2013 Annual Groundwater Monitoring Report Lockheed Martin Former French Road Facility Utica, New York

Prepared for:

Lockheed Martin Corporation

Prepared by:

ARCADIS U.S., Inc.

February 2014

Eric Panhorst, P.E.
Remediation Technical Lead

Jeffrey J. Bonsteel
Project Manager

Daniel A. Zuck
Associate Project Manager

This page intentionally left blank.

TABLE OF CONTENTS

Section **Page**

ACRONYMS ..... **v**

1 INTRODUCTION **1-1**

2 SITE DESCRIPTION AND HISTORY **2-1**

2.1 REMEDIAL GOALS AND CRITERIA 2-4

2.2 DESCRIPTION OF TREATMENT TECHNOLOGY 2-5

2.3 GROUNDWATER-CONTAMINANT DISTRIBUTION 2-7

3 GROUNDWATER MONITORING PROGRAM **3-1**

3.1 MONITORING PARAMETERS 3-1

3.2 MONITORING LOCATIONS 3-2

4 2013 MNA PROGRAM EVALUATION **4-1**

4.1 PROGRAM INTRODUCTION 4-1

4.2 OBJECTIVE 1 WELL EVALUATIONS AND RESULTS 4-1

4.3 OBJECTIVE 2 WELL EVALUATIONS AND RESULTS 4-6

4.4 OBJECTIVE 3 WELL EVALUATIONS AND RESULTS 4-6

4.5 OBJECTIVE 4 WELL EVALUATION AND RESULTS 4-7

4.6 SITE GEOCHEMISTRY EVALUATION 4-7

4.7 DATA VALIDATION 4-8

5 SUMMARY AND CONCLUSIONS **5-1**

6 REFERENCES **6-1**

TABLE OF CONTENTS (continued)

APPENDICES

APPENDIX A— HISTORICAL DATA FOR THE LOCKHEED MARTIN UTICA SITE, 1996–2008

APPENDIX B— HISTORICAL DATA FOR THE LOCKHEED MARTIN UTICA SITE, 2008–2009

APPENDIX C— HISTORICAL DATA FOR THE LOCKHEED MARTIN UTICA SITE, June 2010

APPENDIX D— ANNUAL GROUNDWATER SAMPLING DATA, SEPTEMBER 2011

APPENDIX E — 2013 GROUNDWATER LAB ANALYSIS REPORTS (ON ATTACHED CD)

APPENDIX F — 2013 GROUNDWATER SAMPLING LOGS

APPENDIX G — DATA USABILITY SUMMARY REPORT (ON ATTACHED CD)

LIST OF FIGURES

(Figures appear at the end of their respective sections)

Page

Figure 1-1 Site Location Map 1-2
Figure 2-1 Facility Map 2-9
Figure 3-1 Monitoring Well Network 3-5
Figure 3-2a Groundwater Contours – January 2013 3-6
Figure 3-2b Groundwater Contours – April 2013 3-7
Figure 3-2c Groundwater Contours – July 2013 3-8
Figure 3-2d Groundwater Contours – October 2013 3-9
Figure 4-1a Groundwater Monitoring Data – January 2013 4-11
Figure 4-1b Groundwater Monitoring Data – April 2013 4-12
Figure 4-1c Groundwater Monitoring Data – July 2013 4-13
Figure 4-1d Groundwater Monitoring Data – October 2013 4-14
Figure 4-2 Decision Tree for Performance Monitoring in Objective 1 Locations 4-15
Figure 4-3a Well A1-PZ-2 Groundwater Volatile Organic Compound Concentration Trends 4-16

TABLE OF CONTENTS (continued)

Page

Figure 4-3b Well A2-PZ-1 Groundwater Volatile Organic Compound Concentration Trends 4-17

Figure 4-3c Well A2-PZ-2 Groundwater Volatile Organic Compound Concentration Trends 4-18

Figure 4-3d Well MW-1 Groundwater Volatile Organic Compound Concentration Trends 4-19

Figure 4-3e Well MW-3 Groundwater Volatile Organic Compound Concentration Trends 4-20

Figure 4-3f Well MW-18 Groundwater Volatile Organic Compound Concentration Trends 4-21

Figure 4-3g Well PZ-5 Groundwater Volatile Organic Compound Concentration Trends 4-22

Figure 4-3h Well PZ-6 Groundwater Volatile Organic Compound Concentration Trends 4-23

Figure 4-3i Well PZ-8 Groundwater Volatile Organic Compound Concentration Trends 4-24

Figure 4-3j Well PZ-11R Groundwater Volatile Organic Compound Concentration Trends 4-25

LIST OF TABLES
(Tables appear at the end of their respective sections)

Page

Table 3-1 Sampling Frequency and Parameters for the Monitoring Well Network 3-10

Table 3-2 Groundwater Elevation Measurements—2013 3-11

Table 3-3 Monitoring Well and Piezometer Construction Details 3-12

Table 3-4 List of Monitoring Wells Based on Objectives 3-13

Table 4-1 Groundwater Monitoring Data—September 2011 to October 2013 4-26

Table 4-2 Summary of Mann-Kendall Trend Analysis of Groundwater Analytical Data .. 4-27

Table 4-3 Groundwater Sampling Field Parameters and Geochemistry Analysis Results—2013 4-28

This page intentionally left blank.

ACRONYMS

1,1,-DCA	1,1-dichloroethane
ASP	analytical services protocol
BBL	Blasland, Bouck & Lee, Inc.
cis-1,2-DCE	cis-1,2-dichloroethene
CMIP	corrective measures implementation plan
CMS	corrective measures study
COC	constituent(s) of concern
ConMed	ConMed Corporation
DCE	dichloroethene
DER	(NYSDEC) Division of Environmental Remediation
DO	dissolved oxygen
FNPD	Former Northern Perimeter Ditch
FNPD SIR	*Former Northern Perimeter Ditch Supplemental Investigation Report*
FS Report	Feasibility Study Report
ft bgs	feet below ground surface
GCTS	groundwater collection and treatment system
GE	General Electric Company
HDPE	high-density polyethylene
ICM	interim corrective measures
IGWMP	Interim Groundwater Monitoring Program
IRZ	in situ reactive zone
Lockheed Martin	Lockheed Martin Corporation
MMC	Martin Marietta Corporation
mg/L	milligram per liter
MNA	monitored natural-attenuation
MW	monitoring well
NYSDEC	New York State Department of Environmental Conservation
OCIDA	Oneida County Industrial Development Agency
ORP	oxidation-reduction potential
PCE	tetrachloroethene
PZ	piezometer
QA/QC	quality assurance/quality control

RGC	remedial goals and criteria
SGV	standards and guidance values
SPDES	"State Pollutant Discharge Elimination System"
SSDS	sub-slab depressurization-system
TCE	trichloroethene
TOGS	(USEPA) *Technical and Operational Guidance Series*
trans-1,2-DCE	trans-1,2-dichloroethene
ug/L	microgram per liter
USEPA	United States Environmental Protection Agency
VC	vinyl chloride
VOC	volatile organic compound

Section 1
Introduction

On behalf of Lockheed Martin Corporation (Lockheed Martin), ARCADIS of New York, Inc. (ARCADIS) has prepared this *2013 Annual Groundwater Monitoring Report* (report) for the former Lockheed Martin French Road facility (herein, "the site") in Utica, New York (see Figure 1-1). Figure 1-1 presents a site location map. This work was completed as a part of the Corrective Measures Implementation Plan (CMIP) required by the October 3, 2008 "Order on Consent" (herein, the Order) issued by the New York State Department of Environmental Conservation (NYSDEC) (CO6-20080321-5). The *Interim Groundwater Monitoring Program* (IGWMP) (revised February 2012) is the basis for the groundwater monitoring program presented in the sections below. As stipulated by NYSDEC, alterations to the IGWMP will be retained in an internal draft until more substantive changes are adopted and NYSDEC directs that an updated version be submitted for their review. This report is organized as follows:

Section 2—Site Description and History: Briefly describes the history and condition of the site and previous investigations.

Section 3—Groundwater Monitoring Program: Presents the technical approach to the groundwater monitoring program, describes the sampling and analyses performed, and discusses the results.

Section 4—2013 MNA Program Evaluation: Discusses and evaluates the monitored natural-attenuation (MNA) program based on sampling results from the subject site monitoring wells (with respect to Objectives 1–4, described in section 3.2), the role of site geochemistry, and the data-validation procedures employed.

Section 5—Summary and Conclusions: Summarizes the 2013 annual groundwater monitoring results and discusses their implications for future site remedial efforts.

Section 6—References: Lists the references used in this report.

Figure 1-1

CITY:(MAHWAH) DIV/GROUP:(ENRI- 1-1) DB:(JG LD:(Opt) PIC:(Opt) PM:(CM) TM:(BM) LYR:(Opt)ON=*;OFF=*REF*
G:\ENVCAD\SYRACUSE\ACT\NJ001047\0001\00301\DWG\1047301_11.dwg LAYOUT: 1 SAVED: 12/6/2013 4:32 PM ACADVER: 18.1S (LMS TECH) PAGESETUP: PDF LTR PLOTSTYLETABLE: ARCADIS.CTB PLOTTED: 12/6/2013 4:36 PM BY: SANCHEZ, ADRIAN

XREFS: IMAGES: PROJECTNAME: ----
Picture1.jpg

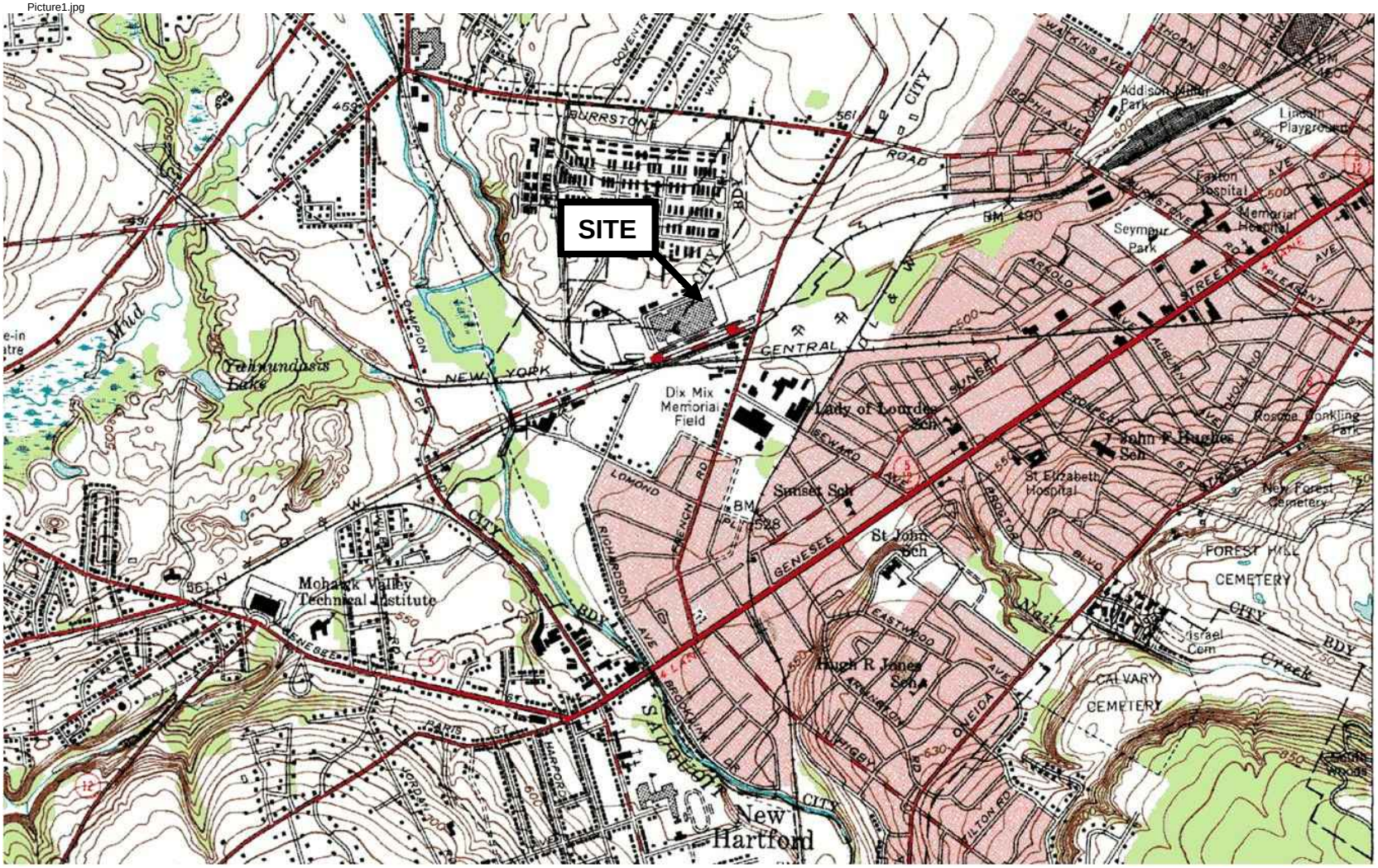

0 12000 24000
SCALE IN FEET

2013 ANNUAL GROUNDWATER MONITORING REPORT
FORMER LOCKHEED MARTIN, FRENCH ROAD PROPERTY
UTICA, NEW YORK

SITE LOCATION MAP

ARCADIS

FIGURE
1-1

Section 2
Site Description and History

In the early 1950s, General Electric Company (GE) acquired approximately 55 acres of undeveloped land on French Road in Utica, New York and built a 500,000-square-foot manufacturing facility. (See Figure 1-1 for a site location map.) GE production operations included manufacturing, assembling, and testing electrical components for the defense and aerospace industries. GE production operations continued until April 1993, when the facility was acquired by Martin Marietta Corporation (MMC).

In March 1995, MMC merged with Lockheed Corporation to form Lockheed Martin Corporation. In March 1996, Lockheed Martin sold the property to Pinnacle Park, Inc., which subsequently transferred the property to and leased it back from the Oneida County Industrial Development Agency (OCIDA). ConMed Corporation (ConMed), a medical supplies manufacturer and distributor, now occupies the facility under a lease with OCIDA. Although Lockheed Martin no longer owns the property, the corporation retains responsibility for environmental cleanup related to past releases at the site. Figure 2-1 presents a facility map.

Groundwater beneath the northeast portion of the main manufacturing building (known as the Solvent Dock Area) and in an area along the Former Northern Perimeter Ditch (FNPD) has been adversely affected by volatile organic compounds (VOCs). The former Solvent Dock and immediate vicinity (referred to hereafter as the Solvent Dock Area) once included a 275-gallon fiberglass overflow-retention tank. This tank stored spent waste solvents, which were periodically sampled, pumped from the tank, and disposed of by waste haulers. The tank was removed in June 1990; at that time the tank was observed as dented and leaking fluid. The FNPD (running along the northern property boundary) was an open-drainage swale that received storm water from the area north of the manufacturing building and conveyed the water, along with storm water from the western portion of the property, to a manhole before discharging it to the municipal storm sewer.

GE, MMC, and Lockheed Martin have investigated groundwater in these areas since 1991. In November 1994, Blasland, Bouck, & Lee, Inc. (BBL) investigated the facility storm sewer in the Solvent Dock Area. That investigation determined that VOCs detected in the storm sewer are attributable to the discharge of VOC-contaminated groundwater into the FNPD and infiltration of VOC-contaminated groundwater from the Solvent Dock Area into the storm sewer beneath the building.

In May 1995, BBL completed a *Storm Sewer Investigation Report* (BBL, 1995a), which recommended that the contaminated portion of the storm sewer flow be collected, treated, and discharged to meet proposed "State Pollutant Discharge Elimination System" (SPDES) VOC-effluent limitations. BBL evaluated remedial design alternatives (in accordance with NYSDEC recommendations) that would remedy contaminated groundwater by addressing the source of VOCs entering the storm sewer. The results of this evaluation are in the *Storm Sewer Basis of Design Report* (BBL, 1995b).

BBL completed the final design of the French Road facility groundwater collection and treatment system (GCTS) in October 1995. System construction was completed in June 1996 as an interim corrective measure (ICM). It collects groundwater from the Solvent Dock Area and the FNPD area via two under-drains, conveys the collected groundwater to a treatment building where a low profile air stripper removes the VOCs, and the treated effluent is then discharged to the municipal storm water system.

Once the system was installed and the ditch was replaced by a 24-inch-diameter high-density polyethylene (HDPE) pipe, groundwater no longer discharged into the northern perimeter ditch. The pipe now conveys storm water that formerly flowed in the ditch. The ditch area was filled and contoured to match the existing grade. The GCTS was expanded in 2010 to include a third collection line running through the facility's eastern parking lot, parallel to a storm sewer running east–west toward a common storm sewer line (with eventual discharge to Nail Creek). This work also upgraded several GCTS components, notably the air stripper and associated controls.

BBL subsequently developed a hydraulic- and chemical-oriented groundwater-monitoring program to evaluate the effectiveness of the GCTS for the Solvent Dock Area. This program, as presented in the *Ground-Water Sampling and Analysis Work Plan* (BBL, 1998), has been modified through monthly and quarterly correspondence with NYSDEC to accommodate

changing conditions over the project's life. In response to observed groundwater contamination at the site (as described above), Lockheed Martin voluntarily installed and operated the GCTS and began an investigation of soil vapor and indoor air quality.

The results of several soil-vapor and indoor-air quality studies led to the installation (in July 2008) of a sub-slab depressurization system (SSDS) in the northeast portion of the facility's main industrial building as an ICM. The ICM is designed to mitigate elevated chlorinated-VOC vapors detected below the concrete slab of the building. Soil vapors extracted from the subsurface are treated by carbon filtering before being discharged to the atmosphere. This minimizes the potential migration of VOCs from sub-slab soil-vapor to air inside the main building where workers are often present. This system was expanded in 2010 in response to continued investigation and evaluation of the system's performance.

Lockheed Martin's investigations into the area of concern identified at the site were completed as part of the Corrective Measures Study (CMS) and presented in *the Corrective Measures Study Repor*t (CMS Report, ARCADIS, 2009a). The CMS Report selected MNA as one of the remedial technologies for the corrective measures alternative to address site groundwater contamination, but Lockheed Martin deemed that supplemental investigations into specific areas of the site were warranted, to fully characterize the extent of contamination and to confirm the effectiveness of the remedial actions recommended in the CMS Report. An initial supplemental investigation was completed in late 2009, with a second investigation in 2010. These investigations are summarized in the *Former Northern Perimeter Ditch Supplemental Investigation Report* (SIR) (FNPD SIR, ARCADIS, 2011a), which confirmed the presence of VOC-contaminated groundwater near the FNPD and recommended further investigation of contaminants in soil, groundwater, and soil vapor, as well as improved characterization of groundwater flow and water table elevations.

The data presented in both the FNPD SIR and the CMS Report have been the basis for identifying and evaluating potential remedial technologies for the FNPD area. A Feasibility Study Report (FS Report) (ARCADIS, 2011) for the FNPD was submitted to NYSDEC in June 2011. It selected a combination of *in situ* biological treatment, continued operation of the GCTS, implementation of institutional controls, and conducting MNA as the most feasible remedial

alternative for the FNPD. A work plan for a pre-design investigation at the FNPD, appended to the FS Report, is aimed at filling remaining data gaps from the FNPD SIR.

The work plan also called for a bioremediation (in situ reactive zone [IRZ]) pilot-test, which was implemented in April 2012. The low permeability of the soils and the low injection flow rates observed during the IRZ pilot test demonstrated that in situ biological treatment is not a viable component for full scale application. This report has been submitted and approved by NYSDEC with modifications.

A CMS report for the FNPD (FNPD CMS; ARCADIS 2013) was prepared as per the requirement of the "Order of Consent" issued by the NYSDEC (October 3, 2008). The FNPD CMS was also requested in NYDEC's letter to Lockheed Martin on July 16, 2013. The FNPD CMS evaluated the performance of the interim corrective measures operating at the facility and recommended a corrective measures alternative pertinent to the FNPD. The FNPD CMS concluded that the chlorinated VOCs in groundwater had decreased significantly by natural attenuation and operation of the interim corrective measures since monitoring began in 1996; however, concentrations still are persistent above the NYSDEC standards and guidance values (SGVs). The components of the recommended corrective measures within the FNPD CMS include continued operation of the GCTS, implementation of institutional controls, and conducting MNA.

Historical data generated as part of the activities referenced above are in Appendices A–D. Appendix A presents data collected from 1996–2008; Appendix B presents data collected from 2008–2009; Appendix C presents data collected in 2010; and Appendix D presents data collected in 2011.

2.1 REMEDIAL GOALS AND CRITERIA

The goal of the MNA system is to (while regularly monitoring) allow natural processes to reduce concentrations of constituents of concern (COC) in groundwater until NYSDEC groundwater-quality standards have been achieved, thereby protecting human health and the environment. The Remedial Goals and Criteria (RGCs) for the system designed to implement MNA at the French Road facility are as follows:

- prevent migration of contaminants in groundwater at concentrations above cleanup goals;
- demonstrate that COC concentrations in site groundwater are not a significant risk to human health or the environment.

The MNA system described below achieves these objectives through natural attenuation.

2.2 DESCRIPTION OF TREATMENT TECHNOLOGY

MNA (as defined by the United States Environmental Protection Agency [USEPA] in Office of Solid Waste and Emergency Response "Directive 9200.4-17P" [1999]) refers to the reliance on natural attenuation processes to achieve site-specific remedial objectives within a reasonable period (as compared to other methods). Under favorable conditions, these natural attenuation processes (e.g., biodegradation, dispersion, dilution, sorption, volatilization, chemical or biological stabilization, transformation, or destruction of contaminants) act without human intervention to reduce the mass, toxicity, mobility, volume, or concentrations of contaminants in soil and groundwater. The time required for these processes to reduce contaminant concentrations to levels that protect human health and the environment varies widely among different hydrogeologic systems and different chemical contaminants, and depends on the quantity of contaminant released.

In general, MNA is an appropriate remediation method only where its use would protect human health and the environment and where it can achieve site-specific remediation objectives within a reasonable period (as compared to other alternatives). When relying on natural attenuation processes for site remediation, USEPA prefers processes that degrade or destroy contaminants. USEPA recognizes MNA as complementary to other remediation technologies (e.g., source control). USEPA generally expects that MNA will be appropriate only for sites with a low potential for contaminant migration (USEPA, 1999).

MNA can involve various natural processes, including:

- Biodegradation— Changing the form of compounds by means of living creatures, such as microorganisms. Under optimal conditions, microorganisms can produce or encourage chemical reactions that change contaminants into a form(s) posing little or no health risk.
- Dispersion and dilution— As dissolved contaminants move farther from the source area, they disperse and are diluted to progressively lower concentrations over time.

Contaminant concentrations eventually may be reduced sufficiently so that risk to human and environmental health is minimal.

- Sorption— Contaminant molecules dissolved in groundwater moving through soil and sediment particles (e.g., sand, silt, clay, organic matter) can sorb (i.e., adhere) onto these particle surfaces and hold bulk liquids in the pores in and between the particles, thereby slowing or stopping contaminant migration.

- Chemical reactions— Some contaminants, such as trichloroethane, can undergo significant degradation by chemical reactions without microbial activity. Recent research has shown that enhanced degradation of tetrachloroethene (PCE), trichloroehtene (TCE) and their daughter products can be achieved by abiotic mechanisms. In particular, a variety of iron- and sulfur-bearing mineral species participate in degradation reactions with chlorinated ethenes at the mineral/water interface. Abiotic-reaction conditions favor transformation of chlorinated ethenes by dichloroelimination rather than by sequential hydrogenolysis (Suthersan, 2005).

- Volatilization— Many organic contaminants (e.g., petroleum hydrocarbons and chlorinated solvents) evaporate readily into the atmosphere, where air currents disperse the contaminants, thus reducing concentrations in groundwater.

Groundwater cleanup goals for the site are the NYSDEC *Technical Operational and Guidance Series (TOGS) 1.1.1 Ambient Water Quality Standards and Guidance Values* (NYSDEC, 1998). Remedial criteria for site groundwater (per the Order) stipulate that groundwater contaminants will no longer pose a threat to human health or the environment.

Site conditions meet the criteria for MNA because:

- contaminants in groundwater can potentially be remedied by natural attenuation-processes;

- contaminant plumes appear stable, with a low probability that environmental conditions influencing plume stability will change over time;

- human health, drinking water supplies, other groundwater, surface water, ecosystems, sediments, air, or other resources would not be adversely affected as a consequence of selecting MNA as the remediation option; little or no demand is projected for the affected groundwater over the period during which the remedy would remain in effect;

- the contamination would not exert a long-term detrimental effect on available water supplies or other environmental resources;

- the estimated remediation period is acceptable to regulatory requirements;

- no continuing source of contamination exists; and

- reliable site-specific mechanisms for implementing institutional controls are available.

As selected in the CMS Report, the major components of the selected corrective measures alternative for site groundwater include MNA, operation and maintenance of the existing GCTS, and institutional controls (in the form of a Site Management Plan).

2.3 GROUNDWATER CONTAMINANT DISTRIBUTION

Groundwater under the northeast portion of the main manufacturing building and the FNPD has been contaminated by VOCs, including PCE, TCE, cis-1,2-dichloroethene (cis-1,2-DCE), and vinyl chloride. These constituents, as well as trans-1,2-dichloroethene (trans-1,2-DCE) and 1,1-dichloroethane (1,1-DCA), generally define the COC for the site MNA program. Depth to groundwater in these areas is shallow and ranges from two to seven feet below ground surface (ft bgs). The source of the groundwater contamination under the northeast portion of the main building is probably the former 275-gallon overflow-retention tank, which was located immediately north of the loading dock along the northern wall of the manufacturing building. This tank was removed in 1990 as part of an interim remedial measure. Reports indicate that the overflow-retention tank was in poor condition and leaking upon removal.

As part of the tank removal, approximately five cubic yards of contaminated soil were removed for off-site disposal. Analytical data for soil samples collected near where the tank was removed indicate no remaining soil contamination. Residual on-site dissolved-phase constituents in groundwater are believed to result from isolated releases that affected both soil and groundwater. The inverts (bottom) of former underground-storage tanks were likely near or below the water table.

Soil, groundwater, and surface-water samples collected at the FNPD during initial and supplemental CMS investigations did not identify a specific source of observed groundwater contamination, such as releases from an underground storage tank, related infrastructure, or specific solvent use, but did identify areas of higher relative impacts that may be contributing to the continued detections of VOCs in groundwater along the FNPD. These areas are referred to as Area 1 and Area 2 and are located at the western and eastern ends, respectively, of the maintenance building. Area 1 and Area 2 may be due to localized disposal during past facility operations.

Groundwater contamination is found primarily in fill and shallow till. The water table is encountered near the bottom of the fill, typically within one foot of contact with the underlying till. Groundwater contamination is observed primarily in wells screened either solely within the fill or within the fill and underlying till. Hydropunch data collected from several vertical intervals within the till indicate decreased contamination with depth. Grain-size analysis and hydraulic-conductivity testing show that the fill and till both have a very low capacity to transmit water; that is, the fill and till exhibit very low permeability. This has naturally "contained" the migration of contaminated groundwater within the northeastern portion of the site. Off-site migration of contaminated groundwater has not been observed.

Figure 2-1

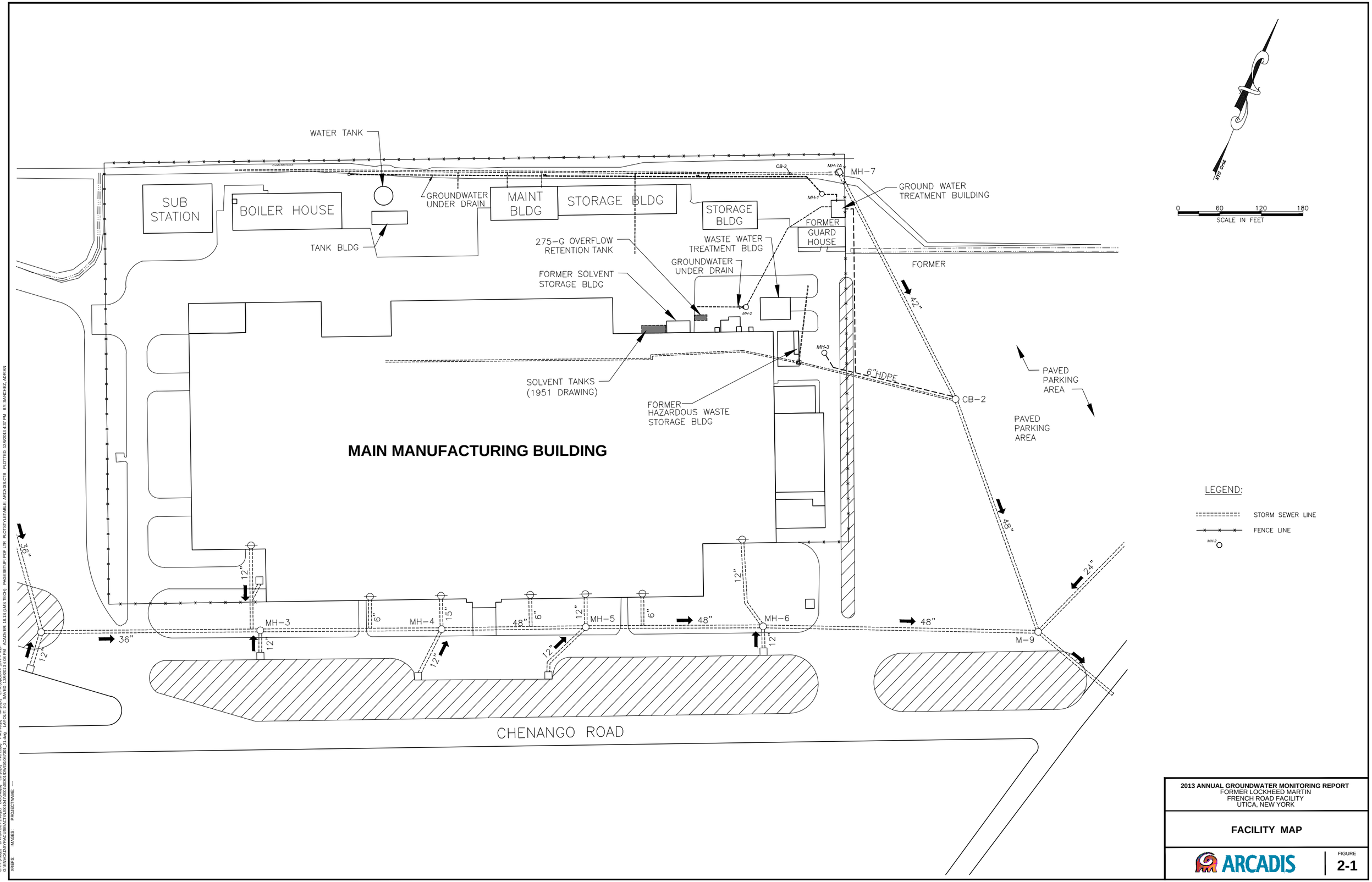

2013 ANNUAL GROUNDWATER MONITORING REPORT
FORMER LOCKHEED MARTIN
FRENCH ROAD FACILITY
UTICA, NEW YORK

FACILITY MAP

ARCADIS

FIGURE
2-1

CITY:(Reed) DIV:(GROUP:(Reed)) DB:(Reed) LO:(Def) PC:(Def) PM:(Reed) TM:(Def) LYR:(Def)on=*;OFF=*REF*
STYLE: (Def) PLOT:(Def) PAPER:(ANSI B (11.00X17.00)) PAGE SETUP: (Def) LAYOUT: 2-1 SAVED: 12/6/2013 4:06 PM ACADVER: 18.1S (LMS TECH) PAGESETUP: PDF LTR PLOTSTYLETABLE: ARCADIS.CTB PLOTTED: 12/6/2013 4:37 PM BY: SANCHEZ, ADRIAN
XREFS: IMAGES: PROJECTNAME: —

Section 3
Groundwater Monitoring Program

To achieve the site RGCs, the IGWMP specifies monitoring parameters, sampling frequency, and sampling locations for the site monitoring program.

3.1 MONITORING PARAMETERS

Groundwater VOCs comprise the parameters being monitored at the site (USEPA Method 8260). Measurement of field parameters depends on the sampling method used at individual sampling locations. Sampling locations were purged for three well volumes (when location will yield acceptable volume) and sampled using dedicated bailers or a peristaltic pump. At these locations, field parameters consisted of pH, dissolved oxygen (DO), conductivity, temperature, turbidity and water levels. A final DO reading at these locations was not measured from bailer samples but was instead measured using a down-hole sensor. Since ORP readings collected from a bailer are less reliable and reproducible, monitoring wells MW-1, MW-3, and MW-10 had ORP measurements collected via a flow-through cell using a low flow sampling apparatus. Appendix F contains the completed sampling logs for each of the quarterly events in 2013.

Biogeochemical analytical data were collected up through January 2013 at monitoring wells MW-1, MW-3, PZ-13R, A1-PZ-2, and A2-PZ-1 including nitrate, ferrous iron, sulfate, methane, total organic carbon (TOC), and total alkalinity. These data, in conjunction with the field parameters collected at the wells (such as pH, dissolved oxygen [DO], and oxidation-reduction potential [ORP]), were used to draw general conclusions regarding the redox state of the groundwater at each of the wells. Starting with the April 2013 sampling event, no biogeochemical analytical data have been collected, and analysis was limited to field parameters such as pH and conductivity with DO and ORP evaulated at low-flow sampled wells, consistent with the sampling and analysis requirements of the IGWMP. Sampling protocols and standard

operating procedures are included as Attachment 2 of the site-specific Quality Assurance Project Plan (ARCADIS, 2011).

3.2 MONITORING LOCATIONS

The well network for MNA monitoring at the site is presented in Table 3-1 and shown in Figure 3-1. Existing wells were selected as VOC monitoring points based on the current and anticipated extent of contaminants in groundwater (and as presented in the CMS Report and supporting documents). Monitoring wells were selected for annual, semi-annual, or quarterly sampling. Monitoring wells selected for sampling, their corresponding sampling frequencies, and sampling rationales are as follows:

- MW-1 (quarterly) is within the Solvent Dock Area of groundwater impacts;
- MW-2 (annually) is within the Solvent Dock Area of groundwater impacts;
- MW-3 (quarterly) is within the Solvent Dock Area of groundwater impacts;
- MW-4 (annually) is at the fringe of the Solvent Dock Area of groundwater impacts and hydraulically upgradient;
- MW-5 (semi-annually) is at the fringe of the Solvent Dock Area of groundwater impacts and hydraulically upgradient;
- MW-10 (annually) is at the fringe of the Solvent Dock Area of groundwater impacts and hydraulically cross-gradient;
- MW-13S (quarterly) is at the fringe of the Solvent Dock Area of groundwater impacts, hydraulically upgradient, and monitors the shallow undifferentiated-fill unit;
- MW-14BR (annually) is downgradient of the area of groundwater impacts and monitors the bedrock unit;
- MW-18 (quarterly) is at the western fringe of the FNPD Area 2 area of groundwater impacts;
- MW-20 (quarterly) is at the fringe of FNPD Area 1 and monitors groundwater quality at the western extent of the FNPD groundwater impacts;
- MW-21 (quarterly) is at the fringe of FNPD Area 1 and monitors groundwater quality at the south western extent of the FNPD groundwater impacts;
- PZ-5 (quarterly) is within the Solvent Dock Area of groundwater impacts;

- PZ-6 (semi-annually) is within the Solvent Dock Area of groundwater impacts;
- PZ-7 (semi-annually) is near the downgradient extent of the Solvent Dock Area of groundwater impacts;
- PZ-8 (quarterly) is within the Solvent Dock Area of groundwater impacts;
- PZ-11R (quarterly) is at the edge of Solvent Dock Area groundwater impacts;
- PZ-13R (quarterly) is at the edge of the Solvent Dock Area of groundwater impacts;
- PZ-18 (annually) is at the fringe of the FNPD Area 2 area of groundwater impacts, hydraulically cross-gradient, and monitors groundwater quality at the eastern extent of the site;
- PZ-26 (annually) is upgradient of the FNPD Area 2 area of groundwater impacts and monitors groundwater quality at the northern extent of the site;
- A1-PZ-2 (quarterly) is at the fringe of the FNPD Area 1 are of groundwater impacts and monitors groundwater quality at the western extent of the FNPD impacts;
- A2-PZ-1 (quarterly) is within the FNPD Area 2 area of groundwater impacts; and
- A2-PZ-2 (semi-annually) is within the FNPD Area 2 area of groundwater impacts.

As identified in Table 3-1, groundwater-elevation measurements were collected before groundwater sampling at all accessible site monitoring-wells. Groundwater-elevation measurements are in Table 3-2 and Figures 3-2(a-d). Table 3-3 shows the construction details of monitoring wells and piezometers.

Monitoring wells selected for the MNA monitoring program will ensure that the site RGCs are being achieved. The objectives of the MNA network wells are:

Objective 1—Verify that contaminant concentrations are decreasing with time such that cleanup goals will be met. This objective will be met by monitoring those wells where exceedances have been reported. Long-term trend analysis will measure downward trends in contaminant concentration, and MNA performance will be gauged against this analysis. At no point during the MNA period are contaminant concentrations expected to exceed historical maximums. Table 3-4 includes Objective 1 monitoring locations.

Objective 2—Confirm that contamination is not spreading to uncontaminated areas. Contaminants are expected to continue to disperse within known groundwater-flow pathways

throughout the duration of the remedy. This objective will be met by monitoring those wells spanning the site (laterally and vertically) that yield concentrations below cleanup goals. Contamination in these locations is expected to be detectable but below cleanup goals or below detection limits. Table 3-4 includes Objective 2 monitoring locations.

Objective 3—Monitor contaminant levels at potential exposure points under current land use conditions. The monitoring well network will monitor contaminant levels at the site such that, in the event that subsurface work is performed in Objective 3 areas, workers may be informed in advance of the types and levels of chemicals present. Based on this information, subsurface work can be performed while employing appropriate worker protection and waste management procedures. Wells selected for this objective are in locations that would cover potential areas of subsurface work, including both interior and exterior areas. Table 3-4 presents Objective 3 monitoring locations.

Objective 4—Monitor site hydrologic conditions over time to identify any changes in groundwater flow that might compromise human health or the environment. This includes evaluating groundwater elevations in both the overburden and bedrock monitoring wells. Monitoring wells that support this objective span the site (laterally and vertically) and will detect changes in groundwater flow and contaminant migration. All site monitoring well locations will be monitored quarterly for groundwater elevations, and will therefore be included as Objective 4 locations.

The four objectives listed above aim to verify that contaminant concentrations are not a significant risk to human health or the environment, to monitor the migration of contaminants at the site, and to monitor the hydrogeologic nature of the site to detect changes for use in future environmental decision-making. Monitoring locations at the site have been mapped on Figure 3-1 to show their primary objectives as defined above, but many monitoring locations will be used for all four objectives during data analysis and interpretation. Table 3-4 identifies the monitoring locations for Objectives 1 through 3, which are all included within Objective 4.

Figure 3-1

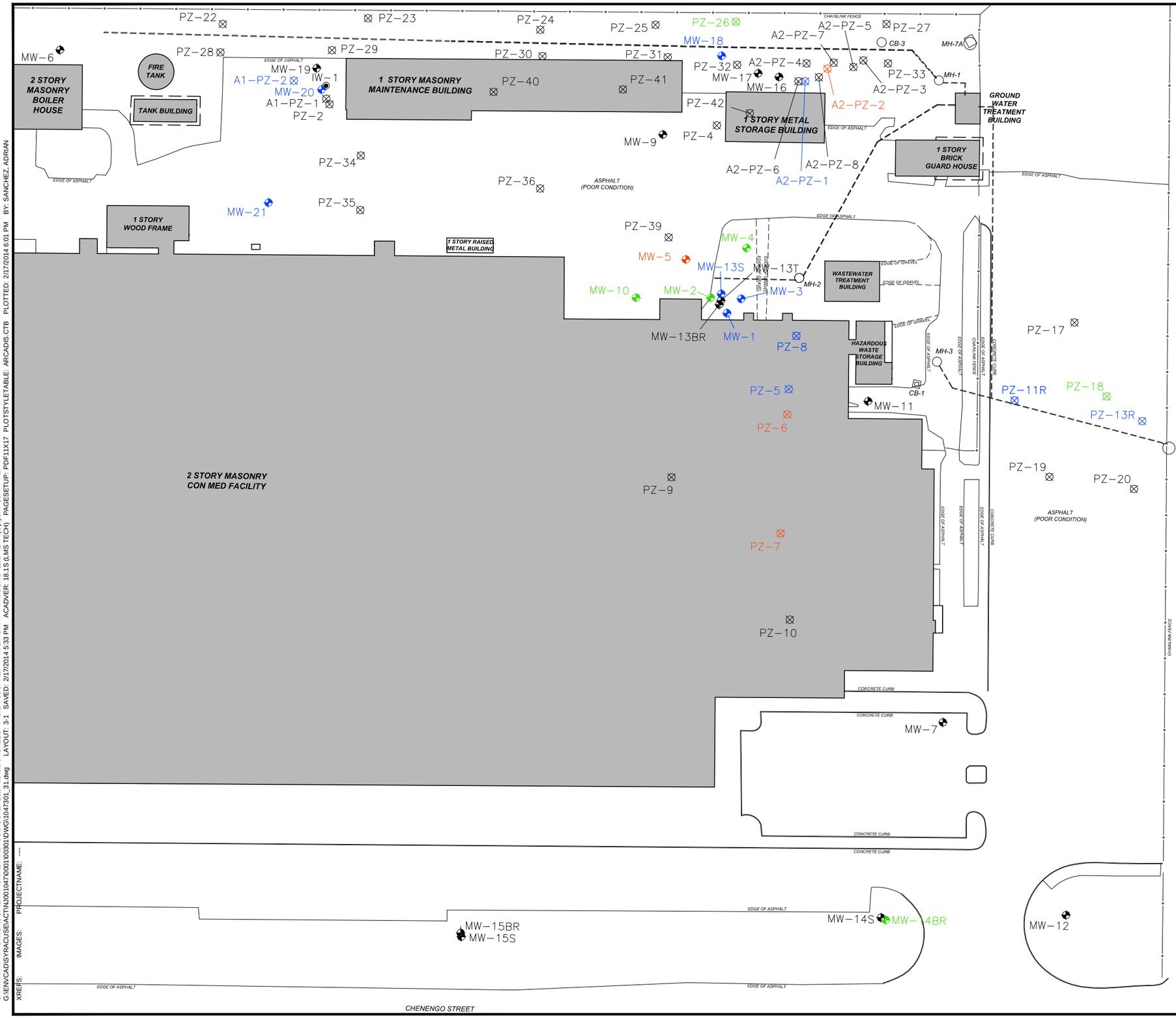

LEGEND:

IW-1	INJECTION WELL LOCATION
MW-10	MONITORING WELL LOCATION
PZ-9	PIEZOMETER LOCATION
	QUARTERLY SAMPLING LOCATION
	SEMI ANNUAL SAMPLING LOCATION
	ANNUAL SAMPLING LOCATION
	GROUNDWATER COLLECTION TRENCH
	FENCE LINE
MH-2	MANHOLE LOCATION

NOTES:

1. GROUNDWATER ELEVATIONS TO BE COLLECTED QUARTERLY FROM ALL SITE WELLS.

0 40' 80'
GRAPHIC SCALE

2013 ANNUAL GROUNDWATER MONITORING REPORT
FORMER LOCKHEED MARTIN, FRENCH ROAD FACILITY
UTICA, NEW YORK

MONITORING WELL NETWORK

ARCADIS

FIGURE
3-1

CITY:MAHWAH DIV/GROUP:ENVIRONMENTAL DB:J.GONZALEZ LD:J.BONSTEEL PIC:L.MCBURNEY PM:C.MOTTA TM:J.BONSTEEL LYR:(Opt)ON=*;OFF=*REF*
G:\ENVCAD\SYRACUSE\ACTN\00104700\00100301\DWG\1047301_31.dwg LAYOUT: 3-1 SAVED: 2/17/2014 5:33 PM ACADVER: 18.1S (LMS TECH) PAGESETUP: PDF11X17 PLOTSTYLETABLE: ARCADIS.CTB PLOTTED: 2/17/2014 6:01 PM BY: SANCHEZ, ADRIAN
XREFS: IMAGES: PROJECTNAME: ----

Figure 3-2a

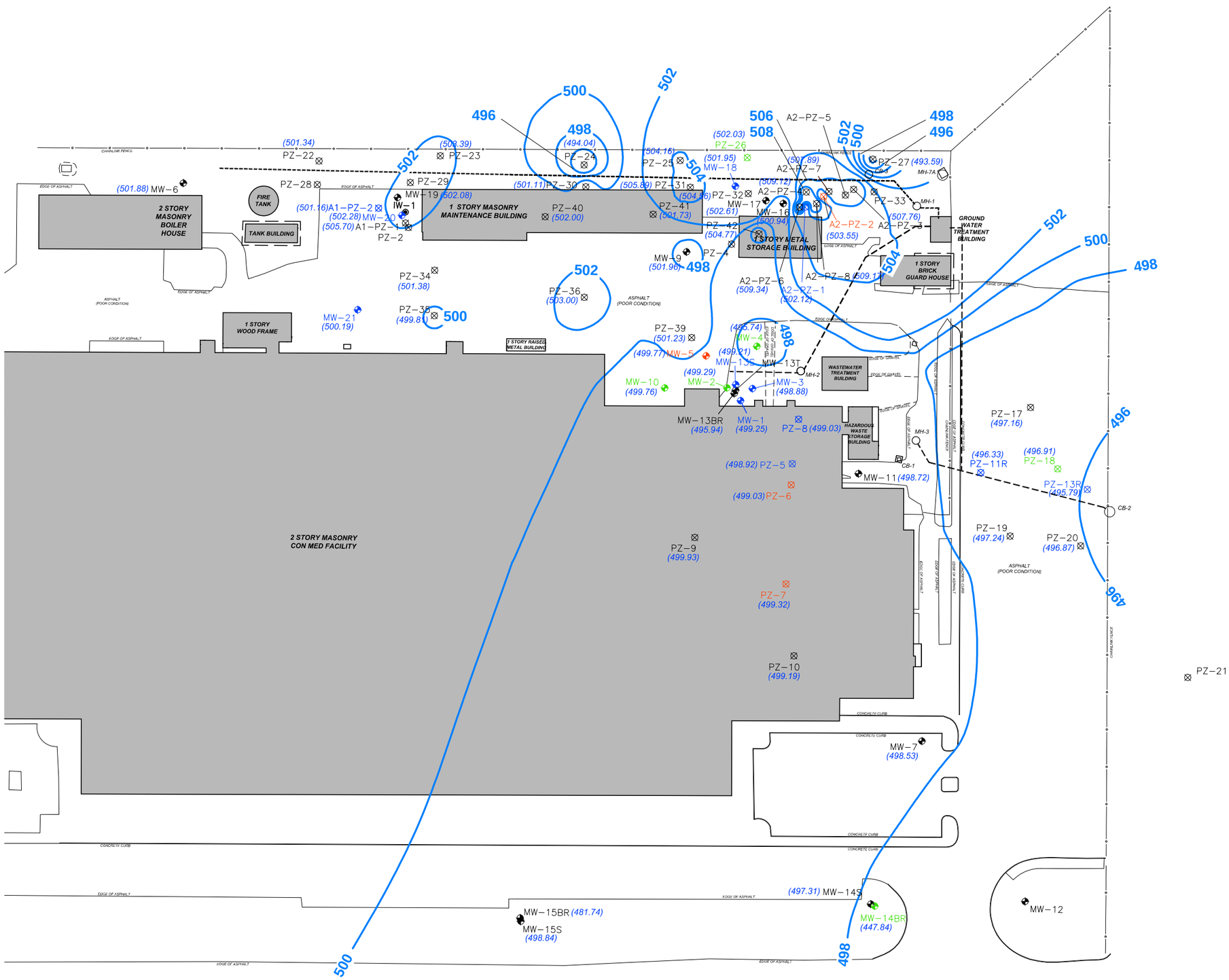

LEGEND:

IW-1	INJECTION WELL LOCATION
MW-10	MONITORING WELL LOCATION
PZ-9	PIEZOMETER LOCATION
	QUARTERLY SAMPLING LOCATION
	SEMI ANNUAL SAMPLING LOCATION
	ANNUAL SAMPLING LOCATION
(496.38)	QUARTERLY GROUNDWATER ELEVATION POINT (AMSL)
500	GROUNDWATER ELEVATION CONTOUR (DASHED WHERE INFERRED)
	GROUNDWATER COLLECTION TRENCH
	FENCE LINE
MH-2	MANHOLE LOCATION

NOTES:

1. ALL WELLS AND PIEZOMETERS SHOWN ARE UTILIZED FOR QUARTERLY GROUND WATER ELEVATION MONITORING EXCEPT IW-1, MW-13BR, MW-14BR, AND MW-15BR.
2. WELLS MW-12, PZ-2, PZ-4, PZ-28 AND PZ-29 WERE UNABLE TO BE ACCESSED DUE TO SITE CONIDITIONS IN JANUARY 2013.
3. WELLS A2-PZ-5, PZ-21 AND PZ-33 WERE NOTED TO HAVE BEEN DRY IN JANUARY 2013.
4. THIS DRAWING IS REFERENCED HORIZONTALLY TO THE NORTH AMERICAN DATUM OF 1983 (NAD83) AND PROJECTED ON THE NEW YORK STATE PLAN COORDINATE SYSTEM (CENTRAL ZONE).
5. THE REFERENCED HORIZONTAL CONTROL STATION IS A GPS CONTINUOUSLY OPERATING REFERENCE STATION (CORS) DESIGNATED AS "ROME CORS ARP" (NYRM). NYRM IS A SPECIAL HORIZONTAL AND VERTICAL CONTROL STATION ESTABLISHED BY NATIONAL GEODETIC SURVEY IN JULY 1997.

0 50' 100'
GRAPHIC SCALE

2013 ANNUAL GROUNDWATER MONITORING REPORT
FORMER LOCKHEED MARTIN, FRENCH ROAD FACILITY
UTICA, NEW YORK

JANUARY 2013 GROUNDWATER CONTOURS

ARCADIS

FIGURE
3-2A

CITY:MAHWAH DIV/GROUP:ENVIRONMENTAL DB:J.GONZALEZ LD:J.BONSTEEL PIC:L.MCBURNEY PM:C.MOTTA TM:J.BONSTEEL LYR:(Opt)ON=*;OFF=REF*
G:\ENVCAD\SYRACUSE\ACT\NJ0013047\00001\00301\DWG\1047301_32A.dwg LAYOUT: 3-2A SAVED: 2/17/2014 5:58 PM ACADVER: 18.1S (LMS TECH) PAGESETUP: PDF11X17 PLOTSTYLETABLE: ARCADIS.CTB PLOTTED: 2/17/2014 6:01 PM BY: SANCHEZ, ADRIAN
XREFS: IMAGES: PROJECTNAME: ----

Figure 3-2b

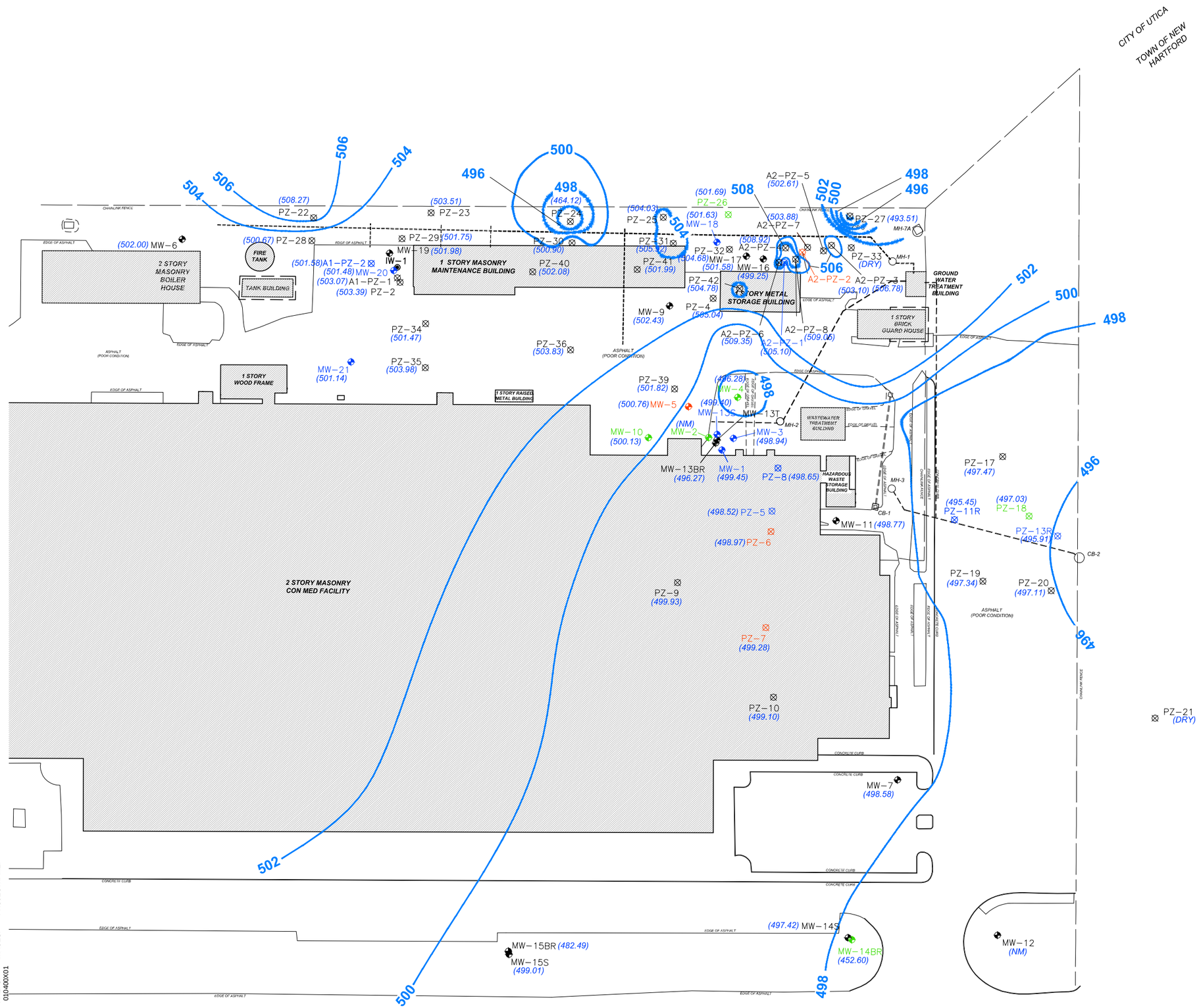

LEGEND:

IW-1	INJECTION WELL LOCATION
MW-10	MONITORING WELL LOCATION
PZ-9	PIEZOMETER LOCATION
	QUARTERLY SAMPLING LOCATION
	SEMI ANNUAL SAMPLING LOCATION
	ANNUAL SAMPLING LOCATION
(496.38)	QUARTERLY GROUNDWATER ELEVATION POINT
500	GROUNDWATER ELEVATION CONTOUR (DASHED WHERE INFERRED)
	GROUNDWATER COLLECTION TRENCH
	FENCE LINE
MH-2	MANHOLE LOCATION

NOTES:

1. ALL WELLS AND PIEZOMETERS SHOWN ARE UTILIZED FOR QUARTERLY GROUND WATER ELEVATION MONITORING EXCEPT IW-1, MW-13BR, MW-14BR, AND MW-15BR.
2. WELLS MW-2 AND MW-12 WERE UNABLE TO BE ACCESSED DUE TO SITE CONDITIONS IN APRIL 2013.
3. WELL PZ-21 WAS NOTED TO HAVE BEEN DRY IN APRIL 2013.

0 50' 100'
GRAPHIC SCALE

2013 ANNUAL GROUNDWATER MONITORING REPORT
FORMER LOCKHEED MARTIN, FRENCH ROAD FACILITY
UTICA, NEW YORK

APRIL 2013
GROUNDWATER CONTOURS

ARCADIS

FIGURE
3-2B

CITY:MAHWAH DIV/GROUP:ENVIRONMENTAL DB:J.GONZALEZ LD:J.BONSTEEL PIC:L.MCBURNEY PM:C.MOTTA TM:J.BONSTEEL LYR:(OpjON=*;OFF=*REF*
G:\ENVCAD\SYRACUSE\ACT\N\0010470\00010\00301\DWG\1047301_32B.dwg LAYOUT: 3-2B SAVED: 2/17/2014 5:59 PM ACADVER: 18.1S (LMS TECH) PAGESETUP: PDF11X17 PLOTSTYLETABLE: ARCADIS.CTB PLOTTED: 2/17/2014 6:01 PM BY: SANCHEZ, ADRIAN
XREFS: 010400X01 IMAGES: PROJECTNAME: ----

Figure 3-2c

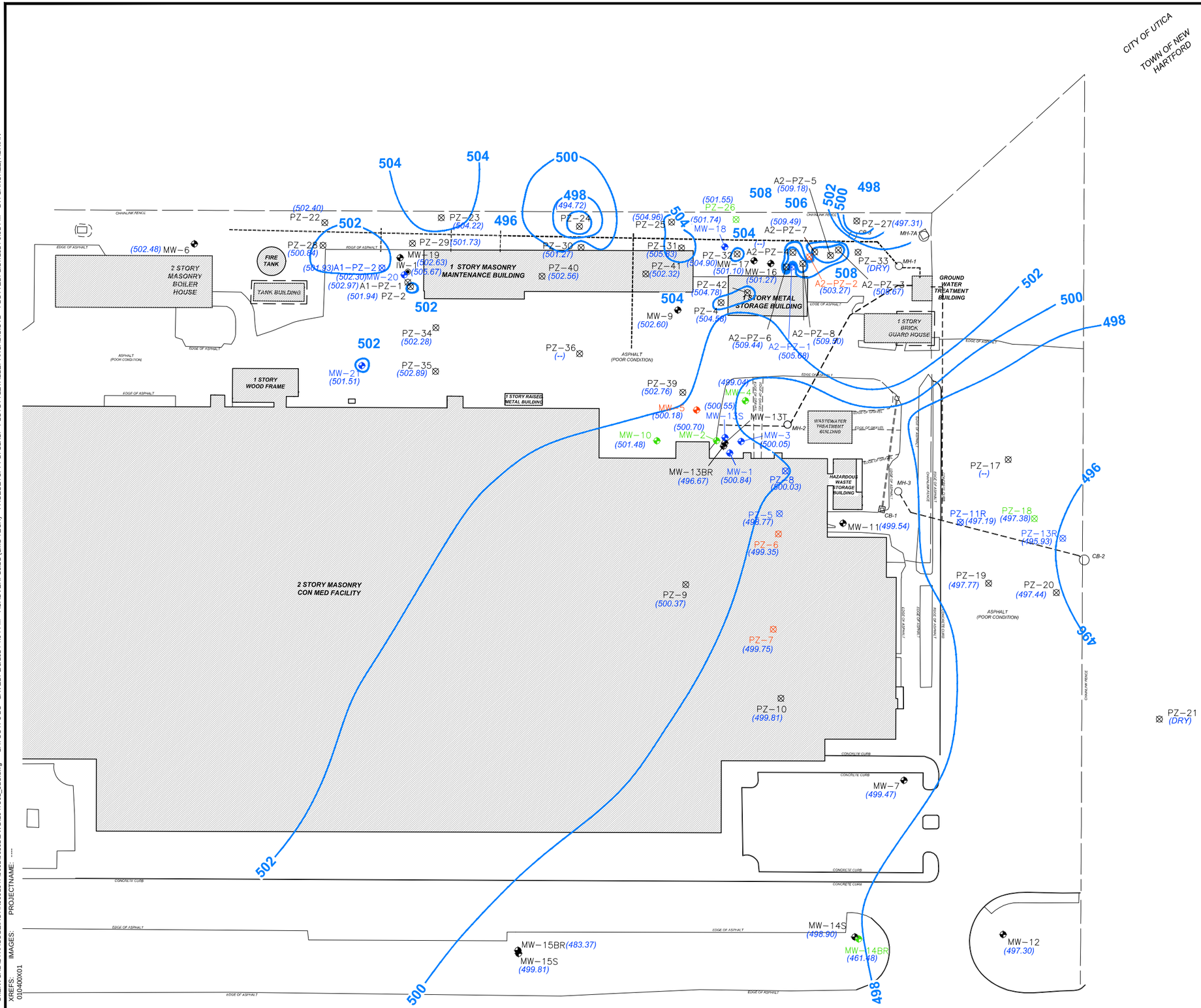

LEGEND:

======	GROUNDWATER COLLECTION TRENCH
———	FENCE LINE
MH-2 ○	MANHOLE LOCATION
IW-1 ◉	INJECTION WELL LOCATION
MW-10 ⊗	MONITORING WELL LOCATION
PZ-9 ⊠	PIEZOMETER LOCATION
	QUARTERLY SAMPLING LOCATION
	SEMI ANNUAL SAMPLING LOCATION
	ANNUAL SAMPLING LOCATION
(495.93)	QUARTERLY GROUNDWATER ELEVATION POINT
500 ———	GROUNDWATER ELEVATION CONTOUR (DASHED WHERE INFERRED)
(--)	NOT MONITORED
(DRY)	NO MEASURABLE WATER

NOTES:

1. ALL MEASUREMENTS PRESENTED ARE IN FEET ABOVE MEAN SEA LEVEL (AMSL), AS MEASURED FROM JULY 1997 NATIONAL GEODETIC SURVEY DATUM.
2. WELLS PZ-21 AND PZ-33 WERE NOTED TO HAVE BEEN DRY IN JULY 2013.
3. WELLS PZ-17, PZ-36, AND A2-PZ-4 WERE UNABLE TO BE ACCESSED DUE TO SITE CONDITIONS IN JULY 2013.
4. ONLY APPLICABLE GROUNDWATER MONITORING WELLS WERE UTILIZED FOR GROUNDWATER CONTOURS.

0 50' 100'
GRAPHIC SCALE

2013 ANNUAL GROUNDWATER MONITORING REPORT
FORMER LOCKHEED MARTIN, FRENCH ROAD FACILITY
UTICA, NEW YORK

JULY 2013 GROUNDWATER CONTOURS

ARCADIS

FIGURE
3-2C

CITY:MAHWAH DIV/GROUP:ENVIRONMENTAL DB:J.GONZALEZ LD:J.BONSTEEL PIC:L.MCBURNEY PM:C.MOTTA TM:J.BONSTEEL LYR:(Opt)ON=*;OFF=*REF*
G:\ENVCAD\SYRACUSE\ACTIN\J001047\0001\00301\DWG\1047301_32C.dwg LAYOUT: 3-2C SAVED: 1/3/2014 4:04 PM ACADVER: 18.1S (LMS TECH) PAGESETUP: PDF11X17 PLOTSTYLETABLE: ARCADIS.CTB PLOTTED: 2/17/2014 6:01 PM BY: SANCHEZ, ADRIAN
XREFS: 010400X01 IMAGES: PROJECTNAME: ----

Figure 3-2d

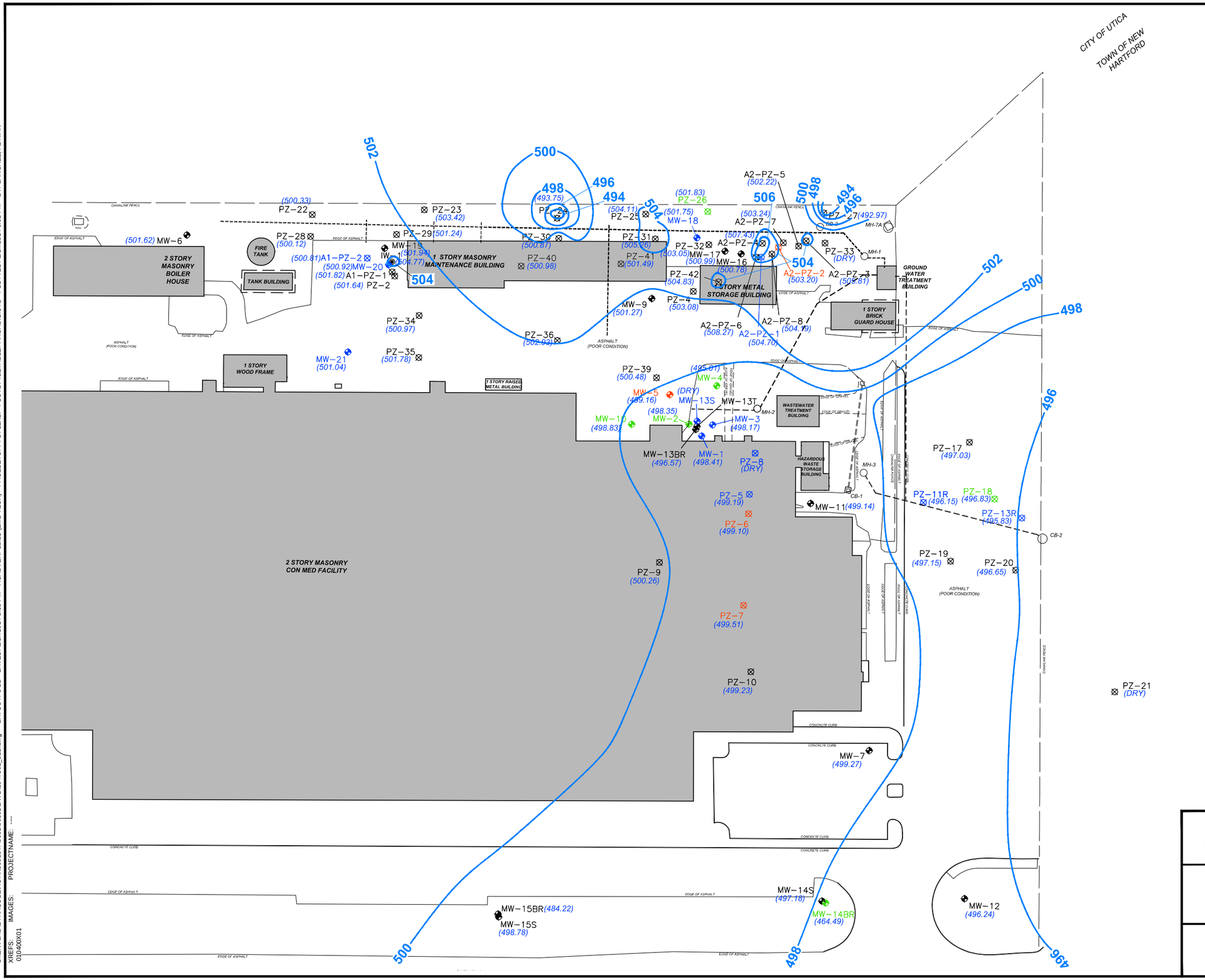

LEGEND:

======	GROUNDWATER COLLECTION TRENCH
———	FENCE LINE
MH-2 ○	MANHOLE LOCATION
IW-1 ◉	INJECTION WELL LOCATION
MW-10 ⊕	MONITORING WELL LOCATION
PZ-9 ⊠	PIEZOMETER LOCATION
	QUARTERLY SAMPLING LOCATION
	SEMI ANNUAL SAMPLING LOCATION
	ANNUAL SAMPLING LOCATION
(496.83)	QUARTERLY GROUNDWATER ELEVATION POINT
500 ———	GROUNDWATER ELEVATION CONTOUR (DASHED WHERE INFERRED)
(DRY)	NO MEASURABLE WATER

NOTES:

1. ALL MEASUREMENTS PRESENTED ARE IN FEET ABOVE MEAN SEA LEVEL (AMSL), AS MEASURED FROM JULY 1997 NATIONAL GEODETIC SURVEY DATUM.
2. WELLS MW-13S, PZ-8, PZ-21 AND PZ-33 WERE NOTED TO HAVE BEEN DRY IN OCTOBER 2013.
3. WELLS PZ-11R, MW-2, AND MW-19 WERE UNABLE TO BE ACCESSED ON 10/01/13 DUE TO SITE CONDITIONS; HOWEVER MEASUREMENTS WERE COLLECTED BETWEEN 10/02/13 AND 10/04/13 AS LOCATIONS BECAME ACCESSIBLE.
4. ONLY APPLICABLE GROUNDWATER MONITORING WELLS WERE UTILIZED FOR GROUNDWATER CONTOURS.

0 50' 100'
GRAPHIC SCALE

2013 ANNUAL GROUNDWATER MONITORING REPORT
FORMER LOCKHEED MARTIN, FRENCH ROAD FACILITY
UTICA, NEW YORK

OCTOBER 2013 GROUNDWATER CONTOURS

ARCADIS

FIGURE
3-2D

CITY:MAHWAH DIV/GROUP:ENVIRONMENTAL DB:J.GONZALEZ LD:J.BONSTEEL PIC:L.MCBURNEY PM:C.MOTTA TM:J.BONSTEEL LYR:(Opt)ON=*;OFF=*REF*
G:\ENVCAD\SYRACUSE\ACT\N\0010104\0001\010301\DWG\1047301_32D.dwg LAYOUT: 3-2D SAVED: 2/17/2014 5:35 PM ACADVER: 18.1S (LMS TECH) PAGESETUP: PDF11X17 PLOTSTYLETABLE: ARCADIS.CTB PLOTTED: 2/17/2014 6:01 PM BY: SANCHEZ, ADRIAN
XREFS: 010400X01 IMAGES: PROJECTNAME: ----

Table 3-1

Table 3-1
Sampling Frequency and Parameters for the Monitoring Well Network

Former Lockheed Martin French Road Facility
Utica, New York

Monitoring Well	Sampling Frequency	Sampling Parameters
MW - 1	Quarterly	VOCs, Field Parameters
MW - 2	Annual	VOCs, Field Parameters
MW - 3	Quarterly	VOCs, Field Parameters
MW - 4	Annual	VOCs, Field Parameters
MW - 5	Semi-Annual	VOCs, Field Parameters
MW - 6	-	-
MW - 7	-	-
MW - 8	-	-
MW - 9	-	-
MW - 10	Annual	VOCs, Field Parameters
MW - 11	-	-
MW - 12	-	-
MW - 13S	Quarterly	VOCs, Field Parameters
MW - 13T	-	-
MW - 13BR	-	-
MW - 14S	-	-
MW - 14BR	Annual	VOCs, Field Parameters
MW - 15S	-	-
MW - 15BR	-	-
MW-16	-	-
MW-17	-	-
MW-18	Quarterly	VOCs, Field Parameters
MW-19	-	-
MW-20	Quarterly	VOCs, Field Parameters
MW-21	Quarterly	VOCs, Field Parameters
PZ - 2	-	-
PZ - 4	-	-
PZ - 5	Quarterly	VOCs, Field Parameters
PZ - 6	Semi-Annual	VOCs, Field Parameters
PZ - 7	Semi-Annual	VOCs, Field Parameters
PZ - 8	Quarterly	VOCs, Field Parameters
PZ - 9	-	-
PZ - 10	-	-
PZ - 11R	Quarterly	VOCs, Field Parameters
PZ - 13R	Quarterly	VOCs, Field Parameters
PZ - 17	-	-
PZ - 18	Annual	VOCs, Field Parameters
PZ - 19	-	-
PZ - 20	-	-
PZ - 21	-	-
PZ - 22	-	-
PZ - 23	-	-
PZ - 24	-	-
PZ - 25	-	-

Table 3-1
Sampling Frequency and Parameters for the Monitoring Well Network

Former Lockheed Martin French Road Facility
Utica, New York

Monitoring Well	Sampling Frequency	Sampling Parameters
PZ - 26	Annual	VOCs, Field Parameters
PZ - 27	-	-
PZ - 28	-	-
PZ - 29	-	-
PZ - 30	-	-
PZ - 31	-	-
PZ - 32	-	-
PZ - 33	-	-
PZ - 34	-	-
PZ - 35	-	-
PZ - 36	-	-
PZ - 39	-	-
PZ - 40	-	-
PZ - 41	-	-
A1 - PZ - 1	-	-
A1 - PZ - 2	Quarterly	VOCs, Field Parameters
A2 - PZ - 1	Quarterly	VOCs, Field Parameters
A2 - PZ - 2	Quarterly	VOCs, Field Parameters
A2 - PZ - 3	-	-
A2 - PZ - 4	-	-
A2 - PZ - 5	-	-
A2 - PZ - 6	-	-
A2 - PZ - 7	-	-
A2 - PZ - 8	-	-

Notes:
1. All wells and piezometers will be measured for groundwater elevations on a quarterly basis.
2. VOCs = volatile organic compounds
3. - = Not sampled as part of the 2013 Interim Groundwater Monitoring Program.

Table 3-2

Table 3-2
Groundwater Elevation Measurements - 2013

Former Lockheed Martin French Road Facility
Utica, New York

Well ID	Top of PVC Riser Elevation (ft)	Ground Water Elevation (ft)	Ground Water Elevation (ft)	Ground Water Elevation (ft)	Ground Water Elevation (ft)
Monitoring Date		**Jan-13**	**Apr-13**	**Jul-13**	**Oct-13**
Objective 1					
MW-1	507.27	499.25	499.45	500.84	498.41
MW-3	509.45	498.88	498.94	500.05	498.17
PZ-5	508.29	498.95	498.52	498.77	499.19
PZ-6	508.37	499.00	498.97	499.35	499.10
PZ-8	508.23	499.03	498.65	500.03	DRY
PZ-11R	504.88	496.33	495.45	497.19	496.15
PZ-13R	503.98	495.79	495.91	495.93	495.83
A1-PZ-2	503.00	501.16	501.58	501.93	500.81
A2-PZ-1	509.00	505.12	505.10	505.68	504.70
A2-PZ-7	509.59	507.89	503.88	509.49	503.24
Objective 2					
MW-5	504.33	499.77	500.76	500.18	499.16
MW-13S	505.81	499.21	499.40	500.55	DRY
MW-14BR	507.95	447.84	452.60	461.48	464.49
MW-21	503.66	500.19	501.14	501.51	501.04
PZ-18	504.85	496.91	497.03	497.38	496.83
PZ-26	510.95	502.03	501.69	501.55	501.83
Objective 3					
MW-2	504.60	499.29	--	500.70	498.35
MW-4	506.73	495.74	496.28	499.04	495.01
PZ-7	508.36	499.32	499.28	499.75	499.51
MW-10	504.48	499.76	500.13	501.48	498.83
Others					
IW-1	506.80	504.74	505.02	505.67	504.77
MW-6	508.06	501.88	502.00	502.48	501.62
MW-7	506.94	498.53	498.58	499.47	499.27
MW-9	504.84	501.96	502.43	502.60	501.27
MW-11	507.03	498.72	498.77	499.54	499.14
MW-12	508.30	--	--	497.30	496.24
MW-13BR	506.12	495.94	496.27	496.67	496.57
MW-14S	507.85	497.31	497.42	498.90	497.18
MW-15S	507.26	498.84	499.01	499.81	498.78
MW-15BR	507.24	481.74	482.49	483.37	484.22
MW-16	504.69	500.94	499.25	501.27	500.78
MW-17	504.64	502.61	501.58	501.10	500.99
MW-18	504.97	501.95	501.63	501.74	501.75
MW-19	503.13	502.08	501.98	502.63	501.95
MW-20	503.40	501.28	501.48	502.30	500.92
PZ-2	503.69	--	503.39	501.94	501.64
PZ-4	506.13	--	505.04	504.58	503.08
PZ-9	508.08	499.93	499.93	500.37	500.26
PZ-10	508.14	499.19	499.10	499.81	499.23
PZ-17	504.05	497.16	497.47	--	497.03
PZ-19	504.60	497.24	497.34	497.77	497.15
PZ-20	503.85	496.87	497.11	497.44	496.65
PZ-21	505.70	DRY	DRY	DRY	DRY
PZ-22	508.57	501.34	508.27	502.40	500.33
PZ-23	510.07	503.39	503.51	504.22	503.42
PZ-24	504.77	494.04	464.12	494.72	493.75
PZ-25	510.62	504.16	504.03	504.96	504.11
PZ-27	504.12	493.59	493.51	497.31	492.97
PZ-28	504.12	--	500.67	500.84	500.12
PZ-29	503.84	--	501.75	501.73	501.24

Table 3-2
Groundwater Elevation Measurements - 2013

Former Lockheed Martin French Road Facility
Utica, New York

Well ID	Top of PVC Riser Elevation (ft)	Ground Water Elevation (ft)	Ground Water Elevation (ft)	Ground Water Elevation (ft)	Ground Water Elevation (ft)
Monitoring Date		**Jan-13**	**Apr-13**	**Jul-13**	**Oct-13**
Others (Cont.)					
PZ-30	504.72	501.11	500.90	501.27	500.87
PZ-31	506.17	505.89	505.92	505.83	505.26
PZ-32	504.90	504.56	504.68	504.90	503.05
PZ-33	510.00	DRY	DRY	DRY	DRY
PZ-34	503.88	501.38	501.47	502.28	500.97
PZ-35	503.98	499.81	503.98	502.89	501.78
PZ-36	504.23	503.00	503.83	--	502.93
PZ-39	504.51	501.23	501.82	502.76	500.48
PZ-40	506.68	502.00	502.08	502.56	500.98
PZ-41	506.27	501.73	501.99	502.32	501.49
PZ-42	505.18	504.77	504.78	504.78	504.83
A1-PZ-1	503.77	501.70	503.07	502.97	501.82
A2-PZ-2	509.74	503.55	503.10	503.27	503.20
A2-PZ-3	509.46	507.76	506.78	508.67	505.81
A2-PZ-4	509.40	509.12	508.92	--	507.43
A2-PZ-5	510.03	DRY	502.61	509.18	502.22
A2-PZ-6	509.74	509.34	509.35	509.44	508.27
A2-PZ-8	509.70	509.17	509.05	509.50	504.19

Notes:
1. "--" - Not measured do to access
2. DRY - No measurable water
3. All measurment presented above are in feet Above Mean Sea Level (AMSL), as measured from July 1997 National Geodetic Survey datum.
4. PZ-11R, MW-2 and MW-19 measurements were unable to collected on 10/1/2013. The values presented above we calculated from the initial water level collected during the sampling event between 10/2 and 10/4/2013.

Table 3-3

Table 3-3
Monitoring Well and Piezometer Construction Details

Former Lockheed Martin French Road Facility
Utica, New York

Monitoring Well	Diameter/Material	Screen Length	Ground Surface Elevation	Top of PVC Riser Elevation	Well Depth (ft bgs)	Screen Depth (ft bgs)			Screen/Borehole Elevation		Hydrogeologic Unit Monitored	Date Installed	Consultant Name
						From (Top)		To (Bottom)	Top	Bottom			
MW - 1	4" PVC	10	507.51	507.27	17.2	7.0	---	17.0	500.5	490.5	Fill/Till	1991	O'Brien & Gere
MW - 2	4" PVC	15	504.95	504.60	16.5	1.5	---	16.5	503.5	488.5	Fill/Till	1991	O'Brien & Gere
MW - 3	2" PVC	10	507.06	509.45	13.0	3.0	---	13.0	504.1	494.1	Fill/Till	1991	O'Brien & Gere
MW - 4	2" PVC	10	506.98	506.73	14.0	4.0	---	14.0	503.0	493.0	Fill/Till	1991	O'Brien & Gere
MW - 5	2" PVC	10	504.72	504.33	14.0	4.0	---	14.0	500.7	490.7	Fill/Till	1991	O'Brien & Gere
MW - 6	2" PVC	10	505.70	508.06	15.0	5.0	---	15.0	500.7	490.7	Fill/Till	--	O'Brien & Gere
MW - 7	2" PVC	15	507.45	506.94	21.0	6.0	---	21.0	501.5	486.5	Fill/Till	1993	O'Brien & Gere
MW - 9	2" PVC	10	505.18	504.84	13.5	3.5	---	13.5	501.7	491.7	Fill/Till	1993	O'Brien & Gere
MW - 10	2" PVC	10	504.83	504.48	14.0	4.0	---	14.0	500.8	490.8	Fill/Till	1993	O'Brien & Gere
MW - 11	2" PVC	20	507.26	507.03	25.0	5.0	---	25.0	502.3	482.3	Fill/Till	1993	O'Brien & Gere
MW - 12	2" PVC	10	508.60	508.30	23.4	13.0	---	23.0	495.6	485.6	Fill/Till	--	--
MW - 13S	2" PVC	5	506.32	505.81	7.0	2.0	---	7.0	504.3	499.3	Fill	2008	ARCADIS
MW - 13T	2" PVC	10	506.11	505.68	20.0	10.0	---	20.0	496.1	486.1	Till	2008	ARCADIS
MW - 13BR	2" PVC	10	506.36	506.12	45.0	35.0	---	45.0	471.4	461.4	Bedrock	2008	ARCADIS
MW - 14S	2" PVC	10	508.22	507.85	16.0	6.0	---	16.0	502.2	492.2	Undifferentiated Overburden	2008	ARCADIS
MW - 14BR	2" PVC	10	508.20	507.95	67.2	57.2	---	67.2	451.0	441.0	Bedrock	2008	ARCADIS
MW - 15S	2" PVC	10	507.60	507.26	20.0	10.0	---	20.0	497.6	487.6	Undifferentiated Overburden	2008	ARCADIS
MW - 15BR	2" PVC	10	507.53	507.24	67.6	57.6	---	67.6	449.9	439.9	Bedrock	2008	ARCADIS
MW- 16	2" PVC	10	505.09	504.69	15.5	4.9	---	14.9	500.2	490.2	Undifferentiated Overburden	2011	ARCADIS
MW- 17	2" PVC	10	505.04	504.64	15.1	5.1	---	15.1	499.9	489.9	Undifferentiated Overburden	2011	ARCADIS
MW- 18	2" PVC	10	505.42	504.97	15.0	5.0	---	15.0	500.4	490.4	Undifferentiated Overburden	2011	ARCADIS
MW- 19	2" PVC	10	503.43	503.13	15.5	5.0	---	15.0	498.4	488.4	Undifferentiated Overburden	2011	ARCADIS
MW- 20	2" PVC	10	503.70	503.40	14.9	4.9	---	14.9	498.8	488.8	Undifferentiated Overburden	2011	ARCADIS
MW- 21	2" PVC	10	504.16	503.66	14.9	4.9	---	14.9	499.3	489.3	Undifferentiated Overburden	2011	ARCADIS
PZ - 2	1.5" PVC	5	504.13	503.69	10.3	5.0	---	10.0	499.1	494.1	Fill/Till	--	--
PZ - 4	1.5" PVC	5	505.49	505.13	14.3	9.0	---	14.0	496.5	491.5	Fill/Till	--	--
PZ - 5	1.5" PVC	5	508.44	508.29	10.7	5.7	---	10.7	502.7	497.7	Till	--	--
PZ - 6	1.5" PVC	5	508.52	508.37	10.4	5.4	---	10.4	503.1	498.1	Till	--	--
PZ - 7	1.5" PVC	5	508.51	508.36	10.2	5.0	---	10.0	503.5	498.5	Till	--	--
PZ - 8	1.5" PVC	10	508.43	508.23	16.0	6.0	---	16.0	502.4	492.4	Till	2008	ARCADIS
PZ - 9	1.5" PVC	5	508.55	508.08	10.0	5.0	---	10.0	503.6	498.6	Till	2008	ARCADIS
PZ - 10	1.5" PVC	5	508.44	508.14	12.0	7.0	---	12.0	501.4	496.4	Fill	2008	ARCADIS
PZ - 11R	1.5" PVC	5	505.03	504.68	10.0	5.0	---	10.0	500.0	495.0	Fill	2010	ARCADIS
PZ - 13R	1.5" PVC	5	504.25	503.98	10.0	5.0	---	10.0	499.3	494.3	Fill	2010	ARCADIS
PZ - 17	1.5" PVC	5	504.40	504.05	8.5	3.5	---	8.5	500.9	495.9	Fill	2009	ARCADIS
PZ - 18	1.5" PVC	5	504.20	504.85	9.0	4.0	---	9.0	500.2	495.2	Fill	2009	ARCADIS
PZ - 19	1.5" PVC	5	504.90	504.60	8.5	3.5	---	8.5	501.4	496.4	Fill	2009	ARCADIS
PZ - 20	1.5" PVC	5	504.10	503.85	8.0	3.0	---	8.0	501.1	496.1	Fill	2009	ARCADIS

Table 3-3
Monitoring Well and Piezometer Construction Details

Former Lockheed Martin French Road Facility
Utica, New York

Monitoring Well	Diameter/Material	Screen Length	Ground Surface Elevation	Top of PVC Riser Elevation	Well Depth (ft bgs)	Screen Depth (ft bgs)			Screen/Borehole Elevation		Hydrogeologic Unit Monitored	Date Installed	Consultant Name
						From (Top)		To (Bottom)	Top	Bottom			
PZ - 21	1.5" PVC	6.5	506.00	505.70	9.5	3.0	---	9.5	503.0	496.5	Fill	2009	ARCADIS
PZ - 22	1.5" PVC	10	505.54	508.57	11.5	1.5	---	11.5	504.0	494.0	Fill/Till	2010	ARCADIS
PZ - 23	1.5" PVC	2	507.05	510.07	20.0	18.0	---	20.0	489.1	487.1	Till	2010	ARCADIS
PZ - 24	1.5" PVC	10	504.77	504.77	14.0	4.0	---	14.0	500.8	490.8	Fill/Till	2010	ARCADIS
PZ - 25	1.5" PVC	10	507.54	510.62	20.0	10.0	---	20.0	497.5	487.5	Fill/Till	2010	ARCADIS
PZ - 26	1.5" PVC	10	507.80	510.95	20.0	10.0	---	20.0	497.8	487.8	Fill/Till	2010	ARCADIS
PZ - 27	1.5" PVC	10	504.39	504.12	15.0	5.0	---	15.0	499.4	489.4	Fill/Till	2010	ARCADIS
PZ - 28	1.5" PVC	10	504.39	504.12	12.0	2.0	---	12.0	502.4	492.4	Fill/Till	2010	ARCADIS
PZ - 29	1.5" PVC	10	504.06	503.84	12.0	2.0	---	12.0	502.1	492.1	Fill/Till	2010	ARCADIS
PZ - 30	1.5" PVC	8	505.08	504.72	10.0	2.0	---	10.0	503.1	495.1	Fill/Till	2010	ARCADIS
PZ - 31	1.5" PVC	8	505.56	505.17	10.0	2.0	---	10.0	503.6	495.6	Fill/Till	2010	ARCADIS
PZ - 32	1.5" PVC	9	505.29	504.90	11.0	2.0	---	11.0	503.3	494.3	Fill/Till	2010	ARCADIS
PZ - 33	1.5" PVC	4.5	510.27	510.00	6.5	2.0	---	6.5	508.3	503.8	Fill/Till	2010	ARCADIS
PZ - 34	1.5" PVC	9	504.12	503.88	11.0	2.0	---	11.0	502.1	493.1	Fill/Till	2010	ARCADIS
PZ - 35	1.5" PVC	8	504.18	503.98	12.0	2.0	---	12.0	502.2	492.2	Fill/Till	2010	ARCADIS
PZ - 36	1.5" PVC	10	504.23	504.23	12.0	2.0	---	12.0	502.2	492.2	Fill/Till	2010	ARCADIS
PZ - 39	1.5" PVC	10	504.71	504.51	12.0	2.0	---	12.0	502.7	492.7	Fill/Till	2010	ARCADIS
PZ - 40	1.5" PVC	10	506.46	506.68	11.5	1.5	---	11.5	505.0	495.0	Fill/Till	2010	ARCADIS
PZ - 41	1.5" PVC	10	506.55	506.27	11.5	1.5	---	11.5	505.1	495.1	Fill/Till	2010	ARCADIS
A1 - PZ - 1	1.5" PVC	10	503.96	503.77	12.5	2.5	---	12.5	501.5	491.5	Fill/Till	2010	ARCADIS
A1 - PZ - 2	1.5" PVC	10	503.25	503.00	12.0	2.0	---	12.0	501.3	491.3	Fill/Till	2010	ARCADIS
A2 - PZ - 1	1.5" PVC	10	510.04	509.00	15.0	5.0	---	15.0	505.0	495.0	Fill/Till	2010	ARCADIS
A2 - PZ - 2	1.5" PVC	10	509.90	509.74	15.0	5.0	---	15.0	504.9	494.9	Fill/Till	2010	ARCADIS
A2 - PZ - 3	1.5" PVC	10	509.67	509.46	12.0	2.0	---	12.0	507.7	497.7	Fill/Till	2010	ARCADIS
A2 - PZ - 4	1.5" PVC	12	509.56	509.40	15.0	3.0	---	15.0	506.6	494.6	Fill/Till	2010	ARCADIS
A2 - PZ - 5	1.5" PVC	10	510.24	510.03	12.0	2.0	---	12.0	508.2	498.2	Fill/Till	2010	ARCADIS
A2 - PZ - 6	1.5" PVC	12	509.92	509.74	14.0	2.0	---	14.0	507.9	495.9	Fill/Till	2010	ARCADIS
A2 - PZ - 7	1.5" PVC	12.5	509.74	509.59	15.0	2.5	---	15.0	507.2	494.7	Fill/Till	2010	ARCADIS
A2 - PZ - 8	1.5" PVC	12	509.91	509.70	14.5	1.5	---	14.5	508.4	495.4	Fill/Till	2010	ARCADIS

Notes:
1. All elevations are reported as feet mean sea level (ft msl).
2. Construction details for MW-1, MW-6, PZ-2, and PZ-4 through PZ-7 estimated based on field measurements.
3. ft bgs = feet below ground surface
4. PVC - polyvinyl chloride
5. Survey data referenced horizontally to the NAD83 and projected on the New York State Plane Coordinate System (Central Zone).
6. The reference vertical benchmark is the finished floor elevation of the southeasterly corner of the Boiler House Building (Elevation 506.50 feet).
7. -- = unknown detail

Table 3-4

Table 3-4
List of Monitoring Wells Based on Objectives

Former Lockheed Martin French Road Facility
Utica, New York

Objective 1 Monitoring Network	Objective 2 Monitoring Network	Objective 3 Monitoring Network
MW-1	MW-5	MW-2
MW-3	MW-13S	MW-4
MW-18	MW-14BR	MW-10
MW-20	MW-21	PZ-7
PZ-5	PZ-18	
PZ-6	PZ-26	
PZ-8		
PZ-11R		
PZ-13R		
A1-PZ-2		
A2-PZ-1		
A2-PZ-2		

Note:
1. All wells will be measured for groundwater elevations on a quarterly basis for Objective 4 requirements.

Section 4
2013 MNA Program Evaluation

4.1 PROGRAM INTRODUCTION

The IGWMP calls for quarterly, semi-annual, and annual monitoring to evaluate the performance of the MNA remedy. In 2013, four groundwater monitoring events were conducted; the first on January 8th through the 11th and January 21st, the second on April 2nd through the 3rd, the third on July 9th through the 11th, and the fourth on October 2nd through the 7th. Selected constituents from the MNA sampling events are summarized according to Objective-monitoring locations in Table 4-1; and are plotted spatially in Figures 4-1(a-d). Historical chemical analytical results of groundwater samples collected from piezometers and monitoring wells are summarized in Appendices A through D. Appendix A presents data collected from 1996–2008, Appendix B presents data collected from 2008–2009, Appendix C presents data collected in 2010, and results of the September 2011 sampling are summarized in Appendix D. Appendix E presents laboratory data related to 2013 sampling, Appendix F contains the groundwater sampling logs from the four 2013 sampling events, and Appendix G presents the Data Usability Summary Report (DUSR) for the October 2013 annual sampling round. As prescribed in the IGWMP, evaluation of data for each of the four objectives was conducted after each sampling event. The evaluation of the sampling events conducted in 2013 is presented in the following sections. The monitoring locations with sufficient historical data were evaluated against recent results (in accordance with the IGWMP) and conclusions and recommendations are presented, where appropriate.

4.2 OBJECTIVE 1 WELL EVALUATIONS AND RESULTS

Groundwater quality from Objective 1 monitoring locations was assessed by comparing the analytical results to the NYSDEC TOGS 1.1.1 "Ambient Water Quality Standards and Guidance Values" (SGVs, Table 4-1). The constituents detected at the Site are similar to those previously identified. Chlorinated VOCs are among the predominant constituents detected at concentrations

greater than the SGVs. In addition, dichlorodifluoromethane and 1,1,2-trichloro-1,2,2-trifluoroethane were detected at concentrations above the SGVs at sampling location A2-PZ-1. Non-aqueous-phase liquids were not be detected in any wells during the well-gauging events in 2013. COC concentrations at piezometer A2-PZ-1 continue to indicate the highest concentrations reported at the site.

Long-term trend analysis of analytical results from Objective 1 wells evaluated whether an unexpected expansion of a contaminated area or a sustained increase in COC concentrations in the area of known contamination has occurred. Recent data were also compared against historical maximums. The eight most recent sampling results for a given well and any COC detected were used to complete the trend analysis. Samples included in this analysis were collected from February 1995 through October 2013.

To account for seasonal variations and to detect a current trend, at least two full years of data (eight rounds of data) is used for Mann-Kendall statistical analysis. The needed eight rounds of recent data for an accurate statistical analysis was limited to sampling locations A1-PZ-2, A2-PZ-1, A2-PZ-2, MW-1, MW-3, MW-18, PZ-5, PZ-6, PZ-8, PZ-11R, and PZ-13R. MW-20 and A2-PZ-7 did not have at least eight data points, so were excluded for further analysis. PZ-13R was excluded since no exceedances of COC concentration were observed at that location in eight recent sampling events. The results from these statistical tests were used in conjunction with the performance-monitoring decision tree to select response actions for further evaluation. The site-wide performance-monitoring decision tree for Objective 1 sampling locations is presented on Figure 4-2.

The decision tree provides a common process for evaluating statistical results and triggering a response action (when necessary) to ensure remedy effectiveness. The performance-monitoring well network monitors long-term trends in recognized areas of contamination, based on the objectives of the IGWMP. Persistent, increasing trends and/or a sudden increase in individual COC concentrations may signify unexpected changes in the plume and therefore initiate a response action within the decision tree. The three results of statistical analyses that trigger an action are (1) a statistically increasing trend, (2) a sudden increase, and (3) exceedances of a historical maximum paired with an increasing trend.

The initial step of the overall trend analysis is to screen COC concentrations found in Objective 1 wells against their respective cleanup goals. A pre-statistical test evaluation was also included to develop concentration/time plots of data from a given well, which can identify temporal patterns in the data, such as periodic fluctuations (e.g., seasonality), or an overall trend in the data (e.g., increasing, decreasing, or stable).

The statistics for the Mann-Kendall test were calculated on a spreadsheet following USEPA (2009) guidance. The Mann-Kendall trend test is a non-parametric test that evaluates trends based on ranked concentration-data, rather than individual concentration-values. Mann-Kendall trend tests were conducted to evaluate concentration trends without the potential confounding effects of large variations in concentrations over time at a given location. A series of pair-wise slopes were calculated to determine the change in the concentration divided by the time interval between sequential sampling events. A test-statistic "S" was computed based on the difference between the number of pair-wise slopes that are strictly positive differences and negative differences (i.e., increasing or decreasing within the pair, respectively). The null hypothesis of *no trend* (equal numbers of positive and negative differences) was evaluated at a 95% confidence interval.

The p-value of the correlation provides a measure of the level of significance of the statistical test. Correlations were accepted as significant for p-values less than or equal to 0.05 (significant trend identified at the 95% confidence level) and not significant for p-values greater than 0.05 (no significant trend identified at the 95% confidence level). The trend direction was defined based on review of concentration/time plots of data from a given location. Trend direction was defined as decreasing if concentrations indicated a significant decreasing trend over time, or increasing if concentrations indicated a significant increasing trend over time.

Where non-detect concentrations were used in computations, the concentrations were assigned a value of 0.9 times the minimum detection for a given analyte. Use of this value for concentrations that were below detection provides a commonly acceptable estimate for evaluating concentration trends over time as suggested in USEPA's 2009 *Statistical Analysis of Groundwater Monitoring Data at RCRA Facilities Unified Guidance (EPA 530/R-09-007)*. Analytes with greater than 50% non-detects were not included in the analysis.

The term *sudden increase* identifies an unexpected increase in COC concentrations. Evaluation of monitoring data can identify increases that may have occurred after implementation of the MNA remedy. The most recent eight samples were used to calculate a COC-specific mean and standard deviation. A result exceeding the mean plus three standard deviations was considered a sudden increase. The most recent concentration of a given COC in a well was compared to this threshold to determine whether a sudden increase had occurred. An *exceedance of a historical maximum* is a term used in the Objective 1 decision tree and defined as any value exceeding the maximum concentration of the entire historical data set. After each sampling event, the concentrations of COC detected were compared with their respective previous historical maximums for each location.

The results of the Mann-Kendall analysis, including interpretation of trend directions and p-values of the test at the 95% confidence level, are summarized in Table 4-2. Results of the sudden increase evaluation for the selected Objective 1 wells are presented alongside the trend analysis in Table 4-2. The table also presents historical maximums for statistically qualified locations. Trend directions listed in Table 4-2 are summarized from the review of concentration/time plots presented as Figures 4-3a through 4-3j.

As shown in Table 4-2, decreasing or stable trends were identified for all analytes at Objective 1 locations A1-PZ-2, A2-PZ-2, MW-1, MW-3, PZ-5, PZ-6, PZ-8, PZ-11R, and PZ-13R. Vinyl chloride concentrations at A2-PZ-1, and 1,1-DCA and cis-1,2-DCE concentrations at location MW-18 indicated an increasing trend. Moreover, the cis-1,2-DCE concentration at MW-18 during the October 2013 is equal to the previous historic maximum of 1700 ug/L recorded during the April 2013 sampling event. No sudden increases were identified at any of the Objective 1 wells. The statistical results of monitoring data from sampling locations were reviewed according to the steps in the performance-monitoring decision tree shown in Figure 4-2. The sampling frequency has been maintained as quarterly, which has facilitated the confirmation of an increasing trend and therefore the extent and impact of the increasing trends must be made to determine if there is an imminent potential risk to human health and the environment and if additional remedial actions are required as stipulated in the decision tree.

The evaluation of the data and trends does not indicate an imminent potential risk to human health and the environment due to the increasing trend of vinyl chloride at A2-PZ-1 or the

increasing trends of 1,1-DCA and cis-1,2-DCE at MW-18. At A2-PZ-1, the increasing trend of vinyl chloride indicates continued natural attenuation of the contaminant concentrations and the concentrations remain an order of magnitude less than that of cis-1,2-DCE which remains stable. The increasing trend of 1,1-DCA at MW-18 is relatively insignificant compared to the levels of other contaminants at this and other nearby wells, the latter of which are noted as stable, meaning an assignment of "No Significant Trend" from the Mann-Kendall analysis. 1,1-DCA is two orders of magnitude less than the predominant chlorinated contaminant at MW-18 and remains less than an order of magnitude greater than the cleanup goal for this constituent. It is also worth noting that although assigned an "Increasing Trend" status by statistical analysis, 1,1-DCA as detected at MW-18 has only ranged from 40 ug/l to 46 ug/l over the past four quarterly monitoring events (Table 4-1). cis-1,2-DCE is the predominant contaminant at MW-18; October 2013 cis-1,2-DCE results were equivalentto an historical high at this location. The presence of cis-1,2-DCE indicates biodegradation is occurring and the groundwater collection trench to the north of Area 2 would prevent migration of these impacts off-site and the existing monitoring network is sufficient in other directions to indicate if these impacts were to migrate beyond this limited area. Presently, there are no data to indicate that groundwater constituents at Area 2 are contributing to an expanding groundwater plume.

Despite the increasing trends of selected constituents at these two Area 2 monitoring wells, the increased concentrations are not commensurate with a change in exposure potential to groundwater. As noted previously, groundwater at the site and within the site area is not used as a drinking water supply. Based on indoor air and soil vapor monitoring, possible exposure to groundwater constituents from vapor intrusion at buildings at the FNPD and off-site at the Indium property has not been identified. Presently, there are no subsurface construction plans for the vicinity of Area 2 that could increase exposure to groundwater for construction workers. A current or ongoing mechanism for the release of constituents to groundwater and soil, such as an underground storage tank or on-site chemical usage, is not identified. Impacts to the subsurface are considered related to past historical practices that are not ongoing. In summary, groundwater impacts at the FNPD, including Area 2, are considered stable, despite limited results from Mann-Kendall analysis. The trends at these wells will continue to be monitored, but at this time there is not a need for additional monitoring wells or other remedial actions to protect human health and the environment.

4.3 OBJECTIVE 2 WELL EVALUATIONS AND RESULTS

The Objective 2 monitoring wells are intended to confirm that contamination is not migrating to other areas of the site beyond those previously identified. Objective 2 monitoring wells include MW-5, MW-13S, MW-14BR, MW-21, PZ-18, and PZ-26. Results from these wells are summarized and compared to SGVs in Table 4-1. These results are also plotted spatially in Figures 4-1(A-D). With the exception of vinyl chloride at MW-21, all other COCs in Objective 2 wells are below SGVs and many of these COCs are below their laboratory detection limits (Table 4-1). Since MW-21 was installed in 2011, no historic data prior to 2011 is available. Vinyl chloride concentrations detected in this well (below detection limits to 5.2 ug/l in Table 4-1) during 2013 monitoring events are of similar levels that do not readily identify an increasing or decreasing trend. Further, location MW-21 did not meet the requirements for the Mann-Kendall statistical analysis due to insufficient data points. Following the completion of the next monitoring round (first quarter 2014), MW-21 is expected to have eight rounds of data, thus allowing evaluation of vinyl chloride trends by the Mann-Kendall statistical analysis. The maximum detection of vinyl chloride at MW-21 was 13 ug/l in October 2012. This earlier concentration is slightly higher than 2013 vinyl chloride levels. Therefore, the presence of one contaminant (vinyl chloride) at a relatively low level at this location does not indicate the migration of site related COCs given that relatively low levels of vinyl chloride have been detected at MW-21since the beginning of its monitoring history. In general, the results of Objective 2 monitoring wells do not indicate that contamination is migrating to other areas of the site beyond those previously identified.

4.4 OBJECTIVE 3 WELL EVALUATIONS AND RESULTS

The Objective 3 monitoring wells defined in the IGWMP monitor contaminant levels at potential exposure points under current land use conditions such that, in the event that subsurface work is performed in Objective 3 areas, workers may be informed in advance of the types and levels of chemicals present. Based on this information, subsurface work can be performed while employing appropriate worker protection and waste management procedures. Wells selected for this objective are in locations that would be potential areas of subsurface work, including both interior and exterior areas. With respect to Objective 3, all COCs in well PZ-7 are below their respective cleanup goals (Table 4-1). In well MW-4, vinyl chloride was detected above its SGV. At wells MW-2 and MW-10, cis-1,2-DCE, and vinyl chloride remain above SGVs during 2013

sampling events. The concentration of these contaminants is comparable to 2011 and 2012 detections.

4.5 OBJECTIVE 4 WELL EVALUATIONS AND RESULTS

Objective 4 monitoring wells defined in the IGWMP monitor hydrologic conditions at the site over time to identify any changes in groundwater flow that might alter the basis of the assumptions used to create the IGWMP. This includes evaluating groundwater elevations in both the overburden and bedrock monitoring wells. Monitoring wells that support this objective span the site (laterally and vertically) and will detect changes in groundwater flow and the direction of potential contaminant migration. All on-site monitoring wells are monitored quarterly for groundwater elevations and are included as Objective 4 locations. Groundwater-elevation data from the 2013 monitoring events are summarized in Table 3-2 and shown in Figures 3-2 (a-d). The elevation data indicate that groundwater is generally flowing to the southeast, with localized variations due to the effects of the GCTS, utility corridors, and other subsurface features, which is consistent with historical observations.

4.6 SITE GEOCHEMISTRY EVALUATION

Field parameters consisting of pH, DO, ORP, specific conductivity, and temperature are periodically collected to evaluate potential natural-attenuation mechanisms at the site. In accordance with sampling and analysis requirements of the IGWMP, geochemical analyses were limited to field parameters such as pH, conductivity, DO, and ORP since the April 2013 sampling event. Biogeochemical analytical data such as ferrous iron, nitrate, sulfate, total alkalinity, TOC and methane have not been collected since then.

Geochemistry results for the 2013 sampling events are summarized below. Only wells MW-1, MW-3, and MW-10 had all DO and ORP measurments colleted from a low flow cell. As such, for all other locations the meaureuments for ORP are not considered reliable and DO parameters were collected using a downhole probe upon final sample collection. Table 4-3 provides the field parameters and geochemical parameters for all monitoring locations sampled during 2013:

- The pH measured was in the neutral range (6.5–8.2) throughout the site.
- DO results ranged from 0.09 to 8.82 mg/L, with no well displaying consistently anoxic conditions during all four 2013 monitoring rounds. Aerobic conditions were consistently

observed during 2013 at MW-1, PZ-6 (only one sample), PZ-8 (two samples), PZ-11R, and PZ13R.

- ORP results ranged from -179 to +187 mV, with the majority of wells indicating mildly oxidizing to moderately reducing conditions. However, it should be noted that ORP measurements are semi-quantitative and are less reliable redox indicators, since they are sensitive to interferences from aquifer geochemical conditions (USEPA Region 4, 2009).

Geological characterization shows a dark-gray clay lens in the till at most site locations. Gray clay is typically observed in iron-to-sulfate reducing conditions, as iron oxyhydroxide in the aquifer sediment is reduced to Fe(II) minerals. No Fe(II) data were collected in 2013, but the Fe(II) data collection in 2012 suggested mild reducing conditions at several monitoring locations at the site. The potential presence of reduced-iron minerals suggests that the natural-attenuation mechanism for abiotic degradation of chlorinated VOCs may be active at this site. As demonstrated in many laboratory and field studies reviewed by USEPA (USEPA, 2009), reactive iron minerals such as iron sulfides, pyrite, magnetite, green rust, and a number of Fe(II) containing clay minerals commonly observed in reducing environments may play a significant role degrading chlorinated solvents through abiotic mechanisms. Taken together, site geochemical conditions (neutral pH and reducing environment at some locations) may be conducive to the natural degradation of chlorinated VOCs by biotic and/or abiotic pathways in portions of the study area.

4.7 DATA VALIDATION

Groundwater-sample analyses were performed according to USEPA SW-846 Method 8260B. Data were reviewed in accordance with the USEPA *National Functional Guidelines* (USEPA, 1999) and January 2005. Data packages were compiled by a New York State-certified laboratory and prepared as New York State "analytical services protocol Category B" deliverables. The review was conducted as a "NYSDEC Tier III evaluation" and included a review of data-package completeness. Field documentation was not included, but the validation-annotated sampling-result sheets and chain-of-custody documentation were. Data usability summary reports were completed in accordance with NYSDEC DER-10 (*Technical Guidance for Site Investigation and Remediation* [May 2010]).

Data review evaluates data technically, rather than simply determining contract compliance. As such, the standards against which the data are weighed may differ from those specified in the

contractually stipulated analytical method. The data package is thus presumed to represent the best efforts of the laboratory, and the data are likewise presumed to have been subjected to adequate and sufficient quality review before submission. During data review, laboratory qualified and unqualified data are verified against the supporting documentation. The data reviewer may add, delete, or modify qualifier codes. The NYSDEC analytical services protocol (ASP) Category-B deliverable data review includes checks of the following:

- chain-of-custody forms;
- holding times;
- Gas Chromatography/Mass Spectrometry (GC/MS) instrument performance-checks;
- instrument calibration;
- trip- and/or laboratory (method)-blank detected constituents;
- surrogate-spike recoveries;
- matrix-spike/matrix-spike-duplicate precision and accuracy;
- internal standards;
- checking for transcriptions between quantitation reports and laboratory, hard-copy Form "I"s; and
- blind-duplicate precision.

The data validator performed final validation of data obtained during field sampling and analysis. Laboratory deliverables were reviewed for accuracy, precision, completeness, and overall data quality. All laboratory data were reviewed for adherence to method-specific quality assurance/quality control (QA/QC) guidelines and the data-validation guidelines described above.

Data usability— The review classified the data as valid, usable, or unusable. Valid data are data for which all QA/QC review criteria have been met and that are acceptable (as per details outlined in the preceding section). Data were characterized as usable when QA/QC parameters were marginally outside acceptable limits (e.g., sample holding times had been slightly exceeded), such that the data may be questionable, but still usable with limitations. Unusable data are data observed to have gross errors or analytical interference that would render them invalid for any purpose. Data usability summary reports were prepared in accordance with

NYSDEC guidance and are included as Appendix H. Data qualifications resulting from validation are included in the data tables. All data reviewed are considered usable based on the validation as described above. During 2013, in accordance with NYSDEC's written approval [*Data Validation Requirements Interim Groundwater Monitoring Plan, (NYSDEC, May 24, 2012*)]; a DUSR was prepared for the fourth quarter (annual event in October 2013) data only.

Figure 4-1a

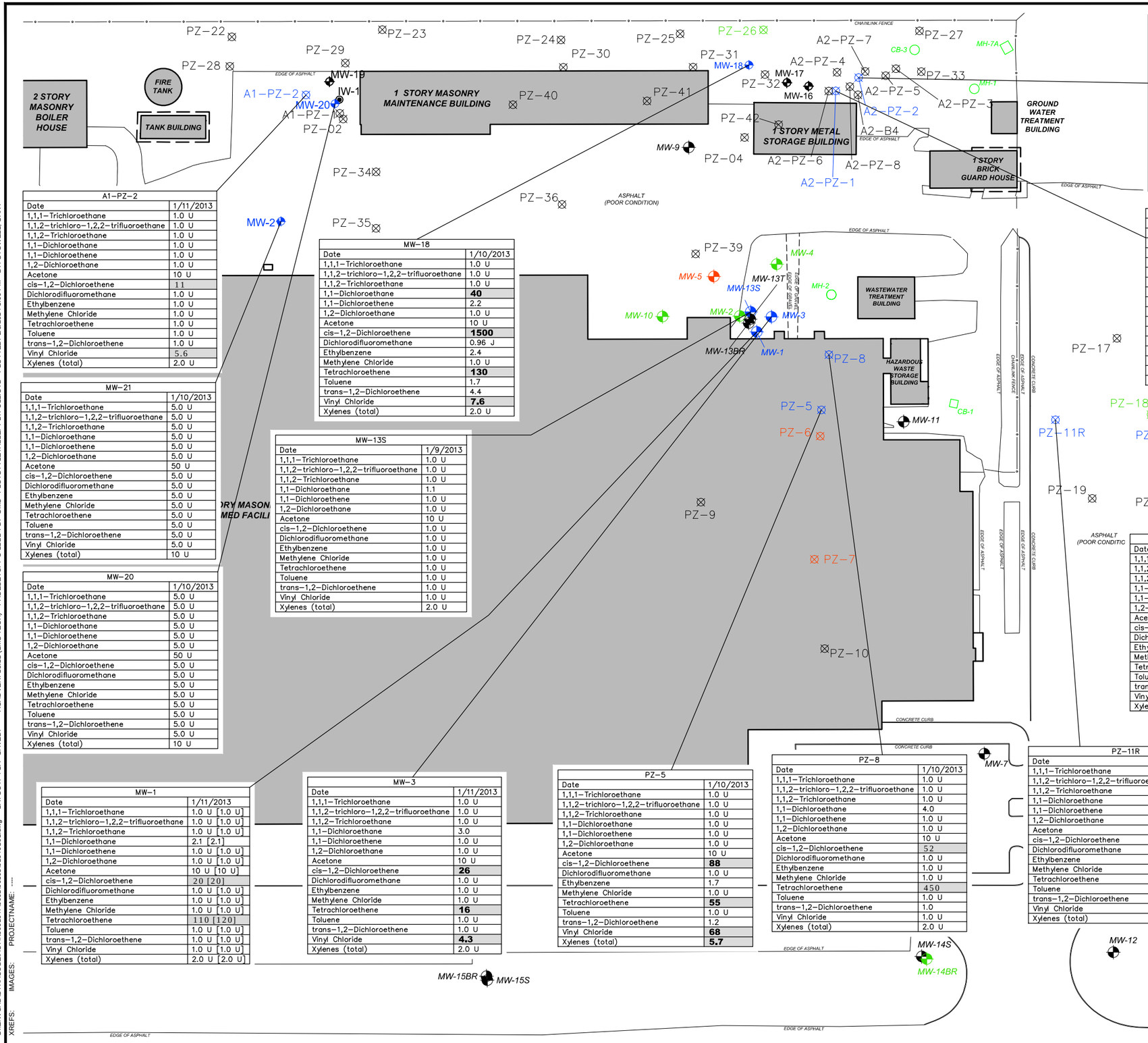

A1-PZ-2	
Date	1/11/2013
1,1,1-Trichloroethane	1.0 U
1,1,2-trichloro-1,2,2-trifluoroethane	1.0 U
1,1,2-Trichloroethane	1.0 U
1,1-Dichloroethane	1.0 U
1,1-Dichloroethene	1.0 U
1,2-Dichloroethane	1.0 U
Acetone	10 U
cis-1,2-Dichloroethene	11
Dichlorodifluoromethane	1.0 U
Ethylbenzene	1.0 U
Methylene Chloride	1.0 U
Tetrachloroethene	1.0 U
Toluene	1.0 U
trans-1,2-Dichloroethene	1.0 U
Vinyl Chloride	5.6
Xylenes (total)	2.0 U

MW-21	
Date	1/10/2013
1,1,1-Trichloroethane	5.0 U
1,1,2-trichloro-1,2,2-trifluoroethane	5.0 U
1,1,2-Trichloroethane	5.0 U
1,1-Dichloroethane	5.0 U
1,1-Dichloroethene	5.0 U
1,2-Dichloroethane	5.0 U
Acetone	50 U
cis-1,2-Dichloroethene	5.0 U
Dichlorodifluoromethane	5.0 U
Ethylbenzene	5.0 U
Methylene Chloride	5.0 U
Tetrachloroethene	5.0 U
Toluene	5.0 U
trans-1,2-Dichloroethene	5.0 U
Vinyl Chloride	5.0 U
Xylenes (total)	10 U

MW-20	
Date	1/10/2013
1,1,1-Trichloroethane	5.0 U
1,1,2-trichloro-1,2,2-trifluoroethane	5.0 U
1,1,2-Trichloroethane	5.0 U
1,1-Dichloroethane	5.0 U
1,1-Dichloroethene	5.0 U
1,2-Dichloroethane	5.0 U
Acetone	50 U
cis-1,2-Dichloroethene	5.0 U
Dichlorodifluoromethane	5.0 U
Ethylbenzene	5.0 U
Methylene Chloride	5.0 U
Tetrachloroethene	5.0 U
Toluene	5.0 U
trans-1,2-Dichloroethene	5.0 U
Vinyl Chloride	5.0 U
Xylenes (total)	10 U

MW-18	
Date	1/10/2013
1,1,1-Trichloroethane	1.0 U
1,1,2-trichloro-1,2,2-trifluoroethane	1.0 U
1,1,2-Trichloroethane	1.0 U
1,1-Dichloroethane	**40**
1,1-Dichloroethene	2.2
1,2-Dichloroethane	1.0 U
Acetone	10 U
cis-1,2-Dichloroethene	**1500**
Dichlorodifluoromethane	0.96 J
Ethylbenzene	2.4
Methylene Chloride	1.0 U
Tetrachloroethene	**130**
Toluene	1.7
trans-1,2-Dichloroethene	4.4
Vinyl Chloride	**7.6**
Xylenes (total)	2.0 U

MW-13S	
Date	1/9/2013
1,1,1-Trichloroethane	1.0 U
1,1,2-trichloro-1,2,2-trifluoroethane	1.0 U
1,1,2-Trichloroethane	1.0 U
1,1-Dichloroethane	1.1
1,1-Dichloroethene	1.0 U
1,2-Dichloroethane	1.0 U
Acetone	10 U
cis-1,2-Dichloroethene	1.0 U
Dichlorodifluoromethane	1.0 U
Ethylbenzene	1.0 U
Methylene Chloride	1.0 U
Tetrachloroethene	1.0 U
Toluene	1.0 U
trans-1,2-Dichloroethene	1.0 U
Vinyl Chloride	1.0 U
Xylenes (total)	2.0 U

MW-1	
Date	1/11/2013
1,1,1-Trichloroethane	1.0 U [1.0 U]
1,1,2-trichloro-1,2,2-trifluoroethane	1.0 U [1.0 U]
1,1,2-Trichloroethane	1.0 U [1.0 U]
1,1-Dichloroethane	2.1 [2.1]
1,1-Dichloroethene	1.0 U [1.0 U]
1,2-Dichloroethane	1.0 U [1.0 U]
Acetone	10 U [10 U]
cis-1,2-Dichloroethene	20 [20]
Dichlorodifluoromethane	1.0 U [1.0 U]
Ethylbenzene	1.0 U [1.0 U]
Methylene Chloride	1.0 U [1.0 U]
Tetrachloroethene	110 [120]
Toluene	1.0 U [1.0 U]
trans-1,2-Dichloroethene	1.0 U [1.0 U]
Vinyl Chloride	1.0 U [1.0 U]
Xylenes (total)	2.0 U [2.0 U]

MW-3	
Date	1/11/2013
1,1,1-Trichloroethane	1.0 U
1,1,2-trichloro-1,2,2-trifluoroethane	1.0 U
1,1,2-Trichloroethane	1.0 U
1,1-Dichloroethane	3.0
1,1-Dichloroethene	1.0 U
1,2-Dichloroethane	1.0 U
Acetone	10 U
cis-1,2-Dichloroethene	**26**
Dichlorodifluoromethane	1.0 U
Ethylbenzene	1.0 U
Methylene Chloride	1.0 U
Tetrachloroethene	**16**
Toluene	1.0 U
trans-1,2-Dichloroethene	1.0 U
Vinyl Chloride	**4.3**
Xylenes (total)	2.0 U

PZ-5	
Date	1/10/2013
1,1,1-Trichloroethane	1.0 U
1,1,2-trichloro-1,2,2-trifluoroethane	1.0 U
1,1,2-Trichloroethane	1.0 U
1,1-Dichloroethane	1.0 U
1,1-Dichloroethene	1.0 U
1,2-Dichloroethane	1.0 U
Acetone	10 U
cis-1,2-Dichloroethene	**88**
Dichlorodifluoromethane	1.0 U
Ethylbenzene	1.7
Methylene Chloride	1.0 U
Tetrachloroethene	**55**
Toluene	1.0 U
trans-1,2-Dichloroethene	1.2
Vinyl Chloride	**68**
Xylenes (total)	**5.7**

PZ-8	
Date	1/10/2013
1,1,1-Trichloroethane	1.0 U
1,1,2-trichloro-1,2,2-trifluoroethane	1.0 U
1,1,2-Trichloroethane	1.0 U
1,1-Dichloroethane	4.0
1,1-Dichloroethene	1.0 U
1,2-Dichloroethane	1.0 U
Acetone	10 U
cis-1,2-Dichloroethene	52
Dichlorodifluoromethane	1.0 U
Ethylbenzene	1.0 U
Methylene Chloride	1.0 U
Tetrachloroethene	450
Toluene	1.0 U
trans-1,2-Dichloroethene	1.0
Vinyl Chloride	1.0 U
Xylenes (total)	2.0 U

PZ-11R	
Date	1/10/2013
1,1,1-Trichloroethane	1.0 U
1,1,2-trichloro-1,2,2-trifluoroethane	1.0 U
1,1,2-Trichloroethane	1.0 U
1,1-Dichloroethane	1.0 U
1,1-Dichloroethene	1.0 U
1,2-Dichloroethane	1.0 U
Acetone	10 U
cis-1,2-Dichloroethene	2.8
Dichlorodifluoromethane	1.0 U
Ethylbenzene	1.0 U
Methylene Chloride	1.0 U
Tetrachloroethene	1.9
Toluene	1.0 U
trans-1,2-Dichloroethene	1.0 U
Vinyl Chloride	1.0 U
Xylenes (total)	2.0 U

A2-PZ-2	
Date	1/10/2013
1,1,1-Trichloroethane	1.0 U
1,1,2-trichloro-1,2,2-trifluoroethane	1.0 U
1,1,2-Trichloroethane	1.0 U
1,1-Dichloroethane	**6.0**
1,1-Dichloroethene	1.0 U
1,2-Dichloroethane	1.0 U
Acetone	10 U
cis-1,2-Dichloroethene	**190**
Dichlorodifluoromethane	1.0 U
Ethylbenzene	2.9
Methylene Chloride	1.0 U
Tetrachloroethene	**1700**
Toluene	1.0 U
trans-1,2-Dichloroethene	1.0 U
Vinyl Chloride	**7.8**
Xylenes (total)	2.0 U

A2-PZ-1	
Date	1/29/2013
1,1,1-Trichloroethane	250 U
1,1,2-trichloro-1,2,2-trifluoroethane	**680**
1,1,2-Trichloroethane	250 U
1,1-Dichloroethane	**990**
1,1-Dichloroethene	250 U
1,2-Dichloroethane	250 U
Acetone	2500 U
cis-1,2-Dichloroethene	**17000**
Dichlorodifluoromethane	250 U
Ethylbenzene	250 U
Methylene Chloride	**110 JB**
Tetrachloroethene	250 U
Toluene	250 U
trans-1,2-Dichloroethene	250 U
Vinyl Chloride	**840**
Xylenes (total)	500 U

PZ-13R	
Date	1/10/2013
1,1,1-Trichloroethane	5.0 U
1,1,2-trichloro-1,2,2-trifluoroethane	5.0 U
1,1,2-Trichloroethane	5.0 U
1,1-Dichloroethane	5.0 U
1,1-Dichloroethene	5.0 U
1,2-Dichloroethane	5.0 U
Acetone	50 U
cis-1,2-Dichloroethene	5.0 U
Dichlorodifluoromethane	5.0 U
Ethylbenzene	5.0 U
Methylene Chloride	5.0 U
Tetrachloroethene	5.0 U
Toluene	5.0 U
trans-1,2-Dichloroethene	5.0 U
Vinyl Chloride	5.0 U
Xylenes (total)	10 U

NTS grid

0 40 80 120
SCALE IN FEET

LEGEND:

- MW 10 — MONITORING WELL LOCATION
- PZ-9 — PIEZOMETER LOCATION
- IW-1 — INJECTION WELL LOCATION
- QUARTERLY SAMPLING
- SEMI ANNUAL SAMPLING
- ANNUAL SAMPLING

NOTES:

1. LABORATORY ANALYSIS TCL EPA 624/SW846 8260.
2. CONCENTRATIONS IN MICROGRAMS PER LITER (UG/L).
3. DATA COMPARED TO TOGS 1.1.1 AMBIENT WATER QUALITY STANDARDS AND GUIDANCE VALUES.
4. EXCEEDENCES OF STANDARDS AND GUIDANCE VALUES NOTED AS BOLD AND SHADED.
5. D FLAG IDENTIFIES DILUTED SAMPLE RESULTS WITHIN CALIBRATION RANGE.
6. E FLAG IDENTIFIES THAT CONCENTRATION EXCEEDED CALIBRATION RANGE.
7. J FLAG IDENTIFIES ESTIMATED CONCENTRATION.
8. U FLAG IDENTIFIES CONCENTRATION BELOW DETECTION, QUANTITATION LIMIT VALUE USED.
9. WELL MW-13S WAS NOTED TO BE DRY AND WAS UNABLE TO BE SAMPLED IN JANUARY 2012.

2013 ANNUAL GROUNDWATER MONITORING REPORT
FORMER LOCKHEED MARTIN, FRENCH ROAD FACILITY
UTICA, NEW YORK

GROUNDWATER MONITORING DATA JANUARY 2013

ARCADIS

FIGURE
4-1A

CITY:MAHWAH DIV/GROUP:ENVIRONMENTAL DB:J.GONZALEZ LD:J.BONSTEEL PIC:L.MCBURNEY PM:C.MOTTA TM:J.BONSTEEL LYR:(Opt)ON=*;OFF=*REF*
G:\ENVCAD\SYRACUSE\ACT\NJ001047\0010\03030101040C01.dwg LAYOUT: 4-1A SAVED: ---- ACADVER: 18.1S (LMS TECH) PAGESETUP: C-LD2B-PDF-GMS PLOTSTYLETABLE: PLTFULL.CTB PLOTTED: 1/8/2014 3:06 PM BY: STOWELL, GARY
XREFS: IMAGES: PROJECTNAME: ----

Figure 4-1b

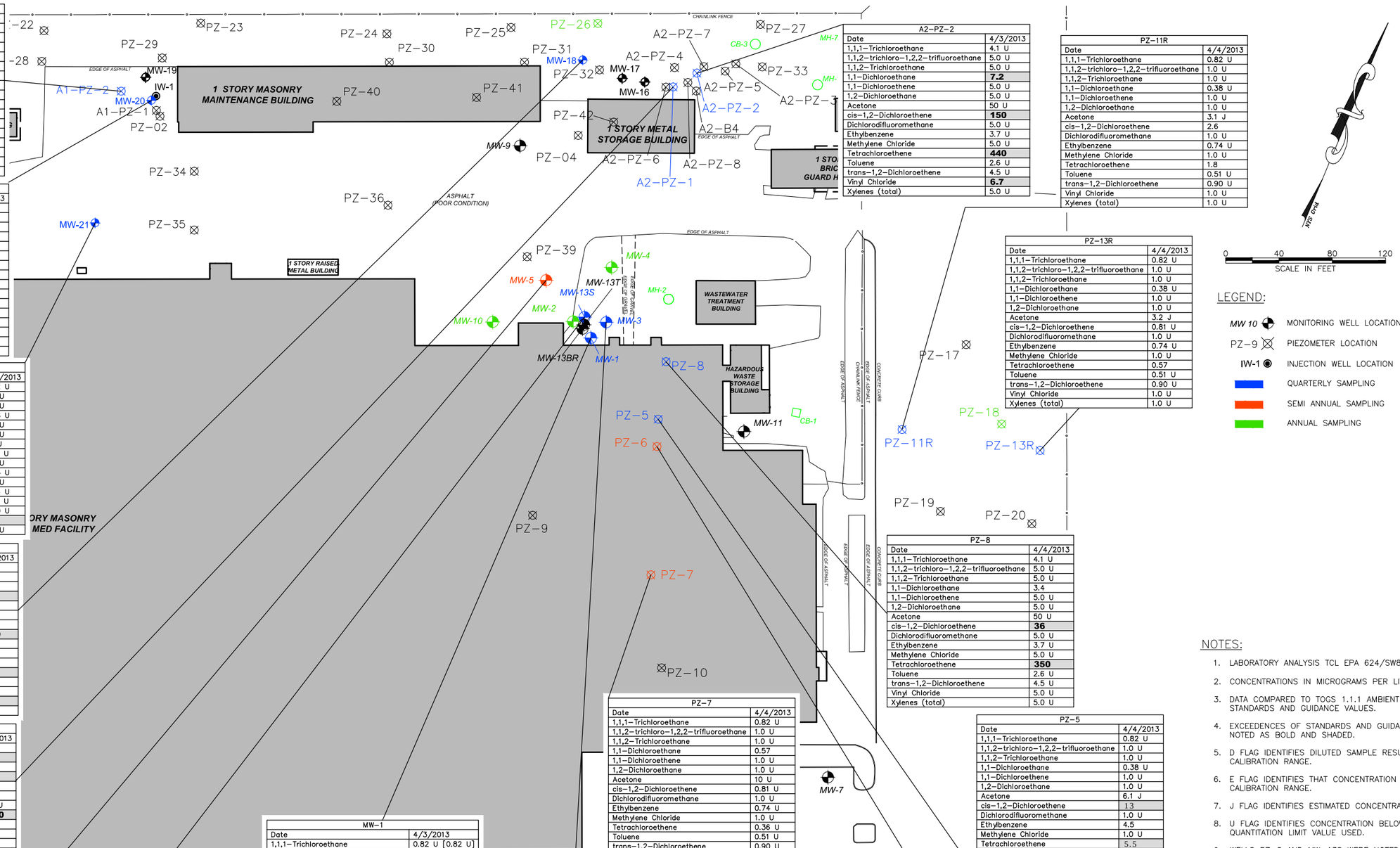

A1-PZ-2	
Date	4/4/2013
1,1,1-Trichloroethane	0.82 U
1,1,2-trichloro-1,2,2-trifluoroethane	1.0 U
1,1,2-Trichloroethane	1.0 U
1,1-Dichloroethane	0.38 U
1,1-Dichloroethene	1.0 U
1,2-Dichloroethane	1.0 U
Acetone	10 U
cis-1,2-Dichloroethene	1.3
Dichlorodifluoromethane	1.0 U
Ethylbenzene	0.74 U
Methylene Chloride	1.0 U
Tetrachloroethene	0.36 U
Toluene	0.51 U
trans-1,2-Dichloroethene	0.90 U
Vinyl Chloride	1.0 U
Xylenes (total)	1.0 U

MW-20	
Date	4/4/2013
1,1,1-Trichloroethane	0.82 U
1,1,2-trichloro-1,2,2-trifluoroethane	1.0 U
1,1,2-Trichloroethane	1.0 U
1,1-Dichloroethane	0.38 U
1,1-Dichloroethene	1.0 U
1,2-Dichloroethane	1.0 U
Acetone	4.5 J
cis-1,2-Dichloroethene	1.2
Dichlorodifluoromethane	1.0 U
Ethylbenzene	0.74 U
Methylene Chloride	1.0 U
Tetrachloroethene	0.36 U
Toluene	0.51 U
trans-1,2-Dichloroethene	4.3
Vinyl Chloride	0.96 J
Xylenes (total)	1.0 U

MW-21	
Date	4/3/2013
1,1,1-Trichloroethane	0.82 U
1,1,2-trichloro-1,2,2-trifluoroethane	1.0 U
1,1,2-Trichloroethane	1.0 U
1,1-Dichloroethane	0.38 U
1,1-Dichloroethene	1.0 U
1,2-Dichloroethane	1.0 U
Acetone	10 U
cis-1,2-Dichloroethene	0.81 U
Dichlorodifluoromethane	1.0 U
Ethylbenzene	0.74 U
Methylene Chloride	1.0 U
Tetrachloroethene	0.36 U
Toluene	0.51 U
trans-1,2-Dichloroethene	0.90 U
Vinyl Chloride	**2.1**
Xylenes (total)	1.0 U

MW-18	
Date	4/3/2013
1,1,1-Trichloroethane	4.1 U
1,1,2-trichloro-1,2,2-trifluoroethane	5.0 U
1,1,2-Trichloroethane	5.0 U
1,1-Dichloroethane	**46**
1,1-Dichloroethene	3.7 J
1,2-Dichloroethane	5.0 U
Acetone	50 U
cis-1,2-Dichloroethene	**1700**
Dichlorodifluoromethane	5.0 U
Ethylbenzene	3.7 U
Methylene Chloride	5.0 U
Tetrachloroethene	**95**
Toluene	2.6 U
trans-1,2-Dichloroethene	4.5 U
Vinyl Chloride	**7.9**
Xylenes (total)	5.0 U

A2-PZ-1	
Date	4/3/2013
1,1,1-Trichloroethane	210 U
1,1,2-trichloro-1,2,2-trifluoroethane	**400**
1,1,2-Trichloroethane	250 U
1,1-Dichloroethane	**1200**
1,1-Dichloroethene	250 U
1,2-Dichloroethane	250 U
Acetone	2500 U
cis-1,2-Dichloroethene	**19000**
Dichlorodifluoromethane	250 U
Ethylbenzene	190 U
Methylene Chloride	250 U
Tetrachloroethene	90 U
Toluene	130 U
trans-1,2-Dichloroethene	230 U
Vinyl Chloride	**900**
Xylenes (total)	250 U

MW-5	
Date	4/4/2013
1,1,1-Trichloroethane	0.82 U
1,1,2-trichloro-1,2,2-trifluoroethane	1.0 U
1,1,2-Trichloroethane	1.0 U
1,1-Dichloroethane	0.38 U
1,1-Dichloroethene	1.0 U
1,2-Dichloroethane	1.0 U
Acetone	6.8 J
cis-1,2-Dichloroethene	0.81 U
Dichlorodifluoromethane	1.0 U
Ethylbenzene	0.74 U
Methylene Chloride	1.0 U
Tetrachloroethene	0.36 U
Toluene	0.51 U
trans-1,2-Dichloroethene	0.90 U
Vinyl Chloride	1.0 U
Xylenes (total)	1.0 U

MW-13S	
Date	4/4/2013
1,1,1-Trichloroethane	0.82 U
1,1,2-trichloro-1,2,2-trifluoroethane	1.0 U
1,1,2-Trichloroethane	1.0 U
1,1-Dichloroethane	1.4
1,1-Dichloroethene	1.0 U
1,2-Dichloroethane	1.0 U
Acetone	10 U
cis-1,2-Dichloroethene	0.81 U
Dichlorodifluoromethane	1.0 U
Ethylbenzene	0.74 U
Methylene Chloride	1.0 U
Tetrachloroethene	0.36 U
Toluene	0.51 U
trans-1,2-Dichloroethene	0.90 U
Vinyl Chloride	1.0 U
Xylenes (total)	1.0 U

MW-1	
Date	4/3/2013
1,1,1-Trichloroethane	0.82 U [0.82 U]
1,1,2-trichloro-1,2,2-trifluoroethane	1.0 U [1.0 U]
1,1,2-Trichloroethane	1.0 U [1.0 U]
1,1-Dichloroethane	2.4 [2.4]
1,1-Dichloroethene	1.0 U [1.0 U]
1,2-Dichloroethane	1.0 U [1.0 U]
Acetone	10 U [10 U]
cis-1,2-Dichloroethene	**19 [20]**
Dichlorodifluoromethane	1.0 U [1.0 U]
Ethylbenzene	0.74 U [0.74 U]
Methylene Chloride	1.0 U [1.0 U]
Tetrachloroethene	**70 [78]**
Toluene	0.51 U [0.51 U]
trans-1,2-Dichloroethene	0.90 U [0.90 U]
Vinyl Chloride	1.0 U [1.0]
Xylenes (total)	1.0 U [1.0 U]

MW-3	
Date	4/4/2013
1,1,1-Trichloroethane	0.82 U
1,1,2-trichloro-1,2,2-trifluoroethane	1.0 U
1,1,2-Trichloroethane	1.0 U
1,1-Dichloroethane	2.9
1,1-Dichloroethene	1.0 U
1,2-Dichloroethane	1.0 U
Acetone	10 U
cis-1,2-Dichloroethene	16
Dichlorodifluoromethane	1.0 U
Ethylbenzene	0.74 U
Methylene Chloride	1.0 U
Tetrachloroethene	12
Toluene	0.51 U
trans-1,2-Dichloroethene	0.90 U
Vinyl Chloride	7.8
Xylenes (total)	1.0 U

PZ-7	
Date	4/4/2013
1,1,1-Trichloroethane	0.82 U
1,1,2-trichloro-1,2,2-trifluoroethane	1.0 U
1,1,2-Trichloroethane	1.0 U
1,1-Dichloroethane	0.57
1,1-Dichloroethene	1.0 U
1,2-Dichloroethane	1.0 U
Acetone	10 U
cis-1,2-Dichloroethene	0.81 U
Dichlorodifluoromethane	1.0 U
Ethylbenzene	0.74 U
Methylene Chloride	1.0 U
Tetrachloroethene	0.36 U
Toluene	0.51 U
trans-1,2-Dichloroethene	0.90 U
Vinyl Chloride	1.0 U
Xylenes (total)	1.0 U

A2-PZ-2	
Date	4/3/2013
1,1,1-Trichloroethane	4.1 U
1,1,2-trichloro-1,2,2-trifluoroethane	5.0 U
1,1,2-Trichloroethane	5.0 U
1,1-Dichloroethane	**7.2**
1,1-Dichloroethene	5.0 U
1,2-Dichloroethane	5.0 U
Acetone	50 U
cis-1,2-Dichloroethene	**150**
Dichlorodifluoromethane	5.0 U
Ethylbenzene	3.7 U
Methylene Chloride	5.0 U
Tetrachloroethene	**440**
Toluene	2.6 U
trans-1,2-Dichloroethene	4.5 U
Vinyl Chloride	**6.7**
Xylenes (total)	5.0 U

PZ-11R	
Date	4/4/2013
1,1,1-Trichloroethane	0.82 U
1,1,2-trichloro-1,2,2-trifluoroethane	1.0 U
1,1,2-Trichloroethane	1.0 U
1,1-Dichloroethane	0.38 U
1,1-Dichloroethene	1.0 U
1,2-Dichloroethane	1.0 U
Acetone	3.1 J
cis-1,2-Dichloroethene	2.6
Dichlorodifluoromethane	1.0 U
Ethylbenzene	0.74 U
Methylene Chloride	1.0 U
Tetrachloroethene	1.8
Toluene	0.51 U
trans-1,2-Dichloroethene	0.90 U
Vinyl Chloride	1.0 U
Xylenes (total)	1.0 U

PZ-13R	
Date	4/4/2013
1,1,1-Trichloroethane	0.82 U
1,1,2-trichloro-1,2,2-trifluoroethane	1.0 U
1,1,2-Trichloroethane	1.0 U
1,1-Dichloroethane	0.38 U
1,1-Dichloroethene	1.0 U
1,2-Dichloroethane	1.0 U
Acetone	3.2 J
cis-1,2-Dichloroethene	0.81 U
Dichlorodifluoromethane	1.0 U
Ethylbenzene	0.74 U
Methylene Chloride	1.0 U
Tetrachloroethene	0.57
Toluene	0.51 U
trans-1,2-Dichloroethene	0.90 U
Vinyl Chloride	1.0 U
Xylenes (total)	1.0 U

PZ-8	
Date	4/4/2013
1,1,1-Trichloroethane	4.1 U
1,1,2-trichloro-1,2,2-trifluoroethane	5.0 U
1,1,2-Trichloroethane	5.0 U
1,1-Dichloroethane	3.4
1,1-Dichloroethene	5.0 U
1,2-Dichloroethane	5.0 U
Acetone	50 U
cis-1,2-Dichloroethene	**36**
Dichlorodifluoromethane	5.0 U
Ethylbenzene	3.7 U
Methylene Chloride	5.0 U
Tetrachloroethene	**350**
Toluene	2.6 U
trans-1,2-Dichloroethene	4.5 U
Vinyl Chloride	5.0 U
Xylenes (total)	5.0 U

PZ-5	
Date	4/4/2013
1,1,1-Trichloroethane	0.82 U
1,1,2-trichloro-1,2,2-trifluoroethane	1.0 U
1,1,2-Trichloroethane	1.0 U
1,1-Dichloroethane	0.38 U
1,1-Dichloroethene	1.0 U
1,2-Dichloroethane	1.0 U
Acetone	6.1 J
cis-1,2-Dichloroethene	13
Dichlorodifluoromethane	1.0 U
Ethylbenzene	4.5
Methylene Chloride	1.0 U
Tetrachloroethene	5.5
Toluene	0.51 U
trans-1,2-Dichloroethene	0.90 U
Vinyl Chloride	2.8
Xylenes (total)	18

PZ-6	
Date	4/4/2013
1,1,1-Trichloroethane	0.82 U
1,1,2-trichloro-1,2,2-trifluoroethane	1.0 U
1,1,2-Trichloroethane	1.0 U
1,1-Dichloroethane	0.38 U
1,1-Dichloroethene	1.0 U
1,2-Dichloroethane	1.0 U
Acetone	10 U
cis-1,2-Dichloroethene	19
Dichlorodifluoromethane	1.0 U
Ethylbenzene	0.74 U
Methylene Chloride	1.0 U
Tetrachloroethene	8.9
Toluene	0.51 U
trans-1,2-Dichloroethene	0.90 U
Vinyl Chloride	0.95 J
Xylenes (total)	0.74 J

LEGEND:

- MW 10 — MONITORING WELL LOCATION
- PZ-9 — PIEZOMETER LOCATION
- IW-1 — INJECTION WELL LOCATION
- QUARTERLY SAMPLING
- SEMI ANNUAL SAMPLING
- ANNUAL SAMPLING

NOTES:

1. LABORATORY ANALYSIS TCL EPA 624/SW846 8260.
2. CONCENTRATIONS IN MICROGRAMS PER LITER (ug/l).
3. DATA COMPARED TO TOGS 1.1.1 AMBIENT WATER QUALITY STANDARDS AND GUIDANCE VALUES.
4. EXCEEDENCES OF STANDARDS AND GUIDANCE VALUES NOTED AS BOLD AND SHADED.
5. D FLAG IDENTIFIES DILUTED SAMPLE RESULTS WITHIN CALIBRATION RANGE.
6. E FLAG IDENTIFIES THAT CONCENTRATION EXCEEDED CALIBRATION RANGE.
7. J FLAG IDENTIFIES ESTIMATED CONCENTRATION.
8. U FLAG IDENTIFIES CONCENTRATION BELOW DETECTION, QUANTITATION LIMIT VALUE USED.
9. WELLS PZ-8 AND MW-13S WERE NOTED TO BE DRY AND UNABLE TO BE SAMPLED IN APRIL 2012.

2013 ANNUAL GROUNDWATER MONITORING REPORT
FORMER LOCKHEED MARTIN, FRENCH ROAD FACILITY
UTICA, NEW YORK

GROUNDWATER MONITORING DATA APRIL 2013

ARCADIS

FIGURE
4-1B

CITY:MAHWAH DIV/GROUP:ENVIRONMENTAL DB:J.GONZALEZ LD:J.BONSTEEL PIC:L.MCBURNEY PM:C.MOTTA TM:J.BONSTEEL LYR:(Opt)ON=*;OFF=*REF*
G:\ENVCAD\SYRACUSE\ACT\NJ001047\0001\03030101040C02.dwg LAYOUT: 4-1B SAVED: 1/8/2014 3:03 PM ACADVER: 18.1S (LMS TECH) PAGESETUP: C-LD2B-PDF-GMS PLOTSTYLETABLE: PLTFULL.CTB PLOTTED: 1/8/2014 3:06 PM BY: STOWELL, GARY
XREFS: IMAGES: PROJECTNAME: ----

Figure 4-1c

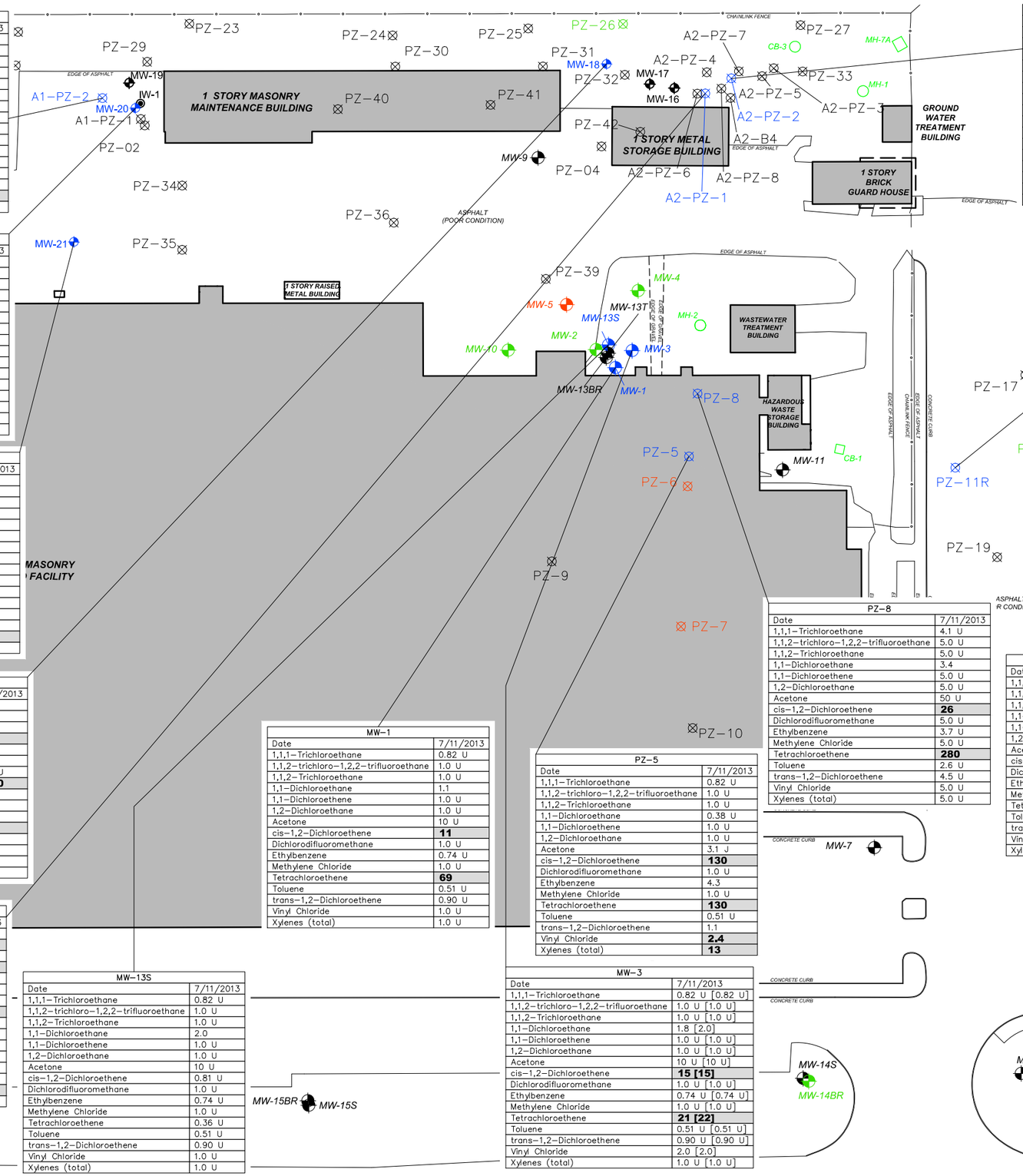

A1-PZ-2	
Date	7/9/2013
1,1,1-Trichloroethane	0.82 U
1,1,2-trichloro-1,2,2-trifluoroethane	1.0 U
1,1,2-Trichloroethane	1.0 U
1,1-Dichloroethane	0.38 U
1,1-Dichloroethene	1.0 U
1,2-Dichloroethane	1.0 U
Acetone	9.2 J
cis-1,2-Dichloroethene	2.0
Dichlorodifluoromethane	1.0 U
Ethylbenzene	0.74 U
Methylene Chloride	1.0 U
Tetrachloroethene	0.36 U
Toluene	0.51 U
trans-1,2-Dichloroethene	0.90 U
Vinyl Chloride	2.1
Xylenes (total)	1.0 U

MW-20	
Date	7/11/2013
1,1,1-Trichloroethane	0.82 U
1,1,2-trichloro-1,2,2-trifluoroethane	1.0 U
1,1,2-Trichloroethane	1.0 U
1,1-Dichloroethane	0.70
1,1-Dichloroethene	1.0 U
1,2-Dichloroethane	1.0 U
Acetone	8.7 J
cis-1,2-Dichloroethene	0.93
Dichlorodifluoromethane	1.0 U
Ethylbenzene	0.74 U
Methylene Chloride	1.0 U
Tetrachloroethene	0.36 U
Toluene	0.51 U
trans-1,2-Dichloroethene	3.9
Vinyl Chloride	1.0 U
Xylenes (total)	1.0 U

MW-21	
Date	7/11/2013
1,1,1-Trichloroethane	0.82 U
1,1,2-trichloro-1,2,2-trifluoroethane	1.0 U
1,1,2-Trichloroethane	1.0 U
1,1-Dichloroethane	0.38 U
1,1-Dichloroethene	1.0 U
1,2-Dichloroethane	1.0 U
Acetone	10 U
cis-1,2-Dichloroethene	0.81 U
Dichlorodifluoromethane	1.0 U
Ethylbenzene	0.74 U
Methylene Chloride	1.0 U
Tetrachloroethene	0.36 U
Toluene	0.51 U
trans-1,2-Dichloroethene	0.90 U
Vinyl Chloride	**5.0**
Xylenes (total)	1.0 U

MW-18	
Date	7/11/2013
1,1,1-Trichloroethane	16 U
1,1,2-trichloro-1,2,2-trifluoroethane	20 U
1,1,2-Trichloroethane	20 U
1,1-Dichloroethane	**42**
1,1-Dichloroethene	20 U
1,2-Dichloroethane	20 U
Acetone	200 U
cis-1,2-Dichloroethene	**1400**
Dichlorodifluoromethane	20 U
Ethylbenzene	15 U
Methylene Chloride	20 U
Tetrachloroethene	**29**
Toluene	10 U
trans-1,2-Dichloroethene	18 U
Vinyl Chloride	20 U
Xylenes (total)	20 U

A2-PZ-1	
Date	7/9/2013
1,1,1-Trichloroethane	210 U
1,1,2-trichloro-1,2,2-trifluoroethane	850
1,1,2-Trichloroethane	250 U
1,1-Dichloroethane	1100
1,1-Dichloroethene	250 U
1,2-Dichloroethane	250 U
Acetone	2500 U
cis-1,2-Dichloroethene	18000
Dichlorodifluoromethane	250 U
Ethylbenzene	190 U
Methylene Chloride	250 U
Tetrachloroethene	90 U
Toluene	130 U
trans-1,2-Dichloroethene	230 U
Vinyl Chloride	1000
Xylenes (total)	250 U

MW-13S	
Date	7/11/2013
1,1,1-Trichloroethane	0.82 U
1,1,2-trichloro-1,2,2-trifluoroethane	1.0 U
1,1,2-Trichloroethane	1.0 U
1,1-Dichloroethane	2.0
1,1-Dichloroethene	1.0 U
1,2-Dichloroethane	1.0 U
Acetone	10 U
cis-1,2-Dichloroethene	0.81 U
Dichlorodifluoromethane	1.0 U
Ethylbenzene	0.74 U
Methylene Chloride	1.0 U
Tetrachloroethene	0.36 U
Toluene	0.51 U
trans-1,2-Dichloroethene	0.90 U
Vinyl Chloride	1.0 U
Xylenes (total)	1.0 U

MW-1	
Date	7/11/2013
1,1,1-Trichloroethane	0.82 U
1,1,2-trichloro-1,2,2-trifluoroethane	1.0 U
1,1,2-Trichloroethane	1.0 U
1,1-Dichloroethane	1.1
1,1-Dichloroethene	1.0 U
1,2-Dichloroethane	1.0 U
Acetone	10 U
cis-1,2-Dichloroethene	**11**
Dichlorodifluoromethane	1.0 U
Ethylbenzene	0.74 U
Methylene Chloride	1.0 U
Tetrachloroethene	**69**
Toluene	0.51 U
trans-1,2-Dichloroethene	0.90 U
Vinyl Chloride	1.0 U
Xylenes (total)	1.0 U

PZ-5	
Date	7/11/2013
1,1,1-Trichloroethane	0.82 U
1,1,2-trichloro-1,2,2-trifluoroethane	1.0 U
1,1,2-Trichloroethane	1.0 U
1,1-Dichloroethane	0.38 U
1,1-Dichloroethene	1.0 U
1,2-Dichloroethane	1.0 U
Acetone	3.1 J
cis-1,2-Dichloroethene	**130**
Dichlorodifluoromethane	1.0 U
Ethylbenzene	4.3
Methylene Chloride	1.0 U
Tetrachloroethene	**130**
Toluene	0.51 U
trans-1,2-Dichloroethene	1.1
Vinyl Chloride	**2.4**
Xylenes (total)	**13**

MW-3	
Date	7/11/2013
1,1,1-Trichloroethane	0.82 U [0.82 U]
1,1,2-trichloro-1,2,2-trifluoroethane	1.0 U [1.0 U]
1,1,2-Trichloroethane	1.0 U [1.0 U]
1,1-Dichloroethane	1.8 [2.0]
1,1-Dichloroethene	1.0 U [1.0 U]
1,2-Dichloroethane	1.0 U [1.0 U]
Acetone	10 U [10 U]
cis-1,2-Dichloroethene	**15 [15]**
Dichlorodifluoromethane	1.0 U [1.0 U]
Ethylbenzene	0.74 U [0.74 U]
Methylene Chloride	1.0 U [1.0 U]
Tetrachloroethene	**21 [22]**
Toluene	0.51 U [0.51 U]
trans-1,2-Dichloroethene	0.90 U [0.90 U]
Vinyl Chloride	2.0 [2.0]
Xylenes (total)	1.0 U [1.0 U]

PZ-8	
Date	7/11/2013
1,1,1-Trichloroethane	4.1 U
1,1,2-trichloro-1,2,2-trifluoroethane	5.0 U
1,1,2-Trichloroethane	5.0 U
1,1-Dichloroethane	3.4
1,1-Dichloroethene	5.0 U
1,2-Dichloroethane	5.0 U
Acetone	50 U
cis-1,2-Dichloroethene	**26**
Dichlorodifluoromethane	5.0 U
Ethylbenzene	3.7 U
Methylene Chloride	5.0 U
Tetrachloroethene	**280**
Toluene	2.6 U
trans-1,2-Dichloroethene	4.5 U
Vinyl Chloride	5.0 U
Xylenes (total)	5.0 U

A2-PZ-2	
Date	7/10/2013
1,1,1-Trichloroethane	8.2 U
1,1,2-trichloro-1,2,2-trifluoroethane	10 U
1,1,2-Trichloroethane	10 U
1,1-Dichloroethane	**6.6**
1,1-Dichloroethene	10 U
1,2-Dichloroethane	10 U
Acetone	100 U
cis-1,2-Dichloroethene	**150**
Dichlorodifluoromethane	10 U
Ethylbenzene	7.4 U
Methylene Chloride	10 U
Tetrachloroethene	**800**
Toluene	5.1 U
trans-1,2-Dichloroethene	9.0 U
Vinyl Chloride	10 U
Xylenes (total)	10 U

PZ-11R	
Date	7/11/2013
1,1,1-Trichloroethane	0.82 U
1,1,2-trichloro-1,2,2-trifluoroethane	1.0 U
1,1,2-Trichloroethane	1.0 U
1,1-Dichloroethane	0.38 U
1,1-Dichloroethene	1.0 U
1,2-Dichloroethane	1.0 U
Acetone	10 U
cis-1,2-Dichloroethene	4.3
Dichlorodifluoromethane	1.0 U
Ethylbenzene	0.74 U
Methylene Chloride	1.0 U
Tetrachloroethene	4.4
Toluene	0.51 U
trans-1,2-Dichloroethene	0.90 U
Vinyl Chloride	1.0 U
Xylenes (total)	1.0 U

PZ-13R	
Date	7/11/2013
1,1,1-Trichloroethane	0.82 U
1,1,2-trichloro-1,2,2-trifluoroethane	1.0 U
1,1,2-Trichloroethane	1.0 U
1,1-Dichloroethane	0.38 U
1,1-Dichloroethene	1.0 U
1,2-Dichloroethane	1.0 U
Acetone	10 U
cis-1,2-Dichloroethene	1.3
Dichlorodifluoromethane	1.0 U
Ethylbenzene	0.74 U
Methylene Chloride	1.0 U
Tetrachloroethene	0.92
Toluene	0.51 U
trans-1,2-Dichloroethene	0.90 U
Vinyl Chloride	1.0 U
Xylenes (total)	1.0 U

0 40 80 120
SCALE IN FEET

LEGEND:

- MW 10 — MONITORING WELL LOCATION
- PZ-9 — PIEZOMETER LOCATION
- IW-1 — INJECTION WELL LOCATION
- QUARTERLY SAMPLING
- SEMI ANNUAL SAMPLING
- ANNUAL SAMPLING

NOTES:

1. LABORATORY ANALYSIS TCL EPA 624/SW846 8260.
2. CONCENTRATIONS IN MICROGRAMS PER LITER (ug/l).
3. DATA COMPARED TO TOGS 1.1.1 AMBIENT WATER QUALITY STANDARDS AND GUIDANCE VALUES.
4. EXCEEDENCES OF STANDARDS AND GUIDANCE VALUES NOTED AS BOLD AND SHADED.
5. D FLAG IDENTIFIES DILUTED SAMPLE RESULTS WITHIN CALIBRATION RANGE.
6. E FLAG IDENTIFIES THAT CONCENTRATION EXCEEDED CALIBRATION RANGE.
7. J FLAG IDENTIFIES ESTIMATED CONCENTRATION.
8. U FLAG IDENTIFIES CONCENTRATION BELOW DETECTION, QUANTITATION LIMIT VALUE USED.
9. WELLS MW13S, PZ-5, AND PZ-8 WERE NOTED TO BE DRY AND UNABLE TO BE SAMPLED IN JULY 2012.

2013 ANNUAL GROUNDWATER MONITORING REPORT
FORMER LOCKHEED MARTIN, FRENCH ROAD FACILITY
UTICA, NEW YORK

GROUNDWATER MONITORING DATA JULY 2013

ARCADIS

FIGURE
4-1C

CITY:MAHWAH DIV/GROUP:ENVIRONMENTAL DB:J.GONZALEZ LD:J.BONSTEEL PIC:L.MCBURNEY PM:C.MOTTA TM:J.BONSTEEL LYR:(Opt)ON=*;OFF=*REF*
G:\ENVCAD\SYRACUSE\ACTIN\J0010470\00103030\01040C03.dwg LAYOUT: 4-1C SAVED: ---- ACADVER: 18.1S (LMS TECH) PAGESETUP: C-LD2B-PDF-GMS PLOTSTYLETABLE: PLTFULL.CTB PLOTTED: 1/8/2014 3:06 PM BY: STOWELL, GARY
XREFS: IMAGES: PROJECTNAME: ----

Figure 4-1d

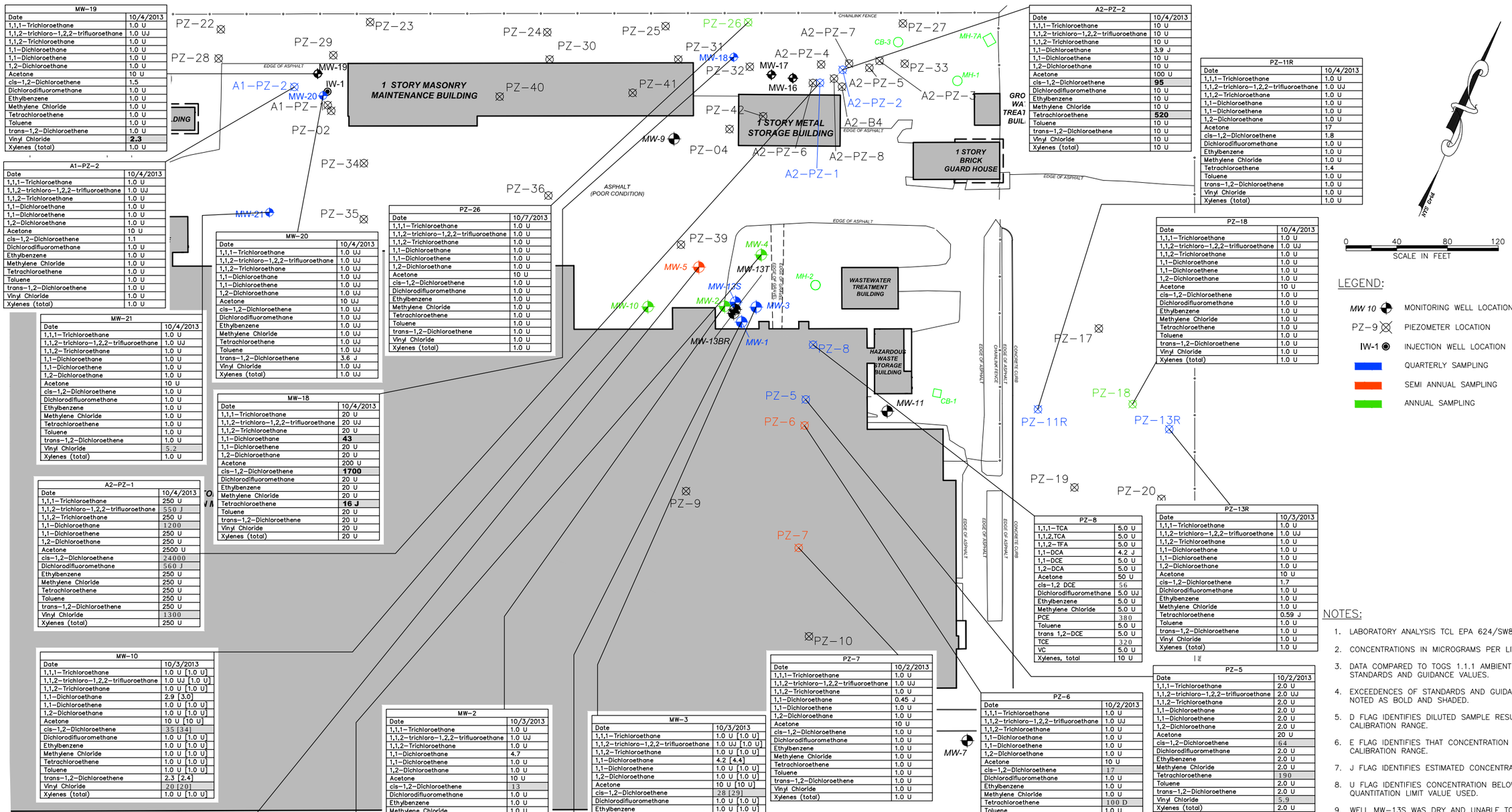

MW-19	
Date	10/4/2013
1,1,1-Trichloroethane	1.0 U
1,1,2-trichloro-1,2,2-trifluoroethane	1.0 UJ
1,1,2-Trichloroethane	1.0 U
1,1-Dichloroethane	1.0 U
1,1-Dichloroethene	1.0 U
1,2-Dichloroethane	1.0 U
Acetone	10 U
cis-1,2-Dichloroethene	1.5
Dichlorodifluoromethane	1.0 U
Ethylbenzene	1.0 U
Methylene Chloride	1.0 U
Tetrachloroethene	1.0 U
Toluene	1.0 U
trans-1,2-Dichloroethene	1.0 U
Vinyl Chloride	**2.3**
Xylenes (total)	1.0 U

A1-PZ-2	
Date	10/4/2013
1,1,1-Trichloroethane	1.0 U
1,1,2-trichloro-1,2,2-trifluoroethane	1.0 UJ
1,1,2-Trichloroethane	1.0 U
1,1-Dichloroethane	1.0 U
1,1-Dichloroethene	1.0 U
1,2-Dichloroethane	1.0 U
Acetone	10 U
cis-1,2-Dichloroethene	1.1
Dichlorodifluoromethane	1.0 U
Ethylbenzene	1.0 U
Methylene Chloride	1.0 U
Tetrachloroethene	1.0 U
Toluene	1.0 U
trans-1,2-Dichloroethene	1.0 U
Vinyl Chloride	1.0 U
Xylenes (total)	1.0 U

MW-21	
Date	10/4/2013
1,1,1-Trichloroethane	1.0 U
1,1,2-trichloro-1,2,2-trifluoroethane	1.0 UJ
1,1,2-Trichloroethane	1.0 U
1,1-Dichloroethane	1.0 U
1,1-Dichloroethene	1.0 U
1,2-Dichloroethane	1.0 U
Acetone	10 U
cis-1,2-Dichloroethene	1.0 U
Dichlorodifluoromethane	1.0 U
Ethylbenzene	1.0 U
Methylene Chloride	1.0 U
Tetrachloroethene	1.0 U
Toluene	1.0 U
trans-1,2-Dichloroethene	1.0 U
Vinyl Chloride	5.2
Xylenes (total)	1.0 U

A2-PZ-1	
Date	10/4/2013
1,1,1-Trichloroethane	250 U
1,1,2-trichloro-1,2,2-trifluoroethane	550 J
1,1,2-Trichloroethane	250 U
1,1-Dichloroethane	1200
1,1-Dichloroethene	250 U
1,2-Dichloroethane	250 U
Acetone	2500 U
cis-1,2-Dichloroethene	24000
Dichlorodifluoromethane	560 J
Ethylbenzene	250 U
Methylene Chloride	250 U
Tetrachloroethene	250 U
Toluene	250 U
trans-1,2-Dichloroethene	250 U
Vinyl Chloride	1300
Xylenes (total)	250 U

MW-20	
Date	10/4/2013
1,1,1-Trichloroethane	1.0 UJ
1,1,2-trichloro-1,2,2-trifluoroethane	1.0 UJ
1,1,2-Trichloroethane	1.0 UJ
1,1-Dichloroethane	1.0 UJ
1,1-Dichloroethene	1.0 UJ
1,2-Dichloroethane	1.0 UJ
Acetone	10 UJ
cis-1,2-Dichloroethene	1.0 UJ
Dichlorodifluoromethane	1.0 UJ
Ethylbenzene	1.0 UJ
Methylene Chloride	1.0 UJ
Tetrachloroethene	1.0 UJ
Toluene	1.0 UJ
trans-1,2-Dichloroethene	3.6 J
Vinyl Chloride	1.0 UJ
Xylenes (total)	1.0 UJ

MW-18	
Date	10/4/2013
1,1,1-Trichloroethane	20 U
1,1,2-trichloro-1,2,2-trifluoroethane	20 UJ
1,1,2-Trichloroethane	20 U
1,1-Dichloroethane	**43**
1,1-Dichloroethene	20 U
1,2-Dichloroethane	20 U
Acetone	200 U
cis-1,2-Dichloroethene	**1700**
Dichlorodifluoromethane	20 U
Ethylbenzene	20 U
Methylene Chloride	20 U
Tetrachloroethene	**16 J**
Toluene	20 U
trans-1,2-Dichloroethene	20 U
Vinyl Chloride	20 U
Xylenes (total)	20 U

PZ-26	
Date	10/7/2013
1,1,1-Trichloroethane	1.0 U
1,1,2-trichloro-1,2,2-trifluoroethane	1.0 U
1,1,2-Trichloroethane	1.0 U
1,1-Dichloroethane	1.0 U
1,1-Dichloroethene	1.0 U
1,2-Dichloroethane	1.0 U
Acetone	10 U
cis-1,2-Dichloroethene	1.0 U
Dichlorodifluoromethane	1.0 U
Ethylbenzene	1.0 U
Methylene Chloride	1.0 U
Tetrachloroethene	1.0 U
Toluene	1.0 U
trans-1,2-Dichloroethene	1.0 U
Vinyl Chloride	1.0 U
Xylenes (total)	1.0 U

A2-PZ-2	
Date	10/4/2013
1,1,1-Trichloroethane	10 U
1,1,2-trichloro-1,2,2-trifluoroethane	10 U
1,1,2-Trichloroethane	10 U
1,1-Dichloroethane	3.9 J
1,1-Dichloroethene	10 U
1,2-Dichloroethane	10 U
Acetone	100 U
cis-1,2-Dichloroethene	**95**
Dichlorodifluoromethane	10 U
Ethylbenzene	10 U
Methylene Chloride	10 U
Tetrachloroethene	**520**
Toluene	10 U
trans-1,2-Dichloroethene	10 U
Vinyl Chloride	10 U
Xylenes (total)	10 U

PZ-11R	
Date	10/4/2013
1,1,1-Trichloroethane	1.0 U
1,1,2-trichloro-1,2,2-trifluoroethane	1.0 UJ
1,1,2-Trichloroethane	1.0 U
1,1-Dichloroethane	1.0 U
1,1-Dichloroethene	1.0 U
1,2-Dichloroethane	1.0 U
Acetone	17
cis-1,2-Dichloroethene	1.8
Dichlorodifluoromethane	1.0 U
Ethylbenzene	1.0 U
Methylene Chloride	1.0 U
Tetrachloroethene	1.4
Toluene	1.0 U
trans-1,2-Dichloroethene	1.0 U
Vinyl Chloride	1.0 U
Xylenes (total)	1.0 U

PZ-18	
Date	10/4/2013
1,1,1-Trichloroethane	1.0 U
1,1,2-trichloro-1,2,2-trifluoroethane	1.0 UJ
1,1,2-Trichloroethane	1.0 U
1,1-Dichloroethane	1.0 U
1,1-Dichloroethene	1.0 U
1,2-Dichloroethane	1.0 U
Acetone	10 U
cis-1,2-Dichloroethene	1.0 U
Dichlorodifluoromethane	1.0 U
Ethylbenzene	1.0 U
Methylene Chloride	1.0 U
Tetrachloroethene	1.0 U
Toluene	1.0 U
trans-1,2-Dichloroethene	1.0 U
Vinyl Chloride	1.0 U
Xylenes (total)	1.0 U

PZ-8	
1,1,1-TCA	5.0 U
1,1,2,TCA	5.0 U
1,1,2-TFA	5.0 U
1,1-DCA	4.2 J
1,1-DCE	5.0 U
1,2-DCA	5.0 U
Acetone	50 U
cis-1,2 DCE	56
Dichlorodifluoromethane	5.0 UJ
Ethylbenzene	5.0 U
Methylene Chloride	5.0 U
PCE	380
Toluene	5.0 U
trans 1,2-DCE	5.0 U
TCE	320
VC	5.0 U
Xylenes, total	10 U

PZ-13R	
Date	10/3/2013
1,1,1-Trichloroethane	1.0 U
1,1,2-trichloro-1,2,2-trifluoroethane	1.0 UJ
1,1,2-Trichloroethane	1.0 U
1,1-Dichloroethane	1.0 U
1,1-Dichloroethene	1.0 U
1,2-Dichloroethane	1.0 U
Acetone	10 U
cis-1,2-Dichloroethene	1.7
Dichlorodifluoromethane	1.0 U
Ethylbenzene	1.0 U
Methylene Chloride	1.0 U
Tetrachloroethene	0.59 J
Toluene	1.0 U
trans-1,2-Dichloroethene	1.0 U
Vinyl Chloride	1.0 U
Xylenes (total)	1.0 U

MW-10	
Date	10/3/2013
1,1,1-Trichloroethane	1.0 U [1.0 U]
1,1,2-trichloro-1,2,2-trifluoroethane	1.0 UJ [1.0 U]
1,1,2-Trichloroethane	1.0 U [1.0 U]
1,1-Dichloroethane	2.9 [3.0]
1,1-Dichloroethene	1.0 U [1.0 U]
1,2-Dichloroethane	1.0 U [1.0 U]
Acetone	10 U [10 U]
cis-1,2-Dichloroethene	35 [34]
Dichlorodifluoromethane	1.0 U [1.0 U]
Ethylbenzene	1.0 U [1.0 U]
Methylene Chloride	1.0 U [1.0 U]
Tetrachloroethene	1.0 U [1.0 U]
Toluene	1.0 U [1.0 U]
trans-1,2-Dichloroethene	2.3 [2.4]
Vinyl Chloride	20 [20]
Xylenes (total)	1.0 U [1.0 U]

MW-2	
Date	10/3/2013
1,1,1-Trichloroethane	1.0 U
1,1,2-trichloro-1,2,2-trifluoroethane	1.0 UJ
1,1,2-Trichloroethane	1.0 U
1,1-Dichloroethane	4.7
1,1-Dichloroethene	1.0 U
1,2-Dichloroethane	1.0 U
Acetone	10 U
cis-1,2-Dichloroethene	13
Dichlorodifluoromethane	1.0 U
Ethylbenzene	1.0 U
Methylene Chloride	1.0 U
Tetrachloroethene	1.0 U
Toluene	1.0 U
trans-1,2-Dichloroethene	2.0
Vinyl Chloride	25
Xylenes (total)	1.0 U

MW-3	
Date	10/3/2013
1,1,1-Trichloroethane	1.0 U [1.0 U]
1,1,2-trichloro-1,2,2-trifluoroethane	1.0 UJ [1.0 U]
1,1,2-Trichloroethane	1.0 U [1.0 U]
1,1-Dichloroethane	4.2 [4.4]
1,1-Dichloroethene	1.0 U [1.0 U]
1,2-Dichloroethane	1.0 U [1.0 U]
Acetone	10 U [10 U]
cis-1,2-Dichloroethene	28 [29]
Dichlorodifluoromethane	1.0 U [1.0 U]
Ethylbenzene	1.0 U [1.0 U]
Methylene Chloride	1.0 U [1.0 U]
Tetrachloroethene	9.6 [9.5]
Toluene	1.0 U [1.0 U]
trans-1,2-Dichloroethene	1.0 U [1.0 U]
Vinyl Chloride	5.2 [5.4]
Xylenes (total)	1.0 U [1.0 U]

PZ-7	
Date	10/2/2013
1,1,1-Trichloroethane	1.0 U
1,1,2-trichloro-1,2,2-trifluoroethane	1.0 UJ
1,1,2-Trichloroethane	1.0 U
1,1-Dichloroethane	0.45 J
1,1-Dichloroethene	1.0 U
1,2-Dichloroethane	1.0 U
Acetone	10 U
cis-1,2-Dichloroethene	1.0 U
Dichlorodifluoromethane	1.0 U
Ethylbenzene	1.0 U
Methylene Chloride	1.0 U
Tetrachloroethene	1.0 U
Toluene	1.0 U
trans-1,2-Dichloroethene	1.0 U
Vinyl Chloride	1.0 U
Xylenes (total)	1.0 U

PZ-6	
Date	10/2/2013
1,1,1-Trichloroethane	1.0 U
1,1,2-trichloro-1,2,2-trifluoroethane	1.0 UJ
1,1,2-Trichloroethane	1.0 U
1,1-Dichloroethane	1.0 U
1,1-Dichloroethene	1.0 U
1,2-Dichloroethane	1.0 U
Acetone	10 U
cis-1,2-Dichloroethene	17
Dichlorodifluoromethane	1.0 U
Ethylbenzene	1.0 U
Methylene Chloride	1.0 U
Tetrachloroethene	100 D
Toluene	1.0 U
trans-1,2-Dichloroethene	1.0 U
Vinyl Chloride	1.0 U
Xylenes (total)	1.0 U

PZ-5	
Date	10/2/2013
1,1,1-Trichloroethane	2.0 U
1,1,2-trichloro-1,2,2-trifluoroethane	2.0 UJ
1,1,2-Trichloroethane	2.0 U
1,1-Dichloroethane	2.0 U
1,1-Dichloroethene	2.0 U
1,2-Dichloroethane	2.0 U
Acetone	20 U
cis-1,2-Dichloroethene	64
Dichlorodifluoromethane	2.0 U
Ethylbenzene	2.0 U
Methylene Chloride	2.0 U
Tetrachloroethene	190
Toluene	2.0 U
trans-1,2-Dichloroethene	2.0 U
Vinyl Chloride	5.9
Xylenes (total)	2.0 U

MW-5	
Date	10/2/2013
1,1,1-Trichloroethane	1.0 UJ
1,1,2-trichloro-1,2,2-trifluoroethane	1.0 UJ
1,1,2-Trichloroethane	1.0 UJ
1,1-Dichloroethane	1.0 UJ
1,1-Dichloroethene	1.0 UJ
1,2-Dichloroethane	1.0 UJ
Acetone	4.5 J
cis-1,2-Dichloroethene	1.0 UJ
Dichlorodifluoromethane	1.0 UJ
Ethylbenzene	1.0 UJ
Methylene Chloride	1.0 UJ
Tetrachloroethene	1.0 UJ
Toluene	1.0 UJ
trans-1,2-Dichloroethene	1.0 UJ
Vinyl Chloride	1.0 UJ
Xylenes (total)	1.0 UJ

MW-4	
Date	10/3/2013
1,1,1-Trichloroethane	1.0 U
1,1,2-trichloro-1,2,2-trifluoroethane	1.0 UJ
1,1,2-Trichloroethane	1.0 U
1,1-Dichloroethane	0.78 J
1,1-Dichloroethene	1.0 U
1,2-Dichloroethane	1.0 U
Acetone	10 U
cis-1,2-Dichloroethene	4.4
Dichlorodifluoromethane	1.0 U
Ethylbenzene	1.0 U
Methylene Chloride	1.0 U
Tetrachloroethene	1.0 U
Toluene	1.0 U
trans-1,2-Dichloroethene	1.0 U
Vinyl Chloride	**4.2**
Xylenes (total)	1.0 U

MW-1	
Date	10/3/2013
1,1,1-Trichloroethane	1.0 U
1,1,2-trichloro-1,2,2-trifluoroethane	1.0 UJ
1,1,2-Trichloroethane	1.0 U
1,1-Dichloroethane	2.1
1,1-Dichloroethene	1.0 U
1,2-Dichloroethane	1.0 U
Acetone	10 U
cis-1,2-Dichloroethene	**19 J**
Dichlorodifluoromethane	1.0 U
Ethylbenzene	1.0 U
Methylene Chloride	1.0 U
Tetrachloroethene	**93**
Toluene	1.0 U
trans-1,2-Dichloroethene	1.0 U
Vinyl Chloride	1.0 U
Xylenes (total)	1.0 U

MW-14BR	
Date	10/4/2013
1,1,1-Trichloroethane	1.0 U
1,1,2-trichloro-1,2,2-trifluoroethane	1.0 UJ
1,1,2-Trichloroethane	1.0 U
1,1-Dichloroethane	1.0 U
1,1-Dichloroethene	1.0 U
1,2-Dichloroethane	1.0 U
Acetone	19
cis-1,2-Dichloroethene	1.0 U
Dichlorodifluoromethane	1.0 U
Ethylbenzene	1.0 U
Methylene Chloride	1.0 U
Tetrachloroethene	1.0 U
Toluene	1.0 U
trans-1,2-Dichloroethene	1.0 U
Vinyl Chloride	1.0 U
Xylenes (total)	1.0 U

LEGEND:

- MW 10 — MONITORING WELL LOCATION
- PZ-9 — PIEZOMETER LOCATION
- IW-1 — INJECTION WELL LOCATION
- QUARTERLY SAMPLING
- SEMI ANNUAL SAMPLING
- ANNUAL SAMPLING

NOTES:

1. LABORATORY ANALYSIS TCL EPA 624/SW846 8260.
2. CONCENTRATIONS IN MICROGRAMS PER LITER (ug/l).
3. DATA COMPARED TO TOGS 1.1.1 AMBIENT WATER QUALITY STANDARDS AND GUIDANCE VALUES.
4. EXCEEDENCES OF STANDARDS AND GUIDANCE VALUES NOTED AS BOLD AND SHADED.
5. D FLAG IDENTIFIES DILUTED SAMPLE RESULTS WITHIN CALIBRATION RANGE.
6. E FLAG IDENTIFIES THAT CONCENTRATION EXCEEDED CALIBRATION RANGE.
7. J FLAG IDENTIFIES ESTIMATED CONCENTRATION.
8. U FLAG IDENTIFIES CONCENTRATION BELOW DETECTION, QUANTITATION LIMIT VALUE USED.
9. WELL MW-13S WAS DRY AND UNABLE TO BE SAMPLED IN OCTOBER 2012.

2013 ANNUAL GROUNDWATER MONITORING REPORT
FORMER LOCKHEED MARTIN, FRENCH ROAD FACILITY
UTICA, NEW YORK

GROUNDWATER MONITORING DATA OCTOBER 2013

ARCADIS

FIGURE
4-1D

CITY:MAHWAH DIV/GROUP:ENVIRONMENTAL DB:J.GONZALEZ LD:J.BONSTEEL PIC:L.MCBURNEY PM:C.MOTTA TM:J.BONSTEEL LYR:(Opt)ON=*;OFF=*REF*
G:\ENVCAD\SYRACUSE\ACT\NJ001047\0001\03030\01040C04.dwg LAYOUT: 4-1D SAVED: ---- ACADVER: 18.1S (LMS TECH) PAGESETUP: C-LD2B-PDF-GMS PLOTSTYLETABLE: PLTFULL.CTB PLOTTED: 1/8/2014 3:06 PM BY: STOWELL, GARY
XREFS: IMAGES: PROJECTNAME: ----

Figure 4-2

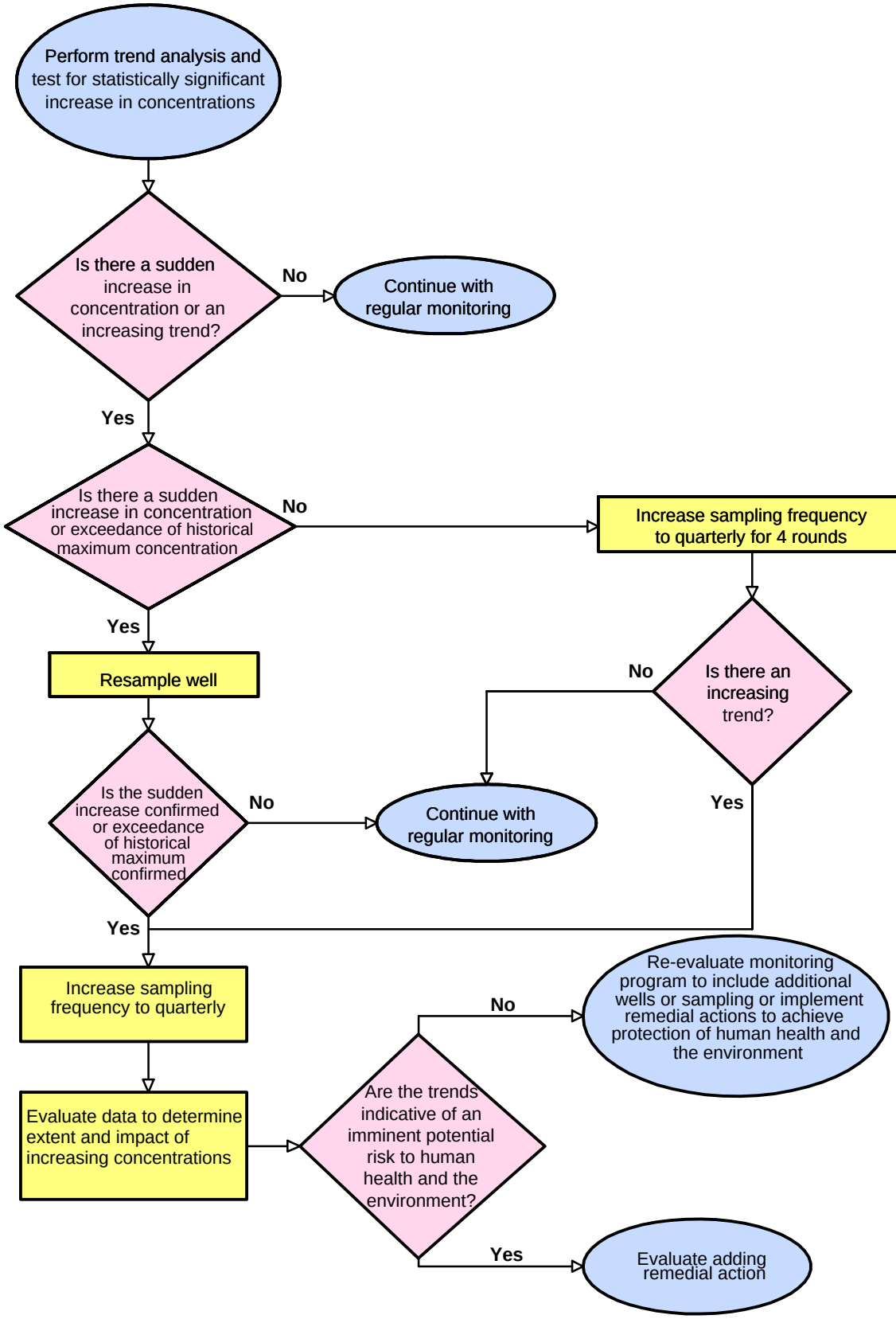

ARCADIS

DECISION TREE FOR PERFORMANCE MONITORING IN OBJECTIVE 1 LOCATIONS

2013 ANNUAL GROUNDWATER MONITORING REPORT

FORMER LOCKHEED MARTIN
FRENCH ROAD FACILITY
UTICA, NEW YORK

FIGURE

4-2

DRAFTER: J. GONZALEZ
APPROVED: E. PANHORST
CHECKED: T. HE
DRAWING: DRAWING
PRJCT NO: GP3LCAAP.HNE1
PATH: G:\ENVCAD\SYRACUSE\ACT\NJ001047\0001\003\01\DWG\1047301_42.DWG 12/06/2013 - 4:46:39 PM Layout: 85x11 Hor
DWG DATE: 11/17/11

Figure 4-3a

Figure 4-3a: Well A1-PZ-2 Groundwater Volatile Organic Compound Concentration Trends
Former Lockheed Martin Facility, Utica, New York

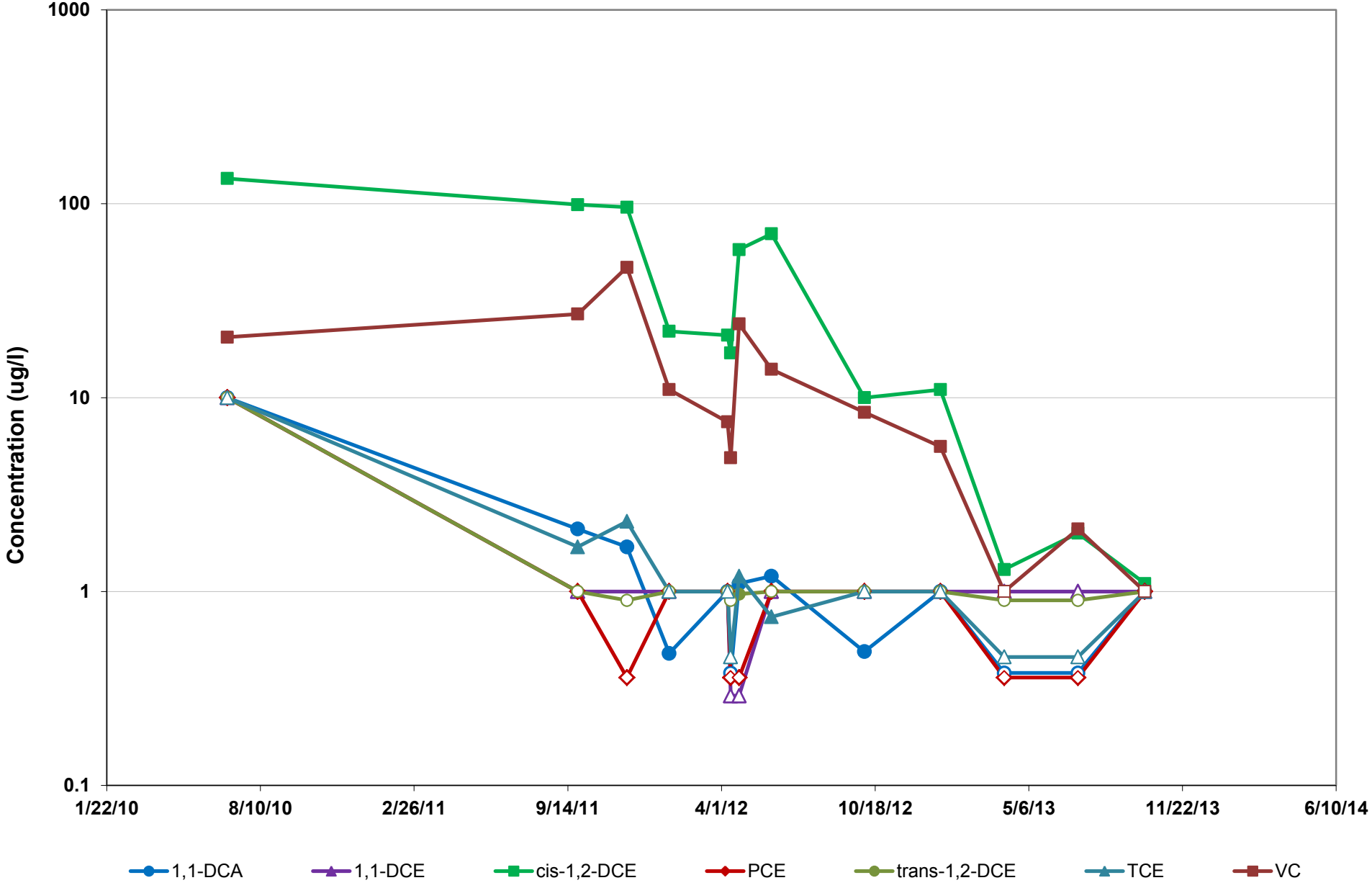

ARCADIS

Non-detect sample results are represented with open symbols.

Figure 4-3b

Figure 4-3b: Well A2-PZ-1 Groundwater Volatile Organic Compound Concentration Trends
Former Lockheed Martin Facility, Utica, New York

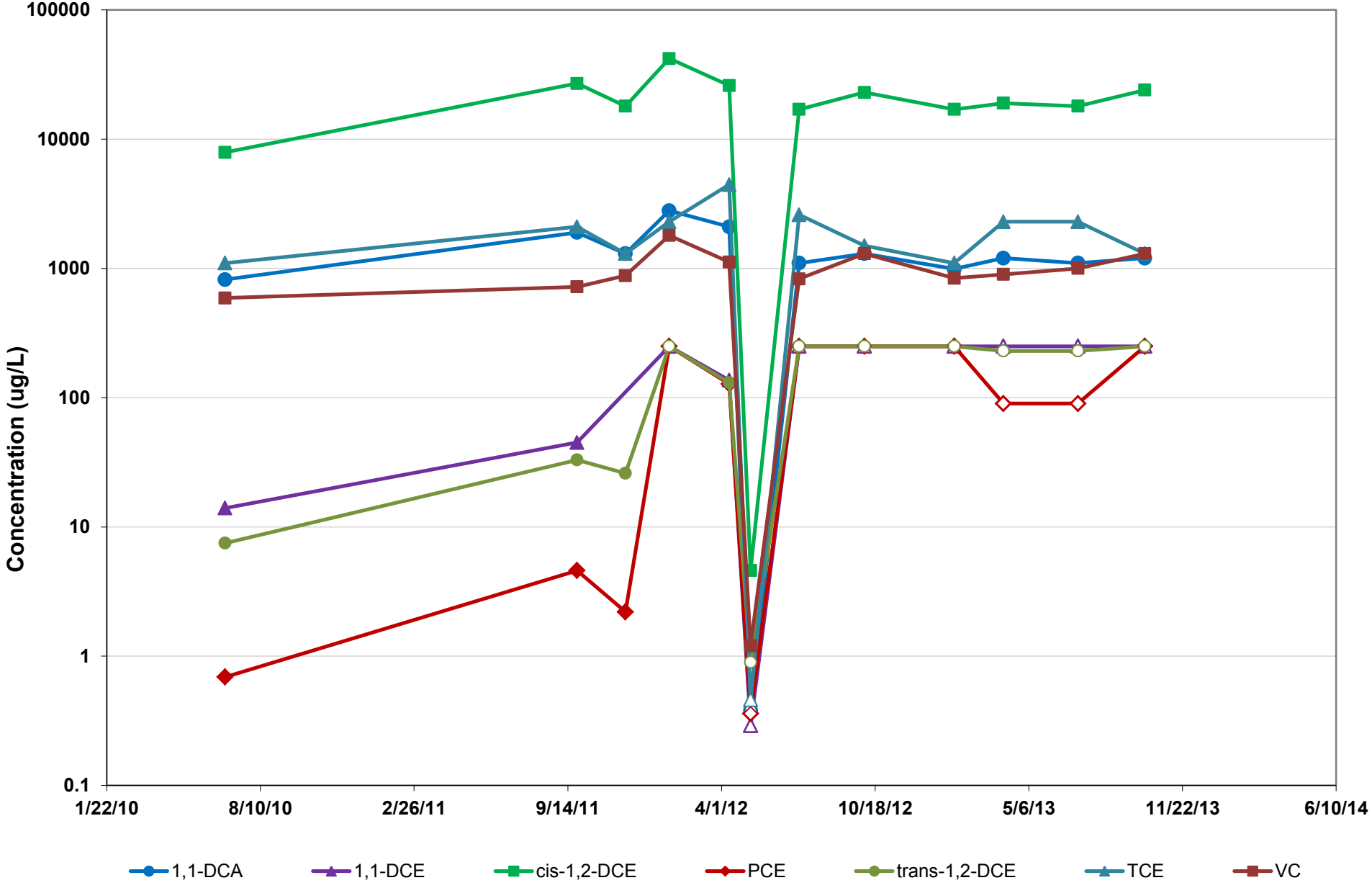

ARCADIS

Non-detect sample results are represented with open symbols.

Figure 4-3c

Figure 4-3c: Well A2-PZ-2 Groundwater Volatile Organic Compound Concentration Trends
Former Lockheed Martin Facility, Utica, New York

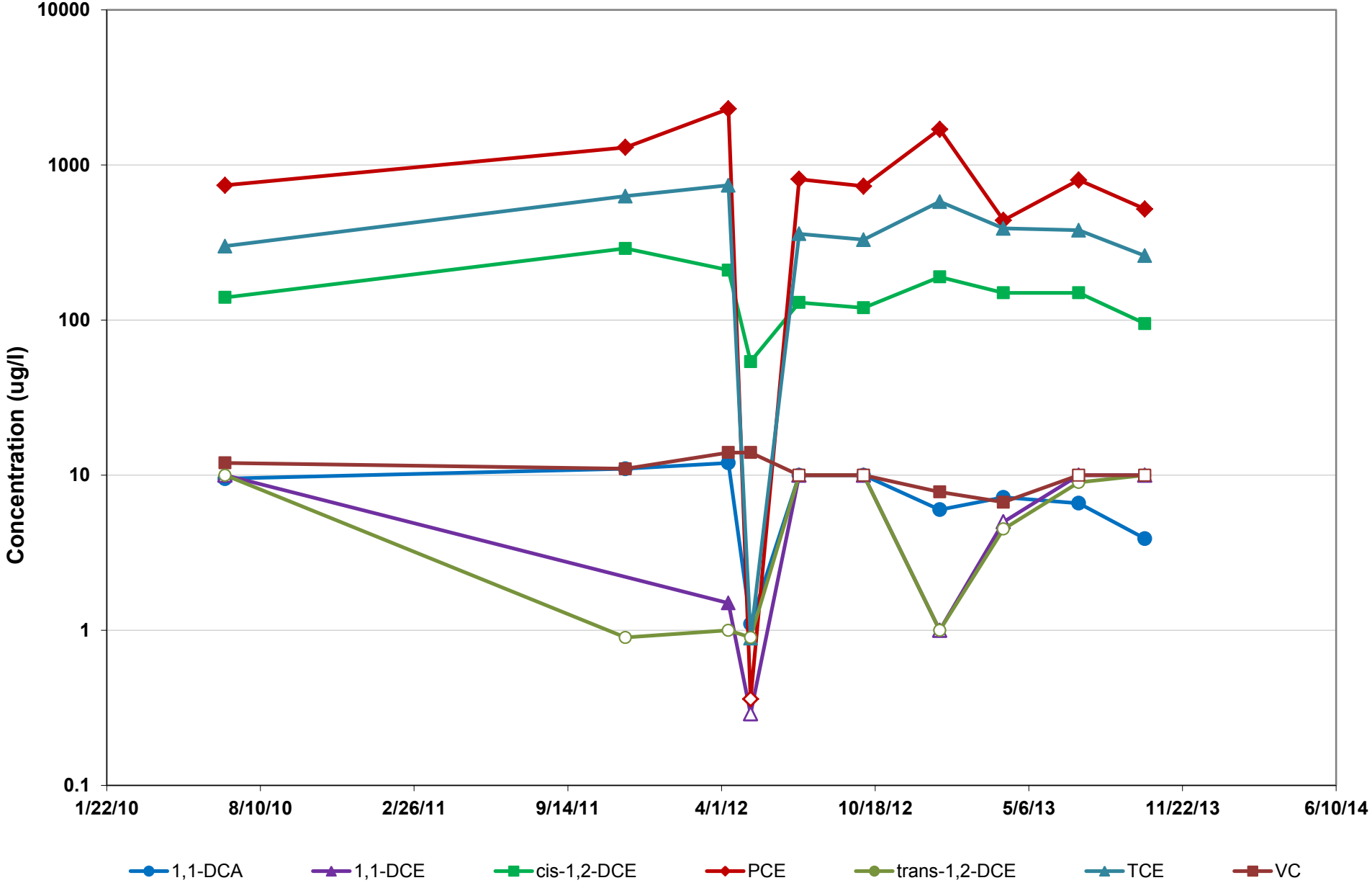

ARCADIS

Non-detect sample results are represented with open symbols.

Figure 4-3d

Figure 4-3d: Well MW-1 Groundwater Volatile Organic Compound Concentration Trends
Former Lockheed Martin Facility, Utica, New York

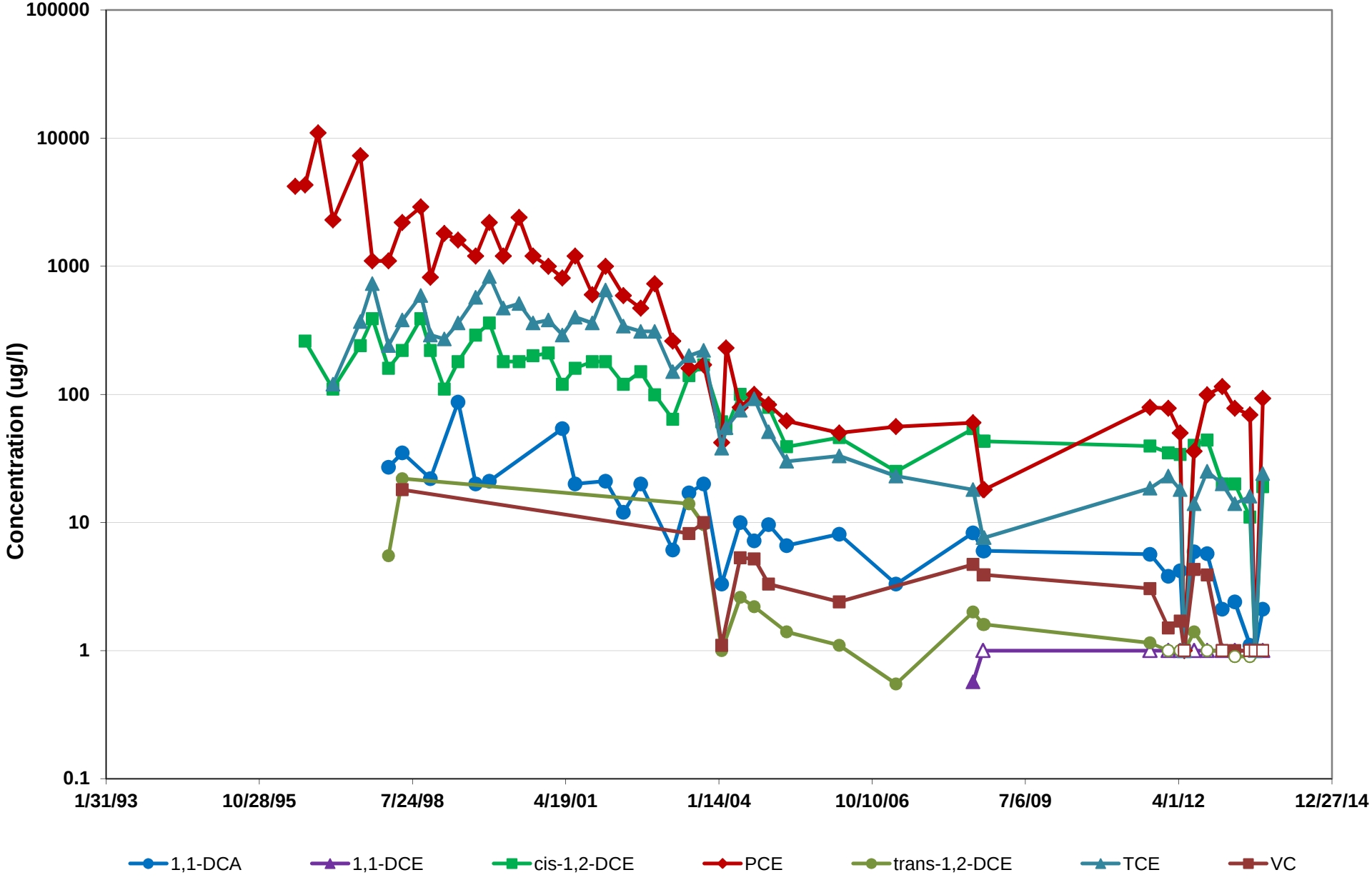

ARCADIS

Non-detect sample results are represented with open symbols.

Figure 4-3e

Figure 4-3e: Well MW-3 Groundwater Volatile Organic Compound Concentration Trends
Former Lockheed Martin Facility, Utica, New York

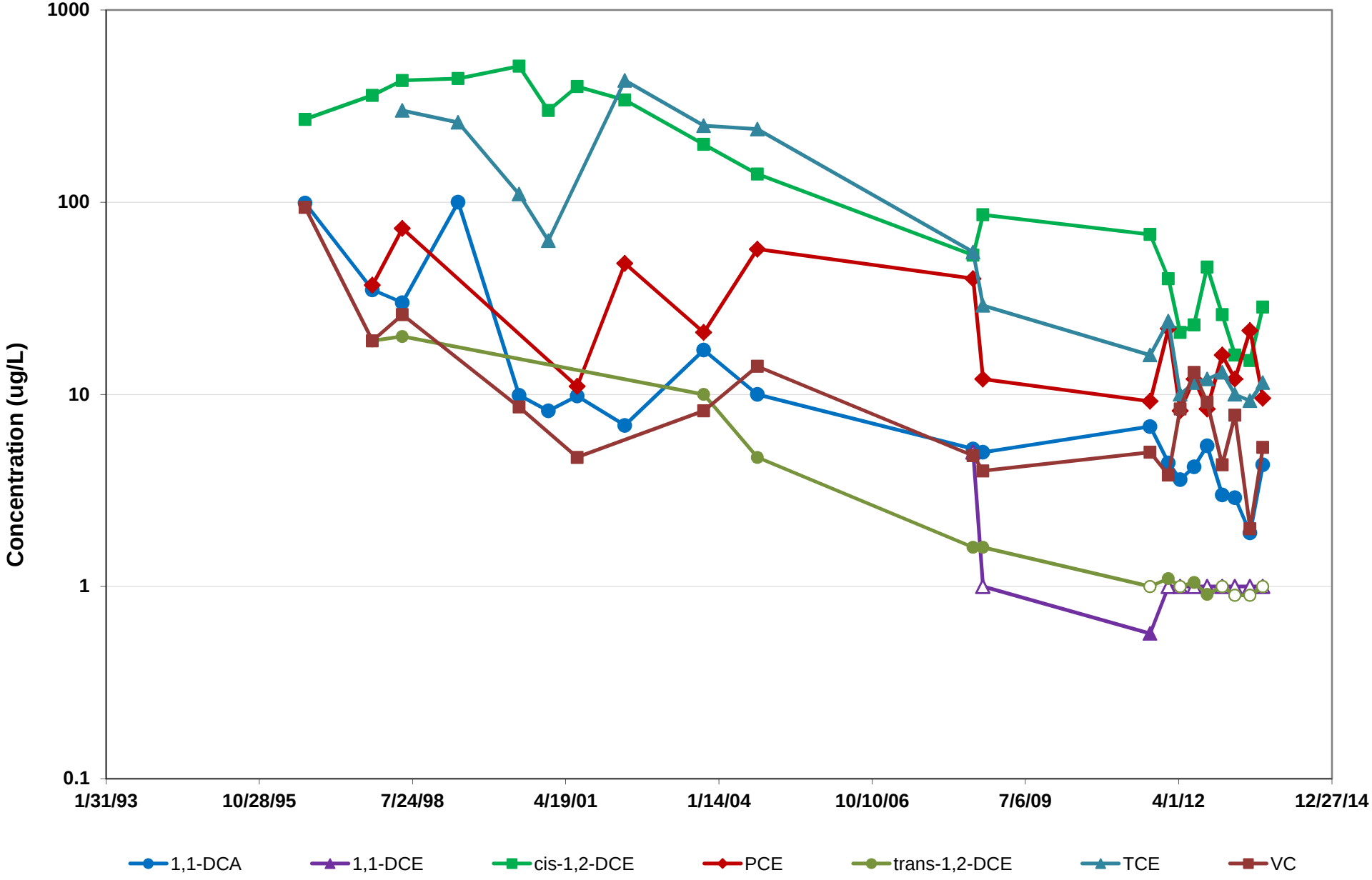

ARCADIS

Non-detect sample results are represented with open symbols.

Figure 4-3f

Figure 4-3f: Well MW-18 Groundwater Volatile Organic Compound Concentration Trends
Former Lockheed Martin Facility, Utica, New York

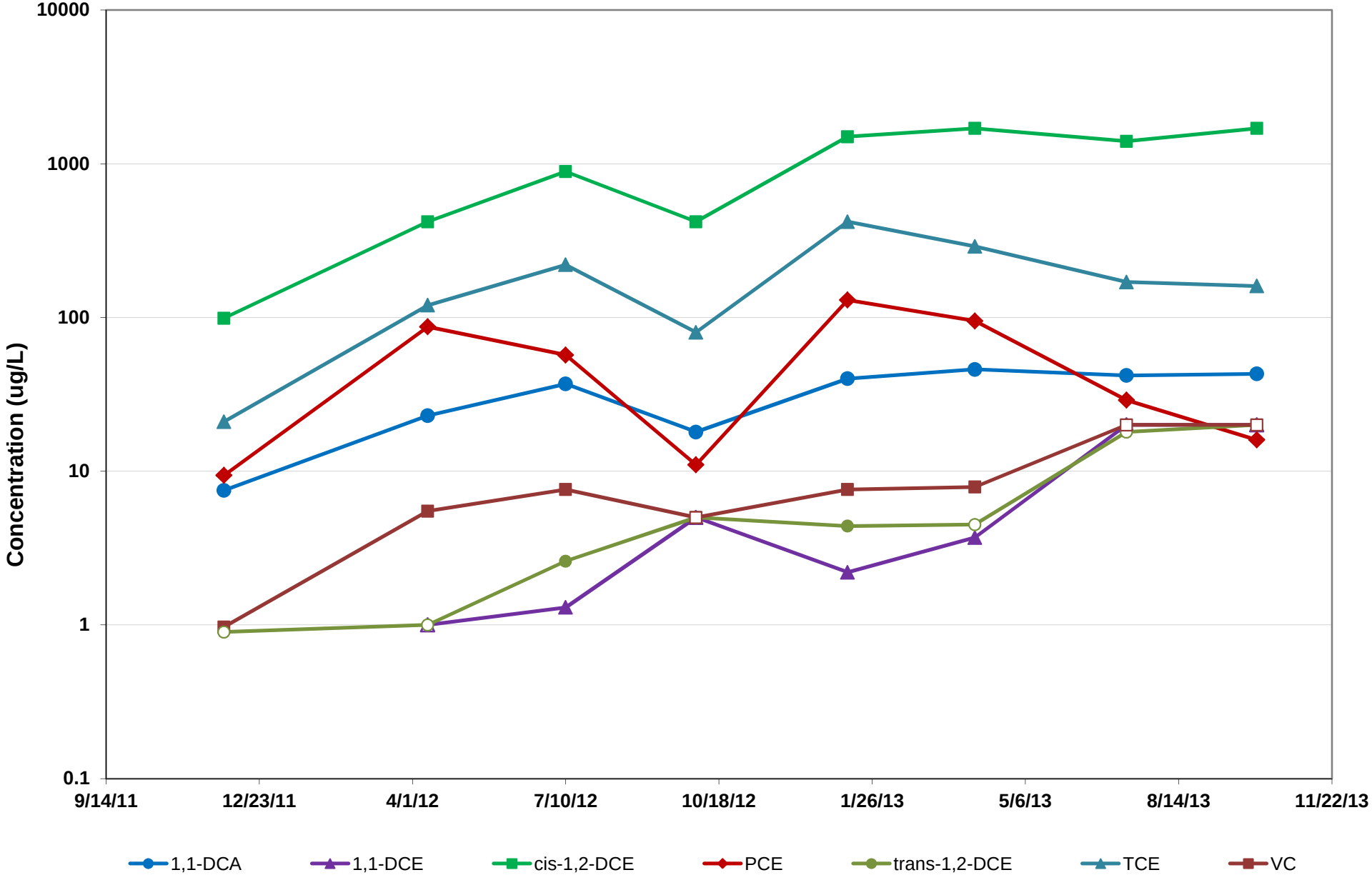

ARCADIS

Non-detect sample results are represented with open symbols.

Figure 4-3g

Figure 4-3g: Well PZ-5 Groundwater Volatile Organic Compound Concentration Trends
Former Lockheed Martin Facility, Utica, New York

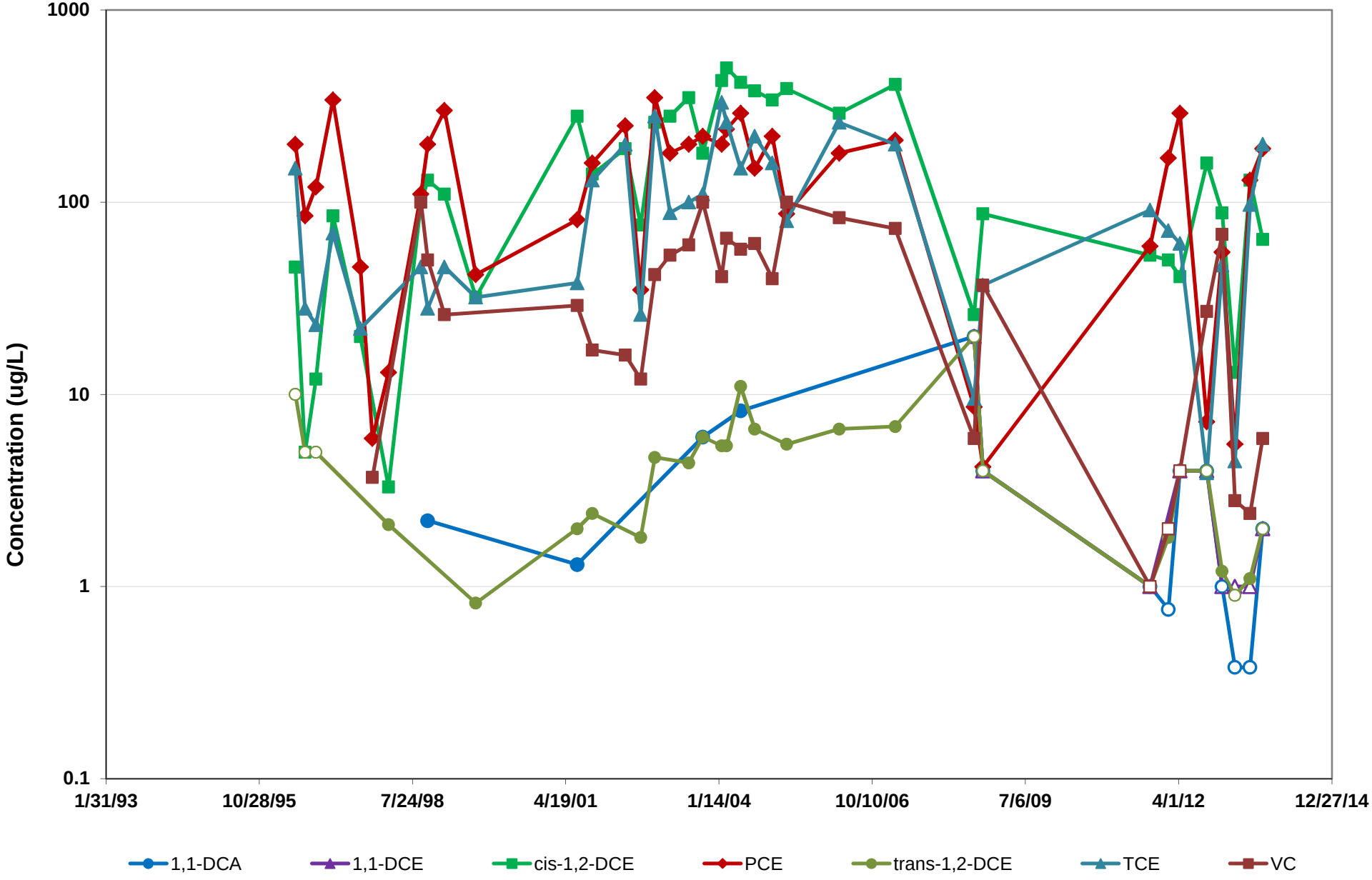

ARCADIS

Non-detect sample results are represented with open symbols.

Figure 4-3h

Figure 4-3h: Well PZ-6 Groundwater Volatile Organic Compound Concentration Trends
Former Lockheed Martin Facility, Utica, New York

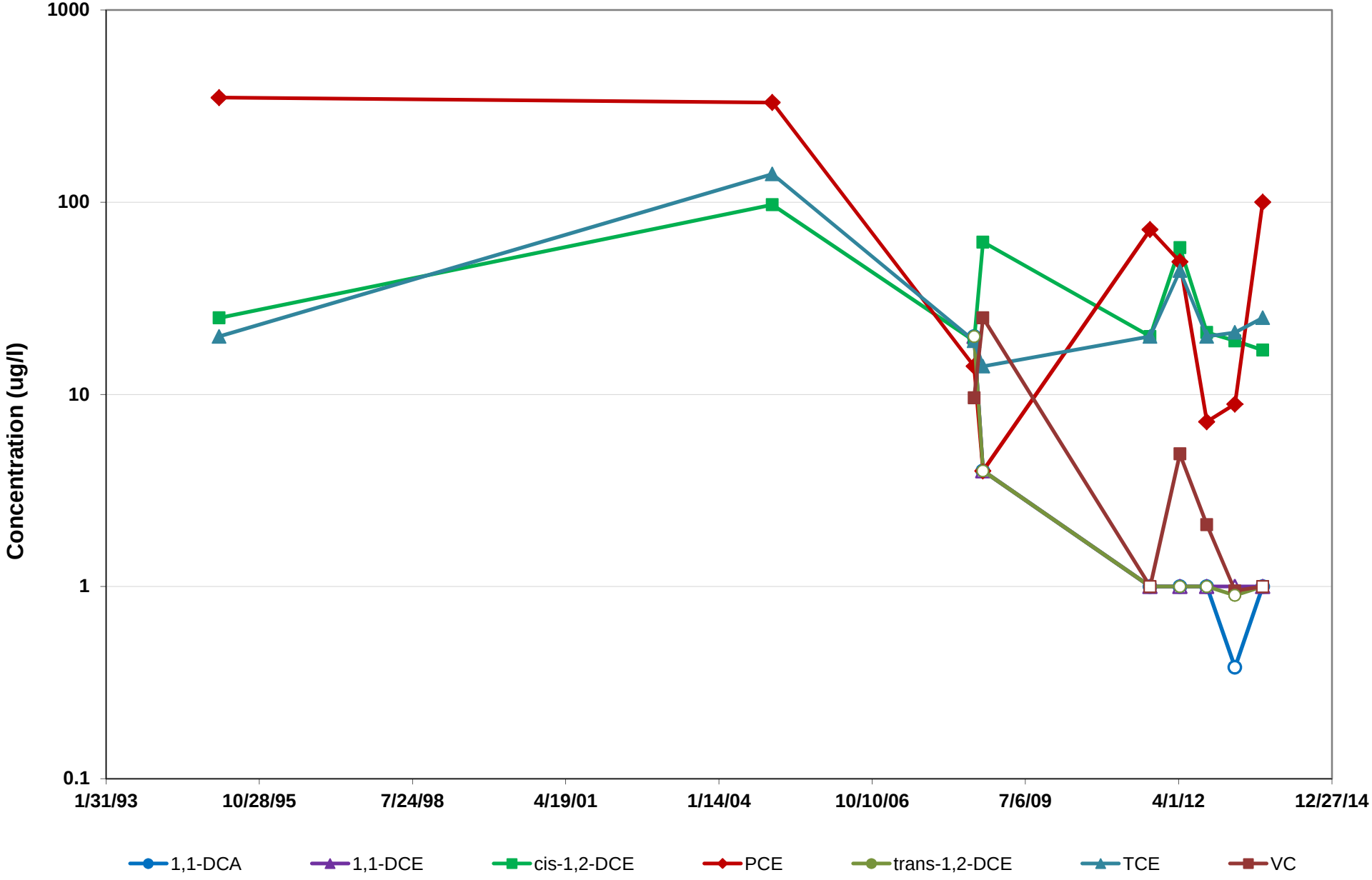

ARCADIS

Non-detect sample results are represented with open symbols.

Figure 4-3i

Figure 4-3i: Well PZ-8 Groundwater Volatile Organic Compound Concentration Trends
Former Lockheed Martin Facility, Utica, New York

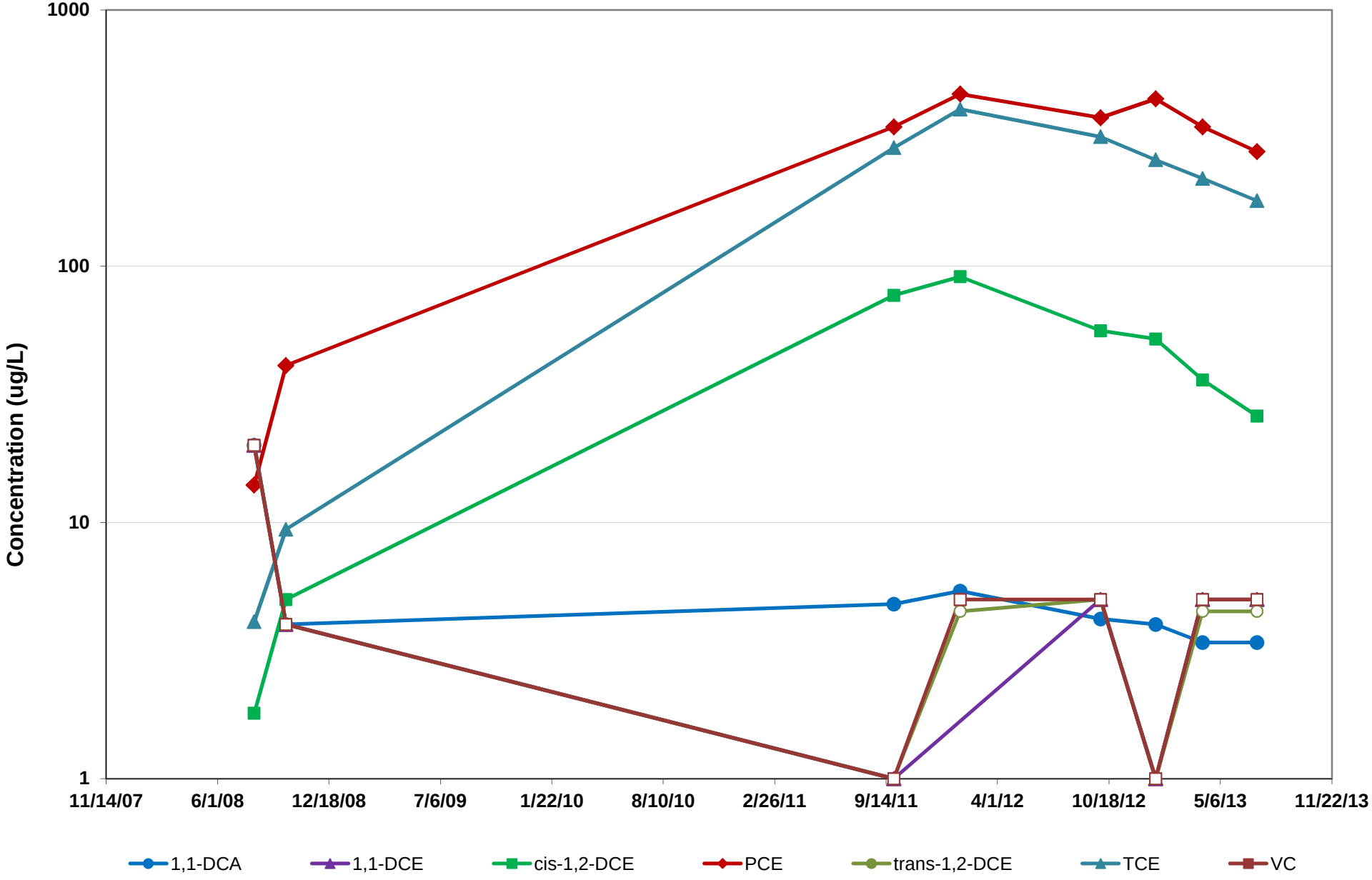

ARCADIS

Non-detect sample results are represented with open symbols.

Figure 4-3j

Figure 4-3j: Well PZ-11R Groundwater Volatile Organic Compound Concentration Trends
Former Lockheed Martin Facility, Utica, New York

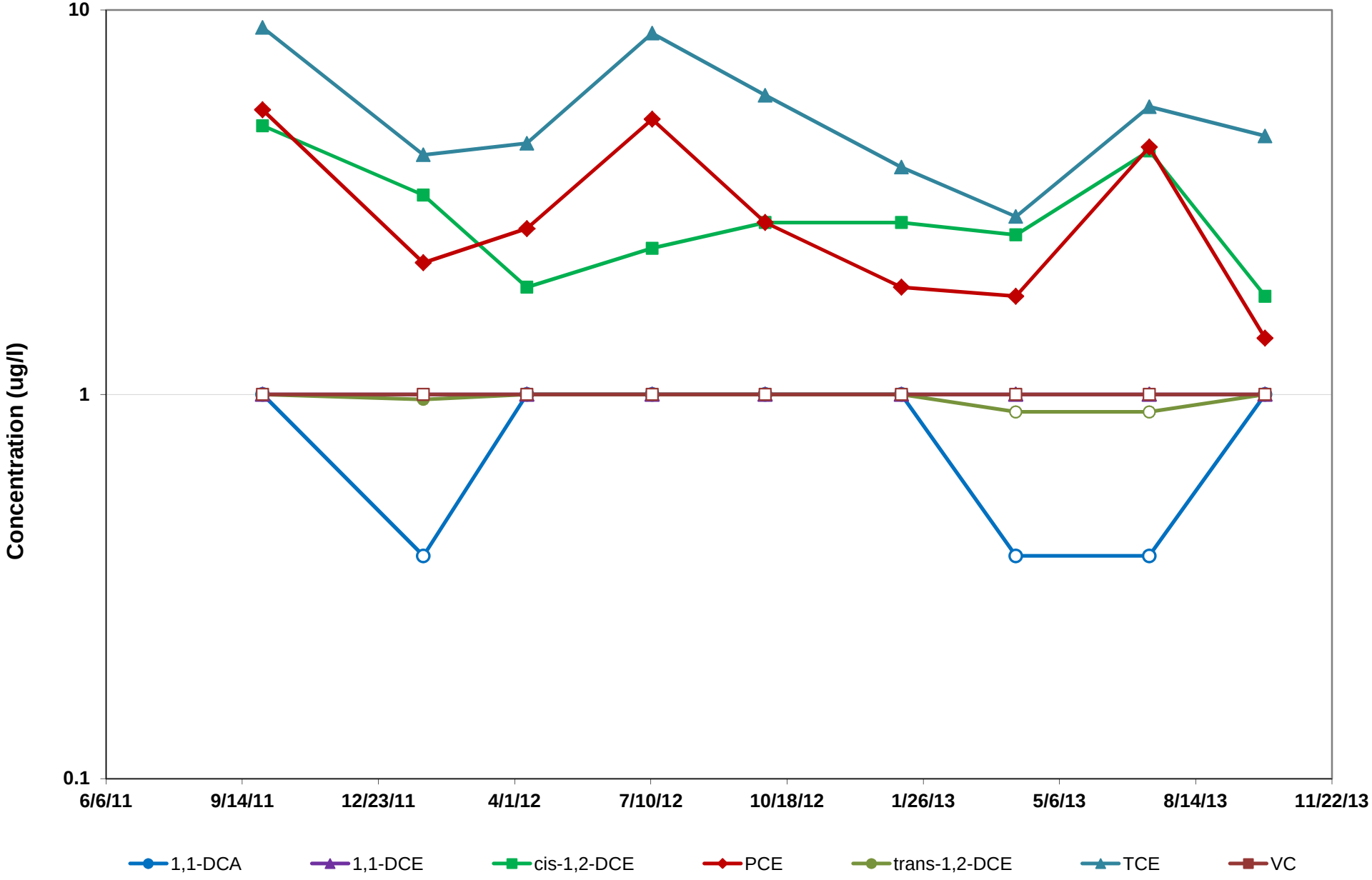

ARCADIS

Non-detect sample results are represented with open symbols.

Table 4-1

Table 4-1
Groundwater Monitoring Data - September 2011 to October 2013

Former Lockheed Martin French Road Facility
Utica, New York

	Wells ID	Tetrachloroethene									Trichloroethene								
NYSDEC TOGS Guidance Value		5									5								
Sampling Date		Sep-11	Jan-12	Apr-12	Jul-12	Oct-12	Jan-13	Apr-13	Jul-13	Oct-13	Sep-11	Jan-12	Apr-12	Jul-12	Oct-12	Jan-13	Apr-13	Jul-13	Oct-13
Objective 1	MW-1	**77 [81]**	**78**	**50**	**36**	**99**	**110D [120D]**	**70 [78]**	**69**	**93**	**18 [19]**	**23**	**18**	**14**	**25**	**20 [20]**	**14 [14]**	**16**	**24**
	MW-3	**9.2**	**22**	**8.2**	**12[12]**	**8.4**	**16**	**12**	**21 [22]**	**9.6 [9.5]**	**16**	**24**	**10**	**12 [11]**	**12**	**13**	**10**	**8.9 [9.6]**	**11 [12]**
	MW-18	--	--	**64 D**	**57**	**11**	**130 D**	**95**	**29**	**16 J**	--	--	**120 D**	**220**	**80**	**420 D**	**290**	**170**	**160**
	MW-20	--	--	7.2U	5.0 U	1.0 U	1.0 U	0.36 U	0.36 U	1.0 UJ	--	--	**170**	2.6 J	1.0 U	1.0 U	0.46 U	0.46 U	1.0 UJ
	PZ-5	**59**	**170**	**290**	NS	**7.2**	**55**	**5.5**	**130**	**190**	**91 D**	**52**	**61**	NS	3.9 J	47	4.5	**97**	**200**
	PZ-6	**72**	**--**	**49**	**--**	**7.2**	--	**8.9**	--	**100 D**	**20**	**--**	**44**	**--**	**20**	--	**21**	--	**25**
	PZ-8	**350 D**	**470**	NS	NS	**380**	**450 D**	**350**	**280**	NS	**290 D**	**410**	NS	NS	**320**	**260 D**	**220**	**180**	NS
	PZ-11R	**5.5**	2.2	2.7	**5.2**	2.8	1.9	1.8	4.4	1.4	**9.0**	4.2	4.5	**8.7**	**6**	3.9	2.9	**5.6**	4.7
	PZ-13R	1.7	0.98 J	0.75 J	1.1	0.59 J	1.0 U	0.57	0.92	0.59 J	**5.5**	3.7	3.9	4.3	3.5	3.2 J	2.8	4.1	4.2
	A1-PZ-2	1.0 U	1.0 U	1.0 U	1.0 U	1.0 U	1.0 U	0.36 U	0.36 U	1.0 U	1.7	1.0 U	1.2	1.0 U	1.0 U	1.0 U	0.46 U	0.46 U	1.0 U
	A2-PZ-1	5	250 U	250 U **[5.3]**	250 U	250 U	1.0 U	90 U	90 U	250 U	**2100 D**	**2300**	**4100 [4800]**	**2600**	**1500**	**1100**	**2300**	**2300**	**1300**
	A2-PZ-2	--	--	**2300 D**	**810**	**730**	**1700 D**	**440 D**	**800**	**520**	**--**	**--**	**740 D**	**360**	**330**	**580 D**	**390**	**380**	**260**
	A2-PZ-7	**360 D**	**--**	--	--	--	--	--	--	--	**280 D**	**--**	--	--	--	--	--	--	--
Objective 2	MW-5	1.0 U	**--**	1.0 U	--	0.55 J	--	0.36 U	--	1.0 UJ	1.0 U	**--**	1.0 U	--	1.0 U	--	0.46 U	--	1.0 UJ
	MW-13S	1.0 U	NS	NS	NS	NS	1.0 U	0.36 U	0.36 U	NS	1.0 U	NS	NS	NS	NS	1.0 U	0.46 U	0.46 U	NS
	MW-14BR	1.0 U	**--**	--	--	1.0 U	--	--		1.0 U	1.0 U	**--**	--	--	1.0 U	--	--	--	1.0 U
	MW-21	--	**--**	1.0 U	1.0 U	1.0 U	1.0 U	0.36 U	0.36 U	1.0 U	--	--	1.0 U	1.0 U	1.0 U	1.0 U	0.46 U	0.46 U	1.0 U
	PZ-18	1.0 U	**--**	--	--	0.41 J	--	--	--	1.0 U	1.0 U	**--**	--	--	1.0 U	--	--	--	1.0 U
	PZ-26	1.0 U	**--**	--	--	1.0 U	--	--	--	1.0 U	1.0 U	**--**	--	--	1.0 U	--	--	--	1.0 U
Objective 3	MW-2	1.0 U	**--**	--	--	1.0 U	--	--	--	1.0 U	1.0 U	**--**	--	--	1.0 U	--	--	--	1.0 U
	MW-4	1.0 U	**--**	--	--	1.0 U	--	--	--	1.0 U	1.0 U	**--**	--	--	1.0 U	--	--	--	1.0 U
	MW-10	1.0 U	**--**	--	--	1.0 U	--	--	--	1.0 U [1.0 U]	2.5	--	--	--	1.7	--	--	--	0.72 J [0.79 J]
	PZ-7	1.0 U	**--**	1.0 U	--	1.0 U	--	0.36 U	--	1.0 U	0.58 J	**--**	1.0 U	--	1.0 U	--	0.46 U	--	1.0 U

Table 4-1
Groundwater Monitoring Data - September 2011 to October 2013

Former Lockheed Martin French Road Facility
Utica, New York

	Wells ID	cis-1,2 Dichloroethene									trans 1,2-Dichloroethene								
NYSDEC TOGS Guidance Value		5									5								
Sampling Date		Sep-11	Jan-12	Apr-12	Jul-12	Oct-12	Jan-13	Apr-13	Jul-13	Oct-13	Sep-11	Jan-12	Apr-12	Jul-12	Oct-12	Jan-13	Apr-13	Jul-13	Oct-13
Objective 1	MW-1	**40 [39]**	**35**	**34**	**40**	**44**	**20 [20]**	**19 [20]**	**11**	**19 J**	1.0 U [1.3]	1.0 U	1.0 U	1.4	1.0 U	1.0 U	0.90 U	0.90 U	1.0 U
	MW-3	**68**	**40**	**21**	**23 [23]**	**46**	**26**	**16**	**15 [15]**	**28 [29]**	1.0 U	1.1	1.0 U	1.1 [1]	0.91 J	1.0 U	0.90 U	0.90 U [0.90 U]	1.0 U [1.0 U]
	MW-18	--	--	**420 D**	**890**	**420**	**1500 D**	**1700 D**	**1400**	**1700**	--	--	1.0 U	2.6	5.0 U	4.4	4.5 U	18 U	20 U
	MW-20	--	--	**1400 J**	**890 D**	1.0 U	1.0 U	1.2	0.93	1.0 UJ	--	--	**18 J**	**22**	**7.1**	1.0 U	4.3	3.9	3.6 J
	PZ-5	**53**	**41**	**41**	NS	**160**	**88**	**13**	**130**	**64**	1.0 U	3.6 U	4.0 U	NS	4.0 U	1.2	0.90 U	1.1	2.0 U
	PZ-6	**20**	--	**58**	--	**21**	--	**19**	--	**17**	1.0 U	--	1.0 U	--	1.0 U	--	0.90 U	--	1.0 U
	PZ-8	**77**	**91**	NS	NS	**56**	**52**	**36**	**26**	NS	1.0 U	4.5 U	NS	NS	5.0 U	1	4.5 U	4.5 U	NS
	PZ-11R	**5.0**	3.3	1.9	2.4	2.8	2.8	2.6	4.3	1.8	1.0 U	0.97	1.0 U	1.0 U	1.0 U	1.0 U	0.9 U	0.90 U	1.0 U
	PZ-13R	2.4	1.1	1.2	1.7	1.9		0.81 U	1.3	1.7	1.0 U	1.0 U	1.0 U	1.0 U	1.0 U	1.0 U	0.9 U	0.90 U	1.0 U
	A1-PZ-2	**99**	**22**	**58**	**57**	**10**	**11**	1.3	2	1.1	1.0 U	1.0 U	1.0 U	1.0 U	1.0 U	1.0 U	0.9 U	0.90 U	1.0 U
	A2-PZ-1	**27000 D**	**42000 D**	**24000 [28000 D]**	**17000**	**23000**	**17000**	**19000**	**18000**	**24000**	**33**	250 U	250 U **[11]**	250 U	250 U	1.0 U	230 U	230 U	250 U
	A2-PZ-2	--	--	**210 D**	**130**	**120**	**190 D**	**150**	**150**	**95**	--	--	1.0 U	10 U	10 U	1.0 U	4.5 U	9.0 U	10 U
	A2-PZ-7	**120 D**	--	--	--	--	--	--	--	--	1.0 U	--	--	--	--	--	--	--	--
Objective 2	MW-5	1.0 U	--	1.0 U	--	1.0 U	--	0.81 U	--	1.0 UJ	1.0 U	--	1.0 U	--	1.0 U	--	0.9 U	--	1.0 UJ
	MW-13S	1.0 U	NS	NS	NS	NS	1.0 U	0.81 U	0.81 U	NS	1.0 U	NS	NS	NS	NS	1.0 U	0.9 U	0.90 U	NS
	MW-14BR	1.0 U	--	--	--	1.0 U	--	--	--	1.0 U	1.0 U	--	--	--	1.0 U	--	--	--	1.0 U
	MW-21	--	--	1.0 U	1.0 U	1.0 U	1.0 U	0.81 U	0.81 U	1.0 U	--	--	1.0 U	1.0 U	1.0 U	1.0 U	0.9 U	0.90 U	1.0 U
	PZ-18	0.85 J	--	--	--	1.0 U	--	--	--	1.0 U	1.0 U	--	--	--	1.0 U	--	--	--	1.0 U
	PZ-26	1.0 U	--	--	--	1.0 U	--	--	--	1.0 U	1.0 U	--	--	--	1.0 U	--	--	--	1.0 U
Objective 3	MW-2	**13**	--	--	--	**14**	--	--	--	**13**	2.0	--	--	--	1.7	--	--	--	2
	MW-4	3.3	--	--	--	4.6	--	--	--	4.4	1.0 U	--	--	--	1.0 U	--	--	--	1.0 U
	MW-10	**53**	--	--	--	**45**	--	--	--	**35 [34]**	3.4	--	--	--	3.2	--	--	--	2.3 [2.4]
	PZ-7	1.0 U	--	1.0 U	--	1.0 U	--	0.81 U	--	1.0 U	1.0 U	--	1.0 U	--	1.0 U	--	0.9 U	--	1.0 U

Table 4-1
Groundwater Monitoring Data - September 2011 to October 2013

Former Lockheed Martin French Road Facility
Utica, New York

	Wells ID	Vinyl Chloride									1,1,1-Trichloroethane								
NYSDEC TOGS Guidance Value		2									5								
Sampling Date		Sep-11	Jan-12	Apr-12	Jul-12	Oct-12	Jan-13	Apr-13	Jul-13	Oct-13	Sep-11	Jan-12	Apr-12	Jul-12	Oct-12	Jan-13	Apr-13	Jul-13	Oct-13
Objective 1	MW-1	**3.1 [3]**	1.5	1.7	**4.3**	**3.9**	1.0 U	1.0 U [1.0]	1.0 U	1.0 U	1.0 U [1.0 U]	1.0 U	1.0 U	1.0 U	1.0 U	1.0 U	0.82 U [0.82 U]	0.82 U	1.0 U
	MW-3	**5**	**3.8**	**8.4**	**13 [13]**	**9.1**	**4.3**	**7.8**	2.0 [2.0]	**5.2 [5.4]**	1.0 U	1.0 U	1.0 U	1.0 U [1.0 U]	1.0 U	1.0 U	0.82 U	0.82 U [0.82 U]	1.0 U [1.0 U]
	MW-18	--	--	**5.5**	**7.6**	5.0 U	**7.6**	**7.9**	20 U	20 U	--	--	1.0 U	1.0 U	5.0 U	1.0 U	4.1 U	16 U	20 U
	MW-20	--	--	63	**680 D**	1.9	1.0 U	0.96 J	1.0 U	1.0 UJ	--	--	16 U	5.0 U	1.0 U	1.0 U	0.82 U	0.82 U	1.0 UJ
	PZ-5	1.0 U	4.0 U	4.0 U	NS	**27**	**68**	**2.8**	**2.4**	**5.9**	1.0 U	3.3 U	4.0 U	NS	4.0 U	1.0 U	0.82 U	0.82 U	2.0 U
	PZ-6	1.0 U	--	**4.9**	--	**2.1**	--	0.95 J	--	1.0 U	1.0 U	--	1.0 U	--	1.0 U	--	0.82 U	--	1.0 U
	PZ-8	1.0 U	5.0 U	NS	NS	5.0 U	1.0 U	5.0 U	5.0 U	NS	1.0 U	4.1 U	NS	NS	5.0 U	1.0 U	4.1 U	4.1 U	NS
	PZ-11R	1.0 U	1.0 U	1.0 U	1.0 U	1.0 U	1.0 U	1.0 U	1.0 U	1.0 U	1.0 U	0.82 U	1.0 U	1.0 U	1.0 U	1.0 U	0.82 U	0.82 U	1.0 U
	PZ-13R	1.0 U	1.0 U	1.0 U	1.0 U	1.0 U	1.0 U	1.0 U	1.0 U	1.0 U	1.0 U	1.0 U	1.0 U	1.0 U	1.0 U	1.0 U	0.82 U	0.82 U	1.0 U
	A1-PZ-2	**27**	**11**	24	15	**8.4**	**5.6**	1.0 U	**2.1**	1.0 U	1.0 U	1.0 U	1.0 U	1.0 U	1.0 U	1.0 U	0.82 U	0.82 U	1.0 U
	A2-PZ-1	**720 D**	**1800**	940 **[1300 D]**	**830**	**1300**	**840**	**900**	**1000**	**1300**	1.0 U	250 U	250 U [1.0 U]	250 U	250 U	1.0 U	210 U	210 U	250 U
	A2-PZ-2	--	--	**14**	10 U	10 U	**7.8**	**6.7**	10 U	10 U	--	--	1.0 U	10 U	10 U	1.0 U	4.1 U	8.2 U	1.0 U
	A2-PZ-7	**6.5**	--	--	--	--	--	--	--	--	1.0 U	--	--	--	--	--	--	--	1.0 U
Objective 2	MW-5	1.0 U	--	1.0 U	--	1.0 U	--	1.0 U	--	1.0 UJ	1.0 U	--	1.0 U	--	1.0 U	--	0.82 U	--	1.0 UJ
	MW-13S	1.0 U	NS	NS	NS	NS	1.0 U	1.0 U	1.0 U	NS	1.0 U	NS	NS	NS	NS	1.0 U	0.82 U	0.82 U	NS
	MW-14BR	1.0 U	--	--	--	1.0 U	--	--	--	1.0 U	1.0 U	--	--	--	1.0 U	--	--	--	1.0 U
	MW-21	--	--	**9.3**	**6.5**	**13**	1.0 U	**2.1**	**5**	**5.2**	--	--	1.0 U	1.0 U	1.0 U	1.0 U	0.82 U	0.82 U	1.0 U
	PZ-18	1.0 U	--	--	--	1.0 U	--	--	--	1.0 U	1.0 U	--	--	--	1.0 U	--	--	--	1.0 U
	PZ-26	1.0 U	--	--	--	1.0 U	--	--	--	1.0 U	1.0 U	--	--	--	1.0 U	--	--	--	1.0 U
Objective 3	MW-2	**33**	--	--	--	**38**	--	--	--	**25**	1.0 U	--	--	--	1.0 U	--	--	--	1.0 U
	MW-4	1.4	--	--	--	**4.8**	--	--	--	**4.2**	1.0 U	--	--	--	1.0 U	--	--	--	1.0 U
	MW-10	**23**	--	--	--	**38**	--	--	--	**20 [20]**	1.0 U	--	--	--	1.0 U	--	--	--	1.0 U [1.0 U]
	PZ-7	1.0 U	--	1.0 U	--	1.0 U	--	1.0 U	--	1.0 U	1.0 U	--	1.0 U	--	1.0 U	--	0.82 U	--	1.0 U

Table 4-1
Groundwater Monitoring Data - September 2011 to October 2013

Former Lockheed Martin French Road Facility
Utica, New York

	Wells ID	1,1-Dichloroethane									1,2-Dichloroethane								
NYSDEC TOGS Guidance Value		5									0.6								
Sampling Date		Sep-11	Jan-12	Apr-12	Jul-12	Oct-12	Jan-13	Apr-13	Jul-13	Oct-13	Sep-11	Jan-12	Apr-12	Jul-12	Oct-12	Jan-13	Apr-13	Jul-13	Oct-13
Objective 1	MW-1	**5.8 [5.5]**	3.8	4.2	**5.9**	**5.7**	2.1 [2.1]	2.4 [2.4]	1.1	2.1	1.0 U [1.0 U]	1.0 U	1.0 U	1.0 U	1.0 U	1.0 U	1.0 U [1.0 U]	1.0 U	1.0 U
	MW-3	**6.8**	4.4	3.6	4.3 [4.1]	**5.4**	3	2.9	1.8 [2.0]	4.2 [4.4]	1.0 U	1.0 U	1.0 U	1.0 U [1.0 U]	1.0 U	1.0 U	1.0 U	1.0 U [1.0 U]	1.0 U [1.0 U]
	MW-18	--	--	**20 D**	**37**	**18**	**40**	**46**	**42**	**43**	--	--	1.0 U	1.0 U	5.0 U	1.0 U	5.0 U	20 U	20 U
	MW-20	--	--	7.6 U	**7.9**	0.41 J	1.0 U	0.38 U	0.7	1.0 UJ	--	--	15 U	5.0 U	1.0 U	1.0 U	1.0 U	1.0 U	1.0 UJ
	PZ-5	1.0 U	1.5 U	4.0 U	NS	4.0 U	1.0 U	0.38 U	0.38 U	2.0 U	1.0 U	0.76 U	4.0 U	NS	4.0 U	1.0 U	1.0 U	1.0 U	2.0 U
	PZ-6	1.0 U	--	1.0 U	--	1.0 U	--	0.38 U	--	1.0 U	1.0 U	--	1.0 U	--	1.0 U	--	1.0 U	--	1.0 U
	PZ-8	4.8	**5.4**	NS	NS	4.2 J	4	3.4	3.4	NS	1.0 U	5.0 U	NS	NS	5.0 U	1.0 U	5.0 U	5.0 U	NS
	PZ-11R	1.0 U	0.38 U	1.0 U	1.0 U	1.0 U	1.0 U	0.38 U	0.38 U	1.0 U	1.0 U	1.0 U	1.0 U	1.0 U	1.0 U	1.0 U	1.0 U	1.0 U	1.0 U
	PZ-13R	1.0 U	1.0 U	1.0 U	1.0 U	1.0 U	1.0 U	0.38 U	0.38 U	1.0 U	1.0 U	1.0 U	1.0 U	1.0 U	1.0 U	1.0 U	1.0 U	1.0 U	1.0 U
	A1-PZ-2	2.1	0.48 J	1.1	1.3	0.49 J	1.0 U	0.38 U	0.38 U	1.0 U	1.0 U	1.0 U	1.0 U	1.0 U	1.0 U	1.0 U	1.0 U	1.0 U	1.0 U
	A2-PZ-1	**1900 D**	**2800**	**1900 [2300 D]**	**1100**	**1300**	**990**	**1200**	**1100**	**1200**	**5**	250 U	250 U [1.0 U]	250 U	250 U	1.0 U	250 U	250 U	250 U
	A2-PZ-2	--	--	**12**	10 U	10 U	6	7.2	**6.6**	3.9 J	--	--	1.0 U	10 U	10 U	1.0 U	5.0 U	10 U	10 U
	A2-PZ-7	**9.8**	--	--	--	--	--	--		--	1.0 U	--	--	--	--	--	--	--	--
Objective 2	MW-5	0.69 J	--	1.0 U	--	1.0 U	--	0.38 U	--	1.0 UJ	1.0 U	--	1.0 U	--	1.0 U	--	1.0 U	--	1.0 UJ
	MW-13S	2.4	NS	NS	NS	NS	1.1	1.4	2	NS	1.0 U	NS	NS	NS	NS	1.0 U	1.0 U	1.0 U	NS
	MW-14BR	1.0 U	--	--	--	1.0 U	--	--	--	1.0 U	1.0 U	--	--	--	1.0 U	--	--	--	1.0 U
	MW-21	--	--	1.0 U	1.0 U	1.0 U	1.0 U	0.38 U	0.38 U	1.0 U	--	--	1.0 U	1.0 U	1.0 U	1.0 U	1.0 U	1.0 U	1.0 U
	PZ-18	1.0 U	--	--	--	1.0 U	--	--	--	1.0 U	1.0 U	--	--	--	1.0 U	--	--	--	1.0 U
	PZ-26	1.0 U	--	--	--	1.0 U	--	--	--	1.0 U	1.0 U	--	--	--	1.0 U	--	--	--	1.0 U
Objective 3	MW-2	**5.9**	--	--	--	4.9	--	--	--	4.7	1.0 U	--	--	--	1.0 U	--	--	--	1.0 U
	MW-4	0.70 J	--	--	--	1.0	--	--	--	0.78 J	1.0 U	--	--	--	1.0 U	--	--	--	1.0 U
	MW-10	2.6	--	--	--	3.5	--	--	--	2.9 [3.0]	1.0 U	--	--	--	1.0 U	--	--	--	1.0 U [1.0 U]
	PZ-7	0.83 J	--	0.69 J	--	0.58 J	--	0.57	--	0.45 J	1.0 U	--	1.0 U	--	1.0 U	--	1.0 U	--	1.0 U

Table 4-1
Groundwater Monitoring Data - September 2011 to October 2013

Former Lockheed Martin French Road Facility
Utica, New York

	Wells ID	1,1-Dichloroethene									1,1,2,Trichloroethane								
NYSDEC TOGS Guidance Value		5									1								
Sampling Date		Sep-11	Jan-12	Apr-12	Jul-12	Oct-12	Jan-13	Apr-13	Jul-13	Oct-13	Sep-11	Jan-12	Apr-12	Jul-12	Oct-12	Jan-13	Apr-13	Jul-13	Oct-13
Objective 1	MW-1	1.0 U [1.0 U]	1.0 U	1.0 U	1.0 U	1.0 U	1.0 U	1.0 U [1.0 U]	1.0 U	1.0 U	1.0 U [1.0 U]	1.0 U	1.0 U	1.0 U	1.0 U	1.0 U	1.0 U [1.0 U]	1.0 U	1.0 U
	MW-3	0.57 J	1.0 U	1.0 U	1.0 U [1.0 U]	1.0 U	1.0 U	1.0 U	1.0 U [1.0 U]	1.0 U [1.0 U]	1.0 U	1.0 U	1.0 U	1.0 U [1.0 U]	1.0 U	1.0 U	1.0 U	1.0 U [1.0 U]	1.0 U [1.0 U]
	MW-18	--	--	1.0 U	1.3	5.0 U	2.2	3.7 J	20 U	20 U	--	--	1.0 U	1.0 U	5.0 U	1.0 U	5.0 U	20 U	20 U
	MW-20	--	--	5.8 U	5.0 U	1.0 U	1.0 U	1.0 U	1.0 U	1.0 UJ	--	--	4.6 U	5.0 U	1.0 U	1.0 U	1.0 U	1.0 U	1.0 UJ
	PZ-5	1.0 U	2.0 U	4.0 U	NS	4.0 U	1.0 U	1.0 U	1.0 U	2.0 U	1.0 U	2.0 U	4.0 U	NS	4.0 U	1.0 U	1.0 U	1.0 U	2.0 U
	PZ-6	1.0 U	--	1.0 U	--	1.0 U	--	1.0 U	--	1.0 U	1.0 U	--	1.0 U	--	1.0 U	--	1.0 U	--	1.0 U
	PZ-8	1.0 U	5.0 U	NS	NS	5.0 U	1.0 U	5.0 U	5.0 U	NS	1.0 U	5.0 U	NS	NS	5.0 U	1.0 U	5.0 U	5.0 U	NS
	PZ-11R	1.0 U	1.0 U	1.0 U	1.0 U	1.0 U	1.0 U	1.0 U	1.0 U	1.0 U	1.0 U	1.0 U	1.0 U	1.0 U	1.0 U	1.0 U	1.0 U	1.0 U	1.0 U
	PZ-13R	1.0 U	1.0 U	1.0 U	1.0 U	1.0 U	1.0 U	1.0 U	1.0 U	1.0 U	1.0 U	1.0 U	1.0 U	1.0 U	1.0 U	1.0 U	1.0 U	1.0 U	1.0 U
	A1-PZ-2	1.0 U	1.0 U	1.0 U	1.0 U	1.0 U	1.0 U	1.0 U	1.0 U	1.0 U	1.0 U	1.0 U	1.0 U	1.0 U	1.0 U	1.0 U	1.0 U	1.0 U	1.0 U
	A2-PZ-1	**45**	250 U	250 U **[23]**	250 U	250 U	1.0 U	250 U	250 U	250 U	**3**	250 U	250 U **[1.7]**	250 U	250 U	1.0 U	250 U	250 U	250 U
	A2-PZ-2	--	--	1.5	10 U	10 U	1.0 U	5.0 U	10 U	10 U	--	--	1.0 U	10 U	10 U	1.0 U	5.0 U	10 U	10 U
	A2-PZ-7	0.73 J	--	--	--	--	--	--	--	--	1.0 U	--	--	--	--	--	--	--	--
Objective 2	MW-5	1.0 U	--	1.0 U	--	1.0 U	--	1.0 U	--	1.0 UJ	1.0 U	--	1.0 U	--	1.0 U	--	1.0 U	--	1.0 UJ
	MW-13S	1.0 U	NS	NS	NS	NS	1.0 U	1.0 U	1.0 U	NS	1.0 U	NS	NS	NS	NS	1.0 U	1.0 U	1.0 U	NS
	MW-14BR	1.0 U	--	--	--	1.0 U	--	--	--	1.0 U	1.0 U	--	--	--	1.0 U	--	--	--	1.0 U
	MW-21	--	--	1.0 U	1.0 U	1.0 U	1.0 U	1.0 U	1.0 U	1.0 U	--	--	1.0 U	1.0 U	1.0 U	1.0 U	1.0 U	1.0 U	1.0 U
	PZ-18	1.0 U	--	--	--	1.0 U	--	--	--	1.0 U	1.0 U	--	--	--	1.0 U	--	--	--	1.0 U
	PZ-26	1.0 U	--	--	--	1.0 U	--	--	--	1.0 U	1.0 U	--	--	--	1.0 U	--	--	--	1.0 U
Objective 3	MW-2	1.0 U	--	--	--	1.0 U	--	--	--	1.0 U	1.0 U	--	--	--	1.0 U	--	--	--	1.0 U
	MW-4	1.0 U	--	--	--	1.0 U	--	--	--	1.0 U	1.0 U	--	--	--	1.0 U	--	--	--	1.0 U
	MW-10	1.0 U	--	--	--	1.0 U	--	--	--	1.0 U [1.0 U]	1.0 U	--	--	--	1.0 U	--	--	--	1.0 U [1.0 U]
	PZ-7	1.0 U	--	1.0 U	--	1.0 U	--	1.0 U	--	1.0 U	1.0 U	--	1.0 U	--	1.0 U	--	1.0 U	--	1.0 U

Table 4-1
Groundwater Monitoring Data - September 2011 to October 2013

Former Lockheed Martin French Road Facility
Utica, New York

	Wells ID	1,1,2-trichloro-1,2,2-trifluoroethane									Dichloro-difluoromethane								
NYSDEC TOGS Guidance Value		5									5								
Sampling Date		Sep-11	Jan-12	Apr-12	Jul-12	Oct-12	Jan-13	Apr-13	Jul-13	Oct-13	Sep-11	Jan-12	Apr-12	Jul-12	Oct-12	Jan-13	Apr-13	Jul-13	Oct-13
Objective 1	MW-1	1.0 U [1.0 U]	1.0 U	1.0 U	1.0 U	1.0 U	1.0 U	1.0 U [1.0 U]	1.0 U	1.0 UJ	1.0 U [1.0 U]	1.0 U	1.0 U	1.0 U	1.0 UJ	1.0 U	1.0 U [1.0 U]	1.0 U	1.0 U
	MW-3	1.0 U	1.0 U	1.0 U	1.0 U [1.0 U]	1.0 U	1.0 U	1.0 U	1.0 U [1.0 U]	1.0 UJ [1.0 U]	1.0 U	1.0 U	1.0 U	1.0 U [1.0 U]	1.0 UJ	1.0 U	1.0 U	1.0 U [1.0 U]	1.0 U [1.0 U]
	MW-18	--	--	1.2	1.0 U	5.0 U	1.0 U	5.0 U	20 U	20 UJ	--	--	1.0 U	1.0 U	5.0 UJ	0.96 J	5.0 U	20 U	20 U
	MW-20	--	--	6.2 U	5.0 U	1.0 U	1.0 U	1.0 U	1.0 U	1.0 UJ	--	--	14 UJ	5.0 J	1.0 UJ	1.0 U	1.0 U	1.0 U	1.0 UJ
	PZ-5	1.0 U	2.0 U	4.0 U	NS	4.0 U	1.0 U	1.0 U	1.0 U	2.0 UJ	1.0 U	4.0 U	4.0 U	NS	4.0 UJ	1.0 U	1.0 U	1.0 U	2.0 U
	PZ-6	1.0 U	--	1.0 U	--	1.0 U	--	1.0 U		1.0 UJ	1.0 U	--	1.0 U	--	1.0 UJ	--	1.0 U	--	1.0 U
	PZ-8	1.0 U	5.0 U	NS	NS	5.0 U	1.0 U	5.0 U	5.0 U	NS	1.0 U	5.0 U	NS	NS	5.0 UJ	1.0 U	5.0 U	5.0 U	NS
	PZ-11R	1.0 U	1.0 U	1.0 U	1.0 U	1.0 U	1.0 U	1.0 U	1.0 U	1.0 UJ	1.0 U	1.0 U	1.0 U	1.0 U	1.0 UJ	1.0 U	1.0 U	1.0 U	1.0 U
	PZ-13R	1.0 U	1.0 U	1.0 U	1.0 U	1.0 U	1.0 U	1.0 U	1.0 U	1.0 UJ	1.0 U	1.0 U	1.0 U	1.0 U	1.0 UJ	1.0 U	1.0 U	1.0 U	1.0 U
	A1-PZ-2	1.0 U	1.0 U	1.0 U	1.0 U	1.0 U	1.0 U	1.0 U	1.0 U	1.0 UJ	1.0 U	1.0 U	1.0 J	1.0 J	1.0 UJ	1.0 U	1.0 U	1.0 U	1.0 U
	A2-PZ-1	**1600 EJ**	**1900**	**1300 [1100 D]**	**940**	250 U	**680**	**400**	**850**	**550 J**	**960 E**	**1200**	**830 [740 D]**	250 U	250 UJ	1.0 U	250 U	250 U	**560 J**
	A2-PZ-2	--	--	1.0 U	10 U	10 U	1.0 U	5.0 U	10 U	10 U	--	--	1.0 U	10 U	10 UJ	1.0 U	5.0 U	10 U	10 U
	A2-PZ-7	1.0 U	--	--	--	--	--	--	--	--	1.0 U	--	--	--	--	--	--	--	--
Objective 2	MW-5	1.0 U	--	1.0 U	--	1.0 U	--	1.0 U	--	1.0 UJ	1.0 U	--	1.0 U	--	1.0 UJ	--	1.0 U	--	1.0 UJ
	MW-13S	1.0 U	NS	NS	NS	NS	1.0 U	1.0 U	1.0 U	NS	1.0 U	NS	NS	NS	NS	1.0 U	1.0 U	1.0 U	NS
	MW-14BR	1.0 U	--	--	--	1.0 U	--	--	--	1.0 UJ	1.0 U	--	--	--	1.0 UJ	--	--	--	1.0 U
	MW-21	--	--	1.0 U	1.0 U	1.0 U	1.0 U	1.0 U	1.0 U	1.0 UJ	--	--	1.0 U	1.0 U	1.0 UJ	1.0 U	1.0 U	1.0 U	1.0 U
	PZ-18	1.0 U	--	--	--	1.0 U	--	--	--	1.0 UJ	1.0 U	--	--	--	1.0 U	--	--	--	1.0 U
	PZ-26	1.0 U	--	--	--	1.0 U	--	--	--	1.0 U	1.0 U	--	--	--	1.0 U	--	--	--	1.0 U
Objective 3	MW-2	1.0 U	--	--	--	1.0 U	--	--	--	1.0 UJ	1.0 U	--	--	--	1.0 UJ	--	--	--	1.0 U
	MW-4	1.0 U	--	--	--	1.0 U	--	--	--	1.0 UJ	1.0 U	--	--	--	1.0 UJ	--	--	--	1.0 U
	MW-10	1.0 U	--	--	--	1.0 U	--	--	--	1.0 UJ [1.0 U]	1.0 U	--	--	--	1.0 UJ	--	--	--	1.0 U [1.0 U]
	PZ-7	1.0 U	--	1.0 U	--	1.0 U	--	1.0 U	--	1.0 UJ	1.0 U	--	1.0 U	--	1.0 U	--	1.0 U	--	1.0 U

Table 4-1
Groundwater Monitoring Data - September 2011 to October 2013

Former Lockheed Martin French Road Facility
Utica, New York

	Wells ID	Ethylbenzene									Toluene								
NYSDEC TOGS Guidance Value		5									5								
Sampling Date		Sep-11	Jan-12	Apr-12	Jul-12	Oct-12	Jan-13	Apr-13	Jul-13	Oct-13	Sep-11	Jan-12	Apr-12	Jul-12	Oct-12	Jan-13	Apr-13	Jul-13	Oct-13
Objective 1	MW-1	1.0 U [1.0 U]	1.0 U	1.0 U	1.0 U	1.0 U	1.0 U	0.74 U [0.74 U]	0.74 U	1.0 U	1.0 U [1.0 U]	1.0 U	1.0 U	1.0 U	1.0 U	1.0 U	0.51 U [0.51 U]	0.51 U	1.0 U
	MW-3	1.0 U	1.0 U	1.0 U	1.0 U [1.0 U]	1.0 U	1.0 U	0.74 U	0.74 U [0.74 U]	1.0 U [1.0 U]	1.0 U	1.0 U	1.0 U	1.0 U [1.0 U]	1.0 U	1.0 U	0.51 U	0.51 U [0.51 U]	1.0 U [1.0 U]
	MW-18	--	--	0.91 J	1.4	5.0 U	2.4	3.7 U	15 U	20 U	--	--	1.9	1.4	5.0 U	1.7	2.6 U	10 U	20 U
	MW-20	--	--	15 U	5.0 U	1.0 U	1.0 U	0.74 U	0.74 U	1.0 UJ	--	--	10 U	5.0 U	1.0 U	1.0 U	0.51 U	0.51 U	1.0 UJ
	PZ-5	1.0 U	4.0 U	4.0 U	NS	3.8 J	1.7	4.5	4.3	2.0 U	1.0 U	2.0 U	4.0 U	NS	4.0 U	1.0 U	0.51 U	0.51 U	2.0 U
	PZ-6	1.0 U	--	1.0 U	--	1.0 U	--	0.74 U	--	1.0 U	1.0 U	--	1.0 U	--	1.0 U	--	0.51 U	--	1.0 U
	PZ-8	1.0 U	3.7 U	NS	NS	5.0 U	1.0 U	3.7 U	3.7 U	NS	1.0 U	2.6 U	NS	NS	5.0 U	1.0 U	2.6 U	2.6 U	NS
	PZ-11R	1.0 U	0.74 U	1.0 U	1.0 U	1.0 U	1.0 U	0.74 U	0.74 U	1.0 U	1.0 U	0.51 U	1.0 U	1.0 U	1.0 U	1.0 U	0.51 U	0.51 U	1.0 U
	PZ-13R	1.0 U	1.0 U	1.0 U	1.0 U	1.0 U	1.0 U	0.74 U	0.74 U	1.0 U	1.0 U	1.0 U	1.0 U	1.0 U	1.0 U	1.0 U	0.51 U	0.51 U	1.0 U
	A1-PZ-2	1.0 U	1.0 U	1.0 U	1.0 U	1.0 U	1.0 U	0.74 U	0.74 U	1.0 U	1.0 U	1.0 U	1.0 U	1.0 U	1.0 U	1.0 U	0.51 U	0.51 U	1.0 U
	A2-PZ-1	1.0 U	250 U	250 U [1.0 U]	250 U	250 U	1.0 U	190 U	190 U	250 U	**5**	250 U	250 U [4.6]	250 U	250 U	1.0 U	130 U	130 U	250 U
	A2-PZ-2	--	--	**9.0**	10 U	10 U	1.0 U	3.7 U	7.4 U	10 U	--	--	1.0 U	10 U	10 U	1.0 U	2.6 U	5.1 U	10 U
	A2-PZ-7	1.0 U	--	--	--	--	--	--	--	--	1.0 U	--	--	--	--	--	--	--	--
Objective 2	MW-5	1.0 U	--	1.0 U	--	1.0 U	--	0.74 U	--	1.0 UJ	1.0 U	--	1.0 U	--	1.0 U	--	0.51 U	--	1.0 UJ
	MW-13S	1.0 U	NS	NS	NS	NS	1.0 U	0.74 U	0.74 U	NS	1.0 U	NS	NS	NS	NS	1.0 U	0.51 U	0.51 U	NS
	MW-14BR	1.0 U	--	--	--	1.0 U	--	--	--	1.0 U	1.0 U	--	--	--	1.0 U	--	--	--	1.0 U
	MW-21	--	--	1.0 U	1.0 U	1.0 U	1.0 U	0.74 U	0.74 U	1.0 U	--	--	1.0 U	1.0 U	1.0 U	1.0 U	0.51 U	0.51 U	1.0 U
	PZ-18	1.0 U	--	--	--	1.0 U	--	--	--	1.0 U	1.0 U	--	--	--	1.0 U	--	--	--	1.0 U
	PZ-26	1.0 U	--	--	--	1.0 U	--	--	--	1.0 U	1.0 U	--	--	--	1.0 U	--	--	--	1.0 U
Objective 3	MW-2	1.0 U	--	--	--	1.0 U	--	--	--	1.0 U	1.0 U	--	--	--	1.0 U	--	--	--	1.0 U
	MW-4	1.0 U	--	--	--	1.0 U	--	--	--	1.0 U	1.0 U	--	--	--	1.0 U	--	--	--	1.0 U
	MW-10	1.0 U	--	--	--	1.0 U	--	--	--	1.0 U [1.0 U]	1.0 U	--	--	--	1.0 U	--	--	--	1.0 U [1.0 U]
	PZ-7	1.0 U	--	1.0 U	--	1.0 U	--	0.74 U	--	1.0 U	1.0 U	--	1.0 U	--	1.0 U	--	0.51 U	--	1.0 U

Table 4-1
Groundwater Monitoring Data - September 2011 to October 2013

Former Lockheed Martin French Road Facility
Utica, New York

	Wells ID	Xylenes, total									Acetone								
NYSDEC TOGS Guidance Value		**5**									**50**								
Sampling Date		Sep-11	Jan-12	Apr-12	Jul-12	Oct-12	Jan-13	Apr-13	Jul-13	Oct-13	Sep-11	Jan-12	Apr-12	Jul-12	Oct-12	Jan-13	Apr-13	Jul-13	Oct-13
Objective 1	MW-1	2.0 U [2.0U]	2.0 U	2.0 U	2.0 U	2.0 U	2.0 U	1.0 U [1.0 U]	1.0 U	1.0 U	10 U [10U]	10 U	10 U	8.8 J	10 U	10 U	10 U [10 U]	10 U	10 U
	MW-3	2.0 U	2.0 U	2.0 U	2.0 U [2.0U]	2.0 U	2.0 U	1.0 U	1.0 U [1.0 U]	1.0 U [1.0 U]	10 U	10 U	10 U	1.0 U [1.0 U]	10 U	10 U	10 U	10 U [10 U]	10 U [10 U]
	MW-18	--	--	1.3 J	1.0 J	10 U	2.0 U	5.0 U	20 U	20 U	--	--	10 U	9.1 J	50 U	10 U	50 U	200 U	200 U
	MW-20	--	--	13 U	10 U	2.0 U	2.0 U	1.0 U	1.0 U	1.0 UJ	--	--	**200**	**400**	**78**	10 U	4.5 J	8.7 J	10 UJ
	PZ-5	2.0 U	4.0 U	8.0 U	NS	**14**	**5.7**	**18**	**13**	2.0 U	3.1 J	16	40 U	NS	40 U	10 U	6.1 J	3.1 J	20 U
	PZ-6	2.0 U	--	1.0 U	--	2.0 U	--	0.74 J	--	1.0 U	10 U	--	3.8 J	--	10 U	--	10 U	--	10 U
	PZ-8	2.0 U	5.0 U	NS	NS	10 U	2.0 U	5.0 U	5.0 U	NS	10 U	50 U	NS	NS	50 U	10 U	50 U	50 U	NS
	PZ-11R	2.0 U	1.0 U	2.0 U	2.0 U	2.0 U	2.0 U	1.0 U	1.0 U	1.0 U	10 U	10 U	10 U	9.4 J	10 U	10 U	3.1 J	10 U	17
	PZ-13R	2.0 U	2.0 U	2.0 U	2.0 U	2.0 U	2.0 U	1.0 U	1.0 U	1.0 U	10 U	10 U	10 U	9.3 J	10 U	10 U	3.2 J	10 U	10 U
	A1-PZ-2	2.0 U	2.0 U	2.0 U	1.0 U	2.0 U	2.0 U	1.0 U	1.0 U	1.0 U	6.6 J	10 U	10 UB	16 UB	10 U	10 U	10 U	9.2 J	10 U
	A2-PZ-1	2.0 U	500 U	500 U [2.0U]	500 U	500 U	2.0 U	250 U	250 U	250 U	9.5 J	2500 U	2500 U [14]	2500 U	2500 U	10 U	2500 U	2500 U	2500 U
	A2-PZ-2	--	--	2.0 U	20 U	20 U	2.0 U	5.0 U	10 U	10 U	--	--	10 U	100 U	100 U	10 U	50 U	100 U	100 U
	A2-PZ-7	2.0 U	--	--	--	--	--	--	--	--	10 U	--	--	--	--	--	--	--	--
Objective 2	MW-5	2.0 U	--	1.0 U	--	2.0 U	--	1.0 U	--	1.0 UJ	10 U	--	10 U	--	10 U	--	6.8 J	--	4.5 J
	MW-13S	2.0 U	NS	NS	NS	NS	2.0 U	1.0 U	1.0 U	NS	10 U	NS	NS	NS	NS	10 U	10 U	10 U	NS
	MW-14BR	2.0 U	--	--	--	2.0 U	--	--	--	1.0 U	10 U	--	--	--	16	--	--	--	19
	MW-21	--	--	2.0 U	2.0 U	2.0 U	2.0 U	1.0 U	1.0 U	1.0 U	--	--	10 U	8.8 J	10 U	--	10 U	10 U	10 U
	PZ-18	2.0 U	--	--	--	2.0 U	--	--	--	1.0 U	10 U	--	--	--	10 U	--	--	--	10 U
	PZ-26	2.0 U	--	--	--	2.0 U	--	--	--	1.0 U	10 U	--	--	--	10 U	--	--	--	10 U
Objective 3	MW-2	2.0 U	--	--	--	2.0 U	--	--	--	1.0 U	10 U	--	--	--	10 U	--	--	--	10 U
	MW-4	2.0 U	--	--	--	2.0 U	--	--	--	1.0 U	10 U	--	--	--	10 U	--	--	--	10 U
	MW-10	2.0 U	--	--	--	2.0 U	--	--	--	1.0 U [1.0 U]	10 U	--	--	--	10 U	--	--	--	10 U [10 U]
	PZ-7	2.0 U	--	1.0 U	--	2.0 U	--	1.0 U	--	1.0 U	10 U	--	4.2 J	--	10 U	--	10 U	--	10 U

Table 4-1
Groundwater Monitoring Data - September 2011 to October 2013

Former Lockheed Martin French Road Facility
Utica, New York

	Wells ID	Methylene Chloride								
NYSDEC TOGS Guidance Value		**5**								
Sampling Date		Sep-11	Jan-12	Apr-12	Jul-12	Oct-12	Jan-13	Apr-13	Jul-13	Oct-13
Objective 1	MW-1	10 U [10 U]	1.0 U	1.0 U	1.0 U	1.0 U	1.0 U	10 U [10 U]	1.0 U	1.0 U
	MW-3	1.0 U	1.0 U	1.0 U	1.0 U [1.0 U]	1.0 U	1.0 U	1.0 U	1.0 U [1.0 U]	1.0 U [1.0 U]
	MW-18	--	--	1.0 U	1.0 U	5.0 U	1.0 U	5.0 U	20 U	20 U
	MW-20	--	--	8.8 U	5.0 U	1.0 U	1.0 U	1.0 U	1.0 U	1.0 UJ
	PZ-5	1.0 U	4.0 U	4.0 U	NS	4.0 U	1.0 U	1.0 U	1.0 U	2.0 U
	PZ-6	1.0 U	--	1.0 U	--	1.0 U	--	1.0 U	--	1.0 U
	PZ-8	1.0 U	5.0 U	NS	NS	5.0 U	1.0 U	5.0 U	5.0 U	NS
	PZ-11R	1.0 U	1.0 U	1.0 U	1.0 U	1.0 U	1.0 U	1.0 U	1.0 U	1.0 U
	PZ-13R	1.0 U	1.0 U	1.0 U	1.0 U	1.0 U	1.0 U	1.0 U	1.0 U	1.0 U
	A1-PZ-2	1.0 U	1.0 U	1.0 U	1.0 U	1.0 U	1.0 U	1.0 U	1.0 U	1.0 U
	A2-PZ-1	1.0 U	250 U	250 U [14]	250 U	250 U	110 JB	250 U	250 U	250 U
	A2-PZ-2	--	--	1.0 U	10 U	10 U	1.0 U	5.0 U	10 U	10 U
	A2-PZ-7	1.0 U	--	--	--	--	--	--	--	--
Objective 2	MW-5	1.0 U	--	1.0 U	--	1.0 U	--	1.0 U	--	1.0 UJ
	MW-13S	1.0 U	NS	NS	NS	NS	1.0 U	1.0 U	1.0 U	NS
	MW-14BR	0.57 J	--	--	--	1.0 U	--	--	--	1.0 U
	MW-21	--	--	1.0 U	1.0 U	1.0 U	1.0 U	1.0 U	1.0 U	1.0 U
	PZ-18	1.0 U	--	--	--	1.0 U	--	--	--	1.0 U
	PZ-26	1.0 U	--	--	--	1.0 U	--	--	--	1.0 U
Objective 3	MW-2	1.0 U	--	--	--	1.0 U	--	--	--	1.0 U
	MW-4	1.0 U	--	--	--	1.0 U	--	--	--	1.0 U
	MW-10	1.0 U	--	--	--	1.0 U	--	--	--	1.0 U [1.0 U]
	PZ-7	1.0 U	--	0.55 J	--	1.0 U	--	1.0 U	--	1.0 U

Table 4-1
Groundwater Monitoring Data - September 2011 to October 2013

Former Lockheed Martin French Road Facility
Utica, New York

Note:
1. B = The compound has been found in the sample as well as its associated blank, its presence in the sample may be suspect.
2. D = Concentration is based on a diluted sample analysis.
3. E = The compound was quantitated above the calibration range.
4. J = Indicates an estimated value, found between the Reporting Limit and Method Detection Limit.
5. U = The compound was analyzed for but not detected. The associated value is the compound Reporting Limit.
6. UJ = The compound was not detected above the reported sample quantitation limit. However, the reported limit is approximate and may or may not represent the actual limit of quantitation..
7. NYSDEC TOGS = New York State Department of Environmental Conservation Technical and Operational Guidance Series

"--" indicates not measured
"NS" indicates well was Dry or contained insufficient groundwater was available for sampling.
"Green font" indicates sampled as part of the pilot test. The pilot test sampling was performed post-injection on 4/24/12 and 7/12/12.
Bold indicates concentration above NYSDEC TOGS Value
All units in micrograms per liter (µg/l)
[ ] = Duplicate samples

Table 4-2

Table 4-2
Summary of Mann-Kendall Trend Analysis of Groundwater Analytical Data

Former Lockheed Martin French Road Facility
Utica, New York

Location ID	Analyte	Cleanup Goal (µg/L)	Data Range							Mann-Kendall Analysis		Sudden Increase Evaluation				
			Start Date	End Date	Min (µg/L)	Max (µg/L)	Historic Maximum (µg/L)	Most recent result (µg/L)	Comparison of the most recent data with Historic Maxiumum	p Value	Data Trend	Total Count	Mean	Std Dev	Mean +3*STDV	October 2012 Results
A1-PZ2	cis-1,2-Dichloroethene	5	06/28/10	10/04/13	1.1	70	140	1.1	Less than	<0.001	DECREASING TREND	8	21.3	27.1	102.6	No Sudden Increase
A1-PZ2	Vinyl Chloride	2	06/28/10	10/04/13	2.1	24	47	1.995	Less than	0.00167	DECREASING TREND	8	9.83	8.03	33.92	No Sudden Increase
A2-PZ1	1,1-Dichloroethane	5	06/25/10	10/04/13	990	1900	2800	1200	Less than	0.267	No Significant Trend	8	1260	301	2163	No Sudden Increase
A2-PZ1	cis-1,2-Dichloroethene	5	06/25/10	10/04/13	4.6	24000	42000	24000	Less than	0.500	No Significant Trend	8	17800	7780	41140	No Sudden Increase
A2-PZ1	Trichloroethene	5	06/25/10	10/04/13	1100	4100	4100	1300	Less than	0.390	No Significant Trend	8	2170	1020	5230	No Sudden Increase
A2-PZ1	Vinyl Chloride	2	06/25/10	10/04/13	1.2	1300	1800	1300	Less than	0.0495	INCREASING TREND	8	889	405	2104	No Sudden Increase
A2-PZ2	1,1-Dichloroethane	5	06/25/10	10/04/13	1.1	12	12	3.9	Less than	0.216	No Significant Trend	8	6.13	3.64	17.05	No Sudden Increase
A2-PZ2	cis-1,2-Dichloroethene	5	06/25/10	10/04/13	54	210	290	95	Less than	0.216	No Significant Trend	8	137	50	287	No Sudden Increase
A2-PZ2	Tetrachloroethene	5	06/25/10	10/04/13	440	2300	2300	520	Less than	0.242	No Significant Trend	8	1040	690	3110	No Sudden Increase
A2-PZ2	Trichloroethene	5	06/25/10	10/04/13	0.89	740	740	260	Less than	0.364	No Significant Trend	8	380	217	1031	No Sudden Increase
A2-PZ2	Vinyl Chloride	2	06/25/10	10/04/13	6.7	14	14	6.365	Less than	0.0300	DECREASING TREND	8	10.6	3.92	22.36	No Sudden Increase
MW-1	1,1-Dichloroethane	5	06/20/96	10/03/13	1.1	5.9	87	2.1	Less than	0.0623	No Significant Trend	8	3.22	2.05	9.37	No Sudden Increase
MW-1	cis-1,2-Dichloroethene	5	06/20/96	10/03/13	11	44	390	19	Less than	<0.001	DECREASING TREND	8	24.7	12.3	61.6	No Sudden Increase
MW-1	Tetrachloroethene	5	06/20/96	10/03/13	36	110	11000	93	Less than	<0.001	DECREASING TREND	8	79.3	24.5	152.8	No Sudden Increase
MW-1	Trichloroethene	5	06/20/96	10/03/13	14	25	830	24	Less than	<0.001	DECREASING TREND	8	18.8	4.92	33.56	No Sudden Increase
MW-3	1,1-Dichloroethane	5	08/22/96	10/03/13	1.8	5.4	100	4.2	Less than	<0.001	DECREASING TREND	8	3.7	1.12	7.06	No Sudden Increase
MW-3	cis-1,2-Dichloroethene	5	08/22/96	10/03/13	15	46	510	28	Less than	<0.001	DECREASING TREND	8	26.9	11	59.9	No Sudden Increase
MW-3	Tetrachloroethene	5	08/22/96	10/03/13	8.2	22	73	9.6	Less than	0.440	No Significant Trend	8	13.7	5.46	30.08	No Sudden Increase
MW-3	Trichloroethene	5	05/19/98	10/03/13	8.9	24	430	11	Less than	<0.001	DECREASING TREND	8	12.6	4.79	26.97	No Sudden Increase
MW-3	Vinyl Chloride	2	08/22/96	10/03/13	2	13	94	5.2	Less than	0.182	No Significant Trend	8	6.7	3.55	17.35	No Sudden Increase
MW-18	1,1-Dichloroethane	5	11/30/11	10/04/13	7.5	46	46	43	Less than	0.00710	INCREASING TREND	8	32.1	14.1	74.4	No Sudden Increase
MW-18	cis-1,2-Dichloroethene	5	11/30/11	10/04/13	99	1700	1700	1700	Equal to	0.00710	INCREASING TREND	8	1020	642	2946	No Sudden Increase
MW-18	Tetrachloroethene	5	11/30/11	10/04/13	9.4	130	130	16	Less than	0.452	No Significant Trend	8	54.3	45.5	190.8	No Sudden Increase
MW-18	Trichloroethene	5	11/30/11	10/04/13	21	420	420	160	Less than	0.199	No Significant Trend	8	185	126	563	No Sudden Increase
MW-18	Vinyl Chloride	2	11/30/11	10/04/13	0.97	7.9	7.9	0.9215	Less than	0.452	No Significant Trend	8	5.91	2.93	14.7	No Sudden Increase
PZ-5	cis-1,2-Dichloroethene	5	06/20/96	10/02/13	13	160	500	64	Less than	0.0844	No Significant Trend	8	74.9	48.8	221.3	No Sudden Increase
PZ-5	Tetrachloroethene	5	06/20/96	10/02/13	5.5	290	350	190	Less than	0.282	No Significant Trend	8	113	99.9	412.7	No Sudden Increase
PZ-5	Trichloroethene	5	06/20/96	10/02/13	3.9	200	330	200	Less than	0.234	No Significant Trend	8	71.9	62.5	259.4	No Sudden Increase
PZ-5	Vinyl Chloride	2	06/20/96	10/02/13	2.4	68	100	5.9	Less than	0.203	No Significant Trend	8	21.2	28.1	105.5	No Sudden Increase
PZ-6	cis-1,2-Dichloroethene	5	02/09/95	10/02/13	17	97	97	17	Less than	0.0490	DECREASING TREND	8	39.1	29.8	128.5	No Sudden Increase
PZ-6	Tetrachloroethene	5	02/09/95	10/02/13	7.2	330	350	100	Less than	0.179	No Significant Trend	8	83	114	425	No Sudden Increase
PZ-6	Trichloroethene	5	02/09/95	10/02/13	14	140	140	25	Less than	0.272	No Significant Trend	8	37.9	42.2	164.5	No Sudden Increase
PZ-8	1,1-Dichloroethane	5	08/06/08	07/11/13	3.4	5.4	5.4	3.4	Less than	0.548	No Significant Trend	8	4.2	0.79	6.57	No Sudden Increase
PZ-8	cis-1,2-Dichloroethene	5	08/06/08	07/11/13	1.8	91	91	26	Less than	0.548	No Significant Trend	8	43.1	32	139.1	No Sudden Increase
PZ-8	Tetrachloroethene	5	08/06/08	07/11/13	14	470	470	280	Less than	0.237	No Significant Trend	8	292	174	814	No Sudden Increase
PZ-8	Trichloroethene	5	08/06/08	07/11/13	4.1	410	410	180	Less than	0.452	No Significant Trend	8	212	144	644	No Sudden Increase
PZ-11R	Tetrachloroethene	5	09/29/11	10/04/13	1.4	5.2	5.5	1.4	Less than	0.0600	No Significant Trend	8	2.8	1.33	6.79	No Sudden Increase
PZ-11R	Trichloroethene	5	09/29/11	10/04/13	2.9	8.7	9	4.7	Less than	0.179	No Significant Trend	8	5.06	1.76	10.34	No Sudden Increase

Table 4-3

Table 4-3
Groundwater Sampling Field Parameters and Geochemistry Analysis Results

Former Lockheed Martin French Road Facility
Utica, New York

	Well ID	pH (s.u.)				Specific Conductivity (mS/cm)				DO (mg/L)				ORP (mV)			
Sampling Date		Jan-13	Apr-13	Jul-13	Oct-13	Jan-13	Apr-13	Jul-13	Oct-13	Jan-13	Apr-13	Jul-13	Oct-13	Jan-13	Apr-13	Jul-13	Oct-13
Objective 1	MW-1	7.19	6.92	7.08	7.10	0.658	1.217	0.868	0.983	3.25	4.30	3.59	1.06	82.0	97.30	69.0	50.7
	MW-3	7.38	6.98	6.95	7.15	0.829	3.563	1.182	1.455	1.06	2.71	0.86	0.33	119.6	81.20	70.3	62.7
	MW-18	7.17	7.53	7.32	7.59	0.689	0.966	0.929	0.736	0.16	4.4	0.64	0.33	-53.8	-35.0	-84.3	-35.2
	MW-20	6.78	6.82	6.75	7.3	5.153	6.672	6.010	5.082	4.5	1.28	1.95	0.21	-67.4	-63.5	-114.3	-94.4
	PZ-5	7.85	8.44	7.5	7.59	1.364	0.815	1.745	1.832	0.6	2.45	1.14	2.15	121.16	92.40	-75.9	-48.6
	PZ-6	--	8.1	--	7.15	--	1.573	--	1.727	--	NA	--	2.39	--	16.1	--	-40
	PZ-8	7.16	NA	7.09	NA	0.942	NA	1.380	NA	1.48	NA	4.01	NA	115.4	NA	102.0	NA
	PZ-11R	6.51	7.12	7.54	7.18	2.846	6.129	4.125	3.180	3.31	8.82	2.30	3.94	146.6	44.50	88.5	62.2
	PZ-13R	6.79	7.19	6.79	8.18	4.704	6.226	9.009	6.874	2.83	3.52	2.89	2.34	3.3	5.30	83.5	-52.9
	A1-PZ-2	7.49	7.74	8.13	7.85	0.859	0.659	0.648	0.512	1.02	0.88	5.37	0.10	-28.9	186.90	-41.7	-178.5
	A2-PZ-1	7.07	7.34	7.10	7.09	0.769	1.186	1.097	0.931	5.4	1.09	0.09	0.49	-39.7	-36.90	-110.3	-111.1
	A2-PZ-2	7.24	7.38	7.15	7.14	0.826	1.015	1.081	1.023	0.87	2.6	1.07	2.17	25.3	96.0	-16.0	-53.6
Objective 2	MW-5	--	7.29	--	7.42	--	5.690	--	6.862	--	3.67	--	1.54	--	20.4	--	-21.8
	MW-13S	6.58	7.31	7.05	NA	0.885	1.417	0.878	NA	2.95	1.97	0.77	NA	160.7	65.2	153.7	NA
	MW-14BR	--	--	--	7.25	--	--	--	8.825	--	--	--	1.59	--	--	--	-141.3
	MW-21	7.55	7.81	7.38	7.66	5.203	4.104	4.588	5.891	0.15	0.57	0.53	0.13	-101.9	-85.6	-110.1	-68.5
	PZ-18	--	--	--	6.99	--	--	--	0.102	--	--	--	2.44	--	--	--	-61.1
	PZ-26	--	--	--	8.11	--	--	--	0.599	--	--	--	2.39	--	--	--	-40.9
Objective 3	MW-2	--	--	--	7.61	--	--	--	1.715	--	--	--	0.18	--	--	--	-52.9
	MW-4	--	--	--	7.26	--	--	--	1.544	--	--	--	2.19	--	--	--	-12.7
	MW-10	--	--	--	7.44	--	--	--	2.634	--		--	0.15	--	--	--	-118.3
	PZ-7	--	7.27	--	7.07	--	1.091	--	1.019	--	1.46	--	2.17	--	-31.0	--	-60.9
	MW-19	--	--	--	7.73	--	--	--	0.732	--	--	--	0.38	--	--	--	-35.3

Notes:
1. DO = dissolved oxygen
2. mg/L = milligrams per liter
3. mS/cm = milliSiemens per centimeter
4. mV = millivolts
5. ORP = oxidation reduction potential
6. s.u. = standard units
7. * Instrument error
8. NA = Parameter was Not Analyzed due to well being dry or limited volume.
9. -- = Not included in the specified sampling round.
10. NA = not analyzed due to well being Dry or insufficient sample volume.
11. Note for ORP analysis: only three wells are purged by the low flow evacuation method and parameters monitored using a flow-through cell: MW-1, MW-3, and MW-10. For the others, groundwater parameters are generally collected by bailer and are evaluated at the surface, which is not a reliable or reproducible method for evaluating ORP results.

This page intentionally left blank.

Section 5
Summary and Conclusions

The analysis of groundwater sample data collected in 2013 along with historical site data lead to the following conclusions:

- Chlorinated volatile organic compounds are the predominant constituents detected in Objective 1 wells at concentrations greater than regulatory standards and guidance values. Detected constituents are similar to those identified in earlier investigations. Concentrations at piezometer A2-PZ-1 are greater than those reported elsewhere on site, but they are consistent with previous concentrations measured at that location.

- Analytical results for Objective 1 wells show no significant trend or decreasing trends for selected constituents of concern in the majority of monitoring points based on the Mann-Kendall analysis. Vinyl chloride concentrations at A2-PZ-1, and 1,1-DCA and cis-1,2-DCE concentrations at location MW-18 showed an increasing trend. However, as explained in Section 4.2, these increasing trends do not indicate an imminent risk to human health and the environment and no additional remedial actions are required at this time.

- With the exception of vinyl chloride at MW-21, monitoring results for Objective 2 wells show that all constituents of concern are below their respective cleanup targets. Vinyl chloride concentrations detected in this well during 2013 monitoring events are below October 2012 and November 2011 results, however do not readily identify a decreasing trend. Therefore, the presence of one contaminant (vinyl chloride) at a relatively constant level at MW-21 does not prove the spreading of contaminants. In general, the results of Objective 2 monitoring wells indicate that contamination is not spreading to uncontaminated areas of the site.

- Analytical results for Objective 3 wells show that concentrations of several constituents of concern in MW-2 and MW-10 (cis-1,2-DCE and vinyl chloride), and one constituent at MW-4 (vinyl chloride) remain above the cleanup target. These data may be used as planning tools for worker protection and waste management in advance of intrusive activities at Objective 3 areas.

- Geochemistry data from field sampling indicate a mildly oxidizing to moderately reducing environment (not uniform across the site) in the study area. The geochemical conditions (neutral pH, reducing chemistry in some locations) in the study area may be conducive to biotic and/or abiotic degradations of chlorinated volatile organic compounds, which could contribute to natural attenuation of the COCs at the site.

This page intentionally left blank.

Section 6
References

1. ARCADIS, 2009a. *Corrective Measures Study Report, Former Lockheed Martin French Road Facility, Utica, New York*. March.

2. ARCADIS, 2011a. *Quality Assurance Project Plan, Former Lockheed Martin French Road Facility, Utica, New York*. October.

3. ARCADIS, 2011b. *Former Northern Perimeter Ditch Supplemental Investigation Report, Former Lockheed Martin French Road Facility, Utica, New York*. March.

4. ARCADIS, 2013. *Corrective Measures Study, Former Northern Perimeter Ditch, Solvent Dock Area, Former Lockheed Martin French Road Facility, Utica, New York*. December.

5. Blasland, Bouck & Lee, Inc. (BBL), 1995a. *Storm-Sewer Investigation Report, Former Lockheed Martin French Road Facility, Utica, New York*. May.

6. BBL, 1995b. *Storm-Sewer Basis of Design Report, Former Lockheed Martin French Road Facility, Utica, New York*.

7. BBL, 1998. *Solvent Dock and Northern-Perimeter Ditch Area, Ground-Water Sampling and Analysis Work Plan, Former Lockheed Martin French Road Facility, Utica, New York*. June 1996, Revised February 1998.

8. New York State Department of Environmental Conservation (NYSDEC), 1998. *Technical and Operational Guidance Series (TOGS) 1.1.1 Ambient Water Quality Standards and Guidance Values*. June.

9. NYSDEC, 2008. *Order on Consent Index Number* CO 6-200080321-5. October 3.

10. NYSDEC, 2010. *DER-10, Technical Guidance for Site Investigation and Remediation.* May.

11. NYSDEC, 2013. In text this is shown as 2012. *Data Validation Requirements Interim Groundwater Monitoring Plan, Former Lockheed Martin French Road Facility, NYD000521971 UIS Site Number 633036a, 525 French Road; Utica, New York.* May 24.

12. Suthersan, Suthan S. and Payne, Fred C. 2005. *In Situ Remediation Engineering*. CRC Press.

13. United States Environmental Protection Agency (USEPA), 1999. "Directive 9200.4-17P." Office of Solid Waste and Emergency Response (OSWER).

14. USEPA *National Functional Guidelines* (USEPA, 1999) and January 2005 (See page 4-8).

15. USEPA, 2006. *USEPA Guidance on Data-Quality Assessment—Practical Methods of Data Analysis (EPA/240/B-06/003)*. February.

16. USEPA, 2009. *Statistical Analysis of Groundwater Monitoring Data at RCRA Facilities Unified Guidance (EPA 530/R-09-007)*. March.

17. USEPA, 2009. *Identification and Characterization Methods for Reactive Minerals Responsible for Natural Attenuation of Chlorinated Organic Compounds in Groundwater,* EPA600-R09/115.

18. USEPA, 2009. *Field Measurement of Oxidation-Reduction Potential (ORP)*. U.S. Environmental Protection Agency, Region 4. Science and Ecosystem Supports Division. Athens, Georgia. http://www.epa.gov/region4/sesd/fbqstp/Field-Measurement-of-ORP.pdf (accessed November 16, 2011).

APPENDIX A—
HISTORICAL DATA FOR THE
LOCKHEED MARTIN UTICA SITE, 1996–2008

Appendix A
Historic Groundwater Data 1995 to 2008

Former Lockheed Martin French Road Facility
Utica, New York

Location		Tetrachloroethene	Trichloroethene	trans-1,2-Dichloroethene	cis-1,2-Dichloroethene	Vinyl Chloride	1,1,1-Trichloroethane	1,1-Dichloroethane	Benzene	Methylene Chloride	Chloroform	Chloroethane	Toluene	Chlorobenzene
	NYSDEC TOGS	5	5	5	5	2	5	5	1	5	7	5	5	5
MW-1	Jun-96	4200	0	0	0	--	--	0	0	0	0	--	--	--
	Aug-96	4300	0	0	260	--	--	0	0	0	0	--	--	--
	Nov-96	11000	0	0	0	--	--	0	0	0	0	--	--	--
	Feb-97	2300	120	0	110	--	--	0	0	62	73	--	--	--
	Jun-97	--	--	--	--	--	--	--	--	--	--	5000	--	--
	Aug-97	7300	370	--	240	--	--	--	--	--	--	--	--	--
	Nov-97	1100	730	--	390	--	--	--	--	--	--	--	--	--
	Feb-98	1100	240	5.5	160	--	--	27	0.24	6.6	0	--	--	--
	May-98	2200	380	22	220	18	--	35	0	--	--	--	--	--
	Sep-98	2900	590	0	390	0	--	0	0	--	--	--	--	--
	Nov-98	820	290	0	220	0	--	22	0	--	--	--	--	--
	Feb-99	1800	270	0	110	0	--	0	0	--	--	--	--	--
	May-99	1600	360	0	180	0	--	87	0	--	--	--	--	--
	Sep-99	1200	570	0	290	0	--	20	0.48	--	--	--	--	--
	Dec-99	2200	830	0	360	0	--	21	0.36	--	--	--	--	--
	Mar-00	1200	470	0	180	0	--	0	0	--	--	--	--	--
	Jun-00	2400	510	0	180	0	--	0	0	--	--	--	--	--
	Sep-00	1200	360	0	200	0	0	0	0	--	--	0	--	--
	Dec-00	1000	380	0	210	0	0	0	0	--	--	0	--	--
	Mar-01	810	290	0	120	0	0	54	--	--	--	0	--	--
	Jun-01	1200	400	--	160	--	--	20	--	--	--	--	--	--
	Oct-01	600	360	0	180	0		17	0	--	--	--	--	--
	Jan-02	1000	650	0	180	0	0	21	0	0	0	0	--	--
	May-02	590	340	--	120	--	--	12	--	--	--	--	--	--
	Aug-02	470	310	0	150	0	0	20	0	--	--	0	--	--
	Nov-02	730	310	0	99	0	0	0	0	--	--	0	--	--
	Mar-03	260	150	0	64	0	0	6.1	0	--	--	0	--	--
	Jul-03	160	200	14	140	8.2	0	17	0	--	--	0	--	--
	Oct-03	170	220	9.6	170	10	0	20	0	--	--	0	--	--
	Feb-04	42	38	1.00	61.00	1.10	0	3.30	0	--	--	0	--	--
	Mar-04	230	55	0	54	0	0	0	0	--	--	0	--	--
	Jun-04	79	75	2.6	100	5.3	0	10	0	--	--	0	--	--
	Sep-04	100	92	2.2	92	5.2	0	7.2	0	--	--	0	--	--
	Dec-04	83	51	0	79	3.3	0	9.6	0	--	--	0	--	--
	Mar-05	62	30	1.4	39	0	0	6.6	0	--	--	0	--	--
	Mar-06	50	33	1.1	46	2.4	0	8.1	0	--	--	0	--	--
	Mar-07	56	23	0.55	25	0	--	3.3	0	--	--	--	--	--
	Jul-08	60	18	2	54	4.7	0	8.3	--	--	--	--	--	--
	Oct-08	18	7.6	1.6	43	3.9	0	6	--	--	--	--	--	--
MW-2	Aug-96	0	0	17	250	76	--	36	--	--	--	--	--	--
	Nov-97	25	47	--	210	93	--	--	--	--	--	--	--	--
	May-98	48	63	17	140	64	2.5	55	0	--	--	2.1	--	--
	May-99	0	68	0	170	84	0	81	0.74	--	--	0	--	--
	Jun-00	0	0	4.3	94	98	0	47	0	--	--	0	--	--
	Dec-00	0	29	2.7	120	27	0	20	0	--	--	0	4.1	--
	Jul-01	--	--	5.4	110	35	--	28	--	--	--	--	--	--
	May-02	--	1.8	2.9	33	33	--	16	--	--	--	--	--	--
	Oct-03	--	0.39	5	37	79	--	16	--	--	--	--	--	--
	Sep-04	0	0	3.4	36	78	0	14	0	--	--	--	0	--
	Jul-08	0	0.62	2.1	12	36	0.57	7	--	--	--	--	--	--
	Oct-08	0	0	2.1	11	28	0	5.3	--	--	--	--	--	--
MW-3	Aug-96	0	--	0	270	94	--	99	--	--	--	--	--	--
	Nov-97	37	--	19	360	19	--	35	--	--	--	--	--	--
	May-98	73	300	20	430	26	--	30	0	--	--	--	--	0.36
	May-99	0	260	0	440	0	--	100	0.71	--	--	--	--	0.49
	Jun-00	0	110	0	510	8.6	--	9.9	0	--	--	--	--	0
	Dec-00	0	63	0	300	0	--	8.2	0	--	--	--	--	0
	Jul-01	11	--	--	400	4.7	--	9.8	--	--	--	--	--	--
	May-02	48	430	0	340	0	--	6.9	0	--	--	--	--	0
	Oct-03	21	250	10	200	8.2	--	17	--	--	--	--	--	--
	Sep-04	57	240	4.7	140	14	--	10	0	--	--	--	--	0
	Jul-08	40	55	1.6	53	4.8	--	5.2	--	--	--	--	--	--
	Oct-08	12	29	1.6	86	4	--	5	0	--	--	--	--	0

Appendix A
Historic Groundwater Data 1995 to 2008

Former Lockheed Martin French Road Facility
Utica, New York

Location		Tetrachloroethene	Trichloroethene	trans-1,2-Dichloroethene	cis-1,2-Dichloroethene	Vinyl Chloride	1,1,1-Trichloroethane	1,1-Dichloroethane	Benzene	Methylene Chloride	Chloroform	Chloroethane	Toluene	Chlorobenzene
	NYSDEC TOGS	5	5	5	5	2	5	5	1	5	7	5	5	5
MW-4	Aug-96	--	--	--	--	4	--	--	--	--	--	--	--	--
	Nov-97	--	--	--	--	3.5	--	--	--	--	--	--	--	--
	May-98	--	0	--	1	3.5	--	0	--	--	--	--	--	--
	May-99	--	1.1	--	3.6	4.1	--	1.3	--	--	--	--	--	--
	Jun-00	--	0	--	0	2.7	--	0	--	--	--	--	--	--
	Dec-00	--	0	--	3.2	2.6	--	0.55	--	--	--	--	2.6	--
	Jul-01	--	--	--	1.2	3.5	--	--	--	--	--	--	--	--
	May-02	--	0	--	1.1	4	--	0	--	--	--	--	0	--
	Oct-03	--	0	--	5.7	4.4	--	1.4	--	--	--	--	--	--
	Sep-04	--	0	--	7.4	6.4	--	1.2	--	--	--	--	0	--
	Jul-08	--	0	--	4.6	2	--	1.1	--	--	--	--	--	--
	Oct-08	--	0	--	7.1	3.2	--	1.9	--	--	--	--	0	--
MW-9	May-98	--	--	--	0.29	9.8	--	0	--	--	--	--	--	--
	May-99	--	--	--	1.1	2.1	--	1	--	--	--	--	--	--
	Jun-00	--	--	--	0.22	1.1	--	0	--	--	--	--	--	--
	Jul-01	--	--	--	0.29	2.7	--	0.32	--	--	--	--	--	--
	May-02	--	--	--	0.52	4.4	--	0.22	--	--	--	--	--	--
	Oct-03	--	--	0.42	1.8	0.58	--	0.92	--	--	--	1.4	--	--
	Sep-04	--	--	0	2	1.4	--	0.9	--	--	--	0.62	--	--
	Jul-08	--	--	1.2	2.5	7.8	--	0.88	--	--	--	--	--	--
	Oct-08	0	0	0	0	0	0	0	--	--	--	--	--	--
MW-10	Jun-96	--	0	67	1100	260	0	61	--	0	0	0	--	--
	Aug-96	--	0	0	1700	300	0	120	--	0	0	0	--	--
	Nov-96	--	0	37	540	200	0	82	--	0	0	0	--	--
	Feb-97	--	12	42	500	110	16	250	--	14	9	20	--	--
	Jun-97	--	12	30	450	140	--	170	--	--	--	--	--	--
	Aug-97	--	0	27	430	320	0	280	--	--	--	0	--	--
	Nov-97	--	--	39	650	210	--	73	--	--	--	--	--	--
	Feb-98	--	1.9	20	260	67	0	160	--	2.9	0	18	--	--
	May-98	--	3	40	540	130	4.5	140	--	--	--	14	--	--
	Sep-98	--	0	20	300	99	0	54	--	--	--	0	--	--
	Nov-98	--	0	39	680	220	0	54	--	--	--	0	--	--
	Feb-99	--	0	7.1	140	18	5	110	--	--	--	14	--	--
	May-99	--	11	22	300	86	0	76	--	--	--	11	--	--
	Sep-99	--	0	23	580	0	0	40	--	--	--	0	--	--
	Dec-99	--	0	21	490	160	0	81	--	--	--	0	--	--
	Mar-00	--	0	7.8	110	24	0	59	--	--	--	0	--	--
	Jun-00	--	0	0	2.1	1.5	0	25	--	--	--	0	--	--
	Sep-00	--	0	24	540	180	0	47	--	--	--	0	--	--
	Dec-00	--	0	7.4	140	37	0	40	--	--	--	2.3	--	--
	Mar-01	--	0	12	140	36	2.4	51	--	--	--	0	--	--
	Jun-01	--	--	7.5	140	43	--	43	--	--	--		--	--
	Oct-02	--	2.4	14	220	63	0	42	--	--	--	0	--	--
	Jan-02	--	0	9.8	160	36	0	50	--	--	--	0	--	--
	May-02	--	2.9	10	210	44	0	86	--	--	--		--	--
	Aug-02	--	6.2	17	300	98	0	40	--	--	--	0	--	--
	Nov-02	--	3.6	8.2	140	30	0	50	--	--	--	0	--	--
	Apr-03	--	0	0.39	3.7	2.2	0	12	--	--	--	0	--	--
	Jul-03	--	4.2	7.5	130	30	0	32	--	--	--	0	--	--
	Oct-03	--	6.2	11	210	66	--	27	--	--	--		--	--
	Feb-04	--	4.50	4.40	82	21	0	27	--	--	--	0	--	--
MW-10	Mar-04	--	0	0.64	7.3	3	0	12	--	--	--	0	--	--
	Jun-04	--	11	10	140	34	0	29	--	--	--	0	--	--
	Sep-04	--	7.2	6.2	130	45	0	22	--	--	--	0	--	--
	Dec-04	--	2.6	3.1	59	21	0	18	--	--	--	0	--	--
	Mar-05	--	3.5	3.3	64	21	0	14	--	--	--	0	--	--
	Mar-06	--	3.1	3.8	57	29	0	11	--	--	--	0	--	--
	Mar-07	--	1.9	2.8	43	22	0	5.9	--	--	--	0	--	--
	Jul-08	--	3.9	3.3	41	38	--	6.9	--	--	--	--	--	--
	Oct-08	--	1.7	1.6	25	22	--	2	--	--	--	--	--	--

Appendix A
Historic Groundwater Data 1995 to 2008

Former Lockheed Martin French Road Facility
Utica, New York

Location		Tetrachloroethene	Trichloroethene	trans-1,2-Dichloroethene	cis-1,2-Dichloroethene	Vinyl Chloride	1,1,1-Trichloroethane	1,1-Dichloroethane	Benzene	Methylene Chloride	Chloroform	Chloroethane	Toluene	Chlorobenzene
	NYSDEC TOGS	5	5	5	5	2	5	5	1	5	7	5	5	5
PZ-2	Jun-96	0	0	--	**28**	**14**	--	0	--	0	--	--	--	--
	Aug-96	0	0	--	0	0	--	0	--	0	--	--	--	--
	Nov-96	0	0	--	**15**	**11**	--	0	--	0	--	--	--	--
	Feb-97	0	1.2	--	**12**	**11**	--	0	--	4.1	--	--	--	--
	Jun-97	--	--	--	**16**	**17**	--	--	--	--	--	--	--	--
	Aug-97	**12**	**6**	--	**9**	**7**	--	--	--	--	--	--	--	--
	Nov-97	**6**		--	--	**4.3**	--	--	--	--	--	--	--	--
	Feb-98	**52**	**13**	--	**20**	**7.3**	--	0.44	--	0.68	--			0
	May-98	1.3	1.2	1.2	**14**	**14**	--	0.28	--	0	--	0.8	0	0
	Sep-98	0	0	0	2	0	--	0	--	0	--	0	0	1.9
	Nov-98	0.78	0.53	0	0.96	0.75	--	0	--	0	--	0	1.9	**9.2**
	Feb-99	1.3	1.2	0	2	**2.2**	--	0.21	--	0	--	0	0	2.8
	May-99	1	1.4	0.22	1.6	1.3	--	1.1	--	0	--	0	0	6
	Sep-99	0	0.28	0.2	1.8	1.7	--	0	--	0	--	0	0	4.5
	Dec-99	0.24	1.2	0	2	1.9	--	0	--	0	--	0	0	0.48
	Mar-00	0	0	0	**6**	**2**	--	0	--	0	--	0	0	1.1
	Jun-00	**13**	0.51	0	1.4	0	--	0	--	0	--	0	**7**	0
	Sep-00	0.2	0	0	2.5	1.6	--	0	--	0	--	0	0.29	2.7
	Dec-00	**8.5**	3.5	0	1.8	0.7	--	0	--	0	--	0	0	0.63
	Mar-01	0.35	1.6	0	4.6	**3.4**	--	--	--	--	--		1.5	0.77
	Jun-01	0.68	1.4	--	4.8	**2**	--	--	--	--	--		0.21	1.3
	Oct-01	0	0	0	0.47	0.77	--	0	--	--	--	0	0.2	**5.4**
	Jan-02	0	0.34	0	1.4	1.6	--	0	--	--	--	0	--	1.6
	May-02	0.27	0	0	0.3	0.51	--	0	--	--	--		0.25	0.32
	Aug-02	0.27	0.25	0	0.37	0.3	--	0	--	--	--	0	1.8	**7.4**
	Nov-02	0	0.82	0.21	18	**3.8**	--	0	--	--	--	0	0	2.6
	Mar-03	0.67	0.61	0	10	**3.6**	--	0	--	--	--	0	0.21	1.2
	Jul-03	1.7	0.55	0	**5.1**	**3**	--	0	--	--	--	0	0	1
	Oct-03	0.2	0.25	0.44	0.78	0.63	--	0	--	--	--	0	--	**9.5**
	Feb-04	0.61	1.20	0	3.80	1.40	--	0	--	--	--	0	0.00	0.86
	Mar-04	0.92	0	0	0	0.87	--	0	--	--	--	0	0	0.25
	Jun-04	0.54	0	0	1.3	1.1	--	0	--	--	--	0	0	0.5
	Sep-04	0	0.22	0	1.2	0.97	--	0	--	--	--	0	0	2.5
	Dec-04	0	0.24	0	1.5	0.89	--	0	--	--	--	0	0	0.76
	Mar-05		0.21	0	2	1.9	--	0	--	--	--	0	0	0.33
	Mar-06	1	0	0	0	0	--	0	--	--	--	0	0	0
	Jul-08	0.43	0	0	0	0	--	--	--	--	--	--	--	--
	Oct-08	0.52	0	--	0	0	--	0	--	--	--	--	--	--
PZ-4	Aug-96	--	--	--	0	--	--	--	--	--	12	--	--	--
	Nov-97	--	--	--	**8.1**	--	--	--	--	--	--	--	--	--
	May-98	4.4	0.43	--	4.9	--	0.76	1.2	--	--	--	--	--	--
	May-99	2.8	1.2	--	3.4	--	1.4	1.4	--	--	--	--	--	--
	Jun-00	1.9	0	--	3	--	0.55	1	--	--	--	--	**42**	--
	Dec-00	0	0	--	2.2	--	0	0	--	--	--	--	0	--
	Jul-01	0.69	--	--	1.6	--	--	0.52	--	--	--	--	--	--
	May-02	1.8	0	--	**9.2**	--	0.68	1.6	--	--	--	--	0.93	--
	Oct-03	0.35	0	--	1.6	--	0	1	--	--	--	--	--	--
	Sep-04	0.22	0	--	1.3	--	0	0.52	--	--	--	--	0	--
	Jul-08	0.8	0	--	2.7	--	0	0.9	--	--	--	--	--	--

Appendix A
Historic Groundwater Data 1995 to 2008

Former Lockheed Martin French Road Facility
Utica, New York

Location		Tetrachloroethene	Trichloroethene	trans-1,2-Dichloroethene	cis-1,2-Dichloroethene	Vinyl Chloride	1,1,1-Trichloroethane	1,1-Dichloroethane	Benzene	Methylene Chloride	Chloroform	Chloroethane	Toluene	Chlorobenzene
	NYSDEC TOGS	5	5	5	5	2	5	5	1	5	7	5	5	5
PZ-5	Jun-96	**200**	**150**	<10	**46**	0	--	0	--	<50	--	--	0	0
	Aug-96	**85**	**28**	<5	**5**	0	--	0	16	<25	13	--	0	0
	Nov-96	**120**	**23**	<5	**12**	0	--	0	0	<25	--	--	**8**	0
	Feb-97	**340**	**69**	--	**85**	--	--	--	0	--	6.7	--	0	--
	Jun-97	--	--	--	--	--	--	--	--	--	--	--	--	--
	Aug-97	**46**	**22**	--	**20**		--	--	--	--	--	--	--	--
	Nov-97	**5.9**	--	--	--	**3.7**	--	--	--	--	--	--	--	--
	Feb-98	**13**	--	2.1	3.3	0	--	0	0	3.1	--	--	0	**8.7**
	May-98	--	--	--	--	--	--	--	--	--	--	--	--	--
	Sep-98	**110**	**46**	0	**100**	**100**	--	0	0	--	--	--	0	0
	Nov-98	**200**	**28**	0	**130**	**50**	--	2.2	0	--	--	--	0	0
	Feb-99	**300**	**46**	0	**110**	**26**	--	0	0	--	--	--	0	0
	May-99	--	--	--	--	--	--	--	--	--	--	--	--	--
	Sep-99	**42**	**32**	0.82	**32**	0	--	0	0	--	--	--	0	0
	Dec-99	--	--	--	--	--	--	--	--	--	--	--	--	--
	Mar-00	--	--	--	--	--	--	--	--	--	--	--	--	--
	Jun-00	--	--	--	--	--	--	--	--	--	--	--	--	--
	Sep-00	--	--	--	--	--	--	--	--	--	--	--	--	--
	Dec-00	--	--	--	--	--	--	--	--	--	--	--	--	--
	Mar-01	--	--	--	--	--	--	--	--	--	--	--	--	--
	Jul-01	**81**	**38**	2	**280**	**29**	--	1.3	0	--	--	--	0	0
	Oct-01	**160**	**130**	2.4	**140**	**17**	--	0	0	--	--	--	0	0
	Jan-02	--	--	--	--	--	--	--	--	--	--	--	--	--
	May-02	**250**	**200**	0	**190**	**16**	--	0	0	--	--	--	0	0
	Aug-02	**35**	**26**	1.8	**76**	**12**	--	0	0	--	--	--	0	0
	Nov-02	**350**	**280**	4.7	**260**	**42**	--	0	0	--	--	--	0	0
	Mar-03	**180**	**88**	0	**280**	**53**	--	0	0	--	--	--	0	0
	Jul-03	**200**	**100**	4.4	**350**	**60**	--	0	0	--	--	--	0	0
	Oct-03	**220**	**110**	6	**180**	**100**	--	**6**	0	--	--	--	0	0
	Feb-04	**200**	**330**	5.40	**430**	**41**	--	0	0	--	--	--	0	0
	Mar-04	**240**	**260**	5.4	**500**	**65**	--	0	0	--	--	--	0	0
	Jun-04	**290**	**150**	11	**420**	**57**	--	**8.2**	0	--	--	--	**15**	**9.3**
	Sep-04	**150**	**220**	6.6	**380**	**61**	--	0	0	--	--	--	0	0
	Dec-04	**220**	**160**	0	**340**	**40**	--	0	0	--	--	--	0	0
	Mar-05	**87**	**80**	5.5	**390**	**100**	--	0	0	--	--	--	0	0
	Mar-06	**180**	**260**	6.6	**290**	**83**	--	0	0	--	--	--	0	0
	Mar-07	**210**	**200**	6.8	**410**	**73**	--	0	0	--	--	--	0	0
	Aug-08	**8.6**	**9.5**	--	**26**	**5.9**	--	0	--	--	--	--	--	--
	Oct-08	4.2	**37**	--	**87**	**37**	--	0	--	--	--	--	--	--
PZ-6	Feb-95	**350**	**20**	--	**25**	--	--	--	--	--	24	--	--	--
	Dec-04	**330**	**140**	--	**97**	--	--	--	--	--	--	--	--	--
	Aug-08	**14**	**19**	--	**19**	**9.6**	--	--	--	--	--	--	--	--
	Oct-08	0	**14**	--	**62**	**25**	--	--	--	--	--	--	--	--

Appendix A
Historic Groundwater Data 1995 to 2008

Former Lockheed Martin French Road Facility
Utica, New York

Location		Ethylbenzene	1,1-Dichloroethene	1,2-Dichlorobenzene	1,4-Dichlorobenzene	m-Xylene	o-Xylene	Trichloroflouromethane	Bromodichloromethane	Dibromochloromethane	1,1,2,2-Tetrachloroethane
	NYSDEC TOGS	5	0.7	3	3			5	50		5
MW-1	Jun-96	--	--	--	--	--	--	--	--	--	--
	Aug-96	--	--	--	--	--	--	--	--	--	--
	Nov-96	--	--	--	--	--	--	--	--	--	--
	Feb-97	--	--	--	--	--	--	--	--	--	--
	Jun-97	--	--	--	--	--	--	--	--	--	--
	Aug-97	--	--	--	--	--	--	--	--	--	--
	Nov-97	--	--	--	--	--	--	--	--	--	--
	Feb-98	--	--	--	--	--	--	--	--	--	--
	May-98	--	--	--	--	--	--	--	--	--	--
	Sep-98	--	--	--	--	--	--	--	--	--	--
	Nov-98	--	--	--	--	--	--	--	--	--	--
	Feb-99	--	--	--	--	--	--	--	--	--	--
	May-99	--	--	--	--	--	--	--	--	--	--
	Sep-99	--	--	--	--	--	--	--	--	--	--
	Dec-99	--	--	--	--	--	--	--	--	--	--
	Mar-00	--	--	--	--	--	--	--	--	--	--
	Jun-00	--	--	--	--	--	--	--	--	--	--
	Sep-00	--	--	--	--	--	--	--	--	--	--
	Dec-00	--	--	--	--	--	--	--	--	--	--
	Mar-01	--	--	--	--	--	--	--	--	--	--
	Jun-01	--	--	--	--	--	--	--	--	--	--
	Oct-01	--	--	--	--	--	--	--	--	--	--
	Jan-02	--	--	--	--	--	--	--	--	--	--
	May-02	--	--	--	--	--	--	--	--	--	--
	Aug-02	--	--	--	--	--	--	--	--	--	--
	Nov-02	--	--	--	--	--	--	--	--	--	--
	Mar-03	--	--	--	--	--	--	--	--	--	--
	Jul-03	--	--	--	--	--	--	--	--	--	--
	Oct-03	--	--	--	--	--	--	--	--	--	--
	Feb-04	--	--	--	--	--	--	--	--	--	--
	Mar-04	--	--	--	--	--	--	--	--	--	--
	Jun-04	--	--	--	--	--	--	--	--	--	--
	Sep-04	--	--	--	--	--	--	--	--	--	--
	Dec-04	--	--	--	--	--	--	--	--	--	--
	Mar-05	--	--	--	--	--	--	--	--	--	--
	Mar-06	--	--	--	--	--	--	--	--	--	--
	Mar-07	--	--	--	--	--	--	--	--	--	--
	Jul-08	--	--	--	--	--	--	--	--	--	--
	Oct-08	--	--	--	--	--	--	--	--	--	--
MW-2	Aug-96	--	--	--	--	--	--	--	--	--	--
	Nov-97	--	--	--	--	--	--	--	--	--	--
	May-98	--	--	--	--	--	--	--	--	--	--
	May-99	--	--	--	--	--	--	--	--	--	--
	Jun-00	--	--	--	--	--	--	--	--	--	--
	Dec-00	--	--	--	--	--	--	--	--	--	--
	Jul-01	--	--	--	--	--	--	--	--	--	--
	May-02	--	--	--	--	--	--	--	--	--	--
	Oct-03	--	--	--	--	--	--	--	--	--	--
	Sep-04	--	--	--	--	--	--	--	--	--	--
	Jul-08	--	--	--	--	--	--	--	--	--	--
	Oct-08	--	--	--	--	--	--	--	--	--	--
MW-3	Aug-96	--	--	--	--	--	--	--	--	--	--
	Nov-97	--	--	--	--	--	--	--	--	--	--
	May-98	--	--	--	--	--	--	--	--	--	--
	May-99	--	--	--	--	--	--	--	--	--	--
	Jun-00	--	--	--	--	--	--	--	--	--	--
	Dec-00	--	--	--	--	--	--	--	--	--	--
	Jul-01	--	--	--	--	--	--	--	--	--	--
	May-02	--	--	--	--	--	--	--	--	--	--
	Oct-03	--	--	--	--	--	--	--	--	--	--
	Sep-04	--	--	--	--	--	--	--	--	--	--
	Jul-08	--	--	--	--	--	--	--	--	--	--
	Oct-08	--	--	--	--	--	--	--	--	--	--

Appendix A
Historic Groundwater Data 1995 to 2008

Former Lockheed Martin French Road Facility
Utica, New York

Location		Ethylbenzene	1,1-Dichloroethene	1,2-Dichlorobenzene	1,4-Dichlorobenzene	m-Xylene	o-Xylene	Trichloroflouromethane	Bromodichloromethane	Dibromochloromethane	1,1,2,2-Tetrachloroethane
	NYSDEC TOGS	5	0.7	3	3			5	50		5
MW-4	Aug-96	--	--	--	--	--	--	--	--	--	--
	Nov-97	--	--	--	--	--	--	--	--	--	--
	May-98	--	--	--	--	--	--	--	--	--	--
	May-99	--	--	--	--	--	--	--	--	--	--
	Jun-00	--	--	--	--	--	--	--	--	--	--
	Dec-00	--	--	--	--	--	--	--	--	--	--
	Jul-01	--	--	--	--	--	--	--	--	--	--
	May-02	--	--	--	--	--	--	--	--	--	--
	Oct-03	--	--	--	--	--	--	--	--	--	--
	Sep-04	--	--	--	--	--	--	--	--	--	--
	Jul-08	--	--	--	--	--	--	--	--	--	--
	Oct-08	--	--	--	--	--	--	--	--	--	--
MW-9	May-98	--	--	--	--	--	--	--	--	--	--
	May-99	--	--	--	--	--	--	--	--	--	--
	Jun-00	--	--	--	--	--	--	--	--	--	--
	Jul-01	--	--	--	--	--	--	--	--	--	--
	May-02	--	--	--	--	--	--	--	--	--	--
	Oct-03	--	--	--	--	--	--	--	--	--	--
	Sep-04	--	--	--	--	--	--	--	--	--	--
	Jul-08	--	--	--	--	--	--	--	--	--	--
	Oct-08	--	--	--	--	--	--	--	--	--	--
MW-10	Jun-96	0	0	--	--	--	--	--	--	--	--
	Aug-96	0	0	--	--	--	--	--	--	--	--
	Nov-96	0	0	--	--	--	--	--	--	--	--
	Feb-97	0	**4**	--	--	--	--	--	--	--	--
	Jun-97	--	--	--	--	--	--	--	--	--	--
	Aug-97	--	--	--	--	--	--	--	--	--	--
	Nov-97	--	--	--	--	--	--	--	--	--	--
	Feb-98	1.2	**2.8**	--	--	--	--	--	--	--	--
	May-98	0	--	--	--	--	--	--	--	--	--
	Sep-98	0	--	--	--	--	--	--	--	--	--
	Nov-98	0	--	--	--	--	--	--	--	--	--
	Feb-99	0	--	--	--	--	--	--	--	--	--
	May-99	0	--	--	--	--	--	--	--	--	--
	Sep-99	0.69	--	--	--	--	--	--	--	--	--
	Dec-99	0.59	--	--	--	--	--	--	--	--	--
	Mar-00	0	--	--	--	--	--	--	--	--	--
	Jun-00	0	--	--	--	--	--	--	--	--	--
	Sep-00	0	--	--	--	--	--	--	--	--	--
	Dec-00	0	--	--	--	--	--	--	--	--	--
	Mar-01	--	--	--	--	--	--	--	--	--	--
	Jun-01	--	--	--	--	--	--	--	--	--	--
	Oct-02	0	--	--	--	--	--	--	--	--	--
	Jan-02	--	--	--	--	--	--	--	--	--	--
	May-02	0	--	--	--	--	--	--	--	--	--
	Aug-02	0	--	--	--	--	--	--	--	--	--
	Nov-02	0	--	--	--	--	--	--	--	--	--
	Apr-03	0	--	--	--	--	--	--	--	--	--
	Jul-03	0	--	--	--	--	--	--	--	--	--
	Oct-03	--	--	--	--	--	--	--	--	--	--
	Feb-04	0	--	--	--	--	--	--	--	--	--
MW-10	Mar-04	--	--	--	--	--	--	--	--	--	--
	Jun-04	0	--	--	--	--	--	--	--	--	--
	Sep-04	0	--	--	--	--	--	--	--	--	--
	Dec-04	0	--	--	--	--	--	--	--	--	--
	Mar-05	0	--	--	--	--	--	--	--	--	--
	Mar-06	0	--	--	--	--	--	--	--	--	--
	Mar-07	0.7	--	--	--	--	--	--	--	--	--
	Jul-08	--	--	--	--	--	--	--	--	--	--
	Oct-08	--	--	--	--	--	--	--	--	--	--

Appendix A
Historic Groundwater Data 1995 to 2008

Former Lockheed Martin French Road Facility
Utica, New York

Location		Ethylbenzene	1,1-Dichloroethene	1,2-Dichlorobenzene	1,4-Dichlorobenzene	m-Xylene	o-Xylene	Trichloroflouromethane	Bromodichloromethane	Dibromochloromethane	1,1,2,2-Tetrachloroethane
	NYSDEC TOGS	5	0.7	3	3			5	50		5
PZ-2	Jun-96	--	--	--	--	--	--	--	--	--	--
	Aug-96	--	--	--	--	--	--	--	--	--	--
	Nov-96	--	--	--	--	--	--	--	--	--	--
	Feb-97	--	--	--	--	--	--	--	--	--	--
	Jun-97	--	--	--	--	--	--	--	--	--	--
	Aug-97	--	--	--	--	--	--	--	--	--	--
	Nov-97	--	--	--	--	--	--	--	--	--	--
	Feb-98	--	--	0	--	--	--	--	--	--	--
	May-98	--	--	**22**	0	0	0	--	--	--	--
	Sep-98	--	--	**36**	0	0	0	--	--	--	--
	Nov-98	--	--	**7.6**	0	2.4	9	--	--	--	--
	Feb-99	--	--	**11**	0.43	0.61	0.51	--	--	--	--
	May-99	--	--	**15**	0.22	1.3	0	--	--	--	--
	Sep-99	--	--	**20**	0.31	0	0	--	--	--	--
	Dec-99	--	--	**6.7**	0	0	0	--	--	--	--
	Mar-00	--	--	**4.9**	0	0	0	--	--	--	--
	Jun-00	--	--	0.98	0	0	0	--	--	--	--
	Sep-00	--	--	7	0	0	0	--	--	--	--
	Dec-00	--	--	2.6	0	0	0	--	--	--	--
	Mar-01	--	--	**3.1**	--	--	--	--	--	--	--
	Jun-01	--	--	**5.3**	--	--	--	--	--	--	--
	Oct-01	--	--	**5.8**	0	0	0	--	--	--	--
	Jan-02	--	--	**3.8**	--	--	--	--	--	--	--
	May-02	--	--	1.2	0	0	0	--	--	--	--
	Aug-02	--	--	**8.7**	0.22	1.2	4.8	--	--	--	--
	Nov-02	--	--	**3.1**	0	0.35	0.38	--	--	--	--
	Mar-03	--	--	1.7	0	0.25	0.24	--	--	--	--
	Jul-03	--	--	2.2	0	0	0	--	--	--	--
	Oct-03	--	--	**3.7**	--	--	0.22	--	--	--	--
	Feb-04	--	--	1.60	0.00	0.00	0.00	--	--	--	--
	Mar-04	--	--	0.78	0	0	0	--	--	--	--
	Jun-04	--	--	1.1	0	0	0	--	--	--	--
	Sep-04	--	--	1.2	0	0	0	--	--	--	--
	Dec-04	--	--	1.6	0	0	0	--	--	--	--
	Mar-05	--	--	0.79	0	0	0	--	--	--	--
	Mar-06	--	--	0	0	0	0	--	--	--	--
	Jul-08	--	--	--	--	--	--	--	--	--	--
	Oct-08	--	--	--	--	--	--	--	--	--	--
PZ-4	Aug-96	--	--	--	--	--	--	2	5	3	--
	Nov-97	--	--	--	--	--	--	--	--	--	--
	May-98	--	--	--	--	--	--	--	--	--	--
	May-99	--	--	--	--	--	--	--	--	--	--
	Jun-00	--	--	--	--	--	--	--	--	--	--
	Dec-00	--	--	--	--	--	--	--	--	--	--
	Jul-01	--	--	--	--	--	--	--	--	--	--
	May-02	--	--	--	--	--	--	--	--	--	--
	Oct-03	--	--	--	--	--	--	--	--	--	--
	Sep-04	--	--	--	--	--	--	--	--	--	--
	Jul-08	--	--	--	--	--	--	--	--	--	--

Appendix A
Historic Groundwater Data 1995 to 2008

Former Lockheed Martin French Road Facility
Utica, New York

Location		Ethylbenzene	1,1-Dichloroethene	1,2-Dichlorobenzene	1,4-Dichlorobenzene	m-Xylene	o-Xylene	Trichloroflouromethane	Bromodichloromethane	Dibromochloromethane	1,1,2,2-Tetrachloroethane
	NYSDEC TOGS	5	0.7	3	3			5	50		5
PZ-5	Jun-96	--	--	0	--	--	--	--	--	--	--
	Aug-96	--	--	0	--	--	--	--	--	--	--
	Nov-96	--	--	0	--	--	--	--	--	--	--
	Feb-97	--	--	--	--	--	--	--	--	--	--
	Jun-97	--	--	--	--	--	--	--	--	--	--
	Aug-97	--	--	--	--	--	--	--	--	--	--
	Nov-97	--	--	--	--	--	--	--	--	--	--
	Feb-98	--	--	**260**	--	--	--	--	--	--	--
	May-98	--	--	--	--	--	--	--	--	--	--
	Sep-98	--	--	**11**	--	--	--	--	--	--	--
	Nov-98	--	--	0	--	--	--	--	--	--	--
	Feb-99	--	--	0	--	--	--	--	--	--	--
	May-99	--	--	--	--	--	--	--	--	--	--
	Sep-99	--	--	0	--	--	--	--	--	--	--
	Dec-99	--	--	--	--	--	--	--	--	--	--
	Mar-00	--	--	--	--	--	--	--	--	--	--
	Jun-00	--	--	--	--	--	--	--	--	--	--
	Sep-00	--	--	--	--	--	--	--	--	--	--
	Dec-00	--	--	--	--	--	--	--	--	--	--
	Mar-01	--	--	--	--	--	--	--	--	--	--
	Jul-01	--	--	0	--	--	--	--	--	--	--
	Oct-01	--	--	0	--	--	--	--	--	--	--
	Jan-02	--	--	--	--	--	--	--	--	--	--
	May-02	--	--	0	--	--	--	--	--	--	--
	Aug-02	--	--	0	--	--	--	--	--	--	--
	Nov-02	--	--	0	--	--	--	--	--	--	--
	Mar-03	--	--	0	--	--	--	--	--	--	--
	Jul-03	--	--	0	--	--	--	--	--	--	--
	Oct-03	--	--	--	--	--	--	--	--	--	--
	Feb-04	--	--	0	--	--	--	--	--	--	--
	Mar-04	--	--	0	--	--	--	--	--	--	--
	Jun-04	--	--	**7.2**	--	--	--	--	--	--	--
	Sep-04	--	--	0	--	--	--	--	--	--	--
	Dec-04	--	--	0	--	--	--	--	--	--	--
	Mar-05	--	--	0	--	--	--	--	--	--	--
	Mar-06	--	--	0	--	--	--	--	--	--	--
	Mar-07	--	--	0	--	--	--	--	--	--	--
	Aug-08	--	--	--	--	--	--	--	--	--	--
	Oct-08	--	--	--	--	--	--	--	--	--	--
PZ-6	Feb-95	--	--	--	--	--	--	--	--	--	--
	Dec-04	--	--	--	--	--	--	--	--	--	--
	Aug-08	--	--	--	--	--	--	--	--	--	--
	Oct-08	--	--	--	--	--	--	--	--	--	--

APPENDIX B—
HISTORICAL DATA FOR THE
LOCKHEED MARTIN UTICA SITE, 2008–2009

Appendix B
Historic Groundwater Data 2008-2009

Former Lockheed Martin, French Road Facility
Utica, New York

CONSTITUENT	NYSDEC GW STANDARDS	PZ-2		PZ-4	PZ-5		PZ-6		PZ-7		PZ-8		PZ-9			PZ-10		MW-1	
		7/29/2008	10/2/2008	7/30/2008	8/6/2008	10/2/2008	8/6/2008	10/2/2008	8/6/2008	10/2/2008	8/6/2008	10/2/2008	8/6/2008	10/2/2008	2/5/2009	8/6/2008	10/2/2008	7/30/2008	10/3/2008
1,1,1-TRICHLOROETHANE	5	< 5 J	< 1	< 5	< 20 J	< 4	< 20 J	< 4	1.1 J	< 1	< 20 J	< 4	< 5	< 1	<1	< 5	< 1	< 5	< 1
1,1,2,2-TETRACHLOROETHANE	5	< 5 J	< 1	< 5	< 20 J	< 4	< 20 J	< 4	< 5	< 1	< 20 J	< 4	< 5	< 1	<1	< 5	< 1	< 5	< 1
1,1,2-TRICHLORO-1,2,2-TRIFLUOROETHANE	5	< 5 J	< 1	1.7 J	< 20 J	< 4	< 20 J	< 4	< 5 J	< 1	< 20 J	< 4	< 5 J	< 1	<1	< 5 J	< 1	< 5	< 1
1,1,2-TRICHLOROETHANE	1	< 5 J	< 1	< 5	< 20 J	< 4	< 20 J	< 4	< 5	< 1	< 20 J	< 4	< 5	< 1	<1	< 5	< 1	< 5	< 1
1,1-DICHLOROETHANE	5	< 5 J	< 1	0.90 J	< 20 J	< 4	< 20 J	< 4	0.91 J	< 1	< 20 J	< 4	3.0 J	1.9	1.3	1.3	< 1	**8.3**	**6.0**
1,1-DICHLOROETHENE	0.7	< 5 J	< 1	< 5	< 20 J	< 4	< 20 J	< 4	< 5	< 1	< 20 J	< 4	< 5	< 1	<1	< 5	< 1	0.57 J	< 1
1,2,4-TRICHLOROBENZENE	5	< 5 J	< 1	< 5	< 20 J	< 4	< 20 J	< 4	< 5	< 1	< 20 J	< 4	< 5	< 1	<1	< 5	< 1	< 5	< 1
1,2-DIBROMO-3-CHLOROPROPANE	0.04	< 5 J	< 1	< 5	< 20 J	< 4	< 20 J	< 4	< 5	< 1	< 20 J	< 4	< 5	< 1	<1	< 5	< 1	< 5	< 1
1,2-DIBROMOETHANE	NS	< 5 J	< 1	< 5	< 20 J	< 4	< 20 J	< 4	< 5	< 1	< 20 J	< 4	< 5	< 1	<1	< 5	< 1	< 5	< 1
1,2-DICHLOROBENZENE	3	< 5 J	< 1	< 5	< 20 J	< 4	< 20 J	< 4	< 5	< 1	< 20 J	< 4	< 5	< 1	<1	< 5	< 1	< 5	< 1
1,2-DICHLOROETHANE	0.6	< 5 J	< 1	< 5	< 20 J	< 4	< 20 J	< 4	< 5	< 1	< 20 J	< 4	< 5	< 1	<1	< 5	< 1	< 5	< 1
1,2-DICHLOROPROPANE	1	< 5 J	< 1	< 5	< 20 J	< 4	< 20 J	< 4	< 5	< 1	< 20 J	< 4	< 5	< 1	<1	< 5	< 1	< 5	< 1
1,3-DICHLOROBENZENE	3	< 5 J	< 1	< 5	< 20 J	< 4	< 20 J	< 4	< 5	< 1	< 20 J	< 4	< 5	< 1	<1	< 5	< 1	< 5	< 1
1,4-DICHLOROBENZENE	3	< 5 J	< 1	< 5	< 20 J	< 4	< 20 J	< 4	< 5	< 1	< 20 J	< 4	< 5	< 1	<1	< 5	< 1	< 5	< 1
2-BUTANONE	50	2.6 J	< 5	< 25	< 100 J	< 20	< 100 J	< 20	< 25	< 5	< 100 J	< 20	2.6 J	< 5	<5	2.7 J	< 5	< 25	< 5
2-HEXANONE	50	< 25 J	< 5	< 25	< 100 J	< 20	< 100 J	< 20	< 25	< 5	< 100 J	< 20	< 25	< 5	<5	< 25	< 5	< 25	< 5
4-METHYL-2-PENTANONE	NS	< 25 J	< 5	< 25	< 100 J	< 20	< 100 J	< 20	< 25	< 5	< 100 J	< 20	< 25	< 5	<5	< 25	< 5	< 25	< 5
ACETONE	50	17 J	11	< 25	41 J	< 20	45 J	< 20	33	13	**770 J**	37	**150**	6.9	6.3	26	7.2	< 25	< 5
BENZENE	1	< 5 J	< 1	< 5	< 20 J	< 4	< 20 J	< 4	< 5	< 1	< 20 J	< 4	< 5	< 1	<1	< 5	< 1	< 5	< 1
BROMODICHLOROMETHANE	50	< 5 J	< 1	< 5	< 20 J	< 4	< 20 J	< 4	< 5	< 1	< 20 J	< 4	< 5	< 1	<1	< 5	< 1	< 5	< 1
BROMOFORM	50	< 5 J	< 1	< 5	< 20 J	< 4	< 20 J	< 4	< 5	< 1	< 20 J	< 4	< 5	< 1	<1	< 5	< 1	< 5	< 1
BROMOMETHANE	5	< 5 J	< 1	< 5	< 20 J	< 4	< 20 J	< 4	< 5	< 1	< 20 J	< 4	< 5	< 1	<1	< 5	< 1	< 5	< 1
CARBON DISULFIDE	NS	< 5 J	< 1	< 5	< 20 J	< 4	< 20 J	< 4	< 5	< 1	< 20 J	< 4	< 5	3.2	0.45 J	< 5	2.6	< 5	< 1
CARBON TETRACHLORIDE	5	< 5 J	< 1	< 5	< 20 J	< 4	< 20 J	< 4	< 5	< 1	< 20 J	< 4	< 5	< 1	<1	< 5	< 1	< 5	< 1
CHLOROBENZENE	5	< 5 J	< 1	< 5	< 20 J	< 4	< 20 J	< 4	< 5	< 1	< 20 J	< 4	< 5	< 1	<1	< 5	< 1	< 5	< 1
CHLOROETHANE	5	< 5 J	< 1	< 5	< 20 J	< 4	< 20 J	< 4	< 5	< 1	< 20 J	< 4	< 5	< 1	<1	< 5	< 1	< 5	< 1
CHLOROFORM	7	< 5 J	< 1	< 5	< 20 J	< 4	< 20 J	< 4	< 5	< 1	**20 J**	**8.2**	0.40 J	< 1	<1	< 5	< 1	< 5	< 1
CHLOROMETHANE	NS	< 5 J	< 1	< 5	< 20 J	< 4	< 20 J	< 4	< 5	< 1	< 20 J	< 4	< 5	< 1	<1	< 5	< 1	< 5	< 1
CIS-1,2-DICHLOROETHENE	5	< 5 J	< 1	2.7 J	**26 J**	**87**	**19 J**	**62**	< 5	< 1	1.8 J	5.0	< 5	< 1	<1	< 5	< 1	**54**	**43**
CIS-1,3-DICHLOROPROPENE	0.4	< 5 J	< 1	< 5	< 20 J	< 4	< 20 J	< 4	< 5	< 1	< 20 J	< 4	< 5	< 1	<1	< 5	< 1	< 5	< 1
CYCLOHEXANE	NS	< 5 J	< 1	< 5	< 20 J	< 4	< 20 J	< 4	< 5	< 1	< 20 J	< 4	< 5	< 1	<1	< 5	< 1	< 5	< 1
DIBROMOCHLOROMETHANE	5	< 5 J	< 1	< 5	< 20 J	< 4	< 20 J	< 4	< 5	< 1	< 20 J	< 4	< 5	< 1	<1	< 5	< 1	< 5	< 1
DICHLORODIFLUOROMETHANE	5	< 5 J	< 1	3.0 J	< 20 J	< 4	< 20 J	< 4	< 5	< 1	< 20 J	< 4	< 5	< 1	<1	< 5	< 1	< 5	< 1
ETHYLBENZENE	5	< 5 J	< 1	< 5	**10 J**	1.7 J	< 20 J	< 4	< 5	< 1	< 20 J	< 4	< 5	< 1	<1	< 5	< 1	< 5	< 1
ISOPROPYLBENZENE	5	< 5 J	< 1	< 5	< 20 J	< 4	< 20 J	< 4	< 5	< 1	< 20 J	< 4	< 5	< 1	<1	< 5	< 1	< 5	< 1
METHYL ACETATE	NS	< 5 J	< 1	< 5	< 20 J	< 4	< 20 J	< 4	< 5	< 1	< 20 J	< 4	< 5	< 1	<1	< 5	< 1	< 5	< 1
METHYL-T-BUTYL ETHER (MTBE)	NS	< 5 J	< 1	< 5	< 20 J	< 4	< 20 J	< 4	< 5	< 1	< 20 J	< 4	< 5	< 1	<1	< 5	< 1	< 5	< 1
METHYLCYCLOHEXANE	NS	< 5 J	< 1	< 5	< 20 J	< 4	< 20 J	< 4	< 5	< 1	< 20 J	< 4	< 5	< 1	<1	< 5	< 1	< 5	< 1
METHYLENE CHLORIDE	5	< 5 J	< 1	< 5	< 20 J	< 4	< 20 J	< 4	< 5	< 1	< 20 J	4.8	1.5 J	< 1	**8.6**	< 5	< 1	< 5	< 1
STYRENE (MONOMER)	5	< 5 J	< 1	< 5	< 20 J	< 4	< 20 J	< 4	< 5	< 1	< 20 J	< 4	< 5	< 1	<1	< 5	< 1	< 5	< 1
TETRACHLOROETHENE	5	0.43 J	0.52 J	0.80 J	**8.6 J**	4.2	**14 J**	< 4	< 5	< 1	**14 J**	**41**	< 5	< 1	<1	< 5	< 1	**60**	**18**
TOLUENE	5	< 5 J	< 1	< 5	< 20 J	< 4	< 20 J	< 4	< 5	< 1	< 20 J	< 4	< 5	< 1	<1	< 5	< 1	< 5	< 1
XYLENE (TOTAL)	5	< 15 J	< 3	< 15	**34 J**	3.9 J	< 20 J	< 12	< 15	< 3	< 60 J	< 12	< 15	< 3	<3	< 15	< 3	< 15	< 3
TRANS-1,2-DICHLOROETHENE	5	< 5 J	< 1	< 5	< 20 J	< 4	< 20 J	< 4	< 5	< 1	< 20 J	< 4	< 5	< 1	<1	< 5	< 1	2.0 J	1.6
TRANS-1,3-DICHLOROPROPENE	0.4	< 5 J	< 1	< 5	< 20 J	< 4	< 20 J	< 4	< 5	< 1	< 20 J	< 4	< 5	< 1	<1	< 5	< 1	< 5	< 1
TRICHLOROETHENE	5	< 5 J	< 1	< 5	**9.5 J**	**37**	**19 J**	**14**	0.94 J	< 1	4.1 J	**9.4**	< 5	< 1	0.27 J	< 5	0.54 J	**18**	**7.6**
TRICHLOROFLUOROMETHANE	5	< 5 J	< 1	< 5	< 20 J	< 4	< 20 J	< 4	< 5	< 1	< 20 J	< 4	< 5	< 1	<1	< 5	< 1	< 5	< 1
VINYL CHLORIDE	2	< 5 J	< 1	< 5	**5.9 J**	**37**	**9.6 J**	**25**	< 5	< 1	< 20 J	< 4	< 5	< 1	<1	< 5	< 1	**4.7 J**	**3.9**

Notes:
Data compared to TOGS 1.1.1 Ambient
Water Quality Standards and Guidance Values
NS - No Standard
All units are ug/L unless otherwise noted
Exceedences noted in **bold**.
J - Estimated Value

Appendix B
Historic Groundwater Data 2008-2009

Former Lockheed Martin, French Road Facility
Utica, New York

CONSTITUENT	NYSDEC GW STANDARDS	MW-2		MW-3		MW-4		MW-5		MW-7		MW-9		MW-10		MW-11		MW-13S
		7/30/2008	10/2/2008	7/30/2008	10/2/2008	7/30/2008	10/2/2008	7/30/2008	10/3/2008	7/29/2008	10/1/2008	7/30/2008	10/2/2008	7/30/2008	10/3/2008	7/29/2008	10/1/2008	7/30/2008
1,1,1-TRICHLOROETHANE	5	0.57 J	< 1	< 5	< 1	< 5	< 1	< 5	< 1	< 5 J	< 1	< 5	< 1	< 5	< 1	< 5	< 1	1.2 J
1,1,2,2-TETRACHLOROETHANE	5	< 5	< 1	< 5	< 1	< 5	< 1	< 5	< 1	< 5 J	< 1	< 5	< 1	< 5	< 1	< 5	< 1	< 5
1,1,2-TRICHLORO-1,2,2-TRIFLUOROETHANE	5	< 5	< 1	< 5	< 1	< 5	< 1	< 5	< 1	< 5 J	< 1	< 5	< 1	< 5	< 1	< 5	< 1	< 5
1,1,2-TRICHLOROETHANE	1	< 5	< 1	< 5	< 1	< 5	< 1	< 5	< 1	< 5 J	< 1	< 5	< 1	< 5	< 1	< 5	< 1	< 5
1,1-DICHLOROETHANE	5	**7.0**	**5.3**	**5.2**	5.0	1.1 J	1.9	< 5	< 1	< 5 J	< 1	0.88 J	< 1	6.9	2.0	< 5	< 1	4.6 J
1,1-DICHLOROETHENE	0.7	< 5	< 1	< 5	< 1	< 5	< 1	< 5	< 1	< 5 J	< 1	< 5	< 1	< 5	< 1	< 5	< 1	< 5
1,2,4-TRICHLOROBENZENE	5	< 5	< 1	< 5	< 1	< 5	< 1	< 5	< 1	< 5 J	< 1	< 5	< 1	< 5	< 1	< 5	< 1	< 5
1,2-DIBROMO-3-CHLOROPROPANE	0.04	< 5	< 1	< 5	< 1	< 5	< 1	< 5	< 1	< 5 J	< 1	< 5	< 1	< 5	< 1	< 5	< 1	< 5
1,2-DIBROMOETHANE	NS	< 5	< 1	< 5	< 1	< 5	< 1	< 5	< 1	< 5 J	< 1	< 5	< 1	< 5	< 1	< 5	< 1	< 5
1,2-DICHLOROBENZENE	3	< 5	< 1	< 5	< 1	< 5	< 1	< 5	< 1	< 5 J	< 1	< 5	< 1	< 5	< 1	< 5	< 1	< 5
1,2-DICHLOROETHANE	0.6	< 5	< 1	< 5	< 1	< 5	< 1	< 5	< 1	< 5 J	< 1	< 5	< 1	< 5	< 1	< 5	< 1	< 5
1,2-DICHLOROPROPANE	1	< 5	< 1	< 5	< 1	< 5	< 1	< 5	< 1	< 5 J	< 1	< 5	< 1	< 5	< 1	< 5	< 1	< 5
1,3-DICHLOROBENZENE	3	< 5	< 1	< 5	< 1	< 5	< 1	< 5	< 1	< 5 J	< 1	< 5	< 1	< 5	< 1	< 5	< 1	< 5
1,4-DICHLOROBENZENE	3	< 5	< 1	< 5	< 1	< 5	< 1	< 5	< 1	< 5 J	< 1	< 5	< 1	< 5	< 1	< 5	< 1	< 5
2-BUTANONE	50	< 25	< 5	< 25	< 5	< 25	< 5	< 25	< 5	< 25 J	< 5	< 25	< 5	< 25	< 5	< 25	< 5	< 25
2-HEXANONE	50	< 25	< 5	< 25	< 5	< 25	< 5	< 25	< 5	< 25 J	< 5	< 25	< 5	< 25	< 5	< 25	< 5	< 25
4-METHYL-2-PENTANONE	NS	< 25	< 5	< 25	< 5	< 25	< 5	< 25	< 5	< 25 J	< 5	< 25	< 5	< 25	< 5	< 25	< 5	< 25
ACETONE	50	< 25	< 5	< 25	< 5	< 25	< 5	< 25	14	4.4 J	6.1	< 25	12	< 25	< 5	< 25	< 5	< 25
BENZENE	1	< 5	< 1	< 5	< 1	< 5	< 1	< 5	< 1	< 5 J	< 1	< 5	< 1	< 5	< 1	< 5	< 1	< 5
BROMODICHLOROMETHANE	50	< 5	< 1	< 5	< 1	< 5	< 1	< 5	< 1	< 5 J	< 1	< 5	< 1	< 5	< 1	< 5	< 1	< 5
BROMOFORM	50	< 5	< 1	< 5	< 1	< 5	< 1	< 5	< 1	< 5 J	< 1	< 5	< 1	< 5	< 1	< 5	< 1	< 5
BROMOMETHANE	5	< 5	< 1	< 5	< 1	< 5	< 1	< 5	< 1	< 5 J	< 1	< 5	< 1	< 5	< 1	< 5	< 1	< 5
CARBON DISULFIDE	NS	< 5	< 1	< 5	< 1	< 5	< 1	< 5	< 1	< 5 J	< 1	< 5	< 1	< 5	< 1	< 5	2.8	< 5
CARBON TETRACHLORIDE	5	< 5	< 1	< 5	< 1	< 5	< 1	< 5	< 1	< 5 J	< 1	< 5	< 1	< 5	< 1	< 5	< 1	< 5
CHLOROBENZENE	5	< 5	< 1	< 5	< 1	< 5	< 1	< 5	< 1	< 5 J	< 1	< 5	< 1	< 5	< 1	< 5	< 1	< 5
CHLOROETHANE	5	< 5	< 1	< 5	< 1	< 5	< 1	< 5	< 1	< 5 J	< 1	< 5	< 1	< 5	< 1	< 5	< 1	< 5
CHLOROFORM	7	< 5	< 1	< 5	< 1	< 5	< 1	< 5	< 1	< 5 J	< 1	< 5	< 1	< 5	< 1	< 5	< 1	< 5
CHLOROMETHANE	NS	< 5	< 1	< 5	< 1	< 5	< 1	< 5	< 1	< 5 J	< 1	< 5	< 1	< 5	< 1	< 5	< 1	< 5
CIS-1,2-DICHLOROETHENE	5	**12**	**11**	**53**	**86**	4.6 J	**7.1**	< 5	< 1	< 5 J	< 1	2.5 J	< 1	**41**	**25**	< 5	< 1	< 5
CIS-1,3-DICHLOROPROPENE	0.4	< 5	< 1	< 5	< 1	< 5	< 1	< 5	< 1	< 5 J	< 1	< 5	< 1	< 5	< 1	< 5	< 1	< 5
CYCLOHEXANE	NS	< 5	< 1	< 5	< 1	< 5	< 1	< 5	< 1	< 5 J	< 1	< 5	< 1	< 5	< 1	< 5	< 1	< 5
DIBROMOCHLOROMETHANE	5	< 5	< 1	< 5	< 1	< 5	< 1	< 5	< 1	< 5 J	< 1	< 5	< 1	< 5	< 1	< 5	< 1	< 5
DICHLORODIFLUOROMETHANE	5	< 5	< 1	< 5	< 1	< 5	< 1	< 5	< 1	< 5 J	< 1	< 5	< 1	< 5	< 1	< 5	< 1	< 5
ETHYLBENZENE	5	< 5	< 1	< 5	< 1	< 5	< 1	< 5	< 1	< 5 J	< 1	< 5	< 1	< 5	< 1	< 5	< 1	< 5
ISOPROPYLBENZENE	5	< 5	< 1	< 5	< 1	< 5	< 1	< 5	< 1	< 5 J	< 1	< 5	< 1	< 5	< 1	< 5	< 1	< 5
METHYL ACETATE	NS	< 5	< 1	< 5	< 1	< 5	< 1	< 5	< 1	< 5 J	< 1	< 5	< 1	< 5	< 1	< 5	< 1	< 5
METHYL-T-BUTYL ETHER (MTBE)	NS	< 5	< 1	< 5	< 1	< 5	< 1	< 5	< 1	< 5 J	< 1	< 5	< 1	< 5	< 1	< 5	< 1	< 5
METHYLCYCLOHEXANE	NS	< 5	< 1	< 5	< 1	< 5	< 1	< 5	< 1	< 5 J	< 1	< 5	< 1	< 5	< 1	< 5	< 1	< 5
METHYLENE CHLORIDE	5	< 5	< 1	< 5	< 1	< 5	< 1	< 5	< 1	< 5 J	< 1	< 5	< 1	< 5	< 1	< 5	< 1	< 5
STYRENE (MONOMER)	5	< 5	< 1	< 5	< 1	< 5	< 1	< 5	< 1	< 5 J	< 1	< 5	< 1	< 5	< 1	< 5	< 1	< 5
TETRACHLOROETHENE	5	< 5	< 1	**40**	**12**	< 5	< 1	< 5	< 1	< 5 J	< 1	< 5	< 1	< 5	< 1	< 5	< 1	< 5
TOLUENE	5	< 5	< 1	< 5	< 1	< 5	< 1	< 5	< 1	< 5 J	< 1	< 5	< 1	< 5	< 1	< 5	< 1	< 5
XYLENE (TOTAL)	5	< 15	< 3	< 15	< 3	< 15	< 3	< 15	< 3	< 15 J	< 3	< 15	< 3	< 5	< 3	< 15	< 3	< 15
TRANS-1,2-DICHLOROETHENE	5	2.1 J	2.1	1.6 J	1.6	< 5	< 1	< 5	< 1	< 5 J	< 1	1.2 J	< 1	3.3 J	1.6	< 5	< 1	< 5
TRANS-1,3-DICHLOROPROPENE	0.4	< 5	< 1	< 5	< 1	< 5	< 1	< 5	< 1	< 5 J	< 1	< 5	< 1	< 5	< 1	< 5	< 1	< 5
TRICHLOROETHENE	5	0.62 J	< 1	**55**	**29**	< 5	< 1	< 5	< 1	0.68 J	0.98 J	< 5	< 1	3.9 J	1.7	< 5	< 1	0.53 J
TRICHLOROFLUOROMETHANE	5	< 5	< 1	< 5	< 1	< 5	< 1	< 5	< 1	< 5 J	< 1	< 5	< 1	< 5	< 1	< 5	< 1	< 5
VINYL CHLORIDE	2	**36**	**28**	**4.8 J**	**4.0**	2.0 J	**3.2**	< 5	< 1	< 5 J	< 1	**7.8**	< 1	**38**	**22**	< 5	< 1	< 5

Notes:
Data compared to TOGS 1.1.1 Ambient
Water Quality Standards and Guidance Values
NS - No Standard
All units are ug/L unless otherwise noted
Exceedences noted in **bold**.
J - Estimated Value

Appendix B
Historic Groundwater Data 2008-2009

Former Lockheed Martin, French Road Facility
Utica, New York

CONSTITUENT	NYSDEC GW STANDARDS	MW-13T		MW-13BR			MW-14S		MW-14BR			MW-15S		MW-15BR		
		7/30/2008	10/3/2008	7/30/2008	10/3/2008	2/5/2009	7/29/2008	10/1/2008	7/29/2008	10/1/2008	2/5/2009	7/29/2008	10/3/2008	7/29/2008	10/1/2008	2/5/2009
1,1,1-TRICHLOROETHANE	5	< 5	< 1	< 5	< 1	<1	< 5	< 1	< 40	< 1	<1	< 5	< 1	< 5	< 1	<1
1,1,2,2-TETRACHLOROETHANE	5	< 5	< 1	< 5	< 1	<1	< 5	< 1	< 40	< 1	<1	< 5	< 1	< 5	< 1	<1
1,1,2-TRICHLORO-1,2,2-TRIFLUOROETHANE	5	< 5	< 1	< 5	< 1	<1	< 5	< 1	< 40	< 1	<1	< 5	< 1	< 5	< 1	<1
1,1,2-TRICHLOROETHANE	1	< 5	< 1	< 5	< 1	<1	< 5	< 1	< 40	< 1	<1	< 5	< 1	< 5	< 1	<1
1,1-DICHLOROETHANE	5	**6.2**	< 1	< 5	< 1	<1	< 5	< 1	< 40	< 1	<1	< 5	< 1	< 5	< 1	<1
1,1-DICHLOROETHENE	0.7	< 5	< 1	< 5	< 1	<1	< 5	< 1	< 40	< 1	<1	< 5	< 1	< 5	< 1	<1
1,2,4-TRICHLOROBENZENE	5	< 5	< 1	< 5	< 1	<1	< 5	< 1	< 40	< 1	<1	< 5	< 1	< 5	< 1	<1
1,2-DIBROMO-3-CHLOROPROPANE	0.04	< 5	< 1	< 5	< 1	<1	< 5	< 1	< 40	< 1	<1	< 5	< 1	< 5	< 1	<1
1,2-DIBROMOETHANE	NS	< 5	< 1	< 5	< 1	<1	< 5	< 1	< 40	< 1	<1	< 5	< 1	< 5	< 1	<1
1,2-DICHLOROBENZENE	3	< 5	< 1	< 5	< 1	<1	< 5	< 1	< 40	< 1	<1	< 5	< 1	< 5	< 1	<1
1,2-DICHLOROETHANE	0.6	< 5	< 1	< 5	< 1	<1	< 5	< 1	< 40	< 1	<1	< 5	< 1	< 5	< 1	<1
1,2-DICHLOROPROPANE	1	< 5	< 1	< 5	< 1	<1	< 5	< 1	< 40	< 1	<1	< 5	< 1	< 5	< 1	<1
1,3-DICHLOROBENZENE	3	< 5	< 1	< 5	< 1	<1	< 5	< 1	< 40	< 1	<1	< 5	< 1	< 5	< 1	<1
1,4-DICHLOROBENZENE	3	< 5	< 1	< 5	< 1	<1	< 5	< 1	< 40	< 1	<1	< 5	< 1	< 5	< 1	<1
2-BUTANONE	50	< 25	< 5	< 25	< 5	<5	< 25	< 5	< 200	< 5	<5	< 25	< 5	< 25	< 5	1.4 J
2-HEXANONE	50	< 25	< 5	< 25	< 5	<5	< 25	< 5	< 200	< 5	<5	< 25	< 5	< 25	< 5	<5
4-METHYL-2-PENTANONE	NS	< 25	< 5	< 25	< 5	<5	< 25	< 5	< 200	< 5	<5	< 25	< 5	< 25	< 5	<5
ACETONE	50	< 25	10	< 25	< 5	3.8 J	2.3 J	< 5	**2100**	**380**	25	1.3 J	5.0	6.0 J	5.8	7.2
BENZENE	1	< 5	< 1	< 5	< 1	<1	< 5	< 1	< 40	< 1	<1	< 5	< 1	< 5	< 1	<1
BROMODICHLOROMETHANE	50	< 5	< 1	< 5	< 1	<1	< 5	< 1	< 40	< 1	<1	< 5	< 1	< 5	< 1	<1
BROMOFORM	50	< 5	< 1	< 5	< 1	<1	< 5	< 1	< 40	< 1	<1	< 5	< 1	< 5	< 1	<1
BROMOMETHANE	5	< 5	< 1	< 5	< 1	<1	< 5 J	< 1	< 40	< 1	<1	< 5	< 1	< 5	< 1	<1
CARBON DISULFIDE	NS	< 5	< 1	< 5	< 1	<1	0.26 J	2.8	< 40	3.0	<1	< 5	2.8	0.30 J	2.6	<1
CARBON TETRACHLORIDE	5	< 5	< 1	< 5	< 1	<1	< 5	< 1	< 40	< 1	<1	< 5	< 1	< 5	< 1	<1
CHLOROBENZENE	5	< 5	< 1	< 5	< 1	<1	< 5	< 1	< 40	< 1	<1	< 5	< 1	< 5	< 1	<1
CHLOROETHANE	5	< 5	< 1	< 5	< 1	<1	< 5	< 1	< 40	< 1	<1	< 5	< 1	< 5	< 1	<1
CHLOROFORM	7	< 5	< 1	< 5	< 1	<1	2.2 J	2.1	**14 J**	**7.5**	3.3	4.3 J	4.5	**11**	5.4	1.1
CHLOROMETHANE	NS	< 5	< 1	< 5	< 1	<1	< 5	< 1	< 40	< 1	<1	< 5	< 1	< 5	< 1	<1
CIS-1,2-DICHLOROETHENE	5	2.5 J	< 1	< 5	< 1	<1	< 5	< 1	< 40	< 1	<1	< 5	< 1	< 5	< 1	<1
CIS-1,3-DICHLOROPROPENE	0.4	< 5	< 1	< 5	< 1	<1	< 5	< 1	< 40	< 1	<1	< 5	< 1	< 5	< 1	<1
CYCLOHEXANE	NS	< 5	< 1	< 5	< 1	<1	< 5	< 1	< 40	< 1	<1	< 5	< 1	< 5	< 1	<1
DIBROMOCHLOROMETHANE	5	< 5	< 1	< 5	< 1	<1	< 5	< 1	< 40	< 1	<1	< 5	< 1	< 5	< 1	<1
DICHLORODIFLUOROMETHANE	5	< 5	< 1	< 5	< 1	<1	< 5	< 1	< 40	< 1	<1	< 5	< 1	< 5	< 1	<1
ETHYLBENZENE	5	< 5	< 1	< 5	< 1	<1	< 5	< 1	< 40	< 1	<1	< 5	< 1	< 5	< 1	<1
ISOPROPYLBENZENE	5	< 5	< 1	< 5	< 1	<1	< 5	< 1	< 40	< 1	<1	< 5	< 1	< 5	< 1	<1
METHYL ACETATE	NS	< 5	< 1	< 5	< 1	<1	< 5	< 1	< 40	< 1	<1	< 5	< 1	< 5	< 1	<1
METHYL-T-BUTYL ETHER (MTBE)	NS	< 5	< 1	< 5	< 1	<1	< 5	< 1	< 40	< 1	<1	< 5	< 1	< 5	< 1	<1
METHYLCYCLOHEXANE	NS	< 5	< 1	< 5	< 1	<1	< 5	< 1	< 40	< 1	<1	< 5	< 1	< 5	< 1	<1
METHYLENE CHLORIDE	5	< 5	< 1	< 5	< 1	<1	< 5	< 1	< 40	1.4	<1	< 5	< 1	< 5	0.73 J	<1
STYRENE (MONOMER)	5	< 5	< 1	< 5	< 1	<1	< 5	< 1	< 40	< 1	<1	< 5	< 1	< 5	< 1	<1
TETRACHLOROETHENE	5	< 5	< 1	< 5	< 1	<1	< 5	< 1	< 40	< 1	<1	< 5	< 1	< 5	< 1	<1
TOLUENE	5	< 5	< 1	< 5	< 1	<1	< 5	< 1	< 40	< 1	<1	< 5	< 1	< 5	< 1	<1
XYLENE (TOTAL)	5	< 15	< 3	< 15	< 3	<3	< 15	< 3	< 120	< 3	<3	< 15	< 3	< 15	< 3	<3
TRANS-1,2-DICHLOROETHENE	5	0.71 J	< 1	< 5	< 1	<1	< 5	< 1	< 40	< 1	<1	< 5	< 1	< 5	< 1	<1
TRANS-1,3-DICHLOROPROPENE	0.4	< 5	< 1	< 5	< 1	<1	< 5	< 1	< 40	< 1	<1	< 5	< 1	< 5	< 1	<1
TRICHLOROETHENE	5	< 5	< 1	< 5	< 1	<1	< 5	< 1	< 40	< 1	<1	< 5	< 1	< 5	< 1	<1
TRICHLOROFLUOROMETHANE	5	< 5	< 1	< 5	< 1	<1	< 5	< 1	< 40	< 1	<1	< 5	< 1	< 5	< 1	<1
VINYL CHLORIDE	2	**26**	< 1	< 5	< 1	<1	< 5	< 1	< 40	< 1	<1	< 5	< 1	< 5	< 1	<1

Notes:
Data compared to TOGS 1.1.1 Ambient
Water Quality Standards and Guidance Values
NS - No Standard
All units are ug/L unless otherwise noted
Exceedences noted in **bold**.
J - Estimated Value

APPENDIX C—
HISTORICAL DATA FOR
THE LOCKHEED MARTIN UTICA SITE, JUNE 2010

Appendix C
Analytical results of June 25-28, 2010 Sampling

Former Lockheed Martin, French Road Facility
Utica, New York

CONSTITUENT	NYSDEC GW STANDARDS	A1-PZ1 6/28/2010	A1-PZ2 6/28/2010	A2-PZ1 6/25/2010	A2-PZ2 6/25/2010	A2-PZ3 6/25/2010	A2-PZ4 6/25/2010	A2-PZ5 6/25/2010	A2-PZ6 6/25/2010	A2-PZ7 6/25/2010	A2-PZ8 6/25/2010	PZ-2 6/24/2010
1,1,2-Trichlorotrifluoroethane	NS	ND J	ND J	740 DJ	ND	ND	ND	ND	6.0 J	ND	ND	ND
Bromodichloromethane	50	ND J	ND J	ND	ND J	ND	ND	ND	ND	ND	ND	ND
Bromoform	50	ND J	ND J	ND	ND	ND	ND	ND	ND	ND	ND	ND
Bromomethane	5	ND	ND	ND	ND	ND	ND	ND	ND	ND	ND	ND
Carbon disulfide	NS	ND J	ND J	0.6 J	ND	ND	ND	ND	ND	ND	ND	ND
Carbon Tetrachloride	5	ND J	ND J	ND	ND	ND	ND	ND	ND	ND	ND	ND
Chlorobenzene	5	ND	ND	ND	ND	ND	ND	ND	ND	ND	ND	ND
Chlorodibromomethane	NS	ND J	ND J	ND	ND	ND	ND	ND	ND	ND	ND	ND
Chloroethane	5	ND	ND	ND	ND	ND	ND	ND	0.64 J	ND	ND	ND
Chloroform	7	ND	ND	ND	ND	ND	ND	ND	ND	ND	ND	ND
1,1-Dichloroethane	5	ND	ND	**820 D**	**9.5 J**	ND	ND	ND	**88**	**66**	ND	ND
Chloromethane	NS	ND J	ND	ND	ND	ND	ND	ND	ND	ND	ND	ND
cis-1,2-Dichloroethene	5	**32**	**140**	**7900 D**	**140**	0.89 J	ND	ND	**670 D**	**870 D**	6.6	1.7
cis-1,3-Dichloropropene	0.4	ND J	ND J	ND	ND	ND	ND	ND	ND	ND	ND	ND
Cyclohexane	NS	ND J	ND J	ND	ND	ND	ND	ND	ND	ND	ND	ND
Dichlorodifluoromethane	5	ND J	ND	ND	ND	ND	ND	ND	ND	ND	ND	ND
1,1-Dichloroethene	0.7	ND	ND	**14**	ND	ND	ND	ND	ND	**6.5**	ND	ND
Ethylbenzene	5	ND	ND	ND	ND	ND	ND	ND	ND	**7.1**	ND	ND
Isopropylbenzene	5	ND	ND	ND	ND	ND	ND	ND	ND	ND	ND	ND
Methyl Acetate	NS	ND J	ND J	ND J	ND	ND	ND	ND	ND	ND	ND	ND J
Methyl tert-Butyl Ether	NS	ND J	ND J	ND	ND	ND	ND	ND	ND	ND	ND	ND
Methylcyclohexane	NS	ND J	ND J	ND	ND	ND	ND	ND	ND	ND	ND	ND
Methylene Chloride	5	ND	ND	4.6	ND	ND	ND	ND	2.2	ND	ND	ND
Styrene	5	ND	ND	ND	ND	ND	ND	ND	ND	ND	ND	ND
Tetrachloroethene	5	ND	ND	0.69 J	**740**	1.1	ND	ND	2.1	**2400 D**	ND	ND
Toluene	5	ND J	ND J	0.89 J	ND	ND	ND	ND	ND	2.2	ND	ND
trans-1,2-Dichloroethene	5	ND	ND	**7.5**	ND	ND	ND	ND	1.1	**5.4**	ND	ND
trans-1,3-Dichloropropene	0.4	ND J	ND J	ND	ND	ND	ND	ND	ND	ND	ND	ND
Trichloroethene	5	ND	ND	**1100 D**	**300**	1.7	ND	ND	**79**	**2700 D**	ND	ND
Trichlorofluoromethane	5	ND J	ND J	ND	ND	ND	ND	ND	ND	ND	ND	ND
Vinyl chloride	2	ND	**21**	**590 D**	**12**	ND	ND	ND	**37**	**42**	ND	1.1
Xylenes, total	5	ND	ND	ND	ND	ND	ND	ND	ND	2.5	ND	ND
1,2,4-Trichlorobenzene	5	ND J	ND J	ND	ND	ND	ND	ND	ND	ND	ND	ND
1,2-Dibromo-3-chloropropane	0.04	ND J	ND J	ND J	ND	ND	ND J	ND J	ND J	ND J	ND J	ND J
1,2-Dibromoethane (EDB)	NS	ND	ND	ND	ND	ND	ND	ND	ND	ND	ND	ND
1,2-Dichlorobenzene	3	ND	ND	ND	ND	ND	ND	ND	ND	ND	ND	0.87 J
1,2-Dichloroethane	0.6	ND	ND	**1.8**	ND	ND	ND	ND	ND	ND	ND	ND
1,2-Dichloroethene, Total	5	**32**	**140**	**7900 D**	**140**	0.89 J	ND	ND	**670 D**	**870 D**	6.6	1.7 J
1,1,1-Trichloroethane	5	ND J	ND J	ND	ND	ND	ND	ND	ND	ND	ND	ND
1,2-Dichloropropane	1	ND	ND	ND	ND	ND	ND	ND	ND	ND	ND	ND
1,3-Dichlorobenzene	3	ND	ND	ND	ND	ND	ND	ND	ND	ND	ND	ND
1,4-Dichlorobenzene	3	ND	ND	ND	ND	ND	ND	ND	ND	ND	ND	ND
1,1,2,2-Tetrachloroethane	5	ND	ND	ND	ND	ND	ND	ND	ND	ND	ND	ND
2-Butanone (MEK)	50	ND	ND	ND	ND	ND	ND	ND	7.0 J	ND	ND	ND
2-Hexanone	50	ND	ND	ND	ND	ND	ND	ND	ND	ND	ND	ND
1,1,2-Trichloroethane	1	ND	ND	0.78 J	ND	ND	ND	ND	ND	ND	ND	ND
4-Methyl-2-pentanone (MIBK)	NS	ND	ND	3.9 J	ND	ND	ND	ND	2.7 J	ND	ND	ND
Acetone	50	ND J	ND J	7.5 J	ND	ND	3.2 J	ND J	26 J	ND J	ND J	5.1 J
Benzene	1	ND	ND	ND	ND	ND	ND	ND	ND	ND	ND	ND

Notes:
Data compared to TOGS 1.1.1 Ambient Water Quality Standards and Guidance Values
NS - No Standard
All units are ug/L unless otherwise noted
bgs - below ground surface
Exceedences noted in **bold** and highlighted.
J - Estimated Value
D -Diluted Value

Appendix C
Analytical results of June 25-28, 2010 Sampling

Former Lockheed Martin, French Road Facility
Utica, New York

CONSTITUENT	NYSDEC GW STANDARDS	PZ-4 6/28/2010	PZ-22 6/28/2010	PZ-23 6/28/2010	PZ-24 6/25/410	PZ-25 6/25/2010	PZ-26 6/25/2010	PZ-27 6/25/2010	PZ-28 6/25/2010	PZ-29 6/28/2010	PZ-30 6/25/2010	PZ-31 6/25/2010
1,1,2-Trichlorotrifluoroethane	NS	ND J	ND J	ND J	ND	ND	ND J	ND J	ND	ND J	ND	ND J
Bromodichloromethane	50	ND J	ND J	ND J	ND	ND	ND J	ND J	ND	ND J	ND	ND J
Bromoform	50	ND J	ND J	ND J	ND	ND	ND J	ND J	ND	ND J	ND	ND J
Bromomethane	5	ND	ND	ND	ND	ND	ND	ND	ND	ND	ND	ND
Carbon disulfide	NS	ND J	ND J	ND J	ND	ND	ND J	ND J	ND	ND J	ND	ND J
Carbon Tetrachloride	5	ND J	ND J	ND J	ND	ND	ND J	ND J	ND	ND J	ND	ND J
Chlorobenzene	5	ND	ND	ND	ND	ND	ND	ND	ND	ND	ND	ND
Chlorodibromomethane	NS	ND J	ND J	ND J	ND	ND	ND J	ND J	ND	ND J	ND	ND J
Chloroethane	5	ND	ND	ND	ND	ND	ND	ND	ND	ND	ND	3.8
Chloroform	7	ND	ND	ND	ND	ND	ND	ND	ND	ND	ND	ND
1,1-Dichloroethane	5	ND	ND	ND	ND	ND	ND	ND	ND	ND	ND	2.8
Chloromethane	NS	ND J	ND J	ND J	ND	ND	ND J	ND J	ND	ND J	ND	ND J
cis-1,2-Dichloroethene	5	ND	ND	ND	ND	ND	ND	ND	**6.6**	4.8	ND	ND
cis-1,3-Dichloropropene	0.4	ND J	ND J	ND J	ND	ND	ND J	ND J	ND	ND J	ND	ND J
Cyclohexane	NS	ND J	ND J	ND J	ND	ND	ND J	ND J	ND	ND J	ND	ND J
Dichlorodifluoromethane	5	ND J	ND J	ND J	ND	ND	ND J	ND J	ND	ND J	ND	ND J
1,1-Dichloroethene	0.7	ND	ND	ND	ND	ND	ND	ND	ND	ND	ND	ND
Ethylbenzene	5	ND	ND	ND	ND	ND	ND	ND	ND	ND	ND	ND
Isopropylbenzene	5	ND	ND	ND	ND	ND	ND	ND	ND	ND	ND	ND
Methyl Acetate	NS	ND J	ND J	ND J	ND	ND	ND J	ND J	ND	ND J	ND	ND J
Methyl tert-Butyl Ether	NS	ND J	ND J	ND J	ND	ND	ND J	ND J	ND	ND J	ND	ND J
Methylcyclohexane	NS	ND J	ND J	ND J	ND	ND	ND J	ND J	ND	ND J	ND	ND J
Methylene Chloride	5	ND	ND	ND	ND	ND	ND	ND	ND	ND	ND	ND
Styrene	5	ND	ND	ND	ND	ND	ND	ND	ND	ND	ND	ND
Tetrachloroethene	5	ND	ND	ND	ND	ND	ND	ND	ND	**5.8**	ND	ND
Toluene	5	ND J	ND J	ND J	ND	ND	ND J	ND J	ND	ND J	ND	ND J
trans-1,2-Dichloroethene	5	ND	ND	ND	ND	ND	ND	ND	ND	ND	ND	ND
trans-1,3-Dichloropropene	0.4	ND J	ND J	ND J	ND	ND	ND J	ND J	ND	ND J	ND	ND J
Trichloroethene	5	ND	ND	ND	ND	ND	ND	ND	ND	0.84 J	ND	ND
Trichlorofluoromethane	5	ND J	ND J	ND J	ND	ND	ND J	ND J	ND	ND J	ND	ND J
Vinyl chloride	2	ND	ND	ND	ND	ND	ND	ND	ND	**12 J**	ND	ND
Xylenes, total	5	ND	ND	ND	ND	ND	ND	ND	ND	ND	ND	ND
1,2,4-Trichlorobenzene	5	ND J	ND J	ND J	ND	ND	ND	ND	ND	ND J	ND	ND J
1,2-Dibromo-3-chloropropane	0.04	ND J	ND J	ND J	ND J	ND J	ND J	ND J	ND J	ND J	ND J	ND J
1,2-Dibromoethane (EDB)	NS	ND	ND	ND	ND	ND	ND	ND	ND	ND	ND	ND
1,2-Dichlorobenzene	3	ND	ND	ND	ND	ND	ND	ND	ND	ND	ND	ND
1,2-Dichloroethane	0.6	ND	ND	ND	ND	ND	ND	ND	ND	ND	ND	ND
1,2-Dichloroethene, Total	5	ND	ND	ND	ND	ND	ND	ND	**6.6**	4.8	ND	ND
1,1,1-Trichloroethane	5	ND J	ND J	ND J	ND	ND	ND	ND	ND	ND J	ND	ND J
1,2-Dichloropropane	1	ND	ND	ND	ND	ND	ND	ND	ND	ND	ND	ND
1,3-Dichlorobenzene	3	ND	ND	ND	ND	ND	ND	ND	ND	ND	ND	ND
1,4-Dichlorobenzene	3	ND	ND	ND	ND	ND	ND	ND	ND	ND	ND	ND
1,1,2,2-Tetrachloroethane	5	ND	ND	ND	ND	ND	ND	ND	ND	ND	ND	ND
2-Butanone (MEK)	50	ND	ND	ND	ND	ND	ND	ND	ND	ND	ND	ND
2-Hexanone	50	ND	ND	ND	ND	ND	ND	ND	ND	ND	ND	ND
1,1,2-Trichloroethane	1	ND	ND	ND	ND	ND	ND	ND	ND	ND	ND	ND
4-Methyl-2-pentanone (MIBK)	NS	ND	ND	ND	ND	ND	ND	ND	ND	ND	ND	ND
Acetone	50	ND J	8.5 J	ND J	ND J	ND J	ND J	ND J	ND J	ND J	ND J	ND J
Benzene	1	ND	ND	ND	ND	ND	ND	ND	ND	ND	ND	ND

Notes:
Data compared to TOGS 1.1.1 Ambient Water Quality
NS - No Standard
All units are ug/L unless otherwise noted
bgs - below ground surface
Exceedences noted in **bold** and highlighted.
J - Estimated Value
D -Diluted Value

Appendix C
Analytical results of June 25-28, 2010 Sampling

Former Lockheed Martin, French Road Facility
Utica, New York

CONSTITUENT	NYSDEC GW STANDARDS	PZ-32 6/25/2010	PZ-34 6/24/2010	PZ-35 6/24/2010	PZ-36 6/24/2010	PZ-39 6/24/2010	PZ-40 6/24/2010	PZ-41 6/24/2010	PZ-42 6/24/2010	MW-6 6/30/2010	MW-9 6/24/2010
1,1,2-Trichlorotrifluoroethane	NS	34 J	ND	ND	ND	ND	ND	ND	ND	ND J	ND J
Bromodichloromethane	50	ND	ND	ND	ND	ND	ND	ND	ND	ND J	ND
Bromoform	50	ND	ND	ND	ND	ND	ND	ND	ND	ND J	ND
Bromomethane	5	ND	ND	ND	ND	ND	ND	ND	ND	ND	ND
Carbon disulfide	NS	ND	ND	ND	ND	ND	0.62 J	ND	ND	ND J	ND
Carbon Tetrachloride	5	ND	ND	ND	ND	ND	ND	ND	ND	ND J	ND
Chlorobenzene	5	ND	ND	ND	ND	ND	ND	ND	ND	ND	ND
Chlorodibromomethane	NS	ND	ND	ND	ND	ND	ND	ND	ND	ND J	ND
Chloroethane	5	ND	ND	ND	ND	ND	ND	ND	ND	ND	ND
Chloroform	7	ND	ND	ND	ND	ND	ND	ND	ND	ND	ND
1,1-Dichloroethane	5	**16**	ND	2.0 J	1.9	1.0	ND	ND	**21**	ND	0.62
Chloromethane	NS	ND	ND	ND	ND	ND	ND	ND	ND	ND J	ND
cis-1,2-Dichloroethene	5	**8.5**	**370**	**10 J**	**6.3**	3.0	ND	ND	**31**	ND	ND
cis-1,3-Dichloropropene	0.4	ND	ND	ND	ND	ND	ND	ND	ND	ND J	ND
Cyclohexane	NS	ND	ND	ND	ND	ND	ND	ND	ND	ND J	ND
Dichlorodifluoromethane	5	ND	ND	ND	ND	ND	ND	ND	ND	ND J	ND
1,1-Dichloroethene	0.7	**6.9**	ND	0.73 J	ND	ND	ND	ND	ND	ND	ND
Ethylbenzene	5	ND	ND	ND J	ND	ND	ND	ND	ND	ND	ND
Isopropylbenzene	5	ND	ND	ND	ND	ND	ND	ND	ND	ND	ND
Methyl Acetate	NS	ND	ND J	ND J	ND J	ND J	ND J	ND J	ND J	ND J	ND J
Methyl tert-Butyl Ether	NS	1.4	ND	ND	ND	ND	ND	ND	ND	ND J	ND J
Methylcyclohexane	NS	ND	ND	ND	ND	ND	ND	ND	ND	ND J	ND
Methylene Chloride	5	ND	ND	ND	ND	ND	ND	ND	ND	ND	ND
Styrene	5	ND	ND	ND	ND	ND	ND	ND	ND	ND	ND
Tetrachloroethene	5	**43**	ND	0.77	ND	**7.4**	ND	ND	ND	ND	ND
Toluene	5	ND	ND	ND	ND	ND	ND	ND	ND	ND J	ND
trans-1,2-Dichloroethene	5	ND	ND	ND	ND	ND	ND	ND	ND	ND	ND
trans-1,3-Dichloropropene	0.4	ND	ND	ND	ND	ND	ND	ND	ND	ND J	ND
Trichloroethene	5	**49**	**12**	**7.1 J**	1.2	**6.5**	ND	ND	**18**	ND	ND
Trichlorofluoromethane	5	ND	ND	ND	ND	ND	ND	ND	ND	ND J	ND
Vinyl chloride	2	ND	**130**	**2.9**	ND	**3.6**	ND	ND	ND	ND	ND
Xylenes, total	5	ND	ND	ND J	ND	ND	ND	ND	ND	ND	ND
1,2,4-Trichlorobenzene	5	ND	ND	ND	ND	ND	ND	ND	ND	ND J	ND
1,2-Dibromo-3-chloropropane	0.04	ND J	ND J	ND J	ND J	ND J	ND J	ND J	ND J	ND J	ND
1,2-Dibromoethane (EDB)	NS	ND	ND	ND	ND	ND	ND	ND	ND	ND	ND
1,2-Dichlorobenzene	3	ND	ND	ND	ND	ND	ND	ND	ND	ND	ND
1,2-Dichloroethane	0.6	ND	ND	ND	ND	ND	ND	ND	ND	ND	ND
1,2-Dichloroethene, Total	5	**8.5**	**370**	**11**	**6.3**	3.0	ND	ND	**31**	ND	ND
1,1,1-Trichloroethane	5	**11**	ND	ND	ND	ND	ND	ND	ND	ND J	ND
1,2-Dichloropropane	1	ND	ND	ND	ND	ND	ND	ND	ND	ND	ND
1,3-Dichlorobenzene	3	ND	ND	ND	ND	ND	ND	ND	ND	ND	ND
1,4-Dichlorobenzene	3	ND	ND	ND	ND	ND	ND	ND	ND	ND	ND
1,1,2,2-Tetrachloroethane	5	ND	ND	ND	ND	ND	ND	ND	ND	ND	ND
2-Butanone (MEK)	50	ND	ND	ND	ND	ND	ND	ND	ND	3.2 J	ND
2-Hexanone	50	ND	ND	ND	ND	ND	ND	ND	ND	ND	ND
1,1,2-Trichloroethane	1	ND	ND	ND	ND	ND	ND	ND	ND	ND	ND
4-Methyl-2-pentanone (MIBK)	NS	ND	ND	ND	ND	ND	ND	ND	ND	ND	ND
Acetone	50	ND J	ND	ND	4.2 J	3.3 J	7.5 J	ND	ND	5.5 J	26
Benzene	1	ND	ND	ND J	ND	ND	ND	ND	ND	ND	ND

Notes:
Data compared to TOGS 1.1.1 Ambient Water Quality
NS - No Standard
All units are ug/L unless otherwise noted
bgs - below ground surface
Exceedences noted in **bold** and highlighted.
J - Estimated Value
D -Diluted Value

APPENDIX D—
ANNUAL GROUNDWATER SAMPLING DATA, SEPTEMBER 2011

Appendix D
Annual Groundwater Sampling Data (September 2011)

Former Lockheed Martin, French Road Facility
Utica, New York

Location ID: / Date Collected:	Water Guidance Values	Units	A1-PZ-2 09/27/11	A2-PZ-1 09/26/11	A2-PZ-7 09/26/11	MW-1 09/28/11	MW-2 09/27/11	MW-3 09/28/11	MW-4 09/27/11	MW-5 09/28/11	MW-10 09/29/11	MW-13S 09/27/11	MW-14BR 09/29/11	PZ-5 09/28/11	PZ-6 09/28/11	PZ-7 09/28/11	PZ-8 09/28/11	PZ-11R 09/29/11	PZ-13R 09/27/11	PZ-18 09/27/11	PZ-26 09/26/11	PZ-27 09/27/11
Volatile Organics																						
1,1,1-Trichloroethane	5	ug/L	1.0 U	1.0 U	1.0 U	1.0 U	1.0 U	1.0 U	1.0 U	1.0 U	1.0 U	1.0 U	1.0 U	1.0 U	1.0 U	1.0 U	1.0 U	1.0 U	1.0 U	1.0 U	1.0 U	1.0 U
1,1,2,2-Tetrachloroethane	5	ug/L	1.0 U	1.0 U	1.0 U	1.0 U	1.0 U	1.0 U	1.0 U	1.0 U	1.0 U	1.0 U	1.0 U	1.0 U	1.0 U	1.0 U	1.0 U	1.0 U	1.0 U	1.0 U	1.0 U	1.0 U
1,1,2-trichloro-1,2,2-trifluoroethane	5	ug/L	1.0 U	**1600 EJ**	1.0 U	1.0 U	1.0 U	1.0 U	1.0 U	1.0 U	1.0 U	1.0 U	1.0 U	1.0 U	1.0 U	1.0 U	1.0 U	1.0 U	1.0 U	1.0 U	1.0 U	1.0 U
1,1,2-Trichloroethane	1	ug/L	1.0 U	**3.0**	1.0 U	1.0 U	1.0 U	1.0 U	1.0 U	1.0 U	1.0 U	1.0 U	1.0 U	1.0 U	1.0 U	1.0 U	1.0 U	1.0 U	1.0 U	1.0 U	1.0 U	1.0 U
1,1-Dichloroethane	5	ug/L	2.1	**1,900 D**	**9.8**	**5.8**	**5.9**	**6.8**	0.70 J	0.69 J	2.6	2.4	1.0 U	1.0 U	1.0 U	0.83 J	4.8	1.0 U	1.0 U	1.0 U	1.0 U	1.0 U
1,1-Dichloroethene	5	ug/L	1.0 U	**45**	0.73 J	1.0 U	1.0 U	0.57 J	1.0 U	1.0 U	1.0 U	1.0 U	1.0 U	1.0 U	1.0 U	1.0 U	1.0 U	1.0 U	1.0 U	1.0 U	1.0 U	1.0 U
1,2,4-Trichlorobenzene	5	ug/L	1.0 U	1.0 U	1.0 U	1.0 U	1.0 U	1.0 U	1.0 U	1.0 U	1.0 U	1.0 U	1.0 U	1.0 U	1.0 U	1.0 U	1.0 U	1.0 U	1.0 U	1.0 U	1.0 U	1.0 U
1,2-Dibromo-3-chloropropane	0.04	ug/L	1.0 U	1.0 U	1.0 U	1.0 U	1.0 U	1.0 U	1.0 U	1.0 U	1.0 U	1.0 U	1.0 U	1.0 U	1.0 U	1.0 U	1.0 U	1.0 U	1.0 U	1.0 U	1.0 U	1.0 U
1,2-Dibromoethane	0.0006	ug/L	1.0 U	1.0 U	1.0 U	1.0 U	1.0 U	1.0 U	1.0 U	1.0 U	1.0 U	1.0 U	1.0 U	1.0 U	1.0 U	1.0 U	1.0 U	1.0 U	1.0 U	1.0 U	1.0 U	1.0 U
1,2-Dichlorobenzene	3	ug/L	1.0 U	1.0 U	1.0 U	1.0 U	1.0 U	1.0 U	1.0 U	1.0 U	1.0 U	1.0 U	1.0 U	1.0 U	1.0 U	1.0 U	1.0 U	1.0 U	1.0 U	1.0 U	1.0 U	1.0 U
1,2-Dichloroethane	0.6	ug/L	1.0 U	**5.1**	1.0 U	1.0 U	1.0 U	1.0 U	1.0 U	1.0 U	1.0 U	1.0 U	1.0 U	1.0 U	1.0 U	1.0 U	1.0 U	1.0 U	1.0 U	1.0 U	1.0 U	1.0 U
1,2-Dichloropropane	1	ug/L	1.0 U	1.0 U	1.0 U	1.0 U	1.0 U	1.0 U	1.0 U	1.0 U	1.0 U	1.0 U	1.0 U	1.0 U	1.0 U	1.0 U	1.0 U	1.0 U	1.0 U	1.0 U	1.0 U	1.0 U
1,3-Dichlorobenzene	3	ug/L	1.0 U	1.0 U	1.0 U	1.0 U	1.0 U	1.0 U	1.0 U	1.0 U	1.0 U	1.0 U	1.0 U	1.0 U	1.0 U	1.0 U	1.0 U	1.0 U	1.0 U	1.0 U	1.0 U	1.0 U
1,4-Dichlorobenzene	3	ug/L	1.0 U	1.0 U	1.0 U	1.0 U	1.0 U	1.0 U	1.0 U	1.0 U	1.0 U	1.0 U	1.0 U	1.0 U	1.0 U	1.0 U	1.0 U	1.0 U	1.0 U	1.0 U	1.0 U	1.0 U
2-Butanone	50	ug/L	10 U	10 U	10 U	10 U	10 U	10 U	10 U	10 U	10 U	10 U	10 U	10 U	10 U	10 U	10 U	10 U	10 U	10 U	10 U	10 U
2-Hexanone	50	ug/L	5.0 U	5.0 U	5.0 U	5.0 U	5.0 U	5.0 U	5.0 U	5.0 U	5.0 U	5.0 U	5.0 U	5.0 U	5.0 U	5.0 U	5.0 U	5.0 U	5.0 U	5.0 U	5.0 U	5.0 U
4-Methyl-2-pentanone	- -	ug/L	5.0 U	6.2	5.0 U	5.0 U	5.0 U	5.0 U	5.0 U	5.0 U	5.0 U	5.0 U	5.0 U	5.0 U	5.0 U	5.0 U	5.0 U	5.0 U	5.0 U	5.0 U	5.0 U	5.0 U
Acetone	50	ug/L	6.6 J	9.5 J	10 U	10 U	10 U	10 U	10 U	10 U	10 U	10 U	16	3.1 J	10 U	10 U	10 U	10 U	10 U	10 U	10 U	10 U
Benzene	1	ug/L	1.0 U	0.52 J	1.0 U	1.0 U	1.0 U	1.0 U	1.0 U	1.0 U	1.0 U	1.0 U	1.0 U	1.0 U	1.0 U	1.0 U	1.0 U	1.0 U	1.0 U	1.0 U	1.0 U	1.0 U
Bromodichloromethane	50	ug/L	1.0 U	1.0 U	1.0 U	1.0 U]	1.0 U	1.0 U	1.0 U	1.0 U	1.0 U	1.0 U	1.0 U	1.0 U	1.0 U	1.0 U	1.0 U	1.0 U	1.0 U	1.0 U	1.0 U	1.0 U
Bromoform	50	ug/L	1.0 U	1.0 U	1.0 U	1.0 U	1.0 U	1.0 U	1.0 U	1.0 U	1.0 U	1.0 U	1.0 U	1.0 U	1.0 U	1.0 U	1.0 U	1.0 U	1.0 U	1.0 U	1.0 U	1.0 U
Bromomethane	5	ug/L	1.0 U	1.0 U	1.0 U	1.0 U	1.0 U	1.0 U	1.0 U	1.0 U	1.0 U	1.0 U	1.0 U	1.0 U	1.0 U	1.0 U	1.0 U	1.0 U	1.0 U	1.0 U	1.0 U	1.0 U
Carbon Disulfide	60	ug/L	1.0 U	1.2	1.0 U	1.0 U	1.0 U	1.0 U	1.0 U	1.0 U	1.0 U	1.0 U	1.0 U	1.0 U	1.0 U	1.0 U	1.0 U	1.0 U	1.0 U	1.0 U	1.0 U	1.0 U
Carbon Tetrachloride	5	ug/L	1.0 U	1.0 U	1.0 U	1.0 U	1.0 U	1.0 U	1.0 U	1.0 U	1.0 U	1.0 U	1.0 U	1.0 U	1.0 U	1.0 U	1.0 U	1.0 U	1.0 U	1.0 U	1.0 U	1.0 U
Chlorobenzene	5	ug/L	1.0 U	1.0 U	1.0 U	1.0 U	1.0 U	1.0 U	1.0 U	1.0 U	1.0 U	1.0 U	1.0 U	1.0 U	1.0 U	1.0 U	1.0 U	1.0 U	1.0 U	1.0 U	1.0 U	1.0 U
Chloroethane	5	ug/L	1.0 U	1.0 U	1.0 U	1.0 U	1.0 U	1.0 U	1.0 U	1.0 U	1.0 U	1.0 U	1.0 U	1.0 U	1.0 U	1.0 U	1.0 U	1.0 U	1.0 U	1.0 U	1.0 U	1.0 U
Chloroform	7	ug/L	1.0 U	1.0 U	1.0 U	1.0 U	1.0 U	1.0 U	1.0 U	1.0 U	1.0 U	1.0 U	1.0 U	1.0 U	1.0 U	1.0 U	1.0 U	1.0 U	1.0 U	1.0 U	1.0 U	1.0 U
Chloromethane	5	ug/L	1.0 U	1.0 U	1.0 U	1.0 U	1.0 U	1.0 U	1.0 U	1.0 U	1.0 U	1.0 U	1.0 U	1.0 U	1.0 U	1.0 U	1.0 U	1.0 U	1.0 U	1.0 U	1.0 U	1.0 U
cis-1,2-Dichloroethene	5	ug/L	**99**	**27,000 D**	**120 D**	**40**	**13**	**68**	3.3	1.0 U	**53**	1.0 U	1.0 U	**53**	**20**	1.0 U	**77**	5.0	2.4	0.85 J	1.0 U	1.0 U
cis-1,3-Dichloropropene	0.4	ug/L	1.0 U	1.0 U	1.0 U	1.0 U	1.0 U	1.0 U	1.0 U	1.0 U	1.0 U	1.0 U	1.0 U	1.0 U	1.0 U	1.0 U	1.0 U	1.0 U	1.0 U	1.0 U	1.0 U	1.0 U
Cyclohexane	- -	ug/L	1.0 U	1.0 U	1.0 U	1.0 U	1.0 U	1.0 U	1.0 U	1.0 U	1.0 U	1.0 U	1.0 U	1.0 U	1.0 U	1.0 U	1.0 U	1.0 U	1.0 U	1.0 U	1.0 U	1.0 U
Dibromochloromethane	50	ug/L	1.0 U	1.0 U	1.0 U	1.0 U	1.0 U	1.0 U	1.0 U	1.0 U	1.0 U	1.0 U	1.0 U	1.0 U	1.0 U	1.0 U	1.0 U	1.0 U	1.0 U	1.0 U	1.0 U	1.0 U
Dichlorodifluoromethane	5	ug/L	1.0 U	960 EJ	1.0 U	1.0 U	1.0 U	1.0 U	1.0 U	1.0 U	1.0 U	1.0 U	1.0 U	1.0 U	1.0 U	1.0 U	1.0 U	1.0 U	1.0 U	1.0 U	1.0 U	1.0 U
Ethylbenzene	5	ug/L	1.0 U	1.0 U	1.0 U	1.0 U	1.0 U	1.0 U	1.0 U	1.0 U	1.0 U	1.0 U	1.0 U	1.0 U	1.0 U	1.0 U	1.0 U	1.0 U	1.0 U	1.0 U	1.0 U	1.0 U
Isopropylbenzene	5	ug/L	1.0 U	1.0 U	1.0 U	1.0 U	1.0 U	1.0 U	1.0 U	1.0 U	1.0 U	1.0 U	1.0 U	1.0 U	1.0 U	1.0 U	1.0 U	1.0 U	1.0 U	1.0 U	1.0 U	1.0 U
Methyl acetate	- -	ug/L	1.0 U	1.0 U	1.0 U	1.0 U	1.0 U	1.0 U	1.0 U	1.0 U	1.0 U	1.0 U	1.0 U	1.0 U	1.0 U	1.0 U	1.0 U	1.0 U	1.0 U	1.0 U	1.0 U	1.0 U
Methyl tert-butyl ether	10	ug/L	1.0 U	1.0 U	1.0 U	1.0 U	1.0 U	1.0 U	1.0 U	1.0 U	1.0 U	1.0 U	1.0 U	1.0 U	1.0 U	1.0 U	1.0 U	1.0 U	1.0 U	1.0 U	1.0 U	1.0 U
Methylcyclohexane	- -	ug/L	1.0 U	1.0 U	1.0 U	1.0 U	1.0 U	1.0 U	1.0 U	1.0 U	1.0 U	1.0 U	1.0 U	1.0 U	1.0 U	1.0 U	1.0 U	1.0 U	1.0 U	1.0 U	1.0 U	1.0 U
Methylene Chloride	5	ug/L	1.0 U	1.0 U	1.0 U	1.0 U	1.0 U	1.0 U	1.0 U	1.0 U	1.0 U	1.0 U	0.57 J	1.0 U	1.0 U	1.0 U	1.0 U	1.0 U	1.0 U	1.0 U	1.0 U	1.0 U
Styrene	5	ug/L	1.0 U	1.0 U	1.0 U	1.0 U	1.0 U	1.0 U	1.0 U	1.0 U	1.0 U	1.0 U	1.0 U	1.0 U	1.0 U	1.0 U	1.0 U	1.0 U	1.0 U	1.0 U	1.0 U	1.0 U
Tetrachloroethene	5	ug/L	1.0 U	4.6	**360 D**	**77**	1.0 U	**9.2**	1.0 U	1.0 U	1.0 U	1.0 U	1.0 U	**59**	**72**	1.0 U	**350 D**	**5.5**	1.7	1.0 U	1.0 U	1.0 U
Toluene	5	ug/L	1.0 U	**5.1**	1.0 U	1.0 U	1.0 U	1.0 U	1.0 U	1.0 U	1.0 U	1.0 U	1.0 U	1.0 U	1.0 U	1.0 U	1.0 U	1.0 U	1.0 U	1.0 U	1.0 U	1.0 U
trans-1,2-Dichloroethene	5	ug/L	1.0 U	**33**	1.0 U	1.0 U	2.0	1.0 U	1.0 U	1.0 U	3.4	1.0 U	1.0 U	1.0 U	1.0 U	1.0 U	1.0 U	1.0 U	1.0 U	1.0 U	1.0 U	1.0 U
trans-1,3-Dichloropropene	0.4	ug/L	1.0 U	1.0 U	1.0 U	1.0 U	1.0 U	1.0 U	1.0 U	1.0 U	1.0 U	1.0 U	1.0 U	1.0 U	1.0 U	1.0 U	1.0 U	1.0 U	1.0 U	1.0 U	1.0 U	1.0 U
Trichloroethene	5	ug/L	1.7	**2,100 D**	**280 D**	**18**	1.0 U	**16**	1.0 U	1.0 U	2.5	1.0 U	1.0 U	**91 D**	**20**	0.58 J	**290 D**	**9.0**	**5.5**	1.0 U	1.0 U	1.0 U
Trichlorofluoromethane	5	ug/L	1.0 U	1.0 U	1.0 U	1.0 U	1.0 U	1.0 U	1.0 U	1.0 U	1.0 U	1.0 U	1.0 U	1.0 U	1.0 U	1.0 U	1.0 U	1.0 U	1.0 U	1.0 U	1.0 U	1.0 U
Vinyl Chloride	2	ug/L	**27**	**720 D**	**6.5**	**3.1**	**33**	**5.0**	1.4	1.0 U	**23**	1.0 U	1.0 U	1.0 U	1.0 U	1.0 U	1.0 U	1.0 U	1.0 U	1.0 U	1.0 U	1.0 U
Xylenes (total)	5	ug/L	2.0 U	2.0 U	2.0 U	2.0 U	2.0 U	2.0 U	2.0 U	2.0 U	2.0 U	2.0 U	2.0 U	0.70 J	2.0 U	2.0 U	2.0 U	2.0 U	2.0 U	2.0 U	2.0 U	2.0 U
Miscellaneous																						
Alkalinity	- -	mg/L	425	482	NA	338	NA	356	NA	NA	211	NA	NA	NA	NA	NA	NA	NA	390	NA	NA	NA
Nitrate	10	mg/L	0.05 UJ	0.05 UJ	NA	0.73 [0.76]	NA	0.091	NA	NA	0.05 U	NA	NA	NA	NA	NA	NA	NA	0.063	NA	NA	NA
Sulfate	250	mg/L	2.4 UB	36.2 UB	NA	166 [167]	NA	160	NA	NA	108	NA	NA	NA	NA	NA	NA	NA	42.1	NA	NA	NA
Dissolved Gases (GC)																						
Methane	- -	ug/L	710 D	1,200 D	NA	130 [66]	NA	57	NA	NA	97 D	NA	NA	NA	NA	NA	NA	NA	120 D	NA	NA	NA

Notes:
NA: Not Analyzed.
U: The compound was analyzed for but not detected. The associated value is the compound quantitation limit.
J: Indicates an estimated value.
B: Indicates an estimated value between the instrument detection limit and the Reporting Limit (RL).

APPENDIX E—
2013 GROUNDWATER LAB ANALYSIS REPORTS
(ON ATTACHED CD)

TestAmerica

THE LEADER IN ENVIRONMENTAL TESTING

ANALYTICAL REPORT

TestAmerica Laboratories, Inc.
TestAmerica Buffalo
10 Hazelwood Drive
Amherst, NY 14228-2298
Tel: (716)691-2600

TestAmerica Job ID: 480-31501-1
Client Project/Site: Lockheed Martin - Pilot Test

For:
ARCADIS U.S. Inc
630 Plaza Drive, Suite 600
Highlands Ranch, Colorado 80129

Attn: Accounts Payable

Candace L. Fox

Authorized for release by:
1/25/2013 4:02:14 PM

Candace Fox
Project Manager II
candace.fox@testamericainc.com

LINKS

Review your project results through TotalAccess

Have a Question? Ask The Expert

Visit us at: www.testamericainc.com

The test results in this report meet all 2003 NELAC and 2009 TNI requirements for accredited parameters, exceptions are noted in this report. This report may not be reproduced except in full, and with written approval from the laboratory. For questions please contact the Project Manager at the e-mail address or telephone number listed on this page.

This report has been electronically signed and authorized by the signatory. Electronic signature is intended to be the legally binding equivalent of a traditionally handwritten signature.

Results relate only to the items tested and the sample(s) as received by the laboratory.

Table of Contents

Cover Page 1
Table of Contents 2
Definitions/Glossary 3
Case Narrative 4
Detection Summary 5
Client Sample Results 8
Surrogate Summary 32
QC Sample Results 33
QC Association Summary 42
Lab Chronicle 44
Certification Summary 47
Method Summary 48
Sample Summary 49
Chain of Custody 50
Receipt Checklists 52

Qualifiers

GC/MS VOA

Qualifier	Qualifier Description
E	Result exceeded calibration range.
J	Result is less than the RL but greater than or equal to the MDL and the concentration is an approximate value.
F	MS or MSD exceeds the control limits

General Chemistry

Qualifier	Qualifier Description
J	Result is less than the RL but greater than or equal to the MDL and the concentration is an approximate value.
B	Compound was found in the blank and sample.

Glossary

Abbreviation	These commonly used abbreviations may or may not be present in this report.
☼	Listed under the "D" column to designate that the result is reported on a dry weight basis
%R	Percent Recovery
CNF	Contains no Free Liquid
DER	Duplicate error ratio (normalized absolute difference)
DL, RA, RE, IN	Indicates a Dilution, Reanalysis, Re-extraction, or additional Initial metals/anion analysis of the sample
DLC	Decision level concentration
EDL	Estimated Detection Limit
EPA	United States Environmental Protection Agency
MDA	Minimum detectable activity
MDC	Minimum detectable concentration
MDL	Method Detection Limit
ML	Minimum Level (Dioxin)
ND	Not detected at the reporting limit (or MDL or EDL if shown)
PQL	Practical Quantitation Limit
QC	Quality Control
RER	Relative error ratio
RL	Reporting Limit or Requested Limit (Radiochemistry)
RPD	Relative Percent Difference, a measure of the relative difference between two points
TEF	Toxicity Equivalent Factor (Dioxin)
TEQ	Toxicity Equivalent Quotient (Dioxin)

Job ID: 480-31501-1

Laboratory: TestAmerica Buffalo

Narrative

Job Narrative
480-31501-1

Comments
No additional comments.

Receipt
The samples were received on 1/12/2013 10:15 AM; the samples arrived in good condition, properly preserved and, where required, on ice. The temperature of the cooler at receipt was 3.6º C.

GC/MS VOA
Method(s) 8260B: The following volatiles sample(s) was diluted due to foaming at the time of purging during the original sample analysis: MW-20 (480-31501-7), MW-21 (480-31501-8), PZ-13R (480-31501-15). Elevated reporting limits (RLs) are provided.

Method(s) 8260B: The following sample(s) was diluted to bring the concentration of target analytes within the calibration range: DUP-011113 (480-31501-2), MW-1 (480-31501-3), PZ-8 (480-31501-10). Elevated reporting limits (RLs) are provided.

Method(s) 8260B: The following sample(s) was diluted to bring the concentration of target analytes within the calibration range: (480-31501-14 MS), (480-31501-14 MSD), A2-PZ-2 (480-31501-14), MW-18 (480-31501-6). Elevated reporting limits (RLs) are provided.

Method(s) 8260B: The matrix spike / matrix spike duplicate (MS/MSD) recoveries for batch 99973 were outside control limits. The associated laboratory control sample (LCS) recovery met acceptance criteria.

Method(s) 8260B: The following compounds were outside control limits in the continuing calibration verification (CCV) associated with batch 99898: 1,1,2-Trichloro-1,2,2-trifluoromethane. These compounds are not classified as Calibration Check Compounds (CCCs) in the reference method, and the laboratory defaults to in-house and/or project-specific criteria for evaluation. Due to the large number of analytes contained in the CCV, the laboratory's SOP allows for six analytes to be outside limits; therefore, the data have been reported.

Method(s) 8260B: The method blank for batch 99973 contained 1,2,4-Trichlorobenzene above the method detection limit. This target analyte concentration was less than the reporting limit (RL); therefore, re-extraction and/or re-analysis of samples was not performed.

No analytical or quality issues were noted.

GC VOA
Method(s) RSK-175: The following samples were diluted to bring the concentration of target analytes within the calibration range: A1-PZ-2 (480-31501-13), MW-3 (480-31501-4), PZ-13R (480-31501-15). Elevated reporting limits (RLs) are provided.

No other analytical or quality issues were noted.

General Chemistry
Method(s) 9038, D516-90, 02: The method blank for batch 99713 contained sulfate above the method detection limit. This target analyte concentration was less than the reporting limit (RL); therefore, re-extraction and/or re-analysis of samples was not performed.A1-PZ-2 (480-31501-13), DUP-011113 (480-31501-2), MW-3 (480-31501-4)

Method(s) D516-90, 02: The method blank for batch 100481 contained sulfate above the method detection limit. This target analyte concentration was less than the reporting limit (RL); therefore, re-extraction and/or re-analysis of samples was not performed.MW-1 (480-31501-3), PZ-13R (480-31501-15)

No other analytical or quality issues were noted.

Detection Summary

Client: ARCADIS U.S. Inc
Project/Site: Lockheed Martin - Pilot Test

TestAmerica Job ID: 480-31501-1

Client Sample ID: TB-011113 — Lab Sample ID: 480-31501-1

No Detections

Client Sample ID: DUP-011113 — Lab Sample ID: 480-31501-2

Analyte	Result	Qualifier	RL	MDL	Unit	Dil Fac	D	Method	Prep Type
1,1-Dichloroethane	2.1		1.0	0.38	ug/L	1		8260B	Total/NA
cis-1,2-Dichloroethene	20		1.0	0.81	ug/L	1		8260B	Total/NA
Tetrachloroethene	120	E	1.0	0.36	ug/L	1		8260B	Total/NA
Trichloroethene	20		1.0	0.46	ug/L	1		8260B	Total/NA
1,1-Dichloroethane - DL	2.0		2.0	0.76	ug/L	2		8260B	Total/NA
cis-1,2-Dichloroethene - DL	19		2.0	1.6	ug/L	2		8260B	Total/NA
Tetrachloroethene - DL	120		2.0	0.72	ug/L	2		8260B	Total/NA
Trichloroethene - DL	19		2.0	0.92	ug/L	2		8260B	Total/NA
Methane	57		4.0	0.22	ug/L	1		RSK-175	Total/NA
Nitrate as N	4.7		0.050	0.020	mg/L	1		353.2	Total/NA
Sulfate	135	B	25.0	7.5	mg/L	5		D516-90, 02	Total/NA
Alkalinity, Total	296		5.0	0.79	mg/L	1		SM 2320B	Total/NA
Alkalinity, Bicarbonate	296		5.0	0.79	mg/L	1		SM 2320B	Total/NA

Client Sample ID: MW-1 — Lab Sample ID: 480-31501-3

Analyte	Result	Qualifier	RL	MDL	Unit	Dil Fac	D	Method	Prep Type
1,1-Dichloroethane	2.1		1.0	0.38	ug/L	1		8260B	Total/NA
cis-1,2-Dichloroethene	20		1.0	0.81	ug/L	1		8260B	Total/NA
Tetrachloroethene	120	E	1.0	0.36	ug/L	1		8260B	Total/NA
Trichloroethene	20		1.0	0.46	ug/L	1		8260B	Total/NA
1,1-Dichloroethane - DL	2.1		2.0	0.76	ug/L	2		8260B	Total/NA
cis-1,2-Dichloroethene - DL	19		2.0	1.6	ug/L	2		8260B	Total/NA
Tetrachloroethene - DL	110		2.0	0.72	ug/L	2		8260B	Total/NA
Trichloroethene - DL	19		2.0	0.92	ug/L	2		8260B	Total/NA
Methane	45		4.0	0.22	ug/L	1		RSK-175	Total/NA
Nitrate as N	5.2		0.050	0.020	mg/L	1		353.2	Total/NA
Sulfate	133	B	25.0	7.5	mg/L	5		D516-90, 02	Total/NA
Alkalinity, Total	309		5.0	0.79	mg/L	1		SM 2320B	Total/NA
Alkalinity, Bicarbonate	309		5.0	0.79	mg/L	1		SM 2320B	Total/NA

Client Sample ID: MW-3 — Lab Sample ID: 480-31501-4

Analyte	Result	Qualifier	RL	MDL	Unit	Dil Fac	D	Method	Prep Type
1,1-Dichloroethane	3.0		1.0	0.38	ug/L	1		8260B	Total/NA
cis-1,2-Dichloroethene	26		1.0	0.81	ug/L	1		8260B	Total/NA
Tetrachloroethene	16		1.0	0.36	ug/L	1		8260B	Total/NA
Trichloroethene	13		1.0	0.46	ug/L	1		8260B	Total/NA
Vinyl chloride	4.3		1.0	0.90	ug/L	1		8260B	Total/NA
Methane	150		40	2.2	ug/L	10		RSK-175	Total/NA
Nitrate as N	0.17		0.050	0.020	mg/L	1		353.2	Total/NA
Sulfate	129	B	25.0	7.5	mg/L	5		D516-90, 02	Total/NA
Alkalinity, Total	265		5.0	0.79	mg/L	1		SM 2320B	Total/NA
Alkalinity, Bicarbonate	265		5.0	0.79	mg/L	1		SM 2320B	Total/NA
Total Organic Carbon	0.96	J	1.0	0.43	mg/L	1		SM 5310D	Total/NA

This Detection Summary does not include radiochemical test results.

Detection Summary

Client: ARCADIS U.S. Inc
Project/Site: Lockheed Martin - Pilot Test

TestAmerica Job ID: 480-31501-1

Client Sample ID: MW-13S — Lab Sample ID: 480-31501-5

Analyte	Result	Qualifier	RL	MDL	Unit	Dil Fac	D	Method	Prep Type
1,1-Dichloroethane	1.1		1.0	0.38	ug/L	1		8260B	Total/NA

Client Sample ID: MW-18 — Lab Sample ID: 480-31501-6

Analyte	Result	Qualifier	RL	MDL	Unit	Dil Fac	D	Method	Prep Type
1,1-Dichloroethane	40		1.0	0.38	ug/L	1		8260B	Total/NA
1,1-Dichloroethene	2.2		1.0	0.29	ug/L	1		8260B	Total/NA
cis-1,2-Dichloroethene	790	E	1.0	0.81	ug/L	1		8260B	Total/NA
Dichlorodifluoromethane	0.96	J	1.0	0.68	ug/L	1		8260B	Total/NA
Ethylbenzene	2.4		1.0	0.74	ug/L	1		8260B	Total/NA
Tetrachloroethene	110	E	1.0	0.36	ug/L	1		8260B	Total/NA
Toluene	1.7		1.0	0.51	ug/L	1		8260B	Total/NA
trans-1,2-Dichloroethene	4.4		1.0	0.90	ug/L	1		8260B	Total/NA
Trichloroethene	360	E	1.0	0.46	ug/L	1		8260B	Total/NA
Vinyl chloride	7.6		1.0	0.90	ug/L	1		8260B	Total/NA
1,1-Dichloroethane - DL	52		20	7.6	ug/L	20		8260B	Total/NA
cis-1,2-Dichloroethene - DL	1500		20	16	ug/L	20		8260B	Total/NA
Tetrachloroethene - DL	130		20	7.2	ug/L	20		8260B	Total/NA
Trichloroethene - DL	420		20	9.2	ug/L	20		8260B	Total/NA

Client Sample ID: MW-20 — Lab Sample ID: 480-31501-7

No Detections

Client Sample ID: MW-21 — Lab Sample ID: 480-31501-8

No Detections

Client Sample ID: PZ-5 — Lab Sample ID: 480-31501-9

Analyte	Result	Qualifier	RL	MDL	Unit	Dil Fac	D	Method	Prep Type
cis-1,2-Dichloroethene	88		1.0	0.81	ug/L	1		8260B	Total/NA
Ethylbenzene	1.7		1.0	0.74	ug/L	1		8260B	Total/NA
Tetrachloroethene	55		1.0	0.36	ug/L	1		8260B	Total/NA
trans-1,2-Dichloroethene	1.2		1.0	0.90	ug/L	1		8260B	Total/NA
Trichloroethene	47		1.0	0.46	ug/L	1		8260B	Total/NA
Vinyl chloride	68		1.0	0.90	ug/L	1		8260B	Total/NA
Xylenes, Total	5.7		2.0	0.66	ug/L	1		8260B	Total/NA

Client Sample ID: PZ-8 — Lab Sample ID: 480-31501-10

Analyte	Result	Qualifier	RL	MDL	Unit	Dil Fac	D	Method	Prep Type
1,1-Dichloroethane	4.0		1.0	0.38	ug/L	1		8260B	Total/NA
cis-1,2-Dichloroethene	52		1.0	0.81	ug/L	1		8260B	Total/NA
Tetrachloroethene	440	E	1.0	0.36	ug/L	1		8260B	Total/NA
trans-1,2-Dichloroethene	1.0		1.0	0.90	ug/L	1		8260B	Total/NA
Trichloroethene	270	E	1.0	0.46	ug/L	1		8260B	Total/NA
cis-1,2-Dichloroethene - DL	45		10	8.1	ug/L	10		8260B	Total/NA
Tetrachloroethene - DL	450		10	3.6	ug/L	10		8260B	Total/NA
Trichloroethene - DL	260		10	4.6	ug/L	10		8260B	Total/NA

This Detection Summary does not include radiochemical test results.

Detection Summary

Client: ARCADIS U.S. Inc
Project/Site: Lockheed Martin - Pilot Test

TestAmerica Job ID: 480-31501-1

Client Sample ID: PZ-11R — Lab Sample ID: 480-31501-11

Analyte	Result	Qualifier	RL	MDL	Unit	Dil Fac	D	Method	Prep Type
cis-1,2-Dichloroethene	2.8		1.0	0.81	ug/L	1		8260B	Total/NA
Tetrachloroethene	1.9		1.0	0.36	ug/L	1		8260B	Total/NA
Trichloroethene	3.9		1.0	0.46	ug/L	1		8260B	Total/NA

Client Sample ID: PZ-13R — Lab Sample ID: 480-31501-12

Analyte	Result	Qualifier	RL	MDL	Unit	Dil Fac	D	Method	Prep Type
Nitrate as N	0.39		0.050	0.020	mg/L	1		353.2	Total/NA

Client Sample ID: A1-PZ-2 — Lab Sample ID: 480-31501-13

Analyte	Result	Qualifier	RL	MDL	Unit	Dil Fac	D	Method	Prep Type
cis-1,2-Dichloroethene	11		1.0	0.81	ug/L	1		8260B	Total/NA
Vinyl chloride	5.6		1.0	0.90	ug/L	1		8260B	Total/NA
Methane	9200		400	22	ug/L	100		RSK-175	Total/NA
Nitrate as N	0.038	J	0.050	0.020	mg/L	1		353.2	Total/NA
Sulfate	2.3	J B	5.0	1.5	mg/L	1		D516-90, 02	Total/NA
Alkalinity, Total	357		5.0	0.79	mg/L	1		SM 2320B	Total/NA
Alkalinity, Bicarbonate	357		5.0	0.79	mg/L	1		SM 2320B	Total/NA
Total Organic Carbon	5.9		1.0	0.43	mg/L	1		SM 5310D	Total/NA

Client Sample ID: A2-PZ-2 — Lab Sample ID: 480-31501-14

Analyte	Result	Qualifier	RL	MDL	Unit	Dil Fac	D	Method	Prep Type
1,1-Dichloroethane	6.0		1.0	0.38	ug/L	1		8260B	Total/NA
cis-1,2-Dichloroethene	130	E	1.0	0.81	ug/L	1		8260B	Total/NA
Ethylbenzene	2.9		1.0	0.74	ug/L	1		8260B	Total/NA
Tetrachloroethene	730	E	1.0	0.36	ug/L	1		8260B	Total/NA
Trichloroethene	370	E	1.0	0.46	ug/L	1		8260B	Total/NA
Vinyl chloride	7.8		1.0	0.90	ug/L	1		8260B	Total/NA
1,1-Dichloroethane - DL	10	J	20	7.6	ug/L	20		8260B	Total/NA
cis-1,2-Dichloroethene - DL	190		20	16	ug/L	20		8260B	Total/NA
Tetrachloroethene - DL	1700		20	7.2	ug/L	20		8260B	Total/NA
Trichloroethene - DL	580		20	9.2	ug/L	20		8260B	Total/NA

Client Sample ID: PZ-13R — Lab Sample ID: 480-31501-15

Analyte	Result	Qualifier	RL	MDL	Unit	Dil Fac	D	Method	Prep Type
Trichloroethene	3.2	J	5.0	2.3	ug/L	5		8260B	Total/NA
Methane	130		40	2.2	ug/L	10		RSK-175	Total/NA
Sulfate	104	B	25.0	7.5	mg/L	5		D516-90, 02	Total/NA
Alkalinity, Total	555		5.0	0.79	mg/L	1		SM 2320B	Total/NA
Alkalinity, Bicarbonate	555		5.0	0.79	mg/L	1		SM 2320B	Total/NA
Total Organic Carbon	4.0		1.0	0.43	mg/L	1		SM 5310D	Total/NA

This Detection Summary does not include radiochemical test results.

Client Sample Results

Client: ARCADIS U.S. Inc
Project/Site: Lockheed Martin - Pilot Test

TestAmerica Job ID: 480-31501-1

Client Sample ID: TB-011113
Date Collected: 01/11/13 00:00
Date Received: 01/12/13 10:15

Lab Sample ID: 480-31501-1
Matrix: Water

Method: 8260B - Volatile Organic Compounds (GC/MS)

Analyte	Result	Qualifier	RL	MDL	Unit	D	Prepared	Analyzed	Dil Fac
1,1,1-Trichloroethane	ND		1.0	0.82	ug/L			01/16/13 15:52	1
1,1,2,2-Tetrachloroethane	ND		1.0	0.21	ug/L			01/16/13 15:52	1
1,1,2-Trichloroethane	ND		1.0	0.23	ug/L			01/16/13 15:52	1
1,1,2-Trichloro-1,2,2-trifluoroethane	ND		1.0	0.31	ug/L			01/16/13 15:52	1
1,1-Dichloroethane	ND		1.0	0.38	ug/L			01/16/13 15:52	1
1,1-Dichloroethene	ND		1.0	0.29	ug/L			01/16/13 15:52	1
1,2,4-Trichlorobenzene	ND		1.0	0.41	ug/L			01/16/13 15:52	1
1,2-Dibromo-3-Chloropropane	ND		1.0	0.39	ug/L			01/16/13 15:52	1
1,2-Dibromoethane	ND		1.0	0.73	ug/L			01/16/13 15:52	1
1,2-Dichlorobenzene	ND		1.0	0.79	ug/L			01/16/13 15:52	1
1,2-Dichloroethane	ND		1.0	0.21	ug/L			01/16/13 15:52	1
1,2-Dichloropropane	ND		1.0	0.72	ug/L			01/16/13 15:52	1
1,3-Dichlorobenzene	ND		1.0	0.78	ug/L			01/16/13 15:52	1
1,4-Dichlorobenzene	ND		1.0	0.84	ug/L			01/16/13 15:52	1
2-Hexanone	ND		5.0	1.2	ug/L			01/16/13 15:52	1
2-Butanone (MEK)	ND		10	1.3	ug/L			01/16/13 15:52	1
4-Methyl-2-pentanone (MIBK)	ND		5.0	2.1	ug/L			01/16/13 15:52	1
Acetone	ND		10	3.0	ug/L			01/16/13 15:52	1
Benzene	ND		1.0	0.41	ug/L			01/16/13 15:52	1
Bromodichloromethane	ND		1.0	0.39	ug/L			01/16/13 15:52	1
Bromoform	ND		1.0	0.26	ug/L			01/16/13 15:52	1
Bromomethane	ND		1.0	0.69	ug/L			01/16/13 15:52	1
Carbon disulfide	ND		1.0	0.19	ug/L			01/16/13 15:52	1
Carbon tetrachloride	ND		1.0	0.27	ug/L			01/16/13 15:52	1
Chlorobenzene	ND		1.0	0.75	ug/L			01/16/13 15:52	1
Dibromochloromethane	ND		1.0	0.32	ug/L			01/16/13 15:52	1
Chloroethane	ND		1.0	0.32	ug/L			01/16/13 15:52	1
Chloroform	ND		1.0	0.34	ug/L			01/16/13 15:52	1
Chloromethane	ND		1.0	0.35	ug/L			01/16/13 15:52	1
cis-1,2-Dichloroethene	ND		1.0	0.81	ug/L			01/16/13 15:52	1
cis-1,3-Dichloropropene	ND		1.0	0.36	ug/L			01/16/13 15:52	1
Cyclohexane	ND		1.0	0.18	ug/L			01/16/13 15:52	1
Dichlorodifluoromethane	ND		1.0	0.68	ug/L			01/16/13 15:52	1
Ethylbenzene	ND		1.0	0.74	ug/L			01/16/13 15:52	1
Isopropylbenzene	ND		1.0	0.79	ug/L			01/16/13 15:52	1
Methyl acetate	ND		1.0	0.50	ug/L			01/16/13 15:52	1
Methyl tert-butyl ether	ND		1.0	0.16	ug/L			01/16/13 15:52	1
Methylcyclohexane	ND		1.0	0.16	ug/L			01/16/13 15:52	1
Methylene Chloride	ND		1.0	0.44	ug/L			01/16/13 15:52	1
Styrene	ND		1.0	0.73	ug/L			01/16/13 15:52	1
Tetrachloroethene	ND		1.0	0.36	ug/L			01/16/13 15:52	1
Toluene	ND		1.0	0.51	ug/L			01/16/13 15:52	1
trans-1,2-Dichloroethene	ND		1.0	0.90	ug/L			01/16/13 15:52	1
trans-1,3-Dichloropropene	ND		1.0	0.37	ug/L			01/16/13 15:52	1
Trichloroethene	ND		1.0	0.46	ug/L			01/16/13 15:52	1
Trichlorofluoromethane	ND		1.0	0.88	ug/L			01/16/13 15:52	1
Vinyl chloride	ND		1.0	0.90	ug/L			01/16/13 15:52	1
Xylenes, Total	ND		2.0	0.66	ug/L			01/16/13 15:52	1

Client Sample Results

Client: ARCADIS U.S. Inc
Project/Site: Lockheed Martin - Pilot Test

TestAmerica Job ID: 480-31501-1

Client Sample ID: TB-011113

Lab Sample ID: 480-31501-1

Date Collected: 01/11/13 00:00
Matrix: Water
Date Received: 01/12/13 10:15

Surrogate	*%Recovery*	*Qualifier*	*Limits*	*Prepared*	*Analyzed*	*Dil Fac*
1,2-Dichloroethane-d4 (Surr)	*104*		*66 - 137*		*01/16/13 15:52*	*1*
Toluene-d8 (Surr)	*103*		*71 - 126*		*01/16/13 15:52*	*1*
4-Bromofluorobenzene (Surr)	*102*		*73 - 120*		*01/16/13 15:52*	*1*

Client Sample ID: DUP-011113

Lab Sample ID: 480-31501-2

Date Collected: 01/11/13 00:00
Matrix: Water
Date Received: 01/12/13 10:15

Method: 8260B - Volatile Organic Compounds (GC/MS)

Analyte	Result	Qualifier	RL	MDL	Unit	D	Prepared	Analyzed	Dil Fac
1,1,1-Trichloroethane	ND		1.0	0.82	ug/L			01/16/13 16:16	1
1,1,2,2-Tetrachloroethane	ND		1.0	0.21	ug/L			01/16/13 16:16	1
1,1,2-Trichloroethane	ND		1.0	0.23	ug/L			01/16/13 16:16	1
1,1,2-Trichloro-1,2,2-trifluoroethane	ND		1.0	0.31	ug/L			01/16/13 16:16	1
1,1-Dichloroethane	**2.1**		1.0	0.38	ug/L			01/16/13 16:16	1
1,1-Dichloroethene	ND		1.0	0.29	ug/L			01/16/13 16:16	1
1,2,4-Trichlorobenzene	ND		1.0	0.41	ug/L			01/16/13 16:16	1
1,2-Dibromo-3-Chloropropane	ND		1.0	0.39	ug/L			01/16/13 16:16	1
1,2-Dibromoethane	ND		1.0	0.73	ug/L			01/16/13 16:16	1
1,2-Dichlorobenzene	ND		1.0	0.79	ug/L			01/16/13 16:16	1
1,2-Dichloroethane	ND		1.0	0.21	ug/L			01/16/13 16:16	1
1,2-Dichloropropane	ND		1.0	0.72	ug/L			01/16/13 16:16	1
1,3-Dichlorobenzene	ND		1.0	0.78	ug/L			01/16/13 16:16	1
1,4-Dichlorobenzene	ND		1.0	0.84	ug/L			01/16/13 16:16	1
2-Hexanone	ND		5.0	1.2	ug/L			01/16/13 16:16	1
2-Butanone (MEK)	ND		10	1.3	ug/L			01/16/13 16:16	1
4-Methyl-2-pentanone (MIBK)	ND		5.0	2.1	ug/L			01/16/13 16:16	1
Acetone	ND		10	3.0	ug/L			01/16/13 16:16	1
Benzene	ND		1.0	0.41	ug/L			01/16/13 16:16	1
Bromodichloromethane	ND		1.0	0.39	ug/L			01/16/13 16:16	1
Bromoform	ND		1.0	0.26	ug/L			01/16/13 16:16	1
Bromomethane	ND		1.0	0.69	ug/L			01/16/13 16:16	1
Carbon disulfide	ND		1.0	0.19	ug/L			01/16/13 16:16	1
Carbon tetrachloride	ND		1.0	0.27	ug/L			01/16/13 16:16	1
Chlorobenzene	ND		1.0	0.75	ug/L			01/16/13 16:16	1
Dibromochloromethane	ND		1.0	0.32	ug/L			01/16/13 16:16	1
Chloroethane	ND		1.0	0.32	ug/L			01/16/13 16:16	1
Chloroform	ND		1.0	0.34	ug/L			01/16/13 16:16	1
Chloromethane	ND		1.0	0.35	ug/L			01/16/13 16:16	1
cis-1,2-Dichloroethene	**20**		1.0	0.81	ug/L			01/16/13 16:16	1
cis-1,3-Dichloropropene	ND		1.0	0.36	ug/L			01/16/13 16:16	1
Cyclohexane	ND		1.0	0.18	ug/L			01/16/13 16:16	1
Dichlorodifluoromethane	ND		1.0	0.68	ug/L			01/16/13 16:16	1
Ethylbenzene	ND		1.0	0.74	ug/L			01/16/13 16:16	1
Isopropylbenzene	ND		1.0	0.79	ug/L			01/16/13 16:16	1
Methyl acetate	ND		1.0	0.50	ug/L			01/16/13 16:16	1
Methyl tert-butyl ether	ND		1.0	0.16	ug/L			01/16/13 16:16	1
Methylcyclohexane	ND		1.0	0.16	ug/L			01/16/13 16:16	1
Methylene Chloride	ND		1.0	0.44	ug/L			01/16/13 16:16	1
Styrene	ND		1.0	0.73	ug/L			01/16/13 16:16	1

Client Sample ID: DUP-011113

Lab Sample ID: 480-31501-2

Date Collected: 01/11/13 00:00

Matrix: Water

Date Received: 01/12/13 10:15

Method: 8260B - Volatile Organic Compounds (GC/MS) (Continued)

Analyte	Result	Qualifier	RL	MDL	Unit	D	Prepared	Analyzed	Dil Fac
Tetrachloroethene	**120**	**E**	1.0	0.36	ug/L			01/16/13 16:16	1
Toluene	ND		1.0	0.51	ug/L			01/16/13 16:16	1
trans-1,2-Dichloroethene	ND		1.0	0.90	ug/L			01/16/13 16:16	1
trans-1,3-Dichloropropene	ND		1.0	0.37	ug/L			01/16/13 16:16	1
Trichloroethene	**20**		1.0	0.46	ug/L			01/16/13 16:16	1
Trichlorofluoromethane	ND		1.0	0.88	ug/L			01/16/13 16:16	1
Vinyl chloride	ND		1.0	0.90	ug/L			01/16/13 16:16	1
Xylenes, Total	ND		2.0	0.66	ug/L			01/16/13 16:16	1

Surrogate	*%Recovery*	*Qualifier*	*Limits*	*Prepared*	*Analyzed*	*Dil Fac*
1,2-Dichloroethane-d4 (Surr)	*104*		*66 - 137*		*01/16/13 16:16*	*1*
Toluene-d8 (Surr)	*105*		*71 - 126*		*01/16/13 16:16*	*1*
4-Bromofluorobenzene (Surr)	*103*		*73 - 120*		*01/16/13 16:16*	*1*

Method: 8260B - Volatile Organic Compounds (GC/MS) - DL

Analyte	Result	Qualifier	RL	MDL	Unit	D	Prepared	Analyzed	Dil Fac
1,1,1-Trichloroethane	ND		2.0	1.6	ug/L			01/17/13 02:17	2
1,1,2,2-Tetrachloroethane	ND		2.0	0.42	ug/L			01/17/13 02:17	2
1,1,2-Trichloroethane	ND		2.0	0.46	ug/L			01/17/13 02:17	2
1,1,2-Trichloro-1,2,2-trifluoroethane	ND		2.0	0.62	ug/L			01/17/13 02:17	2
1,1-Dichloroethane	**2.0**		2.0	0.76	ug/L			01/17/13 02:17	2
1,1-Dichloroethene	ND		2.0	0.58	ug/L			01/17/13 02:17	2
1,2,4-Trichlorobenzene	ND		2.0	0.82	ug/L			01/17/13 02:17	2
1,2-Dibromo-3-Chloropropane	ND		2.0	0.78	ug/L			01/17/13 02:17	2
1,2-Dibromoethane	ND		2.0	1.5	ug/L			01/17/13 02:17	2
1,2-Dichlorobenzene	ND		2.0	1.6	ug/L			01/17/13 02:17	2
1,2-Dichloroethane	ND		2.0	0.42	ug/L			01/17/13 02:17	2
1,2-Dichloropropane	ND		2.0	1.4	ug/L			01/17/13 02:17	2
1,3-Dichlorobenzene	ND		2.0	1.6	ug/L			01/17/13 02:17	2
1,4-Dichlorobenzene	ND		2.0	1.7	ug/L			01/17/13 02:17	2
2-Hexanone	ND		10	2.5	ug/L			01/17/13 02:17	2
2-Butanone (MEK)	ND		20	2.6	ug/L			01/17/13 02:17	2
4-Methyl-2-pentanone (MIBK)	ND		10	4.2	ug/L			01/17/13 02:17	2
Acetone	ND		20	6.0	ug/L			01/17/13 02:17	2
Benzene	ND		2.0	0.82	ug/L			01/17/13 02:17	2
Bromodichloromethane	ND		2.0	0.78	ug/L			01/17/13 02:17	2
Bromoform	ND		2.0	0.52	ug/L			01/17/13 02:17	2
Bromomethane	ND		2.0	1.4	ug/L			01/17/13 02:17	2
Carbon disulfide	ND		2.0	0.38	ug/L			01/17/13 02:17	2
Carbon tetrachloride	ND		2.0	0.54	ug/L			01/17/13 02:17	2
Chlorobenzene	ND		2.0	1.5	ug/L			01/17/13 02:17	2
Dibromochloromethane	ND		2.0	0.64	ug/L			01/17/13 02:17	2
Chloroethane	ND		2.0	0.64	ug/L			01/17/13 02:17	2
Chloroform	ND		2.0	0.68	ug/L			01/17/13 02:17	2
Chloromethane	ND		2.0	0.70	ug/L			01/17/13 02:17	2
cis-1,2-Dichloroethene	**19**		2.0	1.6	ug/L			01/17/13 02:17	2
cis-1,3-Dichloropropene	ND		2.0	0.72	ug/L			01/17/13 02:17	2
Cyclohexane	ND		2.0	0.36	ug/L			01/17/13 02:17	2
Dichlorodifluoromethane	ND		2.0	1.4	ug/L			01/17/13 02:17	2
Ethylbenzene	ND		2.0	1.5	ug/L			01/17/13 02:17	2

Client Sample ID: DUP-011113

Lab Sample ID: 480-31501-2

Date Collected: 01/11/13 00:00

Matrix: Water

Date Received: 01/12/13 10:15

Method: 8260B - Volatile Organic Compounds (GC/MS) - DL (Continued)

Analyte	Result	Qualifier	RL	MDL	Unit	D	Prepared	Analyzed	Dil Fac
Isopropylbenzene	ND		2.0	1.6	ug/L			01/17/13 02:17	2
Methyl acetate	ND		2.0	1.0	ug/L			01/17/13 02:17	2
Methyl tert-butyl ether	ND		2.0	0.32	ug/L			01/17/13 02:17	2
Methylcyclohexane	ND		2.0	0.32	ug/L			01/17/13 02:17	2
Methylene Chloride	ND		2.0	0.88	ug/L			01/17/13 02:17	2
Styrene	ND		2.0	1.5	ug/L			01/17/13 02:17	2
Tetrachloroethene	**120**		2.0	0.72	ug/L			01/17/13 02:17	2
Toluene	ND		2.0	1.0	ug/L			01/17/13 02:17	2
trans-1,2-Dichloroethene	ND		2.0	1.8	ug/L			01/17/13 02:17	2
trans-1,3-Dichloropropene	ND		2.0	0.74	ug/L			01/17/13 02:17	2
Trichloroethene	**19**		2.0	0.92	ug/L			01/17/13 02:17	2
Trichlorofluoromethane	ND		2.0	1.8	ug/L			01/17/13 02:17	2
Vinyl chloride	ND		2.0	1.8	ug/L			01/17/13 02:17	2
Xylenes, Total	ND		4.0	1.3	ug/L			01/17/13 02:17	2

Surrogate	*%Recovery*	*Qualifier*	*Limits*	*Prepared*	*Analyzed*	*Dil Fac*
1,2-Dichloroethane-d4 (Surr)	*105*		*66 - 137*		*01/17/13 02:17*	*2*
Toluene-d8 (Surr)	*106*		*71 - 126*		*01/17/13 02:17*	*2*
4-Bromofluorobenzene (Surr)	*102*		*73 - 120*		*01/17/13 02:17*	*2*

Method: RSK-175 - Dissolved Gases (GC)

Analyte	Result	Qualifier	RL	MDL	Unit	D	Prepared	Analyzed	Dil Fac
Methane	**57**		4.0	0.22	ug/L			01/14/13 09:38	1

General Chemistry

Analyte	Result	Qualifier	RL	MDL	Unit	D	Prepared	Analyzed	Dil Fac
Nitrate as N	**4.7**		0.050	0.020	mg/L			01/12/13 16:38	1
Sulfate	**135**	**B**	25.0	7.5	mg/L			01/16/13 01:16	5
Alkalinity, Total	**296**		5.0	0.79	mg/L			01/15/13 01:35	1
Alkalinity, Bicarbonate	**296**		5.0	0.79	mg/L			01/15/13 01:35	1
Alkalinity, Carbonate	ND		5.0	0.79	mg/L			01/15/13 01:35	1
Hydroxide Alkalinity	ND		5.0	0.79	mg/L			01/15/13 01:35	1
Total Organic Carbon	ND		1.0	0.43	mg/L			01/15/13 18:24	1

Client Sample ID: MW-1

Lab Sample ID: 480-31501-3

Date Collected: 01/11/13 12:15

Matrix: Water

Date Received: 01/12/13 10:15

Method: 8260B - Volatile Organic Compounds (GC/MS)

Analyte	Result	Qualifier	RL	MDL	Unit	D	Prepared	Analyzed	Dil Fac
1,1,1-Trichloroethane	ND		1.0	0.82	ug/L			01/16/13 16:40	1
1,1,2,2-Tetrachloroethane	ND		1.0	0.21	ug/L			01/16/13 16:40	1
1,1,2-Trichloroethane	ND		1.0	0.23	ug/L			01/16/13 16:40	1
1,1,2-Trichloro-1,2,2-trifluoroethane	ND		1.0	0.31	ug/L			01/16/13 16:40	1
1,1-Dichloroethane	**2.1**		1.0	0.38	ug/L			01/16/13 16:40	1
1,1-Dichloroethene	ND		1.0	0.29	ug/L			01/16/13 16:40	1
1,2,4-Trichlorobenzene	ND		1.0	0.41	ug/L			01/16/13 16:40	1
1,2-Dibromo-3-Chloropropane	ND		1.0	0.39	ug/L			01/16/13 16:40	1
1,2-Dibromoethane	ND		1.0	0.73	ug/L			01/16/13 16:40	1
1,2-Dichlorobenzene	ND		1.0	0.79	ug/L			01/16/13 16:40	1

Client Sample ID: MW-1

Lab Sample ID: 480-31501-3

Date Collected: 01/11/13 12:15

Matrix: Water

Date Received: 01/12/13 10:15

Method: 8260B - Volatile Organic Compounds (GC/MS) (Continued)

Analyte	Result	Qualifier	RL	MDL	Unit	D	Prepared	Analyzed	Dil Fac
1,2-Dichloroethane	ND		1.0	0.21	ug/L			01/16/13 16:40	1
1,2-Dichloropropane	ND		1.0	0.72	ug/L			01/16/13 16:40	1
1,3-Dichlorobenzene	ND		1.0	0.78	ug/L			01/16/13 16:40	1
1,4-Dichlorobenzene	ND		1.0	0.84	ug/L			01/16/13 16:40	1
2-Hexanone	ND		5.0	1.2	ug/L			01/16/13 16:40	1
2-Butanone (MEK)	ND		10	1.3	ug/L			01/16/13 16:40	1
4-Methyl-2-pentanone (MIBK)	ND		5.0	2.1	ug/L			01/16/13 16:40	1
Acetone	ND		10	3.0	ug/L			01/16/13 16:40	1
Benzene	ND		1.0	0.41	ug/L			01/16/13 16:40	1
Bromodichloromethane	ND		1.0	0.39	ug/L			01/16/13 16:40	1
Bromoform	ND		1.0	0.26	ug/L			01/16/13 16:40	1
Bromomethane	ND		1.0	0.69	ug/L			01/16/13 16:40	1
Carbon disulfide	ND		1.0	0.19	ug/L			01/16/13 16:40	1
Carbon tetrachloride	ND		1.0	0.27	ug/L			01/16/13 16:40	1
Chlorobenzene	ND		1.0	0.75	ug/L			01/16/13 16:40	1
Dibromochloromethane	ND		1.0	0.32	ug/L			01/16/13 16:40	1
Chloroethane	ND		1.0	0.32	ug/L			01/16/13 16:40	1
Chloroform	ND		1.0	0.34	ug/L			01/16/13 16:40	1
Chloromethane	ND		1.0	0.35	ug/L			01/16/13 16:40	1
cis-1,2-Dichloroethene	**20**		1.0	0.81	ug/L			01/16/13 16:40	1
cis-1,3-Dichloropropene	ND		1.0	0.36	ug/L			01/16/13 16:40	1
Cyclohexane	ND		1.0	0.18	ug/L			01/16/13 16:40	1
Dichlorodifluoromethane	ND		1.0	0.68	ug/L			01/16/13 16:40	1
Ethylbenzene	ND		1.0	0.74	ug/L			01/16/13 16:40	1
Isopropylbenzene	ND		1.0	0.79	ug/L			01/16/13 16:40	1
Methyl acetate	ND		1.0	0.50	ug/L			01/16/13 16:40	1
Methyl tert-butyl ether	ND		1.0	0.16	ug/L			01/16/13 16:40	1
Methylcyclohexane	ND		1.0	0.16	ug/L			01/16/13 16:40	1
Methylene Chloride	ND		1.0	0.44	ug/L			01/16/13 16:40	1
Styrene	ND		1.0	0.73	ug/L			01/16/13 16:40	1
Tetrachloroethene	**120**	**E**	1.0	0.36	ug/L			01/16/13 16:40	1
Toluene	ND		1.0	0.51	ug/L			01/16/13 16:40	1
trans-1,2-Dichloroethene	ND		1.0	0.90	ug/L			01/16/13 16:40	1
trans-1,3-Dichloropropene	ND		1.0	0.37	ug/L			01/16/13 16:40	1
Trichloroethene	**20**		1.0	0.46	ug/L			01/16/13 16:40	1
Trichlorofluoromethane	ND		1.0	0.88	ug/L			01/16/13 16:40	1
Vinyl chloride	ND		1.0	0.90	ug/L			01/16/13 16:40	1
Xylenes, Total	ND		2.0	0.66	ug/L			01/16/13 16:40	1

Surrogate	*%Recovery*	*Qualifier*	*Limits*	*Prepared*	*Analyzed*	*Dil Fac*
1,2-Dichloroethane-d4 (Surr)	*101*		*66 - 137*		*01/16/13 16:40*	*1*
Toluene-d8 (Surr)	*104*		*71 - 126*		*01/16/13 16:40*	*1*
4-Bromofluorobenzene (Surr)	*101*		*73 - 120*		*01/16/13 16:40*	*1*

Method: 8260B - Volatile Organic Compounds (GC/MS) - DL

Analyte	Result	Qualifier	RL	MDL	Unit	D	Prepared	Analyzed	Dil Fac
1,1,1-Trichloroethane	ND		2.0	1.6	ug/L			01/17/13 02:41	2
1,1,2,2-Tetrachloroethane	ND		2.0	0.42	ug/L			01/17/13 02:41	2
1,1,2-Trichloroethane	ND		2.0	0.46	ug/L			01/17/13 02:41	2
1,1,2-Trichloro-1,2,2-trifluoroethane	ND		2.0	0.62	ug/L			01/17/13 02:41	2

Client Sample ID: MW-1

Lab Sample ID: 480-31501-3

Date Collected: 01/11/13 12:15

Matrix: Water

Date Received: 01/12/13 10:15

Method: 8260B - Volatile Organic Compounds (GC/MS) - DL (Continued)

Analyte	Result	Qualifier	RL	MDL	Unit	D	Prepared	Analyzed	Dil Fac
1,1-Dichloroethane	**2.1**		2.0	0.76	ug/L			01/17/13 02:41	2
1,1-Dichloroethene	ND		2.0	0.58	ug/L			01/17/13 02:41	2
1,2,4-Trichlorobenzene	ND		2.0	0.82	ug/L			01/17/13 02:41	2
1,2-Dibromo-3-Chloropropane	ND		2.0	0.78	ug/L			01/17/13 02:41	2
1,2-Dibromoethane	ND		2.0	1.5	ug/L			01/17/13 02:41	2
1,2-Dichlorobenzene	ND		2.0	1.6	ug/L			01/17/13 02:41	2
1,2-Dichloroethane	ND		2.0	0.42	ug/L			01/17/13 02:41	2
1,2-Dichloropropane	ND		2.0	1.4	ug/L			01/17/13 02:41	2
1,3-Dichlorobenzene	ND		2.0	1.6	ug/L			01/17/13 02:41	2
1,4-Dichlorobenzene	ND		2.0	1.7	ug/L			01/17/13 02:41	2
2-Hexanone	ND		10	2.5	ug/L			01/17/13 02:41	2
2-Butanone (MEK)	ND		20	2.6	ug/L			01/17/13 02:41	2
4-Methyl-2-pentanone (MIBK)	ND		10	4.2	ug/L			01/17/13 02:41	2
Acetone	ND		20	6.0	ug/L			01/17/13 02:41	2
Benzene	ND		2.0	0.82	ug/L			01/17/13 02:41	2
Bromodichloromethane	ND		2.0	0.78	ug/L			01/17/13 02:41	2
Bromoform	ND		2.0	0.52	ug/L			01/17/13 02:41	2
Bromomethane	ND		2.0	1.4	ug/L			01/17/13 02:41	2
Carbon disulfide	ND		2.0	0.38	ug/L			01/17/13 02:41	2
Carbon tetrachloride	ND		2.0	0.54	ug/L			01/17/13 02:41	2
Chlorobenzene	ND		2.0	1.5	ug/L			01/17/13 02:41	2
Dibromochloromethane	ND		2.0	0.64	ug/L			01/17/13 02:41	2
Chloroethane	ND		2.0	0.64	ug/L			01/17/13 02:41	2
Chloroform	ND		2.0	0.68	ug/L			01/17/13 02:41	2
Chloromethane	ND		2.0	0.70	ug/L			01/17/13 02:41	2
cis-1,2-Dichloroethene	**19**		2.0	1.6	ug/L			01/17/13 02:41	2
cis-1,3-Dichloropropene	ND		2.0	0.72	ug/L			01/17/13 02:41	2
Cyclohexane	ND		2.0	0.36	ug/L			01/17/13 02:41	2
Dichlorodifluoromethane	ND		2.0	1.4	ug/L			01/17/13 02:41	2
Ethylbenzene	ND		2.0	1.5	ug/L			01/17/13 02:41	2
Isopropylbenzene	ND		2.0	1.6	ug/L			01/17/13 02:41	2
Methyl acetate	ND		2.0	1.0	ug/L			01/17/13 02:41	2
Methyl tert-butyl ether	ND		2.0	0.32	ug/L			01/17/13 02:41	2
Methylcyclohexane	ND		2.0	0.32	ug/L			01/17/13 02:41	2
Methylene Chloride	ND		2.0	0.88	ug/L			01/17/13 02:41	2
Styrene	ND		2.0	1.5	ug/L			01/17/13 02:41	2
Tetrachloroethene	**110**		2.0	0.72	ug/L			01/17/13 02:41	2
Toluene	ND		2.0	1.0	ug/L			01/17/13 02:41	2
trans-1,2-Dichloroethene	ND		2.0	1.8	ug/L			01/17/13 02:41	2
trans-1,3-Dichloropropene	ND		2.0	0.74	ug/L			01/17/13 02:41	2
Trichloroethene	**19**		2.0	0.92	ug/L			01/17/13 02:41	2
Trichlorofluoromethane	ND		2.0	1.8	ug/L			01/17/13 02:41	2
Vinyl chloride	ND		2.0	1.8	ug/L			01/17/13 02:41	2
Xylenes, Total	ND		4.0	1.3	ug/L			01/17/13 02:41	2

Surrogate	*%Recovery*	*Qualifier*	*Limits*	*Prepared*	*Analyzed*	*Dil Fac*
1,2-Dichloroethane-d4 (Surr)	*104*		*66 - 137*		*01/17/13 02:41*	*2*
Toluene-d8 (Surr)	*105*		*71 - 126*		*01/17/13 02:41*	*2*
4-Bromofluorobenzene (Surr)	*101*		*73 - 120*		*01/17/13 02:41*	*2*

Client Sample ID: MW-1

Lab Sample ID: 480-31501-3

Date Collected: 01/11/13 12:15

Matrix: Water

Date Received: 01/12/13 10:15

Method: RSK-175 - Dissolved Gases (GC)

Analyte	Result	Qualifier	RL	MDL	Unit	D	Prepared	Analyzed	Dil Fac
Methane	**45**		4.0	0.22	ug/L			01/14/13 10:07	1

General Chemistry

Analyte	Result	Qualifier	RL	MDL	Unit	D	Prepared	Analyzed	Dil Fac
Nitrate as N	**5.2**		0.050	0.020	mg/L			01/12/13 16:39	1
Sulfate	**133**	**B**	25.0	7.5	mg/L			01/22/13 01:53	5
Alkalinity, Total	**309**		5.0	0.79	mg/L			01/16/13 01:08	1
Alkalinity, Bicarbonate	**309**		5.0	0.79	mg/L			01/16/13 01:08	1
Alkalinity, Carbonate	ND		5.0	0.79	mg/L			01/16/13 01:08	1
Hydroxide Alkalinity	ND		5.0	0.79	mg/L			01/16/13 01:08	1
Total Organic Carbon	ND		1.0	0.43	mg/L			01/15/13 18:39	1

Client Sample ID: MW-3

Lab Sample ID: 480-31501-4

Date Collected: 01/11/13 15:21

Matrix: Water

Date Received: 01/12/13 10:15

Method: 8260B - Volatile Organic Compounds (GC/MS)

Analyte	Result	Qualifier	RL	MDL	Unit	D	Prepared	Analyzed	Dil Fac
1,1,1-Trichloroethane	ND		1.0	0.82	ug/L			01/16/13 17:04	1
1,1,2,2-Tetrachloroethane	ND		1.0	0.21	ug/L			01/16/13 17:04	1
1,1,2-Trichloroethane	ND		1.0	0.23	ug/L			01/16/13 17:04	1
1,1,2-Trichloro-1,2,2-trifluoroethane	ND		1.0	0.31	ug/L			01/16/13 17:04	1
1,1-Dichloroethane	**3.0**		1.0	0.38	ug/L			01/16/13 17:04	1
1,1-Dichloroethene	ND		1.0	0.29	ug/L			01/16/13 17:04	1
1,2,4-Trichlorobenzene	ND		1.0	0.41	ug/L			01/16/13 17:04	1
1,2-Dibromo-3-Chloropropane	ND		1.0	0.39	ug/L			01/16/13 17:04	1
1,2-Dibromoethane	ND		1.0	0.73	ug/L			01/16/13 17:04	1
1,2-Dichlorobenzene	ND		1.0	0.79	ug/L			01/16/13 17:04	1
1,2-Dichloroethane	ND		1.0	0.21	ug/L			01/16/13 17:04	1
1,2-Dichloropropane	ND		1.0	0.72	ug/L			01/16/13 17:04	1
1,3-Dichlorobenzene	ND		1.0	0.78	ug/L			01/16/13 17:04	1
1,4-Dichlorobenzene	ND		1.0	0.84	ug/L			01/16/13 17:04	1
2-Hexanone	ND		5.0	1.2	ug/L			01/16/13 17:04	1
2-Butanone (MEK)	ND		10	1.3	ug/L			01/16/13 17:04	1
4-Methyl-2-pentanone (MIBK)	ND		5.0	2.1	ug/L			01/16/13 17:04	1
Acetone	ND		10	3.0	ug/L			01/16/13 17:04	1
Benzene	ND		1.0	0.41	ug/L			01/16/13 17:04	1
Bromodichloromethane	ND		1.0	0.39	ug/L			01/16/13 17:04	1
Bromoform	ND		1.0	0.26	ug/L			01/16/13 17:04	1
Bromomethane	ND		1.0	0.69	ug/L			01/16/13 17:04	1
Carbon disulfide	ND		1.0	0.19	ug/L			01/16/13 17:04	1
Carbon tetrachloride	ND		1.0	0.27	ug/L			01/16/13 17:04	1
Chlorobenzene	ND		1.0	0.75	ug/L			01/16/13 17:04	1
Dibromochloromethane	ND		1.0	0.32	ug/L			01/16/13 17:04	1
Chloroethane	ND		1.0	0.32	ug/L			01/16/13 17:04	1
Chloroform	ND		1.0	0.34	ug/L			01/16/13 17:04	1
Chloromethane	ND		1.0	0.35	ug/L			01/16/13 17:04	1
cis-1,2-Dichloroethene	**26**		1.0	0.81	ug/L			01/16/13 17:04	1
cis-1,3-Dichloropropene	ND		1.0	0.36	ug/L			01/16/13 17:04	1
Cyclohexane	ND		1.0	0.18	ug/L			01/16/13 17:04	1

Client Sample ID: MW-3

Lab Sample ID: 480-31501-4

Date Collected: 01/11/13 15:21

Matrix: Water

Date Received: 01/12/13 10:15

Method: 8260B - Volatile Organic Compounds (GC/MS) (Continued)

Analyte	Result	Qualifier	RL	MDL	Unit	D	Prepared	Analyzed	Dil Fac
Dichlorodifluoromethane	ND		1.0	0.68	ug/L			01/16/13 17:04	1
Ethylbenzene	ND		1.0	0.74	ug/L			01/16/13 17:04	1
Isopropylbenzene	ND		1.0	0.79	ug/L			01/16/13 17:04	1
Methyl acetate	ND		1.0	0.50	ug/L			01/16/13 17:04	1
Methyl tert-butyl ether	ND		1.0	0.16	ug/L			01/16/13 17:04	1
Methylcyclohexane	ND		1.0	0.16	ug/L			01/16/13 17:04	1
Methylene Chloride	ND		1.0	0.44	ug/L			01/16/13 17:04	1
Styrene	ND		1.0	0.73	ug/L			01/16/13 17:04	1
Tetrachloroethene	**16**		1.0	0.36	ug/L			01/16/13 17:04	1
Toluene	ND		1.0	0.51	ug/L			01/16/13 17:04	1
trans-1,2-Dichloroethene	ND		1.0	0.90	ug/L			01/16/13 17:04	1
trans-1,3-Dichloropropene	ND		1.0	0.37	ug/L			01/16/13 17:04	1
Trichloroethene	**13**		1.0	0.46	ug/L			01/16/13 17:04	1
Trichlorofluoromethane	ND		1.0	0.88	ug/L			01/16/13 17:04	1
Vinyl chloride	**4.3**		1.0	0.90	ug/L			01/16/13 17:04	1
Xylenes, Total	ND		2.0	0.66	ug/L			01/16/13 17:04	1

Surrogate	*%Recovery*	*Qualifier*	*Limits*	*Prepared*	*Analyzed*	*Dil Fac*
1,2-Dichloroethane-d4 (Surr)	*105*		*66 - 137*		*01/16/13 17:04*	*1*
Toluene-d8 (Surr)	*105*		*71 - 126*		*01/16/13 17:04*	*1*
4-Bromofluorobenzene (Surr)	*102*		*73 - 120*		*01/16/13 17:04*	*1*

Method: RSK-175 - Dissolved Gases (GC)

Analyte	Result	Qualifier	RL	MDL	Unit	D	Prepared	Analyzed	Dil Fac
Methane	**150**		40	2.2	ug/L			01/14/13 11:08	10

General Chemistry

Analyte	Result	Qualifier	RL	MDL	Unit	D	Prepared	Analyzed	Dil Fac
Nitrate as N	**0.17**		0.050	0.020	mg/L			01/12/13 16:40	1
Sulfate	**129**	**B**	25.0	7.5	mg/L			01/16/13 01:16	5
Alkalinity, Total	**265**		5.0	0.79	mg/L			01/16/13 01:21	1
Alkalinity, Bicarbonate	**265**		5.0	0.79	mg/L			01/16/13 01:21	1
Alkalinity, Carbonate	ND		5.0	0.79	mg/L			01/16/13 01:21	1
Hydroxide Alkalinity	ND		5.0	0.79	mg/L			01/16/13 01:21	1
Total Organic Carbon	**0.96**	**J**	1.0	0.43	mg/L			01/15/13 18:54	1

Client Sample ID: MW-13S

Lab Sample ID: 480-31501-5

Date Collected: 01/09/13 16:20

Matrix: Water

Date Received: 01/12/13 10:15

Method: 8260B - Volatile Organic Compounds (GC/MS)

Analyte	Result	Qualifier	RL	MDL	Unit	D	Prepared	Analyzed	Dil Fac
1,1,1-Trichloroethane	ND		1.0	0.82	ug/L			01/16/13 17:28	1
1,1,2,2-Tetrachloroethane	ND		1.0	0.21	ug/L			01/16/13 17:28	1
1,1,2-Trichloroethane	ND		1.0	0.23	ug/L			01/16/13 17:28	1
1,1,2-Trichloro-1,2,2-trifluoroethane	ND		1.0	0.31	ug/L			01/16/13 17:28	1
1,1-Dichloroethane	**1.1**		1.0	0.38	ug/L			01/16/13 17:28	1
1,1-Dichloroethene	ND		1.0	0.29	ug/L			01/16/13 17:28	1
1,2,4-Trichlorobenzene	ND		1.0	0.41	ug/L			01/16/13 17:28	1
1,2-Dibromo-3-Chloropropane	ND		1.0	0.39	ug/L			01/16/13 17:28	1

Client Sample ID: MW-13S

Lab Sample ID: 480-31501-5

Date Collected: 01/09/13 16:20

Matrix: Water

Date Received: 01/12/13 10:15

Method: 8260B - Volatile Organic Compounds (GC/MS) (Continued)

Analyte	Result	Qualifier	RL	MDL	Unit	D	Prepared	Analyzed	Dil Fac
1,2-Dibromoethane	ND		1.0	0.73	ug/L			01/16/13 17:28	1
1,2-Dichlorobenzene	ND		1.0	0.79	ug/L			01/16/13 17:28	1
1,2-Dichloroethane	ND		1.0	0.21	ug/L			01/16/13 17:28	1
1,2-Dichloropropane	ND		1.0	0.72	ug/L			01/16/13 17:28	1
1,3-Dichlorobenzene	ND		1.0	0.78	ug/L			01/16/13 17:28	1
1,4-Dichlorobenzene	ND		1.0	0.84	ug/L			01/16/13 17:28	1
2-Hexanone	ND		5.0	1.2	ug/L			01/16/13 17:28	1
2-Butanone (MEK)	ND		10	1.3	ug/L			01/16/13 17:28	1
4-Methyl-2-pentanone (MIBK)	ND		5.0	2.1	ug/L			01/16/13 17:28	1
Acetone	ND		10	3.0	ug/L			01/16/13 17:28	1
Benzene	ND		1.0	0.41	ug/L			01/16/13 17:28	1
Bromodichloromethane	ND		1.0	0.39	ug/L			01/16/13 17:28	1
Bromoform	ND		1.0	0.26	ug/L			01/16/13 17:28	1
Bromomethane	ND		1.0	0.69	ug/L			01/16/13 17:28	1
Carbon disulfide	ND		1.0	0.19	ug/L			01/16/13 17:28	1
Carbon tetrachloride	ND		1.0	0.27	ug/L			01/16/13 17:28	1
Chlorobenzene	ND		1.0	0.75	ug/L			01/16/13 17:28	1
Dibromochloromethane	ND		1.0	0.32	ug/L			01/16/13 17:28	1
Chloroethane	ND		1.0	0.32	ug/L			01/16/13 17:28	1
Chloroform	ND		1.0	0.34	ug/L			01/16/13 17:28	1
Chloromethane	ND		1.0	0.35	ug/L			01/16/13 17:28	1
cis-1,2-Dichloroethene	ND		1.0	0.81	ug/L			01/16/13 17:28	1
cis-1,3-Dichloropropene	ND		1.0	0.36	ug/L			01/16/13 17:28	1
Cyclohexane	ND		1.0	0.18	ug/L			01/16/13 17:28	1
Dichlorodifluoromethane	ND		1.0	0.68	ug/L			01/16/13 17:28	1
Ethylbenzene	ND		1.0	0.74	ug/L			01/16/13 17:28	1
Isopropylbenzene	ND		1.0	0.79	ug/L			01/16/13 17:28	1
Methyl acetate	ND		1.0	0.50	ug/L			01/16/13 17:28	1
Methyl tert-butyl ether	ND		1.0	0.16	ug/L			01/16/13 17:28	1
Methylcyclohexane	ND		1.0	0.16	ug/L			01/16/13 17:28	1
Methylene Chloride	ND		1.0	0.44	ug/L			01/16/13 17:28	1
Styrene	ND		1.0	0.73	ug/L			01/16/13 17:28	1
Tetrachloroethene	ND		1.0	0.36	ug/L			01/16/13 17:28	1
Toluene	ND		1.0	0.51	ug/L			01/16/13 17:28	1
trans-1,2-Dichloroethene	ND		1.0	0.90	ug/L			01/16/13 17:28	1
trans-1,3-Dichloropropene	ND		1.0	0.37	ug/L			01/16/13 17:28	1
Trichloroethene	ND		1.0	0.46	ug/L			01/16/13 17:28	1
Trichlorofluoromethane	ND		1.0	0.88	ug/L			01/16/13 17:28	1
Vinyl chloride	ND		1.0	0.90	ug/L			01/16/13 17:28	1
Xylenes, Total	ND		2.0	0.66	ug/L			01/16/13 17:28	1

Surrogate	*%Recovery*	*Qualifier*	*Limits*	*Prepared*	*Analyzed*	*Dil Fac*
1,2-Dichloroethane-d4 (Surr)	*103*		*66 - 137*		*01/16/13 17:28*	*1*
Toluene-d8 (Surr)	*105*		*71 - 126*		*01/16/13 17:28*	*1*
4-Bromofluorobenzene (Surr)	*102*		*73 - 120*		*01/16/13 17:28*	*1*

Client Sample Results

Client: ARCADIS U.S. Inc
Project/Site: Lockheed Martin - Pilot Test

TestAmerica Job ID: 480-31501-1

Client Sample ID: MW-18

Date Collected: 01/10/13 11:40
Date Received: 01/12/13 10:15

Lab Sample ID: 480-31501-6

Matrix: Water

Method: 8260B - Volatile Organic Compounds (GC/MS)

Analyte	Result	Qualifier	RL	MDL	Unit	D	Prepared	Analyzed	Dil Fac
1,1,1-Trichloroethane	ND		1.0	0.82	ug/L			01/16/13 17:51	1
1,1,2,2-Tetrachloroethane	ND		1.0	0.21	ug/L			01/16/13 17:51	1
1,1,2-Trichloroethane	ND		1.0	0.23	ug/L			01/16/13 17:51	1
1,1,2-Trichloro-1,2,2-trifluoroethane	ND		1.0	0.31	ug/L			01/16/13 17:51	1
1,1-Dichloroethane	**40**		1.0	0.38	ug/L			01/16/13 17:51	1
1,1-Dichloroethene	**2.2**		1.0	0.29	ug/L			01/16/13 17:51	1
1,2,4-Trichlorobenzene	ND		1.0	0.41	ug/L			01/16/13 17:51	1
1,2-Dibromo-3-Chloropropane	ND		1.0	0.39	ug/L			01/16/13 17:51	1
1,2-Dibromoethane	ND		1.0	0.73	ug/L			01/16/13 17:51	1
1,2-Dichlorobenzene	ND		1.0	0.79	ug/L			01/16/13 17:51	1
1,2-Dichloroethane	ND		1.0	0.21	ug/L			01/16/13 17:51	1
1,2-Dichloropropane	ND		1.0	0.72	ug/L			01/16/13 17:51	1
1,3-Dichlorobenzene	ND		1.0	0.78	ug/L			01/16/13 17:51	1
1,4-Dichlorobenzene	ND		1.0	0.84	ug/L			01/16/13 17:51	1
2-Hexanone	ND		5.0	1.2	ug/L			01/16/13 17:51	1
2-Butanone (MEK)	ND		10	1.3	ug/L			01/16/13 17:51	1
4-Methyl-2-pentanone (MIBK)	ND		5.0	2.1	ug/L			01/16/13 17:51	1
Acetone	ND		10	3.0	ug/L			01/16/13 17:51	1
Benzene	ND		1.0	0.41	ug/L			01/16/13 17:51	1
Bromodichloromethane	ND		1.0	0.39	ug/L			01/16/13 17:51	1
Bromoform	ND		1.0	0.26	ug/L			01/16/13 17:51	1
Bromomethane	ND		1.0	0.69	ug/L			01/16/13 17:51	1
Carbon disulfide	ND		1.0	0.19	ug/L			01/16/13 17:51	1
Carbon tetrachloride	ND		1.0	0.27	ug/L			01/16/13 17:51	1
Chlorobenzene	ND		1.0	0.75	ug/L			01/16/13 17:51	1
Dibromochloromethane	ND		1.0	0.32	ug/L			01/16/13 17:51	1
Chloroethane	ND		1.0	0.32	ug/L			01/16/13 17:51	1
Chloroform	ND		1.0	0.34	ug/L			01/16/13 17:51	1
Chloromethane	ND		1.0	0.35	ug/L			01/16/13 17:51	1
cis-1,2-Dichloroethene	**790**	**E**	1.0	0.81	ug/L			01/16/13 17:51	1
cis-1,3-Dichloropropene	ND		1.0	0.36	ug/L			01/16/13 17:51	1
Cyclohexane	ND		1.0	0.18	ug/L			01/16/13 17:51	1
Dichlorodifluoromethane	**0.96**	**J**	1.0	0.68	ug/L			01/16/13 17:51	1
Ethylbenzene	**2.4**		1.0	0.74	ug/L			01/16/13 17:51	1
Isopropylbenzene	ND		1.0	0.79	ug/L			01/16/13 17:51	1
Methyl acetate	ND		1.0	0.50	ug/L			01/16/13 17:51	1
Methyl tert-butyl ether	ND		1.0	0.16	ug/L			01/16/13 17:51	1
Methylcyclohexane	ND		1.0	0.16	ug/L			01/16/13 17:51	1
Methylene Chloride	ND		1.0	0.44	ug/L			01/16/13 17:51	1
Styrene	ND		1.0	0.73	ug/L			01/16/13 17:51	1
Tetrachloroethene	**110**	**E**	1.0	0.36	ug/L			01/16/13 17:51	1
Toluene	**1.7**		1.0	0.51	ug/L			01/16/13 17:51	1
trans-1,2-Dichloroethene	**4.4**		1.0	0.90	ug/L			01/16/13 17:51	1
trans-1,3-Dichloropropene	ND		1.0	0.37	ug/L			01/16/13 17:51	1
Trichloroethene	**360**	**E**	1.0	0.46	ug/L			01/16/13 17:51	1
Trichlorofluoromethane	ND		1.0	0.88	ug/L			01/16/13 17:51	1
Vinyl chloride	**7.6**		1.0	0.90	ug/L			01/16/13 17:51	1
Xylenes, Total	ND		2.0	0.66	ug/L			01/16/13 17:51	1

Client Sample Results

Client: ARCADIS U.S. Inc
Project/Site: Lockheed Martin - Pilot Test

TestAmerica Job ID: 480-31501-1

Client Sample ID: MW-18

Date Collected: 01/10/13 11:40
Date Received: 01/12/13 10:15

Lab Sample ID: 480-31501-6

Matrix: Water

Surrogate	*%Recovery*	*Qualifier*	*Limits*	*Prepared*	*Analyzed*	*Dil Fac*
1,2-Dichloroethane-d4 (Surr)	*103*		*66 - 137*		*01/16/13 17:51*	*1*
Toluene-d8 (Surr)	*100*		*71 - 126*		*01/16/13 17:51*	*1*
4-Bromofluorobenzene (Surr)	*100*		*73 - 120*		*01/16/13 17:51*	*1*

Method: 8260B - Volatile Organic Compounds (GC/MS) - DL

Analyte	Result	Qualifier	RL	MDL	Unit	D	Prepared	Analyzed	Dil Fac
1,1,1-Trichloroethane	ND		20	16	ug/L			01/17/13 15:10	20
1,1,2,2-Tetrachloroethane	ND		20	4.2	ug/L			01/17/13 15:10	20
1,1,2-Trichloroethane	ND		20	4.6	ug/L			01/17/13 15:10	20
1,1,2-Trichloro-1,2,2-trifluoroethane	ND		20	6.2	ug/L			01/17/13 15:10	20
1,1-Dichloroethane	**52**		20	7.6	ug/L			01/17/13 15:10	20
1,1-Dichloroethene	ND		20	5.8	ug/L			01/17/13 15:10	20
1,2,4-Trichlorobenzene	ND		20	8.2	ug/L			01/17/13 15:10	20
1,2-Dibromo-3-Chloropropane	ND		20	7.8	ug/L			01/17/13 15:10	20
1,2-Dibromoethane	ND		20	15	ug/L			01/17/13 15:10	20
1,2-Dichlorobenzene	ND		20	16	ug/L			01/17/13 15:10	20
1,2-Dichloroethane	ND		20	4.2	ug/L			01/17/13 15:10	20
1,2-Dichloropropane	ND		20	14	ug/L			01/17/13 15:10	20
1,3-Dichlorobenzene	ND		20	16	ug/L			01/17/13 15:10	20
1,4-Dichlorobenzene	ND		20	17	ug/L			01/17/13 15:10	20
2-Hexanone	ND		100	25	ug/L			01/17/13 15:10	20
2-Butanone (MEK)	ND		200	26	ug/L			01/17/13 15:10	20
4-Methyl-2-pentanone (MIBK)	ND		100	42	ug/L			01/17/13 15:10	20
Acetone	ND		200	60	ug/L			01/17/13 15:10	20
Benzene	ND		20	8.2	ug/L			01/17/13 15:10	20
Bromodichloromethane	ND		20	7.8	ug/L			01/17/13 15:10	20
Bromoform	ND		20	5.2	ug/L			01/17/13 15:10	20
Bromomethane	ND		20	14	ug/L			01/17/13 15:10	20
Carbon disulfide	ND		20	3.8	ug/L			01/17/13 15:10	20
Carbon tetrachloride	ND		20	5.4	ug/L			01/17/13 15:10	20
Chlorobenzene	ND		20	15	ug/L			01/17/13 15:10	20
Dibromochloromethane	ND		20	6.4	ug/L			01/17/13 15:10	20
Chloroethane	ND		20	6.4	ug/L			01/17/13 15:10	20
Chloroform	ND		20	6.8	ug/L			01/17/13 15:10	20
Chloromethane	ND		20	7.0	ug/L			01/17/13 15:10	20
cis-1,2-Dichloroethene	**1500**		20	16	ug/L			01/17/13 15:10	20
cis-1,3-Dichloropropene	ND		20	7.2	ug/L			01/17/13 15:10	20
Cyclohexane	ND		20	3.6	ug/L			01/17/13 15:10	20
Dichlorodifluoromethane	ND		20	14	ug/L			01/17/13 15:10	20
Ethylbenzene	ND		20	15	ug/L			01/17/13 15:10	20
Isopropylbenzene	ND		20	16	ug/L			01/17/13 15:10	20
Methyl acetate	ND		20	10	ug/L			01/17/13 15:10	20
Methyl tert-butyl ether	ND		20	3.2	ug/L			01/17/13 15:10	20
Methylcyclohexane	ND		20	3.2	ug/L			01/17/13 15:10	20
Methylene Chloride	ND		20	8.8	ug/L			01/17/13 15:10	20
Styrene	ND		20	15	ug/L			01/17/13 15:10	20
Tetrachloroethene	**130**		20	7.2	ug/L			01/17/13 15:10	20
Toluene	ND		20	10	ug/L			01/17/13 15:10	20
trans-1,2-Dichloroethene	ND		20	18	ug/L			01/17/13 15:10	20
trans-1,3-Dichloropropene	ND		20	7.4	ug/L			01/17/13 15:10	20

Client Sample ID: MW-18

Lab Sample ID: 480-31501-6

Date Collected: 01/10/13 11:40

Matrix: Water

Date Received: 01/12/13 10:15

Method: 8260B - Volatile Organic Compounds (GC/MS) - DL (Continued)

Analyte	Result	Qualifier	RL	MDL	Unit	D	Prepared	Analyzed	Dil Fac
Trichloroethene	**420**		20	9.2	ug/L			01/17/13 15:10	20
Trichlorofluoromethane	ND		20	18	ug/L			01/17/13 15:10	20
Vinyl chloride	ND		20	18	ug/L			01/17/13 15:10	20
Xylenes, Total	ND		40	13	ug/L			01/17/13 15:10	20

Surrogate	*%Recovery*	*Qualifier*	*Limits*	*Prepared*	*Analyzed*	*Dil Fac*
1,2-Dichloroethane-d4 (Surr)	*103*		*66 - 137*		*01/17/13 15:10*	*20*
Toluene-d8 (Surr)	*118*		*71 - 126*		*01/17/13 15:10*	*20*
4-Bromofluorobenzene (Surr)	*111*		*73 - 120*		*01/17/13 15:10*	*20*

Client Sample ID: MW-20

Lab Sample ID: 480-31501-7

Date Collected: 01/10/13 15:45

Matrix: Water

Date Received: 01/12/13 10:15

Method: 8260B - Volatile Organic Compounds (GC/MS)

Analyte	Result	Qualifier	RL	MDL	Unit	D	Prepared	Analyzed	Dil Fac
1,1,1-Trichloroethane	ND		5.0	4.1	ug/L			01/16/13 18:15	5
1,1,2,2-Tetrachloroethane	ND		5.0	1.1	ug/L			01/16/13 18:15	5
1,1,2-Trichloroethane	ND		5.0	1.2	ug/L			01/16/13 18:15	5
1,1,2-Trichloro-1,2,2-trifluoroethane	ND		5.0	1.6	ug/L			01/16/13 18:15	5
1,1-Dichloroethane	ND		5.0	1.9	ug/L			01/16/13 18:15	5
1,1-Dichloroethene	ND		5.0	1.5	ug/L			01/16/13 18:15	5
1,2,4-Trichlorobenzene	ND		5.0	2.1	ug/L			01/16/13 18:15	5
1,2-Dibromo-3-Chloropropane	ND		5.0	2.0	ug/L			01/16/13 18:15	5
1,2-Dibromoethane	ND		5.0	3.7	ug/L			01/16/13 18:15	5
1,2-Dichlorobenzene	ND		5.0	4.0	ug/L			01/16/13 18:15	5
1,2-Dichloroethane	ND		5.0	1.1	ug/L			01/16/13 18:15	5
1,2-Dichloropropane	ND		5.0	3.6	ug/L			01/16/13 18:15	5
1,3-Dichlorobenzene	ND		5.0	3.9	ug/L			01/16/13 18:15	5
1,4-Dichlorobenzene	ND		5.0	4.2	ug/L			01/16/13 18:15	5
2-Hexanone	ND		25	6.2	ug/L			01/16/13 18:15	5
2-Butanone (MEK)	ND		50	6.6	ug/L			01/16/13 18:15	5
4-Methyl-2-pentanone (MIBK)	ND		25	11	ug/L			01/16/13 18:15	5
Acetone	ND		50	15	ug/L			01/16/13 18:15	5
Benzene	ND		5.0	2.1	ug/L			01/16/13 18:15	5
Bromodichloromethane	ND		5.0	2.0	ug/L			01/16/13 18:15	5
Bromoform	ND		5.0	1.3	ug/L			01/16/13 18:15	5
Bromomethane	ND		5.0	3.5	ug/L			01/16/13 18:15	5
Carbon disulfide	ND		5.0	0.95	ug/L			01/16/13 18:15	5
Carbon tetrachloride	ND		5.0	1.4	ug/L			01/16/13 18:15	5
Chlorobenzene	ND		5.0	3.8	ug/L			01/16/13 18:15	5
Dibromochloromethane	ND		5.0	1.6	ug/L			01/16/13 18:15	5
Chloroethane	ND		5.0	1.6	ug/L			01/16/13 18:15	5
Chloroform	ND		5.0	1.7	ug/L			01/16/13 18:15	5
Chloromethane	ND		5.0	1.8	ug/L			01/16/13 18:15	5
cis-1,2-Dichloroethene	ND		5.0	4.1	ug/L			01/16/13 18:15	5
cis-1,3-Dichloropropene	ND		5.0	1.8	ug/L			01/16/13 18:15	5
Cyclohexane	ND		5.0	0.90	ug/L			01/16/13 18:15	5
Dichlorodifluoromethane	ND		5.0	3.4	ug/L			01/16/13 18:15	5
Ethylbenzene	ND		5.0	3.7	ug/L			01/16/13 18:15	5

Client Sample ID: MW-20

Lab Sample ID: 480-31501-7

Date Collected: 01/10/13 15:45

Matrix: Water

Date Received: 01/12/13 10:15

Method: 8260B - Volatile Organic Compounds (GC/MS) (Continued)

Analyte	Result	Qualifier	RL	MDL	Unit	D	Prepared	Analyzed	Dil Fac
Isopropylbenzene	ND		5.0	4.0	ug/L			01/16/13 18:15	5
Methyl acetate	ND		5.0	2.5	ug/L			01/16/13 18:15	5
Methyl tert-butyl ether	ND		5.0	0.80	ug/L			01/16/13 18:15	5
Methylcyclohexane	ND		5.0	0.80	ug/L			01/16/13 18:15	5
Methylene Chloride	ND		5.0	2.2	ug/L			01/16/13 18:15	5
Styrene	ND		5.0	3.7	ug/L			01/16/13 18:15	5
Tetrachloroethene	ND		5.0	1.8	ug/L			01/16/13 18:15	5
Toluene	ND		5.0	2.6	ug/L			01/16/13 18:15	5
trans-1,2-Dichloroethene	ND		5.0	4.5	ug/L			01/16/13 18:15	5
trans-1,3-Dichloropropene	ND		5.0	1.9	ug/L			01/16/13 18:15	5
Trichloroethene	ND		5.0	2.3	ug/L			01/16/13 18:15	5
Trichlorofluoromethane	ND		5.0	4.4	ug/L			01/16/13 18:15	5
Vinyl chloride	ND		5.0	4.5	ug/L			01/16/13 18:15	5
Xylenes, Total	ND		10	3.3	ug/L			01/16/13 18:15	5

Surrogate	*%Recovery*	*Qualifier*	*Limits*	*Prepared*	*Analyzed*	*Dil Fac*
1,2-Dichloroethane-d4 (Surr)	*104*		*66 - 137*		*01/16/13 18:15*	*5*
Toluene-d8 (Surr)	*106*		*71 - 126*		*01/16/13 18:15*	*5*
4-Bromofluorobenzene (Surr)	*104*		*73 - 120*		*01/16/13 18:15*	*5*

Client Sample ID: MW-21

Lab Sample ID: 480-31501-8

Date Collected: 01/10/13 15:10

Matrix: Water

Date Received: 01/12/13 10:15

Method: 8260B - Volatile Organic Compounds (GC/MS)

Analyte	Result	Qualifier	RL	MDL	Unit	D	Prepared	Analyzed	Dil Fac
1,1,1-Trichloroethane	ND		5.0	4.1	ug/L			01/16/13 18:39	5
1,1,2,2-Tetrachloroethane	ND		5.0	1.1	ug/L			01/16/13 18:39	5
1,1,2-Trichloroethane	ND		5.0	1.2	ug/L			01/16/13 18:39	5
1,1,2-Trichloro-1,2,2-trifluoroethane	ND		5.0	1.6	ug/L			01/16/13 18:39	5
1,1-Dichloroethane	ND		5.0	1.9	ug/L			01/16/13 18:39	5
1,1-Dichloroethene	ND		5.0	1.5	ug/L			01/16/13 18:39	5
1,2,4-Trichlorobenzene	ND		5.0	2.1	ug/L			01/16/13 18:39	5
1,2-Dibromo-3-Chloropropane	ND		5.0	2.0	ug/L			01/16/13 18:39	5
1,2-Dibromoethane	ND		5.0	3.7	ug/L			01/16/13 18:39	5
1,2-Dichlorobenzene	ND		5.0	4.0	ug/L			01/16/13 18:39	5
1,2-Dichloroethane	ND		5.0	1.1	ug/L			01/16/13 18:39	5
1,2-Dichloropropane	ND		5.0	3.6	ug/L			01/16/13 18:39	5
1,3-Dichlorobenzene	ND		5.0	3.9	ug/L			01/16/13 18:39	5
1,4-Dichlorobenzene	ND		5.0	4.2	ug/L			01/16/13 18:39	5
2-Hexanone	ND		25	6.2	ug/L			01/16/13 18:39	5
2-Butanone (MEK)	ND		50	6.6	ug/L			01/16/13 18:39	5
4-Methyl-2-pentanone (MIBK)	ND		25	11	ug/L			01/16/13 18:39	5
Acetone	ND		50	15	ug/L			01/16/13 18:39	5
Benzene	ND		5.0	2.1	ug/L			01/16/13 18:39	5
Bromodichloromethane	ND		5.0	2.0	ug/L			01/16/13 18:39	5
Bromoform	ND		5.0	1.3	ug/L			01/16/13 18:39	5
Bromomethane	ND		5.0	3.5	ug/L			01/16/13 18:39	5
Carbon disulfide	ND		5.0	0.95	ug/L			01/16/13 18:39	5
Carbon tetrachloride	ND		5.0	1.4	ug/L			01/16/13 18:39	5

Client Sample ID: MW-21

Lab Sample ID: 480-31501-8

Date Collected: 01/10/13 15:10

Matrix: Water

Date Received: 01/12/13 10:15

Method: 8260B - Volatile Organic Compounds (GC/MS) (Continued)

Analyte	Result	Qualifier	RL	MDL	Unit	D	Prepared	Analyzed	Dil Fac
Chlorobenzene	ND		5.0	3.8	ug/L			01/16/13 18:39	5
Dibromochloromethane	ND		5.0	1.6	ug/L			01/16/13 18:39	5
Chloroethane	ND		5.0	1.6	ug/L			01/16/13 18:39	5
Chloroform	ND		5.0	1.7	ug/L			01/16/13 18:39	5
Chloromethane	ND		5.0	1.8	ug/L			01/16/13 18:39	5
cis-1,2-Dichloroethene	ND		5.0	4.1	ug/L			01/16/13 18:39	5
cis-1,3-Dichloropropene	ND		5.0	1.8	ug/L			01/16/13 18:39	5
Cyclohexane	ND		5.0	0.90	ug/L			01/16/13 18:39	5
Dichlorodifluoromethane	ND		5.0	3.4	ug/L			01/16/13 18:39	5
Ethylbenzene	ND		5.0	3.7	ug/L			01/16/13 18:39	5
Isopropylbenzene	ND		5.0	4.0	ug/L			01/16/13 18:39	5
Methyl acetate	ND		5.0	2.5	ug/L			01/16/13 18:39	5
Methyl tert-butyl ether	ND		5.0	0.80	ug/L			01/16/13 18:39	5
Methylcyclohexane	ND		5.0	0.80	ug/L			01/16/13 18:39	5
Methylene Chloride	ND		5.0	2.2	ug/L			01/16/13 18:39	5
Styrene	ND		5.0	3.7	ug/L			01/16/13 18:39	5
Tetrachloroethene	ND		5.0	1.8	ug/L			01/16/13 18:39	5
Toluene	ND		5.0	2.6	ug/L			01/16/13 18:39	5
trans-1,2-Dichloroethene	ND		5.0	4.5	ug/L			01/16/13 18:39	5
trans-1,3-Dichloropropene	ND		5.0	1.9	ug/L			01/16/13 18:39	5
Trichloroethene	ND		5.0	2.3	ug/L			01/16/13 18:39	5
Trichlorofluoromethane	ND		5.0	4.4	ug/L			01/16/13 18:39	5
Vinyl chloride	ND		5.0	4.5	ug/L			01/16/13 18:39	5
Xylenes, Total	ND		10	3.3	ug/L			01/16/13 18:39	5

Surrogate	*%Recovery*	*Qualifier*	*Limits*	*Prepared*	*Analyzed*	*Dil Fac*
1,2-Dichloroethane-d4 (Surr)	*105*		*66 - 137*		*01/16/13 18:39*	*5*
Toluene-d8 (Surr)	*105*		*71 - 126*		*01/16/13 18:39*	*5*
4-Bromofluorobenzene (Surr)	*102*		*73 - 120*		*01/16/13 18:39*	*5*

Client Sample ID: PZ-5

Lab Sample ID: 480-31501-9

Date Collected: 01/10/13 16:05

Matrix: Water

Date Received: 01/12/13 10:15

Method: 8260B - Volatile Organic Compounds (GC/MS)

Analyte	Result	Qualifier	RL	MDL	Unit	D	Prepared	Analyzed	Dil Fac
1,1,1-Trichloroethane	ND		1.0	0.82	ug/L			01/16/13 19:02	1
1,1,2,2-Tetrachloroethane	ND		1.0	0.21	ug/L			01/16/13 19:02	1
1,1,2-Trichloroethane	ND		1.0	0.23	ug/L			01/16/13 19:02	1
1,1,2-Trichloro-1,2,2-trifluoroethane	ND		1.0	0.31	ug/L			01/16/13 19:02	1
1,1-Dichloroethane	ND		1.0	0.38	ug/L			01/16/13 19:02	1
1,1-Dichloroethene	ND		1.0	0.29	ug/L			01/16/13 19:02	1
1,2,4-Trichlorobenzene	ND		1.0	0.41	ug/L			01/16/13 19:02	1
1,2-Dibromo-3-Chloropropane	ND		1.0	0.39	ug/L			01/16/13 19:02	1
1,2-Dibromoethane	ND		1.0	0.73	ug/L			01/16/13 19:02	1
1,2-Dichlorobenzene	ND		1.0	0.79	ug/L			01/16/13 19:02	1
1,2-Dichloroethane	ND		1.0	0.21	ug/L			01/16/13 19:02	1
1,2-Dichloropropane	ND		1.0	0.72	ug/L			01/16/13 19:02	1
1,3-Dichlorobenzene	ND		1.0	0.78	ug/L			01/16/13 19:02	1
1,4-Dichlorobenzene	ND		1.0	0.84	ug/L			01/16/13 19:02	1

Client Sample ID: PZ-5

Lab Sample ID: 480-31501-9

Date Collected: 01/10/13 16:05

Matrix: Water

Date Received: 01/12/13 10:15

Method: 8260B - Volatile Organic Compounds (GC/MS) (Continued)

Analyte	Result	Qualifier	RL	MDL	Unit	D	Prepared	Analyzed	Dil Fac
2-Hexanone	ND		5.0	1.2	ug/L			01/16/13 19:02	1
2-Butanone (MEK)	ND		10	1.3	ug/L			01/16/13 19:02	1
4-Methyl-2-pentanone (MIBK)	ND		5.0	2.1	ug/L			01/16/13 19:02	1
Acetone	ND		10	3.0	ug/L			01/16/13 19:02	1
Benzene	ND		1.0	0.41	ug/L			01/16/13 19:02	1
Bromodichloromethane	ND		1.0	0.39	ug/L			01/16/13 19:02	1
Bromoform	ND		1.0	0.26	ug/L			01/16/13 19:02	1
Bromomethane	ND		1.0	0.69	ug/L			01/16/13 19:02	1
Carbon disulfide	ND		1.0	0.19	ug/L			01/16/13 19:02	1
Carbon tetrachloride	ND		1.0	0.27	ug/L			01/16/13 19:02	1
Chlorobenzene	ND		1.0	0.75	ug/L			01/16/13 19:02	1
Dibromochloromethane	ND		1.0	0.32	ug/L			01/16/13 19:02	1
Chloroethane	ND		1.0	0.32	ug/L			01/16/13 19:02	1
Chloroform	ND		1.0	0.34	ug/L			01/16/13 19:02	1
Chloromethane	ND		1.0	0.35	ug/L			01/16/13 19:02	1
cis-1,2-Dichloroethene	**88**		1.0	0.81	ug/L			01/16/13 19:02	1
cis-1,3-Dichloropropene	ND		1.0	0.36	ug/L			01/16/13 19:02	1
Cyclohexane	ND		1.0	0.18	ug/L			01/16/13 19:02	1
Dichlorodifluoromethane	ND		1.0	0.68	ug/L			01/16/13 19:02	1
Ethylbenzene	**1.7**		1.0	0.74	ug/L			01/16/13 19:02	1
Isopropylbenzene	ND		1.0	0.79	ug/L			01/16/13 19:02	1
Methyl acetate	ND		1.0	0.50	ug/L			01/16/13 19:02	1
Methyl tert-butyl ether	ND		1.0	0.16	ug/L			01/16/13 19:02	1
Methylcyclohexane	ND		1.0	0.16	ug/L			01/16/13 19:02	1
Methylene Chloride	ND		1.0	0.44	ug/L			01/16/13 19:02	1
Styrene	ND		1.0	0.73	ug/L			01/16/13 19:02	1
Tetrachloroethene	**55**		1.0	0.36	ug/L			01/16/13 19:02	1
Toluene	ND		1.0	0.51	ug/L			01/16/13 19:02	1
trans-1,2-Dichloroethene	**1.2**		1.0	0.90	ug/L			01/16/13 19:02	1
trans-1,3-Dichloropropene	ND		1.0	0.37	ug/L			01/16/13 19:02	1
Trichloroethene	**47**		1.0	0.46	ug/L			01/16/13 19:02	1
Trichlorofluoromethane	ND		1.0	0.88	ug/L			01/16/13 19:02	1
Vinyl chloride	**68**		1.0	0.90	ug/L			01/16/13 19:02	1
Xylenes, Total	**5.7**		2.0	0.66	ug/L			01/16/13 19:02	1

Surrogate	*%Recovery*	*Qualifier*	*Limits*	*Prepared*	*Analyzed*	*Dil Fac*
1,2-Dichloroethane-d4 (Surr)	*104*		*66 - 137*		*01/16/13 19:02*	*1*
Toluene-d8 (Surr)	*104*		*71 - 126*		*01/16/13 19:02*	*1*
4-Bromofluorobenzene (Surr)	*104*		*73 - 120*		*01/16/13 19:02*	*1*

Client Sample ID: PZ-8

Lab Sample ID: 480-31501-10

Date Collected: 01/10/13 15:45

Matrix: Water

Date Received: 01/12/13 10:15

Method: 8260B - Volatile Organic Compounds (GC/MS)

Analyte	Result	Qualifier	RL	MDL	Unit	D	Prepared	Analyzed	Dil Fac
1,1,1-Trichloroethane	ND		1.0	0.82	ug/L			01/16/13 19:26	1
1,1,2,2-Tetrachloroethane	ND		1.0	0.21	ug/L			01/16/13 19:26	1
1,1,2-Trichloroethane	ND		1.0	0.23	ug/L			01/16/13 19:26	1
1,1,2-Trichloro-1,2,2-trifluoroethane	ND		1.0	0.31	ug/L			01/16/13 19:26	1

Client Sample ID: PZ-8

Lab Sample ID: 480-31501-10

Date Collected: 01/10/13 15:45

Matrix: Water

Date Received: 01/12/13 10:15

Method: 8260B - Volatile Organic Compounds (GC/MS) (Continued)

Analyte	Result	Qualifier	RL	MDL	Unit	D	Prepared	Analyzed	Dil Fac
1,1-Dichloroethane	**4.0**		1.0	0.38	ug/L			01/16/13 19:26	1
1,1-Dichloroethene	ND		1.0	0.29	ug/L			01/16/13 19:26	1
1,2,4-Trichlorobenzene	ND		1.0	0.41	ug/L			01/16/13 19:26	1
1,2-Dibromo-3-Chloropropane	ND		1.0	0.39	ug/L			01/16/13 19:26	1
1,2-Dibromoethane	ND		1.0	0.73	ug/L			01/16/13 19:26	1
1,2-Dichlorobenzene	ND		1.0	0.79	ug/L			01/16/13 19:26	1
1,2-Dichloroethane	ND		1.0	0.21	ug/L			01/16/13 19:26	1
1,2-Dichloropropane	ND		1.0	0.72	ug/L			01/16/13 19:26	1
1,3-Dichlorobenzene	ND		1.0	0.78	ug/L			01/16/13 19:26	1
1,4-Dichlorobenzene	ND		1.0	0.84	ug/L			01/16/13 19:26	1
2-Hexanone	ND		5.0	1.2	ug/L			01/16/13 19:26	1
2-Butanone (MEK)	ND		10	1.3	ug/L			01/16/13 19:26	1
4-Methyl-2-pentanone (MIBK)	ND		5.0	2.1	ug/L			01/16/13 19:26	1
Acetone	ND		10	3.0	ug/L			01/16/13 19:26	1
Benzene	ND		1.0	0.41	ug/L			01/16/13 19:26	1
Bromodichloromethane	ND		1.0	0.39	ug/L			01/16/13 19:26	1
Bromoform	ND		1.0	0.26	ug/L			01/16/13 19:26	1
Bromomethane	ND		1.0	0.69	ug/L			01/16/13 19:26	1
Carbon disulfide	ND		1.0	0.19	ug/L			01/16/13 19:26	1
Carbon tetrachloride	ND		1.0	0.27	ug/L			01/16/13 19:26	1
Chlorobenzene	ND		1.0	0.75	ug/L			01/16/13 19:26	1
Dibromochloromethane	ND		1.0	0.32	ug/L			01/16/13 19:26	1
Chloroethane	ND		1.0	0.32	ug/L			01/16/13 19:26	1
Chloroform	ND		1.0	0.34	ug/L			01/16/13 19:26	1
Chloromethane	ND		1.0	0.35	ug/L			01/16/13 19:26	1
cis-1,2-Dichloroethene	**52**		1.0	0.81	ug/L			01/16/13 19:26	1
cis-1,3-Dichloropropene	ND		1.0	0.36	ug/L			01/16/13 19:26	1
Cyclohexane	ND		1.0	0.18	ug/L			01/16/13 19:26	1
Dichlorodifluoromethane	ND		1.0	0.68	ug/L			01/16/13 19:26	1
Ethylbenzene	ND		1.0	0.74	ug/L			01/16/13 19:26	1
Isopropylbenzene	ND		1.0	0.79	ug/L			01/16/13 19:26	1
Methyl acetate	ND		1.0	0.50	ug/L			01/16/13 19:26	1
Methyl tert-butyl ether	ND		1.0	0.16	ug/L			01/16/13 19:26	1
Methylcyclohexane	ND		1.0	0.16	ug/L			01/16/13 19:26	1
Methylene Chloride	ND		1.0	0.44	ug/L			01/16/13 19:26	1
Styrene	ND		1.0	0.73	ug/L			01/16/13 19:26	1
Tetrachloroethene	**440**	**E**	1.0	0.36	ug/L			01/16/13 19:26	1
Toluene	ND		1.0	0.51	ug/L			01/16/13 19:26	1
trans-1,2-Dichloroethene	**1.0**		1.0	0.90	ug/L			01/16/13 19:26	1
trans-1,3-Dichloropropene	ND		1.0	0.37	ug/L			01/16/13 19:26	1
Trichloroethene	**270**	**E**	1.0	0.46	ug/L			01/16/13 19:26	1
Trichlorofluoromethane	ND		1.0	0.88	ug/L			01/16/13 19:26	1
Vinyl chloride	ND		1.0	0.90	ug/L			01/16/13 19:26	1
Xylenes, Total	ND		2.0	0.66	ug/L			01/16/13 19:26	1

Surrogate	*%Recovery*	*Qualifier*	*Limits*	*Prepared*	*Analyzed*	*Dil Fac*
1,2-Dichloroethane-d4 (Surr)	*103*		*66 - 137*		*01/16/13 19:26*	*1*
Toluene-d8 (Surr)	*102*		*71 - 126*		*01/16/13 19:26*	*1*
4-Bromofluorobenzene (Surr)	*100*		*73 - 120*		*01/16/13 19:26*	*1*

Client: ARCADIS U.S. Inc
Project/Site: Lockheed Martin - Pilot Test

TestAmerica Job ID: 480-31501-1

Client Sample ID: PZ-8

Lab Sample ID: 480-31501-10

Date Collected: 01/10/13 15:45
Matrix: Water
Date Received: 01/12/13 10:15

Method: 8260B - Volatile Organic Compounds (GC/MS) - DL

Analyte	Result	Qualifier	RL	MDL	Unit	D	Prepared	Analyzed	Dil Fac
1,1,1-Trichloroethane	ND		10	8.2	ug/L			01/17/13 03:29	10
1,1,2,2-Tetrachloroethane	ND		10	2.1	ug/L			01/17/13 03:29	10
1,1,2-Trichloroethane	ND		10	2.3	ug/L			01/17/13 03:29	10
1,1,2-Trichloro-1,2,2-trifluoroethane	ND		10	3.1	ug/L			01/17/13 03:29	10
1,1-Dichloroethane	ND		10	3.8	ug/L			01/17/13 03:29	10
1,1-Dichloroethene	ND		10	2.9	ug/L			01/17/13 03:29	10
1,2,4-Trichlorobenzene	ND		10	4.1	ug/L			01/17/13 03:29	10
1,2-Dibromo-3-Chloropropane	ND		10	3.9	ug/L			01/17/13 03:29	10
1,2-Dibromoethane	ND		10	7.3	ug/L			01/17/13 03:29	10
1,2-Dichlorobenzene	ND		10	7.9	ug/L			01/17/13 03:29	10
1,2-Dichloroethane	ND		10	2.1	ug/L			01/17/13 03:29	10
1,2-Dichloropropane	ND		10	7.2	ug/L			01/17/13 03:29	10
1,3-Dichlorobenzene	ND		10	7.8	ug/L			01/17/13 03:29	10
1,4-Dichlorobenzene	ND		10	8.4	ug/L			01/17/13 03:29	10
2-Hexanone	ND		50	12	ug/L			01/17/13 03:29	10
2-Butanone (MEK)	ND		100	13	ug/L			01/17/13 03:29	10
4-Methyl-2-pentanone (MIBK)	ND		50	21	ug/L			01/17/13 03:29	10
Acetone	ND		100	30	ug/L			01/17/13 03:29	10
Benzene	ND		10	4.1	ug/L			01/17/13 03:29	10
Bromodichloromethane	ND		10	3.9	ug/L			01/17/13 03:29	10
Bromoform	ND		10	2.6	ug/L			01/17/13 03:29	10
Bromomethane	ND		10	6.9	ug/L			01/17/13 03:29	10
Carbon disulfide	ND		10	1.9	ug/L			01/17/13 03:29	10
Carbon tetrachloride	ND		10	2.7	ug/L			01/17/13 03:29	10
Chlorobenzene	ND		10	7.5	ug/L			01/17/13 03:29	10
Dibromochloromethane	ND		10	3.2	ug/L			01/17/13 03:29	10
Chloroethane	ND		10	3.2	ug/L			01/17/13 03:29	10
Chloroform	ND		10	3.4	ug/L			01/17/13 03:29	10
Chloromethane	ND		10	3.5	ug/L			01/17/13 03:29	10
cis-1,2-Dichloroethene	**45**		10	8.1	ug/L			01/17/13 03:29	10
cis-1,3-Dichloropropene	ND		10	3.6	ug/L			01/17/13 03:29	10
Cyclohexane	ND		10	1.8	ug/L			01/17/13 03:29	10
Dichlorodifluoromethane	ND		10	6.8	ug/L			01/17/13 03:29	10
Ethylbenzene	ND		10	7.4	ug/L			01/17/13 03:29	10
Isopropylbenzene	ND		10	7.9	ug/L			01/17/13 03:29	10
Methyl acetate	ND		10	5.0	ug/L			01/17/13 03:29	10
Methyl tert-butyl ether	ND		10	1.6	ug/L			01/17/13 03:29	10
Methylcyclohexane	ND		10	1.6	ug/L			01/17/13 03:29	10
Methylene Chloride	ND		10	4.4	ug/L			01/17/13 03:29	10
Styrene	ND		10	7.3	ug/L			01/17/13 03:29	10
Tetrachloroethene	**450**		10	3.6	ug/L			01/17/13 03:29	10
Toluene	ND		10	5.1	ug/L			01/17/13 03:29	10
trans-1,2-Dichloroethene	ND		10	9.0	ug/L			01/17/13 03:29	10
trans-1,3-Dichloropropene	ND		10	3.7	ug/L			01/17/13 03:29	10
Trichloroethene	**260**		10	4.6	ug/L			01/17/13 03:29	10
Trichlorofluoromethane	ND		10	8.8	ug/L			01/17/13 03:29	10
Vinyl chloride	ND		10	9.0	ug/L			01/17/13 03:29	10
Xylenes, Total	ND		20	6.6	ug/L			01/17/13 03:29	10

Client Sample ID: PZ-8

Lab Sample ID: 480-31501-10

Date Collected: 01/10/13 15:45

Matrix: Water

Date Received: 01/12/13 10:15

Surrogate	*%Recovery*	*Qualifier*	*Limits*	*Prepared*	*Analyzed*	*Dil Fac*
1,2-Dichloroethane-d4 (Surr)	*104*		*66 - 137*		*01/17/13 03:29*	*10*
Toluene-d8 (Surr)	*106*		*71 - 126*		*01/17/13 03:29*	*10*
4-Bromofluorobenzene (Surr)	*101*		*73 - 120*		*01/17/13 03:29*	*10*

Client Sample ID: PZ-11R

Lab Sample ID: 480-31501-11

Date Collected: 01/10/13 10:00

Matrix: Water

Date Received: 01/12/13 10:15

Method: 8260B - Volatile Organic Compounds (GC/MS)

Analyte	Result	Qualifier	RL	MDL	Unit	D	Prepared	Analyzed	Dil Fac
1,1,1-Trichloroethane	ND		1.0	0.82	ug/L			01/17/13 03:53	1
1,1,2,2-Tetrachloroethane	ND		1.0	0.21	ug/L			01/17/13 03:53	1
1,1,2-Trichloroethane	ND		1.0	0.23	ug/L			01/17/13 03:53	1
1,1,2-Trichloro-1,2,2-trifluoroethane	ND		1.0	0.31	ug/L			01/17/13 03:53	1
1,1-Dichloroethane	ND		1.0	0.38	ug/L			01/17/13 03:53	1
1,1-Dichloroethene	ND		1.0	0.29	ug/L			01/17/13 03:53	1
1,2,4-Trichlorobenzene	ND		1.0	0.41	ug/L			01/17/13 03:53	1
1,2-Dibromo-3-Chloropropane	ND		1.0	0.39	ug/L			01/17/13 03:53	1
1,2-Dibromoethane	ND		1.0	0.73	ug/L			01/17/13 03:53	1
1,2-Dichlorobenzene	ND		1.0	0.79	ug/L			01/17/13 03:53	1
1,2-Dichloroethane	ND		1.0	0.21	ug/L			01/17/13 03:53	1
1,2-Dichloropropane	ND		1.0	0.72	ug/L			01/17/13 03:53	1
1,3-Dichlorobenzene	ND		1.0	0.78	ug/L			01/17/13 03:53	1
1,4-Dichlorobenzene	ND		1.0	0.84	ug/L			01/17/13 03:53	1
2-Hexanone	ND		5.0	1.2	ug/L			01/17/13 03:53	1
2-Butanone (MEK)	ND		10	1.3	ug/L			01/17/13 03:53	1
4-Methyl-2-pentanone (MIBK)	ND		5.0	2.1	ug/L			01/17/13 03:53	1
Acetone	ND		10	3.0	ug/L			01/17/13 03:53	1
Benzene	ND		1.0	0.41	ug/L			01/17/13 03:53	1
Bromodichloromethane	ND		1.0	0.39	ug/L			01/17/13 03:53	1
Bromoform	ND		1.0	0.26	ug/L			01/17/13 03:53	1
Bromomethane	ND		1.0	0.69	ug/L			01/17/13 03:53	1
Carbon disulfide	ND		1.0	0.19	ug/L			01/17/13 03:53	1
Carbon tetrachloride	ND		1.0	0.27	ug/L			01/17/13 03:53	1
Chlorobenzene	ND		1.0	0.75	ug/L			01/17/13 03:53	1
Dibromochloromethane	ND		1.0	0.32	ug/L			01/17/13 03:53	1
Chloroethane	ND		1.0	0.32	ug/L			01/17/13 03:53	1
Chloroform	ND		1.0	0.34	ug/L			01/17/13 03:53	1
Chloromethane	ND		1.0	0.35	ug/L			01/17/13 03:53	1
cis-1,2-Dichloroethene	**2.8**		1.0	0.81	ug/L			01/17/13 03:53	1
cis-1,3-Dichloropropene	ND		1.0	0.36	ug/L			01/17/13 03:53	1
Cyclohexane	ND		1.0	0.18	ug/L			01/17/13 03:53	1
Dichlorodifluoromethane	ND		1.0	0.68	ug/L			01/17/13 03:53	1
Ethylbenzene	ND		1.0	0.74	ug/L			01/17/13 03:53	1
Isopropylbenzene	ND		1.0	0.79	ug/L			01/17/13 03:53	1
Methyl acetate	ND		1.0	0.50	ug/L			01/17/13 03:53	1
Methyl tert-butyl ether	ND		1.0	0.16	ug/L			01/17/13 03:53	1
Methylcyclohexane	ND		1.0	0.16	ug/L			01/17/13 03:53	1
Methylene Chloride	ND		1.0	0.44	ug/L			01/17/13 03:53	1
Styrene	ND		1.0	0.73	ug/L			01/17/13 03:53	1

Client Sample ID: PZ-11R

Lab Sample ID: 480-31501-11
Date Collected: 01/10/13 10:00
Matrix: Water
Date Received: 01/12/13 10:15

Method: 8260B - Volatile Organic Compounds (GC/MS) (Continued)

Analyte	Result	Qualifier	RL	MDL	Unit	D	Prepared	Analyzed	Dil Fac
Tetrachloroethene	**1.9**		1.0	0.36	ug/L			01/17/13 03:53	1
Toluene	ND		1.0	0.51	ug/L			01/17/13 03:53	1
trans-1,2-Dichloroethene	ND		1.0	0.90	ug/L			01/17/13 03:53	1
trans-1,3-Dichloropropene	ND		1.0	0.37	ug/L			01/17/13 03:53	1
Trichloroethene	**3.9**		1.0	0.46	ug/L			01/17/13 03:53	1
Trichlorofluoromethane	ND		1.0	0.88	ug/L			01/17/13 03:53	1
Vinyl chloride	ND		1.0	0.90	ug/L			01/17/13 03:53	1
Xylenes, Total	ND		2.0	0.66	ug/L			01/17/13 03:53	1

Surrogate	*%Recovery*	*Qualifier*	*Limits*	*Prepared*	*Analyzed*	*Dil Fac*
1,2-Dichloroethane-d4 (Surr)	*105*		*66 - 137*		*01/17/13 03:53*	*1*
Toluene-d8 (Surr)	*102*		*71 - 126*		*01/17/13 03:53*	*1*
4-Bromofluorobenzene (Surr)	*99*		*73 - 120*		*01/17/13 03:53*	*1*

Client Sample ID: PZ-13R

Lab Sample ID: 480-31501-12
Date Collected: 01/11/13 09:25
Matrix: Water
Date Received: 01/12/13 10:15

General Chemistry

Analyte	Result	Qualifier	RL	MDL	Unit	D	Prepared	Analyzed	Dil Fac
Nitrate as N	**0.39**		0.050	0.020	mg/L			01/12/13 16:46	1

Client Sample ID: A1-PZ-2

Lab Sample ID: 480-31501-13
Date Collected: 01/11/13 14:40
Matrix: Water
Date Received: 01/12/13 10:15

Method: 8260B - Volatile Organic Compounds (GC/MS)

Analyte	Result	Qualifier	RL	MDL	Unit	D	Prepared	Analyzed	Dil Fac
1,1,1-Trichloroethane	ND		1.0	0.82	ug/L			01/16/13 20:13	1
1,1,2,2-Tetrachloroethane	ND		1.0	0.21	ug/L			01/16/13 20:13	1
1,1,2-Trichloroethane	ND		1.0	0.23	ug/L			01/16/13 20:13	1
1,1,2-Trichloro-1,2,2-trifluoroethane	ND		1.0	0.31	ug/L			01/16/13 20:13	1
1,1-Dichloroethane	ND		1.0	0.38	ug/L			01/16/13 20:13	1
1,1-Dichloroethene	ND		1.0	0.29	ug/L			01/16/13 20:13	1
1,2,4-Trichlorobenzene	ND		1.0	0.41	ug/L			01/16/13 20:13	1
1,2-Dibromo-3-Chloropropane	ND		1.0	0.39	ug/L			01/16/13 20:13	1
1,2-Dibromoethane	ND		1.0	0.73	ug/L			01/16/13 20:13	1
1,2-Dichlorobenzene	ND		1.0	0.79	ug/L			01/16/13 20:13	1
1,2-Dichloroethane	ND		1.0	0.21	ug/L			01/16/13 20:13	1
1,2-Dichloropropane	ND		1.0	0.72	ug/L			01/16/13 20:13	1
1,3-Dichlorobenzene	ND		1.0	0.78	ug/L			01/16/13 20:13	1
1,4-Dichlorobenzene	ND		1.0	0.84	ug/L			01/16/13 20:13	1
2-Hexanone	ND		5.0	1.2	ug/L			01/16/13 20:13	1
2-Butanone (MEK)	ND		10	1.3	ug/L			01/16/13 20:13	1
4-Methyl-2-pentanone (MIBK)	ND		5.0	2.1	ug/L			01/16/13 20:13	1
Acetone	ND		10	3.0	ug/L			01/16/13 20:13	1
Benzene	ND		1.0	0.41	ug/L			01/16/13 20:13	1
Bromodichloromethane	ND		1.0	0.39	ug/L			01/16/13 20:13	1
Bromoform	ND		1.0	0.26	ug/L			01/16/13 20:13	1
Bromomethane	ND		1.0	0.69	ug/L			01/16/13 20:13	1

Client Sample ID: A1-PZ-2

Lab Sample ID: 480-31501-13

Date Collected: 01/11/13 14:40

Matrix: Water

Date Received: 01/12/13 10:15

Method: 8260B - Volatile Organic Compounds (GC/MS) (Continued)

Analyte	Result	Qualifier	RL	MDL	Unit	D	Prepared	Analyzed	Dil Fac
Carbon disulfide	ND		1.0	0.19	ug/L			01/16/13 20:13	1
Carbon tetrachloride	ND		1.0	0.27	ug/L			01/16/13 20:13	1
Chlorobenzene	ND		1.0	0.75	ug/L			01/16/13 20:13	1
Dibromochloromethane	ND		1.0	0.32	ug/L			01/16/13 20:13	1
Chloroethane	ND		1.0	0.32	ug/L			01/16/13 20:13	1
Chloroform	ND		1.0	0.34	ug/L			01/16/13 20:13	1
Chloromethane	ND		1.0	0.35	ug/L			01/16/13 20:13	1
cis-1,2-Dichloroethene	**11**		1.0	0.81	ug/L			01/16/13 20:13	1
cis-1,3-Dichloropropene	ND		1.0	0.36	ug/L			01/16/13 20:13	1
Cyclohexane	ND		1.0	0.18	ug/L			01/16/13 20:13	1
Dichlorodifluoromethane	ND		1.0	0.68	ug/L			01/16/13 20:13	1
Ethylbenzene	ND		1.0	0.74	ug/L			01/16/13 20:13	1
Isopropylbenzene	ND		1.0	0.79	ug/L			01/16/13 20:13	1
Methyl acetate	ND		1.0	0.50	ug/L			01/16/13 20:13	1
Methyl tert-butyl ether	ND		1.0	0.16	ug/L			01/16/13 20:13	1
Methylcyclohexane	ND		1.0	0.16	ug/L			01/16/13 20:13	1
Methylene Chloride	ND		1.0	0.44	ug/L			01/16/13 20:13	1
Styrene	ND		1.0	0.73	ug/L			01/16/13 20:13	1
Tetrachloroethene	ND		1.0	0.36	ug/L			01/16/13 20:13	1
Toluene	ND		1.0	0.51	ug/L			01/16/13 20:13	1
trans-1,2-Dichloroethene	ND		1.0	0.90	ug/L			01/16/13 20:13	1
trans-1,3-Dichloropropene	ND		1.0	0.37	ug/L			01/16/13 20:13	1
Trichloroethene	ND		1.0	0.46	ug/L			01/16/13 20:13	1
Trichlorofluoromethane	ND		1.0	0.88	ug/L			01/16/13 20:13	1
Vinyl chloride	**5.6**		1.0	0.90	ug/L			01/16/13 20:13	1
Xylenes, Total	ND		2.0	0.66	ug/L			01/16/13 20:13	1

Surrogate	*%Recovery*	*Qualifier*	*Limits*	*Prepared*	*Analyzed*	*Dil Fac*
1,2-Dichloroethane-d4 (Surr)	*104*		*66 - 137*		*01/16/13 20:13*	*1*
Toluene-d8 (Surr)	*103*		*71 - 126*		*01/16/13 20:13*	*1*
4-Bromofluorobenzene (Surr)	*99*		*73 - 120*		*01/16/13 20:13*	*1*

Method: RSK-175 - Dissolved Gases (GC)

Analyte	Result	Qualifier	RL	MDL	Unit	D	Prepared	Analyzed	Dil Fac
Methane	**9200**		400	22	ug/L			01/14/13 13:05	100

General Chemistry

Analyte	Result	Qualifier	RL	MDL	Unit	D	Prepared	Analyzed	Dil Fac
Nitrate as N	**0.038**	**J**	0.050	0.020	mg/L			01/12/13 15:52	1
Sulfate	**2.3**	**J B**	5.0	1.5	mg/L			01/16/13 00:44	1
Alkalinity, Total	**357**		5.0	0.79	mg/L			01/16/13 01:34	1
Alkalinity, Bicarbonate	**357**		5.0	0.79	mg/L			01/16/13 01:34	1
Alkalinity, Carbonate	ND		5.0	0.79	mg/L			01/16/13 01:34	1
Hydroxide Alkalinity	ND		5.0	0.79	mg/L			01/16/13 01:34	1
Total Organic Carbon	**5.9**		1.0	0.43	mg/L			01/15/13 19:09	1

Client: ARCADIS U.S. Inc
Project/Site: Lockheed Martin - Pilot Test

TestAmerica Job ID: 480-31501-1

Client Sample ID: A2-PZ-2

Date Collected: 01/10/13 13:15
Date Received: 01/12/13 10:15

Lab Sample ID: 480-31501-14

Matrix: Water

Method: 8260B - Volatile Organic Compounds (GC/MS)

Analyte	Result	Qualifier	RL	MDL	Unit	D	Prepared	Analyzed	Dil Fac
1,1,1-Trichloroethane	ND		1.0	0.82	ug/L			01/16/13 20:37	1
1,1,2,2-Tetrachloroethane	ND		1.0	0.21	ug/L			01/16/13 20:37	1
1,1,2-Trichloroethane	ND		1.0	0.23	ug/L			01/16/13 20:37	1
1,1,2-Trichloro-1,2,2-trifluoroethane	ND		1.0	0.31	ug/L			01/16/13 20:37	1
1,1-Dichloroethane	**6.0**		1.0	0.38	ug/L			01/16/13 20:37	1
1,1-Dichloroethene	ND		1.0	0.29	ug/L			01/16/13 20:37	1
1,2,4-Trichlorobenzene	ND		1.0	0.41	ug/L			01/16/13 20:37	1
1,2-Dibromo-3-Chloropropane	ND		1.0	0.39	ug/L			01/16/13 20:37	1
1,2-Dibromoethane	ND		1.0	0.73	ug/L			01/16/13 20:37	1
1,2-Dichlorobenzene	ND		1.0	0.79	ug/L			01/16/13 20:37	1
1,2-Dichloroethane	ND		1.0	0.21	ug/L			01/16/13 20:37	1
1,2-Dichloropropane	ND		1.0	0.72	ug/L			01/16/13 20:37	1
1,3-Dichlorobenzene	ND		1.0	0.78	ug/L			01/16/13 20:37	1
1,4-Dichlorobenzene	ND		1.0	0.84	ug/L			01/16/13 20:37	1
2-Hexanone	ND		5.0	1.2	ug/L			01/16/13 20:37	1
2-Butanone (MEK)	ND		10	1.3	ug/L			01/16/13 20:37	1
4-Methyl-2-pentanone (MIBK)	ND		5.0	2.1	ug/L			01/16/13 20:37	1
Acetone	ND		10	3.0	ug/L			01/16/13 20:37	1
Benzene	ND		1.0	0.41	ug/L			01/16/13 20:37	1
Bromodichloromethane	ND		1.0	0.39	ug/L			01/16/13 20:37	1
Bromoform	ND		1.0	0.26	ug/L			01/16/13 20:37	1
Bromomethane	ND		1.0	0.69	ug/L			01/16/13 20:37	1
Carbon disulfide	ND		1.0	0.19	ug/L			01/16/13 20:37	1
Carbon tetrachloride	ND		1.0	0.27	ug/L			01/16/13 20:37	1
Chlorobenzene	ND		1.0	0.75	ug/L			01/16/13 20:37	1
Dibromochloromethane	ND		1.0	0.32	ug/L			01/16/13 20:37	1
Chloroethane	ND		1.0	0.32	ug/L			01/16/13 20:37	1
Chloroform	ND		1.0	0.34	ug/L			01/16/13 20:37	1
Chloromethane	ND		1.0	0.35	ug/L			01/16/13 20:37	1
cis-1,2-Dichloroethene	**130**	**E**	1.0	0.81	ug/L			01/16/13 20:37	1
cis-1,3-Dichloropropene	ND		1.0	0.36	ug/L			01/16/13 20:37	1
Cyclohexane	ND		1.0	0.18	ug/L			01/16/13 20:37	1
Dichlorodifluoromethane	ND		1.0	0.68	ug/L			01/16/13 20:37	1
Ethylbenzene	**2.9**		1.0	0.74	ug/L			01/16/13 20:37	1
Isopropylbenzene	ND		1.0	0.79	ug/L			01/16/13 20:37	1
Methyl acetate	ND		1.0	0.50	ug/L			01/16/13 20:37	1
Methyl tert-butyl ether	ND		1.0	0.16	ug/L			01/16/13 20:37	1
Methylcyclohexane	ND		1.0	0.16	ug/L			01/16/13 20:37	1
Methylene Chloride	ND		1.0	0.44	ug/L			01/16/13 20:37	1
Styrene	ND		1.0	0.73	ug/L			01/16/13 20:37	1
Tetrachloroethene	**730**	**E**	1.0	0.36	ug/L			01/16/13 20:37	1
Toluene	ND		1.0	0.51	ug/L			01/16/13 20:37	1
trans-1,2-Dichloroethene	ND		1.0	0.90	ug/L			01/16/13 20:37	1
trans-1,3-Dichloropropene	ND		1.0	0.37	ug/L			01/16/13 20:37	1
Trichloroethene	**370**	**E**	1.0	0.46	ug/L			01/16/13 20:37	1
Trichlorofluoromethane	ND		1.0	0.88	ug/L			01/16/13 20:37	1
Vinyl chloride	**7.8**		1.0	0.90	ug/L			01/16/13 20:37	1
Xylenes, Total	ND		2.0	0.66	ug/L			01/16/13 20:37	1

Client Sample Results

Client: ARCADIS U.S. Inc
Project/Site: Lockheed Martin - Pilot Test

TestAmerica Job ID: 480-31501-1

Client Sample ID: A2-PZ-2

Date Collected: 01/10/13 13:15
Date Received: 01/12/13 10:15

Lab Sample ID: 480-31501-14

Matrix: Water

Surrogate	*%Recovery*	*Qualifier*	*Limits*	*Prepared*	*Analyzed*	*Dil Fac*
1,2-Dichloroethane-d4 (Surr)	*104*		*66 - 137*		*01/16/13 20:37*	*1*
Toluene-d8 (Surr)	*102*		*71 - 126*		*01/16/13 20:37*	*1*
4-Bromofluorobenzene (Surr)	*101*		*73 - 120*		*01/16/13 20:37*	*1*

Method: 8260B - Volatile Organic Compounds (GC/MS) - DL

Analyte	Result	Qualifier	RL	MDL	Unit	D	Prepared	Analyzed	Dil Fac
1,1,1-Trichloroethane	ND		20	16	ug/L			01/17/13 15:32	20
1,1,2,2-Tetrachloroethane	ND		20	4.2	ug/L			01/17/13 15:32	20
1,1,2-Trichloroethane	ND		20	4.6	ug/L			01/17/13 15:32	20
1,1,2-Trichloro-1,2,2-trifluoroethane	ND		20	6.2	ug/L			01/17/13 15:32	20
1,1-Dichloroethane	**10**	**J**	20	7.6	ug/L			01/17/13 15:32	20
1,1-Dichloroethene	ND		20	5.8	ug/L			01/17/13 15:32	20
1,2,4-Trichlorobenzene	ND		20	8.2	ug/L			01/17/13 15:32	20
1,2-Dibromo-3-Chloropropane	ND		20	7.8	ug/L			01/17/13 15:32	20
1,2-Dibromoethane	ND		20	15	ug/L			01/17/13 15:32	20
1,2-Dichlorobenzene	ND		20	16	ug/L			01/17/13 15:32	20
1,2-Dichloroethane	ND		20	4.2	ug/L			01/17/13 15:32	20
1,2-Dichloropropane	ND		20	14	ug/L			01/17/13 15:32	20
1,3-Dichlorobenzene	ND		20	16	ug/L			01/17/13 15:32	20
1,4-Dichlorobenzene	ND		20	17	ug/L			01/17/13 15:32	20
2-Hexanone	ND		100	25	ug/L			01/17/13 15:32	20
2-Butanone (MEK)	ND		200	26	ug/L			01/17/13 15:32	20
4-Methyl-2-pentanone (MIBK)	ND		100	42	ug/L			01/17/13 15:32	20
Acetone	ND		200	60	ug/L			01/17/13 15:32	20
Benzene	ND		20	8.2	ug/L			01/17/13 15:32	20
Bromodichloromethane	ND		20	7.8	ug/L			01/17/13 15:32	20
Bromoform	ND		20	5.2	ug/L			01/17/13 15:32	20
Bromomethane	ND		20	14	ug/L			01/17/13 15:32	20
Carbon disulfide	ND		20	3.8	ug/L			01/17/13 15:32	20
Carbon tetrachloride	ND		20	5.4	ug/L			01/17/13 15:32	20
Chlorobenzene	ND		20	15	ug/L			01/17/13 15:32	20
Dibromochloromethane	ND		20	6.4	ug/L			01/17/13 15:32	20
Chloroethane	ND		20	6.4	ug/L			01/17/13 15:32	20
Chloroform	ND		20	6.8	ug/L			01/17/13 15:32	20
Chloromethane	ND		20	7.0	ug/L			01/17/13 15:32	20
cis-1,2-Dichloroethene	**190**		20	16	ug/L			01/17/13 15:32	20
cis-1,3-Dichloropropene	ND		20	7.2	ug/L			01/17/13 15:32	20
Cyclohexane	ND		20	3.6	ug/L			01/17/13 15:32	20
Dichlorodifluoromethane	ND		20	14	ug/L			01/17/13 15:32	20
Ethylbenzene	ND		20	15	ug/L			01/17/13 15:32	20
Isopropylbenzene	ND		20	16	ug/L			01/17/13 15:32	20
Methyl acetate	ND		20	10	ug/L			01/17/13 15:32	20
Methyl tert-butyl ether	ND		20	3.2	ug/L			01/17/13 15:32	20
Methylcyclohexane	ND		20	3.2	ug/L			01/17/13 15:32	20
Methylene Chloride	ND		20	8.8	ug/L			01/17/13 15:32	20
Styrene	ND		20	15	ug/L			01/17/13 15:32	20
Tetrachloroethene	**1700**		20	7.2	ug/L			01/17/13 15:32	20
Toluene	ND		20	10	ug/L			01/17/13 15:32	20
trans-1,2-Dichloroethene	ND		20	18	ug/L			01/17/13 15:32	20
trans-1,3-Dichloropropene	ND		20	7.4	ug/L			01/17/13 15:32	20

Client Sample ID: A2-PZ-2

Lab Sample ID: 480-31501-14

Date Collected: 01/10/13 13:15

Matrix: Water

Date Received: 01/12/13 10:15

Method: 8260B - Volatile Organic Compounds (GC/MS) - DL (Continued)

Analyte	Result	Qualifier	RL	MDL	Unit	D	Prepared	Analyzed	Dil Fac
Trichloroethene	**580**		20	9.2	ug/L			01/17/13 15:32	20
Trichlorofluoromethane	ND		20	18	ug/L			01/17/13 15:32	20
Vinyl chloride	ND		20	18	ug/L			01/17/13 15:32	20
Xylenes, Total	ND		40	13	ug/L			01/17/13 15:32	20

Surrogate	*%Recovery*	*Qualifier*	*Limits*	*Prepared*	*Analyzed*	*Dil Fac*
1,2-Dichloroethane-d4 (Surr)	*104*		*66 - 137*		*01/17/13 15:32*	*20*
Toluene-d8 (Surr)	*119*		*71 - 126*		*01/17/13 15:32*	*20*
4-Bromofluorobenzene (Surr)	*113*		*73 - 120*		*01/17/13 15:32*	*20*

Client Sample ID: PZ-13R

Lab Sample ID: 480-31501-15

Date Collected: 01/10/13 09:45

Matrix: Water

Date Received: 01/12/13 10:15

Method: 8260B - Volatile Organic Compounds (GC/MS)

Analyte	Result	Qualifier	RL	MDL	Unit	D	Prepared	Analyzed	Dil Fac
1,1,1-Trichloroethane	ND		5.0	4.1	ug/L			01/16/13 21:01	5
1,1,2,2-Tetrachloroethane	ND		5.0	1.1	ug/L			01/16/13 21:01	5
1,1,2-Trichloroethane	ND		5.0	1.2	ug/L			01/16/13 21:01	5
1,1,2-Trichloro-1,2,2-trifluoroethane	ND		5.0	1.6	ug/L			01/16/13 21:01	5
1,1-Dichloroethane	ND		5.0	1.9	ug/L			01/16/13 21:01	5
1,1-Dichloroethene	ND		5.0	1.5	ug/L			01/16/13 21:01	5
1,2,4-Trichlorobenzene	ND		5.0	2.1	ug/L			01/16/13 21:01	5
1,2-Dibromo-3-Chloropropane	ND		5.0	2.0	ug/L			01/16/13 21:01	5
1,2-Dibromoethane	ND		5.0	3.7	ug/L			01/16/13 21:01	5
1,2-Dichlorobenzene	ND		5.0	4.0	ug/L			01/16/13 21:01	5
1,2-Dichloroethane	ND		5.0	1.1	ug/L			01/16/13 21:01	5
1,2-Dichloropropane	ND		5.0	3.6	ug/L			01/16/13 21:01	5
1,3-Dichlorobenzene	ND		5.0	3.9	ug/L			01/16/13 21:01	5
1,4-Dichlorobenzene	ND		5.0	4.2	ug/L			01/16/13 21:01	5
2-Hexanone	ND		25	6.2	ug/L			01/16/13 21:01	5
2-Butanone (MEK)	ND		50	6.6	ug/L			01/16/13 21:01	5
4-Methyl-2-pentanone (MIBK)	ND		25	11	ug/L			01/16/13 21:01	5
Acetone	ND		50	15	ug/L			01/16/13 21:01	5
Benzene	ND		5.0	2.1	ug/L			01/16/13 21:01	5
Bromodichloromethane	ND		5.0	2.0	ug/L			01/16/13 21:01	5
Bromoform	ND		5.0	1.3	ug/L			01/16/13 21:01	5
Bromomethane	ND		5.0	3.5	ug/L			01/16/13 21:01	5
Carbon disulfide	ND		5.0	0.95	ug/L			01/16/13 21:01	5
Carbon tetrachloride	ND		5.0	1.4	ug/L			01/16/13 21:01	5
Chlorobenzene	ND		5.0	3.8	ug/L			01/16/13 21:01	5
Dibromochloromethane	ND		5.0	1.6	ug/L			01/16/13 21:01	5
Chloroethane	ND		5.0	1.6	ug/L			01/16/13 21:01	5
Chloroform	ND		5.0	1.7	ug/L			01/16/13 21:01	5
Chloromethane	ND		5.0	1.8	ug/L			01/16/13 21:01	5
cis-1,2-Dichloroethene	ND		5.0	4.1	ug/L			01/16/13 21:01	5
cis-1,3-Dichloropropene	ND		5.0	1.8	ug/L			01/16/13 21:01	5
Cyclohexane	ND		5.0	0.90	ug/L			01/16/13 21:01	5
Dichlorodifluoromethane	ND		5.0	3.4	ug/L			01/16/13 21:01	5
Ethylbenzene	ND		5.0	3.7	ug/L			01/16/13 21:01	5

Client Sample ID: PZ-13R

Lab Sample ID: 480-31501-15

Date Collected: 01/10/13 09:45

Matrix: Water

Date Received: 01/12/13 10:15

Method: 8260B - Volatile Organic Compounds (GC/MS) (Continued)

Analyte	Result	Qualifier	RL	MDL	Unit	D	Prepared	Analyzed	Dil Fac
Isopropylbenzene	ND		5.0	4.0	ug/L			01/16/13 21:01	5
Methyl acetate	ND		5.0	2.5	ug/L			01/16/13 21:01	5
Methyl tert-butyl ether	ND		5.0	0.80	ug/L			01/16/13 21:01	5
Methylcyclohexane	ND		5.0	0.80	ug/L			01/16/13 21:01	5
Methylene Chloride	ND		5.0	2.2	ug/L			01/16/13 21:01	5
Styrene	ND		5.0	3.7	ug/L			01/16/13 21:01	5
Tetrachloroethene	ND		5.0	1.8	ug/L			01/16/13 21:01	5
Toluene	ND		5.0	2.6	ug/L			01/16/13 21:01	5
trans-1,2-Dichloroethene	ND		5.0	4.5	ug/L			01/16/13 21:01	5
trans-1,3-Dichloropropene	ND		5.0	1.9	ug/L			01/16/13 21:01	5
Trichloroethene	**3.2**	**J**	5.0	2.3	ug/L			01/16/13 21:01	5
Trichlorofluoromethane	ND		5.0	4.4	ug/L			01/16/13 21:01	5
Vinyl chloride	ND		5.0	4.5	ug/L			01/16/13 21:01	5
Xylenes, Total	ND		10	3.3	ug/L			01/16/13 21:01	5

Surrogate	*%Recovery*	*Qualifier*	*Limits*	*Prepared*	*Analyzed*	*Dil Fac*
1,2-Dichloroethane-d4 (Surr)	*106*		*66 - 137*		*01/16/13 21:01*	*5*
Toluene-d8 (Surr)	*105*		*71 - 126*		*01/16/13 21:01*	*5*
4-Bromofluorobenzene (Surr)	*101*		*73 - 120*		*01/16/13 21:01*	*5*

Method: RSK-175 - Dissolved Gases (GC)

Analyte	Result	Qualifier	RL	MDL	Unit	D	Prepared	Analyzed	Dil Fac
Methane	**130**		40	2.2	ug/L			01/14/13 11:55	10

General Chemistry

Analyte	Result	Qualifier	RL	MDL	Unit	D	Prepared	Analyzed	Dil Fac
Sulfate	**104**	**B**	25.0	7.5	mg/L			01/22/13 01:53	5
Alkalinity, Total	**555**		5.0	0.79	mg/L			01/16/13 01:42	1
Alkalinity, Bicarbonate	**555**		5.0	0.79	mg/L			01/16/13 01:42	1
Alkalinity, Carbonate	ND		5.0	0.79	mg/L			01/16/13 01:42	1
Hydroxide Alkalinity	ND		5.0	0.79	mg/L			01/16/13 01:42	1
Total Organic Carbon	**4.0**		1.0	0.43	mg/L			01/15/13 19:25	1

Surrogate Summary

Client: ARCADIS U.S. Inc
Project/Site: Lockheed Martin - Pilot Test

TestAmerica Job ID: 480-31501-1

Method: 8260B - Volatile Organic Compounds (GC/MS)

Matrix: Water **Prep Type: Total/NA**

		Percent Surrogate Recovery (Acceptance Limits)		
		12DCE	TOL	BFB
Lab Sample ID	Client Sample ID	(66-137)	(71-126)	(73-120)
480-31501-1	TB-011113	104	103	102
480-31501-2	DUP-011113	104	105	103
480-31501-2 - DL	DUP-011113	105	106	102
480-31501-3	MW-1	101	104	101
480-31501-3 - DL	MW-1	104	105	101
480-31501-4	MW-3	105	105	102
480-31501-5	MW-13S	103	105	102
480-31501-6	MW-18	103	100	100
480-31501-6 - DL	MW-18	103	118	111
480-31501-7	MW-20	104	106	104
480-31501-8	MW-21	105	105	102
480-31501-9	PZ-5	104	104	104
480-31501-10	PZ-8	103	102	100
480-31501-10 - DL	PZ-8	104	106	101
480-31501-11	PZ-11R	105	102	99
480-31501-13	A1-PZ-2	104	103	99
480-31501-14	A2-PZ-2	104	102	101
480-31501-14 - DL	A2-PZ-2	104	119	113
480-31501-14 MS	A2-PZ-2	108	122	113
480-31501-14 MSD	A2-PZ-2	106	114	108
480-31501-15	PZ-13R	106	105	101
LCS 480-99784/4	Lab Control Sample	100	105	104
LCS 480-99898/4	Lab Control Sample	102	105	104
LCS 480-99973/4	Lab Control Sample	106	123	116
MB 480-99784/5	Method Blank	104	106	103
MB 480-99898/5	Method Blank	104	105	102
MB 480-99973/5	Method Blank	106	122	113

Surrogate Legend

12DCE = 1,2-Dichloroethane-d4 (Surr)

TOL = Toluene-d8 (Surr)

BFB = 4-Bromofluorobenzene (Surr)

Method: 8260B - Volatile Organic Compounds (GC/MS)

Lab Sample ID: MB 480-99784/5
Matrix: Water
Analysis Batch: 99784

Client Sample ID: Method Blank
Prep Type: Total/NA

Analyte	MB Result	MB Qualifier	RL	MDL	Unit	D	Prepared	Analyzed	Dil Fac
1,1,1-Trichloroethane	ND		1.0	0.82	ug/L			01/16/13 12:02	1
1,1,2,2-Tetrachloroethane	ND		1.0	0.21	ug/L			01/16/13 12:02	1
1,1,2-Trichloroethane	ND		1.0	0.23	ug/L			01/16/13 12:02	1
1,1,2-Trichloro-1,2,2-trifluoroethane	ND		1.0	0.31	ug/L			01/16/13 12:02	1
1,1-Dichloroethane	ND		1.0	0.38	ug/L			01/16/13 12:02	1
1,1-Dichloroethene	ND		1.0	0.29	ug/L			01/16/13 12:02	1
1,2,4-Trichlorobenzene	ND		1.0	0.41	ug/L			01/16/13 12:02	1
1,2-Dibromo-3-Chloropropane	ND		1.0	0.39	ug/L			01/16/13 12:02	1
1,2-Dibromoethane	ND		1.0	0.73	ug/L			01/16/13 12:02	1
1,2-Dichlorobenzene	ND		1.0	0.79	ug/L			01/16/13 12:02	1
1,2-Dichloroethane	ND		1.0	0.21	ug/L			01/16/13 12:02	1
1,2-Dichloropropane	ND		1.0	0.72	ug/L			01/16/13 12:02	1
1,3-Dichlorobenzene	ND		1.0	0.78	ug/L			01/16/13 12:02	1
1,4-Dichlorobenzene	ND		1.0	0.84	ug/L			01/16/13 12:02	1
2-Hexanone	ND		5.0	1.2	ug/L			01/16/13 12:02	1
2-Butanone (MEK)	ND		10	1.3	ug/L			01/16/13 12:02	1
4-Methyl-2-pentanone (MIBK)	ND		5.0	2.1	ug/L			01/16/13 12:02	1
Acetone	ND		10	3.0	ug/L			01/16/13 12:02	1
Benzene	ND		1.0	0.41	ug/L			01/16/13 12:02	1
Bromodichloromethane	ND		1.0	0.39	ug/L			01/16/13 12:02	1
Bromoform	ND		1.0	0.26	ug/L			01/16/13 12:02	1
Bromomethane	ND		1.0	0.69	ug/L			01/16/13 12:02	1
Carbon disulfide	ND		1.0	0.19	ug/L			01/16/13 12:02	1
Carbon tetrachloride	ND		1.0	0.27	ug/L			01/16/13 12:02	1
Chlorobenzene	ND		1.0	0.75	ug/L			01/16/13 12:02	1
Dibromochloromethane	ND		1.0	0.32	ug/L			01/16/13 12:02	1
Chloroethane	ND		1.0	0.32	ug/L			01/16/13 12:02	1
Chloroform	ND		1.0	0.34	ug/L			01/16/13 12:02	1
Chloromethane	ND		1.0	0.35	ug/L			01/16/13 12:02	1
cis-1,2-Dichloroethene	ND		1.0	0.81	ug/L			01/16/13 12:02	1
cis-1,3-Dichloropropene	ND		1.0	0.36	ug/L			01/16/13 12:02	1
Cyclohexane	ND		1.0	0.18	ug/L			01/16/13 12:02	1
Dichlorodifluoromethane	ND		1.0	0.68	ug/L			01/16/13 12:02	1
Ethylbenzene	ND		1.0	0.74	ug/L			01/16/13 12:02	1
Isopropylbenzene	ND		1.0	0.79	ug/L			01/16/13 12:02	1
Methyl acetate	ND		1.0	0.50	ug/L			01/16/13 12:02	1
Methyl tert-butyl ether	ND		1.0	0.16	ug/L			01/16/13 12:02	1
Methylcyclohexane	ND		1.0	0.16	ug/L			01/16/13 12:02	1
Methylene Chloride	ND		1.0	0.44	ug/L			01/16/13 12:02	1
Styrene	ND		1.0	0.73	ug/L			01/16/13 12:02	1
Tetrachloroethene	ND		1.0	0.36	ug/L			01/16/13 12:02	1
Toluene	ND		1.0	0.51	ug/L			01/16/13 12:02	1
trans-1,2-Dichloroethene	ND		1.0	0.90	ug/L			01/16/13 12:02	1
trans-1,3-Dichloropropene	ND		1.0	0.37	ug/L			01/16/13 12:02	1
Trichloroethene	ND		1.0	0.46	ug/L			01/16/13 12:02	1
Trichlorofluoromethane	ND		1.0	0.88	ug/L			01/16/13 12:02	1
Vinyl chloride	ND		1.0	0.90	ug/L			01/16/13 12:02	1
Xylenes, Total	ND		2.0	0.66	ug/L			01/16/13 12:02	1

Method: 8260B - Volatile Organic Compounds (GC/MS) (Continued)

Lab Sample ID: MB 480-99784/5
Matrix: Water
Analysis Batch: 99784

Client Sample ID: Method Blank
Prep Type: Total/NA

Surrogate	MB %Recovery	MB Qualifier	Limits	Prepared	Analyzed	Dil Fac
1,2-Dichloroethane-d4 (Surr)	104		66 - 137		01/16/13 12:02	1
Toluene-d8 (Surr)	106		71 - 126		01/16/13 12:02	1
4-Bromofluorobenzene (Surr)	103		73 - 120		01/16/13 12:02	1

Lab Sample ID: LCS 480-99784/4
Matrix: Water
Analysis Batch: 99784

Client Sample ID: Lab Control Sample
Prep Type: Total/NA

Analyte	Spike Added	LCS Result	LCS Qualifier	Unit	D	%Rec	%Rec. Limits
1,1-Dichloroethane	25.0	19.3		ug/L		77	71 - 129
1,1-Dichloroethene	25.0	17.8		ug/L		71	58 - 121
1,2-Dichlorobenzene	25.0	25.0		ug/L		100	80 - 124
1,2-Dichloroethane	25.0	23.6		ug/L		94	75 - 127
Benzene	25.0	22.0		ug/L		88	71 - 124
Chlorobenzene	25.0	25.1		ug/L		100	72 - 120
cis-1,2-Dichloroethene	25.0	22.5		ug/L		90	74 - 124
Ethylbenzene	25.0	23.3		ug/L		93	77 - 123
Methyl tert-butyl ether	25.0	19.1		ug/L		77	64 - 127
Tetrachloroethene	25.0	24.0		ug/L		96	74 - 122
Toluene	25.0	22.3		ug/L		89	80 - 122
trans-1,2-Dichloroethene	25.0	21.4		ug/L		86	73 - 127
Trichloroethene	25.0	22.7		ug/L		91	74 - 123

Surrogate	LCS %Recovery	LCS Qualifier	Limits
1,2-Dichloroethane-d4 (Surr)	100		66 - 137
Toluene-d8 (Surr)	105		71 - 126
4-Bromofluorobenzene (Surr)	104		73 - 120

Lab Sample ID: MB 480-99898/5
Matrix: Water
Analysis Batch: 99898

Client Sample ID: Method Blank
Prep Type: Total/NA

Analyte	MB Result	MB Qualifier	RL	MDL	Unit	D	Prepared	Analyzed	Dil Fac
1,1,1-Trichloroethane	ND		1.0	0.82	ug/L			01/17/13 01:17	1
1,1,2,2-Tetrachloroethane	ND		1.0	0.21	ug/L			01/17/13 01:17	1
1,1,2-Trichloroethane	ND		1.0	0.23	ug/L			01/17/13 01:17	1
1,1,2-Trichloro-1,2,2-trifluoroethane	ND		1.0	0.31	ug/L			01/17/13 01:17	1
1,1-Dichloroethane	ND		1.0	0.38	ug/L			01/17/13 01:17	1
1,1-Dichloroethene	ND		1.0	0.29	ug/L			01/17/13 01:17	1
1,2,4-Trichlorobenzene	ND		1.0	0.41	ug/L			01/17/13 01:17	1
1,2-Dibromo-3-Chloropropane	ND		1.0	0.39	ug/L			01/17/13 01:17	1
1,2-Dibromoethane	ND		1.0	0.73	ug/L			01/17/13 01:17	1
1,2-Dichlorobenzene	ND		1.0	0.79	ug/L			01/17/13 01:17	1
1,2-Dichloroethane	ND		1.0	0.21	ug/L			01/17/13 01:17	1
1,2-Dichloropropane	ND		1.0	0.72	ug/L			01/17/13 01:17	1
1,3-Dichlorobenzene	ND		1.0	0.78	ug/L			01/17/13 01:17	1
1,4-Dichlorobenzene	ND		1.0	0.84	ug/L			01/17/13 01:17	1
2-Hexanone	ND		5.0	1.2	ug/L			01/17/13 01:17	1

Method: 8260B - Volatile Organic Compounds (GC/MS) (Continued)

Lab Sample ID: MB 480-99898/5
Matrix: Water
Analysis Batch: 99898

Client Sample ID: Method Blank
Prep Type: Total/NA

Analyte	MB Result	MB Qualifier	RL	MDL	Unit	D	Prepared	Analyzed	Dil Fac
2-Butanone (MEK)	ND		10	1.3	ug/L			01/17/13 01:17	1
4-Methyl-2-pentanone (MIBK)	ND		5.0	2.1	ug/L			01/17/13 01:17	1
Acetone	ND		10	3.0	ug/L			01/17/13 01:17	1
Benzene	ND		1.0	0.41	ug/L			01/17/13 01:17	1
Bromodichloromethane	ND		1.0	0.39	ug/L			01/17/13 01:17	1
Bromoform	ND		1.0	0.26	ug/L			01/17/13 01:17	1
Bromomethane	ND		1.0	0.69	ug/L			01/17/13 01:17	1
Carbon disulfide	ND		1.0	0.19	ug/L			01/17/13 01:17	1
Carbon tetrachloride	ND		1.0	0.27	ug/L			01/17/13 01:17	1
Chlorobenzene	ND		1.0	0.75	ug/L			01/17/13 01:17	1
Dibromochloromethane	ND		1.0	0.32	ug/L			01/17/13 01:17	1
Chloroethane	ND		1.0	0.32	ug/L			01/17/13 01:17	1
Chloroform	ND		1.0	0.34	ug/L			01/17/13 01:17	1
Chloromethane	ND		1.0	0.35	ug/L			01/17/13 01:17	1
cis-1,2-Dichloroethene	ND		1.0	0.81	ug/L			01/17/13 01:17	1
cis-1,3-Dichloropropene	ND		1.0	0.36	ug/L			01/17/13 01:17	1
Cyclohexane	ND		1.0	0.18	ug/L			01/17/13 01:17	1
Dichlorodifluoromethane	ND		1.0	0.68	ug/L			01/17/13 01:17	1
Ethylbenzene	ND		1.0	0.74	ug/L			01/17/13 01:17	1
Isopropylbenzene	ND		1.0	0.79	ug/L			01/17/13 01:17	1
Methyl acetate	ND		1.0	0.50	ug/L			01/17/13 01:17	1
Methyl tert-butyl ether	ND		1.0	0.16	ug/L			01/17/13 01:17	1
Methylcyclohexane	ND		1.0	0.16	ug/L			01/17/13 01:17	1
Methylene Chloride	ND		1.0	0.44	ug/L			01/17/13 01:17	1
Styrene	ND		1.0	0.73	ug/L			01/17/13 01:17	1
Tetrachloroethene	ND		1.0	0.36	ug/L			01/17/13 01:17	1
Toluene	ND		1.0	0.51	ug/L			01/17/13 01:17	1
trans-1,2-Dichloroethene	ND		1.0	0.90	ug/L			01/17/13 01:17	1
trans-1,3-Dichloropropene	ND		1.0	0.37	ug/L			01/17/13 01:17	1
Trichloroethene	ND		1.0	0.46	ug/L			01/17/13 01:17	1
Trichlorofluoromethane	ND		1.0	0.88	ug/L			01/17/13 01:17	1
Vinyl chloride	ND		1.0	0.90	ug/L			01/17/13 01:17	1
Xylenes, Total	ND		2.0	0.66	ug/L			01/17/13 01:17	1

Surrogate	*MB %Recovery*	*MB Qualifier*	*Limits*	*Prepared*	*Analyzed*	*Dil Fac*
1,2-Dichloroethane-d4 (Surr)	*104*		*66 - 137*		*01/17/13 01:17*	*1*
Toluene-d8 (Surr)	*105*		*71 - 126*		*01/17/13 01:17*	*1*
4-Bromofluorobenzene (Surr)	*102*		*73 - 120*		*01/17/13 01:17*	*1*

Lab Sample ID: LCS 480-99898/4
Matrix: Water
Analysis Batch: 99898

Client Sample ID: Lab Control Sample
Prep Type: Total/NA

Analyte	Spike Added	LCS Result	LCS Qualifier	Unit	D	%Rec	%Rec. Limits
1,1-Dichloroethane	25.0	20.5		ug/L		82	71 - 129
1,1-Dichloroethene	25.0	19.5		ug/L		78	58 - 121
1,2-Dichlorobenzene	25.0	28.1		ug/L		112	80 - 124
1,2-Dichloroethane	25.0	26.5		ug/L		106	75 - 127

Method: 8260B - Volatile Organic Compounds (GC/MS) (Continued)

Lab Sample ID: LCS 480-99898/4
Matrix: Water
Analysis Batch: 99898

Client Sample ID: Lab Control Sample
Prep Type: Total/NA

Analyte	Spike Added	LCS Result	LCS Qualifier	Unit	D	%Rec	%Rec. Limits
Benzene	25.0	24.4		ug/L		98	71 - 124
Chlorobenzene	25.0	27.8		ug/L		111	72 - 120
cis-1,2-Dichloroethene	25.0	24.4		ug/L		98	74 - 124
Ethylbenzene	25.0	25.7		ug/L		103	77 - 123
Methyl tert-butyl ether	25.0	23.0		ug/L		92	64 - 127
Tetrachloroethene	25.0	26.9		ug/L		108	74 - 122
Toluene	25.0	24.7		ug/L		99	80 - 122
trans-1,2-Dichloroethene	25.0	22.2		ug/L		89	73 - 127
Trichloroethene	25.0	25.5		ug/L		102	74 - 123

Surrogate	*LCS %Recovery*	*LCS Qualifier*	*Limits*
1,2-Dichloroethane-d4 (Surr)	*102*		*66 - 137*
Toluene-d8 (Surr)	*105*		*71 - 126*
4-Bromofluorobenzene (Surr)	*104*		*73 - 120*

Lab Sample ID: MB 480-99973/5
Matrix: Water
Analysis Batch: 99973

Client Sample ID: Method Blank
Prep Type: Total/NA

Analyte	MB Result	MB Qualifier	RL	MDL	Unit	D	Prepared	Analyzed	Dil Fac
1,1,1-Trichloroethane	ND		1.0	0.82	ug/L			01/17/13 12:32	1
1,1,2,2-Tetrachloroethane	ND		1.0	0.21	ug/L			01/17/13 12:32	1
1,1,2-Trichloroethane	ND		1.0	0.23	ug/L			01/17/13 12:32	1
1,1,2-Trichloro-1,2,2-trifluoroethane	ND		1.0	0.31	ug/L			01/17/13 12:32	1
1,1-Dichloroethane	ND		1.0	0.38	ug/L			01/17/13 12:32	1
1,1-Dichloroethene	ND		1.0	0.29	ug/L			01/17/13 12:32	1
1,2,4-Trichlorobenzene	0.419	J	1.0	0.41	ug/L			01/17/13 12:32	1
1,2-Dibromo-3-Chloropropane	ND		1.0	0.39	ug/L			01/17/13 12:32	1
1,2-Dibromoethane	ND		1.0	0.73	ug/L			01/17/13 12:32	1
1,2-Dichlorobenzene	ND		1.0	0.79	ug/L			01/17/13 12:32	1
1,2-Dichloroethane	ND		1.0	0.21	ug/L			01/17/13 12:32	1
1,2-Dichloropropane	ND		1.0	0.72	ug/L			01/17/13 12:32	1
1,3-Dichlorobenzene	ND		1.0	0.78	ug/L			01/17/13 12:32	1
1,4-Dichlorobenzene	ND		1.0	0.84	ug/L			01/17/13 12:32	1
2-Hexanone	ND		5.0	1.2	ug/L			01/17/13 12:32	1
2-Butanone (MEK)	ND		10	1.3	ug/L			01/17/13 12:32	1
4-Methyl-2-pentanone (MIBK)	ND		5.0	2.1	ug/L			01/17/13 12:32	1
Acetone	ND		10	3.0	ug/L			01/17/13 12:32	1
Benzene	ND		1.0	0.41	ug/L			01/17/13 12:32	1
Bromodichloromethane	ND		1.0	0.39	ug/L			01/17/13 12:32	1
Bromoform	ND		1.0	0.26	ug/L			01/17/13 12:32	1
Bromomethane	ND		1.0	0.69	ug/L			01/17/13 12:32	1
Carbon disulfide	ND		1.0	0.19	ug/L			01/17/13 12:32	1
Carbon tetrachloride	ND		1.0	0.27	ug/L			01/17/13 12:32	1
Chlorobenzene	ND		1.0	0.75	ug/L			01/17/13 12:32	1
Dibromochloromethane	ND		1.0	0.32	ug/L			01/17/13 12:32	1
Chloroethane	ND		1.0	0.32	ug/L			01/17/13 12:32	1
Chloroform	ND		1.0	0.34	ug/L			01/17/13 12:32	1

Method: 8260B - Volatile Organic Compounds (GC/MS) (Continued)

Lab Sample ID: MB 480-99973/5
Matrix: Water
Analysis Batch: 99973

Client Sample ID: Method Blank
Prep Type: Total/NA

Analyte	MB Result	MB Qualifier	RL	MDL	Unit	D	Prepared	Analyzed	Dil Fac
Chloromethane	ND		1.0	0.35	ug/L			01/17/13 12:32	1
cis-1,2-Dichloroethene	ND		1.0	0.81	ug/L			01/17/13 12:32	1
cis-1,3-Dichloropropene	ND		1.0	0.36	ug/L			01/17/13 12:32	1
Cyclohexane	ND		1.0	0.18	ug/L			01/17/13 12:32	1
Dichlorodifluoromethane	ND		1.0	0.68	ug/L			01/17/13 12:32	1
Ethylbenzene	ND		1.0	0.74	ug/L			01/17/13 12:32	1
Isopropylbenzene	ND		1.0	0.79	ug/L			01/17/13 12:32	1
Methyl acetate	ND		1.0	0.50	ug/L			01/17/13 12:32	1
Methyl tert-butyl ether	ND		1.0	0.16	ug/L			01/17/13 12:32	1
Methylcyclohexane	ND		1.0	0.16	ug/L			01/17/13 12:32	1
Methylene Chloride	ND		1.0	0.44	ug/L			01/17/13 12:32	1
Styrene	ND		1.0	0.73	ug/L			01/17/13 12:32	1
Tetrachloroethene	ND		1.0	0.36	ug/L			01/17/13 12:32	1
Toluene	ND		1.0	0.51	ug/L			01/17/13 12:32	1
trans-1,2-Dichloroethene	ND		1.0	0.90	ug/L			01/17/13 12:32	1
trans-1,3-Dichloropropene	ND		1.0	0.37	ug/L			01/17/13 12:32	1
Trichloroethene	ND		1.0	0.46	ug/L			01/17/13 12:32	1
Trichlorofluoromethane	ND		1.0	0.88	ug/L			01/17/13 12:32	1
Vinyl chloride	ND		1.0	0.90	ug/L			01/17/13 12:32	1
Xylenes, Total	ND		2.0	0.66	ug/L			01/17/13 12:32	1

Surrogate	*MB %Recovery*	*MB Qualifier*	*Limits*	*Prepared*	*Analyzed*	*Dil Fac*
1,2-Dichloroethane-d4 (Surr)	*106*		*66 - 137*		*01/17/13 12:32*	*1*
Toluene-d8 (Surr)	*122*		*71 - 126*		*01/17/13 12:32*	*1*
4-Bromofluorobenzene (Surr)	*113*		*73 - 120*		*01/17/13 12:32*	*1*

Lab Sample ID: LCS 480-99973/4
Matrix: Water
Analysis Batch: 99973

Client Sample ID: Lab Control Sample
Prep Type: Total/NA

Analyte	Spike Added	LCS Result	LCS Qualifier	Unit	D	%Rec	%Rec. Limits
1,1-Dichloroethane	25.0	26.3		ug/L		105	71 - 129
1,1-Dichloroethene	25.0	23.6		ug/L		94	58 - 121
1,2-Dichlorobenzene	25.0	25.3		ug/L		101	80 - 124
1,2-Dichloroethane	25.0	23.9		ug/L		96	75 - 127
Benzene	25.0	25.6		ug/L		102	71 - 124
Chlorobenzene	25.0	26.0		ug/L		104	72 - 120
cis-1,2-Dichloroethene	25.0	26.1		ug/L		104	74 - 124
Ethylbenzene	25.0	26.3		ug/L		105	77 - 123
Methyl tert-butyl ether	25.0	25.4		ug/L		102	64 - 127
Tetrachloroethene	25.0	26.1		ug/L		104	74 - 122
Toluene	25.0	26.1		ug/L		104	80 - 122
trans-1,2-Dichloroethene	25.0	20.7		ug/L		83	73 - 127
Trichloroethene	25.0	25.5		ug/L		102	74 - 123

Surrogate	*LCS %Recovery*	*LCS Qualifier*	*Limits*
1,2-Dichloroethane-d4 (Surr)	*106*		*66 - 137*

Method: 8260B - Volatile Organic Compounds (GC/MS) (Continued)

Lab Sample ID: LCS 480-99973/4
Matrix: Water
Analysis Batch: 99973

Client Sample ID: Lab Control Sample
Prep Type: Total/NA

Surrogate	LCS %Recovery	LCS Qualifier	Limits
Toluene-d8 (Surr)	*123*		*71 - 126*
4-Bromofluorobenzene (Surr)	*116*		*73 - 120*

Lab Sample ID: 480-31501-14 MS
Matrix: Water
Analysis Batch: 99973

Client Sample ID: A2-PZ-2
Prep Type: Total/NA

Analyte	Sample Result	Sample Qualifier	Spike Added	MS Result	MS Qualifier	Unit	D	%Rec	%Rec. Limits
1,1-Dichloroethane	10	J	500	544		ug/L		107	71 - 129
1,1-Dichloroethene	ND		500	441		ug/L		88	58 - 121
1,2-Dichlorobenzene	ND		500	574		ug/L		115	80 - 124
1,2-Dichloroethane	ND		500	526		ug/L		105	75 - 127
Benzene	ND		500	537		ug/L		107	71 - 124
Chlorobenzene	ND		500	571		ug/L		114	72 - 120
cis-1,2-Dichloroethene	190		500	729		ug/L		107	74 - 124
Ethylbenzene	ND		500	556		ug/L		111	77 - 123
Methyl tert-butyl ether	ND		500	531		ug/L		106	64 - 127
Tetrachloroethene	1700		500	1920	F	ug/L		35	74 - 122
Toluene	ND		500	554		ug/L		111	80 - 122
trans-1,2-Dichloroethene	ND		500	445		ug/L		89	73 - 127
Trichloroethene	580		500	1010		ug/L		86	74 - 123

Surrogate	MS %Recovery	MS Qualifier	Limits
1,2-Dichloroethane-d4 (Surr)	*108*		*66 - 137*
Toluene-d8 (Surr)	*122*		*71 - 126*
4-Bromofluorobenzene (Surr)	*113*		*73 - 120*

Lab Sample ID: 480-31501-14 MSD
Matrix: Water
Analysis Batch: 99973

Client Sample ID: A2-PZ-2
Prep Type: Total/NA

Analyte	Sample Result	Sample Qualifier	Spike Added	MSD Result	MSD Qualifier	Unit	D	%Rec	%Rec. Limits	RPD	RPD Limit
1,1-Dichloroethane	10	J	500	518		ug/L		102	71 - 129	5	20
1,1-Dichloroethene	ND		500	420		ug/L		84	58 - 121	5	16
1,2-Dichlorobenzene	ND		500	544		ug/L		109	80 - 124	5	20
1,2-Dichloroethane	ND		500	500		ug/L		100	75 - 127	5	20
Benzene	ND		500	512		ug/L		102	71 - 124	5	13
Chlorobenzene	ND		500	527		ug/L		105	72 - 120	8	25
cis-1,2-Dichloroethene	190		500	683		ug/L		98	74 - 124	6	15
Ethylbenzene	ND		500	527		ug/L		105	77 - 123	5	15
Methyl tert-butyl ether	ND		500	513		ug/L		103	64 - 127	3	37
Tetrachloroethene	1700		500	1780	F	ug/L		7	74 - 122	8	20
Toluene	ND		500	511		ug/L		102	80 - 122	8	15
trans-1,2-Dichloroethene	ND		500	435		ug/L		87	73 - 127	2	20
Trichloroethene	580		500	960		ug/L		76	74 - 123	5	16

Method: 8260B - Volatile Organic Compounds (GC/MS) (Continued)

Lab Sample ID: 480-31501-14 MSD — **Client Sample ID: A2-PZ-2**
Matrix: Water — **Prep Type: Total/NA**
Analysis Batch: 99973

Surrogate	*MSD %Recovery*	*MSD Qualifier*	*Limits*
1,2-Dichloroethane-d4 (Surr)	*106*		*66 - 137*
Toluene-d8 (Surr)	*114*		*71 - 126*
4-Bromofluorobenzene (Surr)	*108*		*73 - 120*

Method: RSK-175 - Dissolved Gases (GC)

Lab Sample ID: MB 480-99322/2 — **Client Sample ID: Method Blank**
Matrix: Water — **Prep Type: Total/NA**
Analysis Batch: 99322

Analyte	MB Result	MB Qualifier	RL	MDL	Unit	D	Prepared	Analyzed	Dil Fac
Methane	ND		4.0	0.22	ug/L			01/14/13 07:47	1

Lab Sample ID: LCS 480-99322/3 — **Client Sample ID: Lab Control Sample**
Matrix: Water — **Prep Type: Total/NA**
Analysis Batch: 99322

Analyte	Spike Added	LCS Result	LCS Qualifier	Unit	D	%Rec	%Rec. Limits
Methane	7.69	7.05		ug/L		92	48 - 174

Lab Sample ID: LCSD 480-99322/4 — **Client Sample ID: Lab Control Sample Dup**
Matrix: Water — **Prep Type: Total/NA**
Analysis Batch: 99322

Analyte	Spike Added	LCSD Result	LCSD Qualifier	Unit	D	%Rec	%Rec. Limits	RPD	RPD Limit
Methane	7.69	7.18		ug/L		93	48 - 174	2	50

Method: D516-90, 02 - Sulfate

Lab Sample ID: MB 480-100481/7 — **Client Sample ID: Method Blank**
Matrix: Water — **Prep Type: Total/NA**
Analysis Batch: 100481

Analyte	MB Result	MB Qualifier	RL	MDL	Unit	D	Prepared	Analyzed	Dil Fac
Sulfate	2.03	J	5.0	1.5	mg/L			01/22/13 01:26	1

Lab Sample ID: LCS 480-100481/6 — **Client Sample ID: Lab Control Sample**
Matrix: Water — **Prep Type: Total/NA**
Analysis Batch: 100481

Analyte	Spike Added	LCS Result	LCS Qualifier	Unit	D	%Rec	%Rec. Limits
Sulfate	30.0	30.05		mg/L		100	90 - 110

Lab Sample ID: MB 480-99713/31 — **Client Sample ID: Method Blank**
Matrix: Water — **Prep Type: Total/NA**
Analysis Batch: 99713

Analyte	MB Result	MB Qualifier	RL	MDL	Unit	D	Prepared	Analyzed	Dil Fac
Sulfate	ND		5.0	1.5	mg/L			01/16/13 02:35	1

Lab Sample ID: MB 480-99713/7 — **Client Sample ID: Method Blank**
Matrix: Water — **Prep Type: Total/NA**
Analysis Batch: 99713

Analyte	MB Result	MB Qualifier	RL	MDL	Unit	D	Prepared	Analyzed	Dil Fac
Sulfate	1.65	J	5.0	1.5	mg/L			01/16/13 00:44	1

Lab Sample ID: LCS 480-99713/30 — **Client Sample ID: Lab Control Sample**
Matrix: Water — **Prep Type: Total/NA**
Analysis Batch: 99713

Analyte	Spike Added	LCS Result	LCS Qualifier	Unit	D	%Rec	%Rec. Limits
Sulfate	30.0	31.60		mg/L		105	90 - 110

Lab Sample ID: LCS 480-99713/6 — **Client Sample ID: Lab Control Sample**
Matrix: Water — **Prep Type: Total/NA**
Analysis Batch: 99713

Analyte	Spike Added	LCS Result	LCS Qualifier	Unit	D	%Rec	%Rec. Limits
Sulfate	30.0	31.35		mg/L		105	90 - 110

Method: SM 2320B - Alkalinity

Lab Sample ID: MB 480-100883/6 — **Client Sample ID: Method Blank**
Matrix: Water — **Prep Type: Total/NA**
Analysis Batch: 100883

Analyte	MB Result	MB Qualifier	RL	MDL	Unit	D	Prepared	Analyzed	Dil Fac
Alkalinity, Total	ND		5.0	0.79	mg/L			01/16/13 00:56	1
Alkalinity, Bicarbonate	ND		5.0	0.79	mg/L			01/16/13 00:56	1
Alkalinity, Carbonate	ND		5.0	0.79	mg/L			01/16/13 00:56	1
Hydroxide Alkalinity	ND		5.0	0.79	mg/L			01/16/13 00:56	1

Lab Sample ID: LCS 480-100883/7 — **Client Sample ID: Lab Control Sample**
Matrix: Water — **Prep Type: Total/NA**
Analysis Batch: 100883

Analyte	Spike Added	LCS Result	LCS Qualifier	Unit	D	%Rec	%Rec. Limits
Alkalinity, Total	100	98.40		mg/L		98	90 - 110

Lab Sample ID: 480-31501-4 MS — **Client Sample ID: MW-3**
Matrix: Water — **Prep Type: Total/NA**
Analysis Batch: 100883

Analyte	Sample Result	Sample Qualifier	Spike Added	MS Result	MS Qualifier	Unit	D	%Rec	%Rec. Limits
Alkalinity, Total	265		100	330.8		mg/L		66	42 - 116

Lab Sample ID: 480-31501-3 DU — **Client Sample ID: MW-1**
Matrix: Water — **Prep Type: Total/NA**
Analysis Batch: 100883

Analyte	Sample Result	Sample Qualifier	DU Result	DU Qualifier	Unit	D	RPD	RPD Limit
Alkalinity, Total	309		312.8		mg/L		1	20
Alkalinity, Bicarbonate	309		312.8		mg/L		1	20
Alkalinity, Carbonate	ND		ND		mg/L		NC	20
Hydroxide Alkalinity	ND		ND		mg/L		NC	20

Method: SM 2320B - Alkalinity (Continued)

Lab Sample ID: MB 480-99497/3 — **Client Sample ID: Method Blank**
Matrix: Water — **Prep Type: Total/NA**
Analysis Batch: 99497

Analyte	MB Result	MB Qualifier	RL	MDL	Unit	D	Prepared	Analyzed	Dil Fac
Alkalinity, Total	ND		5.0	0.79	mg/L			01/15/13 01:35	1
Alkalinity, Bicarbonate	ND		5.0	0.79	mg/L			01/15/13 01:35	1
Alkalinity, Carbonate	ND		5.0	0.79	mg/L			01/15/13 01:35	1
Hydroxide Alkalinity	ND		5.0	0.79	mg/L			01/15/13 01:35	1

Lab Sample ID: LCS 480-99497/4 — **Client Sample ID: Lab Control Sample**
Matrix: Water — **Prep Type: Total/NA**
Analysis Batch: 99497

Analyte	Spike Added	LCS Result	LCS Qualifier	Unit	D	%Rec	%Rec. Limits
Alkalinity, Total	100	92.00		mg/L		92	90 - 110

Lab Sample ID: 480-31501-2 MS — **Client Sample ID: DUP-011113**
Matrix: Water — **Prep Type: Total/NA**
Analysis Batch: 99497

Analyte	Sample Result	Sample Qualifier	Spike Added	MS Result	MS Qualifier	Unit	D	%Rec	%Rec. Limits
Alkalinity, Total	296		200	432.0		mg/L		68	42 - 116

Method: SM 5310D - Organic Carbon, Total (TOC)

Lab Sample ID: MB 480-99759/15 — **Client Sample ID: Method Blank**
Matrix: Water — **Prep Type: Total/NA**
Analysis Batch: 99759

Analyte	MB Result	MB Qualifier	RL	MDL	Unit	D	Prepared	Analyzed	Dil Fac
Total Organic Carbon	ND		1.0	0.43	mg/L			01/15/13 12:58	1

Lab Sample ID: LCS 480-99759/16 — **Client Sample ID: Lab Control Sample**
Matrix: Water — **Prep Type: Total/NA**
Analysis Batch: 99759

Analyte	Spike Added	LCS Result	LCS Qualifier	Unit	D	%Rec	%Rec. Limits
Total Organic Carbon	60.0	57.87		mg/L		96	90 - 110

QC Association Summary

Client: ARCADIS U.S. Inc
Project/Site: Lockheed Martin - Pilot Test

TestAmerica Job ID: 480-31501-1

GC/MS VOA

Analysis Batch: 99784

Lab Sample ID	Client Sample ID	Prep Type	Matrix	Method	Prep Batch
480-31501-1	TB-011113	Total/NA	Water	8260B	
480-31501-2	DUP-011113	Total/NA	Water	8260B	
480-31501-3	MW-1	Total/NA	Water	8260B	
480-31501-4	MW-3	Total/NA	Water	8260B	
480-31501-5	MW-13S	Total/NA	Water	8260B	
480-31501-6	MW-18	Total/NA	Water	8260B	
480-31501-7	MW-20	Total/NA	Water	8260B	
480-31501-8	MW-21	Total/NA	Water	8260B	
480-31501-9	PZ-5	Total/NA	Water	8260B	
480-31501-10	PZ-8	Total/NA	Water	8260B	
480-31501-13	A1-PZ-2	Total/NA	Water	8260B	
480-31501-14	A2-PZ-2	Total/NA	Water	8260B	
480-31501-15	PZ-13R	Total/NA	Water	8260B	
LCS 480-99784/4	Lab Control Sample	Total/NA	Water	8260B	
MB 480-99784/5	Method Blank	Total/NA	Water	8260B	

Analysis Batch: 99898

Lab Sample ID	Client Sample ID	Prep Type	Matrix	Method	Prep Batch
480-31501-2 - DL	DUP-011113	Total/NA	Water	8260B	
480-31501-3 - DL	MW-1	Total/NA	Water	8260B	
480-31501-10 - DL	PZ-8	Total/NA	Water	8260B	
480-31501-11	PZ-11R	Total/NA	Water	8260B	
LCS 480-99898/4	Lab Control Sample	Total/NA	Water	8260B	
MB 480-99898/5	Method Blank	Total/NA	Water	8260B	

Analysis Batch: 99973

Lab Sample ID	Client Sample ID	Prep Type	Matrix	Method	Prep Batch
480-31501-6 - DL	MW-18	Total/NA	Water	8260B	
480-31501-14 - DL	A2-PZ-2	Total/NA	Water	8260B	
480-31501-14 MS	A2-PZ-2	Total/NA	Water	8260B	
480-31501-14 MSD	A2-PZ-2	Total/NA	Water	8260B	
LCS 480-99973/4	Lab Control Sample	Total/NA	Water	8260B	
MB 480-99973/5	Method Blank	Total/NA	Water	8260B	

GC VOA

Analysis Batch: 99322

Lab Sample ID	Client Sample ID	Prep Type	Matrix	Method	Prep Batch
480-31501-2	DUP-011113	Total/NA	Water	RSK-175	
480-31501-3	MW-1	Total/NA	Water	RSK-175	
480-31501-4	MW-3	Total/NA	Water	RSK-175	
480-31501-13	A1-PZ-2	Total/NA	Water	RSK-175	
480-31501-15	PZ-13R	Total/NA	Water	RSK-175	
LCS 480-99322/3	Lab Control Sample	Total/NA	Water	RSK-175	
LCSD 480-99322/4	Lab Control Sample Dup	Total/NA	Water	RSK-175	
MB 480-99322/2	Method Blank	Total/NA	Water	RSK-175	

QC Association Summary

Client: ARCADIS U.S. Inc
Project/Site: Lockheed Martin - Pilot Test

TestAmerica Job ID: 480-31501-1

General Chemistry

Analysis Batch: 99292

Lab Sample ID	Client Sample ID	Prep Type	Matrix	Method	Prep Batch
480-31501-2	DUP-011113	Total/NA	Water	353.2	
480-31501-3	MW-1	Total/NA	Water	353.2	
480-31501-4	MW-3	Total/NA	Water	353.2	
480-31501-12	PZ-13R	Total/NA	Water	353.2	
480-31501-13	A1-PZ-2	Total/NA	Water	353.2	

Analysis Batch: 99497

Lab Sample ID	Client Sample ID	Prep Type	Matrix	Method	Prep Batch
480-31501-2	DUP-011113	Total/NA	Water	SM 2320B	
480-31501-2 MS	DUP-011113	Total/NA	Water	SM 2320B	
LCS 480-99497/4	Lab Control Sample	Total/NA	Water	SM 2320B	
MB 480-99497/3	Method Blank	Total/NA	Water	SM 2320B	

Analysis Batch: 99713

Lab Sample ID	Client Sample ID	Prep Type	Matrix	Method	Prep Batch
480-31501-2	DUP-011113	Total/NA	Water	D516-90, 02	
480-31501-4	MW-3	Total/NA	Water	D516-90, 02	
480-31501-13	A1-PZ-2	Total/NA	Water	D516-90, 02	
LCS 480-99713/30	Lab Control Sample	Total/NA	Water	D516-90, 02	
LCS 480-99713/6	Lab Control Sample	Total/NA	Water	D516-90, 02	
MB 480-99713/31	Method Blank	Total/NA	Water	D516-90, 02	
MB 480-99713/7	Method Blank	Total/NA	Water	D516-90, 02	

Analysis Batch: 99759

Lab Sample ID	Client Sample ID	Prep Type	Matrix	Method	Prep Batch
480-31501-2	DUP-011113	Total/NA	Water	SM 5310D	
480-31501-3	MW-1	Total/NA	Water	SM 5310D	
480-31501-4	MW-3	Total/NA	Water	SM 5310D	
480-31501-13	A1-PZ-2	Total/NA	Water	SM 5310D	
480-31501-15	PZ-13R	Total/NA	Water	SM 5310D	
LCS 480-99759/16	Lab Control Sample	Total/NA	Water	SM 5310D	
MB 480-99759/15	Method Blank	Total/NA	Water	SM 5310D	

Analysis Batch: 100481

Lab Sample ID	Client Sample ID	Prep Type	Matrix	Method	Prep Batch
480-31501-3	MW-1	Total/NA	Water	D516-90, 02	
480-31501-15	PZ-13R	Total/NA	Water	D516-90, 02	
LCS 480-100481/6	Lab Control Sample	Total/NA	Water	D516-90, 02	
MB 480-100481/7	Method Blank	Total/NA	Water	D516-90, 02	

Analysis Batch: 100883

Lab Sample ID	Client Sample ID	Prep Type	Matrix	Method	Prep Batch
480-31501-3	MW-1	Total/NA	Water	SM 2320B	
480-31501-3 DU	MW-1	Total/NA	Water	SM 2320B	
480-31501-4	MW-3	Total/NA	Water	SM 2320B	
480-31501-4 MS	MW-3	Total/NA	Water	SM 2320B	
480-31501-13	A1-PZ-2	Total/NA	Water	SM 2320B	
480-31501-15	PZ-13R	Total/NA	Water	SM 2320B	
LCS 480-100883/7	Lab Control Sample	Total/NA	Water	SM 2320B	
MB 480-100883/6	Method Blank	Total/NA	Water	SM 2320B	

Lab Chronicle

Client: ARCADIS U.S. Inc
Project/Site: Lockheed Martin - Pilot Test

TestAmerica Job ID: 480-31501-1

Client Sample ID: TB-011113 — Lab Sample ID: 480-31501-1

Date Collected: 01/11/13 00:00 — **Matrix: Water**
Date Received: 01/12/13 10:15

Prep Type	Batch Type	Batch Method	Run	Dilution Factor	Batch Number	Prepared or Analyzed	Analyst	Lab
Total/NA	Analysis	8260B		1	99784	01/16/13 15:52	CDC	TAL BUF

Client Sample ID: DUP-011113 — Lab Sample ID: 480-31501-2

Date Collected: 01/11/13 00:00 — **Matrix: Water**
Date Received: 01/12/13 10:15

Prep Type	Batch Type	Batch Method	Run	Dilution Factor	Batch Number	Prepared or Analyzed	Analyst	Lab
Total/NA	Analysis	8260B		1	99784	01/16/13 16:16	CDC	TAL BUF
Total/NA	Analysis	8260B	DL	2	99898	01/17/13 02:17	LH	TAL BUF
Total/NA	Analysis	RSK-175		1	99322	01/14/13 09:38	MN	TAL BUF
Total/NA	Analysis	353.2		1	99292	01/12/13 16:38	KS	TAL BUF
Total/NA	Analysis	SM 2320B		1	99497	01/15/13 01:35	LK	TAL BUF
Total/NA	Analysis	D516-90, 02		5	99713	01/16/13 01:16	PJQ	TAL BUF
Total/NA	Analysis	SM 5310D		1	99759	01/15/13 18:24	KC	TAL BUF

Client Sample ID: MW-1 — Lab Sample ID: 480-31501-3

Date Collected: 01/11/13 12:15 — **Matrix: Water**
Date Received: 01/12/13 10:15

Prep Type	Batch Type	Batch Method	Run	Dilution Factor	Batch Number	Prepared or Analyzed	Analyst	Lab
Total/NA	Analysis	8260B		1	99784	01/16/13 16:40	CDC	TAL BUF
Total/NA	Analysis	8260B	DL	2	99898	01/17/13 02:41	LH	TAL BUF
Total/NA	Analysis	RSK-175		1	99322	01/14/13 10:07	MN	TAL BUF
Total/NA	Analysis	D516-90, 02		5	100481	01/22/13 01:53	PJQ	TAL BUF
Total/NA	Analysis	SM 2320B		1	100883	01/16/13 01:08	EGN	TAL BUF
Total/NA	Analysis	353.2		1	99292	01/12/13 16:39	KS	TAL BUF
Total/NA	Analysis	SM 5310D		1	99759	01/15/13 18:39	KC	TAL BUF

Client Sample ID: MW-3 — Lab Sample ID: 480-31501-4

Date Collected: 01/11/13 15:21 — **Matrix: Water**
Date Received: 01/12/13 10:15

Prep Type	Batch Type	Batch Method	Run	Dilution Factor	Batch Number	Prepared or Analyzed	Analyst	Lab
Total/NA	Analysis	8260B		1	99784	01/16/13 17:04	CDC	TAL BUF
Total/NA	Analysis	RSK-175		10	99322	01/14/13 11:08	MN	TAL BUF
Total/NA	Analysis	SM 2320B		1	100883	01/16/13 01:21	EGN	TAL BUF
Total/NA	Analysis	353.2		1	99292	01/12/13 16:40	KS	TAL BUF
Total/NA	Analysis	D516-90, 02		5	99713	01/16/13 01:16	PJQ	TAL BUF
Total/NA	Analysis	SM 5310D		1	99759	01/15/13 18:54	KC	TAL BUF

Lab Chronicle

Client: ARCADIS U.S. Inc
Project/Site: Lockheed Martin - Pilot Test

TestAmerica Job ID: 480-31501-1

Client Sample ID: MW-13S — Lab Sample ID: 480-31501-5

Date Collected: 01/09/13 16:20 — **Matrix: Water**
Date Received: 01/12/13 10:15

Prep Type	Batch Type	Batch Method	Run	Dilution Factor	Batch Number	Prepared or Analyzed	Analyst	Lab
Total/NA	Analysis	8260B		1	99784	01/16/13 17:28	CDC	TAL BUF

Client Sample ID: MW-18 — Lab Sample ID: 480-31501-6

Date Collected: 01/10/13 11:40 — **Matrix: Water**
Date Received: 01/12/13 10:15

Prep Type	Batch Type	Batch Method	Run	Dilution Factor	Batch Number	Prepared or Analyzed	Analyst	Lab
Total/NA	Analysis	8260B		1	99784	01/16/13 17:51	CDC	TAL BUF
Total/NA	Analysis	8260B	DL	20	99973	01/17/13 15:10	TRF	TAL BUF

Client Sample ID: MW-20 — Lab Sample ID: 480-31501-7

Date Collected: 01/10/13 15:45 — **Matrix: Water**
Date Received: 01/12/13 10:15

Prep Type	Batch Type	Batch Method	Run	Dilution Factor	Batch Number	Prepared or Analyzed	Analyst	Lab
Total/NA	Analysis	8260B		5	99784	01/16/13 18:15	CDC	TAL BUF

Client Sample ID: MW-21 — Lab Sample ID: 480-31501-8

Date Collected: 01/10/13 15:10 — **Matrix: Water**
Date Received: 01/12/13 10:15

Prep Type	Batch Type	Batch Method	Run	Dilution Factor	Batch Number	Prepared or Analyzed	Analyst	Lab
Total/NA	Analysis	8260B		5	99784	01/16/13 18:39	CDC	TAL BUF

Client Sample ID: PZ-5 — Lab Sample ID: 480-31501-9

Date Collected: 01/10/13 16:05 — **Matrix: Water**
Date Received: 01/12/13 10:15

Prep Type	Batch Type	Batch Method	Run	Dilution Factor	Batch Number	Prepared or Analyzed	Analyst	Lab
Total/NA	Analysis	8260B		1	99784	01/16/13 19:02	CDC	TAL BUF

Client Sample ID: PZ-8 — Lab Sample ID: 480-31501-10

Date Collected: 01/10/13 15:45 — **Matrix: Water**
Date Received: 01/12/13 10:15

Prep Type	Batch Type	Batch Method	Run	Dilution Factor	Batch Number	Prepared or Analyzed	Analyst	Lab
Total/NA	Analysis	8260B		1	99784	01/16/13 19:26	CDC	TAL BUF
Total/NA	Analysis	8260B	DL	10	99898	01/17/13 03:29	LH	TAL BUF

Lab Chronicle

Client: ARCADIS U.S. Inc
Project/Site: Lockheed Martin - Pilot Test

TestAmerica Job ID: 480-31501-1

Client Sample ID: PZ-11R — Lab Sample ID: 480-31501-11

Date Collected: 01/10/13 10:00 — **Matrix: Water**
Date Received: 01/12/13 10:15

Prep Type	Batch Type	Batch Method	Run	Dilution Factor	Batch Number	Prepared or Analyzed	Analyst	Lab
Total/NA	Analysis	8260B		1	99898	01/17/13 03:53	LH	TAL BUF

Client Sample ID: PZ-13R — Lab Sample ID: 480-31501-12

Date Collected: 01/11/13 09:25 — **Matrix: Water**
Date Received: 01/12/13 10:15

Prep Type	Batch Type	Batch Method	Run	Dilution Factor	Batch Number	Prepared or Analyzed	Analyst	Lab
Total/NA	Analysis	353.2		1	99292	01/12/13 16:46	KS	TAL BUF

Client Sample ID: A1-PZ-2 — Lab Sample ID: 480-31501-13

Date Collected: 01/11/13 14:40 — **Matrix: Water**
Date Received: 01/12/13 10:15

Prep Type	Batch Type	Batch Method	Run	Dilution Factor	Batch Number	Prepared or Analyzed	Analyst	Lab
Total/NA	Analysis	8260B		1	99784	01/16/13 20:13	CDC	TAL BUF
Total/NA	Analysis	RSK-175		100	99322	01/14/13 13:05	MN	TAL BUF
Total/NA	Analysis	SM 2320B		1	100883	01/16/13 01:34	EGN	TAL BUF
Total/NA	Analysis	353.2		1	99292	01/12/13 15:52	KS	TAL BUF
Total/NA	Analysis	D516-90, 02		1	99713	01/16/13 00:44	PJQ	TAL BUF
Total/NA	Analysis	SM 5310D		1	99759	01/15/13 19:09	KC	TAL BUF

Client Sample ID: A2-PZ-2 — Lab Sample ID: 480-31501-14

Date Collected: 01/10/13 13:15 — **Matrix: Water**
Date Received: 01/12/13 10:15

Prep Type	Batch Type	Batch Method	Run	Dilution Factor	Batch Number	Prepared or Analyzed	Analyst	Lab
Total/NA	Analysis	8260B		1	99784	01/16/13 20:37	CDC	TAL BUF
Total/NA	Analysis	8260B	DL	20	99973	01/17/13 15:32	TRF	TAL BUF

Client Sample ID: PZ-13R — Lab Sample ID: 480-31501-15

Date Collected: 01/10/13 09:45 — **Matrix: Water**
Date Received: 01/12/13 10:15

Prep Type	Batch Type	Batch Method	Run	Dilution Factor	Batch Number	Prepared or Analyzed	Analyst	Lab
Total/NA	Analysis	8260B		5	99784	01/16/13 21:01	CDC	TAL BUF
Total/NA	Analysis	RSK-175		10	99322	01/14/13 11:55	MN	TAL BUF
Total/NA	Analysis	D516-90, 02		5	100481	01/22/13 01:53	PJQ	TAL BUF
Total/NA	Analysis	SM 2320B		1	100883	01/16/13 01:42	EGN	TAL BUF
Total/NA	Analysis	SM 5310D		1	99759	01/15/13 19:25	KC	TAL BUF

Laboratory References:

TAL BUF = TestAmerica Buffalo, 10 Hazelwood Drive, Amherst, NY 14228-2298, TEL (716)691-2600

Certification Summary

Client: ARCADIS U.S. Inc
Project/Site: Lockheed Martin - Pilot Test

TestAmerica Job ID: 480-31501-1

Laboratory: TestAmerica Buffalo

All certifications held by this laboratory are listed. Not all certifications are applicable to this report.

Authority	Program	EPA Region	Certification ID	Expiration Date
Arkansas DEQ	State Program	6	88-0686	07-06-13
California	NELAP	9	1169CA	09-30-13
Connecticut	State Program	1	PH-0568	09-30-14
Florida	NELAP	4	E87672	06-30-13
Georgia	State Program	4	N/A	03-31-13
Georgia	State Program	4	956	06-30-13
Georgia	State Program	4	956	06-30-13
Illinois	NELAP	5	200003	09-30-13
Iowa	State Program	7	374	03-01-13
Kansas	NELAP	7	E-10187	01-31-13
Kentucky	State Program	4	90029	12-31-12
Kentucky (UST)	State Program	4	30	04-01-13
Louisiana	NELAP	6	02031	06-30-13
Maine	State Program	1	NY00044	12-04-13
Maryland	State Program	3	294	03-31-13
Massachusetts	State Program	1	M-NY044	06-30-13
Michigan	State Program	5	9937	04-01-13
Minnesota	NELAP	5	036-999-337	12-31-13
New Hampshire	NELAP	1	2973	09-11-13
New Hampshire	NELAP	1	2337	11-17-13
New Jersey	NELAP	2	NY455	06-30-13
New York	NELAP	2	10026	03-31-13
North Dakota	State Program	8	R-176	03-31-13
Oklahoma	State Program	6	9421	08-31-13
Oregon	NELAP	10	NY200003	06-09-13
Pennsylvania	NELAP	3	68-00281	07-31-13
Rhode Island	State Program	1	LAO00328	12-31-13
Tennessee	State Program	4	TN02970	04-01-13
Texas	NELAP	6	T104704412-11-2	07-31-13
USDA	Federal		P330-11-00386	11-22-14
Virginia	NELAP	3	460185	09-14-13
Washington	State Program	10	C784	02-10-13
West Virginia DEP	State Program	3	252	09-30-13
Wisconsin	State Program	5	998310390	08-31-13

Method Summary

Client: ARCADIS U.S. Inc
Project/Site: Lockheed Martin - Pilot Test

TestAmerica Job ID: 480-31501-1

Method	Method Description	Protocol	Laboratory
8260B	Volatile Organic Compounds (GC/MS)	SW846	TAL BUF
RSK-175	Dissolved Gases (GC)	RSK	TAL BUF
353.2	Nitrate	EPA	TAL BUF
D516-90, 02	Sulfate	ASTM	TAL BUF
SM 2320B	Alkalinity	SM	TAL BUF
SM 5310D	Organic Carbon, Total (TOC)	SM	TAL BUF

Protocol References:

ASTM = ASTM International

EPA = US Environmental Protection Agency

RSK = Sample Prep And Calculations For Dissolved Gas Analysis In Water Samples Using A GC Headspace Equilibration Technique, RSKSOP-175, Rev. 0, 8/11/94, USEPA Research Lab

SM = "Standard Methods For The Examination Of Water And Wastewater",

SW846 = "Test Methods For Evaluating Solid Waste, Physical/Chemical Methods", Third Edition, November 1986 And Its Updates.

Laboratory References:

TAL BUF = TestAmerica Buffalo, 10 Hazelwood Drive, Amherst, NY 14228-2298, TEL (716)691-2600

Sample Summary

Client: ARCADIS U.S. Inc
Project/Site: Lockheed Martin - Pilot Test

TestAmerica Job ID: 480-31501-1

Lab Sample ID	Client Sample ID	Matrix	Collected	Received
480-31501-1	TB-011113	Water	01/11/13 00:00	01/12/13 10:15
480-31501-2	DUP-011113	Water	01/11/13 00:00	01/12/13 10:15
480-31501-3	MW-1	Water	01/11/13 12:15	01/12/13 10:15
480-31501-4	MW-3	Water	01/11/13 15:21	01/12/13 10:15
480-31501-5	MW-13S	Water	01/09/13 16:20	01/12/13 10:15
480-31501-6	MW-18	Water	01/10/13 11:40	01/12/13 10:15
480-31501-7	MW-20	Water	01/10/13 15:45	01/12/13 10:15
480-31501-8	MW-21	Water	01/10/13 15:10	01/12/13 10:15
480-31501-9	PZ-5	Water	01/10/13 16:05	01/12/13 10:15
480-31501-10	PZ-8	Water	01/10/13 15:45	01/12/13 10:15
480-31501-11	PZ-11R	Water	01/10/13 10:00	01/12/13 10:15
480-31501-12	PZ-13R	Water	01/11/13 09:25	01/12/13 10:15
480-31501-13	A1-PZ-2	Water	01/11/13 14:40	01/12/13 10:15
480-31501-14	A2-PZ-2	Water	01/10/13 13:15	01/12/13 10:15
480-31501-15	PZ-13R	Water	01/10/13 09:45	01/12/13 10:15

Chain of Custody Record

TestAmerica
THE LEADER IN ENVIRONMENTAL TESTING

Client Information	Sampler: D. Zuk	Lab PM: Fox, Candace	Carrier Tracking No(s):	COC No: 480-31067-8118.1
Client Contact: Mr. Jeffrey Bonsteel	Phone: 516-369-2741	E-Mail: candace.fox@testamericainc.com		Page: Page 1 of 2
Company: ARCADIS U.S., Inc.				Job #: NJ001047.L.100
Address: 855 route 146 Suite 210	Due Date Requested:			
City: Clifton Park	TAT Requested (days): 2wk			
State, Zip: NY, 12065				
Phone: 518-452-7826(Tel) 518-452-4398(Fax)	PO #: NJ001016.0001			
Email: jeffrey.bonsteel@arcadis-us.com	WO #:			
Project Name: Lockheed Martin - Pilot Test	Project #: 48005760			
Site:	SSOW#:			

Analysis Requested

Preservation Codes:

A - HCL, B - NaOH, C - Zn Acetate, D - Nitric Acid, E - NaHSO4, F - MeOH, G - Amchlor, H - Ascorbic Acid, I - ice, J - DI Water, K - EDTA, L - EDA, M - Hexane, N - None, O - AsNaO2, P - Na2O4S, Q - Na2SO3, R - Na2S2SO3, S - H2SO4, T - TSP Dodecahydrate, U - Acetone, V - MCAA, W - ph 4-5, Z - other (specify)

Other:

Sample Identification	Sample Date	Sample Time	Sample Type (C=comp, G=grab)	Matrix (W=water, S=solid, O=waste/oil, BT=Tissue, A=Air)	8260B - TCL Met Volatiles (125mL Plastic)	353.2, [illegible]	9060/9060 - TOC (40 mL VOCs)	RSK_175 - Methane/Ethane/Ethene	D516 (125mL Plastic)	AIK (125mL Plastic)	Special Instructions/Note:
TB-011113	1/11/13	—	—	Water	2	[illegible]	[illegible]				
DUP-011113	1/11/13	—	G	Water	3	1	2	2	1	1	
MW-1	1/11/13	1215		Water	3	1	2	2	1	1	
MW-3	1/11/13	1521		Water	3	1	2	2	1	1	
MW-13S	1/9/13	1620		Water	3						
MW-18	1/10/13	1140		Water	3						
MW-20		1545		Water	3						
MW-21		1510		Water	3						
PZ-9		1605		Water	3						
PZ-8		1545		Water	2						
PZ-11R		1000		Water	3						

Possible Hazard Identification
☒ Non-Hazard ☐ Flammable ☐ Skin Irritant ☐ Poison B ☐ Unknown ☐ Radiological

Sample Disposal (A fee may be assessed if samples are retained longer than 1 month)
☐ Return To Client ☒ Disposal By Lab ☐ Archive For ____ Months

Deliverable Requested: I, II, III, IV, Other (specify)

Special Instructions/QC Requirements:

Empty Kit Relinquished by:	Date:	Time:	Method of Shipment:

Relinquished by:	Date/Time:	Company	Received by:	Date/Time:	Company
[signature]	1/11/13 1600	Arcadis	[signature]	1/12/13 1015	TestAmerica
Relinquished by:	Date/Time:	Company	Received by:	Date/Time:	Company
Relinquished by:	Date/Time:	Company	Received by:	Date/Time:	Company

Custody Seals Intact: Yes ☐ No ☐ | Cooler Temperature(s) °C and Other Remarks: 3.6 [illegible]

Chain of Custody Record

TestAmerica
THE LEADER IN ENVIRONMENTAL TESTING

Client Information	Sampler: D. Zuk	Lab PM: Fox, Candace	Carrier Tracking No(s):	COC No: 480-31067-8118.2
Client Contact: Mr. Jeffrey Bonsteel	Phone: 516-369-2741	E-Mail: candace.fox@testamericainc.com		Page: Page 2 of 2
Company: ARCADIS U.S., Inc.				Job #: NJ001017.1.100
Address: 855 route 146 Suite 210	Due Date Requested:			
City: Clifton Park	TAT Requested (days): 2wk			
State, Zip: NY, 12065				
Phone: 518-452-7826(Tel) 518-452-4398(Fax)	PO #: NJ001016.0001			
Email: jeffrey.bonsteel@arcadis-us.com	WO #:			
Project Name: Lockheed Martin - Pilot Test	Project #: 48005760			
Site:	SSOW#:			

Analysis Requested

Preservation Codes:

A - HCL	M - Hexane
B - NaOH	N - None
C - Zn Acetate	O - AsNaO2
D - Nitric Acid	P - Na2O4S
E - NaHSO4	Q - Na2SO3
F - MeOH	R - Na2S2SO3
G - Amchlor	S - H2SO4
H - Ascorbic Acid	T - TSP Dodecahydrate
I - ice	U - Acetone
J - DI Water	V - MCAA
K - EDTA	W - ph 4-5
L - EDA	Z - other (specify)

Other:

Sample Identification	Sample Date	Sample Time	Sample Type (C=comp, G=grab)	Matrix (W=water, S=solid, O=waste/oil, BT=Tissue, A=Air)	8260B - TCL list Volatiles	353.2, 300.0	SM5310B - TOC	RSK_175 - Methane/Ethene/Ethane	D516 (125mL Plastic)	AHR (125mL Plastic)	Special Instructions/Note:
PZ-13R	1/10-1/11/13	0915; 0925	G	Water	3	*1	2	2	1	1	* 353.2 [illegible] on 1/14/13
A-1-PZ-2	1/08/13	1440	↓	Water	3	1	2	2	1	1	
A-2-PZ-2	1/10/13	1315	↓	Water	3						
				Water							
				Water							
				Water							
				Water							
				Water							
				Water							
				Water							
				Water							

Possible Hazard Identification
☒ Non-Hazard ☐ Flammable ☐ Skin Irritant ☐ Poison B ☐ Unknown ☐ Radiological

Sample Disposal (A fee may be assessed if samples are retained longer than 1 month)
☐ Return To Client ☒ Disposal By Lab ☐ Archive For _____ Months

Deliverable Requested: I, II, III, IV, Other (specify)

Special Instructions/QC Requirements:

Empty Kit Relinquished by:	Date:	Time:	Method of Shipment:

Relinquished by:	Date/Time:	Company	Received by:	Date/Time:	Company
Daniel Zuk	1/14/13 1600	Arcadis			
Relinquished by:	Date/Time:	Company	Received by:	Date/Time:	Company
Relinquished by:	Date/Time:	Company	Received by:	Date/Time:	Company

Custody Seals Intact: ▲ Yes ▲ No | Custody Seal No.: | Cooler Temperature(s) °C and Other Remarks:

Login Sample Receipt Checklist

Client: ARCADIS U.S. Inc

Job Number: 480-31501-1

Login Number: 31501
List Number: 1
Creator: Robitaille, Zach L

List Source: TestAmerica Buffalo

Question	Answer	Comment
Radioactivity either was not measured or, if measured, is at or below background	True	
The cooler's custody seal, if present, is intact.	True	
The cooler or samples do not appear to have been compromised or tampered with.	True	
Samples were received on ice.	True	
Cooler Temperature is acceptable.	True	
Cooler Temperature is recorded.	True	
COC is present.	True	
COC is filled out in ink and legible.	True	
COC is filled out with all pertinent information.	True	
Is the Field Sampler's name present on COC?	True	
There are no discrepancies between the sample IDs on the containers and the COC.	True	
Samples are received within Holding Time.	True	
Sample containers have legible labels.	True	
Containers are not broken or leaking.	True	
Sample collection date/times are provided.	True	
Appropriate sample containers are used.	True	
Sample bottles are completely filled.	True	
Sample Preservation Verified	True	
There is sufficient vol. for all requested analyses, incl. any requested MS/MSDs	True	
VOA sample vials do not have headspace or bubble is <6mm (1/4") in diameter.	True	
If necessary, staff have been informed of any short hold time or quick TAT needs	True	
Multiphasic samples are not present.	True	
Samples do not require splitting or compositing.	True	
Sampling Company provided.	True	ARCADIS
Samples received within 48 hours of sampling.	True	
Samples requiring field filtration have been filtered in the field.	N/A	
Chlorine Residual checked.	N/A	

TestAmerica

THE LEADER IN ENVIRONMENTAL TESTING

ANALYTICAL REPORT

TestAmerica Laboratories, Inc.
TestAmerica Buffalo
10 Hazelwood Drive
Amherst, NY 14228-2298
Tel: (716)691-2600

TestAmerica Job ID: 480-32192-1
Client Project/Site: Lockheed Martin Corporation

For:
ARCADIS U.S. Inc
855 Route 146
Suite 210
Clifton Park, New York 12065

Attn: Jeffrey Bonsteel

Candace L. Fox

Authorized for release by:
1/31/2013 4:35:35 PM

Candace Fox
Project Manager II
candace.fox@testamericainc.com

LINKS

Review your project results through TotalAccess

Have a Question? Ask The Expert

Visit us at:
www.testamericainc.com

The test results in this report meet all 2003 NELAC and 2009 TNI requirements for accredited parameters, exceptions are noted in this report. This report may not be reproduced except in full, and with written approval from the laboratory. For questions please contact the Project Manager at the e-mail address or telephone number listed on this page.

This report has been electronically signed and authorized by the signatory. Electronic signature is intended to be the legally binding equivalent of a traditionally handwritten signature.

Results relate only to the items tested and the sample(s) as received by the laboratory.

Table of Contents

Cover Page 1
Table of Contents 2
Sample Summary 3
Definitions 4
Case Narrative 5
Detection Summary 6
Client Sample Results 7
QC Sample Results 10
QC Association 12
Chronicle 13
Certification Summary 14
Method Summary 15
Chain of Custody 16
Receipt Checklists 17

Sample Summary

Client: ARCADIS U.S. Inc
Project/Site: Lockheed Martin Corporation

TestAmerica Job ID: 480-32192-1

Lab Sample ID	Client Sample ID	Matrix	Collected	Received
480-32192-1	AZ-PZ-1	Water	01/29/13 14:15	01/30/13 09:30
480-32192-2	TB	Water	01/29/13 00:00	01/30/13 09:30

Definitions/Glossary

Client: ARCADIS U.S. Inc
Project/Site: Lockheed Martin Corporation

TestAmerica Job ID: 480-32192-1

Qualifiers

GC/MS VOA

Qualifier	Qualifier Description
B	Compound was found in the blank and sample.
J	Result is less than the RL but greater than or equal to the MDL and the concentration is an approximate value.

Glossary

Abbreviation	These commonly used abbreviations may or may not be present in this report.
☼	Listed under the "D" column to designate that the result is reported on a dry weight basis
%R	Percent Recovery
CNF	Contains no Free Liquid
DER	Duplicate error ratio (normalized absolute difference)
DL, RA, RE, IN	Indicates a Dilution, Reanalysis, Re-extraction, or additional Initial metals/anion analysis of the sample
DLC	Decision level concentration
EDL	Estimated Detection Limit
EPA	United States Environmental Protection Agency
MDA	Minimum detectable activity
MDC	Minimum detectable concentration
MDL	Method Detection Limit
ML	Minimum Level (Dioxin)
ND	Not detected at the reporting limit (or MDL or EDL if shown)
PQL	Practical Quantitation Limit
QC	Quality Control
RER	Relative error ratio
RL	Reporting Limit or Requested Limit (Radiochemistry)
RPD	Relative Percent Difference, a measure of the relative difference between two points
TEF	Toxicity Equivalent Factor (Dioxin)
TEQ	Toxicity Equivalent Quotient (Dioxin)

Job ID: 480-32192-1

Laboratory: TestAmerica Buffalo

Narrative

Job Narrative
480-32192-1

Comments
No additional comments.

Receipt
The samples were received on 1/30/2013 9:30 AM; the samples arrived in good condition, properly preserved and, where required, on ice. The temperature of the cooler at receipt was 2.2º C.

GC/MS VOA
Method(s) 8260B: The following sample(s) was diluted to bring the concentration of target analytes within the calibration range: AZ-PZ-1 (480-32192-1). Elevated reporting limits (RLs) are provided.

Method(s) 8260B: The method blank for batch 101467 contained Carbon disulfide and Methylene chloride above the method detection limit. This target analyte concentration was less than the reporting limit (RL); therefore, re-extraction and/or re-analysis of samples was not performed.

No other analytical or quality issues were noted.

Detection Summary

Client: ARCADIS U.S. Inc
Project/Site: Lockheed Martin Corporation

TestAmerica Job ID: 480-32192-1

Client Sample ID: AZ-PZ-1 — Lab Sample ID: 480-32192-1

Analyte	Result	Qualifier	RL	MDL	Unit	Dil Fac	D	Method	Prep Type
1,1,2-Trichloro-1,2,2-trifluoroethane	680		250	78	ug/L	250		8260B	Total/NA
1,1-Dichloroethane	990		250	95	ug/L	250		8260B	Total/NA
cis-1,2-Dichloroethene	17000		250	200	ug/L	250		8260B	Total/NA
Methylene Chloride	110	J B	250	110	ug/L	250		8260B	Total/NA
Trichloroethene	1100		250	120	ug/L	250		8260B	Total/NA
Vinyl chloride	840		250	230	ug/L	250		8260B	Total/NA

Client Sample ID: TB — Lab Sample ID: 480-32192-2

No Detections

This Detection Summary does not include radiochemical test results.

Client Sample Results

Client: ARCADIS U.S. Inc
Project/Site: Lockheed Martin Corporation

TestAmerica Job ID: 480-32192-1

Client Sample ID: AZ-PZ-1

Date Collected: 01/29/13 14:15
Date Received: 01/30/13 09:30

Lab Sample ID: 480-32192-1

Matrix: Water

Method: 8260B - Volatile Organic Compounds (GC/MS)

Analyte	Result	Qualifier	RL	MDL	Unit	D	Prepared	Analyzed	Dil Fac
1,1,1-Trichloroethane	ND		250	210	ug/L			01/30/13 17:11	250
1,1,2,2-Tetrachloroethane	ND		250	53	ug/L			01/30/13 17:11	250
1,1,2-Trichloroethane	ND		250	58	ug/L			01/30/13 17:11	250
1,1,2-Trichloro-1,2,2-trifluoroethane	**680**		250	78	ug/L			01/30/13 17:11	250
1,1-Dichloroethane	**990**		250	95	ug/L			01/30/13 17:11	250
1,1-Dichloroethene	ND		250	73	ug/L			01/30/13 17:11	250
1,2,4-Trichlorobenzene	ND		250	100	ug/L			01/30/13 17:11	250
1,2-Dibromo-3-Chloropropane	ND		250	98	ug/L			01/30/13 17:11	250
1,2-Dibromoethane	ND		250	180	ug/L			01/30/13 17:11	250
1,2-Dichlorobenzene	ND		250	200	ug/L			01/30/13 17:11	250
1,2-Dichloroethane	ND		250	53	ug/L			01/30/13 17:11	250
1,2-Dichloropropane	ND		250	180	ug/L			01/30/13 17:11	250
1,3-Dichlorobenzene	ND		250	200	ug/L			01/30/13 17:11	250
1,4-Dichlorobenzene	ND		250	210	ug/L			01/30/13 17:11	250
2-Hexanone	ND		1300	310	ug/L			01/30/13 17:11	250
2-Butanone (MEK)	ND		2500	330	ug/L			01/30/13 17:11	250
4-Methyl-2-pentanone (MIBK)	ND		1300	530	ug/L			01/30/13 17:11	250
Acetone	ND		2500	750	ug/L			01/30/13 17:11	250
Benzene	ND		250	100	ug/L			01/30/13 17:11	250
Bromodichloromethane	ND		250	98	ug/L			01/30/13 17:11	250
Bromoform	ND		250	65	ug/L			01/30/13 17:11	250
Bromomethane	ND		250	170	ug/L			01/30/13 17:11	250
Carbon disulfide	ND		250	48	ug/L			01/30/13 17:11	250
Carbon tetrachloride	ND		250	68	ug/L			01/30/13 17:11	250
Chlorobenzene	ND		250	190	ug/L			01/30/13 17:11	250
Dibromochloromethane	ND		250	80	ug/L			01/30/13 17:11	250
Chloroethane	ND		250	80	ug/L			01/30/13 17:11	250
Chloroform	ND		250	85	ug/L			01/30/13 17:11	250
Chloromethane	ND		250	88	ug/L			01/30/13 17:11	250
cis-1,2-Dichloroethene	**17000**		250	200	ug/L			01/30/13 17:11	250
cis-1,3-Dichloropropene	ND		250	90	ug/L			01/30/13 17:11	250
Cyclohexane	ND		250	45	ug/L			01/30/13 17:11	250
Dichlorodifluoromethane	ND		250	170	ug/L			01/30/13 17:11	250
Ethylbenzene	ND		250	190	ug/L			01/30/13 17:11	250
Isopropylbenzene	ND		250	200	ug/L			01/30/13 17:11	250
Methyl acetate	ND		250	130	ug/L			01/30/13 17:11	250
Methyl tert-butyl ether	ND		250	40	ug/L			01/30/13 17:11	250
Methylcyclohexane	ND		250	40	ug/L			01/30/13 17:11	250
Methylene Chloride	**110**	**J B**	250	110	ug/L			01/30/13 17:11	250
Styrene	ND		250	180	ug/L			01/30/13 17:11	250
Tetrachloroethene	ND		250	90	ug/L			01/30/13 17:11	250
Toluene	ND		250	130	ug/L			01/30/13 17:11	250
trans-1,2-Dichloroethene	ND		250	230	ug/L			01/30/13 17:11	250
trans-1,3-Dichloropropene	ND		250	93	ug/L			01/30/13 17:11	250
Trichloroethene	**1100**		250	120	ug/L			01/30/13 17:11	250
Trichlorofluoromethane	ND		250	220	ug/L			01/30/13 17:11	250
Vinyl chloride	**840**		250	230	ug/L			01/30/13 17:11	250
Xylenes, Total	ND		500	170	ug/L			01/30/13 17:11	250

Client Sample Results

Client: ARCADIS U.S. Inc
Project/Site: Lockheed Martin Corporation

TestAmerica Job ID: 480-32192-1

Client Sample ID: AZ-PZ-1

Lab Sample ID: 480-32192-1

Date Collected: 01/29/13 14:15
Matrix: Water
Date Received: 01/30/13 09:30

Surrogate	*%Recovery*	*Qualifier*	*Limits*	*Prepared*	*Analyzed*	*Dil Fac*
1,2-Dichloroethane-d4 (Surr)	*101*		*66 - 137*		*01/30/13 17:11*	*250*
Toluene-d8 (Surr)	*103*		*71 - 126*		*01/30/13 17:11*	*250*
4-Bromofluorobenzene (Surr)	*94*		*73 - 120*		*01/30/13 17:11*	*250*

Client Sample ID: TB

Lab Sample ID: 480-32192-2

Date Collected: 01/29/13 00:00
Matrix: Water
Date Received: 01/30/13 09:30

Method: 8260B - Volatile Organic Compounds (GC/MS)

Analyte	Result	Qualifier	RL	MDL	Unit	D	Prepared	Analyzed	Dil Fac
1,1,1-Trichloroethane	ND		1.0	0.82	ug/L			01/30/13 17:33	1
1,1,2,2-Tetrachloroethane	ND		1.0	0.21	ug/L			01/30/13 17:33	1
1,1,2-Trichloroethane	ND		1.0	0.23	ug/L			01/30/13 17:33	1
1,1,2-Trichloro-1,2,2-trifluoroethane	ND		1.0	0.31	ug/L			01/30/13 17:33	1
1,1-Dichloroethane	ND		1.0	0.38	ug/L			01/30/13 17:33	1
1,1-Dichloroethene	ND		1.0	0.29	ug/L			01/30/13 17:33	1
1,2,4-Trichlorobenzene	ND		1.0	0.41	ug/L			01/30/13 17:33	1
1,2-Dibromo-3-Chloropropane	ND		1.0	0.39	ug/L			01/30/13 17:33	1
1,2-Dibromoethane	ND		1.0	0.73	ug/L			01/30/13 17:33	1
1,2-Dichlorobenzene	ND		1.0	0.79	ug/L			01/30/13 17:33	1
1,2-Dichloroethane	ND		1.0	0.21	ug/L			01/30/13 17:33	1
1,2-Dichloropropane	ND		1.0	0.72	ug/L			01/30/13 17:33	1
1,3-Dichlorobenzene	ND		1.0	0.78	ug/L			01/30/13 17:33	1
1,4-Dichlorobenzene	ND		1.0	0.84	ug/L			01/30/13 17:33	1
2-Hexanone	ND		5.0	1.2	ug/L			01/30/13 17:33	1
2-Butanone (MEK)	ND		10	1.3	ug/L			01/30/13 17:33	1
4-Methyl-2-pentanone (MIBK)	ND		5.0	2.1	ug/L			01/30/13 17:33	1
Acetone	ND		10	3.0	ug/L			01/30/13 17:33	1
Benzene	ND		1.0	0.41	ug/L			01/30/13 17:33	1
Bromodichloromethane	ND		1.0	0.39	ug/L			01/30/13 17:33	1
Bromoform	ND		1.0	0.26	ug/L			01/30/13 17:33	1
Bromomethane	ND		1.0	0.69	ug/L			01/30/13 17:33	1
Carbon disulfide	ND		1.0	0.19	ug/L			01/30/13 17:33	1
Carbon tetrachloride	ND		1.0	0.27	ug/L			01/30/13 17:33	1
Chlorobenzene	ND		1.0	0.75	ug/L			01/30/13 17:33	1
Dibromochloromethane	ND		1.0	0.32	ug/L			01/30/13 17:33	1
Chloroethane	ND		1.0	0.32	ug/L			01/30/13 17:33	1
Chloroform	ND		1.0	0.34	ug/L			01/30/13 17:33	1
Chloromethane	ND		1.0	0.35	ug/L			01/30/13 17:33	1
cis-1,2-Dichloroethene	ND		1.0	0.81	ug/L			01/30/13 17:33	1
cis-1,3-Dichloropropene	ND		1.0	0.36	ug/L			01/30/13 17:33	1
Cyclohexane	ND		1.0	0.18	ug/L			01/30/13 17:33	1
Dichlorodifluoromethane	ND		1.0	0.68	ug/L			01/30/13 17:33	1
Ethylbenzene	ND		1.0	0.74	ug/L			01/30/13 17:33	1
Isopropylbenzene	ND		1.0	0.79	ug/L			01/30/13 17:33	1
Methyl acetate	ND		1.0	0.50	ug/L			01/30/13 17:33	1
Methyl tert-butyl ether	ND		1.0	0.16	ug/L			01/30/13 17:33	1
Methylcyclohexane	ND		1.0	0.16	ug/L			01/30/13 17:33	1
Methylene Chloride	ND		1.0	0.44	ug/L			01/30/13 17:33	1
Styrene	ND		1.0	0.73	ug/L			01/30/13 17:33	1

Client Sample Results

Client: ARCADIS U.S. Inc
Project/Site: Lockheed Martin Corporation

TestAmerica Job ID: 480-32192-1

Client Sample ID: TB

Lab Sample ID: 480-32192-2

Date Collected: 01/29/13 00:00
Matrix: Water
Date Received: 01/30/13 09:30

Method: 8260B - Volatile Organic Compounds (GC/MS) (Continued)

Analyte	Result	Qualifier	RL	MDL	Unit	D	Prepared	Analyzed	Dil Fac
Tetrachloroethene	ND		1.0	0.36	ug/L			01/30/13 17:33	1
Toluene	ND		1.0	0.51	ug/L			01/30/13 17:33	1
trans-1,2-Dichloroethene	ND		1.0	0.90	ug/L			01/30/13 17:33	1
trans-1,3-Dichloropropene	ND		1.0	0.37	ug/L			01/30/13 17:33	1
Trichloroethene	ND		1.0	0.46	ug/L			01/30/13 17:33	1
Trichlorofluoromethane	ND		1.0	0.88	ug/L			01/30/13 17:33	1
Vinyl chloride	ND		1.0	0.90	ug/L			01/30/13 17:33	1
Xylenes, Total	ND		2.0	0.66	ug/L			01/30/13 17:33	1

Surrogate	*%Recovery*	*Qualifier*	*Limits*	*Prepared*	*Analyzed*	*Dil Fac*
1,2-Dichloroethane-d4 (Surr)	*103*		*66 - 137*		*01/30/13 17:33*	*1*
Toluene-d8 (Surr)	*105*		*71 - 126*		*01/30/13 17:33*	*1*
4-Bromofluorobenzene (Surr)	*97*		*73 - 120*		*01/30/13 17:33*	*1*

Method: 8260B - Volatile Organic Compounds (GC/MS)

Lab Sample ID: MB 480-101467/5
Matrix: Water
Analysis Batch: 101467

Client Sample ID: Method Blank
Prep Type: Total/NA

Analyte	MB Result	MB Qualifier	RL	MDL	Unit	D	Prepared	Analyzed	Dil Fac
1,1,1-Trichloroethane	ND		1.0	0.82	ug/L			01/30/13 10:09	1
1,1,2,2-Tetrachloroethane	ND		1.0	0.21	ug/L			01/30/13 10:09	1
1,1,2-Trichloroethane	ND		1.0	0.23	ug/L			01/30/13 10:09	1
1,1,2-Trichloro-1,2,2-trifluoroethane	ND		1.0	0.31	ug/L			01/30/13 10:09	1
1,1-Dichloroethane	ND		1.0	0.38	ug/L			01/30/13 10:09	1
1,1-Dichloroethene	ND		1.0	0.29	ug/L			01/30/13 10:09	1
1,2,4-Trichlorobenzene	ND		1.0	0.41	ug/L			01/30/13 10:09	1
1,2-Dibromo-3-Chloropropane	ND		1.0	0.39	ug/L			01/30/13 10:09	1
1,2-Dibromoethane	ND		1.0	0.73	ug/L			01/30/13 10:09	1
1,2-Dichlorobenzene	ND		1.0	0.79	ug/L			01/30/13 10:09	1
1,2-Dichloroethane	ND		1.0	0.21	ug/L			01/30/13 10:09	1
1,2-Dichloropropane	ND		1.0	0.72	ug/L			01/30/13 10:09	1
1,3-Dichlorobenzene	ND		1.0	0.78	ug/L			01/30/13 10:09	1
1,4-Dichlorobenzene	ND		1.0	0.84	ug/L			01/30/13 10:09	1
2-Hexanone	ND		5.0	1.2	ug/L			01/30/13 10:09	1
2-Butanone (MEK)	ND		10	1.3	ug/L			01/30/13 10:09	1
4-Methyl-2-pentanone (MIBK)	ND		5.0	2.1	ug/L			01/30/13 10:09	1
Acetone	ND		10	3.0	ug/L			01/30/13 10:09	1
Benzene	ND		1.0	0.41	ug/L			01/30/13 10:09	1
Bromodichloromethane	ND		1.0	0.39	ug/L			01/30/13 10:09	1
Bromoform	ND		1.0	0.26	ug/L			01/30/13 10:09	1
Bromomethane	ND		1.0	0.69	ug/L			01/30/13 10:09	1
Carbon disulfide	0.315	J	1.0	0.19	ug/L			01/30/13 10:09	1
Carbon tetrachloride	ND		1.0	0.27	ug/L			01/30/13 10:09	1
Chlorobenzene	ND		1.0	0.75	ug/L			01/30/13 10:09	1
Dibromochloromethane	ND		1.0	0.32	ug/L			01/30/13 10:09	1
Chloroethane	ND		1.0	0.32	ug/L			01/30/13 10:09	1
Chloroform	ND		1.0	0.34	ug/L			01/30/13 10:09	1
Chloromethane	ND		1.0	0.35	ug/L			01/30/13 10:09	1
cis-1,2-Dichloroethene	ND		1.0	0.81	ug/L			01/30/13 10:09	1
cis-1,3-Dichloropropene	ND		1.0	0.36	ug/L			01/30/13 10:09	1
Cyclohexane	ND		1.0	0.18	ug/L			01/30/13 10:09	1
Dichlorodifluoromethane	ND		1.0	0.68	ug/L			01/30/13 10:09	1
Ethylbenzene	ND		1.0	0.74	ug/L			01/30/13 10:09	1
Isopropylbenzene	ND		1.0	0.79	ug/L			01/30/13 10:09	1
Methyl acetate	ND		1.0	0.50	ug/L			01/30/13 10:09	1
Methyl tert-butyl ether	ND		1.0	0.16	ug/L			01/30/13 10:09	1
Methylcyclohexane	ND		1.0	0.16	ug/L			01/30/13 10:09	1
Methylene Chloride	0.514	J	1.0	0.44	ug/L			01/30/13 10:09	1
Styrene	ND		1.0	0.73	ug/L			01/30/13 10:09	1
Tetrachloroethene	ND		1.0	0.36	ug/L			01/30/13 10:09	1
Toluene	ND		1.0	0.51	ug/L			01/30/13 10:09	1
trans-1,2-Dichloroethene	ND		1.0	0.90	ug/L			01/30/13 10:09	1
trans-1,3-Dichloropropene	ND		1.0	0.37	ug/L			01/30/13 10:09	1
Trichloroethene	ND		1.0	0.46	ug/L			01/30/13 10:09	1
Trichlorofluoromethane	ND		1.0	0.88	ug/L			01/30/13 10:09	1
Vinyl chloride	ND		1.0	0.90	ug/L			01/30/13 10:09	1
Xylenes, Total	ND		2.0	0.66	ug/L			01/30/13 10:09	1

Method: 8260B - Volatile Organic Compounds (GC/MS) (Continued)

Lab Sample ID: MB 480-101467/5
Matrix: Water
Analysis Batch: 101467

Client Sample ID: Method Blank
Prep Type: Total/NA

Surrogate	MB %Recovery	MB Qualifier	Limits	Prepared	Analyzed	Dil Fac
1,2-Dichloroethane-d4 (Surr)	102		66 - 137		01/30/13 10:09	1
Toluene-d8 (Surr)	103		71 - 126		01/30/13 10:09	1
4-Bromofluorobenzene (Surr)	95		73 - 120		01/30/13 10:09	1

Lab Sample ID: LCS 480-101467/4
Matrix: Water
Analysis Batch: 101467

Client Sample ID: Lab Control Sample
Prep Type: Total/NA

Analyte	Spike Added	LCS Result	LCS Qualifier	Unit	D	%Rec	%Rec. Limits
1,1-Dichloroethane	25.0	26.1		ug/L		104	71 - 129
1,1-Dichloroethene	25.0	26.2		ug/L		105	58 - 121
1,2-Dichlorobenzene	25.0	26.7		ug/L		107	80 - 124
1,2-Dichloroethane	25.0	27.2		ug/L		109	75 - 127
Benzene	25.0	26.1		ug/L		105	71 - 124
Chlorobenzene	25.0	25.7		ug/L		103	72 - 120
cis-1,2-Dichloroethene	25.0	26.2		ug/L		105	74 - 124
Ethylbenzene	25.0	26.0		ug/L		104	77 - 123
Methyl tert-butyl ether	25.0	27.2		ug/L		109	64 - 127
Tetrachloroethene	25.0	25.1		ug/L		100	74 - 122
Toluene	25.0	24.7		ug/L		99	80 - 122
trans-1,2-Dichloroethene	25.0	22.2		ug/L		89	73 - 127
Trichloroethene	25.0	26.6		ug/L		106	74 - 123

Surrogate	LCS %Recovery	LCS Qualifier	Limits
1,2-Dichloroethane-d4 (Surr)	105		66 - 137
Toluene-d8 (Surr)	100		71 - 126
4-Bromofluorobenzene (Surr)	96		73 - 120

QC Association Summary

Client: ARCADIS U.S. Inc
Project/Site: Lockheed Martin Corporation

TestAmerica Job ID: 480-32192-1

GC/MS VOA

Analysis Batch: 101467

Lab Sample ID	Client Sample ID	Prep Type	Matrix	Method	Prep Batch
480-32192-1	AZ-PZ-1	Total/NA	Water	8260B	
480-32192-2	TB	Total/NA	Water	8260B	
LCS 480-101467/4	Lab Control Sample	Total/NA	Water	8260B	
MB 480-101467/5	Method Blank	Total/NA	Water	8260B	

Lab Chronicle

Client: ARCADIS U.S. Inc
Project/Site: Lockheed Martin Corporation

TestAmerica Job ID: 480-32192-1

Client Sample ID: AZ-PZ-1

Lab Sample ID: 480-32192-1

Date Collected: 01/29/13 14:15

Matrix: Water

Date Received: 01/30/13 09:30

Prep Type	Batch Type	Batch Method	Run	Dilution Factor	Batch Number	Prepared or Analyzed	Analyst	Lab
Total/NA	Analysis	8260B		250	101467	01/30/13 17:11	CDC	TAL BUF

Client Sample ID: TB

Lab Sample ID: 480-32192-2

Date Collected: 01/29/13 00:00

Matrix: Water

Date Received: 01/30/13 09:30

Prep Type	Batch Type	Batch Method	Run	Dilution Factor	Batch Number	Prepared or Analyzed	Analyst	Lab
Total/NA	Analysis	8260B		1	101467	01/30/13 17:33	CDC	TAL BUF

Laboratory References:

TAL BUF = TestAmerica Buffalo, 10 Hazelwood Drive, Amherst, NY 14228-2298, TEL (716)691-2600

Certification Summary

Client: ARCADIS U.S. Inc
Project/Site: Lockheed Martin Corporation

TestAmerica Job ID: 480-32192-1

Laboratory: TestAmerica Buffalo

All certifications held by this laboratory are listed. Not all certifications are applicable to this report.

Authority	Program	EPA Region	Certification ID	Expiration Date
Arkansas DEQ	State Program	6	88-0686	07-06-13
California	NELAP	9	1169CA	09-30-13
Connecticut	State Program	1	PH-0568	09-30-14
Florida	NELAP	4	E87672	06-30-13
Georgia	State Program	4	N/A	03-31-13
Georgia	State Program	4	956	06-30-13
Georgia	State Program	4	956	06-30-13
Illinois	NELAP	5	200003	09-30-13
Iowa	State Program	7	374	03-01-13
Kansas	NELAP	7	E-10187	01-31-13
Kentucky	State Program	4	90029	12-31-13
Kentucky (UST)	State Program	4	30	04-01-13
Louisiana	NELAP	6	02031	06-30-13
Maine	State Program	1	NY00044	12-04-13
Maryland	State Program	3	294	03-31-13
Massachusetts	State Program	1	M-NY044	06-30-13
Michigan	State Program	5	9937	04-01-13
Minnesota	NELAP	5	036-999-337	12-31-13
New Hampshire	NELAP	1	2973	09-11-13
New Hampshire	NELAP	1	2337	11-17-13
New Jersey	NELAP	2	NY455	06-30-13
New York	NELAP	2	10026	03-31-13
North Dakota	State Program	8	R-176	03-31-13
Oklahoma	State Program	6	9421	08-31-13
Oregon	NELAP	10	NY200003	06-09-13
Pennsylvania	NELAP	3	68-00281	07-31-13
Rhode Island	State Program	1	LAO00328	12-31-13
Tennessee	State Program	4	TN02970	04-01-13
Texas	NELAP	6	T104704412-11-2	07-31-13
USDA	Federal		P330-11-00386	11-22-14
Virginia	NELAP	3	460185	09-14-13
Washington	State Program	10	C784	02-10-13
West Virginia DEP	State Program	3	252	09-30-13
Wisconsin	State Program	5	998310390	08-31-13

Method Summary

Client: ARCADIS U.S. Inc
Project/Site: Lockheed Martin Corporation

TestAmerica Job ID: 480-32192-1

Method	Method Description	Protocol	Laboratory
8260B	Volatile Organic Compounds (GC/MS)	SW846	TAL BUF

Protocol References:

SW846 = "Test Methods For Evaluating Solid Waste, Physical/Chemical Methods", Third Edition, November 1986 And Its Updates.

Laboratory References:

TAL BUF = TestAmerica Buffalo, 10 Hazelwood Drive, Amherst, NY 14228-2298, TEL (716)691-2600

Chain of Custody Record

TestAmerica

Client Information	Sampler: D. Zuck	Lab PM: Fox, Candace	Carrier Tracking No(s): UPS 1Z8267262210026776	COC No.: 480-20555-5178.2
Client Contact: Mr. Dan Zuck	Phone: 516-369-2741	E-Mail: candace.fox@testamericainc.com		Page: Page 1 of 1
Company: ARCADIS U S., Inc.				Job #:
Address: 6723 Towpath PO BOX 66	Due Date Requested: 2/1/13			
City: Syracuse	TAT Requested (days): 2 Day			
State, Zip: NY, 13214-0066				
Phone: 518-452-7826(Tel) 518-452-4398(Fax)	PO # 40 NJ0010[illegible]0001			
Email: dan.zuck@arcadis-us.com	WO #			
Project Name: Lockheed Martin Corporation	Project #: 48002828			
Site: New York	SSOW#:			

Analysis Requested

Sample Identification	Sample Date	Sample Time	Sample Type (C=comp, G=grab)	Matrix (W=water, S=solid, O=waste/oil, BT=Tissue, A=Air)	Field Filtered Sample (Yes or No)	Perform MS/MSD (Yes or No)	8260B - TCL list OLM04.2	RSK_175 - RSK 175 Methane	2320B - Alkalinity	363.2, 353.2_Nitrite, D516, Nitrate_Calc										Total Number of containers	Special Instructions/Note:
				Preservation Code:			A	A	N	N											
AZ-PZ-1	1/29/13	1415	G	Water			3														
TB	1/29/13	—	—	Water			2														
				Water																	

Preservation Codes:

A - HCL	M - Hexane
B - NaOH	N - None
C - Zn Acetate	O - AsNaO2
D - Nitric Acid	P - Na2O4S
E - NaHSO4	Q - Na2SO3
F - MeOH	R - Na2S2SO3
G - Amchlor	S - H2SO4
H - Ascorbic Acid	T - TSP Dodecahydrate
I - Ice	U - Acetone
J - DI Water	V - MCAA
K - EDTA	W - ph 4-5
L - EDA	Z - other (specify)

Other:

~~Possible Hazard Identification~~

☒ Non-Hazard ☐ Flammable ☐ Skin Irritant ☐ Poison B ☐ Unknown ☐ Radiological

~~Sample Disposal (A fee may be assessed if samples are retained longer than 1 month)~~

☐ Return To Client ☒ Disposal By Lab ☐ Archive For _____ Months

Deliverable Requested: I, II, III, IV, Other (specify)

Special Instructions/QC Requirements:

Empty Kit Relinquished by:	Date:	Time:	Method of Shipment:

Relinquished by	Date/Time	Company	Received by	Date/Time	Company
Daniel Zuck	1/29/13 1500	Arcadis	[illegible]	1/30/13 0930	[illegible]

Custody Seals Intact:	Custody Seal No.:	Cooler Temperature(s) °C and Other Remarks:
Δ Yes Δ No		2.2 #3

Login Sample Receipt Checklist

Client: ARCADIS U.S. Inc

Job Number: 480-32192-1

Login Number: 32192
List Number: 1
Creator: Janish, Carl

List Source: TestAmerica Buffalo

Question	Answer	Comment
Radioactivity either was not measured or, if measured, is at or below background	True	
The cooler's custody seal, if present, is intact.	True	
The cooler or samples do not appear to have been compromised or tampered with.	True	
Samples were received on ice.	True	
Cooler Temperature is acceptable.	True	
Cooler Temperature is recorded.	True	
COC is present.	True	
COC is filled out in ink and legible.	True	
COC is filled out with all pertinent information.	True	
Is the Field Sampler's name present on COC?	True	
There are no discrepancies between the sample IDs on the containers and the COC.	True	
Samples are received within Holding Time.	True	
Sample containers have legible labels.	True	
Containers are not broken or leaking.	True	
Sample collection date/times are provided.	True	
Appropriate sample containers are used.	True	
Sample bottles are completely filled.	True	
Sample Preservation Verified	True	
There is sufficient vol. for all requested analyses, incl. any requested MS/MSDs	True	
VOA sample vials do not have headspace or bubble is <6mm (1/4") in diameter.	True	
If necessary, staff have been informed of any short hold time or quick TAT needs	True	
Multiphasic samples are not present.	True	
Samples do not require splitting or compositing.	True	
Sampling Company provided.	True	arcadis
Samples received within 48 hours of sampling.	True	
Samples requiring field filtration have been filtered in the field.	N/A	
Chlorine Residual checked.	N/A	

TestAmerica

THE LEADER IN ENVIRONMENTAL TESTING

ANALYTICAL REPORT

TestAmerica Laboratories, Inc.
TestAmerica Buffalo
10 Hazelwood Drive
Amherst, NY 14228-2298
Tel: (716)691-2600

TestAmerica Job ID: 480-35768-1
Client Project/Site: Lockheed Martin Corporation
Sampling Event: Locheed Martin Corp - Quarterly

For:
ARCADIS U.S. Inc
855 Route 146
Suite 210
Clifton Park, New York 12065

Attn: Jeffrey Bonsteel

Candace L. Fox

Authorized for release by:
4/19/2013 2:58:30 PM

Candace Fox
Project Manager II
candace.fox@testamericainc.com

LINKS

Review your project results through TotalAccess

Have a Question? Ask The Expert

Visit us at: www.testamericainc.com

The test results in this report meet all 2003 NELAC and 2009 TNI requirements for accredited parameters, exceptions are noted in this report. This report may not be reproduced except in full, and with written approval from the laboratory. For questions please contact the Project Manager at the e-mail address or telephone number listed on this page.

This report has been electronically signed and authorized by the signatory. Electronic signature is intended to be the legally binding equivalent of a traditionally handwritten signature.

Results relate only to the items tested and the sample(s) as received by the laboratory.

Table of Contents

Cover Page 1
Table of Contents 2
Sample Summary 3
Definitions 4
Case Narrative 5
Detection Summary 6
Client Sample Results 9
QC Sample Results 34
QC Association 42
Chronicle 43
Certification Summary 46
Method Summary 47
Chain of Custody 48
Receipt Checklists 50
Detection Limit Exceptions Summary 51

Sample Summary

Client: ARCADIS U.S. Inc
Project/Site: Lockheed Martin Corporation

TestAmerica Job ID: 480-35768-1

Lab Sample ID	Client Sample ID	Matrix	Collected	Received
480-35768-1	TRIP BLANK	Water	04/04/13 00:00	04/08/13 01:30
480-35768-2	MW-1	Water	04/03/13 14:45	04/08/13 01:30
480-35768-3	MW-3	Water	04/04/13 17:15	04/08/13 01:30
480-35768-4	MW-5	Water	04/04/13 18:05	04/08/13 01:30
480-35768-5	MW-13S	Water	04/04/13 17:50	04/08/13 01:30
480-35768-6	MW-18	Water	04/03/13 15:12	04/08/13 01:30
480-35768-7	MW-20	Water	04/04/13 12:08	04/08/13 01:30
480-35768-8	MW-21	Water	04/03/13 17:15	04/08/13 01:30
480-35768-9	PZ-5	Water	04/04/13 14:45	04/08/13 01:30
480-35768-10	PZ-6	Water	04/04/13 15:20	04/08/13 01:30
480-35768-11	PZ-7	Water	04/04/13 17:00	04/08/13 01:30
480-35768-12	PZ-8	Water	04/04/13 14:20	04/08/13 01:30
480-35768-13	PZ-11R	Water	04/04/13 18:00	04/08/13 01:30
480-35768-14	PZ-13R	Water	04/04/13 18:15	04/08/13 01:30
480-35768-15	A1-PZ-2	Water	04/04/13 11:05	04/08/13 01:30
480-35768-16	A2-PZ-1	Water	04/03/13 13:25	04/08/13 01:30
480-35768-17	A2-PZ-2	Water	04/03/13 11:50	04/08/13 01:30
480-35768-18	DUP-040313	Water	04/03/13 00:00	04/08/13 01:30

Qualifiers

GC/MS VOA

Qualifier	Qualifier Description
*	LCS or LCSD exceeds the control limits
J	Result is less than the RL but greater than or equal to the MDL and the concentration is an approximate value.
E	Result exceeded calibration range.
F	MS or MSD exceeds the control limits
4	MS, MSD: The analyte present in the original sample is 4 times greater than the matrix spike concentration; therefore, control limits are not applicable.

Glossary

Abbreviation	These commonly used abbreviations may or may not be present in this report.
¤	Listed under the "D" column to designate that the result is reported on a dry weight basis
%R	Percent Recovery
CNF	Contains no Free Liquid
DER	Duplicate error ratio (normalized absolute difference)
DL, RA, RE, IN	Indicates a Dilution, Re-analysis, Re-extraction, or additional Initial metals/anion analysis of the sample
DLC	Decision level concentration
MDA	Minimum detectable activity
EDL	Estimated Detection Limit
MDC	Minimum detectable concentration
MDL	Method Detection Limit
ML	Minimum Level (Dioxin)
ND	Not detected at the reporting limit (or MDL or EDL if shown)
PQL	Practical Quantitation Limit
QC	Quality Control
RER	Relative error ratio
RL	Reporting Limit or Requested Limit (Radiochemistry)
RPD	Relative Percent Difference, a measure of the relative difference between two points
TEF	Toxicity Equivalent Factor (Dioxin)
TEQ	Toxicity Equivalent Quotient (Dioxin)

Job ID: 480-35768-1

Laboratory: TestAmerica Buffalo

Narrative

Job Narrative
480-35768-1

Comments
No additional comments.

Receipt
The samples were received on 4/8/2013 1:30 AM; the samples arrived in good condition, properly preserved and, where required, on ice. The temperature of the cooler at receipt was 0.9º C.

GC/MS VOA
Method(s) 8260B: The following sample(s) was diluted to bring the concentration of target analytes within the calibration range: A2-PZ-1 (480-35768-16), MW-18 (480-35768-6), PZ-8 (480-35768-12). Elevated reporting limits (RLs) are provided.

Method(s) 8260B: The following samples were diluted to bring the concentration of target analytes within the calibration range: (480-35768-17 MS), (480-35768-17 MSD), A2-PZ-2 (480-35768-17), MW-18 (480-35768-6). Elevated reporting limits (RLs) are provided.

Method(s) 8260B: The matrix spike / matrix spike duplicate (MS/MSD) recoveries for batch 111674 were outside control limits. The associated laboratory control sample (LCS) recovery met acceptance criteria.

Method(s) 8260B: The laboratory control sample (LCS) and / or laboratory control sample duplicate (LCSD) for batch 111674 exceeded control limits for the following analytes:dichlorodifluoromethane and methyl acetate. These analytes were biased high in the LCS and were not detected in the associated samples; therefore, the data have been reported.

Method(s) 8260B: The following samples were diluted to bring the concentration of target analytes within the calibration range: A2-PZ-2 (480-35768-17). Elevated reporting limits (RLs) are provided.

Method(s) 8260B: The following compounds were outside control limits in the continuing calibration verification (CCV) associated with batch 111859: Chloroethane. This compound is not classified as Calibration Check Compounds (CCCs) in the reference method, and the laboratory defaults to in-house and/or project-specific criteria for evaluation. Due to the large number of analytes contained in the CCV, the laboratory's SOP allows for six analytes to be outside limits; therefore, the data have been reported.

Method(s) 8260B: The laboratory control sample (LCS) and / or laboratory control sample duplicate (LCSD) for batch 111594 exceeded control limits for the following analytes: Methyl Acetate. These analytes were biased high in the LCS and were not detected in the associated samples; therefore, the data have been reported.

Method(s) 8260B: The laboratory control sample (LCS) for batch 111859 exceeded control limits for the following analytes: Methyl acetate. These analytes were biased high in the LCS and were not detected in the associated samples; therefore, the data have been reported.

No other analytical or quality issues were noted.

Detection Summary

Client: ARCADIS U.S. Inc
Project/Site: Lockheed Martin Corporation

TestAmerica Job ID: 480-35768-1

Client Sample ID: TRIP BLANK — Lab Sample ID: 480-35768-1

No Detections.

Client Sample ID: MW-1 — Lab Sample ID: 480-35768-2

Analyte	Result	Qualifier	RL	MDL	Unit	Dil Fac	D	Method	Prep Type
1,1-Dichloroethane	2.4		0.38	0.38	ug/L	1		8260B	Total/NA
cis-1,2-Dichloroethene	19		0.81	0.81	ug/L	1		8260B	Total/NA
Tetrachloroethene	70		0.36	0.36	ug/L	1		8260B	Total/NA
Trichloroethene	14		0.46	0.46	ug/L	1		8260B	Total/NA

Client Sample ID: MW-3 — Lab Sample ID: 480-35768-3

Analyte	Result	Qualifier	RL	MDL	Unit	Dil Fac	D	Method	Prep Type
1,1-Dichloroethane	2.9		0.38	0.38	ug/L	1		8260B	Total/NA
cis-1,2-Dichloroethene	16		0.81	0.81	ug/L	1		8260B	Total/NA
Tetrachloroethene	12		0.36	0.36	ug/L	1		8260B	Total/NA
Trichloroethene	10		0.46	0.46	ug/L	1		8260B	Total/NA
Vinyl chloride	7.8		1.0	0.90	ug/L	1		8260B	Total/NA

Client Sample ID: MW-5 — Lab Sample ID: 480-35768-4

Analyte	Result	Qualifier	RL	MDL	Unit	Dil Fac	D	Method	Prep Type
Acetone	6.8	J	10	3.0	ug/L	1		8260B	Total/NA

Client Sample ID: MW-13S — Lab Sample ID: 480-35768-5

Analyte	Result	Qualifier	RL	MDL	Unit	Dil Fac	D	Method	Prep Type
1,1-Dichloroethane	1.4		0.38	0.38	ug/L	1		8260B	Total/NA

Client Sample ID: MW-18 — Lab Sample ID: 480-35768-6

Analyte	Result	Qualifier	RL	MDL	Unit	Dil Fac	D	Method	Prep Type
1,1-Dichloroethane	46		1.9	1.9	ug/L	5		8260B	Total/NA
1,1-Dichloroethene	3.7	J	5.0	1.5	ug/L	5		8260B	Total/NA
cis-1,2-Dichloroethene	1300	E	4.1	4.1	ug/L	5		8260B	Total/NA
Tetrachloroethene	95		1.8	1.8	ug/L	5		8260B	Total/NA
Trichloroethene	290		2.3	2.3	ug/L	5		8260B	Total/NA
Vinyl chloride	7.9		5.0	4.5	ug/L	5		8260B	Total/NA
1,1-Dichloroethane - DL	59		7.6	7.6	ug/L	20		8260B	Total/NA
cis-1,2-Dichloroethene - DL	1700		16	16	ug/L	20		8260B	Total/NA
Tetrachloroethene - DL	120		7.2	7.2	ug/L	20		8260B	Total/NA
Trichloroethene - DL	360		9.2	9.2	ug/L	20		8260B	Total/NA

Client Sample ID: MW-20 — Lab Sample ID: 480-35768-7

Analyte	Result	Qualifier	RL	MDL	Unit	Dil Fac	D	Method	Prep Type
Acetone	4.5	J	10	3.0	ug/L	1		8260B	Total/NA
Chloroethane	2.5		0.32	0.32	ug/L	1		8260B	Total/NA
cis-1,2-Dichloroethene	1.2		0.81	0.81	ug/L	1		8260B	Total/NA
trans-1,2-Dichloroethene	4.3		0.90	0.90	ug/L	1		8260B	Total/NA
Vinyl chloride	0.96	J	1.0	0.90	ug/L	1		8260B	Total/NA

This Detection Summary does not include radiochemical test results.

Detection Summary

Client: ARCADIS U.S. Inc
Project/Site: Lockheed Martin Corporation

TestAmerica Job ID: 480-35768-1

Client Sample ID: MW-21 — Lab Sample ID: 480-35768-8

Analyte	Result	Qualifier	RL	MDL	Unit	Dil Fac	D	Method	Prep Type
Vinyl chloride	2.1		1.0	0.90	ug/L	1		8260B	Total/NA

Client Sample ID: PZ-5 — Lab Sample ID: 480-35768-9

Analyte	Result	Qualifier	RL	MDL	Unit	Dil Fac	D	Method	Prep Type
Acetone	6.1	J	10	3.0	ug/L	1		8260B	Total/NA
Carbon disulfide	1.0		1.0	0.19	ug/L	1		8260B	Total/NA
cis-1,2-Dichloroethene	13		0.81	0.81	ug/L	1		8260B	Total/NA
Ethylbenzene	4.5		0.74	0.74	ug/L	1		8260B	Total/NA
m-Xylene & p-Xylene	14		1.0	0.66	ug/L	1		8260B	Total/NA
o-Xylene	3.8		0.76	0.76	ug/L	1		8260B	Total/NA
Tetrachloroethene	5.5		0.36	0.36	ug/L	1		8260B	Total/NA
Trichloroethene	4.5		0.46	0.46	ug/L	1		8260B	Total/NA
Vinyl chloride	2.8		1.0	0.90	ug/L	1		8260B	Total/NA
Xylenes, Total	18		1.0	0.66	ug/L	1		8260B	Total/NA

Client Sample ID: PZ-6 — Lab Sample ID: 480-35768-10

Analyte	Result	Qualifier	RL	MDL	Unit	Dil Fac	D	Method	Prep Type
Carbon disulfide	1.6		1.0	0.19	ug/L	1		8260B	Total/NA
cis-1,2-Dichloroethene	19		0.81	0.81	ug/L	1		8260B	Total/NA
m-Xylene & p-Xylene	0.74	J	1.0	0.66	ug/L	1		8260B	Total/NA
Tetrachloroethene	8.9		0.36	0.36	ug/L	1		8260B	Total/NA
Trichloroethene	21		0.46	0.46	ug/L	1		8260B	Total/NA
Vinyl chloride	0.95	J	1.0	0.90	ug/L	1		8260B	Total/NA
Xylenes, Total	0.74	J	1.0	0.66	ug/L	1		8260B	Total/NA

Client Sample ID: PZ-7 — Lab Sample ID: 480-35768-11

Analyte	Result	Qualifier	RL	MDL	Unit	Dil Fac	D	Method	Prep Type
1,1-Dichloroethane	0.57		0.38	0.38	ug/L	1		8260B	Total/NA

Client Sample ID: PZ-8 — Lab Sample ID: 480-35768-12

Analyte	Result	Qualifier	RL	MDL	Unit	Dil Fac	D	Method	Prep Type
1,1-Dichloroethane	3.4		1.9	1.9	ug/L	5		8260B	Total/NA
cis-1,2-Dichloroethene	36		4.1	4.1	ug/L	5		8260B	Total/NA
Tetrachloroethene	350		1.8	1.8	ug/L	5		8260B	Total/NA
Trichloroethene	220		2.3	2.3	ug/L	5		8260B	Total/NA

Client Sample ID: PZ-11R — Lab Sample ID: 480-35768-13

Analyte	Result	Qualifier	RL	MDL	Unit	Dil Fac	D	Method	Prep Type
Acetone	3.1	J	10	3.0	ug/L	1		8260B	Total/NA
cis-1,2-Dichloroethene	2.6		0.81	0.81	ug/L	1		8260B	Total/NA
Tetrachloroethene	1.8		0.36	0.36	ug/L	1		8260B	Total/NA
Trichloroethene	2.9		0.46	0.46	ug/L	1		8260B	Total/NA

Client Sample ID: PZ-13R — Lab Sample ID: 480-35768-14

This Detection Summary does not include radiochemical test results.

Detection Summary

Client: ARCADIS U.S. Inc
Project/Site: Lockheed Martin Corporation

TestAmerica Job ID: 480-35768-1

Client Sample ID: PZ-13R (Continued) — Lab Sample ID: 480-35768-14

Analyte	Result	Qualifier	RL	MDL	Unit	Dil Fac	D	Method	Prep Type
Acetone	3.2	J	10	3.0	ug/L	1		8260B	Total/NA
Tetrachloroethene	0.57		0.36	0.36	ug/L	1		8260B	Total/NA
Trichloroethene	2.8		0.46	0.46	ug/L	1		8260B	Total/NA

Client Sample ID: A1-PZ-2 — Lab Sample ID: 480-35768-15

Analyte	Result	Qualifier	RL	MDL	Unit	Dil Fac	D	Method	Prep Type
cis-1,2-Dichloroethene	1.3		0.81	0.81	ug/L	1		8260B	Total/NA

Client Sample ID: A2-PZ-1 — Lab Sample ID: 480-35768-16

Analyte	Result	Qualifier	RL	MDL	Unit	Dil Fac	D	Method	Prep Type
1,1,2-Trichloro-1,2,2-trifluoroethane	400		250	78	ug/L	250		8260B	Total/NA
1,1-Dichloroethane	1200		95	95	ug/L	250		8260B	Total/NA
cis-1,2-Dichloroethene	19000		200	200	ug/L	250		8260B	Total/NA
Trichloroethene	2300		120	120	ug/L	250		8260B	Total/NA
Vinyl chloride	900		250	230	ug/L	250		8260B	Total/NA

Client Sample ID: A2-PZ-2 — Lab Sample ID: 480-35768-17

Analyte	Result	Qualifier	RL	MDL	Unit	Dil Fac	D	Method	Prep Type
1,1-Dichloroethane	7.2		1.9	1.9	ug/L	5		8260B	Total/NA
Carbon disulfide	0.97	J	5.0	0.95	ug/L	5		8260B	Total/NA
cis-1,2-Dichloroethene	150		4.1	4.1	ug/L	5		8260B	Total/NA
Tetrachloroethene	1200	E	1.8	1.8	ug/L	5		8260B	Total/NA
Trichloroethene	390		2.3	2.3	ug/L	5		8260B	Total/NA
Vinyl chloride	6.7		5.0	4.5	ug/L	5		8260B	Total/NA
cis-1,2-Dichloroethene - DL	72		16	16	ug/L	20		8260B	Total/NA
Methylene Chloride - DL	10	J	20	8.8	ug/L	20		8260B	Total/NA
Tetrachloroethene - DL	440		7.2	7.2	ug/L	20		8260B	Total/NA
Trichloroethene - DL	180		9.2	9.2	ug/L	20		8260B	Total/NA

Client Sample ID: DUP-040313 — Lab Sample ID: 480-35768-18

Analyte	Result	Qualifier	RL	MDL	Unit	Dil Fac	D	Method	Prep Type
1,1-Dichloroethane	2.4		0.38	0.38	ug/L	1		8260B	Total/NA
cis-1,2-Dichloroethene	20		0.81	0.81	ug/L	1		8260B	Total/NA
Dibromochloromethane	0.95	J	1.0	0.32	ug/L	1		8260B	Total/NA
Tetrachloroethene	78		0.36	0.36	ug/L	1		8260B	Total/NA
Trichloroethene	14		0.46	0.46	ug/L	1		8260B	Total/NA
Vinyl chloride	1.0		1.0	0.90	ug/L	1		8260B	Total/NA

This Detection Summary does not include radiochemical test results.

Client Sample Results

Client: ARCADIS U.S. Inc
Project/Site: Lockheed Martin Corporation

TestAmerica Job ID: 480-35768-1

Client Sample ID: TRIP BLANK

Lab Sample ID: 480-35768-1

Date Collected: 04/04/13 00:00

Matrix: Water

Date Received: 04/08/13 01:30

Method: 8260B - Volatile Organic Compounds (GC/MS)

Analyte	Result	Qualifier	RL	MDL	Unit	D	Prepared	Analyzed	Dil Fac
1,1,1-Trichloroethane	ND		0.82	0.82	ug/L			04/09/13 00:20	1
1,1,2,2-Tetrachloroethane	ND		1.0	0.21	ug/L			04/09/13 00:20	1
1,1,2-Trichloro-1,2,2-trifluoroethane	ND		1.0	0.31	ug/L			04/09/13 00:20	1
1,1,2-Trichloroethane	ND		1.0	0.23	ug/L			04/09/13 00:20	1
1,1-Dichloroethane	ND		0.38	0.38	ug/L			04/09/13 00:20	1
1,1-Dichloroethene	ND		1.0	0.29	ug/L			04/09/13 00:20	1
1,2,4-Trichlorobenzene	ND		1.0	0.41	ug/L			04/09/13 00:20	1
1,2-Dibromo-3-Chloropropane	ND		1.0	0.39	ug/L			04/09/13 00:20	1
1,2-Dibromoethane	ND		1.0	0.73	ug/L			04/09/13 00:20	1
1,2-Dichlorobenzene	ND		0.79	0.79	ug/L			04/09/13 00:20	1
1,2-Dichloroethane	ND		1.0	0.21	ug/L			04/09/13 00:20	1
1,2-Dichloropropane	ND		1.0	0.72	ug/L			04/09/13 00:20	1
1,3-Dichlorobenzene	ND		0.78	0.78	ug/L			04/09/13 00:20	1
1,4-Dichlorobenzene	ND		0.84	0.84	ug/L			04/09/13 00:20	1
2-Butanone (MEK)	ND		10	1.3	ug/L			04/09/13 00:20	1
2-Hexanone	ND		5.0	1.2	ug/L			04/09/13 00:20	1
4-Methyl-2-pentanone (MIBK)	ND		5.0	2.1	ug/L			04/09/13 00:20	1
Acetone	ND		10	3.0	ug/L			04/09/13 00:20	1
Benzene	ND		0.41	0.41	ug/L			04/09/13 00:20	1
Bromodichloromethane	ND		1.0	0.39	ug/L			04/09/13 00:20	1
Bromoform	ND		1.0	0.26	ug/L			04/09/13 00:20	1
Bromomethane	ND		1.0	0.69	ug/L			04/09/13 00:20	1
Carbon disulfide	ND		1.0	0.19	ug/L			04/09/13 00:20	1
Carbon tetrachloride	ND		1.0	0.27	ug/L			04/09/13 00:20	1
Chlorobenzene	ND		0.75	0.75	ug/L			04/09/13 00:20	1
Chloroethane	ND		0.32	0.32	ug/L			04/09/13 00:20	1
Chloroform	ND		1.0	0.34	ug/L			04/09/13 00:20	1
Chloromethane	ND		1.0	0.35	ug/L			04/09/13 00:20	1
cis-1,2-Dichloroethene	ND		0.81	0.81	ug/L			04/09/13 00:20	1
cis-1,3-Dichloropropene	ND		1.0	0.36	ug/L			04/09/13 00:20	1
Cyclohexane	ND		1.0	0.18	ug/L			04/09/13 00:20	1
Dibromochloromethane	ND		1.0	0.32	ug/L			04/09/13 00:20	1
Dichlorodifluoromethane	ND		1.0	0.68	ug/L			04/09/13 00:20	1
Ethylbenzene	ND		0.74	0.74	ug/L			04/09/13 00:20	1
Isopropylbenzene	ND		1.0	0.79	ug/L			04/09/13 00:20	1
Methyl acetate	ND	*	1.0	0.50	ug/L			04/09/13 00:20	1
Methyl tert-butyl ether	ND		1.0	0.16	ug/L			04/09/13 00:20	1
Methylcyclohexane	ND		1.0	0.16	ug/L			04/09/13 00:20	1
Methylene Chloride	ND		1.0	0.44	ug/L			04/09/13 00:20	1
m-Xylene & p-Xylene	ND		1.0	0.66	ug/L			04/09/13 00:20	1
o-Xylene	ND		0.76	0.76	ug/L			04/09/13 00:20	1
Styrene	ND		1.0	0.73	ug/L			04/09/13 00:20	1
Tetrachloroethene	ND		0.36	0.36	ug/L			04/09/13 00:20	1
Toluene	ND		0.51	0.51	ug/L			04/09/13 00:20	1
trans-1,2-Dichloroethene	ND		0.90	0.90	ug/L			04/09/13 00:20	1
trans-1,3-Dichloropropene	ND		1.0	0.37	ug/L			04/09/13 00:20	1
Trichloroethene	ND		0.46	0.46	ug/L			04/09/13 00:20	1
Trichlorofluoromethane	ND		1.0	0.88	ug/L			04/09/13 00:20	1
Vinyl chloride	ND		1.0	0.90	ug/L			04/09/13 00:20	1

Client Sample ID: TRIP BLANK

Lab Sample ID: 480-35768-1

Date Collected: 04/04/13 00:00

Matrix: Water

Date Received: 04/08/13 01:30

Method: 8260B - Volatile Organic Compounds (GC/MS) (Continued)

Analyte	Result	Qualifier	RL	MDL	Unit	D	Prepared	Analyzed	Dil Fac
Xylenes, Total	ND		1.0	0.66	ug/L			04/09/13 00:20	1

Surrogate	*%Recovery*	*Qualifier*	*Limits*	*Prepared*	*Analyzed*	*Dil Fac*
1,2-Dichloroethane-d4 (Surr)	*102*		*66 - 137*		*04/09/13 00:20*	*1*
4-Bromofluorobenzene (Surr)	*98*		*73 - 120*		*04/09/13 00:20*	*1*
Toluene-d8 (Surr)	*98*		*71 - 126*		*04/09/13 00:20*	*1*

Client Sample ID: MW-1

Lab Sample ID: 480-35768-2

Date Collected: 04/03/13 14:45

Matrix: Water

Date Received: 04/08/13 01:30

Method: 8260B - Volatile Organic Compounds (GC/MS)

Analyte	Result	Qualifier	RL	MDL	Unit	D	Prepared	Analyzed	Dil Fac
1,1,1-Trichloroethane	ND		0.82	0.82	ug/L			04/09/13 00:42	1
1,1,2,2-Tetrachloroethane	ND		1.0	0.21	ug/L			04/09/13 00:42	1
1,1,2-Trichloro-1,2,2-trifluoroethane	ND		1.0	0.31	ug/L			04/09/13 00:42	1
1,1,2-Trichloroethane	ND		1.0	0.23	ug/L			04/09/13 00:42	1
1,1-Dichloroethane	**2.4**		0.38	0.38	ug/L			04/09/13 00:42	1
1,1-Dichloroethene	ND		1.0	0.29	ug/L			04/09/13 00:42	1
1,2,4-Trichlorobenzene	ND		1.0	0.41	ug/L			04/09/13 00:42	1
1,2-Dibromo-3-Chloropropane	ND		1.0	0.39	ug/L			04/09/13 00:42	1
1,2-Dibromoethane	ND		1.0	0.73	ug/L			04/09/13 00:42	1
1,2-Dichlorobenzene	ND		0.79	0.79	ug/L			04/09/13 00:42	1
1,2-Dichloroethane	ND		1.0	0.21	ug/L			04/09/13 00:42	1
1,2-Dichloropropane	ND		1.0	0.72	ug/L			04/09/13 00:42	1
1,3-Dichlorobenzene	ND		0.78	0.78	ug/L			04/09/13 00:42	1
1,4-Dichlorobenzene	ND		0.84	0.84	ug/L			04/09/13 00:42	1
2-Butanone (MEK)	ND		10	1.3	ug/L			04/09/13 00:42	1
2-Hexanone	ND		5.0	1.2	ug/L			04/09/13 00:42	1
4-Methyl-2-pentanone (MIBK)	ND		5.0	2.1	ug/L			04/09/13 00:42	1
Acetone	ND		10	3.0	ug/L			04/09/13 00:42	1
Benzene	ND		0.41	0.41	ug/L			04/09/13 00:42	1
Bromodichloromethane	ND		1.0	0.39	ug/L			04/09/13 00:42	1
Bromoform	ND		1.0	0.26	ug/L			04/09/13 00:42	1
Bromomethane	ND		1.0	0.69	ug/L			04/09/13 00:42	1
Carbon disulfide	ND		1.0	0.19	ug/L			04/09/13 00:42	1
Carbon tetrachloride	ND		1.0	0.27	ug/L			04/09/13 00:42	1
Chlorobenzene	ND		0.75	0.75	ug/L			04/09/13 00:42	1
Chloroethane	ND		0.32	0.32	ug/L			04/09/13 00:42	1
Chloroform	ND		1.0	0.34	ug/L			04/09/13 00:42	1
Chloromethane	ND		1.0	0.35	ug/L			04/09/13 00:42	1
cis-1,2-Dichloroethene	**19**		0.81	0.81	ug/L			04/09/13 00:42	1
cis-1,3-Dichloropropene	ND		1.0	0.36	ug/L			04/09/13 00:42	1
Cyclohexane	ND		1.0	0.18	ug/L			04/09/13 00:42	1
Dibromochloromethane	ND		1.0	0.32	ug/L			04/09/13 00:42	1
Dichlorodifluoromethane	ND		1.0	0.68	ug/L			04/09/13 00:42	1
Ethylbenzene	ND		0.74	0.74	ug/L			04/09/13 00:42	1
Isopropylbenzene	ND		1.0	0.79	ug/L			04/09/13 00:42	1
Methyl acetate	ND	*	1.0	0.50	ug/L			04/09/13 00:42	1
Methyl tert-butyl ether	ND		1.0	0.16	ug/L			04/09/13 00:42	1

Client Sample ID: MW-1

Lab Sample ID: 480-35768-2

Date Collected: 04/03/13 14:45

Matrix: Water

Date Received: 04/08/13 01:30

Method: 8260B - Volatile Organic Compounds (GC/MS) (Continued)

Analyte	Result	Qualifier	RL	MDL	Unit	D	Prepared	Analyzed	Dil Fac
Methylcyclohexane	ND		1.0	0.16	ug/L			04/09/13 00:42	1
Methylene Chloride	ND		1.0	0.44	ug/L			04/09/13 00:42	1
m-Xylene & p-Xylene	ND		1.0	0.66	ug/L			04/09/13 00:42	1
o-Xylene	ND		0.76	0.76	ug/L			04/09/13 00:42	1
Styrene	ND		1.0	0.73	ug/L			04/09/13 00:42	1
Tetrachloroethene	**70**		0.36	0.36	ug/L			04/09/13 00:42	1
Toluene	ND		0.51	0.51	ug/L			04/09/13 00:42	1
trans-1,2-Dichloroethene	ND		0.90	0.90	ug/L			04/09/13 00:42	1
trans-1,3-Dichloropropene	ND		1.0	0.37	ug/L			04/09/13 00:42	1
Trichloroethene	**14**		0.46	0.46	ug/L			04/09/13 00:42	1
Trichlorofluoromethane	ND		1.0	0.88	ug/L			04/09/13 00:42	1
Vinyl chloride	ND		1.0	0.90	ug/L			04/09/13 00:42	1
Xylenes, Total	ND		1.0	0.66	ug/L			04/09/13 00:42	1

Surrogate	*%Recovery*	*Qualifier*	*Limits*	*Prepared*	*Analyzed*	*Dil Fac*
1,2-Dichloroethane-d4 (Surr)	*105*		*66 - 137*		*04/09/13 00:42*	*1*
4-Bromofluorobenzene (Surr)	*97*		*73 - 120*		*04/09/13 00:42*	*1*
Toluene-d8 (Surr)	*100*		*71 - 126*		*04/09/13 00:42*	*1*

Client Sample ID: MW-3

Lab Sample ID: 480-35768-3

Date Collected: 04/04/13 17:15

Matrix: Water

Date Received: 04/08/13 01:30

Method: 8260B - Volatile Organic Compounds (GC/MS)

Analyte	Result	Qualifier	RL	MDL	Unit	D	Prepared	Analyzed	Dil Fac
1,1,1-Trichloroethane	ND		0.82	0.82	ug/L			04/09/13 01:05	1
1,1,2,2-Tetrachloroethane	ND		1.0	0.21	ug/L			04/09/13 01:05	1
1,1,2-Trichloro-1,2,2-trifluoroethane	ND		1.0	0.31	ug/L			04/09/13 01:05	1
1,1,2-Trichloroethane	ND		1.0	0.23	ug/L			04/09/13 01:05	1
1,1-Dichloroethane	**2.9**		0.38	0.38	ug/L			04/09/13 01:05	1
1,1-Dichloroethene	ND		1.0	0.29	ug/L			04/09/13 01:05	1
1,2,4-Trichlorobenzene	ND		1.0	0.41	ug/L			04/09/13 01:05	1
1,2-Dibromo-3-Chloropropane	ND		1.0	0.39	ug/L			04/09/13 01:05	1
1,2-Dibromoethane	ND		1.0	0.73	ug/L			04/09/13 01:05	1
1,2-Dichlorobenzene	ND		0.79	0.79	ug/L			04/09/13 01:05	1
1,2-Dichloroethane	ND		1.0	0.21	ug/L			04/09/13 01:05	1
1,2-Dichloropropane	ND		1.0	0.72	ug/L			04/09/13 01:05	1
1,3-Dichlorobenzene	ND		0.78	0.78	ug/L			04/09/13 01:05	1
1,4-Dichlorobenzene	ND		0.84	0.84	ug/L			04/09/13 01:05	1
2-Butanone (MEK)	ND		10	1.3	ug/L			04/09/13 01:05	1
2-Hexanone	ND		5.0	1.2	ug/L			04/09/13 01:05	1
4-Methyl-2-pentanone (MIBK)	ND		5.0	2.1	ug/L			04/09/13 01:05	1
Acetone	ND		10	3.0	ug/L			04/09/13 01:05	1
Benzene	ND		0.41	0.41	ug/L			04/09/13 01:05	1
Bromodichloromethane	ND		1.0	0.39	ug/L			04/09/13 01:05	1
Bromoform	ND		1.0	0.26	ug/L			04/09/13 01:05	1
Bromomethane	ND		1.0	0.69	ug/L			04/09/13 01:05	1
Carbon disulfide	ND		1.0	0.19	ug/L			04/09/13 01:05	1
Carbon tetrachloride	ND		1.0	0.27	ug/L			04/09/13 01:05	1
Chlorobenzene	ND		0.75	0.75	ug/L			04/09/13 01:05	1

Client Sample ID: MW-3

Lab Sample ID: 480-35768-3

Date Collected: 04/04/13 17:15

Matrix: Water

Date Received: 04/08/13 01:30

Method: 8260B - Volatile Organic Compounds (GC/MS) (Continued)

Analyte	Result	Qualifier	RL	MDL	Unit	D	Prepared	Analyzed	Dil Fac
Chloroethane	ND		0.32	0.32	ug/L			04/09/13 01:05	1
Chloroform	ND		1.0	0.34	ug/L			04/09/13 01:05	1
Chloromethane	ND		1.0	0.35	ug/L			04/09/13 01:05	1
cis-1,2-Dichloroethene	**16**		0.81	0.81	ug/L			04/09/13 01:05	1
cis-1,3-Dichloropropene	ND		1.0	0.36	ug/L			04/09/13 01:05	1
Cyclohexane	ND		1.0	0.18	ug/L			04/09/13 01:05	1
Dibromochloromethane	ND		1.0	0.32	ug/L			04/09/13 01:05	1
Dichlorodifluoromethane	ND		1.0	0.68	ug/L			04/09/13 01:05	1
Ethylbenzene	ND		0.74	0.74	ug/L			04/09/13 01:05	1
Isopropylbenzene	ND		1.0	0.79	ug/L			04/09/13 01:05	1
Methyl acetate	ND	*	1.0	0.50	ug/L			04/09/13 01:05	1
Methyl tert-butyl ether	ND		1.0	0.16	ug/L			04/09/13 01:05	1
Methylcyclohexane	ND		1.0	0.16	ug/L			04/09/13 01:05	1
Methylene Chloride	ND		1.0	0.44	ug/L			04/09/13 01:05	1
m-Xylene & p-Xylene	ND		1.0	0.66	ug/L			04/09/13 01:05	1
o-Xylene	ND		0.76	0.76	ug/L			04/09/13 01:05	1
Styrene	ND		1.0	0.73	ug/L			04/09/13 01:05	1
Tetrachloroethene	**12**		0.36	0.36	ug/L			04/09/13 01:05	1
Toluene	ND		0.51	0.51	ug/L			04/09/13 01:05	1
trans-1,2-Dichloroethene	ND		0.90	0.90	ug/L			04/09/13 01:05	1
trans-1,3-Dichloropropene	ND		1.0	0.37	ug/L			04/09/13 01:05	1
Trichloroethene	**10**		0.46	0.46	ug/L			04/09/13 01:05	1
Trichlorofluoromethane	ND		1.0	0.88	ug/L			04/09/13 01:05	1
Vinyl chloride	**7.8**		1.0	0.90	ug/L			04/09/13 01:05	1
Xylenes, Total	ND		1.0	0.66	ug/L			04/09/13 01:05	1

Surrogate	*%Recovery*	*Qualifier*	*Limits*	*Prepared*	*Analyzed*	*Dil Fac*
1,2-Dichloroethane-d4 (Surr)	*104*		*66 - 137*		*04/09/13 01:05*	*1*
4-Bromofluorobenzene (Surr)	*98*		*73 - 120*		*04/09/13 01:05*	*1*
Toluene-d8 (Surr)	*98*		*71 - 126*		*04/09/13 01:05*	*1*

Client Sample ID: MW-5

Lab Sample ID: 480-35768-4

Date Collected: 04/04/13 18:05

Matrix: Water

Date Received: 04/08/13 01:30

Method: 8260B - Volatile Organic Compounds (GC/MS)

Analyte	Result	Qualifier	RL	MDL	Unit	D	Prepared	Analyzed	Dil Fac
1,1,1-Trichloroethane	ND		0.82	0.82	ug/L			04/09/13 01:28	1
1,1,2,2-Tetrachloroethane	ND		1.0	0.21	ug/L			04/09/13 01:28	1
1,1,2-Trichloro-1,2,2-trifluoroethane	ND		1.0	0.31	ug/L			04/09/13 01:28	1
1,1,2-Trichloroethane	ND		1.0	0.23	ug/L			04/09/13 01:28	1
1,1-Dichloroethane	ND		0.38	0.38	ug/L			04/09/13 01:28	1
1,1-Dichloroethene	ND		1.0	0.29	ug/L			04/09/13 01:28	1
1,2,4-Trichlorobenzene	ND		1.0	0.41	ug/L			04/09/13 01:28	1
1,2-Dibromo-3-Chloropropane	ND		1.0	0.39	ug/L			04/09/13 01:28	1
1,2-Dibromoethane	ND		1.0	0.73	ug/L			04/09/13 01:28	1
1,2-Dichlorobenzene	ND		0.79	0.79	ug/L			04/09/13 01:28	1
1,2-Dichloroethane	ND		1.0	0.21	ug/L			04/09/13 01:28	1
1,2-Dichloropropane	ND		1.0	0.72	ug/L			04/09/13 01:28	1
1,3-Dichlorobenzene	ND		0.78	0.78	ug/L			04/09/13 01:28	1

Client Sample ID: MW-5

Lab Sample ID: 480-35768-4

Date Collected: 04/04/13 18:05

Matrix: Water

Date Received: 04/08/13 01:30

Method: 8260B - Volatile Organic Compounds (GC/MS) (Continued)

Analyte	Result	Qualifier	RL	MDL	Unit	D	Prepared	Analyzed	Dil Fac
1,4-Dichlorobenzene	ND		0.84	0.84	ug/L			04/09/13 01:28	1
2-Butanone (MEK)	ND		10	1.3	ug/L			04/09/13 01:28	1
2-Hexanone	ND		5.0	1.2	ug/L			04/09/13 01:28	1
4-Methyl-2-pentanone (MIBK)	ND		5.0	2.1	ug/L			04/09/13 01:28	1
Acetone	**6.8**	**J**	10	3.0	ug/L			04/09/13 01:28	1
Benzene	ND		0.41	0.41	ug/L			04/09/13 01:28	1
Bromodichloromethane	ND		1.0	0.39	ug/L			04/09/13 01:28	1
Bromoform	ND		1.0	0.26	ug/L			04/09/13 01:28	1
Bromomethane	ND		1.0	0.69	ug/L			04/09/13 01:28	1
Carbon disulfide	ND		1.0	0.19	ug/L			04/09/13 01:28	1
Carbon tetrachloride	ND		1.0	0.27	ug/L			04/09/13 01:28	1
Chlorobenzene	ND		0.75	0.75	ug/L			04/09/13 01:28	1
Chloroethane	ND		0.32	0.32	ug/L			04/09/13 01:28	1
Chloroform	ND		1.0	0.34	ug/L			04/09/13 01:28	1
Chloromethane	ND		1.0	0.35	ug/L			04/09/13 01:28	1
cis-1,2-Dichloroethene	ND		0.81	0.81	ug/L			04/09/13 01:28	1
cis-1,3-Dichloropropene	ND		1.0	0.36	ug/L			04/09/13 01:28	1
Cyclohexane	ND		1.0	0.18	ug/L			04/09/13 01:28	1
Dibromochloromethane	ND		1.0	0.32	ug/L			04/09/13 01:28	1
Dichlorodifluoromethane	ND		1.0	0.68	ug/L			04/09/13 01:28	1
Ethylbenzene	ND		0.74	0.74	ug/L			04/09/13 01:28	1
Isopropylbenzene	ND		1.0	0.79	ug/L			04/09/13 01:28	1
Methyl acetate	ND	*	1.0	0.50	ug/L			04/09/13 01:28	1
Methyl tert-butyl ether	ND		1.0	0.16	ug/L			04/09/13 01:28	1
Methylcyclohexane	ND		1.0	0.16	ug/L			04/09/13 01:28	1
Methylene Chloride	ND		1.0	0.44	ug/L			04/09/13 01:28	1
m-Xylene & p-Xylene	ND		1.0	0.66	ug/L			04/09/13 01:28	1
o-Xylene	ND		0.76	0.76	ug/L			04/09/13 01:28	1
Styrene	ND		1.0	0.73	ug/L			04/09/13 01:28	1
Tetrachloroethene	ND		0.36	0.36	ug/L			04/09/13 01:28	1
Toluene	ND		0.51	0.51	ug/L			04/09/13 01:28	1
trans-1,2-Dichloroethene	ND		0.90	0.90	ug/L			04/09/13 01:28	1
trans-1,3-Dichloropropene	ND		1.0	0.37	ug/L			04/09/13 01:28	1
Trichloroethene	ND		0.46	0.46	ug/L			04/09/13 01:28	1
Trichlorofluoromethane	ND		1.0	0.88	ug/L			04/09/13 01:28	1
Vinyl chloride	ND		1.0	0.90	ug/L			04/09/13 01:28	1
Xylenes, Total	ND		1.0	0.66	ug/L			04/09/13 01:28	1

Surrogate	*%Recovery*	*Qualifier*	*Limits*	*Prepared*	*Analyzed*	*Dil Fac*
1,2-Dichloroethane-d4 (Surr)	*107*		*66 - 137*		*04/09/13 01:28*	*1*
4-Bromofluorobenzene (Surr)	*100*		*73 - 120*		*04/09/13 01:28*	*1*
Toluene-d8 (Surr)	*100*		*71 - 126*		*04/09/13 01:28*	*1*

Client Sample ID: MW-13S

Lab Sample ID: 480-35768-5

Date Collected: 04/04/13 17:50

Matrix: Water

Date Received: 04/08/13 01:30

Method: 8260B - Volatile Organic Compounds (GC/MS)

Analyte	Result	Qualifier	RL	MDL	Unit	D	Prepared	Analyzed	Dil Fac
1,1,1-Trichloroethane	ND		0.82	0.82	ug/L			04/09/13 01:50	1

Client Sample ID: MW-13S
Date Collected: 04/04/13 17:50
Date Received: 04/08/13 01:30

Lab Sample ID: 480-35768-5
Matrix: Water

Method: 8260B - Volatile Organic Compounds (GC/MS) (Continued)

Analyte	Result	Qualifier	RL	MDL	Unit	D	Prepared	Analyzed	Dil Fac
1,1,2,2-Tetrachloroethane	ND		1.0	0.21	ug/L			04/09/13 01:50	1
1,1,2-Trichloro-1,2,2-trifluoroethane	ND		1.0	0.31	ug/L			04/09/13 01:50	1
1,1,2-Trichloroethane	ND		1.0	0.23	ug/L			04/09/13 01:50	1
1,1-Dichloroethane	**1.4**		0.38	0.38	ug/L			04/09/13 01:50	1
1,1-Dichloroethene	ND		1.0	0.29	ug/L			04/09/13 01:50	1
1,2,4-Trichlorobenzene	ND		1.0	0.41	ug/L			04/09/13 01:50	1
1,2-Dibromo-3-Chloropropane	ND		1.0	0.39	ug/L			04/09/13 01:50	1
1,2-Dibromoethane	ND		1.0	0.73	ug/L			04/09/13 01:50	1
1,2-Dichlorobenzene	ND		0.79	0.79	ug/L			04/09/13 01:50	1
1,2-Dichloroethane	ND		1.0	0.21	ug/L			04/09/13 01:50	1
1,2-Dichloropropane	ND		1.0	0.72	ug/L			04/09/13 01:50	1
1,3-Dichlorobenzene	ND		0.78	0.78	ug/L			04/09/13 01:50	1
1,4-Dichlorobenzene	ND		0.84	0.84	ug/L			04/09/13 01:50	1
2-Butanone (MEK)	ND		10	1.3	ug/L			04/09/13 01:50	1
2-Hexanone	ND		5.0	1.2	ug/L			04/09/13 01:50	1
4-Methyl-2-pentanone (MIBK)	ND		5.0	2.1	ug/L			04/09/13 01:50	1
Acetone	ND		10	3.0	ug/L			04/09/13 01:50	1
Benzene	ND		0.41	0.41	ug/L			04/09/13 01:50	1
Bromodichloromethane	ND		1.0	0.39	ug/L			04/09/13 01:50	1
Bromoform	ND		1.0	0.26	ug/L			04/09/13 01:50	1
Bromomethane	ND		1.0	0.69	ug/L			04/09/13 01:50	1
Carbon disulfide	ND		1.0	0.19	ug/L			04/09/13 01:50	1
Carbon tetrachloride	ND		1.0	0.27	ug/L			04/09/13 01:50	1
Chlorobenzene	ND		0.75	0.75	ug/L			04/09/13 01:50	1
Chloroethane	ND		0.32	0.32	ug/L			04/09/13 01:50	1
Chloroform	ND		1.0	0.34	ug/L			04/09/13 01:50	1
Chloromethane	ND		1.0	0.35	ug/L			04/09/13 01:50	1
cis-1,2-Dichloroethene	ND		0.81	0.81	ug/L			04/09/13 01:50	1
cis-1,3-Dichloropropene	ND		1.0	0.36	ug/L			04/09/13 01:50	1
Cyclohexane	ND		1.0	0.18	ug/L			04/09/13 01:50	1
Dibromochloromethane	ND		1.0	0.32	ug/L			04/09/13 01:50	1
Dichlorodifluoromethane	ND		1.0	0.68	ug/L			04/09/13 01:50	1
Ethylbenzene	ND		0.74	0.74	ug/L			04/09/13 01:50	1
Isopropylbenzene	ND		1.0	0.79	ug/L			04/09/13 01:50	1
Methyl acetate	ND	*	1.0	0.50	ug/L			04/09/13 01:50	1
Methyl tert-butyl ether	ND		1.0	0.16	ug/L			04/09/13 01:50	1
Methylcyclohexane	ND		1.0	0.16	ug/L			04/09/13 01:50	1
Methylene Chloride	ND		1.0	0.44	ug/L			04/09/13 01:50	1
m-Xylene & p-Xylene	ND		1.0	0.66	ug/L			04/09/13 01:50	1
o-Xylene	ND		0.76	0.76	ug/L			04/09/13 01:50	1
Styrene	ND		1.0	0.73	ug/L			04/09/13 01:50	1
Tetrachloroethene	ND		0.36	0.36	ug/L			04/09/13 01:50	1
Toluene	ND		0.51	0.51	ug/L			04/09/13 01:50	1
trans-1,2-Dichloroethene	ND		0.90	0.90	ug/L			04/09/13 01:50	1
trans-1,3-Dichloropropene	ND		1.0	0.37	ug/L			04/09/13 01:50	1
Trichloroethene	ND		0.46	0.46	ug/L			04/09/13 01:50	1
Trichlorofluoromethane	ND		1.0	0.88	ug/L			04/09/13 01:50	1
Vinyl chloride	ND		1.0	0.90	ug/L			04/09/13 01:50	1
Xylenes, Total	ND		1.0	0.66	ug/L			04/09/13 01:50	1

Client Sample ID: MW-13S

Lab Sample ID: 480-35768-5

Date Collected: 04/04/13 17:50

Matrix: Water

Date Received: 04/08/13 01:30

Surrogate	%Recovery	Qualifier	Limits	Prepared	Analyzed	Dil Fac
1,2-Dichloroethane-d4 (Surr)	108		66 - 137		04/09/13 01:50	1
4-Bromofluorobenzene (Surr)	100		73 - 120		04/09/13 01:50	1
Toluene-d8 (Surr)	102		71 - 126		04/09/13 01:50	1

Client Sample ID: MW-18

Lab Sample ID: 480-35768-6

Date Collected: 04/03/13 15:12

Matrix: Water

Date Received: 04/08/13 01:30

Method: 8260B - Volatile Organic Compounds (GC/MS)

Analyte	Result	Qualifier	RL	MDL	Unit	D	Prepared	Analyzed	Dil Fac
1,1,1-Trichloroethane	ND		4.1	4.1	ug/L			04/09/13 02:12	5
1,1,2,2-Tetrachloroethane	ND		5.0	1.1	ug/L			04/09/13 02:12	5
1,1,2-Trichloro-1,2,2-trifluoroethane	ND		5.0	1.6	ug/L			04/09/13 02:12	5
1,1,2-Trichloroethane	ND		5.0	1.2	ug/L			04/09/13 02:12	5
1,1-Dichloroethane	**46**		1.9	1.9	ug/L			04/09/13 02:12	5
1,1-Dichloroethene	**3.7**	**J**	5.0	1.5	ug/L			04/09/13 02:12	5
1,2,4-Trichlorobenzene	ND		5.0	2.1	ug/L			04/09/13 02:12	5
1,2-Dibromo-3-Chloropropane	ND		5.0	2.0	ug/L			04/09/13 02:12	5
1,2-Dibromoethane	ND		5.0	3.7	ug/L			04/09/13 02:12	5
1,2-Dichlorobenzene	ND		4.0	4.0	ug/L			04/09/13 02:12	5
1,2-Dichloroethane	ND		5.0	1.1	ug/L			04/09/13 02:12	5
1,2-Dichloropropane	ND		5.0	3.6	ug/L			04/09/13 02:12	5
1,3-Dichlorobenzene	ND		3.9	3.9	ug/L			04/09/13 02:12	5
1,4-Dichlorobenzene	ND		4.2	4.2	ug/L			04/09/13 02:12	5
2-Butanone (MEK)	ND		50	6.6	ug/L			04/09/13 02:12	5
2-Hexanone	ND		25	6.2	ug/L			04/09/13 02:12	5
4-Methyl-2-pentanone (MIBK)	ND		25	11	ug/L			04/09/13 02:12	5
Acetone	ND		50	15	ug/L			04/09/13 02:12	5
Benzene	ND		2.1	2.1	ug/L			04/09/13 02:12	5
Bromodichloromethane	ND		5.0	2.0	ug/L			04/09/13 02:12	5
Bromoform	ND		5.0	1.3	ug/L			04/09/13 02:12	5
Bromomethane	ND		5.0	3.5	ug/L			04/09/13 02:12	5
Carbon disulfide	ND		5.0	0.95	ug/L			04/09/13 02:12	5
Carbon tetrachloride	ND		5.0	1.4	ug/L			04/09/13 02:12	5
Chlorobenzene	ND		3.8	3.8	ug/L			04/09/13 02:12	5
Chloroethane	ND		1.6	1.6	ug/L			04/09/13 02:12	5
Chloroform	ND		5.0	1.7	ug/L			04/09/13 02:12	5
Chloromethane	ND		5.0	1.8	ug/L			04/09/13 02:12	5
cis-1,2-Dichloroethene	**1300**	**E**	4.1	4.1	ug/L			04/09/13 02:12	5
cis-1,3-Dichloropropene	ND		5.0	1.8	ug/L			04/09/13 02:12	5
Cyclohexane	ND		5.0	0.90	ug/L			04/09/13 02:12	5
Dibromochloromethane	ND		5.0	1.6	ug/L			04/09/13 02:12	5
Dichlorodifluoromethane	ND		5.0	3.4	ug/L			04/09/13 02:12	5
Ethylbenzene	ND		3.7	3.7	ug/L			04/09/13 02:12	5
Isopropylbenzene	ND		5.0	4.0	ug/L			04/09/13 02:12	5
Methyl acetate	ND	*	5.0	2.5	ug/L			04/09/13 02:12	5
Methyl tert-butyl ether	ND		5.0	0.80	ug/L			04/09/13 02:12	5
Methylcyclohexane	ND		5.0	0.80	ug/L			04/09/13 02:12	5
Methylene Chloride	ND		5.0	2.2	ug/L			04/09/13 02:12	5
m-Xylene & p-Xylene	ND		5.0	3.3	ug/L			04/09/13 02:12	5

Client Sample ID: MW-18

Lab Sample ID: 480-35768-6

Date Collected: 04/03/13 15:12

Matrix: Water

Date Received: 04/08/13 01:30

Method: 8260B - Volatile Organic Compounds (GC/MS) (Continued)

Analyte	Result	Qualifier	RL	MDL	Unit	D	Prepared	Analyzed	Dil Fac
o-Xylene	ND		3.8	3.8	ug/L			04/09/13 02:12	5
Styrene	ND		5.0	3.7	ug/L			04/09/13 02:12	5
Tetrachloroethene	**95**		1.8	1.8	ug/L			04/09/13 02:12	5
Toluene	ND		2.6	2.6	ug/L			04/09/13 02:12	5
trans-1,2-Dichloroethene	ND		4.5	4.5	ug/L			04/09/13 02:12	5
trans-1,3-Dichloropropene	ND		5.0	1.9	ug/L			04/09/13 02:12	5
Trichloroethene	**290**		2.3	2.3	ug/L			04/09/13 02:12	5
Trichlorofluoromethane	ND		5.0	4.4	ug/L			04/09/13 02:12	5
Vinyl chloride	**7.9**		5.0	4.5	ug/L			04/09/13 02:12	5
Xylenes, Total	ND		5.0	3.3	ug/L			04/09/13 02:12	5

Surrogate	*%Recovery*	*Qualifier*	*Limits*	*Prepared*	*Analyzed*	*Dil Fac*
1,2-Dichloroethane-d4 (Surr)	*102*		*66 - 137*		*04/09/13 02:12*	*5*
4-Bromofluorobenzene (Surr)	*95*		*73 - 120*		*04/09/13 02:12*	*5*
Toluene-d8 (Surr)	*97*		*71 - 126*		*04/09/13 02:12*	*5*

Method: 8260B - Volatile Organic Compounds (GC/MS) - DL

Analyte	Result	Qualifier	RL	MDL	Unit	D	Prepared	Analyzed	Dil Fac
1,1,1-Trichloroethane	ND		16	16	ug/L			04/09/13 16:29	20
1,1,2,2-Tetrachloroethane	ND		20	4.2	ug/L			04/09/13 16:29	20
1,1,2-Trichloro-1,2,2-trifluoroethane	ND		20	6.2	ug/L			04/09/13 16:29	20
1,1,2-Trichloroethane	ND		20	4.6	ug/L			04/09/13 16:29	20
1,1-Dichloroethane	**59**		7.6	7.6	ug/L			04/09/13 16:29	20
1,1-Dichloroethene	ND		20	5.8	ug/L			04/09/13 16:29	20
1,2,4-Trichlorobenzene	ND		20	8.2	ug/L			04/09/13 16:29	20
1,2-Dibromo-3-Chloropropane	ND		20	7.8	ug/L			04/09/13 16:29	20
1,2-Dibromoethane	ND		20	15	ug/L			04/09/13 16:29	20
1,2-Dichlorobenzene	ND		16	16	ug/L			04/09/13 16:29	20
1,2-Dichloroethane	ND		20	4.2	ug/L			04/09/13 16:29	20
1,2-Dichloropropane	ND		20	14	ug/L			04/09/13 16:29	20
1,3-Dichlorobenzene	ND		16	16	ug/L			04/09/13 16:29	20
1,4-Dichlorobenzene	ND		17	17	ug/L			04/09/13 16:29	20
2-Butanone (MEK)	ND		200	26	ug/L			04/09/13 16:29	20
2-Hexanone	ND		100	25	ug/L			04/09/13 16:29	20
4-Methyl-2-pentanone (MIBK)	ND		100	42	ug/L			04/09/13 16:29	20
Acetone	ND		200	60	ug/L			04/09/13 16:29	20
Benzene	ND		8.2	8.2	ug/L			04/09/13 16:29	20
Bromodichloromethane	ND		20	7.8	ug/L			04/09/13 16:29	20
Bromoform	ND		20	5.2	ug/L			04/09/13 16:29	20
Bromomethane	ND		20	14	ug/L			04/09/13 16:29	20
Carbon disulfide	ND		20	3.8	ug/L			04/09/13 16:29	20
Carbon tetrachloride	ND		20	5.4	ug/L			04/09/13 16:29	20
Chlorobenzene	ND		15	15	ug/L			04/09/13 16:29	20
Chloroethane	ND		6.4	6.4	ug/L			04/09/13 16:29	20
Chloroform	ND		20	6.8	ug/L			04/09/13 16:29	20
Chloromethane	ND		20	7.0	ug/L			04/09/13 16:29	20
cis-1,2-Dichloroethene	**1700**		16	16	ug/L			04/09/13 16:29	20
cis-1,3-Dichloropropene	ND		20	7.2	ug/L			04/09/13 16:29	20
Cyclohexane	ND		20	3.6	ug/L			04/09/13 16:29	20
Dibromochloromethane	ND		20	6.4	ug/L			04/09/13 16:29	20

Client Sample ID: MW-18

Lab Sample ID: 480-35768-6

Date Collected: 04/03/13 15:12

Matrix: Water

Date Received: 04/08/13 01:30

Method: 8260B - Volatile Organic Compounds (GC/MS) - DL (Continued)

Analyte	Result	Qualifier	RL	MDL	Unit	D	Prepared	Analyzed	Dil Fac
Dichlorodifluoromethane	ND	*	20	14	ug/L			04/09/13 16:29	20
Ethylbenzene	ND		15	15	ug/L			04/09/13 16:29	20
Isopropylbenzene	ND		20	16	ug/L			04/09/13 16:29	20
Methyl acetate	ND	*	20	10	ug/L			04/09/13 16:29	20
Methyl tert-butyl ether	ND		20	3.2	ug/L			04/09/13 16:29	20
Methylcyclohexane	ND		20	3.2	ug/L			04/09/13 16:29	20
Methylene Chloride	ND		20	8.8	ug/L			04/09/13 16:29	20
m-Xylene & p-Xylene	ND		20	13	ug/L			04/09/13 16:29	20
o-Xylene	ND		15	15	ug/L			04/09/13 16:29	20
Styrene	ND		20	15	ug/L			04/09/13 16:29	20
Tetrachloroethene	**120**		7.2	7.2	ug/L			04/09/13 16:29	20
Toluene	ND		10	10	ug/L			04/09/13 16:29	20
trans-1,2-Dichloroethene	ND		18	18	ug/L			04/09/13 16:29	20
trans-1,3-Dichloropropene	ND		20	7.4	ug/L			04/09/13 16:29	20
Trichloroethene	**360**		9.2	9.2	ug/L			04/09/13 16:29	20
Trichlorofluoromethane	ND		20	18	ug/L			04/09/13 16:29	20
Vinyl chloride	ND		20	18	ug/L			04/09/13 16:29	20
Xylenes, Total	ND		20	13	ug/L			04/09/13 16:29	20

Surrogate	*%Recovery*	*Qualifier*	*Limits*	*Prepared*	*Analyzed*	*Dil Fac*
1,2-Dichloroethane-d4 (Surr)	*117*		*66 - 137*		*04/09/13 16:29*	*20*
4-Bromofluorobenzene (Surr)	*107*		*73 - 120*		*04/09/13 16:29*	*20*
Toluene-d8 (Surr)	*110*		*71 - 126*		*04/09/13 16:29*	*20*

Client Sample ID: MW-20

Lab Sample ID: 480-35768-7

Date Collected: 04/04/13 12:08

Matrix: Water

Date Received: 04/08/13 01:30

Method: 8260B - Volatile Organic Compounds (GC/MS)

Analyte	Result	Qualifier	RL	MDL	Unit	D	Prepared	Analyzed	Dil Fac
1,1,1-Trichloroethane	ND		0.82	0.82	ug/L			04/09/13 02:35	1
1,1,2,2-Tetrachloroethane	ND		1.0	0.21	ug/L			04/09/13 02:35	1
1,1,2-Trichloro-1,2,2-trifluoroethane	ND		1.0	0.31	ug/L			04/09/13 02:35	1
1,1,2-Trichloroethane	ND		1.0	0.23	ug/L			04/09/13 02:35	1
1,1-Dichloroethane	ND		0.38	0.38	ug/L			04/09/13 02:35	1
1,1-Dichloroethene	ND		1.0	0.29	ug/L			04/09/13 02:35	1
1,2,4-Trichlorobenzene	ND		1.0	0.41	ug/L			04/09/13 02:35	1
1,2-Dibromo-3-Chloropropane	ND		1.0	0.39	ug/L			04/09/13 02:35	1
1,2-Dibromoethane	ND		1.0	0.73	ug/L			04/09/13 02:35	1
1,2-Dichlorobenzene	ND		0.79	0.79	ug/L			04/09/13 02:35	1
1,2-Dichloroethane	ND		1.0	0.21	ug/L			04/09/13 02:35	1
1,2-Dichloropropane	ND		1.0	0.72	ug/L			04/09/13 02:35	1
1,3-Dichlorobenzene	ND		0.78	0.78	ug/L			04/09/13 02:35	1
1,4-Dichlorobenzene	ND		0.84	0.84	ug/L			04/09/13 02:35	1
2-Butanone (MEK)	ND		10	1.3	ug/L			04/09/13 02:35	1
2-Hexanone	ND		5.0	1.2	ug/L			04/09/13 02:35	1
4-Methyl-2-pentanone (MIBK)	ND		5.0	2.1	ug/L			04/09/13 02:35	1
Acetone	**4.5**	**J**	10	3.0	ug/L			04/09/13 02:35	1
Benzene	ND		0.41	0.41	ug/L			04/09/13 02:35	1
Bromodichloromethane	ND		1.0	0.39	ug/L			04/09/13 02:35	1

Client Sample ID: MW-20

Lab Sample ID: 480-35768-7

Date Collected: 04/04/13 12:08

Matrix: Water

Date Received: 04/08/13 01:30

Method: 8260B - Volatile Organic Compounds (GC/MS) (Continued)

Analyte	Result	Qualifier	RL	MDL	Unit	D	Prepared	Analyzed	Dil Fac
Bromoform	ND		1.0	0.26	ug/L			04/09/13 02:35	1
Bromomethane	ND		1.0	0.69	ug/L			04/09/13 02:35	1
Carbon disulfide	ND		1.0	0.19	ug/L			04/09/13 02:35	1
Carbon tetrachloride	ND		1.0	0.27	ug/L			04/09/13 02:35	1
Chlorobenzene	ND		0.75	0.75	ug/L			04/09/13 02:35	1
Chloroethane	**2.5**		0.32	0.32	ug/L			04/09/13 02:35	1
Chloroform	ND		1.0	0.34	ug/L			04/09/13 02:35	1
Chloromethane	ND		1.0	0.35	ug/L			04/09/13 02:35	1
cis-1,2-Dichloroethene	**1.2**		0.81	0.81	ug/L			04/09/13 02:35	1
cis-1,3-Dichloropropene	ND		1.0	0.36	ug/L			04/09/13 02:35	1
Cyclohexane	ND		1.0	0.18	ug/L			04/09/13 02:35	1
Dibromochloromethane	ND		1.0	0.32	ug/L			04/09/13 02:35	1
Dichlorodifluoromethane	ND		1.0	0.68	ug/L			04/09/13 02:35	1
Ethylbenzene	ND		0.74	0.74	ug/L			04/09/13 02:35	1
Isopropylbenzene	ND		1.0	0.79	ug/L			04/09/13 02:35	1
Methyl acetate	ND	*	1.0	0.50	ug/L			04/09/13 02:35	1
Methyl tert-butyl ether	ND		1.0	0.16	ug/L			04/09/13 02:35	1
Methylcyclohexane	ND		1.0	0.16	ug/L			04/09/13 02:35	1
Methylene Chloride	ND		1.0	0.44	ug/L			04/09/13 02:35	1
m-Xylene & p-Xylene	ND		1.0	0.66	ug/L			04/09/13 02:35	1
o-Xylene	ND		0.76	0.76	ug/L			04/09/13 02:35	1
Styrene	ND		1.0	0.73	ug/L			04/09/13 02:35	1
Tetrachloroethene	ND		0.36	0.36	ug/L			04/09/13 02:35	1
Toluene	ND		0.51	0.51	ug/L			04/09/13 02:35	1
trans-1,2-Dichloroethene	**4.3**		0.90	0.90	ug/L			04/09/13 02:35	1
trans-1,3-Dichloropropene	ND		1.0	0.37	ug/L			04/09/13 02:35	1
Trichloroethene	ND		0.46	0.46	ug/L			04/09/13 02:35	1
Trichlorofluoromethane	ND		1.0	0.88	ug/L			04/09/13 02:35	1
Vinyl chloride	**0.96**	**J**	1.0	0.90	ug/L			04/09/13 02:35	1
Xylenes, Total	ND		1.0	0.66	ug/L			04/09/13 02:35	1

Surrogate	*%Recovery*	*Qualifier*	*Limits*	*Prepared*	*Analyzed*	*Dil Fac*
1,2-Dichloroethane-d4 (Surr)	*102*		*66 - 137*		*04/09/13 02:35*	*1*
4-Bromofluorobenzene (Surr)	*95*		*73 - 120*		*04/09/13 02:35*	*1*
Toluene-d8 (Surr)	*98*		*71 - 126*		*04/09/13 02:35*	*1*

Client Sample ID: MW-21

Lab Sample ID: 480-35768-8

Date Collected: 04/03/13 17:15

Matrix: Water

Date Received: 04/08/13 01:30

Method: 8260B - Volatile Organic Compounds (GC/MS)

Analyte	Result	Qualifier	RL	MDL	Unit	D	Prepared	Analyzed	Dil Fac
1,1,1-Trichloroethane	ND		0.82	0.82	ug/L			04/09/13 02:58	1
1,1,2,2-Tetrachloroethane	ND		1.0	0.21	ug/L			04/09/13 02:58	1
1,1,2-Trichloro-1,2,2-trifluoroethane	ND		1.0	0.31	ug/L			04/09/13 02:58	1
1,1,2-Trichloroethane	ND		1.0	0.23	ug/L			04/09/13 02:58	1
1,1-Dichloroethane	ND		0.38	0.38	ug/L			04/09/13 02:58	1
1,1-Dichloroethene	ND		1.0	0.29	ug/L			04/09/13 02:58	1
1,2,4-Trichlorobenzene	ND		1.0	0.41	ug/L			04/09/13 02:58	1
1,2-Dibromo-3-Chloropropane	ND		1.0	0.39	ug/L			04/09/13 02:58	1

Client Sample ID: MW-21

Lab Sample ID: 480-35768-8

Date Collected: 04/03/13 17:15

Matrix: Water

Date Received: 04/08/13 01:30

Method: 8260B - Volatile Organic Compounds (GC/MS) (Continued)

Analyte	Result	Qualifier	RL	MDL	Unit	D	Prepared	Analyzed	Dil Fac
1,2-Dibromoethane	ND		1.0	0.73	ug/L			04/09/13 02:58	1
1,2-Dichlorobenzene	ND		0.79	0.79	ug/L			04/09/13 02:58	1
1,2-Dichloroethane	ND		1.0	0.21	ug/L			04/09/13 02:58	1
1,2-Dichloropropane	ND		1.0	0.72	ug/L			04/09/13 02:58	1
1,3-Dichlorobenzene	ND		0.78	0.78	ug/L			04/09/13 02:58	1
1,4-Dichlorobenzene	ND		0.84	0.84	ug/L			04/09/13 02:58	1
2-Butanone (MEK)	ND		10	1.3	ug/L			04/09/13 02:58	1
2-Hexanone	ND		5.0	1.2	ug/L			04/09/13 02:58	1
4-Methyl-2-pentanone (MIBK)	ND		5.0	2.1	ug/L			04/09/13 02:58	1
Acetone	ND		10	3.0	ug/L			04/09/13 02:58	1
Benzene	ND		0.41	0.41	ug/L			04/09/13 02:58	1
Bromodichloromethane	ND		1.0	0.39	ug/L			04/09/13 02:58	1
Bromoform	ND		1.0	0.26	ug/L			04/09/13 02:58	1
Bromomethane	ND		1.0	0.69	ug/L			04/09/13 02:58	1
Carbon disulfide	ND		1.0	0.19	ug/L			04/09/13 02:58	1
Carbon tetrachloride	ND		1.0	0.27	ug/L			04/09/13 02:58	1
Chlorobenzene	ND		0.75	0.75	ug/L			04/09/13 02:58	1
Chloroethane	ND		0.32	0.32	ug/L			04/09/13 02:58	1
Chloroform	ND		1.0	0.34	ug/L			04/09/13 02:58	1
Chloromethane	ND		1.0	0.35	ug/L			04/09/13 02:58	1
cis-1,2-Dichloroethene	ND		0.81	0.81	ug/L			04/09/13 02:58	1
cis-1,3-Dichloropropene	ND		1.0	0.36	ug/L			04/09/13 02:58	1
Cyclohexane	ND		1.0	0.18	ug/L			04/09/13 02:58	1
Dibromochloromethane	ND		1.0	0.32	ug/L			04/09/13 02:58	1
Dichlorodifluoromethane	ND		1.0	0.68	ug/L			04/09/13 02:58	1
Ethylbenzene	ND		0.74	0.74	ug/L			04/09/13 02:58	1
Isopropylbenzene	ND		1.0	0.79	ug/L			04/09/13 02:58	1
Methyl acetate	ND	*	1.0	0.50	ug/L			04/09/13 02:58	1
Methyl tert-butyl ether	ND		1.0	0.16	ug/L			04/09/13 02:58	1
Methylcyclohexane	ND		1.0	0.16	ug/L			04/09/13 02:58	1
Methylene Chloride	ND		1.0	0.44	ug/L			04/09/13 02:58	1
m-Xylene & p-Xylene	ND		1.0	0.66	ug/L			04/09/13 02:58	1
o-Xylene	ND		0.76	0.76	ug/L			04/09/13 02:58	1
Styrene	ND		1.0	0.73	ug/L			04/09/13 02:58	1
Tetrachloroethene	ND		0.36	0.36	ug/L			04/09/13 02:58	1
Toluene	ND		0.51	0.51	ug/L			04/09/13 02:58	1
trans-1,2-Dichloroethene	ND		0.90	0.90	ug/L			04/09/13 02:58	1
trans-1,3-Dichloropropene	ND		1.0	0.37	ug/L			04/09/13 02:58	1
Trichloroethene	ND		0.46	0.46	ug/L			04/09/13 02:58	1
Trichlorofluoromethane	ND		1.0	0.88	ug/L			04/09/13 02:58	1
Vinyl chloride	**2.1**		1.0	0.90	ug/L			04/09/13 02:58	1
Xylenes, Total	ND		1.0	0.66	ug/L			04/09/13 02:58	1

Surrogate	*%Recovery*	*Qualifier*	*Limits*	*Prepared*	*Analyzed*	*Dil Fac*
1,2-Dichloroethane-d4 (Surr)	*109*		*66 - 137*		*04/09/13 02:58*	*1*
4-Bromofluorobenzene (Surr)	*99*		*73 - 120*		*04/09/13 02:58*	*1*
Toluene-d8 (Surr)	*103*		*71 - 126*		*04/09/13 02:58*	*1*

Client Sample Results

Client: ARCADIS U.S. Inc
Project/Site: Lockheed Martin Corporation

TestAmerica Job ID: 480-35768-1

Client Sample ID: PZ-5

Date Collected: 04/04/13 14:45
Date Received: 04/08/13 01:30

Lab Sample ID: 480-35768-9

Matrix: Water

Method: 8260B - Volatile Organic Compounds (GC/MS)

Analyte	Result	Qualifier	RL	MDL	Unit	D	Prepared	Analyzed	Dil Fac
1,1,1-Trichloroethane	ND		0.82	0.82	ug/L			04/09/13 16:52	1
1,1,2,2-Tetrachloroethane	ND		1.0	0.21	ug/L			04/09/13 16:52	1
1,1,2-Trichloro-1,2,2-trifluoroethane	ND		1.0	0.31	ug/L			04/09/13 16:52	1
1,1,2-Trichloroethane	ND		1.0	0.23	ug/L			04/09/13 16:52	1
1,1-Dichloroethane	ND		0.38	0.38	ug/L			04/09/13 16:52	1
1,1-Dichloroethene	ND		1.0	0.29	ug/L			04/09/13 16:52	1
1,2,4-Trichlorobenzene	ND		1.0	0.41	ug/L			04/09/13 16:52	1
1,2-Dibromo-3-Chloropropane	ND		1.0	0.39	ug/L			04/09/13 16:52	1
1,2-Dibromoethane	ND		1.0	0.73	ug/L			04/09/13 16:52	1
1,2-Dichlorobenzene	ND		0.79	0.79	ug/L			04/09/13 16:52	1
1,2-Dichloroethane	ND		1.0	0.21	ug/L			04/09/13 16:52	1
1,2-Dichloropropane	ND		1.0	0.72	ug/L			04/09/13 16:52	1
1,3-Dichlorobenzene	ND		0.78	0.78	ug/L			04/09/13 16:52	1
1,4-Dichlorobenzene	ND		0.84	0.84	ug/L			04/09/13 16:52	1
2-Butanone (MEK)	ND		10	1.3	ug/L			04/09/13 16:52	1
2-Hexanone	ND		5.0	1.2	ug/L			04/09/13 16:52	1
4-Methyl-2-pentanone (MIBK)	ND		5.0	2.1	ug/L			04/09/13 16:52	1
Acetone	**6.1**	**J**	10	3.0	ug/L			04/09/13 16:52	1
Benzene	ND		0.41	0.41	ug/L			04/09/13 16:52	1
Bromodichloromethane	ND		1.0	0.39	ug/L			04/09/13 16:52	1
Bromoform	ND		1.0	0.26	ug/L			04/09/13 16:52	1
Bromomethane	ND		1.0	0.69	ug/L			04/09/13 16:52	1
Carbon disulfide	**1.0**		1.0	0.19	ug/L			04/09/13 16:52	1
Carbon tetrachloride	ND		1.0	0.27	ug/L			04/09/13 16:52	1
Chlorobenzene	ND		0.75	0.75	ug/L			04/09/13 16:52	1
Chloroethane	ND		0.32	0.32	ug/L			04/09/13 16:52	1
Chloroform	ND		1.0	0.34	ug/L			04/09/13 16:52	1
Chloromethane	ND		1.0	0.35	ug/L			04/09/13 16:52	1
cis-1,2-Dichloroethene	**13**		0.81	0.81	ug/L			04/09/13 16:52	1
cis-1,3-Dichloropropene	ND		1.0	0.36	ug/L			04/09/13 16:52	1
Cyclohexane	ND		1.0	0.18	ug/L			04/09/13 16:52	1
Dibromochloromethane	ND		1.0	0.32	ug/L			04/09/13 16:52	1
Dichlorodifluoromethane	ND	*	1.0	0.68	ug/L			04/09/13 16:52	1
Ethylbenzene	**4.5**		0.74	0.74	ug/L			04/09/13 16:52	1
Isopropylbenzene	ND		1.0	0.79	ug/L			04/09/13 16:52	1
Methyl acetate	ND	*	1.0	0.50	ug/L			04/09/13 16:52	1
Methyl tert-butyl ether	ND		1.0	0.16	ug/L			04/09/13 16:52	1
Methylcyclohexane	ND		1.0	0.16	ug/L			04/09/13 16:52	1
Methylene Chloride	ND		1.0	0.44	ug/L			04/09/13 16:52	1
m-Xylene & p-Xylene	**14**		1.0	0.66	ug/L			04/09/13 16:52	1
o-Xylene	**3.8**		0.76	0.76	ug/L			04/09/13 16:52	1
Styrene	ND		1.0	0.73	ug/L			04/09/13 16:52	1
Tetrachloroethene	**5.5**		0.36	0.36	ug/L			04/09/13 16:52	1
Toluene	ND		0.51	0.51	ug/L			04/09/13 16:52	1
trans-1,2-Dichloroethene	ND		0.90	0.90	ug/L			04/09/13 16:52	1
trans-1,3-Dichloropropene	ND		1.0	0.37	ug/L			04/09/13 16:52	1
Trichloroethene	**4.5**		0.46	0.46	ug/L			04/09/13 16:52	1
Trichlorofluoromethane	ND		1.0	0.88	ug/L			04/09/13 16:52	1
Vinyl chloride	**2.8**		1.0	0.90	ug/L			04/09/13 16:52	1

Client Sample ID: PZ-5

Lab Sample ID: 480-35768-9

Date Collected: 04/04/13 14:45

Matrix: Water

Date Received: 04/08/13 01:30

Method: 8260B - Volatile Organic Compounds (GC/MS) (Continued)

Analyte	Result	Qualifier	RL	MDL	Unit	D	Prepared	Analyzed	Dil Fac
Xylenes, Total	**18**		1.0	0.66	ug/L			04/09/13 16:52	1

Surrogate	*%Recovery*	*Qualifier*	*Limits*	*Prepared*	*Analyzed*	*Dil Fac*
1,2-Dichloroethane-d4 (Surr)	*112*		*66 - 137*		*04/09/13 16:52*	*1*
4-Bromofluorobenzene (Surr)	*101*		*73 - 120*		*04/09/13 16:52*	*1*
Toluene-d8 (Surr)	*103*		*71 - 126*		*04/09/13 16:52*	*1*

Client Sample ID: PZ-6

Lab Sample ID: 480-35768-10

Date Collected: 04/04/13 15:20

Matrix: Water

Date Received: 04/08/13 01:30

Method: 8260B - Volatile Organic Compounds (GC/MS)

Analyte	Result	Qualifier	RL	MDL	Unit	D	Prepared	Analyzed	Dil Fac
1,1,1-Trichloroethane	ND		0.82	0.82	ug/L			04/09/13 03:43	1
1,1,2,2-Tetrachloroethane	ND		1.0	0.21	ug/L			04/09/13 03:43	1
1,1,2-Trichloro-1,2,2-trifluoroethane	ND		1.0	0.31	ug/L			04/09/13 03:43	1
1,1,2-Trichloroethane	ND		1.0	0.23	ug/L			04/09/13 03:43	1
1,1-Dichloroethane	ND		0.38	0.38	ug/L			04/09/13 03:43	1
1,1-Dichloroethene	ND		1.0	0.29	ug/L			04/09/13 03:43	1
1,2,4-Trichlorobenzene	ND		1.0	0.41	ug/L			04/09/13 03:43	1
1,2-Dibromo-3-Chloropropane	ND		1.0	0.39	ug/L			04/09/13 03:43	1
1,2-Dibromoethane	ND		1.0	0.73	ug/L			04/09/13 03:43	1
1,2-Dichlorobenzene	ND		0.79	0.79	ug/L			04/09/13 03:43	1
1,2-Dichloroethane	ND		1.0	0.21	ug/L			04/09/13 03:43	1
1,2-Dichloropropane	ND		1.0	0.72	ug/L			04/09/13 03:43	1
1,3-Dichlorobenzene	ND		0.78	0.78	ug/L			04/09/13 03:43	1
1,4-Dichlorobenzene	ND		0.84	0.84	ug/L			04/09/13 03:43	1
2-Butanone (MEK)	ND		10	1.3	ug/L			04/09/13 03:43	1
2-Hexanone	ND		5.0	1.2	ug/L			04/09/13 03:43	1
4-Methyl-2-pentanone (MIBK)	ND		5.0	2.1	ug/L			04/09/13 03:43	1
Acetone	ND		10	3.0	ug/L			04/09/13 03:43	1
Benzene	ND		0.41	0.41	ug/L			04/09/13 03:43	1
Bromodichloromethane	ND		1.0	0.39	ug/L			04/09/13 03:43	1
Bromoform	ND		1.0	0.26	ug/L			04/09/13 03:43	1
Bromomethane	ND		1.0	0.69	ug/L			04/09/13 03:43	1
Carbon disulfide	**1.6**		1.0	0.19	ug/L			04/09/13 03:43	1
Carbon tetrachloride	ND		1.0	0.27	ug/L			04/09/13 03:43	1
Chlorobenzene	ND		0.75	0.75	ug/L			04/09/13 03:43	1
Chloroethane	ND		0.32	0.32	ug/L			04/09/13 03:43	1
Chloroform	ND		1.0	0.34	ug/L			04/09/13 03:43	1
Chloromethane	ND		1.0	0.35	ug/L			04/09/13 03:43	1
cis-1,2-Dichloroethene	**19**		0.81	0.81	ug/L			04/09/13 03:43	1
cis-1,3-Dichloropropene	ND		1.0	0.36	ug/L			04/09/13 03:43	1
Cyclohexane	ND		1.0	0.18	ug/L			04/09/13 03:43	1
Dibromochloromethane	ND		1.0	0.32	ug/L			04/09/13 03:43	1
Dichlorodifluoromethane	ND		1.0	0.68	ug/L			04/09/13 03:43	1
Ethylbenzene	ND		0.74	0.74	ug/L			04/09/13 03:43	1
Isopropylbenzene	ND		1.0	0.79	ug/L			04/09/13 03:43	1
Methyl acetate	ND	*	1.0	0.50	ug/L			04/09/13 03:43	1
Methyl tert-butyl ether	ND		1.0	0.16	ug/L			04/09/13 03:43	1

Client Sample ID: PZ-6

Lab Sample ID: 480-35768-10

Date Collected: 04/04/13 15:20

Matrix: Water

Date Received: 04/08/13 01:30

Method: 8260B - Volatile Organic Compounds (GC/MS) (Continued)

Analyte	Result	Qualifier	RL	MDL	Unit	D	Prepared	Analyzed	Dil Fac
Methylcyclohexane	ND		1.0	0.16	ug/L			04/09/13 03:43	1
Methylene Chloride	ND		1.0	0.44	ug/L			04/09/13 03:43	1
m-Xylene & p-Xylene	**0.74**	**J**	1.0	0.66	ug/L			04/09/13 03:43	1
o-Xylene	ND		0.76	0.76	ug/L			04/09/13 03:43	1
Styrene	ND		1.0	0.73	ug/L			04/09/13 03:43	1
Tetrachloroethene	**8.9**		0.36	0.36	ug/L			04/09/13 03:43	1
Toluene	ND		0.51	0.51	ug/L			04/09/13 03:43	1
trans-1,2-Dichloroethene	ND		0.90	0.90	ug/L			04/09/13 03:43	1
trans-1,3-Dichloropropene	ND		1.0	0.37	ug/L			04/09/13 03:43	1
Trichloroethene	**21**		0.46	0.46	ug/L			04/09/13 03:43	1
Trichlorofluoromethane	ND		1.0	0.88	ug/L			04/09/13 03:43	1
Vinyl chloride	**0.95**	**J**	1.0	0.90	ug/L			04/09/13 03:43	1
Xylenes, Total	**0.74**	**J**	1.0	0.66	ug/L			04/09/13 03:43	1

Surrogate	*%Recovery*	*Qualifier*	*Limits*	*Prepared*	*Analyzed*	*Dil Fac*
1,2-Dichloroethane-d4 (Surr)	*108*		*66 - 137*		*04/09/13 03:43*	*1*
4-Bromofluorobenzene (Surr)	*101*		*73 - 120*		*04/09/13 03:43*	*1*
Toluene-d8 (Surr)	*102*		*71 - 126*		*04/09/13 03:43*	*1*

Client Sample ID: PZ-7

Lab Sample ID: 480-35768-11

Date Collected: 04/04/13 17:00

Matrix: Water

Date Received: 04/08/13 01:30

Method: 8260B - Volatile Organic Compounds (GC/MS)

Analyte	Result	Qualifier	RL	MDL	Unit	D	Prepared	Analyzed	Dil Fac
1,1,1-Trichloroethane	ND		0.82	0.82	ug/L			04/09/13 04:06	1
1,1,2,2-Tetrachloroethane	ND		1.0	0.21	ug/L			04/09/13 04:06	1
1,1,2-Trichloro-1,2,2-trifluoroethane	ND		1.0	0.31	ug/L			04/09/13 04:06	1
1,1,2-Trichloroethane	ND		1.0	0.23	ug/L			04/09/13 04:06	1
1,1-Dichloroethane	**0.57**		0.38	0.38	ug/L			04/09/13 04:06	1
1,1-Dichloroethene	ND		1.0	0.29	ug/L			04/09/13 04:06	1
1,2,4-Trichlorobenzene	ND		1.0	0.41	ug/L			04/09/13 04:06	1
1,2-Dibromo-3-Chloropropane	ND		1.0	0.39	ug/L			04/09/13 04:06	1
1,2-Dibromoethane	ND		1.0	0.73	ug/L			04/09/13 04:06	1
1,2-Dichlorobenzene	ND		0.79	0.79	ug/L			04/09/13 04:06	1
1,2-Dichloroethane	ND		1.0	0.21	ug/L			04/09/13 04:06	1
1,2-Dichloropropane	ND		1.0	0.72	ug/L			04/09/13 04:06	1
1,3-Dichlorobenzene	ND		0.78	0.78	ug/L			04/09/13 04:06	1
1,4-Dichlorobenzene	ND		0.84	0.84	ug/L			04/09/13 04:06	1
2-Butanone (MEK)	ND		10	1.3	ug/L			04/09/13 04:06	1
2-Hexanone	ND		5.0	1.2	ug/L			04/09/13 04:06	1
4-Methyl-2-pentanone (MIBK)	ND		5.0	2.1	ug/L			04/09/13 04:06	1
Acetone	ND		10	3.0	ug/L			04/09/13 04:06	1
Benzene	ND		0.41	0.41	ug/L			04/09/13 04:06	1
Bromodichloromethane	ND		1.0	0.39	ug/L			04/09/13 04:06	1
Bromoform	ND		1.0	0.26	ug/L			04/09/13 04:06	1
Bromomethane	ND		1.0	0.69	ug/L			04/09/13 04:06	1
Carbon disulfide	ND		1.0	0.19	ug/L			04/09/13 04:06	1
Carbon tetrachloride	ND		1.0	0.27	ug/L			04/09/13 04:06	1
Chlorobenzene	ND		0.75	0.75	ug/L			04/09/13 04:06	1

Client Sample ID: PZ-7

Lab Sample ID: 480-35768-11

Date Collected: 04/04/13 17:00

Matrix: Water

Date Received: 04/08/13 01:30

Method: 8260B - Volatile Organic Compounds (GC/MS) (Continued)

Analyte	Result	Qualifier	RL	MDL	Unit	D	Prepared	Analyzed	Dil Fac
Chloroethane	ND		0.32	0.32	ug/L			04/09/13 04:06	1
Chloroform	ND		1.0	0.34	ug/L			04/09/13 04:06	1
Chloromethane	ND		1.0	0.35	ug/L			04/09/13 04:06	1
cis-1,2-Dichloroethene	ND		0.81	0.81	ug/L			04/09/13 04:06	1
cis-1,3-Dichloropropene	ND		1.0	0.36	ug/L			04/09/13 04:06	1
Cyclohexane	ND		1.0	0.18	ug/L			04/09/13 04:06	1
Dibromochloromethane	ND		1.0	0.32	ug/L			04/09/13 04:06	1
Dichlorodifluoromethane	ND		1.0	0.68	ug/L			04/09/13 04:06	1
Ethylbenzene	ND		0.74	0.74	ug/L			04/09/13 04:06	1
Isopropylbenzene	ND		1.0	0.79	ug/L			04/09/13 04:06	1
Methyl acetate	ND	*	1.0	0.50	ug/L			04/09/13 04:06	1
Methyl tert-butyl ether	ND		1.0	0.16	ug/L			04/09/13 04:06	1
Methylcyclohexane	ND		1.0	0.16	ug/L			04/09/13 04:06	1
Methylene Chloride	ND		1.0	0.44	ug/L			04/09/13 04:06	1
m-Xylene & p-Xylene	ND		1.0	0.66	ug/L			04/09/13 04:06	1
o-Xylene	ND		0.76	0.76	ug/L			04/09/13 04:06	1
Styrene	ND		1.0	0.73	ug/L			04/09/13 04:06	1
Tetrachloroethene	ND		0.36	0.36	ug/L			04/09/13 04:06	1
Toluene	ND		0.51	0.51	ug/L			04/09/13 04:06	1
trans-1,2-Dichloroethene	ND		0.90	0.90	ug/L			04/09/13 04:06	1
trans-1,3-Dichloropropene	ND		1.0	0.37	ug/L			04/09/13 04:06	1
Trichloroethene	ND		0.46	0.46	ug/L			04/09/13 04:06	1
Trichlorofluoromethane	ND		1.0	0.88	ug/L			04/09/13 04:06	1
Vinyl chloride	ND		1.0	0.90	ug/L			04/09/13 04:06	1
Xylenes, Total	ND		1.0	0.66	ug/L			04/09/13 04:06	1

Surrogate	*%Recovery*	*Qualifier*	*Limits*	*Prepared*	*Analyzed*	*Dil Fac*
1,2-Dichloroethane-d4 (Surr)	*108*		*66 - 137*		*04/09/13 04:06*	*1*
4-Bromofluorobenzene (Surr)	*97*		*73 - 120*		*04/09/13 04:06*	*1*
Toluene-d8 (Surr)	*101*		*71 - 126*		*04/09/13 04:06*	*1*

Client Sample ID: PZ-8

Lab Sample ID: 480-35768-12

Date Collected: 04/04/13 14:20

Matrix: Water

Date Received: 04/08/13 01:30

Method: 8260B - Volatile Organic Compounds (GC/MS)

Analyte	Result	Qualifier	RL	MDL	Unit	D	Prepared	Analyzed	Dil Fac
1,1,1-Trichloroethane	ND		4.1	4.1	ug/L			04/09/13 04:29	5
1,1,2,2-Tetrachloroethane	ND		5.0	1.1	ug/L			04/09/13 04:29	5
1,1,2-Trichloro-1,2,2-trifluoroethane	ND		5.0	1.6	ug/L			04/09/13 04:29	5
1,1,2-Trichloroethane	ND		5.0	1.2	ug/L			04/09/13 04:29	5
1,1-Dichloroethane	**3.4**		1.9	1.9	ug/L			04/09/13 04:29	5
1,1-Dichloroethene	ND		5.0	1.5	ug/L			04/09/13 04:29	5
1,2,4-Trichlorobenzene	ND		5.0	2.1	ug/L			04/09/13 04:29	5
1,2-Dibromo-3-Chloropropane	ND		5.0	2.0	ug/L			04/09/13 04:29	5
1,2-Dibromoethane	ND		5.0	3.7	ug/L			04/09/13 04:29	5
1,2-Dichlorobenzene	ND		4.0	4.0	ug/L			04/09/13 04:29	5
1,2-Dichloroethane	ND		5.0	1.1	ug/L			04/09/13 04:29	5
1,2-Dichloropropane	ND		5.0	3.6	ug/L			04/09/13 04:29	5
1,3-Dichlorobenzene	ND		3.9	3.9	ug/L			04/09/13 04:29	5

Client Sample ID: PZ-8

Lab Sample ID: 480-35768-12

Date Collected: 04/04/13 14:20

Matrix: Water

Date Received: 04/08/13 01:30

Method: 8260B - Volatile Organic Compounds (GC/MS) (Continued)

Analyte	Result	Qualifier	RL	MDL	Unit	D	Prepared	Analyzed	Dil Fac
1,4-Dichlorobenzene	ND		4.2	4.2	ug/L			04/09/13 04:29	5
2-Butanone (MEK)	ND		50	6.6	ug/L			04/09/13 04:29	5
2-Hexanone	ND		25	6.2	ug/L			04/09/13 04:29	5
4-Methyl-2-pentanone (MIBK)	ND		25	11	ug/L			04/09/13 04:29	5
Acetone	ND		50	15	ug/L			04/09/13 04:29	5
Benzene	ND		2.1	2.1	ug/L			04/09/13 04:29	5
Bromodichloromethane	ND		5.0	2.0	ug/L			04/09/13 04:29	5
Bromoform	ND		5.0	1.3	ug/L			04/09/13 04:29	5
Bromomethane	ND		5.0	3.5	ug/L			04/09/13 04:29	5
Carbon disulfide	ND		5.0	0.95	ug/L			04/09/13 04:29	5
Carbon tetrachloride	ND		5.0	1.4	ug/L			04/09/13 04:29	5
Chlorobenzene	ND		3.8	3.8	ug/L			04/09/13 04:29	5
Chloroethane	ND		1.6	1.6	ug/L			04/09/13 04:29	5
Chloroform	ND		5.0	1.7	ug/L			04/09/13 04:29	5
Chloromethane	ND		5.0	1.8	ug/L			04/09/13 04:29	5
cis-1,2-Dichloroethene	**36**		4.1	4.1	ug/L			04/09/13 04:29	5
cis-1,3-Dichloropropene	ND		5.0	1.8	ug/L			04/09/13 04:29	5
Cyclohexane	ND		5.0	0.90	ug/L			04/09/13 04:29	5
Dibromochloromethane	ND		5.0	1.6	ug/L			04/09/13 04:29	5
Dichlorodifluoromethane	ND		5.0	3.4	ug/L			04/09/13 04:29	5
Ethylbenzene	ND		3.7	3.7	ug/L			04/09/13 04:29	5
Isopropylbenzene	ND		5.0	4.0	ug/L			04/09/13 04:29	5
Methyl acetate	ND	*	5.0	2.5	ug/L			04/09/13 04:29	5
Methyl tert-butyl ether	ND		5.0	0.80	ug/L			04/09/13 04:29	5
Methylcyclohexane	ND		5.0	0.80	ug/L			04/09/13 04:29	5
Methylene Chloride	ND		5.0	2.2	ug/L			04/09/13 04:29	5
m-Xylene & p-Xylene	ND		5.0	3.3	ug/L			04/09/13 04:29	5
o-Xylene	ND		3.8	3.8	ug/L			04/09/13 04:29	5
Styrene	ND		5.0	3.7	ug/L			04/09/13 04:29	5
Tetrachloroethene	**350**		1.8	1.8	ug/L			04/09/13 04:29	5
Toluene	ND		2.6	2.6	ug/L			04/09/13 04:29	5
trans-1,2-Dichloroethene	ND		4.5	4.5	ug/L			04/09/13 04:29	5
trans-1,3-Dichloropropene	ND		5.0	1.9	ug/L			04/09/13 04:29	5
Trichloroethene	**220**		2.3	2.3	ug/L			04/09/13 04:29	5
Trichlorofluoromethane	ND		5.0	4.4	ug/L			04/09/13 04:29	5
Vinyl chloride	ND		5.0	4.5	ug/L			04/09/13 04:29	5
Xylenes, Total	ND		5.0	3.3	ug/L			04/09/13 04:29	5

Surrogate	*%Recovery*	*Qualifier*	*Limits*	*Prepared*	*Analyzed*	*Dil Fac*
1,2-Dichloroethane-d4 (Surr)	*109*		*66 - 137*		*04/09/13 04:29*	*5*
4-Bromofluorobenzene (Surr)	*99*		*73 - 120*		*04/09/13 04:29*	*5*
Toluene-d8 (Surr)	*102*		*71 - 126*		*04/09/13 04:29*	*5*

Client Sample ID: PZ-11R

Lab Sample ID: 480-35768-13

Date Collected: 04/04/13 18:00

Matrix: Water

Date Received: 04/08/13 01:30

Method: 8260B - Volatile Organic Compounds (GC/MS)

Analyte	Result	Qualifier	RL	MDL	Unit	D	Prepared	Analyzed	Dil Fac
1,1,1-Trichloroethane	ND		0.82	0.82	ug/L			04/09/13 04:52	1

Client Sample ID: PZ-11R
Date Collected: 04/04/13 18:00
Date Received: 04/08/13 01:30

Lab Sample ID: 480-35768-13
Matrix: Water

Method: 8260B - Volatile Organic Compounds (GC/MS) (Continued)

Analyte	Result	Qualifier	RL	MDL	Unit	D	Prepared	Analyzed	Dil Fac
1,1,2,2-Tetrachloroethane	ND		1.0	0.21	ug/L			04/09/13 04:52	1
1,1,2-Trichloro-1,2,2-trifluoroethane	ND		1.0	0.31	ug/L			04/09/13 04:52	1
1,1,2-Trichloroethane	ND		1.0	0.23	ug/L			04/09/13 04:52	1
1,1-Dichloroethane	ND		0.38	0.38	ug/L			04/09/13 04:52	1
1,1-Dichloroethene	ND		1.0	0.29	ug/L			04/09/13 04:52	1
1,2,4-Trichlorobenzene	ND		1.0	0.41	ug/L			04/09/13 04:52	1
1,2-Dibromo-3-Chloropropane	ND		1.0	0.39	ug/L			04/09/13 04:52	1
1,2-Dibromoethane	ND		1.0	0.73	ug/L			04/09/13 04:52	1
1,2-Dichlorobenzene	ND		0.79	0.79	ug/L			04/09/13 04:52	1
1,2-Dichloroethane	ND		1.0	0.21	ug/L			04/09/13 04:52	1
1,2-Dichloropropane	ND		1.0	0.72	ug/L			04/09/13 04:52	1
1,3-Dichlorobenzene	ND		0.78	0.78	ug/L			04/09/13 04:52	1
1,4-Dichlorobenzene	ND		0.84	0.84	ug/L			04/09/13 04:52	1
2-Butanone (MEK)	ND		10	1.3	ug/L			04/09/13 04:52	1
2-Hexanone	ND		5.0	1.2	ug/L			04/09/13 04:52	1
4-Methyl-2-pentanone (MIBK)	ND		5.0	2.1	ug/L			04/09/13 04:52	1
Acetone	**3.1**	**J**	10	3.0	ug/L			04/09/13 04:52	1
Benzene	ND		0.41	0.41	ug/L			04/09/13 04:52	1
Bromodichloromethane	ND		1.0	0.39	ug/L			04/09/13 04:52	1
Bromoform	ND		1.0	0.26	ug/L			04/09/13 04:52	1
Bromomethane	ND		1.0	0.69	ug/L			04/09/13 04:52	1
Carbon disulfide	ND		1.0	0.19	ug/L			04/09/13 04:52	1
Carbon tetrachloride	ND		1.0	0.27	ug/L			04/09/13 04:52	1
Chlorobenzene	ND		0.75	0.75	ug/L			04/09/13 04:52	1
Chloroethane	ND		0.32	0.32	ug/L			04/09/13 04:52	1
Chloroform	ND		1.0	0.34	ug/L			04/09/13 04:52	1
Chloromethane	ND		1.0	0.35	ug/L			04/09/13 04:52	1
cis-1,2-Dichloroethene	**2.6**		0.81	0.81	ug/L			04/09/13 04:52	1
cis-1,3-Dichloropropene	ND		1.0	0.36	ug/L			04/09/13 04:52	1
Cyclohexane	ND		1.0	0.18	ug/L			04/09/13 04:52	1
Dibromochloromethane	ND		1.0	0.32	ug/L			04/09/13 04:52	1
Dichlorodifluoromethane	ND		1.0	0.68	ug/L			04/09/13 04:52	1
Ethylbenzene	ND		0.74	0.74	ug/L			04/09/13 04:52	1
Isopropylbenzene	ND		1.0	0.79	ug/L			04/09/13 04:52	1
Methyl acetate	ND	*	1.0	0.50	ug/L			04/09/13 04:52	1
Methyl tert-butyl ether	ND		1.0	0.16	ug/L			04/09/13 04:52	1
Methylcyclohexane	ND		1.0	0.16	ug/L			04/09/13 04:52	1
Methylene Chloride	ND		1.0	0.44	ug/L			04/09/13 04:52	1
m-Xylene & p-Xylene	ND		1.0	0.66	ug/L			04/09/13 04:52	1
o-Xylene	ND		0.76	0.76	ug/L			04/09/13 04:52	1
Styrene	ND		1.0	0.73	ug/L			04/09/13 04:52	1
Tetrachloroethene	**1.8**		0.36	0.36	ug/L			04/09/13 04:52	1
Toluene	ND		0.51	0.51	ug/L			04/09/13 04:52	1
trans-1,2-Dichloroethene	ND		0.90	0.90	ug/L			04/09/13 04:52	1
trans-1,3-Dichloropropene	ND		1.0	0.37	ug/L			04/09/13 04:52	1
Trichloroethene	**2.9**		0.46	0.46	ug/L			04/09/13 04:52	1
Trichlorofluoromethane	ND		1.0	0.88	ug/L			04/09/13 04:52	1
Vinyl chloride	ND		1.0	0.90	ug/L			04/09/13 04:52	1
Xylenes, Total	ND		1.0	0.66	ug/L			04/09/13 04:52	1

Client Sample ID: PZ-11R

Lab Sample ID: 480-35768-13

Date Collected: 04/04/13 18:00

Matrix: Water

Date Received: 04/08/13 01:30

Surrogate	*%Recovery*	*Qualifier*	*Limits*	*Prepared*	*Analyzed*	*Dil Fac*
1,2-Dichloroethane-d4 (Surr)	*108*		*66 - 137*		*04/09/13 04:52*	*1*
4-Bromofluorobenzene (Surr)	*99*		*73 - 120*		*04/09/13 04:52*	*1*
Toluene-d8 (Surr)	*101*		*71 - 126*		*04/09/13 04:52*	*1*

Client Sample ID: PZ-13R

Lab Sample ID: 480-35768-14

Date Collected: 04/04/13 18:15

Matrix: Water

Date Received: 04/08/13 01:30

Method: 8260B - Volatile Organic Compounds (GC/MS)

Analyte	Result	Qualifier	RL	MDL	Unit	D	Prepared	Analyzed	Dil Fac
1,1,1-Trichloroethane	ND		0.82	0.82	ug/L			04/09/13 05:14	1
1,1,2,2-Tetrachloroethane	ND		1.0	0.21	ug/L			04/09/13 05:14	1
1,1,2-Trichloro-1,2,2-trifluoroethane	ND		1.0	0.31	ug/L			04/09/13 05:14	1
1,1,2-Trichloroethane	ND		1.0	0.23	ug/L			04/09/13 05:14	1
1,1-Dichloroethane	ND		0.38	0.38	ug/L			04/09/13 05:14	1
1,1-Dichloroethene	ND		1.0	0.29	ug/L			04/09/13 05:14	1
1,2,4-Trichlorobenzene	ND		1.0	0.41	ug/L			04/09/13 05:14	1
1,2-Dibromo-3-Chloropropane	ND		1.0	0.39	ug/L			04/09/13 05:14	1
1,2-Dibromoethane	ND		1.0	0.73	ug/L			04/09/13 05:14	1
1,2-Dichlorobenzene	ND		0.79	0.79	ug/L			04/09/13 05:14	1
1,2-Dichloroethane	ND		1.0	0.21	ug/L			04/09/13 05:14	1
1,2-Dichloropropane	ND		1.0	0.72	ug/L			04/09/13 05:14	1
1,3-Dichlorobenzene	ND		0.78	0.78	ug/L			04/09/13 05:14	1
1,4-Dichlorobenzene	ND		0.84	0.84	ug/L			04/09/13 05:14	1
2-Butanone (MEK)	ND		10	1.3	ug/L			04/09/13 05:14	1
2-Hexanone	ND		5.0	1.2	ug/L			04/09/13 05:14	1
4-Methyl-2-pentanone (MIBK)	ND		5.0	2.1	ug/L			04/09/13 05:14	1
Acetone	**3.2**	**J**	10	3.0	ug/L			04/09/13 05:14	1
Benzene	ND		0.41	0.41	ug/L			04/09/13 05:14	1
Bromodichloromethane	ND		1.0	0.39	ug/L			04/09/13 05:14	1
Bromoform	ND		1.0	0.26	ug/L			04/09/13 05:14	1
Bromomethane	ND		1.0	0.69	ug/L			04/09/13 05:14	1
Carbon disulfide	ND		1.0	0.19	ug/L			04/09/13 05:14	1
Carbon tetrachloride	ND		1.0	0.27	ug/L			04/09/13 05:14	1
Chlorobenzene	ND		0.75	0.75	ug/L			04/09/13 05:14	1
Chloroethane	ND		0.32	0.32	ug/L			04/09/13 05:14	1
Chloroform	ND		1.0	0.34	ug/L			04/09/13 05:14	1
Chloromethane	ND		1.0	0.35	ug/L			04/09/13 05:14	1
cis-1,2-Dichloroethene	ND		0.81	0.81	ug/L			04/09/13 05:14	1
cis-1,3-Dichloropropene	ND		1.0	0.36	ug/L			04/09/13 05:14	1
Cyclohexane	ND		1.0	0.18	ug/L			04/09/13 05:14	1
Dibromochloromethane	ND		1.0	0.32	ug/L			04/09/13 05:14	1
Dichlorodifluoromethane	ND		1.0	0.68	ug/L			04/09/13 05:14	1
Ethylbenzene	ND		0.74	0.74	ug/L			04/09/13 05:14	1
Isopropylbenzene	ND		1.0	0.79	ug/L			04/09/13 05:14	1
Methyl acetate	ND	*	1.0	0.50	ug/L			04/09/13 05:14	1
Methyl tert-butyl ether	ND		1.0	0.16	ug/L			04/09/13 05:14	1
Methylcyclohexane	ND		1.0	0.16	ug/L			04/09/13 05:14	1
Methylene Chloride	ND		1.0	0.44	ug/L			04/09/13 05:14	1
m-Xylene & p-Xylene	ND		1.0	0.66	ug/L			04/09/13 05:14	1

Client Sample ID: PZ-13R

Lab Sample ID: 480-35768-14

Date Collected: 04/04/13 18:15

Matrix: Water

Date Received: 04/08/13 01:30

Method: 8260B - Volatile Organic Compounds (GC/MS) (Continued)

Analyte	Result	Qualifier	RL	MDL	Unit	D	Prepared	Analyzed	Dil Fac
o-Xylene	ND		0.76	0.76	ug/L			04/09/13 05:14	1
Styrene	ND		1.0	0.73	ug/L			04/09/13 05:14	1
Tetrachloroethene	**0.57**		0.36	0.36	ug/L			04/09/13 05:14	1
Toluene	ND		0.51	0.51	ug/L			04/09/13 05:14	1
trans-1,2-Dichloroethene	ND		0.90	0.90	ug/L			04/09/13 05:14	1
trans-1,3-Dichloropropene	ND		1.0	0.37	ug/L			04/09/13 05:14	1
Trichloroethene	**2.8**		0.46	0.46	ug/L			04/09/13 05:14	1
Trichlorofluoromethane	ND		1.0	0.88	ug/L			04/09/13 05:14	1
Vinyl chloride	ND		1.0	0.90	ug/L			04/09/13 05:14	1
Xylenes, Total	ND		1.0	0.66	ug/L			04/09/13 05:14	1

Surrogate	*%Recovery*	*Qualifier*	*Limits*	*Prepared*	*Analyzed*	*Dil Fac*
1,2-Dichloroethane-d4 (Surr)	*102*		*66 - 137*		*04/09/13 05:14*	*1*
4-Bromofluorobenzene (Surr)	*92*		*73 - 120*		*04/09/13 05:14*	*1*
Toluene-d8 (Surr)	*95*		*71 - 126*		*04/09/13 05:14*	*1*

Client Sample ID: A1-PZ-2

Lab Sample ID: 480-35768-15

Date Collected: 04/04/13 11:05

Matrix: Water

Date Received: 04/08/13 01:30

Method: 8260B - Volatile Organic Compounds (GC/MS)

Analyte	Result	Qualifier	RL	MDL	Unit	D	Prepared	Analyzed	Dil Fac
1,1,1-Trichloroethane	ND		0.82	0.82	ug/L			04/09/13 05:37	1
1,1,2,2-Tetrachloroethane	ND		1.0	0.21	ug/L			04/09/13 05:37	1
1,1,2-Trichloro-1,2,2-trifluoroethane	ND		1.0	0.31	ug/L			04/09/13 05:37	1
1,1,2-Trichloroethane	ND		1.0	0.23	ug/L			04/09/13 05:37	1
1,1-Dichloroethane	ND		0.38	0.38	ug/L			04/09/13 05:37	1
1,1-Dichloroethene	ND		1.0	0.29	ug/L			04/09/13 05:37	1
1,2,4-Trichlorobenzene	ND		1.0	0.41	ug/L			04/09/13 05:37	1
1,2-Dibromo-3-Chloropropane	ND		1.0	0.39	ug/L			04/09/13 05:37	1
1,2-Dibromoethane	ND		1.0	0.73	ug/L			04/09/13 05:37	1
1,2-Dichlorobenzene	ND		0.79	0.79	ug/L			04/09/13 05:37	1
1,2-Dichloroethane	ND		1.0	0.21	ug/L			04/09/13 05:37	1
1,2-Dichloropropane	ND		1.0	0.72	ug/L			04/09/13 05:37	1
1,3-Dichlorobenzene	ND		0.78	0.78	ug/L			04/09/13 05:37	1
1,4-Dichlorobenzene	ND		0.84	0.84	ug/L			04/09/13 05:37	1
2-Butanone (MEK)	ND		10	1.3	ug/L			04/09/13 05:37	1
2-Hexanone	ND		5.0	1.2	ug/L			04/09/13 05:37	1
4-Methyl-2-pentanone (MIBK)	ND		5.0	2.1	ug/L			04/09/13 05:37	1
Acetone	ND		10	3.0	ug/L			04/09/13 05:37	1
Benzene	ND		0.41	0.41	ug/L			04/09/13 05:37	1
Bromodichloromethane	ND		1.0	0.39	ug/L			04/09/13 05:37	1
Bromoform	ND		1.0	0.26	ug/L			04/09/13 05:37	1
Bromomethane	ND		1.0	0.69	ug/L			04/09/13 05:37	1
Carbon disulfide	ND		1.0	0.19	ug/L			04/09/13 05:37	1
Carbon tetrachloride	ND		1.0	0.27	ug/L			04/09/13 05:37	1
Chlorobenzene	ND		0.75	0.75	ug/L			04/09/13 05:37	1
Chloroethane	ND		0.32	0.32	ug/L			04/09/13 05:37	1
Chloroform	ND		1.0	0.34	ug/L			04/09/13 05:37	1
Chloromethane	ND		1.0	0.35	ug/L			04/09/13 05:37	1

Client Sample ID: A1-PZ-2

Lab Sample ID: 480-35768-15

Date Collected: 04/04/13 11:05

Matrix: Water

Date Received: 04/08/13 01:30

Method: 8260B - Volatile Organic Compounds (GC/MS) (Continued)

Analyte	Result	Qualifier	RL	MDL	Unit	D	Prepared	Analyzed	Dil Fac
cis-1,2-Dichloroethene	**1.3**		0.81	0.81	ug/L			04/09/13 05:37	1
cis-1,3-Dichloropropene	ND		1.0	0.36	ug/L			04/09/13 05:37	1
Cyclohexane	ND		1.0	0.18	ug/L			04/09/13 05:37	1
Dibromochloromethane	ND		1.0	0.32	ug/L			04/09/13 05:37	1
Dichlorodifluoromethane	ND		1.0	0.68	ug/L			04/09/13 05:37	1
Ethylbenzene	ND		0.74	0.74	ug/L			04/09/13 05:37	1
Isopropylbenzene	ND		1.0	0.79	ug/L			04/09/13 05:37	1
Methyl acetate	ND	*	1.0	0.50	ug/L			04/09/13 05:37	1
Methyl tert-butyl ether	ND		1.0	0.16	ug/L			04/09/13 05:37	1
Methylcyclohexane	ND		1.0	0.16	ug/L			04/09/13 05:37	1
Methylene Chloride	ND		1.0	0.44	ug/L			04/09/13 05:37	1
m-Xylene & p-Xylene	ND		1.0	0.66	ug/L			04/09/13 05:37	1
o-Xylene	ND		0.76	0.76	ug/L			04/09/13 05:37	1
Styrene	ND		1.0	0.73	ug/L			04/09/13 05:37	1
Tetrachloroethene	ND		0.36	0.36	ug/L			04/09/13 05:37	1
Toluene	ND		0.51	0.51	ug/L			04/09/13 05:37	1
trans-1,2-Dichloroethene	ND		0.90	0.90	ug/L			04/09/13 05:37	1
trans-1,3-Dichloropropene	ND		1.0	0.37	ug/L			04/09/13 05:37	1
Trichloroethene	ND		0.46	0.46	ug/L			04/09/13 05:37	1
Trichlorofluoromethane	ND		1.0	0.88	ug/L			04/09/13 05:37	1
Vinyl chloride	ND		1.0	0.90	ug/L			04/09/13 05:37	1
Xylenes, Total	ND		1.0	0.66	ug/L			04/09/13 05:37	1

Surrogate	*%Recovery*	*Qualifier*	*Limits*	*Prepared*	*Analyzed*	*Dil Fac*
1,2-Dichloroethane-d4 (Surr)	*105*		*66 - 137*		*04/09/13 05:37*	*1*
4-Bromofluorobenzene (Surr)	*95*		*73 - 120*		*04/09/13 05:37*	*1*
Toluene-d8 (Surr)	*99*		*71 - 126*		*04/09/13 05:37*	*1*

Client Sample ID: A2-PZ-1

Lab Sample ID: 480-35768-16

Date Collected: 04/03/13 13:25

Matrix: Water

Date Received: 04/08/13 01:30

Method: 8260B - Volatile Organic Compounds (GC/MS)

Analyte	Result	Qualifier	RL	MDL	Unit	D	Prepared	Analyzed	Dil Fac
1,1,1-Trichloroethane	ND		210	210	ug/L			04/09/13 06:00	250
1,1,2,2-Tetrachloroethane	ND		250	53	ug/L			04/09/13 06:00	250
1,1,2-Trichloro-1,2,2-trifluoroetha ne	**400**		250	78	ug/L			04/09/13 06:00	250
1,1,2-Trichloroethane	ND		250	58	ug/L			04/09/13 06:00	250
1,1-Dichloroethane	**1200**		95	95	ug/L			04/09/13 06:00	250
1,1-Dichloroethene	ND		250	73	ug/L			04/09/13 06:00	250
1,2,4-Trichlorobenzene	ND		250	100	ug/L			04/09/13 06:00	250
1,2-Dibromo-3-Chloropropane	ND		250	98	ug/L			04/09/13 06:00	250
1,2-Dibromoethane	ND		250	180	ug/L			04/09/13 06:00	250
1,2-Dichlorobenzene	ND		200	200	ug/L			04/09/13 06:00	250
1,2-Dichloroethane	ND		250	53	ug/L			04/09/13 06:00	250
1,2-Dichloropropane	ND		250	180	ug/L			04/09/13 06:00	250
1,3-Dichlorobenzene	ND		200	200	ug/L			04/09/13 06:00	250
1,4-Dichlorobenzene	ND		210	210	ug/L			04/09/13 06:00	250
2-Butanone (MEK)	ND		2500	330	ug/L			04/09/13 06:00	250

Client Sample ID: A2-PZ-1

Lab Sample ID: 480-35768-16

Date Collected: 04/03/13 13:25

Matrix: Water

Date Received: 04/08/13 01:30

Method: 8260B - Volatile Organic Compounds (GC/MS) (Continued)

Analyte	Result	Qualifier	RL	MDL	Unit	D	Prepared	Analyzed	Dil Fac
2-Hexanone	ND		1300	310	ug/L			04/09/13 06:00	250
4-Methyl-2-pentanone (MIBK)	ND		1300	530	ug/L			04/09/13 06:00	250
Acetone	ND		2500	750	ug/L			04/09/13 06:00	250
Benzene	ND		100	100	ug/L			04/09/13 06:00	250
Bromodichloromethane	ND		250	98	ug/L			04/09/13 06:00	250
Bromoform	ND		250	65	ug/L			04/09/13 06:00	250
Bromomethane	ND		250	170	ug/L			04/09/13 06:00	250
Carbon disulfide	ND		250	48	ug/L			04/09/13 06:00	250
Carbon tetrachloride	ND		250	68	ug/L			04/09/13 06:00	250
Chlorobenzene	ND		190	190	ug/L			04/09/13 06:00	250
Chloroethane	ND		80	80	ug/L			04/09/13 06:00	250
Chloroform	ND		250	85	ug/L			04/09/13 06:00	250
Chloromethane	ND		250	88	ug/L			04/09/13 06:00	250
cis-1,2-Dichloroethene	**19000**		200	200	ug/L			04/09/13 06:00	250
cis-1,3-Dichloropropene	ND		250	90	ug/L			04/09/13 06:00	250
Cyclohexane	ND		250	45	ug/L			04/09/13 06:00	250
Dibromochloromethane	ND		250	80	ug/L			04/09/13 06:00	250
Dichlorodifluoromethane	ND		250	170	ug/L			04/09/13 06:00	250
Ethylbenzene	ND		190	190	ug/L			04/09/13 06:00	250
Isopropylbenzene	ND		250	200	ug/L			04/09/13 06:00	250
Methyl acetate	ND	*	250	130	ug/L			04/09/13 06:00	250
Methyl tert-butyl ether	ND		250	40	ug/L			04/09/13 06:00	250
Methylcyclohexane	ND		250	40	ug/L			04/09/13 06:00	250
Methylene Chloride	ND		250	110	ug/L			04/09/13 06:00	250
m-Xylene & p-Xylene	ND		250	170	ug/L			04/09/13 06:00	250
o-Xylene	ND		190	190	ug/L			04/09/13 06:00	250
Styrene	ND		250	180	ug/L			04/09/13 06:00	250
Tetrachloroethene	ND		90	90	ug/L			04/09/13 06:00	250
Toluene	ND		130	130	ug/L			04/09/13 06:00	250
trans-1,2-Dichloroethene	ND		230	230	ug/L			04/09/13 06:00	250
trans-1,3-Dichloropropene	ND		250	93	ug/L			04/09/13 06:00	250
Trichloroethene	**2300**		120	120	ug/L			04/09/13 06:00	250
Trichlorofluoromethane	ND		250	220	ug/L			04/09/13 06:00	250
Vinyl chloride	**900**		250	230	ug/L			04/09/13 06:00	250
Xylenes, Total	ND		250	170	ug/L			04/09/13 06:00	250

Surrogate	*%Recovery*	*Qualifier*	*Limits*	*Prepared*	*Analyzed*	*Dil Fac*
1,2-Dichloroethane-d4 (Surr)	*110*		*66 - 137*		*04/09/13 06:00*	*250*
4-Bromofluorobenzene (Surr)	*100*		*73 - 120*		*04/09/13 06:00*	*250*
Toluene-d8 (Surr)	*102*		*71 - 126*		*04/09/13 06:00*	*250*

Client Sample ID: A2-PZ-2

Lab Sample ID: 480-35768-17

Date Collected: 04/03/13 11:50

Matrix: Water

Date Received: 04/08/13 01:30

Method: 8260B - Volatile Organic Compounds (GC/MS)

Analyte	Result	Qualifier	RL	MDL	Unit	D	Prepared	Analyzed	Dil Fac
1,1,1-Trichloroethane	ND		4.1	4.1	ug/L			04/09/13 17:14	5
1,1,2,2-Tetrachloroethane	ND		5.0	1.1	ug/L			04/09/13 17:14	5
1,1,2-Trichloro-1,2,2-trifluoroethane	ND		5.0	1.6	ug/L			04/09/13 17:14	5

Client Sample ID: A2-PZ-2

Date Collected: 04/03/13 11:50
Date Received: 04/08/13 01:30

Lab Sample ID: 480-35768-17

Matrix: Water

Method: 8260B - Volatile Organic Compounds (GC/MS) (Continued)

Analyte	Result	Qualifier	RL	MDL	Unit	D	Prepared	Analyzed	Dil Fac
1,1,2-Trichloroethane	ND		5.0	1.2	ug/L			04/09/13 17:14	5
1,1-Dichloroethane	**7.2**		1.9	1.9	ug/L			04/09/13 17:14	5
1,1-Dichloroethene	ND		5.0	1.5	ug/L			04/09/13 17:14	5
1,2,4-Trichlorobenzene	ND		5.0	2.1	ug/L			04/09/13 17:14	5
1,2-Dibromo-3-Chloropropane	ND		5.0	2.0	ug/L			04/09/13 17:14	5
1,2-Dibromoethane	ND		5.0	3.7	ug/L			04/09/13 17:14	5
1,2-Dichlorobenzene	ND		4.0	4.0	ug/L			04/09/13 17:14	5
1,2-Dichloroethane	ND		5.0	1.1	ug/L			04/09/13 17:14	5
1,2-Dichloropropane	ND		5.0	3.6	ug/L			04/09/13 17:14	5
1,3-Dichlorobenzene	ND		3.9	3.9	ug/L			04/09/13 17:14	5
1,4-Dichlorobenzene	ND		4.2	4.2	ug/L			04/09/13 17:14	5
2-Butanone (MEK)	ND		50	6.6	ug/L			04/09/13 17:14	5
2-Hexanone	ND		25	6.2	ug/L			04/09/13 17:14	5
4-Methyl-2-pentanone (MIBK)	ND		25	11	ug/L			04/09/13 17:14	5
Acetone	ND		50	15	ug/L			04/09/13 17:14	5
Benzene	ND		2.1	2.1	ug/L			04/09/13 17:14	5
Bromodichloromethane	ND		5.0	2.0	ug/L			04/09/13 17:14	5
Bromoform	ND		5.0	1.3	ug/L			04/09/13 17:14	5
Bromomethane	ND		5.0	3.5	ug/L			04/09/13 17:14	5
Carbon disulfide	**0.97**	**J**	5.0	0.95	ug/L			04/09/13 17:14	5
Carbon tetrachloride	ND		5.0	1.4	ug/L			04/09/13 17:14	5
Chlorobenzene	ND		3.8	3.8	ug/L			04/09/13 17:14	5
Chloroethane	ND		1.6	1.6	ug/L			04/09/13 17:14	5
Chloroform	ND		5.0	1.7	ug/L			04/09/13 17:14	5
Chloromethane	ND		5.0	1.8	ug/L			04/09/13 17:14	5
cis-1,2-Dichloroethene	**150**		4.1	4.1	ug/L			04/09/13 17:14	5
cis-1,3-Dichloropropene	ND		5.0	1.8	ug/L			04/09/13 17:14	5
Cyclohexane	ND		5.0	0.90	ug/L			04/09/13 17:14	5
Dibromochloromethane	ND		5.0	1.6	ug/L			04/09/13 17:14	5
Dichlorodifluoromethane	ND	*	5.0	3.4	ug/L			04/09/13 17:14	5
Ethylbenzene	ND		3.7	3.7	ug/L			04/09/13 17:14	5
Isopropylbenzene	ND		5.0	4.0	ug/L			04/09/13 17:14	5
Methyl acetate	ND	*	5.0	2.5	ug/L			04/09/13 17:14	5
Methyl tert-butyl ether	ND		5.0	0.80	ug/L			04/09/13 17:14	5
Methylcyclohexane	ND		5.0	0.80	ug/L			04/09/13 17:14	5
Methylene Chloride	ND		5.0	2.2	ug/L			04/09/13 17:14	5
m-Xylene & p-Xylene	ND		5.0	3.3	ug/L			04/09/13 17:14	5
o-Xylene	ND		3.8	3.8	ug/L			04/09/13 17:14	5
Styrene	ND		5.0	3.7	ug/L			04/09/13 17:14	5
Tetrachloroethene	**1200**	**E**	1.8	1.8	ug/L			04/09/13 17:14	5
Toluene	ND		2.6	2.6	ug/L			04/09/13 17:14	5
trans-1,2-Dichloroethene	ND		4.5	4.5	ug/L			04/09/13 17:14	5
trans-1,3-Dichloropropene	ND		5.0	1.9	ug/L			04/09/13 17:14	5
Trichloroethene	**390**		2.3	2.3	ug/L			04/09/13 17:14	5
Trichlorofluoromethane	ND		5.0	4.4	ug/L			04/09/13 17:14	5
Vinyl chloride	**6.7**		5.0	4.5	ug/L			04/09/13 17:14	5
Xylenes, Total	ND		5.0	3.3	ug/L			04/09/13 17:14	5

Surrogate	*%Recovery*	*Qualifier*	*Limits*	*Prepared*	*Analyzed*	*Dil Fac*
1,2-Dichloroethane-d4 (Surr)	*114*		*66 - 137*		*04/09/13 17:14*	*5*

Client Sample ID: A2-PZ-2

Date Collected: 04/03/13 11:50
Date Received: 04/08/13 01:30

Lab Sample ID: 480-35768-17

Matrix: Water

Method: 8260B - Volatile Organic Compounds (GC/MS) (Continued)

Surrogate	*%Recovery*	*Qualifier*	*Limits*	*Prepared*	*Analyzed*	*Dil Fac*
4-Bromofluorobenzene (Surr)	*103*		*73 - 120*		*04/09/13 17:14*	*5*
Toluene-d8 (Surr)	*104*		*71 - 126*		*04/09/13 17:14*	*5*

Method: 8260B - Volatile Organic Compounds (GC/MS) - DL

Analyte	Result	Qualifier	RL	MDL	Unit	D	Prepared	Analyzed	Dil Fac
1,1,1-Trichloroethane	ND		16	16	ug/L			04/10/13 15:18	20
1,1,2,2-Tetrachloroethane	ND		20	4.2	ug/L			04/10/13 15:18	20
1,1,2-Trichloro-1,2,2-trifluoroethane	ND		20	6.2	ug/L			04/10/13 15:18	20
1,1,2-Trichloroethane	ND		20	4.6	ug/L			04/10/13 15:18	20
1,1-Dichloroethane	ND		7.6	7.6	ug/L			04/10/13 15:18	20
1,1-Dichloroethene	ND		20	5.8	ug/L			04/10/13 15:18	20
1,2,4-Trichlorobenzene	ND		20	8.2	ug/L			04/10/13 15:18	20
1,2-Dibromo-3-Chloropropane	ND		20	7.8	ug/L			04/10/13 15:18	20
1,2-Dibromoethane	ND		20	15	ug/L			04/10/13 15:18	20
1,2-Dichlorobenzene	ND		16	16	ug/L			04/10/13 15:18	20
1,2-Dichloroethane	ND		20	4.2	ug/L			04/10/13 15:18	20
1,2-Dichloropropane	ND		20	14	ug/L			04/10/13 15:18	20
1,3-Dichlorobenzene	ND		16	16	ug/L			04/10/13 15:18	20
1,4-Dichlorobenzene	ND		17	17	ug/L			04/10/13 15:18	20
2-Butanone (MEK)	ND		200	26	ug/L			04/10/13 15:18	20
2-Hexanone	ND		100	25	ug/L			04/10/13 15:18	20
4-Methyl-2-pentanone (MIBK)	ND		100	42	ug/L			04/10/13 15:18	20
Acetone	ND		200	60	ug/L			04/10/13 15:18	20
Benzene	ND		8.2	8.2	ug/L			04/10/13 15:18	20
Bromodichloromethane	ND		20	7.8	ug/L			04/10/13 15:18	20
Bromoform	ND		20	5.2	ug/L			04/10/13 15:18	20
Bromomethane	ND		20	14	ug/L			04/10/13 15:18	20
Carbon disulfide	ND		20	3.8	ug/L			04/10/13 15:18	20
Carbon tetrachloride	ND		20	5.4	ug/L			04/10/13 15:18	20
Chlorobenzene	ND		15	15	ug/L			04/10/13 15:18	20
Chloroethane	ND		6.4	6.4	ug/L			04/10/13 15:18	20
Chloroform	ND		20	6.8	ug/L			04/10/13 15:18	20
Chloromethane	ND		20	7.0	ug/L			04/10/13 15:18	20
cis-1,2-Dichloroethene	**72**		16	16	ug/L			04/10/13 15:18	20
cis-1,3-Dichloropropene	ND		20	7.2	ug/L			04/10/13 15:18	20
Cyclohexane	ND		20	3.6	ug/L			04/10/13 15:18	20
Dibromochloromethane	ND		20	6.4	ug/L			04/10/13 15:18	20
Dichlorodifluoromethane	ND		20	14	ug/L			04/10/13 15:18	20
Ethylbenzene	ND		15	15	ug/L			04/10/13 15:18	20
Isopropylbenzene	ND		20	16	ug/L			04/10/13 15:18	20
Methyl acetate	ND	*	20	10	ug/L			04/10/13 15:18	20
Methyl tert-butyl ether	ND		20	3.2	ug/L			04/10/13 15:18	20
Methylcyclohexane	ND		20	3.2	ug/L			04/10/13 15:18	20
Methylene Chloride	**10**	**J**	20	8.8	ug/L			04/10/13 15:18	20
m-Xylene & p-Xylene	ND		20	13	ug/L			04/10/13 15:18	20
o-Xylene	ND		15	15	ug/L			04/10/13 15:18	20
Styrene	ND		20	15	ug/L			04/10/13 15:18	20
Tetrachloroethene	**440**		7.2	7.2	ug/L			04/10/13 15:18	20
Toluene	ND		10	10	ug/L			04/10/13 15:18	20

Client Sample ID: A2-PZ-2

Lab Sample ID: 480-35768-17

Date Collected: 04/03/13 11:50

Matrix: Water

Date Received: 04/08/13 01:30

Method: 8260B - Volatile Organic Compounds (GC/MS) - DL (Continued)

Analyte	Result	Qualifier	RL	MDL	Unit	D	Prepared	Analyzed	Dil Fac
trans-1,2-Dichloroethene	ND		18	18	ug/L			04/10/13 15:18	20
trans-1,3-Dichloropropene	ND		20	7.4	ug/L			04/10/13 15:18	20
Trichloroethene	**180**		9.2	9.2	ug/L			04/10/13 15:18	20
Trichlorofluoromethane	ND		20	18	ug/L			04/10/13 15:18	20
Vinyl chloride	ND		20	18	ug/L			04/10/13 15:18	20
Xylenes, Total	ND		20	13	ug/L			04/10/13 15:18	20

Surrogate	*%Recovery*	*Qualifier*	*Limits*	*Prepared*	*Analyzed*	*Dil Fac*
1,2-Dichloroethane-d4 (Surr)	*101*		*66 - 137*		*04/10/13 15:18*	*20*
4-Bromofluorobenzene (Surr)	*98*		*73 - 120*		*04/10/13 15:18*	*20*
Toluene-d8 (Surr)	*101*		*71 - 126*		*04/10/13 15:18*	*20*

Client Sample ID: DUP-040313

Lab Sample ID: 480-35768-18

Date Collected: 04/03/13 00:00

Matrix: Water

Date Received: 04/08/13 01:30

Method: 8260B - Volatile Organic Compounds (GC/MS)

Analyte	Result	Qualifier	RL	MDL	Unit	D	Prepared	Analyzed	Dil Fac
1,1,1-Trichloroethane	ND		0.82	0.82	ug/L			04/09/13 17:37	1
1,1,2,2-Tetrachloroethane	ND		1.0	0.21	ug/L			04/09/13 17:37	1
1,1,2-Trichloro-1,2,2-trifluoroethane	ND		1.0	0.31	ug/L			04/09/13 17:37	1
1,1,2-Trichloroethane	ND		1.0	0.23	ug/L			04/09/13 17:37	1
1,1-Dichloroethane	**2.4**		0.38	0.38	ug/L			04/09/13 17:37	1
1,1-Dichloroethene	ND		1.0	0.29	ug/L			04/09/13 17:37	1
1,2,4-Trichlorobenzene	ND		1.0	0.41	ug/L			04/09/13 17:37	1
1,2-Dibromo-3-Chloropropane	ND		1.0	0.39	ug/L			04/09/13 17:37	1
1,2-Dibromoethane	ND		1.0	0.73	ug/L			04/09/13 17:37	1
1,2-Dichlorobenzene	ND		0.79	0.79	ug/L			04/09/13 17:37	1
1,2-Dichloroethane	ND		1.0	0.21	ug/L			04/09/13 17:37	1
1,2-Dichloropropane	ND		1.0	0.72	ug/L			04/09/13 17:37	1
1,3-Dichlorobenzene	ND		0.78	0.78	ug/L			04/09/13 17:37	1
1,4-Dichlorobenzene	ND		0.84	0.84	ug/L			04/09/13 17:37	1
2-Butanone (MEK)	ND		10	1.3	ug/L			04/09/13 17:37	1
2-Hexanone	ND		5.0	1.2	ug/L			04/09/13 17:37	1
4-Methyl-2-pentanone (MIBK)	ND		5.0	2.1	ug/L			04/09/13 17:37	1
Acetone	ND		10	3.0	ug/L			04/09/13 17:37	1
Benzene	ND		0.41	0.41	ug/L			04/09/13 17:37	1
Bromodichloromethane	ND		1.0	0.39	ug/L			04/09/13 17:37	1
Bromoform	ND		1.0	0.26	ug/L			04/09/13 17:37	1
Bromomethane	ND		1.0	0.69	ug/L			04/09/13 17:37	1
Carbon disulfide	ND		1.0	0.19	ug/L			04/09/13 17:37	1
Carbon tetrachloride	ND		1.0	0.27	ug/L			04/09/13 17:37	1
Chlorobenzene	ND		0.75	0.75	ug/L			04/09/13 17:37	1
Chloroethane	ND		0.32	0.32	ug/L			04/09/13 17:37	1
Chloroform	ND		1.0	0.34	ug/L			04/09/13 17:37	1
Chloromethane	ND		1.0	0.35	ug/L			04/09/13 17:37	1
cis-1,2-Dichloroethene	**20**		0.81	0.81	ug/L			04/09/13 17:37	1
cis-1,3-Dichloropropene	ND		1.0	0.36	ug/L			04/09/13 17:37	1
Cyclohexane	ND		1.0	0.18	ug/L			04/09/13 17:37	1
Dibromochloromethane	**0.95**	**J**	1.0	0.32	ug/L			04/09/13 17:37	1

Client: ARCADIS U.S. Inc
Project/Site: Lockheed Martin Corporation

TestAmerica Job ID: 480-35768-1

Client Sample ID: DUP-040313
Date Collected: 04/03/13 00:00
Date Received: 04/08/13 01:30

Lab Sample ID: 480-35768-18
Matrix: Water

Method: 8260B - Volatile Organic Compounds (GC/MS) (Continued)

Analyte	Result	Qualifier	RL	MDL	Unit	D	Prepared	Analyzed	Dil Fac
Dichlorodifluoromethane	ND	*	1.0	0.68	ug/L			04/09/13 17:37	1
Ethylbenzene	ND		0.74	0.74	ug/L			04/09/13 17:37	1
Isopropylbenzene	ND		1.0	0.79	ug/L			04/09/13 17:37	1
Methyl acetate	ND	*	1.0	0.50	ug/L			04/09/13 17:37	1
Methyl tert-butyl ether	ND		1.0	0.16	ug/L			04/09/13 17:37	1
Methylcyclohexane	ND		1.0	0.16	ug/L			04/09/13 17:37	1
Methylene Chloride	ND		1.0	0.44	ug/L			04/09/13 17:37	1
m-Xylene & p-Xylene	ND		1.0	0.66	ug/L			04/09/13 17:37	1
o-Xylene	ND		0.76	0.76	ug/L			04/09/13 17:37	1
Styrene	ND		1.0	0.73	ug/L			04/09/13 17:37	1
Tetrachloroethene	**78**		0.36	0.36	ug/L			04/09/13 17:37	1
Toluene	ND		0.51	0.51	ug/L			04/09/13 17:37	1
trans-1,2-Dichloroethene	ND		0.90	0.90	ug/L			04/09/13 17:37	1
trans-1,3-Dichloropropene	ND		1.0	0.37	ug/L			04/09/13 17:37	1
Trichloroethene	**14**		0.46	0.46	ug/L			04/09/13 17:37	1
Trichlorofluoromethane	ND		1.0	0.88	ug/L			04/09/13 17:37	1
Vinyl chloride	**1.0**		1.0	0.90	ug/L			04/09/13 17:37	1
Xylenes, Total	ND		1.0	0.66	ug/L			04/09/13 17:37	1

Surrogate	*%Recovery*	*Qualifier*	*Limits*	*Prepared*	*Analyzed*	*Dil Fac*
1,2-Dichloroethane-d4 (Surr)	*111*		*66 - 137*		*04/09/13 17:37*	*1*
4-Bromofluorobenzene (Surr)	*102*		*73 - 120*		*04/09/13 17:37*	*1*
Toluene-d8 (Surr)	*102*		*71 - 126*		*04/09/13 17:37*	*1*

Method: 8260B - Volatile Organic Compounds (GC/MS)

Lab Sample ID: MB 480-111594/5
Matrix: Water
Analysis Batch: 111594

Client Sample ID: Method Blank
Prep Type: Total/NA

Analyte	MB Result	MB Qualifier	RL	MDL	Unit	D	Prepared	Analyzed	Dil Fac
1,1,1-Trichloroethane	ND		0.82	0.82	ug/L			04/08/13 22:10	1
1,1,2,2-Tetrachloroethane	ND		1.0	0.21	ug/L			04/08/13 22:10	1
1,1,2-Trichloro-1,2,2-trifluoroethane	ND		1.0	0.31	ug/L			04/08/13 22:10	1
1,1,2-Trichloroethane	ND		1.0	0.23	ug/L			04/08/13 22:10	1
1,1-Dichloroethane	ND		0.38	0.38	ug/L			04/08/13 22:10	1
1,1-Dichloroethene	ND		1.0	0.29	ug/L			04/08/13 22:10	1
1,2,4-Trichlorobenzene	ND		1.0	0.41	ug/L			04/08/13 22:10	1
1,2-Dibromo-3-Chloropropane	ND		1.0	0.39	ug/L			04/08/13 22:10	1
1,2-Dibromoethane	ND		1.0	0.73	ug/L			04/08/13 22:10	1
1,2-Dichlorobenzene	ND		0.79	0.79	ug/L			04/08/13 22:10	1
1,2-Dichloroethane	ND		1.0	0.21	ug/L			04/08/13 22:10	1
1,2-Dichloropropane	ND		1.0	0.72	ug/L			04/08/13 22:10	1
1,3-Dichlorobenzene	ND		0.78	0.78	ug/L			04/08/13 22:10	1
1,4-Dichlorobenzene	ND		0.84	0.84	ug/L			04/08/13 22:10	1
2-Butanone (MEK)	ND		10	1.3	ug/L			04/08/13 22:10	1
2-Hexanone	ND		5.0	1.2	ug/L			04/08/13 22:10	1
4-Methyl-2-pentanone (MIBK)	ND		5.0	2.1	ug/L			04/08/13 22:10	1
Acetone	ND		10	3.0	ug/L			04/08/13 22:10	1
Benzene	ND		0.41	0.41	ug/L			04/08/13 22:10	1
Bromodichloromethane	ND		1.0	0.39	ug/L			04/08/13 22:10	1
Bromoform	ND		1.0	0.26	ug/L			04/08/13 22:10	1
Bromomethane	ND		1.0	0.69	ug/L			04/08/13 22:10	1
Carbon disulfide	ND		1.0	0.19	ug/L			04/08/13 22:10	1
Carbon tetrachloride	ND		1.0	0.27	ug/L			04/08/13 22:10	1
Chlorobenzene	ND		0.75	0.75	ug/L			04/08/13 22:10	1
Chloroethane	ND		0.32	0.32	ug/L			04/08/13 22:10	1
Chloroform	ND		1.0	0.34	ug/L			04/08/13 22:10	1
Chloromethane	ND		1.0	0.35	ug/L			04/08/13 22:10	1
cis-1,2-Dichloroethene	ND		0.81	0.81	ug/L			04/08/13 22:10	1
cis-1,3-Dichloropropene	ND		1.0	0.36	ug/L			04/08/13 22:10	1
Cyclohexane	ND		1.0	0.18	ug/L			04/08/13 22:10	1
Dibromochloromethane	ND		1.0	0.32	ug/L			04/08/13 22:10	1
Dichlorodifluoromethane	ND		1.0	0.68	ug/L			04/08/13 22:10	1
Ethylbenzene	ND		0.74	0.74	ug/L			04/08/13 22:10	1
Isopropylbenzene	ND		1.0	0.79	ug/L			04/08/13 22:10	1
Methyl acetate	ND		1.0	0.50	ug/L			04/08/13 22:10	1
Methyl tert-butyl ether	ND		1.0	0.16	ug/L			04/08/13 22:10	1
Methylcyclohexane	ND		1.0	0.16	ug/L			04/08/13 22:10	1
Methylene Chloride	ND		1.0	0.44	ug/L			04/08/13 22:10	1
m-Xylene & p-Xylene	ND		1.0	0.66	ug/L			04/08/13 22:10	1
o-Xylene	ND		0.76	0.76	ug/L			04/08/13 22:10	1
Styrene	ND		1.0	0.73	ug/L			04/08/13 22:10	1
Tetrachloroethene	ND		0.36	0.36	ug/L			04/08/13 22:10	1
Toluene	ND		0.51	0.51	ug/L			04/08/13 22:10	1
trans-1,2-Dichloroethene	ND		0.90	0.90	ug/L			04/08/13 22:10	1
trans-1,3-Dichloropropene	ND		1.0	0.37	ug/L			04/08/13 22:10	1
Trichloroethene	ND		0.46	0.46	ug/L			04/08/13 22:10	1
Trichlorofluoromethane	ND		1.0	0.88	ug/L			04/08/13 22:10	1

Method: 8260B - Volatile Organic Compounds (GC/MS) (Continued)

Lab Sample ID: MB 480-111594/5
Matrix: Water
Analysis Batch: 111594

Client Sample ID: Method Blank
Prep Type: Total/NA

Analyte	MB Result	MB Qualifier	RL	MDL	Unit	D	Prepared	Analyzed	Dil Fac
Vinyl chloride	ND		1.0	0.90	ug/L			04/08/13 22:10	1
Xylenes, Total	ND		1.0	0.66	ug/L			04/08/13 22:10	1

Surrogate	*MB %Recovery*	*MB Qualifier*	*Limits*	*Prepared*	*Analyzed*	*Dil Fac*
1,2-Dichloroethane-d4 (Surr)	*105*		*66 - 137*		*04/08/13 22:10*	*1*
4-Bromofluorobenzene (Surr)	*105*		*73 - 120*		*04/08/13 22:10*	*1*
Toluene-d8 (Surr)	*106*		*71 - 126*		*04/08/13 22:10*	*1*

Lab Sample ID: LCS 480-111594/28
Matrix: Water
Analysis Batch: 111594

Client Sample ID: Lab Control Sample
Prep Type: Total/NA

Analyte	Spike Added	LCS Result	LCS Qualifier	Unit	D	%Rec	%Rec. Limits
1,1,1-Trichloroethane	25.0	26.2		ug/L		105	73 - 126
1,1-Dichloroethane	25.0	24.9		ug/L		100	71 - 129
1,1-Dichloroethene	25.0	23.4		ug/L		93	58 - 121
1,2-Dichlorobenzene	25.0	25.9		ug/L		104	80 - 124
1,2-Dichloroethane	25.0	25.2		ug/L		101	75 - 127
1,3-Dichlorobenzene	25.0	25.8		ug/L		103	77 - 120
1,4-Dichlorobenzene	25.0	25.3		ug/L		101	75 - 120
Benzene	25.0	24.7		ug/L		99	71 - 124
Chlorobenzene	25.0	25.0		ug/L		100	72 - 120
Chloroethane	25.0	22.6		ug/L		91	69 - 136
cis-1,2-Dichloroethene	25.0	25.8		ug/L		103	74 - 124
Cyclohexane	25.0	28.6		ug/L		115	65 - 126
Ethylbenzene	25.0	25.3		ug/L		101	77 - 123
Methyl tert-butyl ether	25.0	22.4		ug/L		89	64 - 127
m-Xylene & p-Xylene	50.0	51.7		ug/L		103	76 - 122
o-Xylene	25.0	25.3		ug/L		101	76 - 122
Tetrachloroethene	25.0	26.1		ug/L		104	74 - 122
Toluene	25.0	25.6		ug/L		102	80 - 122
trans-1,2-Dichloroethene	25.0	24.0		ug/L		96	73 - 127
Trichloroethene	25.0	25.1		ug/L		100	74 - 123
Vinyl chloride	25.0	23.3		ug/L		93	65 - 133
Xylenes, Total	75.0	77.0		ug/L		103	76 - 122

Surrogate	*LCS %Recovery*	*LCS Qualifier*	*Limits*
1,2-Dichloroethane-d4 (Surr)	*103*		*66 - 137*
4-Bromofluorobenzene (Surr)	*101*		*73 - 120*
Toluene-d8 (Surr)	*103*		*71 - 126*

Lab Sample ID: MB 480-111674/5
Matrix: Water
Analysis Batch: 111674

Client Sample ID: Method Blank
Prep Type: Total/NA

Analyte	MB Result	MB Qualifier	RL	MDL	Unit	D	Prepared	Analyzed	Dil Fac
1,1,1-Trichloroethane	ND		0.82	0.82	ug/L			04/09/13 10:28	1
1,1,2,2-Tetrachloroethane	ND		1.0	0.21	ug/L			04/09/13 10:28	1

Method: 8260B - Volatile Organic Compounds (GC/MS) (Continued)

Lab Sample ID: MB 480-111674/5
Matrix: Water
Analysis Batch: 111674

Client Sample ID: Method Blank
Prep Type: Total/NA

Analyte	MB Result	MB Qualifier	RL	MDL	Unit	D	Prepared	Analyzed	Dil Fac
1,1,2-Trichloro-1,2,2-trifluoroethane	ND		1.0	0.31	ug/L			04/09/13 10:28	1
1,1,2-Trichloroethane	ND		1.0	0.23	ug/L			04/09/13 10:28	1
1,1-Dichloroethane	ND		0.38	0.38	ug/L			04/09/13 10:28	1
1,1-Dichloroethene	ND		1.0	0.29	ug/L			04/09/13 10:28	1
1,2,4-Trichlorobenzene	ND		1.0	0.41	ug/L			04/09/13 10:28	1
1,2-Dibromo-3-Chloropropane	ND		1.0	0.39	ug/L			04/09/13 10:28	1
1,2-Dibromoethane	ND		1.0	0.73	ug/L			04/09/13 10:28	1
1,2-Dichlorobenzene	ND		0.79	0.79	ug/L			04/09/13 10:28	1
1,2-Dichloroethane	ND		1.0	0.21	ug/L			04/09/13 10:28	1
1,2-Dichloropropane	ND		1.0	0.72	ug/L			04/09/13 10:28	1
1,3-Dichlorobenzene	ND		0.78	0.78	ug/L			04/09/13 10:28	1
1,4-Dichlorobenzene	ND		0.84	0.84	ug/L			04/09/13 10:28	1
2-Butanone (MEK)	ND		10	1.3	ug/L			04/09/13 10:28	1
2-Hexanone	ND		5.0	1.2	ug/L			04/09/13 10:28	1
4-Methyl-2-pentanone (MIBK)	ND		5.0	2.1	ug/L			04/09/13 10:28	1
Acetone	ND		10	3.0	ug/L			04/09/13 10:28	1
Benzene	ND		0.41	0.41	ug/L			04/09/13 10:28	1
Bromodichloromethane	ND		1.0	0.39	ug/L			04/09/13 10:28	1
Bromoform	ND		1.0	0.26	ug/L			04/09/13 10:28	1
Bromomethane	ND		1.0	0.69	ug/L			04/09/13 10:28	1
Carbon disulfide	ND		1.0	0.19	ug/L			04/09/13 10:28	1
Carbon tetrachloride	ND		1.0	0.27	ug/L			04/09/13 10:28	1
Chlorobenzene	ND		0.75	0.75	ug/L			04/09/13 10:28	1
Chloroethane	ND		0.32	0.32	ug/L			04/09/13 10:28	1
Chloroform	ND		1.0	0.34	ug/L			04/09/13 10:28	1
Chloromethane	ND		1.0	0.35	ug/L			04/09/13 10:28	1
cis-1,2-Dichloroethene	ND		0.81	0.81	ug/L			04/09/13 10:28	1
cis-1,3-Dichloropropene	ND		1.0	0.36	ug/L			04/09/13 10:28	1
Cyclohexane	ND		1.0	0.18	ug/L			04/09/13 10:28	1
Dibromochloromethane	ND		1.0	0.32	ug/L			04/09/13 10:28	1
Dichlorodifluoromethane	ND		1.0	0.68	ug/L			04/09/13 10:28	1
Ethylbenzene	ND		0.74	0.74	ug/L			04/09/13 10:28	1
Isopropylbenzene	ND		1.0	0.79	ug/L			04/09/13 10:28	1
Methyl acetate	ND		1.0	0.50	ug/L			04/09/13 10:28	1
Methyl tert-butyl ether	ND		1.0	0.16	ug/L			04/09/13 10:28	1
Methylcyclohexane	ND		1.0	0.16	ug/L			04/09/13 10:28	1
Methylene Chloride	ND		1.0	0.44	ug/L			04/09/13 10:28	1
m-Xylene & p-Xylene	ND		1.0	0.66	ug/L			04/09/13 10:28	1
o-Xylene	ND		0.76	0.76	ug/L			04/09/13 10:28	1
Styrene	ND		1.0	0.73	ug/L			04/09/13 10:28	1
Tetrachloroethene	ND		0.36	0.36	ug/L			04/09/13 10:28	1
Toluene	ND		0.51	0.51	ug/L			04/09/13 10:28	1
trans-1,2-Dichloroethene	ND		0.90	0.90	ug/L			04/09/13 10:28	1
trans-1,3-Dichloropropene	ND		1.0	0.37	ug/L			04/09/13 10:28	1
Trichloroethene	ND		0.46	0.46	ug/L			04/09/13 10:28	1
Trichlorofluoromethane	ND		1.0	0.88	ug/L			04/09/13 10:28	1
Vinyl chloride	ND		1.0	0.90	ug/L			04/09/13 10:28	1
Xylenes, Total	ND		1.0	0.66	ug/L			04/09/13 10:28	1

Method: 8260B - Volatile Organic Compounds (GC/MS) (Continued)

Lab Sample ID: MB 480-111674/5
Matrix: Water
Analysis Batch: 111674

Client Sample ID: Method Blank
Prep Type: Total/NA

Surrogate	MB %Recovery	MB Qualifier	Limits	Prepared	Analyzed	Dil Fac
1,2-Dichloroethane-d4 (Surr)	109		66 - 137		04/09/13 10:28	1
4-Bromofluorobenzene (Surr)	104		73 - 120		04/09/13 10:28	1
Toluene-d8 (Surr)	106		71 - 126		04/09/13 10:28	1

Lab Sample ID: LCS 480-111674/6
Matrix: Water
Analysis Batch: 111674

Client Sample ID: Lab Control Sample
Prep Type: Total/NA

Analyte	Spike Added	LCS Result	LCS Qualifier	Unit	D	%Rec	%Rec. Limits
1,1,1-Trichloroethane	25.0	27.0		ug/L		108	73 - 126
1,1-Dichloroethane	25.0	25.5		ug/L		102	71 - 129
1,1-Dichloroethene	25.0	23.6		ug/L		94	58 - 121
1,2-Dichlorobenzene	25.0	25.8		ug/L		103	80 - 124
1,2-Dichloroethane	25.0	25.1		ug/L		101	75 - 127
1,3-Dichlorobenzene	25.0	26.0		ug/L		104	77 - 120
1,4-Dichlorobenzene	25.0	25.3		ug/L		101	75 - 120
Benzene	25.0	25.2		ug/L		101	71 - 124
Chlorobenzene	25.0	25.0		ug/L		100	72 - 120
Chloroethane	25.0	27.8		ug/L		111	69 - 136
cis-1,2-Dichloroethene	25.0	25.8		ug/L		103	74 - 124
Cyclohexane	25.0	30.9		ug/L		123	65 - 126
Ethylbenzene	25.0	25.4		ug/L		102	77 - 123
Methyl tert-butyl ether	25.0	24.8		ug/L		99	64 - 127
m-Xylene & p-Xylene	50.0	52.2		ug/L		104	76 - 122
o-Xylene	25.0	25.6		ug/L		102	76 - 122
Tetrachloroethene	25.0	25.7		ug/L		103	74 - 122
Toluene	25.0	25.4		ug/L		102	80 - 122
trans-1,2-Dichloroethene	25.0	25.2		ug/L		101	73 - 127
Trichloroethene	25.0	25.9		ug/L		104	74 - 123
Vinyl chloride	25.0	25.6		ug/L		102	65 - 133
Xylenes, Total	75.0	77.8		ug/L		104	76 - 122

Surrogate	LCS %Recovery	LCS Qualifier	Limits
1,2-Dichloroethane-d4 (Surr)	103		66 - 137
4-Bromofluorobenzene (Surr)	101		73 - 120
Toluene-d8 (Surr)	102		71 - 126

Lab Sample ID: 480-35768-17 MS
Matrix: Water
Analysis Batch: 111674

Client Sample ID: A2-PZ-2
Prep Type: Total/NA

Analyte	Sample Result	Sample Qualifier	Spike Added	MS Result	MS Qualifier	Unit	D	%Rec	%Rec. Limits
1,1,1-Trichloroethane	ND		125	128		ug/L		102	73 - 126
1,1-Dichloroethane	7.2		125	129		ug/L		98	71 - 129
1,1-Dichloroethene	ND		125	ND	F	ug/L		0	58 - 121
1,2-Dichlorobenzene	ND		125	134		ug/L		107	80 - 124
1,2-Dichloroethane	ND		125	ND	F	ug/L		0	75 - 127
1,3-Dichlorobenzene	ND		125	134		ug/L		107	77 - 120

Method: 8260B - Volatile Organic Compounds (GC/MS) (Continued)

Lab Sample ID: 480-35768-17 MS
Matrix: Water
Analysis Batch: 111674

Client Sample ID: A2-PZ-2
Prep Type: Total/NA

Analyte	Sample Result	Sample Qualifier	Spike Added	MS Result	MS Qualifier	Unit	D	%Rec	%Rec. Limits
1,4-Dichlorobenzene	ND		125	129		ug/L		103	75 - 120
Benzene	ND		125	127		ug/L		101	71 - 124
Chlorobenzene	ND		125	130		ug/L		104	72 - 120
Chloroethane	ND		125	114		ug/L		91	69 - 136
cis-1,2-Dichloroethene	150		125	267		ug/L		97	74 - 124
Cyclohexane	ND		125	ND	F	ug/L		0	65 - 126
Ethylbenzene	ND		125	131		ug/L		105	77 - 123
Methyl tert-butyl ether	ND		125	ND	F	ug/L		0	64 - 127
m-Xylene & p-Xylene	ND		250	262		ug/L		105	76 - 122
o-Xylene	ND		125	132		ug/L		106	76 - 122
Tetrachloroethene	1200	E	125	1180	E 4	ug/L		-43	74 - 122
Toluene	ND		125	130		ug/L		104	80 - 122
trans-1,2-Dichloroethene	ND		125	115		ug/L		92	73 - 127
Trichloroethene	390		125	474	F	ug/L		63	74 - 123
Vinyl chloride	6.7		125	110		ug/L		82	65 - 133
Xylenes, Total	ND		375	394		ug/L		105	76 - 122

Surrogate	*MS %Recovery*	*MS Qualifier*	*Limits*
1,2-Dichloroethane-d4 (Surr)	*108*		*66 - 137*
4-Bromofluorobenzene (Surr)	*105*		*73 - 120*
Toluene-d8 (Surr)	*106*		*71 - 126*

Lab Sample ID: 480-35768-17 MSD
Matrix: Water
Analysis Batch: 111674

Client Sample ID: A2-PZ-2
Prep Type: Total/NA

Analyte	Sample Result	Sample Qualifier	Spike Added	MSD Result	MSD Qualifier	Unit	D	%Rec	%Rec. Limits	RPD	RPD Limit
1,1,1-Trichloroethane	ND		125	121		ug/L		97	73 - 126	5	15
1,1-Dichloroethane	7.2		125	122		ug/L		92	71 - 129	6	20
1,1-Dichloroethene	ND		125	ND	F	ug/L		0	58 - 121	NC	16
1,2-Dichlorobenzene	ND		125	128		ug/L		103	80 - 124	4	20
1,2-Dichloroethane	ND		125	ND	F	ug/L		0	75 - 127	NC	20
1,3-Dichlorobenzene	ND		125	129		ug/L		103	77 - 120	4	20
1,4-Dichlorobenzene	ND		125	126		ug/L		101	75 - 120	3	20
Benzene	ND		125	121		ug/L		96	71 - 124	5	13
Chlorobenzene	ND		125	125		ug/L		100	72 - 120	4	25
Chloroethane	ND		125	103		ug/L		82	69 - 136	10	15
cis-1,2-Dichloroethene	150		125	255		ug/L		88	74 - 124	5	15
Cyclohexane	ND		125	ND	F	ug/L		0	65 - 126	NC	20
Ethylbenzene	ND		125	126		ug/L		101	77 - 123	4	15
Methyl tert-butyl ether	ND		125	ND	F	ug/L		0	64 - 127	NC	37
m-Xylene & p-Xylene	ND		250	253		ug/L		101	76 - 122	3	16
o-Xylene	ND		125	125		ug/L		100	76 - 122	6	16
Tetrachloroethene	1200	E	125	1120	E 4	ug/L		-89	74 - 122	5	20
Toluene	ND		125	124		ug/L		99	80 - 122	4	15
trans-1,2-Dichloroethene	ND		125	106		ug/L		85	73 - 127	8	20
Trichloroethene	390		125	451	F	ug/L		45	74 - 123	5	16
Vinyl chloride	6.7		125	103		ug/L		77	65 - 133	6	15

Method: 8260B - Volatile Organic Compounds (GC/MS) (Continued)

Lab Sample ID: 480-35768-17 MSD
Matrix: Water
Analysis Batch: 111674

Client Sample ID: A2-PZ-2
Prep Type: Total/NA

Analyte	Sample Result	Sample Qualifier	Spike Added	MSD Result	MSD Qualifier	Unit	D	%Rec	%Rec. Limits	RPD	RPD Limit
Xylenes, Total	ND		375	378		ug/L		101	76 - 122	4	16

Surrogate	*MSD %Recovery*	*MSD Qualifier*	*Limits*
1,2-Dichloroethane-d4 (Surr)	*106*		*66 - 137*
4-Bromofluorobenzene (Surr)	*106*		*73 - 120*
Toluene-d8 (Surr)	*105*		*71 - 126*

Lab Sample ID: MB 480-111859/5
Matrix: Water
Analysis Batch: 111859

Client Sample ID: Method Blank
Prep Type: Total/NA

Analyte	MB Result	MB Qualifier	RL	MDL	Unit	D	Prepared	Analyzed	Dil Fac
1,1,1-Trichloroethane	ND		0.82	0.82	ug/L			04/10/13 09:09	1
1,1,2,2-Tetrachloroethane	ND		1.0	0.21	ug/L			04/10/13 09:09	1
1,1,2-Trichloro-1,2,2-trifluoroethane	ND		1.0	0.31	ug/L			04/10/13 09:09	1
1,1,2-Trichloroethane	ND		1.0	0.23	ug/L			04/10/13 09:09	1
1,1-Dichloroethane	ND		0.38	0.38	ug/L			04/10/13 09:09	1
1,1-Dichloroethene	ND		1.0	0.29	ug/L			04/10/13 09:09	1
1,2,4-Trichlorobenzene	ND		1.0	0.41	ug/L			04/10/13 09:09	1
1,2-Dibromo-3-Chloropropane	ND		1.0	0.39	ug/L			04/10/13 09:09	1
1,2-Dibromoethane	ND		1.0	0.73	ug/L			04/10/13 09:09	1
1,2-Dichlorobenzene	ND		0.79	0.79	ug/L			04/10/13 09:09	1
1,2-Dichloroethane	ND		1.0	0.21	ug/L			04/10/13 09:09	1
1,2-Dichloropropane	ND		1.0	0.72	ug/L			04/10/13 09:09	1
1,3-Dichlorobenzene	ND		0.78	0.78	ug/L			04/10/13 09:09	1
1,4-Dichlorobenzene	ND		0.84	0.84	ug/L			04/10/13 09:09	1
2-Butanone (MEK)	ND		10	1.3	ug/L			04/10/13 09:09	1
2-Hexanone	ND		5.0	1.2	ug/L			04/10/13 09:09	1
4-Methyl-2-pentanone (MIBK)	ND		5.0	2.1	ug/L			04/10/13 09:09	1
Acetone	ND		10	3.0	ug/L			04/10/13 09:09	1
Benzene	ND		0.41	0.41	ug/L			04/10/13 09:09	1
Bromodichloromethane	ND		1.0	0.39	ug/L			04/10/13 09:09	1
Bromoform	ND		1.0	0.26	ug/L			04/10/13 09:09	1
Bromomethane	ND		1.0	0.69	ug/L			04/10/13 09:09	1
Carbon disulfide	ND		1.0	0.19	ug/L			04/10/13 09:09	1
Carbon tetrachloride	ND		1.0	0.27	ug/L			04/10/13 09:09	1
Chlorobenzene	ND		0.75	0.75	ug/L			04/10/13 09:09	1
Chloroethane	ND		0.32	0.32	ug/L			04/10/13 09:09	1
Chloroform	ND		1.0	0.34	ug/L			04/10/13 09:09	1
Chloromethane	ND		1.0	0.35	ug/L			04/10/13 09:09	1
cis-1,2-Dichloroethene	ND		0.81	0.81	ug/L			04/10/13 09:09	1
cis-1,3-Dichloropropene	ND		1.0	0.36	ug/L			04/10/13 09:09	1
Cyclohexane	ND		1.0	0.18	ug/L			04/10/13 09:09	1
Dibromochloromethane	ND		1.0	0.32	ug/L			04/10/13 09:09	1
Dichlorodifluoromethane	ND		1.0	0.68	ug/L			04/10/13 09:09	1
Ethylbenzene	ND		0.74	0.74	ug/L			04/10/13 09:09	1
Isopropylbenzene	ND		1.0	0.79	ug/L			04/10/13 09:09	1
Methyl acetate	ND		1.0	0.50	ug/L			04/10/13 09:09	1

Method: 8260B - Volatile Organic Compounds (GC/MS) (Continued)

Lab Sample ID: MB 480-111859/5
Matrix: Water
Analysis Batch: 111859

Client Sample ID: Method Blank
Prep Type: Total/NA

Analyte	MB Result	MB Qualifier	RL	MDL	Unit	D	Prepared	Analyzed	Dil Fac
Methyl tert-butyl ether	ND		1.0	0.16	ug/L			04/10/13 09:09	1
Methylcyclohexane	ND		1.0	0.16	ug/L			04/10/13 09:09	1
Methylene Chloride	ND		1.0	0.44	ug/L			04/10/13 09:09	1
m-Xylene & p-Xylene	ND		1.0	0.66	ug/L			04/10/13 09:09	1
o-Xylene	ND		0.76	0.76	ug/L			04/10/13 09:09	1
Styrene	ND		1.0	0.73	ug/L			04/10/13 09:09	1
Tetrachloroethene	ND		0.36	0.36	ug/L			04/10/13 09:09	1
Toluene	ND		0.51	0.51	ug/L			04/10/13 09:09	1
trans-1,2-Dichloroethene	ND		0.90	0.90	ug/L			04/10/13 09:09	1
trans-1,3-Dichloropropene	ND		1.0	0.37	ug/L			04/10/13 09:09	1
Trichloroethene	ND		0.46	0.46	ug/L			04/10/13 09:09	1
Trichlorofluoromethane	ND		1.0	0.88	ug/L			04/10/13 09:09	1
Vinyl chloride	ND		1.0	0.90	ug/L			04/10/13 09:09	1
Xylenes, Total	ND		1.0	0.66	ug/L			04/10/13 09:09	1

Surrogate	*MB %Recovery*	*MB Qualifier*	*Limits*	*Prepared*	*Analyzed*	*Dil Fac*
1,2-Dichloroethane-d4 (Surr)	*102*		*66 - 137*		*04/10/13 09:09*	*1*
4-Bromofluorobenzene (Surr)	*98*		*73 - 120*		*04/10/13 09:09*	*1*
Toluene-d8 (Surr)	*101*		*71 - 126*		*04/10/13 09:09*	*1*

Lab Sample ID: LCS 480-111859/6
Matrix: Water
Analysis Batch: 111859

Client Sample ID: Lab Control Sample
Prep Type: Total/NA

Analyte	Spike Added	LCS Result	LCS Qualifier	Unit	D	%Rec	%Rec. Limits
1,1,1-Trichloroethane	25.0	27.3		ug/L		109	73 - 126
1,1-Dichloroethane	25.0	25.7		ug/L		103	71 - 129
1,1-Dichloroethene	25.0	24.3		ug/L		97	58 - 121
1,2-Dichlorobenzene	25.0	26.8		ug/L		107	80 - 124
1,2-Dichloroethane	25.0	26.2		ug/L		105	75 - 127
1,3-Dichlorobenzene	25.0	26.3		ug/L		105	77 - 120
1,4-Dichlorobenzene	25.0	26.2		ug/L		105	75 - 120
Benzene	25.0	25.9		ug/L		104	71 - 124
Chlorobenzene	25.0	25.9		ug/L		104	72 - 120
Chloroethane	25.0	24.9		ug/L		100	69 - 136
cis-1,2-Dichloroethene	25.0	30.7		ug/L		123	74 - 124
Cyclohexane	25.0	24.8		ug/L		99	65 - 126
Ethylbenzene	25.0	26.1		ug/L		104	77 - 123
Methyl tert-butyl ether	25.0	24.9		ug/L		100	64 - 127
m-Xylene & p-Xylene	50.0	52.7		ug/L		105	76 - 122
o-Xylene	25.0	26.4		ug/L		105	76 - 122
Tetrachloroethene	25.0	26.2		ug/L		105	74 - 122
Toluene	25.0	25.8		ug/L		103	80 - 122
trans-1,2-Dichloroethene	25.0	26.2		ug/L		105	73 - 127
Trichloroethene	25.0	26.8		ug/L		107	74 - 123
Vinyl chloride	25.0	27.1		ug/L		108	65 - 133
Xylenes, Total	75.0	79.1		ug/L		105	76 - 122

Method: 8260B - Volatile Organic Compounds (GC/MS) (Continued)

Lab Sample ID: LCS 480-111859/6
Matrix: Water
Analysis Batch: 111859

Client Sample ID: Lab Control Sample
Prep Type: Total/NA

Surrogate	LCS %Recovery	LCS Qualifier	Limits
1,2-Dichloroethane-d4 (Surr)	100		66 - 137
4-Bromofluorobenzene (Surr)	101		73 - 120
Toluene-d8 (Surr)	99		71 - 126

QC Association Summary

Client: ARCADIS U.S. Inc
Project/Site: Lockheed Martin Corporation

TestAmerica Job ID: 480-35768-1

GC/MS VOA

Analysis Batch: 111594

Lab Sample ID	Client Sample ID	Prep Type	Matrix	Method	Prep Batch
480-35768-1	TRIP BLANK	Total/NA	Water	8260B	
480-35768-2	MW-1	Total/NA	Water	8260B	
480-35768-3	MW-3	Total/NA	Water	8260B	
480-35768-4	MW-5	Total/NA	Water	8260B	
480-35768-5	MW-13S	Total/NA	Water	8260B	
480-35768-6	MW-18	Total/NA	Water	8260B	
480-35768-7	MW-20	Total/NA	Water	8260B	
480-35768-8	MW-21	Total/NA	Water	8260B	
480-35768-10	PZ-6	Total/NA	Water	8260B	
480-35768-11	PZ-7	Total/NA	Water	8260B	
480-35768-12	PZ-8	Total/NA	Water	8260B	
480-35768-13	PZ-11R	Total/NA	Water	8260B	
480-35768-14	PZ-13R	Total/NA	Water	8260B	
480-35768-15	A1-PZ-2	Total/NA	Water	8260B	
480-35768-16	A2-PZ-1	Total/NA	Water	8260B	
LCS 480-111594/28	Lab Control Sample	Total/NA	Water	8260B	
MB 480-111594/5	Method Blank	Total/NA	Water	8260B	

Analysis Batch: 111674

Lab Sample ID	Client Sample ID	Prep Type	Matrix	Method	Prep Batch
480-35768-6 - DL	MW-18	Total/NA	Water	8260B	
480-35768-9	PZ-5	Total/NA	Water	8260B	
480-35768-17	A2-PZ-2	Total/NA	Water	8260B	
480-35768-17 MS	A2-PZ-2	Total/NA	Water	8260B	
480-35768-17 MSD	A2-PZ-2	Total/NA	Water	8260B	
480-35768-18	DUP-040313	Total/NA	Water	8260B	
LCS 480-111674/6	Lab Control Sample	Total/NA	Water	8260B	
MB 480-111674/5	Method Blank	Total/NA	Water	8260B	

Analysis Batch: 111859

Lab Sample ID	Client Sample ID	Prep Type	Matrix	Method	Prep Batch
480-35768-17 - DL	A2-PZ-2	Total/NA	Water	8260B	
LCS 480-111859/6	Lab Control Sample	Total/NA	Water	8260B	
MB 480-111859/5	Method Blank	Total/NA	Water	8260B	

Lab Chronicle

Client: ARCADIS U.S. Inc
Project/Site: Lockheed Martin Corporation

TestAmerica Job ID: 480-35768-1

Client Sample ID: TRIP BLANK — Lab Sample ID: 480-35768-1

Date Collected: 04/04/13 00:00 — **Matrix: Water**
Date Received: 04/08/13 01:30

Prep Type	Batch Type	Batch Method	Run	Dilution Factor	Batch Number	Prepared or Analyzed	Analyst	Lab
Total/NA	Analysis	8260B		1	111594	04/09/13 00:20	TRF	TAL BUF

Client Sample ID: MW-1 — Lab Sample ID: 480-35768-2

Date Collected: 04/03/13 14:45 — **Matrix: Water**
Date Received: 04/08/13 01:30

Prep Type	Batch Type	Batch Method	Run	Dilution Factor	Batch Number	Prepared or Analyzed	Analyst	Lab
Total/NA	Analysis	8260B		1	111594	04/09/13 00:42	TRF	TAL BUF

Client Sample ID: MW-3 — Lab Sample ID: 480-35768-3

Date Collected: 04/04/13 17:15 — **Matrix: Water**
Date Received: 04/08/13 01:30

Prep Type	Batch Type	Batch Method	Run	Dilution Factor	Batch Number	Prepared or Analyzed	Analyst	Lab
Total/NA	Analysis	8260B		1	111594	04/09/13 01:05	TRF	TAL BUF

Client Sample ID: MW-5 — Lab Sample ID: 480-35768-4

Date Collected: 04/04/13 18:05 — **Matrix: Water**
Date Received: 04/08/13 01:30

Prep Type	Batch Type	Batch Method	Run	Dilution Factor	Batch Number	Prepared or Analyzed	Analyst	Lab
Total/NA	Analysis	8260B		1	111594	04/09/13 01:28	TRF	TAL BUF

Client Sample ID: MW-13S — Lab Sample ID: 480-35768-5

Date Collected: 04/04/13 17:50 — **Matrix: Water**
Date Received: 04/08/13 01:30

Prep Type	Batch Type	Batch Method	Run	Dilution Factor	Batch Number	Prepared or Analyzed	Analyst	Lab
Total/NA	Analysis	8260B		1	111594	04/09/13 01:50	TRF	TAL BUF

Client Sample ID: MW-18 — Lab Sample ID: 480-35768-6

Date Collected: 04/03/13 15:12 — **Matrix: Water**
Date Received: 04/08/13 01:30

Prep Type	Batch Type	Batch Method	Run	Dilution Factor	Batch Number	Prepared or Analyzed	Analyst	Lab
Total/NA	Analysis	8260B		5	111594	04/09/13 02:12	TRF	TAL BUF
Total/NA	Analysis	8260B	DL	20	111674	04/09/13 16:29	RL	TAL BUF

Lab Chronicle

Client: ARCADIS U.S. Inc
Project/Site: Lockheed Martin Corporation

TestAmerica Job ID: 480-35768-1

Client Sample ID: MW-20 — Lab Sample ID: 480-35768-7

Date Collected: 04/04/13 12:08 — **Matrix: Water**
Date Received: 04/08/13 01:30

Prep Type	Batch Type	Batch Method	Run	Dilution Factor	Batch Number	Prepared or Analyzed	Analyst	Lab
Total/NA	Analysis	8260B		1	111594	04/09/13 02:35	TRF	TAL BUF

Client Sample ID: MW-21 — Lab Sample ID: 480-35768-8

Date Collected: 04/03/13 17:15 — **Matrix: Water**
Date Received: 04/08/13 01:30

Prep Type	Batch Type	Batch Method	Run	Dilution Factor	Batch Number	Prepared or Analyzed	Analyst	Lab
Total/NA	Analysis	8260B		1	111594	04/09/13 02:58	TRF	TAL BUF

Client Sample ID: PZ-5 — Lab Sample ID: 480-35768-9

Date Collected: 04/04/13 14:45 — **Matrix: Water**
Date Received: 04/08/13 01:30

Prep Type	Batch Type	Batch Method	Run	Dilution Factor	Batch Number	Prepared or Analyzed	Analyst	Lab
Total/NA	Analysis	8260B		1	111674	04/09/13 16:52	RL	TAL BUF

Client Sample ID: PZ-6 — Lab Sample ID: 480-35768-10

Date Collected: 04/04/13 15:20 — **Matrix: Water**
Date Received: 04/08/13 01:30

Prep Type	Batch Type	Batch Method	Run	Dilution Factor	Batch Number	Prepared or Analyzed	Analyst	Lab
Total/NA	Analysis	8260B		1	111594	04/09/13 03:43	TRF	TAL BUF

Client Sample ID: PZ-7 — Lab Sample ID: 480-35768-11

Date Collected: 04/04/13 17:00 — **Matrix: Water**
Date Received: 04/08/13 01:30

Prep Type	Batch Type	Batch Method	Run	Dilution Factor	Batch Number	Prepared or Analyzed	Analyst	Lab
Total/NA	Analysis	8260B		1	111594	04/09/13 04:06	TRF	TAL BUF

Client Sample ID: PZ-8 — Lab Sample ID: 480-35768-12

Date Collected: 04/04/13 14:20 — **Matrix: Water**
Date Received: 04/08/13 01:30

Prep Type	Batch Type	Batch Method	Run	Dilution Factor	Batch Number	Prepared or Analyzed	Analyst	Lab
Total/NA	Analysis	8260B		5	111594	04/09/13 04:29	TRF	TAL BUF

Lab Chronicle

Client: ARCADIS U.S. Inc
Project/Site: Lockheed Martin Corporation

TestAmerica Job ID: 480-35768-1

Client Sample ID: PZ-11R — Lab Sample ID: 480-35768-13

Date Collected: 04/04/13 18:00 — **Matrix: Water**
Date Received: 04/08/13 01:30

Prep Type	Batch Type	Batch Method	Run	Dilution Factor	Batch Number	Prepared or Analyzed	Analyst	Lab
Total/NA	Analysis	8260B		1	111594	04/09/13 04:52	TRF	TAL BUF

Client Sample ID: PZ-13R — Lab Sample ID: 480-35768-14

Date Collected: 04/04/13 18:15 — **Matrix: Water**
Date Received: 04/08/13 01:30

Prep Type	Batch Type	Batch Method	Run	Dilution Factor	Batch Number	Prepared or Analyzed	Analyst	Lab
Total/NA	Analysis	8260B		1	111594	04/09/13 05:14	TRF	TAL BUF

Client Sample ID: A1-PZ-2 — Lab Sample ID: 480-35768-15

Date Collected: 04/04/13 11:05 — **Matrix: Water**
Date Received: 04/08/13 01:30

Prep Type	Batch Type	Batch Method	Run	Dilution Factor	Batch Number	Prepared or Analyzed	Analyst	Lab
Total/NA	Analysis	8260B		1	111594	04/09/13 05:37	TRF	TAL BUF

Client Sample ID: A2-PZ-1 — Lab Sample ID: 480-35768-16

Date Collected: 04/03/13 13:25 — **Matrix: Water**
Date Received: 04/08/13 01:30

Prep Type	Batch Type	Batch Method	Run	Dilution Factor	Batch Number	Prepared or Analyzed	Analyst	Lab
Total/NA	Analysis	8260B		250	111594	04/09/13 06:00	TRF	TAL BUF

Client Sample ID: A2-PZ-2 — Lab Sample ID: 480-35768-17

Date Collected: 04/03/13 11:50 — **Matrix: Water**
Date Received: 04/08/13 01:30

Prep Type	Batch Type	Batch Method	Run	Dilution Factor	Batch Number	Prepared or Analyzed	Analyst	Lab
Total/NA	Analysis	8260B		5	111674	04/09/13 17:14	RL	TAL BUF
Total/NA	Analysis	8260B	DL	20	111859	04/10/13 15:18	RL	TAL BUF

Client Sample ID: DUP-040313 — Lab Sample ID: 480-35768-18

Date Collected: 04/03/13 00:00 — **Matrix: Water**
Date Received: 04/08/13 01:30

Prep Type	Batch Type	Batch Method	Run	Dilution Factor	Batch Number	Prepared or Analyzed	Analyst	Lab
Total/NA	Analysis	8260B		1	111674	04/09/13 17:37	RL	TAL BUF

Laboratory References:

TAL BUF = TestAmerica Buffalo, 10 Hazelwood Drive, Amherst, NY 14228-2298, TEL (716)691-2600

Certification Summary

Client: ARCADIS U.S. Inc
Project/Site: Lockheed Martin Corporation

TestAmerica Job ID: 480-35768-1

Laboratory: TestAmerica Buffalo

All certifications held by this laboratory are listed. Not all certifications are applicable to this report.

Authority	Program	EPA Region	Certification ID	Expiration Date
Arkansas DEQ	State Program	6	88-0686	07-06-13
California	NELAP	9	1169CA	09-30-13
Connecticut	State Program	1	PH-0568	09-30-14
Florida	NELAP	4	E87672	06-30-13
Georgia	State Program	4	N/A	03-31-14
Georgia	State Program	4	956	06-30-13
Georgia	State Program	4	956	06-30-13
Illinois	NELAP	5	200003	09-30-13
Iowa	State Program	7	374	03-15-15
Kansas	NELAP	7	E-10187	01-31-14
Kentucky	State Program	4	90029	12-31-13
Kentucky (UST)	State Program	4	30	04-01-14
Louisiana	NELAP	6	02031	06-30-13
Maine	State Program	1	NY00044	12-04-13
Maryland	State Program	3	294	03-31-13 *
Massachusetts	State Program	1	M-NY044	06-30-13
Michigan	State Program	5	9937	04-01-13 *
Minnesota	NELAP	5	036-999-337	12-31-13
New Hampshire	NELAP	1	2973	09-11-13
New Hampshire	NELAP	1	2337	11-17-13
New Jersey	NELAP	2	NY455	06-30-13
New York	NELAP	2	10026	04-01-14
North Dakota	State Program	8	R-176	03-31-13 *
Oklahoma	State Program	6	9421	08-31-13
Oregon	NELAP	10	NY200003	06-09-13
Pennsylvania	NELAP	3	68-00281	07-31-13
Rhode Island	State Program	1	LAO00328	12-31-13
Tennessee	State Program	4	TN02970	04-01-14
Texas	NELAP	6	T104704412-11-2	07-31-13
USDA	Federal		P330-11-00386	11-22-14
Virginia	NELAP	3	460185	09-14-13
Washington	State Program	10	C784	02-10-14
West Virginia DEP	State Program	3	252	09-30-13
Wisconsin	State Program	5	998310390	08-31-13

* Expired certification is currently pending renewal and is considered valid.

Method Summary

Client: ARCADIS U.S. Inc
Project/Site: Lockheed Martin Corporation

TestAmerica Job ID: 480-35768-1

Method	Method Description	Protocol	Laboratory
8260B	Volatile Organic Compounds (GC/MS)	SW846	TAL BUF

Protocol References:

SW846 = "Test Methods For Evaluating Solid Waste, Physical/Chemical Methods", Third Edition, November 1986 And Its Updates.

Laboratory References:

TAL BUF = TestAmerica Buffalo, 10 Hazelwood Drive, Amherst, NY 14228-2298, TEL (716)691-2600

Chain of Custody Record

TestAmerica

Client Information	Sampler: Daniel Zuck	Lab PM: Fox, Candace	Carrier Tracking No(s):	COC No: 480-34386-8774 1
Client Contact: Jeffrey Bonsteel	Phone: 516-369-2741	E-Mail: candace.fox@testamericainc.com		Page: Page 1 of 2
Company: ARCADIS U.S. Inc				Job #
Address: 55 Route 146 Suite 210	Due Date Requested:			
City: Clifton Park	TAT Requested (days): 2 wk TAT			
State, Zip: NY, 12065				
Phone: 518-452-7826(Tel) 518-452-4398(Fax)	PO # 47.1.101 NJ001046 9001			
Email: jeffrey.bonsteel@arcadis-us.com	WO #			
Project Name: Lockheed Martin Corporation/Arcadis - LM Event Desc: Locheed	Project # 48002828			
Site: New York	SSOW#			

Analysis Requested

Preservation Codes:
A - HCL, B - NaOH, C - Zn Acetate, D - Nitric Acid, E - NaHSO4, F - MeOH, G - Amchlor, H - Ascorbic Acid, I - Ice, J - DI Water, K - EDTA, L - EDA, M - Hexane, N - None, O - AsNaO2, P - Na2O4S, Q - Na2SO3, R - Na2S2SO3, S - H2SO4, T - TSP Dodecahydrate, U - Acetone, V - MCAA, W - ph 4-5, Z - other (specify)
Other:

Sample Identification	Sample Date	Sample Time	Sample Type (C=comp, G=grab)	Matrix (W=water, S=solid, O=waste/oil, BT=Tissue, A=Air)	Field Filtered Sample (Yes or No)	Perform MS/MSD (Yes or No)	8260B - 8260 Volatiles	8260B - (MOD) Local Method	Total Number of containers	Special Instructions/Note:
			Preservation Code:		X	X	A	A	X	
MW-1	4/3/13	1445		Water			X	X	3	
MW-3	4/4/13	1715		Water			X	X	3	
MW-5	4/4/13	1805		Water			X	X	3	
MW-13S	4/4/13	1750		Water			X	X	3	
MW-18	4/3/13	1512		Water			X	X	3	
MW-20	4/4/13	1208		Water			X	X	3	
MW-21	4/3/13	1715		Water			X	X	3	
PZ-5	4/4/13	1445		Water			X	X	3	
PZ-6		1520		Water			X	X	3	
PZ-7		1700		Water			X	X	3	
PZ-8		1420		Water			X	X	3	~~Check previous results~~

Possible Hazard Identification: [X] Non-Hazard [ ] Flammable [ ] Skin Irritant [ ] Poison B [ ] Unknown [ ] Radiological

Sample Disposal (A fee may be assessed if samples are retained longer than 1 month): [ ] Return To Client [X] Disposal By Lab [ ] Archive For ____ Months

Deliverable Requested: I, II, III, IV, Other (specify)

Special Instructions/QC Requirements:

Empty Kit Relinquished by:	Date	Time	Method of Shipment

Relinquished by	Date/Time	Company	Received by	Date/Time	Company
[signature]	4/5/13 1430	Arcadis	[signature]	4-5-13, 14:30	S&R
[signature]	4-5-13, 1500	S&R	[signature]	04/06/13 0830	TAMCO
Relinquished by	Date/Time	Company	Received by	Date/Time	Company

Custody Seals Intact: Δ Yes Δ No

Custody Seal No.:

Cooler Temperature(s) °C and Other Remarks: 0.9°C #3

Chain of Custody Record

TestAmerica

Client Information	Sampler: Daniel Eudy	Lab PM: Fox, Candace	Carrier Tracking No(s):	COC No: 480-34386-8774 2
Client Contact: Jeffrey Bonsteel	Phone: 516-368-2741	E-Mail: candace.fox@testamericainc.com		Page: Page 2 of 2
Company: ARCADIS U.S. Inc				Job #
Address: 855 Route 146 Suite 210	Due Date Requested:			
City: Clifton Park	TAT Requested (days): 2wk TAT			
State, Zip: NY, 12065				
Phone: 518-452-7826(Tel) 518-452-4398(Fax)	PO # NJ00~~1816.0001~~ 1047.1.101			
Email: jeffrey.bonsteel@arcadis-us.com	WO #			
Project Name: Lockheed Martin Corporation/Arcadis - LM Event Desc. Locheed	Project # 48002828			
Site: New York	SSOW#			

Analysis Requested

Preservation Codes:

A - HCL, B - NaOH, C - Zn Acetate, D - Nitric Acid, E - NaHSO4, F - MeOH, G - Amchlor, H - Ascorbic Acid, I - Ice, J - DI Water, K - EDTA, L - EDA, M - Hexane, N - None, O - AsNaO2, P - Na2O4S, Q - Na2SO3, R - Na2S2SO3, S - H2SO4, T - TSP Dodecahydrate, U - Acetone, V - MCAA, W - ph 4-5, Z - other (specify)

Other:

Sample Identification	Sample Date	Sample Time	Sample Type (C=comp, G=grab)	Matrix (W=water, S=solid, O=waste/oil, BT=Tissue, A=Air)	Field Filtered Sample (Yes or No)	Perform MS/MSD (Yes or No)	8260B - 8260 Volatiles	8260B - (MOD) Local Method	Total Number of containers	Special Instructions/Note:
			Preservation Code:				A	A		
PZ-11R	4/4/13	1600	G	Water			X	X	3	
PZ-13R	4/4/13	1815		Water			X	X	3	
A1-PZ-2	4/4/13	1105		Water			X	X	3	
A2-PZ-1	4/3/13	1325		Water			X	X	3	
A2-PZ-2	4/3/13	1150		Water			X	X	3	
Trip Blank	4/4/13	--		Water			X	X	3	
DUP-040313	4/3/13	--		Water			X	X	3	
				Water						
				Water						
				Water						
				Water						

Possible Hazard Identification: ☒ Non-Hazard ☐ Flammable ☐ Skin Irritant ☐ Poison B ☐ Unknown ☐ Radiological

Sample Disposal (A fee may be assessed if samples are retained longer than 1 month): ☐ Return To Client ☒ Disposal By Lab ☐ Archive For _____ Months

Deliverable Requested: I, II, III, IV, Other (specify)

Special Instructions/QC Requirements:

Empty Kit Relinquished by: | Date: | Time: | Method of Shipment

Relinquished by	Date/Time	Company	Received by	Date/Time	Company
[signature]	4/5/13 1430	Arcadis	[signature]	4-5-13, 14:30	SYR
[signature]	4-5-13, 1900	SYR	[signature]	04/06/13 0130	TAI
Relinquished by	Date/Time	Company	Received by	Date/Time	Company

Custody Seals Intact: Δ Yes Δ No | Custody Seal No.:

Cooler Temperature(s) °C and Other Remarks: 0.9°C #3

Login Sample Receipt Checklist

Client: ARCADIS U.S. Inc

Job Number: 480-35768-1

Login Number: 35768
List Number: 1
Creator: Janish, Carl

List Source: TestAmerica Buffalo

Question	Answer	Comment
Radioactivity either was not measured or, if measured, is at or below background	True	
The cooler's custody seal, if present, is intact.	True	
The cooler or samples do not appear to have been compromised or tampered with.	True	
Samples were received on ice.	True	
Cooler Temperature is acceptable.	True	
Cooler Temperature is recorded.	True	
COC is present.	True	
COC is filled out in ink and legible.	True	
COC is filled out with all pertinent information.	True	
Is the Field Sampler's name present on COC?	True	
There are no discrepancies between the sample IDs on the containers and the COC.	True	
Samples are received within Holding Time.	True	
Sample containers have legible labels.	True	
Containers are not broken or leaking.	True	
Sample collection date/times are provided.	True	
Appropriate sample containers are used.	True	
Sample bottles are completely filled.	True	
Sample Preservation Verified	True	
There is sufficient vol. for all requested analyses, incl. any requested MS/MSDs	True	
VOA sample vials do not have headspace or bubble is <6mm (1/4") in diameter.	True	
If necessary, staff have been informed of any short hold time or quick TAT needs	True	
Multiphasic samples are not present.	True	
Samples do not require splitting or compositing.	True	
Sampling Company provided.	True	Arcadis
Samples received within 48 hours of sampling.	True	
Samples requiring field filtration have been filtered in the field.	N/A	
Chlorine Residual checked.	N/A	

Detection Limit Exceptions Summary

Client: ARCADIS U.S. Inc
Project/Site: Lockheed Martin Corporation

TestAmerica Job ID: 480-35768-1

The requested project specific reporting limits listed below were less than laboratory standard quantitation limits (PQL) but greater than or equal to the laboratory method detection limits (MDL). It must be noted that results reported below lab standard quantitation limits may result in false positive/false negative values and less accurate quantitation. Routine laboratory procedures do not indicate corrective action for detections below the laboratory's PQL.

Method	Matrix	Analyte	Units	Client RL	Lab PQL
8260B	Water	1,1,1-Trichloroethane	ug/L	0.82	1.0
8260B	Water	1,1-Dichloroethane	ug/L	0.38	1.0
8260B	Water	1,2-Dichlorobenzene	ug/L	0.79	1.0
8260B	Water	1,3-Dichlorobenzene	ug/L	0.78	1.0
8260B	Water	1,4-Dichlorobenzene	ug/L	0.84	1.0
8260B	Water	Benzene	ug/L	0.41	1.0
8260B	Water	Chlorobenzene	ug/L	0.75	1.0
8260B	Water	Chloroethane	ug/L	0.32	1.0
8260B	Water	cis-1,2-Dichloroethene	ug/L	0.81	1.0
8260B	Water	Ethylbenzene	ug/L	0.74	1.0
8260B	Water	m-Xylene & p-Xylene	ug/L	1.0	2.0
8260B	Water	o-Xylene	ug/L	0.76	1.0
8260B	Water	Tetrachloroethene	ug/L	0.36	1.0
8260B	Water	Toluene	ug/L	0.51	1.0
8260B	Water	trans-1,2-Dichloroethene	ug/L	0.90	1.0
8260B	Water	Trichloroethene	ug/L	0.46	1.0
8260B	Water	Xylenes, Total	ug/L	1.0	2.0

TestAmerica

THE LEADER IN ENVIRONMENTAL TESTING

ANALYTICAL REPORT

TestAmerica Laboratories, Inc.
TestAmerica Buffalo
10 Hazelwood Drive
Amherst, NY 14228-2298
Tel: (716)691-2600

TestAmerica Job ID: 480-41912-1
Client Project/Site: Lockheed Martin Corporation

For:
ARCADIS U.S. Inc
855 Route 146
Suite 210
Clifton Park, New York 12065

Attn: Jeffrey Bonsteel

Candace L. Fox

Authorized for release by:
7/29/2013 1:01:21 PM

Candace Fox, Project Manager II
candace.fox@testamericainc.com

LINKS

Review your project results through TotalAccess

Have a Question? Ask The Expert

Visit us at: www.testamericainc.com

The test results in this report meet all 2003 NELAC and 2009 TNI requirements for accredited parameters, exceptions are noted in this report. This report may not be reproduced except in full, and with written approval from the laboratory. For questions please contact the Project Manager at the e-mail address or telephone number listed on this page.

This report has been electronically signed and authorized by the signatory. Electronic signature is intended to be the legally binding equivalent of a traditionally handwritten signature.

Results relate only to the items tested and the sample(s) as received by the laboratory.

Table of Contents

Cover Page 1
Table of Contents 2
Sample Summary 3
Definitions 4
Case Narrative 5
Detection Summary 6
Client Sample Results 9
QC Sample Results 19
QC Association 23
Chronicle 24
Certification Summary 27
Method Summary 28
Chain of Custody 29
Receipt Checklists 31
Detection Limit Exceptions Summary 32

Sample Summary

Client: ARCADIS U.S. Inc
Project/Site: Lockheed Martin Corporation

TestAmerica Job ID: 480-41912-1

Lab Sample ID	Client Sample ID	Matrix	Collected	Received
480-41912-8	MW-1	Water	07/11/13 18:10	07/13/13 01:00
480-41912-9	MW-3	Water	07/11/13 16:55	07/13/13 01:00
480-41912-10	MW-13S	Water	07/11/13 10:47	07/13/13 01:00
480-41912-11	MW-18	Water	07/11/13 16:13	07/13/13 01:00
480-41912-12	MW-20	Water	07/11/13 17:54	07/13/13 01:00
480-41912-13	MW-21	Water	07/11/13 12:02	07/13/13 01:00
480-41912-14	PZ-5	Water	07/11/13 14:45	07/13/13 01:00
480-41912-15	PZ-8	Water	07/11/13 14:25	07/13/13 01:00
480-41912-16	PZ-11R	Water	07/11/13 15:55	07/13/13 01:00
480-41912-17	PZ-13R	Water	07/11/13 09:40	07/13/13 01:00
480-41912-18	DUP-071113	Water	07/11/13 00:00	07/13/13 01:00
480-41912-19	A1-PZ-2	Water	07/09/13 16:52	07/13/13 01:00
480-41912-20	A2-PZ-1	Water	07/09/13 15:01	07/13/13 01:00
480-41912-21	A2-PZ-2	Water	07/10/13 12:20	07/13/13 01:00
480-41912-22	TRIP BLANK	Water	07/11/13 00:00	07/13/13 01:00

Qualifiers

GC/MS VOA

Qualifier	Qualifier Description
E	Result exceeded calibration range.
F	MS or MSD exceeds the control limits
F	RPD of the MS and MSD exceeds the control limits

Glossary

Abbreviation	These commonly used abbreviations may or may not be present in this report.
¤	Listed under the "D" column to designate that the result is reported on a dry weight basis
%R	Percent Recovery
CNF	Contains no Free Liquid
DER	Duplicate error ratio (normalized absolute difference)
DL, RA, RE, IN	Indicates a Dilution, Re-analysis, Re-extraction, or additional Initial metals/anion analysis of the sample
DLC	Decision level concentration
MDA	Minimum detectable activity
EDL	Estimated Detection Limit
MDC	Minimum detectable concentration
MDL	Method Detection Limit
ML	Minimum Level (Dioxin)
NC	Not Calculated
ND	Not detected at the reporting limit (or MDL or EDL if shown)
PQL	Practical Quantitation Limit
QC	Quality Control
RER	Relative error ratio
RL	Reporting Limit or Requested Limit (Radiochemistry)
RPD	Relative Percent Difference, a measure of the relative difference between two points
TEF	Toxicity Equivalent Factor (Dioxin)
TEQ	Toxicity Equivalent Quotient (Dioxin)

Job ID: 480-41912-1

Laboratory: TestAmerica Buffalo

Narrative

Job Narrative
480-41912-1

Comments
No additional comments.

Receipt
The samples were received on 7/13/2013 1:00 AM; the samples arrived in good condition, properly preserved and, where required, on ice. The temperature of the cooler at receipt was 3.2º C.

GC/MS VOA
Method(s) 8260B: The following sample(s) was diluted to bring the concentration of target analytes within the calibration range: A2-PZ-1 (480-41912-20), A2-PZ-2 (480-41912-21), MW-18 (480-41912-11), PZ-8 (480-41912-15). Elevated reporting limits (RLs) are provided.

Method(s) 8260B: The following sample(s) submitted for volatiles analysis was received with insufficient preservation (pH >2): MW-1 (480-41912-8), MW-1 (480-41912-8 MS), MW-1 (480-41912-8 MSD), MW-13S (480-41912-10), MW-20 (480-41912-12), MW-21 (480-41912-13).

Method(s) 8260B: The matrix spike / matrix spike duplicate (MS/MSD) precision for batch 128946 was outside control limits.

Method(s) 8260B: The following samples were diluted to bring the concentration of target analytes within the calibration range: A2-PZ-2 (480-41912-21), PZ-5 (480-41912-14). Elevated reporting limits (RLs) are provided.

No other analytical or quality issues were noted.

Detection Summary

Client: ARCADIS U.S. Inc
Project/Site: Lockheed Martin Corporation

TestAmerica Job ID: 480-41912-1

Client Sample ID: MW-1 — Lab Sample ID: 480-41912-8

Analyte	Result	Qualifier	RL	MDL	Unit	Dil Fac	D	Method	Prep Type
1,1-Dichloroethane	1.1		0.38	0.38	ug/L	1		8260B	Total/NA
cis-1,2-Dichloroethene	11		0.81	0.81	ug/L	1		8260B	Total/NA
Tetrachloroethene	69		0.36	0.36	ug/L	1		8260B	Total/NA
Trichloroethene	16		0.46	0.46	ug/L	1		8260B	Total/NA

Client Sample ID: MW-3 — Lab Sample ID: 480-41912-9

Analyte	Result	Qualifier	RL	MDL	Unit	Dil Fac	D	Method	Prep Type
1,1-Dichloroethane	1.8		0.38	0.38	ug/L	1		8260B	Total/NA
cis-1,2-Dichloroethene	15		0.81	0.81	ug/L	1		8260B	Total/NA
Tetrachloroethene	21		0.36	0.36	ug/L	1		8260B	Total/NA
Trichloroethene	8.9		0.46	0.46	ug/L	1		8260B	Total/NA
Vinyl chloride	2.0		1.0	0.90	ug/L	1		8260B	Total/NA

Client Sample ID: MW-13S — Lab Sample ID: 480-41912-10

Analyte	Result	Qualifier	RL	MDL	Unit	Dil Fac	D	Method	Prep Type
1,1-Dichloroethane	2.0		0.38	0.38	ug/L	1		8260B	Total/NA

Client Sample ID: MW-18 — Lab Sample ID: 480-41912-11

Analyte	Result	Qualifier	RL	MDL	Unit	Dil Fac	D	Method	Prep Type
1,1-Dichloroethane	42		7.6	7.6	ug/L	20		8260B	Total/NA
cis-1,2-Dichloroethene	1400		16	16	ug/L	20		8260B	Total/NA
Tetrachloroethene	29		7.2	7.2	ug/L	20		8260B	Total/NA
Trichloroethene	170		9.2	9.2	ug/L	20		8260B	Total/NA

Client Sample ID: MW-20 — Lab Sample ID: 480-41912-12

Analyte	Result	Qualifier	RL	MDL	Unit	Dil Fac	D	Method	Prep Type
1,1-Dichloroethane	0.70		0.38	0.38	ug/L	1		8260B	Total/NA
Chloroethane	2.1		0.32	0.32	ug/L	1		8260B	Total/NA
cis-1,2-Dichloroethene	0.93		0.81	0.81	ug/L	1		8260B	Total/NA
trans-1,2-Dichloroethene	3.9		0.90	0.90	ug/L	1		8260B	Total/NA

Client Sample ID: MW-21 — Lab Sample ID: 480-41912-13

Analyte	Result	Qualifier	RL	MDL	Unit	Dil Fac	D	Method	Prep Type
Vinyl chloride	5.0		1.0	0.90	ug/L	1		8260B	Total/NA

Client Sample ID: PZ-5 — Lab Sample ID: 480-41912-14

Analyte	Result	Qualifier	RL	MDL	Unit	Dil Fac	D	Method	Prep Type
cis-1,2-Dichloroethene	140	E	0.81	0.81	ug/L	1		8260B	Total/NA
Ethylbenzene	4.3		0.74	0.74	ug/L	1		8260B	Total/NA
m-Xylene & p-Xylene	11		1.0	0.66	ug/L	1		8260B	Total/NA
o-Xylene	2.2		0.76	0.76	ug/L	1		8260B	Total/NA
Tetrachloroethene	120	E	0.36	0.36	ug/L	1		8260B	Total/NA
trans-1,2-Dichloroethene	1.1		0.90	0.90	ug/L	1		8260B	Total/NA
Trichloroethene	97		0.46	0.46	ug/L	1		8260B	Total/NA

This Detection Summary does not include radiochemical test results.

Detection Summary

Client: ARCADIS U.S. Inc
Project/Site: Lockheed Martin Corporation

TestAmerica Job ID: 480-41912-1

Client Sample ID: PZ-5 (Continued) — Lab Sample ID: 480-41912-14

Analyte	Result	Qualifier	RL	MDL	Unit	Dil Fac	D	Method	Prep Type
Vinyl chloride	2.4		1.0	0.90	ug/L	1		8260B	Total/NA
Xylenes, Total	13		1.0	0.66	ug/L	1		8260B	Total/NA
cis-1,2-Dichloroethene - DL	130		1.6	1.6	ug/L	2		8260B	Total/NA
Ethylbenzene - DL	3.2		1.5	1.5	ug/L	2		8260B	Total/NA
m-Xylene & p-Xylene - DL	7.8		2.0	1.3	ug/L	2		8260B	Total/NA
o-Xylene - DL	1.7		1.5	1.5	ug/L	2		8260B	Total/NA
Tetrachloroethene - DL	130		0.72	0.72	ug/L	2		8260B	Total/NA
Trichloroethene - DL	92		0.92	0.92	ug/L	2		8260B	Total/NA
Vinyl chloride - DL	2.2		2.0	1.8	ug/L	2		8260B	Total/NA
Xylenes, Total - DL	9.5		2.0	1.3	ug/L	2		8260B	Total/NA

Client Sample ID: PZ-8 — Lab Sample ID: 480-41912-15

Analyte	Result	Qualifier	RL	MDL	Unit	Dil Fac	D	Method	Prep Type
1,1-Dichloroethane	3.4		1.9	1.9	ug/L	5		8260B	Total/NA
cis-1,2-Dichloroethene	26		4.1	4.1	ug/L	5		8260B	Total/NA
Tetrachloroethene	280		1.8	1.8	ug/L	5		8260B	Total/NA
Trichloroethene	180		2.3	2.3	ug/L	5		8260B	Total/NA

Client Sample ID: PZ-11R — Lab Sample ID: 480-41912-16

Analyte	Result	Qualifier	RL	MDL	Unit	Dil Fac	D	Method	Prep Type
cis-1,2-Dichloroethene	4.3		0.81	0.81	ug/L	1		8260B	Total/NA
Tetrachloroethene	4.4		0.36	0.36	ug/L	1		8260B	Total/NA
Trichloroethene	5.6		0.46	0.46	ug/L	1		8260B	Total/NA

Client Sample ID: PZ-13R — Lab Sample ID: 480-41912-17

Analyte	Result	Qualifier	RL	MDL	Unit	Dil Fac	D	Method	Prep Type
cis-1,2-Dichloroethene	1.3		0.81	0.81	ug/L	1		8260B	Total/NA
Tetrachloroethene	0.92		0.36	0.36	ug/L	1		8260B	Total/NA
Trichloroethene	4.1		0.46	0.46	ug/L	1		8260B	Total/NA

Client Sample ID: DUP-071113 — Lab Sample ID: 480-41912-18

Analyte	Result	Qualifier	RL	MDL	Unit	Dil Fac	D	Method	Prep Type
1,1-Dichloroethane	2.0		0.38	0.38	ug/L	1		8260B	Total/NA
cis-1,2-Dichloroethene	15		0.81	0.81	ug/L	1		8260B	Total/NA
Tetrachloroethene	22		0.36	0.36	ug/L	1		8260B	Total/NA
Trichloroethene	9.6		0.46	0.46	ug/L	1		8260B	Total/NA
Vinyl chloride	2.0		1.0	0.90	ug/L	1		8260B	Total/NA

Client Sample ID: A1-PZ-2 — Lab Sample ID: 480-41912-19

Analyte	Result	Qualifier	RL	MDL	Unit	Dil Fac	D	Method	Prep Type
cis-1,2-Dichloroethene	2.0		0.81	0.81	ug/L	1		8260B	Total/NA
Vinyl chloride	2.1		1.0	0.90	ug/L	1		8260B	Total/NA

Client Sample ID: A2-PZ-1 — Lab Sample ID: 480-41912-20

This Detection Summary does not include radiochemical test results.

Detection Summary

Client: ARCADIS U.S. Inc
Project/Site: Lockheed Martin Corporation

TestAmerica Job ID: 480-41912-1

Client Sample ID: A2-PZ-1 (Continued) — Lab Sample ID: 480-41912-20

Analyte	Result	Qualifier	RL	MDL	Unit	Dil Fac	D	Method	Prep Type
1,1-Dichloroethane	1100		95	95	ug/L	250		8260B	Total/NA
cis-1,2-Dichloroethene	18000		200	200	ug/L	250		8260B	Total/NA
Trichloroethene	2300		120	120	ug/L	250		8260B	Total/NA
Vinyl chloride	1000		250	230	ug/L	250		8260B	Total/NA

Client Sample ID: A2-PZ-2 — Lab Sample ID: 480-41912-21

Analyte	Result	Qualifier	RL	MDL	Unit	Dil Fac	D	Method	Prep Type
1,1-Dichloroethane	6.6		3.8	3.8	ug/L	10		8260B	Total/NA
cis-1,2-Dichloroethene	150		8.1	8.1	ug/L	10		8260B	Total/NA
Tetrachloroethene	1100	E	3.6	3.6	ug/L	10		8260B	Total/NA
Trichloroethene	380		4.6	4.6	ug/L	10		8260B	Total/NA
cis-1,2-Dichloroethene - DL	190		16	16	ug/L	20		8260B	Total/NA
Tetrachloroethene - DL	800		7.2	7.2	ug/L	20		8260B	Total/NA
Trichloroethene - DL	360		9.2	9.2	ug/L	20		8260B	Total/NA

Client Sample ID: TRIP BLANK — Lab Sample ID: 480-41912-22

No Detections.

This Detection Summary does not include radiochemical test results.

Client Sample Results

Client: ARCADIS U.S. Inc
Project/Site: Lockheed Martin Corporation

TestAmerica Job ID: 480-41912-1

Client Sample ID: MW-1

Lab Sample ID: 480-41912-8

Date Collected: 07/11/13 18:10
Matrix: Water
Date Received: 07/13/13 01:00

Method: 8260B - Volatile Organic Compounds (GC/MS)

Analyte	Result	Qualifier	RL	MDL	Unit	D	Prepared	Analyzed	Dil Fac
1,1,1-Trichloroethane	ND		0.82	0.82	ug/L			07/16/13 00:16	1
1,1-Dichloroethane	**1.1**		0.38	0.38	ug/L			07/16/13 00:16	1
1,2-Dichlorobenzene	ND		0.79	0.79	ug/L			07/16/13 00:16	1
1,3-Dichlorobenzene	ND		0.78	0.78	ug/L			07/16/13 00:16	1
1,4-Dichlorobenzene	ND		0.84	0.84	ug/L			07/16/13 00:16	1
Benzene	ND		0.41	0.41	ug/L			07/16/13 00:16	1
Chlorobenzene	ND		0.75	0.75	ug/L			07/16/13 00:16	1
Chloroethane	ND		0.32	0.32	ug/L			07/16/13 00:16	1
cis-1,2-Dichloroethene	**11**		0.81	0.81	ug/L			07/16/13 00:16	1
Ethylbenzene	ND		0.74	0.74	ug/L			07/16/13 00:16	1
m-Xylene & p-Xylene	ND		1.0	0.66	ug/L			07/16/13 00:16	1
o-Xylene	ND		0.76	0.76	ug/L			07/16/13 00:16	1
Tetrachloroethene	**69**		0.36	0.36	ug/L			07/16/13 00:16	1
Toluene	ND		0.51	0.51	ug/L			07/16/13 00:16	1
trans-1,2-Dichloroethene	ND		0.90	0.90	ug/L			07/16/13 00:16	1
Trichloroethene	**16**		0.46	0.46	ug/L			07/16/13 00:16	1
Vinyl chloride	ND		1.0	0.90	ug/L			07/16/13 00:16	1
Xylenes, Total	ND		1.0	0.66	ug/L			07/16/13 00:16	1

Surrogate	*%Recovery*	*Qualifier*	*Limits*	*Prepared*	*Analyzed*	*Dil Fac*
1,2-Dichloroethane-d4 (Surr)	*116*		*66 - 137*		*07/16/13 00:16*	*1*
4-Bromofluorobenzene (Surr)	*108*		*73 - 120*		*07/16/13 00:16*	*1*
Toluene-d8 (Surr)	*111*		*71 - 126*		*07/16/13 00:16*	*1*

Client Sample ID: MW-3

Lab Sample ID: 480-41912-9

Date Collected: 07/11/13 16:55
Matrix: Water
Date Received: 07/13/13 01:00

Method: 8260B - Volatile Organic Compounds (GC/MS)

Analyte	Result	Qualifier	RL	MDL	Unit	D	Prepared	Analyzed	Dil Fac
1,1,1-Trichloroethane	ND		0.82	0.82	ug/L			07/16/13 01:24	1
1,1-Dichloroethane	**1.8**		0.38	0.38	ug/L			07/16/13 01:24	1
1,2-Dichlorobenzene	ND		0.79	0.79	ug/L			07/16/13 01:24	1
1,3-Dichlorobenzene	ND		0.78	0.78	ug/L			07/16/13 01:24	1
1,4-Dichlorobenzene	ND		0.84	0.84	ug/L			07/16/13 01:24	1
Benzene	ND		0.41	0.41	ug/L			07/16/13 01:24	1
Chlorobenzene	ND		0.75	0.75	ug/L			07/16/13 01:24	1
Chloroethane	ND		0.32	0.32	ug/L			07/16/13 01:24	1
cis-1,2-Dichloroethene	**15**		0.81	0.81	ug/L			07/16/13 01:24	1
Ethylbenzene	ND		0.74	0.74	ug/L			07/16/13 01:24	1
m-Xylene & p-Xylene	ND		1.0	0.66	ug/L			07/16/13 01:24	1
o-Xylene	ND		0.76	0.76	ug/L			07/16/13 01:24	1
Tetrachloroethene	**21**		0.36	0.36	ug/L			07/16/13 01:24	1
Toluene	ND		0.51	0.51	ug/L			07/16/13 01:24	1
trans-1,2-Dichloroethene	ND		0.90	0.90	ug/L			07/16/13 01:24	1
Trichloroethene	**8.9**		0.46	0.46	ug/L			07/16/13 01:24	1
Vinyl chloride	**2.0**		1.0	0.90	ug/L			07/16/13 01:24	1
Xylenes, Total	ND		1.0	0.66	ug/L			07/16/13 01:24	1

Client Sample ID: MW-3

Lab Sample ID: 480-41912-9

Date Collected: 07/11/13 16:55

Matrix: Water

Date Received: 07/13/13 01:00

Surrogate	%Recovery	Qualifier	Limits	Prepared	Analyzed	Dil Fac
1,2-Dichloroethane-d4 (Surr)	105		66 - 137		07/16/13 01:24	1
4-Bromofluorobenzene (Surr)	102		73 - 120		07/16/13 01:24	1
Toluene-d8 (Surr)	107		71 - 126		07/16/13 01:24	1

Client Sample ID: MW-13S

Lab Sample ID: 480-41912-10

Date Collected: 07/11/13 10:47

Matrix: Water

Date Received: 07/13/13 01:00

Method: 8260B - Volatile Organic Compounds (GC/MS)

Analyte	Result	Qualifier	RL	MDL	Unit	D	Prepared	Analyzed	Dil Fac
1,1,1-Trichloroethane	ND		0.82	0.82	ug/L			07/16/13 01:47	1
1,1-Dichloroethane	**2.0**		0.38	0.38	ug/L			07/16/13 01:47	1
1,2-Dichlorobenzene	ND		0.79	0.79	ug/L			07/16/13 01:47	1
1,3-Dichlorobenzene	ND		0.78	0.78	ug/L			07/16/13 01:47	1
1,4-Dichlorobenzene	ND		0.84	0.84	ug/L			07/16/13 01:47	1
Benzene	ND		0.41	0.41	ug/L			07/16/13 01:47	1
Chlorobenzene	ND		0.75	0.75	ug/L			07/16/13 01:47	1
Chloroethane	ND		0.32	0.32	ug/L			07/16/13 01:47	1
cis-1,2-Dichloroethene	ND		0.81	0.81	ug/L			07/16/13 01:47	1
Ethylbenzene	ND		0.74	0.74	ug/L			07/16/13 01:47	1
m-Xylene & p-Xylene	ND		1.0	0.66	ug/L			07/16/13 01:47	1
o-Xylene	ND		0.76	0.76	ug/L			07/16/13 01:47	1
Tetrachloroethene	ND		0.36	0.36	ug/L			07/16/13 01:47	1
Toluene	ND		0.51	0.51	ug/L			07/16/13 01:47	1
trans-1,2-Dichloroethene	ND		0.90	0.90	ug/L			07/16/13 01:47	1
Trichloroethene	ND		0.46	0.46	ug/L			07/16/13 01:47	1
Vinyl chloride	ND		1.0	0.90	ug/L			07/16/13 01:47	1
Xylenes, Total	ND		1.0	0.66	ug/L			07/16/13 01:47	1

Surrogate	%Recovery	Qualifier	Limits	Prepared	Analyzed	Dil Fac
1,2-Dichloroethane-d4 (Surr)	110		66 - 137		07/16/13 01:47	1
4-Bromofluorobenzene (Surr)	105		73 - 120		07/16/13 01:47	1
Toluene-d8 (Surr)	111		71 - 126		07/16/13 01:47	1

Client Sample ID: MW-18

Lab Sample ID: 480-41912-11

Date Collected: 07/11/13 16:13

Matrix: Water

Date Received: 07/13/13 01:00

Method: 8260B - Volatile Organic Compounds (GC/MS)

Analyte	Result	Qualifier	RL	MDL	Unit	D	Prepared	Analyzed	Dil Fac
1,1,1-Trichloroethane	ND		16	16	ug/L			07/16/13 02:10	20
1,1-Dichloroethane	**42**		7.6	7.6	ug/L			07/16/13 02:10	20
1,2-Dichlorobenzene	ND		16	16	ug/L			07/16/13 02:10	20
1,3-Dichlorobenzene	ND		16	16	ug/L			07/16/13 02:10	20
1,4-Dichlorobenzene	ND		17	17	ug/L			07/16/13 02:10	20
Benzene	ND		8.2	8.2	ug/L			07/16/13 02:10	20
Chlorobenzene	ND		15	15	ug/L			07/16/13 02:10	20
Chloroethane	ND		6.4	6.4	ug/L			07/16/13 02:10	20
cis-1,2-Dichloroethene	**1400**		16	16	ug/L			07/16/13 02:10	20
Ethylbenzene	ND		15	15	ug/L			07/16/13 02:10	20
m-Xylene & p-Xylene	ND		20	13	ug/L			07/16/13 02:10	20

Client Sample ID: MW-18

Lab Sample ID: 480-41912-11

Date Collected: 07/11/13 16:13

Matrix: Water

Date Received: 07/13/13 01:00

Method: 8260B - Volatile Organic Compounds (GC/MS) (Continued)

Analyte	Result	Qualifier	RL	MDL	Unit	D	Prepared	Analyzed	Dil Fac
o-Xylene	ND		15	15	ug/L			07/16/13 02:10	20
Tetrachloroethene	**29**		7.2	7.2	ug/L			07/16/13 02:10	20
Toluene	ND		10	10	ug/L			07/16/13 02:10	20
trans-1,2-Dichloroethene	ND		18	18	ug/L			07/16/13 02:10	20
Trichloroethene	**170**		9.2	9.2	ug/L			07/16/13 02:10	20
Vinyl chloride	ND		20	18	ug/L			07/16/13 02:10	20
Xylenes, Total	ND		20	13	ug/L			07/16/13 02:10	20

Surrogate	*%Recovery*	*Qualifier*	*Limits*	*Prepared*	*Analyzed*	*Dil Fac*
1,2-Dichloroethane-d4 (Surr)	*118*		*66 - 137*		*07/16/13 02:10*	*20*
4-Bromofluorobenzene (Surr)	*105*		*73 - 120*		*07/16/13 02:10*	*20*
Toluene-d8 (Surr)	*113*		*71 - 126*		*07/16/13 02:10*	*20*

Client Sample ID: MW-20

Lab Sample ID: 480-41912-12

Date Collected: 07/11/13 17:54

Matrix: Water

Date Received: 07/13/13 01:00

Method: 8260B - Volatile Organic Compounds (GC/MS)

Analyte	Result	Qualifier	RL	MDL	Unit	D	Prepared	Analyzed	Dil Fac
1,1,1-Trichloroethane	ND		0.82	0.82	ug/L			07/16/13 02:32	1
1,1-Dichloroethane	**0.70**		0.38	0.38	ug/L			07/16/13 02:32	1
1,2-Dichlorobenzene	ND		0.79	0.79	ug/L			07/16/13 02:32	1
1,3-Dichlorobenzene	ND		0.78	0.78	ug/L			07/16/13 02:32	1
1,4-Dichlorobenzene	ND		0.84	0.84	ug/L			07/16/13 02:32	1
Benzene	ND		0.41	0.41	ug/L			07/16/13 02:32	1
Chlorobenzene	ND		0.75	0.75	ug/L			07/16/13 02:32	1
Chloroethane	**2.1**		0.32	0.32	ug/L			07/16/13 02:32	1
cis-1,2-Dichloroethene	**0.93**		0.81	0.81	ug/L			07/16/13 02:32	1
Ethylbenzene	ND		0.74	0.74	ug/L			07/16/13 02:32	1
m-Xylene & p-Xylene	ND		1.0	0.66	ug/L			07/16/13 02:32	1
o-Xylene	ND		0.76	0.76	ug/L			07/16/13 02:32	1
Tetrachloroethene	ND		0.36	0.36	ug/L			07/16/13 02:32	1
Toluene	ND		0.51	0.51	ug/L			07/16/13 02:32	1
trans-1,2-Dichloroethene	**3.9**		0.90	0.90	ug/L			07/16/13 02:32	1
Trichloroethene	ND		0.46	0.46	ug/L			07/16/13 02:32	1
Vinyl chloride	ND		1.0	0.90	ug/L			07/16/13 02:32	1
Xylenes, Total	ND		1.0	0.66	ug/L			07/16/13 02:32	1

Surrogate	*%Recovery*	*Qualifier*	*Limits*	*Prepared*	*Analyzed*	*Dil Fac*
1,2-Dichloroethane-d4 (Surr)	*110*		*66 - 137*		*07/16/13 02:32*	*1*
4-Bromofluorobenzene (Surr)	*98*		*73 - 120*		*07/16/13 02:32*	*1*
Toluene-d8 (Surr)	*105*		*71 - 126*		*07/16/13 02:32*	*1*

Client Sample ID: MW-21

Lab Sample ID: 480-41912-13

Date Collected: 07/11/13 12:02

Matrix: Water

Date Received: 07/13/13 01:00

Method: 8260B - Volatile Organic Compounds (GC/MS)

Analyte	Result	Qualifier	RL	MDL	Unit	D	Prepared	Analyzed	Dil Fac
1,1,1-Trichloroethane	ND		0.82	0.82	ug/L			07/16/13 02:55	1

Client Sample ID: MW-21

Lab Sample ID: 480-41912-13

Date Collected: 07/11/13 12:02

Matrix: Water

Date Received: 07/13/13 01:00

Method: 8260B - Volatile Organic Compounds (GC/MS) (Continued)

Analyte	Result	Qualifier	RL	MDL	Unit	D	Prepared	Analyzed	Dil Fac
1,1-Dichloroethane	ND		0.38	0.38	ug/L			07/16/13 02:55	1
1,2-Dichlorobenzene	ND		0.79	0.79	ug/L			07/16/13 02:55	1
1,3-Dichlorobenzene	ND		0.78	0.78	ug/L			07/16/13 02:55	1
1,4-Dichlorobenzene	ND		0.84	0.84	ug/L			07/16/13 02:55	1
Benzene	ND		0.41	0.41	ug/L			07/16/13 02:55	1
Chlorobenzene	ND		0.75	0.75	ug/L			07/16/13 02:55	1
Chloroethane	ND		0.32	0.32	ug/L			07/16/13 02:55	1
cis-1,2-Dichloroethene	ND		0.81	0.81	ug/L			07/16/13 02:55	1
Ethylbenzene	ND		0.74	0.74	ug/L			07/16/13 02:55	1
m-Xylene & p-Xylene	ND		1.0	0.66	ug/L			07/16/13 02:55	1
o-Xylene	ND		0.76	0.76	ug/L			07/16/13 02:55	1
Tetrachloroethene	ND		0.36	0.36	ug/L			07/16/13 02:55	1
Toluene	ND		0.51	0.51	ug/L			07/16/13 02:55	1
trans-1,2-Dichloroethene	ND		0.90	0.90	ug/L			07/16/13 02:55	1
Trichloroethene	ND		0.46	0.46	ug/L			07/16/13 02:55	1
Vinyl chloride	**5.0**		1.0	0.90	ug/L			07/16/13 02:55	1
Xylenes, Total	ND		1.0	0.66	ug/L			07/16/13 02:55	1

Surrogate	*%Recovery*	*Qualifier*	*Limits*	*Prepared*	*Analyzed*	*Dil Fac*
1,2-Dichloroethane-d4 (Surr)	*109*		*66 - 137*		*07/16/13 02:55*	*1*
4-Bromofluorobenzene (Surr)	*104*		*73 - 120*		*07/16/13 02:55*	*1*
Toluene-d8 (Surr)	*109*		*71 - 126*		*07/16/13 02:55*	*1*

Client Sample ID: PZ-5

Lab Sample ID: 480-41912-14

Date Collected: 07/11/13 14:45

Matrix: Water

Date Received: 07/13/13 01:00

Method: 8260B - Volatile Organic Compounds (GC/MS)

Analyte	Result	Qualifier	RL	MDL	Unit	D	Prepared	Analyzed	Dil Fac
1,1,1-Trichloroethane	ND		0.82	0.82	ug/L			07/16/13 03:17	1
1,1-Dichloroethane	ND		0.38	0.38	ug/L			07/16/13 03:17	1
1,2-Dichlorobenzene	ND		0.79	0.79	ug/L			07/16/13 03:17	1
1,3-Dichlorobenzene	ND		0.78	0.78	ug/L			07/16/13 03:17	1
1,4-Dichlorobenzene	ND		0.84	0.84	ug/L			07/16/13 03:17	1
Benzene	ND		0.41	0.41	ug/L			07/16/13 03:17	1
Chlorobenzene	ND		0.75	0.75	ug/L			07/16/13 03:17	1
Chloroethane	ND		0.32	0.32	ug/L			07/16/13 03:17	1
cis-1,2-Dichloroethene	**140**	**E**	0.81	0.81	ug/L			07/16/13 03:17	1
Ethylbenzene	**4.3**		0.74	0.74	ug/L			07/16/13 03:17	1
m-Xylene & p-Xylene	**11**		1.0	0.66	ug/L			07/16/13 03:17	1
o-Xylene	**2.2**		0.76	0.76	ug/L			07/16/13 03:17	1
Tetrachloroethene	**120**	**E**	0.36	0.36	ug/L			07/16/13 03:17	1
Toluene	ND		0.51	0.51	ug/L			07/16/13 03:17	1
trans-1,2-Dichloroethene	**1.1**		0.90	0.90	ug/L			07/16/13 03:17	1
Trichloroethene	**97**		0.46	0.46	ug/L			07/16/13 03:17	1
Vinyl chloride	**2.4**		1.0	0.90	ug/L			07/16/13 03:17	1
Xylenes, Total	**13**		1.0	0.66	ug/L			07/16/13 03:17	1

Surrogate	*%Recovery*	*Qualifier*	*Limits*	*Prepared*	*Analyzed*	*Dil Fac*
1,2-Dichloroethane-d4 (Surr)	*111*		*66 - 137*		*07/16/13 03:17*	*1*

Client Sample ID: PZ-5

Lab Sample ID: 480-41912-14

Date Collected: 07/11/13 14:45

Matrix: Water

Date Received: 07/13/13 01:00

Method: 8260B - Volatile Organic Compounds (GC/MS) (Continued)

Surrogate	%Recovery	Qualifier	Limits	Prepared	Analyzed	Dil Fac
4-Bromofluorobenzene (Surr)	103		73 - 120		07/16/13 03:17	1
Toluene-d8 (Surr)	108		71 - 126		07/16/13 03:17	1

Method: 8260B - Volatile Organic Compounds (GC/MS) - DL

Analyte	Result	Qualifier	RL	MDL	Unit	D	Prepared	Analyzed	Dil Fac
1,1,1-Trichloroethane	ND		1.6	1.6	ug/L			07/16/13 12:14	2
1,1-Dichloroethane	ND		0.76	0.76	ug/L			07/16/13 12:14	2
1,2-Dichlorobenzene	ND		1.6	1.6	ug/L			07/16/13 12:14	2
1,3-Dichlorobenzene	ND		1.6	1.6	ug/L			07/16/13 12:14	2
1,4-Dichlorobenzene	ND		1.7	1.7	ug/L			07/16/13 12:14	2
Benzene	ND		0.82	0.82	ug/L			07/16/13 12:14	2
Chlorobenzene	ND		1.5	1.5	ug/L			07/16/13 12:14	2
Chloroethane	ND		0.64	0.64	ug/L			07/16/13 12:14	2
cis-1,2-Dichloroethene	**130**		1.6	1.6	ug/L			07/16/13 12:14	2
Ethylbenzene	**3.2**		1.5	1.5	ug/L			07/16/13 12:14	2
m-Xylene & p-Xylene	**7.8**		2.0	1.3	ug/L			07/16/13 12:14	2
o-Xylene	**1.7**		1.5	1.5	ug/L			07/16/13 12:14	2
Tetrachloroethene	**130**		0.72	0.72	ug/L			07/16/13 12:14	2
Toluene	ND		1.0	1.0	ug/L			07/16/13 12:14	2
trans-1,2-Dichloroethene	ND		1.8	1.8	ug/L			07/16/13 12:14	2
Trichloroethene	**92**		0.92	0.92	ug/L			07/16/13 12:14	2
Vinyl chloride	**2.2**		2.0	1.8	ug/L			07/16/13 12:14	2
Xylenes, Total	**9.5**		2.0	1.3	ug/L			07/16/13 12:14	2

Surrogate	%Recovery	Qualifier	Limits	Prepared	Analyzed	Dil Fac
1,2-Dichloroethane-d4 (Surr)	113		66 - 137		07/16/13 12:14	2
4-Bromofluorobenzene (Surr)	106		73 - 120		07/16/13 12:14	2
Toluene-d8 (Surr)	111		71 - 126		07/16/13 12:14	2

Client Sample ID: PZ-8

Lab Sample ID: 480-41912-15

Date Collected: 07/11/13 14:25

Matrix: Water

Date Received: 07/13/13 01:00

Method: 8260B - Volatile Organic Compounds (GC/MS)

Analyte	Result	Qualifier	RL	MDL	Unit	D	Prepared	Analyzed	Dil Fac
1,1,1-Trichloroethane	ND		4.1	4.1	ug/L			07/16/13 03:40	5
1,1-Dichloroethane	**3.4**		1.9	1.9	ug/L			07/16/13 03:40	5
1,2-Dichlorobenzene	ND		4.0	4.0	ug/L			07/16/13 03:40	5
1,3-Dichlorobenzene	ND		3.9	3.9	ug/L			07/16/13 03:40	5
1,4-Dichlorobenzene	ND		4.2	4.2	ug/L			07/16/13 03:40	5
Benzene	ND		2.1	2.1	ug/L			07/16/13 03:40	5
Chlorobenzene	ND		3.8	3.8	ug/L			07/16/13 03:40	5
Chloroethane	ND		1.6	1.6	ug/L			07/16/13 03:40	5
cis-1,2-Dichloroethene	**26**		4.1	4.1	ug/L			07/16/13 03:40	5
Ethylbenzene	ND		3.7	3.7	ug/L			07/16/13 03:40	5
m-Xylene & p-Xylene	ND		5.0	3.3	ug/L			07/16/13 03:40	5
o-Xylene	ND		3.8	3.8	ug/L			07/16/13 03:40	5
Tetrachloroethene	**280**		1.8	1.8	ug/L			07/16/13 03:40	5
Toluene	ND		2.6	2.6	ug/L			07/16/13 03:40	5
trans-1,2-Dichloroethene	ND		4.5	4.5	ug/L			07/16/13 03:40	5

Client Sample ID: PZ-8

Lab Sample ID: 480-41912-15

Date Collected: 07/11/13 14:25
Matrix: Water
Date Received: 07/13/13 01:00

Method: 8260B - Volatile Organic Compounds (GC/MS) (Continued)

Analyte	Result	Qualifier	RL	MDL	Unit	D	Prepared	Analyzed	Dil Fac
Trichloroethene	**180**		2.3	2.3	ug/L			07/16/13 03:40	5
Vinyl chloride	ND		5.0	4.5	ug/L			07/16/13 03:40	5
Xylenes, Total	ND		5.0	3.3	ug/L			07/16/13 03:40	5

Surrogate	*%Recovery*	*Qualifier*	*Limits*	*Prepared*	*Analyzed*	*Dil Fac*
1,2-Dichloroethane-d4 (Surr)	*118*		*66 - 137*		*07/16/13 03:40*	*5*
4-Bromofluorobenzene (Surr)	*107*		*73 - 120*		*07/16/13 03:40*	*5*
Toluene-d8 (Surr)	*112*		*71 - 126*		*07/16/13 03:40*	*5*

Client Sample ID: PZ-11R

Lab Sample ID: 480-41912-16

Date Collected: 07/11/13 15:55
Matrix: Water
Date Received: 07/13/13 01:00

Method: 8260B - Volatile Organic Compounds (GC/MS)

Analyte	Result	Qualifier	RL	MDL	Unit	D	Prepared	Analyzed	Dil Fac
1,1,1-Trichloroethane	ND		0.82	0.82	ug/L			07/16/13 04:02	1
1,1-Dichloroethane	ND		0.38	0.38	ug/L			07/16/13 04:02	1
1,2-Dichlorobenzene	ND		0.79	0.79	ug/L			07/16/13 04:02	1
1,3-Dichlorobenzene	ND		0.78	0.78	ug/L			07/16/13 04:02	1
1,4-Dichlorobenzene	ND		0.84	0.84	ug/L			07/16/13 04:02	1
Benzene	ND		0.41	0.41	ug/L			07/16/13 04:02	1
Chlorobenzene	ND		0.75	0.75	ug/L			07/16/13 04:02	1
Chloroethane	ND		0.32	0.32	ug/L			07/16/13 04:02	1
cis-1,2-Dichloroethene	**4.3**		0.81	0.81	ug/L			07/16/13 04:02	1
Ethylbenzene	ND		0.74	0.74	ug/L			07/16/13 04:02	1
m-Xylene & p-Xylene	ND		1.0	0.66	ug/L			07/16/13 04:02	1
o-Xylene	ND		0.76	0.76	ug/L			07/16/13 04:02	1
Tetrachloroethene	**4.4**		0.36	0.36	ug/L			07/16/13 04:02	1
Toluene	ND		0.51	0.51	ug/L			07/16/13 04:02	1
trans-1,2-Dichloroethene	ND		0.90	0.90	ug/L			07/16/13 04:02	1
Trichloroethene	**5.6**		0.46	0.46	ug/L			07/16/13 04:02	1
Vinyl chloride	ND		1.0	0.90	ug/L			07/16/13 04:02	1
Xylenes, Total	ND		1.0	0.66	ug/L			07/16/13 04:02	1

Surrogate	*%Recovery*	*Qualifier*	*Limits*	*Prepared*	*Analyzed*	*Dil Fac*
1,2-Dichloroethane-d4 (Surr)	*112*		*66 - 137*		*07/16/13 04:02*	*1*
4-Bromofluorobenzene (Surr)	*100*		*73 - 120*		*07/16/13 04:02*	*1*
Toluene-d8 (Surr)	*107*		*71 - 126*		*07/16/13 04:02*	*1*

Client Sample ID: PZ-13R

Lab Sample ID: 480-41912-17

Date Collected: 07/11/13 09:40
Matrix: Water
Date Received: 07/13/13 01:00

Method: 8260B - Volatile Organic Compounds (GC/MS)

Analyte	Result	Qualifier	RL	MDL	Unit	D	Prepared	Analyzed	Dil Fac
1,1,1-Trichloroethane	ND		0.82	0.82	ug/L			07/16/13 04:24	1
1,1-Dichloroethane	ND		0.38	0.38	ug/L			07/16/13 04:24	1
1,2-Dichlorobenzene	ND		0.79	0.79	ug/L			07/16/13 04:24	1
1,3-Dichlorobenzene	ND		0.78	0.78	ug/L			07/16/13 04:24	1
1,4-Dichlorobenzene	ND		0.84	0.84	ug/L			07/16/13 04:24	1

Client Sample ID: PZ-13R

Lab Sample ID: 480-41912-17

Date Collected: 07/11/13 09:40

Matrix: Water

Date Received: 07/13/13 01:00

Method: 8260B - Volatile Organic Compounds (GC/MS) (Continued)

Analyte	Result	Qualifier	RL	MDL	Unit	D	Prepared	Analyzed	Dil Fac
Benzene	ND		0.41	0.41	ug/L			07/16/13 04:24	1
Chlorobenzene	ND		0.75	0.75	ug/L			07/16/13 04:24	1
Chloroethane	ND		0.32	0.32	ug/L			07/16/13 04:24	1
cis-1,2-Dichloroethene	**1.3**		0.81	0.81	ug/L			07/16/13 04:24	1
Ethylbenzene	ND		0.74	0.74	ug/L			07/16/13 04:24	1
m-Xylene & p-Xylene	ND		1.0	0.66	ug/L			07/16/13 04:24	1
o-Xylene	ND		0.76	0.76	ug/L			07/16/13 04:24	1
Tetrachloroethene	**0.92**		0.36	0.36	ug/L			07/16/13 04:24	1
Toluene	ND		0.51	0.51	ug/L			07/16/13 04:24	1
trans-1,2-Dichloroethene	ND		0.90	0.90	ug/L			07/16/13 04:24	1
Trichloroethene	**4.1**		0.46	0.46	ug/L			07/16/13 04:24	1
Vinyl chloride	ND		1.0	0.90	ug/L			07/16/13 04:24	1
Xylenes, Total	ND		1.0	0.66	ug/L			07/16/13 04:24	1

Surrogate	*%Recovery*	*Qualifier*	*Limits*	*Prepared*	*Analyzed*	*Dil Fac*
1,2-Dichloroethane-d4 (Surr)	*111*		*66 - 137*		*07/16/13 04:24*	*1*
4-Bromofluorobenzene (Surr)	*101*		*73 - 120*		*07/16/13 04:24*	*1*
Toluene-d8 (Surr)	*110*		*71 - 126*		*07/16/13 04:24*	*1*

Client Sample ID: DUP-071113

Lab Sample ID: 480-41912-18

Date Collected: 07/11/13 00:00

Matrix: Water

Date Received: 07/13/13 01:00

Method: 8260B - Volatile Organic Compounds (GC/MS)

Analyte	Result	Qualifier	RL	MDL	Unit	D	Prepared	Analyzed	Dil Fac
1,1,1-Trichloroethane	ND		0.82	0.82	ug/L			07/16/13 04:47	1
1,1-Dichloroethane	**2.0**		0.38	0.38	ug/L			07/16/13 04:47	1
1,2-Dichlorobenzene	ND		0.79	0.79	ug/L			07/16/13 04:47	1
1,3-Dichlorobenzene	ND		0.78	0.78	ug/L			07/16/13 04:47	1
1,4-Dichlorobenzene	ND		0.84	0.84	ug/L			07/16/13 04:47	1
Benzene	ND		0.41	0.41	ug/L			07/16/13 04:47	1
Chlorobenzene	ND		0.75	0.75	ug/L			07/16/13 04:47	1
Chloroethane	ND		0.32	0.32	ug/L			07/16/13 04:47	1
cis-1,2-Dichloroethene	**15**		0.81	0.81	ug/L			07/16/13 04:47	1
Ethylbenzene	ND		0.74	0.74	ug/L			07/16/13 04:47	1
m-Xylene & p-Xylene	ND		1.0	0.66	ug/L			07/16/13 04:47	1
o-Xylene	ND		0.76	0.76	ug/L			07/16/13 04:47	1
Tetrachloroethene	**22**		0.36	0.36	ug/L			07/16/13 04:47	1
Toluene	ND		0.51	0.51	ug/L			07/16/13 04:47	1
trans-1,2-Dichloroethene	ND		0.90	0.90	ug/L			07/16/13 04:47	1
Trichloroethene	**9.6**		0.46	0.46	ug/L			07/16/13 04:47	1
Vinyl chloride	**2.0**		1.0	0.90	ug/L			07/16/13 04:47	1
Xylenes, Total	ND		1.0	0.66	ug/L			07/16/13 04:47	1

Surrogate	*%Recovery*	*Qualifier*	*Limits*	*Prepared*	*Analyzed*	*Dil Fac*
1,2-Dichloroethane-d4 (Surr)	*114*		*66 - 137*		*07/16/13 04:47*	*1*
4-Bromofluorobenzene (Surr)	*104*		*73 - 120*		*07/16/13 04:47*	*1*
Toluene-d8 (Surr)	*110*		*71 - 126*		*07/16/13 04:47*	*1*

Client Sample ID: A1-PZ-2

Lab Sample ID: 480-41912-19

Date Collected: 07/09/13 16:52

Matrix: Water

Date Received: 07/13/13 01:00

Method: 8260B - Volatile Organic Compounds (GC/MS)

Analyte	Result	Qualifier	RL	MDL	Unit	D	Prepared	Analyzed	Dil Fac
1,1,1-Trichloroethane	ND		0.82	0.82	ug/L			07/16/13 05:09	1
1,1-Dichloroethane	ND		0.38	0.38	ug/L			07/16/13 05:09	1
1,2-Dichlorobenzene	ND		0.79	0.79	ug/L			07/16/13 05:09	1
1,3-Dichlorobenzene	ND		0.78	0.78	ug/L			07/16/13 05:09	1
1,4-Dichlorobenzene	ND		0.84	0.84	ug/L			07/16/13 05:09	1
Benzene	ND		0.41	0.41	ug/L			07/16/13 05:09	1
Chlorobenzene	ND		0.75	0.75	ug/L			07/16/13 05:09	1
Chloroethane	ND		0.32	0.32	ug/L			07/16/13 05:09	1
cis-1,2-Dichloroethene	**2.0**		0.81	0.81	ug/L			07/16/13 05:09	1
Ethylbenzene	ND		0.74	0.74	ug/L			07/16/13 05:09	1
m-Xylene & p-Xylene	ND		1.0	0.66	ug/L			07/16/13 05:09	1
o-Xylene	ND		0.76	0.76	ug/L			07/16/13 05:09	1
Tetrachloroethene	ND		0.36	0.36	ug/L			07/16/13 05:09	1
Toluene	ND		0.51	0.51	ug/L			07/16/13 05:09	1
trans-1,2-Dichloroethene	ND		0.90	0.90	ug/L			07/16/13 05:09	1
Trichloroethene	ND		0.46	0.46	ug/L			07/16/13 05:09	1
Vinyl chloride	**2.1**		1.0	0.90	ug/L			07/16/13 05:09	1
Xylenes, Total	ND		1.0	0.66	ug/L			07/16/13 05:09	1

Surrogate	*%Recovery*	*Qualifier*	*Limits*	*Prepared*	*Analyzed*	*Dil Fac*
1,2-Dichloroethane-d4 (Surr)	*114*		*66 - 137*		*07/16/13 05:09*	*1*
4-Bromofluorobenzene (Surr)	*105*		*73 - 120*		*07/16/13 05:09*	*1*
Toluene-d8 (Surr)	*110*		*71 - 126*		*07/16/13 05:09*	*1*

Client Sample ID: A2-PZ-1

Lab Sample ID: 480-41912-20

Date Collected: 07/09/13 15:01

Matrix: Water

Date Received: 07/13/13 01:00

Method: 8260B - Volatile Organic Compounds (GC/MS)

Analyte	Result	Qualifier	RL	MDL	Unit	D	Prepared	Analyzed	Dil Fac
1,1,1-Trichloroethane	ND		210	210	ug/L			07/16/13 05:32	250
1,1-Dichloroethane	**1100**		95	95	ug/L			07/16/13 05:32	250
1,2-Dichlorobenzene	ND		200	200	ug/L			07/16/13 05:32	250
1,3-Dichlorobenzene	ND		200	200	ug/L			07/16/13 05:32	250
1,4-Dichlorobenzene	ND		210	210	ug/L			07/16/13 05:32	250
Benzene	ND		100	100	ug/L			07/16/13 05:32	250
Chlorobenzene	ND		190	190	ug/L			07/16/13 05:32	250
Chloroethane	ND		80	80	ug/L			07/16/13 05:32	250
cis-1,2-Dichloroethene	**18000**		200	200	ug/L			07/16/13 05:32	250
Ethylbenzene	ND		190	190	ug/L			07/16/13 05:32	250
m-Xylene & p-Xylene	ND		250	170	ug/L			07/16/13 05:32	250
o-Xylene	ND		190	190	ug/L			07/16/13 05:32	250
Tetrachloroethene	ND		90	90	ug/L			07/16/13 05:32	250
Toluene	ND		130	130	ug/L			07/16/13 05:32	250
trans-1,2-Dichloroethene	ND		230	230	ug/L			07/16/13 05:32	250
Trichloroethene	**2300**		120	120	ug/L			07/16/13 05:32	250
Vinyl chloride	**1000**		250	230	ug/L			07/16/13 05:32	250
Xylenes, Total	ND		250	170	ug/L			07/16/13 05:32	250

Client Sample ID: A2-PZ-1

Lab Sample ID: 480-41912-20

Date Collected: 07/09/13 15:01

Matrix: Water

Date Received: 07/13/13 01:00

Surrogate	*%Recovery*	*Qualifier*	*Limits*	*Prepared*	*Analyzed*	*Dil Fac*
1,2-Dichloroethane-d4 (Surr)	*117*		*66 - 137*		*07/16/13 05:32*	*250*
4-Bromofluorobenzene (Surr)	*106*		*73 - 120*		*07/16/13 05:32*	*250*
Toluene-d8 (Surr)	*112*		*71 - 126*		*07/16/13 05:32*	*250*

Client Sample ID: A2-PZ-2

Lab Sample ID: 480-41912-21

Date Collected: 07/10/13 12:20

Matrix: Water

Date Received: 07/13/13 01:00

Method: 8260B - Volatile Organic Compounds (GC/MS)

Analyte	Result	Qualifier	RL	MDL	Unit	D	Prepared	Analyzed	Dil Fac
1,1,1-Trichloroethane	ND		8.2	8.2	ug/L			07/16/13 05:54	10
1,1-Dichloroethane	**6.6**		3.8	3.8	ug/L			07/16/13 05:54	10
1,2-Dichlorobenzene	ND		7.9	7.9	ug/L			07/16/13 05:54	10
1,3-Dichlorobenzene	ND		7.8	7.8	ug/L			07/16/13 05:54	10
1,4-Dichlorobenzene	ND		8.4	8.4	ug/L			07/16/13 05:54	10
Benzene	ND		4.1	4.1	ug/L			07/16/13 05:54	10
Chlorobenzene	ND		7.5	7.5	ug/L			07/16/13 05:54	10
Chloroethane	ND		3.2	3.2	ug/L			07/16/13 05:54	10
cis-1,2-Dichloroethene	**150**		8.1	8.1	ug/L			07/16/13 05:54	10
Ethylbenzene	ND		7.4	7.4	ug/L			07/16/13 05:54	10
m-Xylene & p-Xylene	ND		10	6.6	ug/L			07/16/13 05:54	10
o-Xylene	ND		7.6	7.6	ug/L			07/16/13 05:54	10
Tetrachloroethene	**1100**	**E**	3.6	3.6	ug/L			07/16/13 05:54	10
Toluene	ND		5.1	5.1	ug/L			07/16/13 05:54	10
trans-1,2-Dichloroethene	ND		9.0	9.0	ug/L			07/16/13 05:54	10
Trichloroethene	**380**		4.6	4.6	ug/L			07/16/13 05:54	10
Vinyl chloride	ND		10	9.0	ug/L			07/16/13 05:54	10
Xylenes, Total	ND		10	6.6	ug/L			07/16/13 05:54	10

Surrogate	*%Recovery*	*Qualifier*	*Limits*	*Prepared*	*Analyzed*	*Dil Fac*
1,2-Dichloroethane-d4 (Surr)	*114*		*66 - 137*		*07/16/13 05:54*	*10*
4-Bromofluorobenzene (Surr)	*106*		*73 - 120*		*07/16/13 05:54*	*10*
Toluene-d8 (Surr)	*112*		*71 - 126*		*07/16/13 05:54*	*10*

Method: 8260B - Volatile Organic Compounds (GC/MS) - DL

Analyte	Result	Qualifier	RL	MDL	Unit	D	Prepared	Analyzed	Dil Fac
1,1,1-Trichloroethane	ND		16	16	ug/L			07/16/13 12:37	20
1,1-Dichloroethane	ND		7.6	7.6	ug/L			07/16/13 12:37	20
1,2-Dichlorobenzene	ND		16	16	ug/L			07/16/13 12:37	20
1,3-Dichlorobenzene	ND		16	16	ug/L			07/16/13 12:37	20
1,4-Dichlorobenzene	ND		17	17	ug/L			07/16/13 12:37	20
Benzene	ND		8.2	8.2	ug/L			07/16/13 12:37	20
Chlorobenzene	ND		15	15	ug/L			07/16/13 12:37	20
Chloroethane	ND		6.4	6.4	ug/L			07/16/13 12:37	20
cis-1,2-Dichloroethene	**190**		16	16	ug/L			07/16/13 12:37	20
Ethylbenzene	ND		15	15	ug/L			07/16/13 12:37	20
m-Xylene & p-Xylene	ND		20	13	ug/L			07/16/13 12:37	20
o-Xylene	ND		15	15	ug/L			07/16/13 12:37	20
Tetrachloroethene	**800**		7.2	7.2	ug/L			07/16/13 12:37	20
Toluene	ND		10	10	ug/L			07/16/13 12:37	20
trans-1,2-Dichloroethene	ND		18	18	ug/L			07/16/13 12:37	20

Client Sample ID: A2-PZ-2

Lab Sample ID: 480-41912-21

Date Collected: 07/10/13 12:20

Matrix: Water

Date Received: 07/13/13 01:00

Method: 8260B - Volatile Organic Compounds (GC/MS) - DL (Continued)

Analyte	Result	Qualifier	RL	MDL	Unit	D	Prepared	Analyzed	Dil Fac
Trichloroethene	360		9.2	9.2	ug/L			07/16/13 12:37	20
Vinyl chloride	ND		20	18	ug/L			07/16/13 12:37	20
Xylenes, Total	ND		20	13	ug/L			07/16/13 12:37	20

Surrogate	*%Recovery*	*Qualifier*	*Limits*	*Prepared*	*Analyzed*	*Dil Fac*
1,2-Dichloroethane-d4 (Surr)	*115*		*66 - 137*		*07/16/13 12:37*	*20*
4-Bromofluorobenzene (Surr)	*105*		*73 - 120*		*07/16/13 12:37*	*20*
Toluene-d8 (Surr)	*113*		*71 - 126*		*07/16/13 12:37*	*20*

Client Sample ID: TRIP BLANK

Lab Sample ID: 480-41912-22

Date Collected: 07/11/13 00:00

Matrix: Water

Date Received: 07/13/13 01:00

Method: 8260B - Volatile Organic Compounds (GC/MS)

Analyte	Result	Qualifier	RL	MDL	Unit	D	Prepared	Analyzed	Dil Fac
1,1,1-Trichloroethane	ND		0.82	0.82	ug/L			07/16/13 06:17	1
1,1-Dichloroethane	ND		0.38	0.38	ug/L			07/16/13 06:17	1
1,2-Dichlorobenzene	ND		0.79	0.79	ug/L			07/16/13 06:17	1
1,3-Dichlorobenzene	ND		0.78	0.78	ug/L			07/16/13 06:17	1
1,4-Dichlorobenzene	ND		0.84	0.84	ug/L			07/16/13 06:17	1
Benzene	ND		0.41	0.41	ug/L			07/16/13 06:17	1
Chlorobenzene	ND		0.75	0.75	ug/L			07/16/13 06:17	1
Chloroethane	ND		0.32	0.32	ug/L			07/16/13 06:17	1
cis-1,2-Dichloroethene	ND		0.81	0.81	ug/L			07/16/13 06:17	1
Ethylbenzene	ND		0.74	0.74	ug/L			07/16/13 06:17	1
m-Xylene & p-Xylene	ND		1.0	0.66	ug/L			07/16/13 06:17	1
o-Xylene	ND		0.76	0.76	ug/L			07/16/13 06:17	1
Tetrachloroethene	ND		0.36	0.36	ug/L			07/16/13 06:17	1
Toluene	ND		0.51	0.51	ug/L			07/16/13 06:17	1
trans-1,2-Dichloroethene	ND		0.90	0.90	ug/L			07/16/13 06:17	1
Trichloroethene	ND		0.46	0.46	ug/L			07/16/13 06:17	1
Vinyl chloride	ND		1.0	0.90	ug/L			07/16/13 06:17	1
Xylenes, Total	ND		1.0	0.66	ug/L			07/16/13 06:17	1

Surrogate	*%Recovery*	*Qualifier*	*Limits*	*Prepared*	*Analyzed*	*Dil Fac*
1,2-Dichloroethane-d4 (Surr)	*118*		*66 - 137*		*07/16/13 06:17*	*1*
4-Bromofluorobenzene (Surr)	*108*		*73 - 120*		*07/16/13 06:17*	*1*
Toluene-d8 (Surr)	*113*		*71 - 126*		*07/16/13 06:17*	*1*

Method: 8260B - Volatile Organic Compounds (GC/MS)

Lab Sample ID: MB 480-128946/6
Matrix: Water
Analysis Batch: 128946

Client Sample ID: Method Blank
Prep Type: Total/NA

Analyte	MB Result	MB Qualifier	RL	MDL	Unit	D	Prepared	Analyzed	Dil Fac
1,1,1-Trichloroethane	ND		0.82	0.82	ug/L			07/15/13 22:51	1
1,1-Dichloroethane	ND		0.38	0.38	ug/L			07/15/13 22:51	1
1,2-Dichlorobenzene	ND		0.79	0.79	ug/L			07/15/13 22:51	1
1,3-Dichlorobenzene	ND		0.78	0.78	ug/L			07/15/13 22:51	1
1,4-Dichlorobenzene	ND		0.84	0.84	ug/L			07/15/13 22:51	1
Benzene	ND		0.41	0.41	ug/L			07/15/13 22:51	1
Chlorobenzene	ND		0.75	0.75	ug/L			07/15/13 22:51	1
Chloroethane	ND		0.32	0.32	ug/L			07/15/13 22:51	1
cis-1,2-Dichloroethene	ND		0.81	0.81	ug/L			07/15/13 22:51	1
Ethylbenzene	ND		0.74	0.74	ug/L			07/15/13 22:51	1
m-Xylene & p-Xylene	ND		1.0	0.66	ug/L			07/15/13 22:51	1
o-Xylene	ND		0.76	0.76	ug/L			07/15/13 22:51	1
Tetrachloroethene	ND		0.36	0.36	ug/L			07/15/13 22:51	1
Toluene	ND		0.51	0.51	ug/L			07/15/13 22:51	1
trans-1,2-Dichloroethene	ND		0.90	0.90	ug/L			07/15/13 22:51	1
Trichloroethene	ND		0.46	0.46	ug/L			07/15/13 22:51	1
Vinyl chloride	ND		1.0	0.90	ug/L			07/15/13 22:51	1
Xylenes, Total	ND		1.0	0.66	ug/L			07/15/13 22:51	1

Surrogate	*MB %Recovery*	*MB Qualifier*	*Limits*	*Prepared*	*Analyzed*	*Dil Fac*
1,2-Dichloroethane-d4 (Surr)	*115*		*66 - 137*		*07/15/13 22:51*	*1*
4-Bromofluorobenzene (Surr)	*110*		*73 - 120*		*07/15/13 22:51*	*1*
Toluene-d8 (Surr)	*117*		*71 - 126*		*07/15/13 22:51*	*1*

Lab Sample ID: LCS 480-128946/5
Matrix: Water
Analysis Batch: 128946

Client Sample ID: Lab Control Sample
Prep Type: Total/NA

Analyte	Spike Added	LCS Result	LCS Qualifier	Unit	D	%Rec	%Rec. Limits
1,1,1-Trichloroethane	25.0	29.1		ug/L		117	73 - 126
1,1-Dichloroethane	25.0	28.4		ug/L		113	71 - 129
1,2-Dichlorobenzene	25.0	28.4		ug/L		114	80 - 124
1,3-Dichlorobenzene	25.0	28.5		ug/L		114	77 - 120
1,4-Dichlorobenzene	25.0	28.2		ug/L		113	75 - 120
Benzene	25.0	27.7		ug/L		111	71 - 124
Chlorobenzene	25.0	27.9		ug/L		112	72 - 120
Chloroethane	25.0	28.4		ug/L		113	69 - 136
cis-1,2-Dichloroethene	25.0	28.1		ug/L		112	74 - 124
Ethylbenzene	25.0	28.4		ug/L		113	77 - 123
m-Xylene & p-Xylene	50.0	57.4		ug/L		115	76 - 122
o-Xylene	25.0	28.7		ug/L		115	76 - 122
Tetrachloroethene	25.0	26.9		ug/L		108	74 - 122
Toluene	25.0	27.7		ug/L		111	80 - 122
trans-1,2-Dichloroethene	25.0	27.7		ug/L		111	73 - 127
Trichloroethene	25.0	27.6		ug/L		110	74 - 123
Vinyl chloride	25.0	26.8		ug/L		107	65 - 133
Xylenes, Total	75.0	86.1		ug/L		115	76 - 122

Method: 8260B - Volatile Organic Compounds (GC/MS) (Continued)

Lab Sample ID: LCS 480-128946/5
Matrix: Water
Analysis Batch: 128946

Client Sample ID: Lab Control Sample
Prep Type: Total/NA

Surrogate	*LCS %Recovery*	*LCS Qualifier*	*Limits*
1,2-Dichloroethane-d4 (Surr)	*110*		*66 - 137*
4-Bromofluorobenzene (Surr)	*109*		*73 - 120*
Toluene-d8 (Surr)	*111*		*71 - 126*

Lab Sample ID: 480-41912-8 MS
Matrix: Water
Analysis Batch: 128946

Client Sample ID: MW-1
Prep Type: Total/NA

Analyte	Sample Result	Sample Qualifier	Spike Added	MS Result	MS Qualifier	Unit	D	%Rec	%Rec. Limits
1,1,1-Trichloroethane	ND		25.0	28.0		ug/L		112	73 - 126
1,1-Dichloroethane	1.1		25.0	27.6		ug/L		106	71 - 129
1,2-Dichlorobenzene	ND		25.0	25.1		ug/L		100	80 - 124
1,3-Dichlorobenzene	ND		25.0	25.9		ug/L		104	77 - 120
1,4-Dichlorobenzene	ND		25.0	24.7		ug/L		99	75 - 120
Benzene	ND		25.0	25.7		ug/L		103	71 - 124
Chlorobenzene	ND		25.0	25.9		ug/L		104	72 - 120
Chloroethane	ND		25.0	27.5		ug/L		110	69 - 136
cis-1,2-Dichloroethene	11		25.0	37.1		ug/L		104	74 - 124
Ethylbenzene	ND		25.0	26.8		ug/L		107	77 - 123
m-Xylene & p-Xylene	ND		50.0	53.7		ug/L		107	76 - 122
o-Xylene	ND		25.0	26.8		ug/L		107	76 - 122
Tetrachloroethene	69		25.0	93.8		ug/L		99	74 - 122
Toluene	ND		25.0	26.1		ug/L		104	80 - 122
trans-1,2-Dichloroethene	ND		25.0	26.9		ug/L		108	73 - 127
Trichloroethene	16		25.0	41.4		ug/L		100	74 - 123
Vinyl chloride	ND		25.0	27.1		ug/L		108	65 - 133
Xylenes, Total	ND		75.0	80.5		ug/L		107	76 - 122

Surrogate	*MS %Recovery*	*MS Qualifier*	*Limits*
1,2-Dichloroethane-d4 (Surr)	*113*		*66 - 137*
4-Bromofluorobenzene (Surr)	*114*		*73 - 120*
Toluene-d8 (Surr)	*116*		*71 - 126*

Lab Sample ID: 480-41912-8 MSD
Matrix: Water
Analysis Batch: 128946

Client Sample ID: MW-1
Prep Type: Total/NA

Analyte	Sample Result	Sample Qualifier	Spike Added	MSD Result	MSD Qualifier	Unit	D	%Rec	%Rec. Limits	RPD	RPD Limit
1,1,1-Trichloroethane	ND		25.0	32.7	F	ug/L		131	73 - 126	16	15
1,1-Dichloroethane	1.1		25.0	31.7		ug/L		122	71 - 129	14	20
1,2-Dichlorobenzene	ND		25.0	28.8		ug/L		115	80 - 124	14	20
1,3-Dichlorobenzene	ND		25.0	29.6		ug/L		118	77 - 120	13	20
1,4-Dichlorobenzene	ND		25.0	28.7		ug/L		115	75 - 120	15	20
Benzene	ND		25.0	29.8	F	ug/L		119	71 - 124	15	13
Chlorobenzene	ND		25.0	29.0		ug/L		116	72 - 120	11	25
Chloroethane	ND		25.0	30.8		ug/L		123	69 - 136	11	15
cis-1,2-Dichloroethene	11		25.0	41.4		ug/L		121	74 - 124	11	15
Ethylbenzene	ND		25.0	30.3		ug/L		121	77 - 123	12	15

Method: 8260B - Volatile Organic Compounds (GC/MS) (Continued)

Lab Sample ID: 480-41912-8 MSD
Matrix: Water
Analysis Batch: 128946

Client Sample ID: MW-1
Prep Type: Total/NA

Analyte	Sample Result	Sample Qualifier	Spike Added	MSD Result	MSD Qualifier	Unit	D	%Rec	%Rec. Limits	RPD	RPD Limit
m-Xylene & p-Xylene	ND		50.0	60.1		ug/L		120	76 - 122	11	16
o-Xylene	ND		25.0	30.0		ug/L		120	76 - 122	11	16
Tetrachloroethene	69		25.0	91.7		ug/L		91	74 - 122	2	20
Toluene	ND		25.0	29.8		ug/L		119	80 - 122	13	15
trans-1,2-Dichloroethene	ND		25.0	30.2		ug/L		121	73 - 127	11	20
Trichloroethene	16		25.0	44.7		ug/L		113	74 - 123	8	16
Vinyl chloride	ND		25.0	29.9		ug/L		120	65 - 133	10	15
Xylenes, Total	ND		75.0	90.1		ug/L		120	76 - 122	11	16

Surrogate	*MSD %Recovery*	*MSD Qualifier*	*Limits*
1,2-Dichloroethane-d4 (Surr)	*108*		*66 - 137*
4-Bromofluorobenzene (Surr)	*103*		*73 - 120*
Toluene-d8 (Surr)	*108*		*71 - 126*

Lab Sample ID: MB 480-129010/6
Matrix: Water
Analysis Batch: 129010

Client Sample ID: Method Blank
Prep Type: Total/NA

Analyte	MB Result	MB Qualifier	RL	MDL	Unit	D	Prepared	Analyzed	Dil Fac
1,1,1-Trichloroethane	ND		0.82	0.82	ug/L			07/16/13 11:28	1
1,1-Dichloroethane	ND		0.38	0.38	ug/L			07/16/13 11:28	1
1,2-Dichlorobenzene	ND		0.79	0.79	ug/L			07/16/13 11:28	1
1,3-Dichlorobenzene	ND		0.78	0.78	ug/L			07/16/13 11:28	1
1,4-Dichlorobenzene	ND		0.84	0.84	ug/L			07/16/13 11:28	1
Benzene	ND		0.41	0.41	ug/L			07/16/13 11:28	1
Chlorobenzene	ND		0.75	0.75	ug/L			07/16/13 11:28	1
Chloroethane	ND		0.32	0.32	ug/L			07/16/13 11:28	1
cis-1,2-Dichloroethene	ND		0.81	0.81	ug/L			07/16/13 11:28	1
Ethylbenzene	ND		0.74	0.74	ug/L			07/16/13 11:28	1
m-Xylene & p-Xylene	ND		1.0	0.66	ug/L			07/16/13 11:28	1
o-Xylene	ND		0.76	0.76	ug/L			07/16/13 11:28	1
Tetrachloroethene	ND		0.36	0.36	ug/L			07/16/13 11:28	1
Toluene	ND		0.51	0.51	ug/L			07/16/13 11:28	1
trans-1,2-Dichloroethene	ND		0.90	0.90	ug/L			07/16/13 11:28	1
Trichloroethene	ND		0.46	0.46	ug/L			07/16/13 11:28	1
Vinyl chloride	ND		1.0	0.90	ug/L			07/16/13 11:28	1
Xylenes, Total	ND		1.0	0.66	ug/L			07/16/13 11:28	1

Surrogate	*MB %Recovery*	*MB Qualifier*	*Limits*	*Prepared*	*Analyzed*	*Dil Fac*
1,2-Dichloroethane-d4 (Surr)	*114*		*66 - 137*		*07/16/13 11:28*	*1*
4-Bromofluorobenzene (Surr)	*106*		*73 - 120*		*07/16/13 11:28*	*1*
Toluene-d8 (Surr)	*113*		*71 - 126*		*07/16/13 11:28*	*1*

Method: 8260B - Volatile Organic Compounds (GC/MS) (Continued)

Lab Sample ID: LCS 480-129010/5
Matrix: Water
Analysis Batch: 129010

Client Sample ID: Lab Control Sample
Prep Type: Total/NA

Analyte	Spike Added	LCS Result	LCS Qualifier	Unit	D	%Rec	%Rec. Limits
1,1,1-Trichloroethane	25.0	27.5		ug/L		110	73 - 126
1,1-Dichloroethane	25.0	26.6		ug/L		107	71 - 129
1,2-Dichlorobenzene	25.0	26.5		ug/L		106	80 - 124
1,3-Dichlorobenzene	25.0	27.0		ug/L		108	77 - 120
1,4-Dichlorobenzene	25.0	25.9		ug/L		103	75 - 120
Benzene	25.0	26.4		ug/L		105	71 - 124
Chlorobenzene	25.0	26.6		ug/L		107	72 - 120
Chloroethane	25.0	23.1		ug/L		92	69 - 136
cis-1,2-Dichloroethene	25.0	26.5		ug/L		106	74 - 124
Ethylbenzene	25.0	27.0		ug/L		108	77 - 123
m-Xylene & p-Xylene	50.0	54.2		ug/L		108	76 - 122
o-Xylene	25.0	27.0		ug/L		108	76 - 122
Tetrachloroethene	25.0	26.2		ug/L		105	74 - 122
Toluene	25.0	26.1		ug/L		104	80 - 122
trans-1,2-Dichloroethene	25.0	26.7		ug/L		107	73 - 127
Trichloroethene	25.0	26.5		ug/L		106	74 - 123
Vinyl chloride	25.0	25.5		ug/L		102	65 - 133
Xylenes, Total	75.0	81.2		ug/L		108	76 - 122

Surrogate	*LCS %Recovery*	*LCS Qualifier*	*Limits*
1,2-Dichloroethane-d4 (Surr)	*106*		*66 - 137*
4-Bromofluorobenzene (Surr)	*106*		*73 - 120*
Toluene-d8 (Surr)	*109*		*71 - 126*

QC Association Summary

Client: ARCADIS U.S. Inc
Project/Site: Lockheed Martin Corporation

TestAmerica Job ID: 480-41912-1

GC/MS VOA

Analysis Batch: 128946

Lab Sample ID	Client Sample ID	Prep Type	Matrix	Method	Prep Batch
480-41912-8	MW-1	Total/NA	Water	8260B	
480-41912-8 MS	MW-1	Total/NA	Water	8260B	
480-41912-8 MSD	MW-1	Total/NA	Water	8260B	
480-41912-9	MW-3	Total/NA	Water	8260B	
480-41912-10	MW-13S	Total/NA	Water	8260B	
480-41912-11	MW-18	Total/NA	Water	8260B	
480-41912-12	MW-20	Total/NA	Water	8260B	
480-41912-13	MW-21	Total/NA	Water	8260B	
480-41912-14	PZ-5	Total/NA	Water	8260B	
480-41912-15	PZ-8	Total/NA	Water	8260B	
480-41912-16	PZ-11R	Total/NA	Water	8260B	
480-41912-17	PZ-13R	Total/NA	Water	8260B	
480-41912-18	DUP-071113	Total/NA	Water	8260B	
480-41912-19	A1-PZ-2	Total/NA	Water	8260B	
480-41912-20	A2-PZ-1	Total/NA	Water	8260B	
480-41912-21	A2-PZ-2	Total/NA	Water	8260B	
480-41912-22	TRIP BLANK	Total/NA	Water	8260B	
LCS 480-128946/5	Lab Control Sample	Total/NA	Water	8260B	
MB 480-128946/6	Method Blank	Total/NA	Water	8260B	

Analysis Batch: 129010

Lab Sample ID	Client Sample ID	Prep Type	Matrix	Method	Prep Batch
480-41912-14 - DL	PZ-5	Total/NA	Water	8260B	
480-41912-21 - DL	A2-PZ-2	Total/NA	Water	8260B	
LCS 480-129010/5	Lab Control Sample	Total/NA	Water	8260B	
MB 480-129010/6	Method Blank	Total/NA	Water	8260B	

Lab Chronicle

Client: ARCADIS U.S. Inc
Project/Site: Lockheed Martin Corporation

TestAmerica Job ID: 480-41912-1

Client Sample ID: MW-1 — Lab Sample ID: 480-41912-8

Date Collected: 07/11/13 18:10 — **Matrix: Water**
Date Received: 07/13/13 01:00

Prep Type	Batch Type	Batch Method	Run	Dilution Factor	Batch Number	Prepared or Analyzed	Analyst	Lab
Total/NA	Analysis	8260B		1	128946	07/16/13 00:16	TRF	TAL BUF

Client Sample ID: MW-3 — Lab Sample ID: 480-41912-9

Date Collected: 07/11/13 16:55 — **Matrix: Water**
Date Received: 07/13/13 01:00

Prep Type	Batch Type	Batch Method	Run	Dilution Factor	Batch Number	Prepared or Analyzed	Analyst	Lab
Total/NA	Analysis	8260B		1	128946	07/16/13 01:24	TRF	TAL BUF

Client Sample ID: MW-13S — Lab Sample ID: 480-41912-10

Date Collected: 07/11/13 10:47 — **Matrix: Water**
Date Received: 07/13/13 01:00

Prep Type	Batch Type	Batch Method	Run	Dilution Factor	Batch Number	Prepared or Analyzed	Analyst	Lab
Total/NA	Analysis	8260B		1	128946	07/16/13 01:47	TRF	TAL BUF

Client Sample ID: MW-18 — Lab Sample ID: 480-41912-11

Date Collected: 07/11/13 16:13 — **Matrix: Water**
Date Received: 07/13/13 01:00

Prep Type	Batch Type	Batch Method	Run	Dilution Factor	Batch Number	Prepared or Analyzed	Analyst	Lab
Total/NA	Analysis	8260B		20	128946	07/16/13 02:10	TRF	TAL BUF

Client Sample ID: MW-20 — Lab Sample ID: 480-41912-12

Date Collected: 07/11/13 17:54 — **Matrix: Water**
Date Received: 07/13/13 01:00

Prep Type	Batch Type	Batch Method	Run	Dilution Factor	Batch Number	Prepared or Analyzed	Analyst	Lab
Total/NA	Analysis	8260B		1	128946	07/16/13 02:32	TRF	TAL BUF

Client Sample ID: MW-21 — Lab Sample ID: 480-41912-13

Date Collected: 07/11/13 12:02 — **Matrix: Water**
Date Received: 07/13/13 01:00

Prep Type	Batch Type	Batch Method	Run	Dilution Factor	Batch Number	Prepared or Analyzed	Analyst	Lab
Total/NA	Analysis	8260B		1	128946	07/16/13 02:55	TRF	TAL BUF

Lab Chronicle

Client: ARCADIS U.S. Inc
Project/Site: Lockheed Martin Corporation

TestAmerica Job ID: 480-41912-1

Client Sample ID: PZ-5 — Lab Sample ID: 480-41912-14

Date Collected: 07/11/13 14:45 — **Matrix: Water**
Date Received: 07/13/13 01:00

Prep Type	Batch Type	Batch Method	Run	Dilution Factor	Batch Number	Prepared or Analyzed	Analyst	Lab
Total/NA	Analysis	8260B		1	128946	07/16/13 03:17	TRF	TAL BUF
Total/NA	Analysis	8260B	DL	2	129010	07/16/13 12:14	RAL	TAL BUF

Client Sample ID: PZ-8 — Lab Sample ID: 480-41912-15

Date Collected: 07/11/13 14:25 — **Matrix: Water**
Date Received: 07/13/13 01:00

Prep Type	Batch Type	Batch Method	Run	Dilution Factor	Batch Number	Prepared or Analyzed	Analyst	Lab
Total/NA	Analysis	8260B		5	128946	07/16/13 03:40	TRF	TAL BUF

Client Sample ID: PZ-11R — Lab Sample ID: 480-41912-16

Date Collected: 07/11/13 15:55 — **Matrix: Water**
Date Received: 07/13/13 01:00

Prep Type	Batch Type	Batch Method	Run	Dilution Factor	Batch Number	Prepared or Analyzed	Analyst	Lab
Total/NA	Analysis	8260B		1	128946	07/16/13 04:02	TRF	TAL BUF

Client Sample ID: PZ-13R — Lab Sample ID: 480-41912-17

Date Collected: 07/11/13 09:40 — **Matrix: Water**
Date Received: 07/13/13 01:00

Prep Type	Batch Type	Batch Method	Run	Dilution Factor	Batch Number	Prepared or Analyzed	Analyst	Lab
Total/NA	Analysis	8260B		1	128946	07/16/13 04:24	TRF	TAL BUF

Client Sample ID: DUP-071113 — Lab Sample ID: 480-41912-18

Date Collected: 07/11/13 00:00 — **Matrix: Water**
Date Received: 07/13/13 01:00

Prep Type	Batch Type	Batch Method	Run	Dilution Factor	Batch Number	Prepared or Analyzed	Analyst	Lab
Total/NA	Analysis	8260B		1	128946	07/16/13 04:47	TRF	TAL BUF

Client Sample ID: A1-PZ-2 — Lab Sample ID: 480-41912-19

Date Collected: 07/09/13 16:52 — **Matrix: Water**
Date Received: 07/13/13 01:00

Prep Type	Batch Type	Batch Method	Run	Dilution Factor	Batch Number	Prepared or Analyzed	Analyst	Lab
Total/NA	Analysis	8260B		1	128946	07/16/13 05:09	TRF	TAL BUF

Lab Chronicle

Client: ARCADIS U.S. Inc
Project/Site: Lockheed Martin Corporation

TestAmerica Job ID: 480-41912-1

Client Sample ID: A2-PZ-1

Lab Sample ID: 480-41912-20

Date Collected: 07/09/13 15:01
Matrix: Water
Date Received: 07/13/13 01:00

Prep Type	Batch Type	Batch Method	Run	Dilution Factor	Batch Number	Prepared or Analyzed	Analyst	Lab
Total/NA	Analysis	8260B		250	128946	07/16/13 05:32	TRF	TAL BUF

Client Sample ID: A2-PZ-2

Lab Sample ID: 480-41912-21

Date Collected: 07/10/13 12:20
Matrix: Water
Date Received: 07/13/13 01:00

Prep Type	Batch Type	Batch Method	Run	Dilution Factor	Batch Number	Prepared or Analyzed	Analyst	Lab
Total/NA	Analysis	8260B		10	128946	07/16/13 05:54	TRF	TAL BUF
Total/NA	Analysis	8260B	DL	20	129010	07/16/13 12:37	RAL	TAL BUF

Client Sample ID: TRIP BLANK

Lab Sample ID: 480-41912-22

Date Collected: 07/11/13 00:00
Matrix: Water
Date Received: 07/13/13 01:00

Prep Type	Batch Type	Batch Method	Run	Dilution Factor	Batch Number	Prepared or Analyzed	Analyst	Lab
Total/NA	Analysis	8260B		1	128946	07/16/13 06:17	TRF	TAL BUF

Laboratory References:

TAL BUF = TestAmerica Buffalo, 10 Hazelwood Drive, Amherst, NY 14228-2298, TEL (716)691-2600

Certification Summary

Client: ARCADIS U.S. Inc
Project/Site: Lockheed Martin Corporation

TestAmerica Job ID: 480-41912-1

Laboratory: TestAmerica Buffalo

Unless otherwise noted, all analytes for this laboratory were covered under each certification below.

Authority	Program	EPA Region	Certification ID	Expiration Date
New York	NELAP	2	10026	04-01-14

The following analytes are included in this report, but certification is not offered by the governing authority:

Analysis Method	Prep Method	Matrix	Analyte
8260B		Water	m-Xylene & p-Xylene
8260B		Water	o-Xylene

Method Summary

Client: ARCADIS U.S. Inc
Project/Site: Lockheed Martin Corporation

TestAmerica Job ID: 480-41912-1

Method	Method Description	Protocol	Laboratory
8260B	Volatile Organic Compounds (GC/MS)	SW846	TAL BUF

Protocol References:

SW846 = "Test Methods For Evaluating Solid Waste, Physical/Chemical Methods", Third Edition, November 1986 And Its Updates.

Laboratory References:

TAL BUF = TestAmerica Buffalo, 10 Hazelwood Drive, Amherst, NY 14228-2298, TEL (716)691-2600

Chain of Custody Record

TestAmerica

Client Information	Sampler: C. Enochukwu / D. Zuck	Lab PM: Fox, Candace	Carrier Tracking No(s):	COC No: 480-37283-9721.1
Client Contact: Jeffrey Bonsteel	Phone: 516-369-2741	E-Mail: candace.fox@testamericainc.com		Page: Page 1 of 2
Company: ARCADIS U.S. Inc				Job #:
Address: 855 Route 146 Suite 210	Due Date Requested:			
City: Clifton Park	TAT Requested (days): 2 wk			
State, Zip: NY, 12065				
Phone: 518-452-7826(Tel) 518-452-4398(Fax)	PO #: 47 NJ0010~~16~~0001 .102			
Email: jeffrey.bonsteel@arcadis-us.com	WO #:			
Project Name: Lockheed Martin Corporation/Arcadis - LM Event Desc: Locheed	Project #: 48002828			
Site: New York	SSOW#:			

Analysis Requested

Preservation Codes:

A - HCL, B - NaOH, C - Zn Acetate, D - Nitric Acid, E - NaHSO4, F - MeOH, G - Amchlor, H - Ascorbic Acid, I - Ice, J - DI Water, K - EDTA, L - EDA, M - Hexane, N - None, O - AsNaO2, P - Na2O4S, Q - Na2SO3, R - Na2S2SO3, S - H2SO4, T - TSP Dodecahydrate, U - Acetone, V - MCAA, W - ph 4-5, Z - other (specify)

Other:

Sample Identification	Sample Date	Sample Time	Sample Type (C=comp, G=grab)	Matrix (W=water, S=solid, O=waste/oil, BT=Tissue, A=Air)	Field Filtered Sample (Yes or No)	Perform MS/MSD (Yes or No)	8260B - 8260 Volatiles	Total Number of containers	Special Instructions/Note:
			Preservation Code:				A		
MW-1	7/11/13	1810	G	Water		Y	X	9	
MW-3	7/11/13	1655	G	Water			X	3	
MW-13S	7/11/13	1047	G	Water			X	3	
MW-18	7/10/13	1613	G	Water			X	3	
MW-20	7/10/13	1754	G	Water			X	3	
MW-21	7/11/13	1202	G	Water			X	3	
PZ-5	7/11/13	1445	G	Water			X	3	1 Bottle Effervesced
PZ-8	7/11/13	1425	G	Water			X	3	
PZ-11R	7/11/13	1555	G	Water			X	3	
PZ13R	7/11/13	940	G	Water			X	3	
				Water					

Possible Hazard Identification

☒ Non-Hazard ☐ Flammable ☐ Skin Irritant ☐ Poison B ☐ Unknown ☐ Radiological

Sample Disposal (A fee may be assessed if samples are retained longer than 1 month)

☐ Return To Client ☒ Disposal By Lab ☐ Archive For _____ Months

Deliverable Requested: I, II, III, IV, Other (specify)

Special Instructions/QC Requirements:

Empty Kit Relinquished by:	Date:	Time:	Method of Shipment:

Relinquished by:	Date/Time:	Company	Received by:	Date/Time:	Company
[signature]	7/12/13 1100	Arcadis	[signature]	7-12-13, 11:00	Syn
[signature]	7-12-13, 1900	Syn	[signature]	7-13-13 0100	TA
Relinquished by:	Date/Time:	Company	Received by:	Date/Time:	Company

Custody Seals Intact: Δ Yes Δ No

Custody Seal No.:

Cooler Temperature(s) °C and Other Remarks: 3.2 #1

Chain of Custody Record

TestAmerica

Client Information	Sampler: D. Zim / C. Enodak	Lab PM: Fox, Candace	Carrier Tracking No(s):	COC No: 480-37283-9721.2
Client Contact: Jeffrey Bonsteel	Phone: 518-368-2741	E-Mail: candace.fox@testamericainc.com		Page: Page 2 of 2
Company: ARCADIS U.S. Inc				Job #:
Address: 855 Route 146 Suite 210	Due Date Requested:			
City: Clifton Park	TAT Requested (days): 24hr			
State, Zip: NY, 12065				
Phone: 518-452-7826(Tel) 518-452-4398(Fax)	PO #: NJ001047.1.02 ~~46.0001~~			
Email: jeffrey.bonsteel@arcadis-us.com	WO #:			
Project Name: Lockheed Martin Corporation/Arcadis - LM Event Desc: Locheed	Project #: 48002828			
Site: New York	SSOW#:			

Analysis Requested

Preservation Codes:

A - HCL, B - NaOH, C - Zn Acetate, D - Nitric Acid, E - NaHSO4, F - MeOH, G - Amchlor, H - Ascorbic Acid, I - Ice, J - DI Water, K - EDTA, L - EDA, M - Hexane, N - None, O - AsNaO2, P - Na2O4S, Q - Na2SO3, R - Na2S2SO3, S - H2SO4, T - TSP Dodecahydrate, U - Acetone, V - MCAA, W - ph 4-5, Z - other (specify)

Other:

Sample Identification	Sample Date	Sample Time	Sample Type (C=comp, G=grab)	Matrix (W=water, S=solid, O=waste/oil, BT=Tissue, A=Air)	Field Filtered Sample (Yes or No)	Perform MS/MSD (Yes or No)	8260B - 8260 Volatiles	Total Number of containers	Special Instructions/Note:
			Preservation Code:		X	X	A	X	
DUP-071113	7/11/13	—	G	Water			X	3	
				Water					
A1-PZ-2	7/9/13	1652	G	Water			X	3	1 Bottle Effervesced
A2-PZ-1	7/9/13	1501	G	Water			X	3	
A2-PZ-2	7/10/13	1220	G	Water			X	3	

Possible Hazard Identification

☒ Non-Hazard ☐ Flammable ☐ Skin Irritant ☐ Poison B ☒ Unknown ☐ Radiological

Sample Disposal (A fee may be assessed if samples are retained longer than 1 month)

☒ Return To Client ☐ Disposal By Lab ☐ Archive For _____ Months

Deliverable Requested: I, II, III, IV, Other (specify)

Special Instructions/QC Requirements:

Empty Kit Relinquished by:	Date:	Time:	Method of Shipment:

Relinquished by	Date/Time	Company	Received by	Date/Time	Company
[signature]	7/12/13 1100	Arcadis	[signature]	7-12-13, 11:00	Syr
[signature]	7-12-13, 1900	Syr	[signature]	7-13-13 0100	TA

Custody Seals Intact: Δ Yes Δ No

Custody Seal No.:

Cooler Temperature(s) °C and Other Remarks: J. 2 #1

Login Sample Receipt Checklist

Client: ARCADIS U.S. Inc

Job Number: 480-41912-1

Login Number: 41912
List Number: 1
Creator: Wienke, Robert K

List Source: TestAmerica Buffalo

Question	Answer	Comment
Radioactivity either was not measured or, if measured, is at or below background	True	
The cooler's custody seal, if present, is intact.	True	
The cooler or samples do not appear to have been compromised or tampered with.	True	
Samples were received on ice.	True	
Cooler Temperature is acceptable.	True	
Cooler Temperature is recorded.	True	
COC is present.	True	
COC is filled out in ink and legible.	True	
COC is filled out with all pertinent information.	True	
Is the Field Sampler's name present on COC?	True	
There are no discrepancies between the sample IDs on the containers and the COC.	True	
Samples are received within Holding Time.	True	
Sample containers have legible labels.	True	
Containers are not broken or leaking.	True	
Sample collection date/times are provided.	True	
Appropriate sample containers are used.	True	
Sample bottles are completely filled.	True	
Sample Preservation Verified	True	
There is sufficient vol. for all requested analyses, incl. any requested MS/MSDs	True	
VOA sample vials do not have headspace or bubble is <6mm (1/4") in diameter.	True	
If necessary, staff have been informed of any short hold time or quick TAT needs	True	
Multiphasic samples are not present.	True	
Samples do not require splitting or compositing.	True	
Sampling Company provided.	True	Arcadis
Samples received within 48 hours of sampling.	True	
Samples requiring field filtration have been filtered in the field.	N/A	
Chlorine Residual checked.	N/A	

Detection Limit Exceptions Summary

Client: ARCADIS U.S. Inc
Project/Site: Lockheed Martin Corporation

TestAmerica Job ID: 480-41912-1

The requested project specific reporting limits listed below were less than laboratory standard quantitation limits (PQL) but greater than or equal to the laboratory method detection limits (MDL). It must be noted that results reported below lab standard quantitation limits may result in false positive/false negative values and less accurate quantitation. Routine laboratory procedures do not indicate corrective action for detections below the laboratory's PQL.

Method	Matrix	Analyte	Units	Client RL	Lab PQL
8260B	Water	1,1,1-Trichloroethane	ug/L	0.82	1.0
8260B	Water	1,1-Dichloroethane	ug/L	0.38	1.0
8260B	Water	1,2-Dichlorobenzene	ug/L	0.79	1.0
8260B	Water	1,3-Dichlorobenzene	ug/L	0.78	1.0
8260B	Water	1,4-Dichlorobenzene	ug/L	0.84	1.0
8260B	Water	Benzene	ug/L	0.41	1.0
8260B	Water	Chlorobenzene	ug/L	0.75	1.0
8260B	Water	Chloroethane	ug/L	0.32	1.0
8260B	Water	cis-1,2-Dichloroethene	ug/L	0.81	1.0
8260B	Water	Ethylbenzene	ug/L	0.74	1.0
8260B	Water	m-Xylene & p-Xylene	ug/L	1.0	2.0
8260B	Water	o-Xylene	ug/L	0.76	1.0
8260B	Water	Tetrachloroethene	ug/L	0.36	1.0
8260B	Water	Toluene	ug/L	0.51	1.0
8260B	Water	trans-1,2-Dichloroethene	ug/L	0.90	1.0
8260B	Water	Trichloroethene	ug/L	0.46	1.0
8260B	Water	Xylenes, Total	ug/L	1.0	2.0

ANALYTICAL REPORT

Job Number: 480-47308-1

Job Description: Lockheed Martin Corporation

Sampling Event: Locheed Martin Corp - Quarterly

For:
ARCADIS U.S. Inc
855 Route 146
Suite 210
Clifton Park, NY 12065

Attention: Jeffrey Bonsteel

Approved for release.
Candace L Fox
Manager of Project Management
11/13/2013 1:05 PM

Candace L Fox, Manager of Project Management
10 Hazelwood Drive, Amherst, NY, 14228-2298
(716)504-9844
candace.fox@testamericainc.com
11/13/2013
Revision: 1

The test results in this report meet all NELAP requirements for analytes for which accreditation is required or available. Any exceptions to the NELAP requirements are noted in this report. Pursuant to NELAP, this report may not be reproduced, except in full, without the written approval of the laboratory. All questions regarding this test report should be directed to the TestAmerica Project Manager who has signed this report. TestAmerica Buffalo NELAC Certifications: CADPH 01169CA, FLDOH E87672, ILEPA 200003, KSDOH E-10187, LADEQ 30708, MDH 036-999-337, NHELAP 2973, NJDEP NY455, NHDOH 10026, ORELAP NY200003, PADEP 68-00281, TXCEQ T-104704412-10-1

Job Number: 480-47308-1

Job Description: Lockheed Martin Corporation

I certify that this data package is in compliance with the terms and conditions of the contract, both technically and for completeness, for other than the conditions detailed within the body of this report. Release of the data contained in this sample data package and in the electronic data deliverable has been authorized by the Laboratory Manager or his/her designee, as verified by the following signature.

Candace L. Fox

Approved for release.
Candace L Fox
Manager of Project Management
11/13/2013 1:05 PM

Candace L Fox

Table of Contents

Cover Title Page 1

Data Summaries 5

Report Narrative 5

Manual Integration Summary 6

Sample Summary 7

Executive Summary 8

Method Summary 11

Method / Analyst Summary 12

Sample Datasheets 13

Surrogate Summary 65

QC Data Summary 67

Data Qualifiers 87

QC Association Summary 88

Lab Chronicle 90

Certification Summary 96

Organic Sample Data 97

GC/MS VOA 97

Method 8260C 97

Method 8260C QC Summary 98

Method 8260C Sample Data 128

Standards Data 329

Method 8260C ICAL Data 329

Method 8260C CCAL Data 402

Raw QC Data 426

Method 8260C Tune Data 426

Method 8260C Blank Data 444

Table of Contents

Method 8260C LCS/LCSD Data 471

Method 8260C MS/MSD Data 501

Method 8260C Run Logs 511

Method 8260C Prep Data 517

Shipping and Receiving Documents 526

Client Chain of Custody 527

Sample Receipt Checklist 531

Job Narrative
480-47308-1

Comments
This report has been revised to report specific parameters to the RL instead of the MDL

Receipt
The samples were received on 10/5/2013 1:30 AM and 10/10/2013 1:40 AM; the samples arrived in good condition, properly preserved and, where required, on ice. The temperatures of the 2 coolers at receipt time were 2.4º C and 3.0º C.

GC/MS VOA
Method(s) 8260C: The large number of analytes included in the continuing calibration verification (CCV) for batch 145143 gives a high probability that one or more analytes will be outside acceptance criteria. As indicated in the reference method, analysis may proceed as long as no more than 20% of the analytes are outside the method-defined %D criteria.

Method(s) 8260C: The following sample submitted for volatiles analysis was received with insufficient preservation (pH >2): MW-5 (480-47308-5). The associated sample has a pH of 7.

Method(s) 8260C: The following samples were diluted to bring the concentration of target analytes within the calibration range: A2-PZ-1 (480-47308-20), MW-18 (480-47308-8), PZ-5 (480-47308-12). Elevated reporting limits (RLs) are provided.

Method(s) 8260C: The following sample(s) submitted for volatiles analysis was received with insufficient preservation (pH >2): MW-20 (480-47308-10).

Method(s) 8260C: The following sample(s) was diluted to bring the concentration of target analytes within the calibration range: PZ-6 (480-47308-13). Elevated reporting limits (RLs) are provided.

Method(s) 8260C: The large number of analytes included in the continuing calibration verification (CCV) for batch 145436 gives a high probability that one or more analytes will be outside acceptance criteria. As indicated in the reference method, analysis may proceed as long as no more than 20% of the analytes are outside the method-defined %D criteria.

Method(s) 8260C: The laboratory control sample (LCS) and / or laboratory control sample duplicate (LCSD) for batch 145436 recovered outside control limits for the following analyte: Dichlorodifluoromethane. This analyte was biased high in the LCS and was not detected in the associated samples; therefore, the data have been reported.

Method(s) 8260C: The following samples were diluted to bring the concentration of target analytes within the calibration range: A2-PZ-2 (480-47308-21). Elevated reporting limits (RLs) are provided.

Method(s) 8260C: The matrix spike / matrix spike duplicate (MS/MSD) recoveries for batch 145143 were outside control limits. The associated laboratory control sample (LCS) recovery met acceptance criteria.

Method(s) 8260C: The large number of analytes included in the continuing calibration verification (CCV) for batch 145571 gives a high probability that one or more analytes will be outside acceptance criteria. As indicated in the reference method, analysis may proceed as long as no more than 20% of the analytes are outside the method-defined %D criteria.

Method(s) 8260C: The laboratory control sample (LCS) for batch 145571 recovered outside control limits for the following analyte: Dichlorodifluoromethane This analyte was biased high in the LCS and were not detected in the associated samples; therefore, the data have been reported.

Method(s) 8260C: The laboratory control sample (LCS) for batch 145571 recovered outside control limits for 2-Butanone. This is due to coelution with Ethyl Acetate in the spiking solution.

No other analytical or quality issues were noted.

GC/MS VOA MANUAL INTEGRATION SUMMARY

Lab Name: TestAmerica Buffalo Job No.: 480-47308-1

SDG No.:

Instrument ID: HP5973P Analysis Batch Number: 143652

Lab Sample ID: IC 480-143652/5 Client Sample ID:

Date Analyzed: 09/30/13 14:14 Lab File ID: P2150.D GC Column: ZB-624 (60) ID: 0.25(mm)

COMPOUND NAME	RETENTION TIME	MANUAL INTEGRATION		
		REASON	ANALYST	DATE
Trichlorofluoromethane	3.93	Peak Tail	diasn	09/30/13 23:26

SAMPLE SUMMARY

Client: ARCADIS U.S. Inc

Job Number: 480-47308-1

Lab Sample ID	Client Sample ID	Client Matrix	Date/Time Sampled	Date/Time Received
480-47308-1	MW-1	Water	10/03/2013 1515	10/05/2013 0130
480-47308-1MS	MW-1	Water	10/03/2013 1515	10/05/2013 0130
480-47308-1MSD	MW-1	Water	10/03/2013 1515	10/05/2013 0130
480-47308-2	MW-2	Water	10/03/2013 1628	10/05/2013 0130
480-47308-3	MW-3	Water	10/03/2013 1725	10/05/2013 0130
480-47308-4	MW-4	Water	10/03/2013 1724	10/05/2013 0130
480-47308-5	MW-5	Water	10/02/2013 1510	10/05/2013 0130
480-47308-6	MW-10	Water	10/03/2013 1355	10/05/2013 0130
480-47308-7	MW-14BR	Water	10/04/2013 1030	10/05/2013 0130
480-47308-8	MW-18	Water	10/04/2013 1256	10/05/2013 0130
480-47308-9	MW-19	Water	10/04/2013 1437	10/05/2013 0130
480-47308-10	MW-20	Water	10/04/2013 1516	10/05/2013 0130
480-47308-11	MW-21	Water	10/04/2013 1555	10/05/2013 0130
480-47308-12	PZ-5	Water	10/02/2013 1605	10/05/2013 0130
480-47308-13	PZ-6	Water	10/02/2013 1640	10/05/2013 0130
480-47308-14	PZ-7	Water	10/02/2013 1705	10/05/2013 0130
480-47308-15	PZ-11R	Water	10/04/2013 1050	10/05/2013 0130
480-47308-16	PZ-13R	Water	10/03/2013 1220	10/05/2013 0130
480-47308-17	PZ-18	Water	10/04/2013 1105	10/05/2013 0130
480-47308-19	A1-PZ-2	Water	10/04/2013 1350	10/05/2013 0130
480-47308-20	A2-PZ-1	Water	10/04/2013 1221	10/05/2013 0130
480-47308-21	A2-PZ-2	Water	10/04/2013 1155	10/05/2013 0130
480-47308-22TB	TRIP BLANK	Water	10/04/2013 0000	10/05/2013 0130
480-47308-23FD	DUP-100313	Water	10/03/2013 0000	10/05/2013 0130
480-47308-24	DUP-2-100313	Water	10/03/2013 0000	10/05/2013 0130
480-47616-1	PZ-26	Water	10/07/2013 1115	10/10/2013 0140
480-47616-2TB	TRIP BLANK	Water	10/07/2013 0000	10/10/2013 0140

EXECUTIVE SUMMARY - Detections

Client: ARCADIS U.S. Inc

Job Number: 480-47308-1

Lab Sample ID / Analyte	Client Sample ID	Result	Qualifier	Reporting Limit	Units	Method
480-47308-1	**MW-1**					
1,1-Dichloroethane		2.1		1.0	ug/L	8260C
cis-1,2-Dichloroethene		19		1.0	ug/L	8260C
Tetrachloroethene		93		1.0	ug/L	8260C
Trichloroethene		24		1.0	ug/L	8260C
480-47308-2	**MW-2**					
1,1-Dichloroethane		4.7		1.0	ug/L	8260C
cis-1,2-Dichloroethene		13		1.0	ug/L	8260C
trans-1,2-Dichloroethene		2.0		1.0	ug/L	8260C
Vinyl chloride		25		1.0	ug/L	8260C
480-47308-3	**MW-3**					
1,1-Dichloroethane		4.2		1.0	ug/L	8260C
cis-1,2-Dichloroethene		28		1.0	ug/L	8260C
Tetrachloroethene		9.6		1.0	ug/L	8260C
Trichloroethene		11		1.0	ug/L	8260C
Vinyl chloride		5.2		1.0	ug/L	8260C
480-47308-4	**MW-4**					
1,1-Dichloroethane		0.78	J	1.0	ug/L	8260C
cis-1,2-Dichloroethene		4.4		1.0	ug/L	8260C
Vinyl chloride		4.2		1.0	ug/L	8260C
480-47308-5	**MW-5**					
Acetone		4.5	J	10	ug/L	8260C
480-47308-6	**MW-10**					
1,1-Dichloroethane		2.9		1.0	ug/L	8260C
cis-1,2-Dichloroethene		35		1.0	ug/L	8260C
trans-1,2-Dichloroethene		2.3		1.0	ug/L	8260C
Trichloroethene		0.72	J	1.0	ug/L	8260C
Vinyl chloride		20		1.0	ug/L	8260C
480-47308-7	**MW-14BR**					
Acetone		19		10	ug/L	8260C

EXECUTIVE SUMMARY - Detections

Client: ARCADIS U.S. Inc

Job Number: 480-47308-1

Lab Sample ID / Analyte	Client Sample ID	Result	Qualifier	Reporting Limit	Units	Method
480-47308-8	**MW-18**					
1,1-Dichloroethane		43		20	ug/L	8260C
cis-1,2-Dichloroethene		1700		20	ug/L	8260C
Tetrachloroethene		16	J	20	ug/L	8260C
Trichloroethene		160		20	ug/L	8260C
480-47308-9	**MW-19**					
cis-1,2-Dichloroethene		1.5		1.0	ug/L	8260C
Vinyl chloride		2.3		1.0	ug/L	8260C
480-47308-10	**MW-20**					
Chloroethane		1.8		1.0	ug/L	8260C
trans-1,2-Dichloroethene		3.6		1.0	ug/L	8260C
480-47308-11	**MW-21**					
Vinyl chloride		5.2		1.0	ug/L	8260C
480-47308-12	**PZ-5**					
cis-1,2-Dichloroethene		64		2.0	ug/L	8260C
Tetrachloroethene		190		2.0	ug/L	8260C
Trichloroethene		200		2.0	ug/L	8260C
Vinyl chloride		5.9		2.0	ug/L	8260C
480-47308-13	**PZ-6**					
cis-1,2-Dichloroethene		17		1.0	ug/L	8260C
Tetrachloroethene		100		4.0	ug/L	8260C
Trichloroethene		25		1.0	ug/L	8260C
480-47308-14	**PZ-7**					
1,1-Dichloroethane		0.45	J	1.0	ug/L	8260C
480-47308-15	**PZ-11R**					
Acetone		17		10	ug/L	8260C
cis-1,2-Dichloroethene		1.8		1.0	ug/L	8260C
Tetrachloroethene		1.4		1.0	ug/L	8260C
Trichloroethene		4.7		1.0	ug/L	8260C

EXECUTIVE SUMMARY - Detections

Client: ARCADIS U.S. Inc

Job Number: 480-47308-1

Lab Sample ID / Analyte	Client Sample ID	Result	Qualifier	Reporting Limit	Units	Method
480-47308-16	**PZ-13R**					
cis-1,2-Dichloroethene		1.7		1.0	ug/L	8260C
Tetrachloroethene		0.59	J	1.0	ug/L	8260C
Trichloroethene		4.2		1.0	ug/L	8260C
480-47308-19	**A1-PZ-2**					
cis-1,2-Dichloroethene		1.1		1.0	ug/L	8260C
480-47308-20	**A2-PZ-1**					
1,1,2-Trichloro-1,2,2-trifluoroethane		550		250	ug/L	8260C
1,1-Dichloroethane		1200		250	ug/L	8260C
cis-1,2-Dichloroethene		24000		250	ug/L	8260C
Dichlorodifluoromethane		560		250	ug/L	8260C
Trichloroethene		1300		250	ug/L	8260C
Vinyl chloride		1300		250	ug/L	8260C
480-47308-21	**A2-PZ-2**					
1,1-Dichloroethane		3.9	J	10	ug/L	8260C
cis-1,2-Dichloroethene		95		10	ug/L	8260C
Tetrachloroethene		520		10	ug/L	8260C
Trichloroethene		260		10	ug/L	8260C
480-47308-23FD	**DUP-100313**					
1,1-Dichloroethane		3.0		1.0	ug/L	8260C
cis-1,2-Dichloroethene		34		1.0	ug/L	8260C
trans-1,2-Dichloroethene		2.4		1.0	ug/L	8260C
Trichloroethene		0.79	J	1.0	ug/L	8260C
Vinyl chloride		20		1.0	ug/L	8260C
480-47308-24	**DUP-2-100313**					
1,1-Dichloroethane		4.4		1.0	ug/L	8260C
cis-1,2-Dichloroethene		29		1.0	ug/L	8260C
Tetrachloroethene		9.5		1.0	ug/L	8260C
Trichloroethene		12		1.0	ug/L	8260C
Vinyl chloride		5.4		1.0	ug/L	8260C

METHOD SUMMARY

Client: ARCADIS U.S. Inc

Job Number: 480-47308-1

Description	Lab Location	Method	Preparation Method
Matrix: Water			
Volatile Organic Compounds by GC/MS	TAL BUF	SW846 8260C	
Purge and Trap	TAL BUF		SW846 5030C

Lab References:

TAL BUF = TestAmerica Buffalo

Method References:

SW846 = "Test Methods For Evaluating Solid Waste, Physical/Chemical Methods", Third Edition, November 1986 And Its Updates.

METHOD / ANALYST SUMMARY

Client: ARCADIS U.S. Inc

Job Number: 480-47308-1

Method	Analyst	Analyst ID
SW846 8260C	Cwiklinski, Charles D	CDC
SW846 8260C	Hill, Leah C	LCH
SW846 8260C	Quirk, Patrick J	PJQ

Client: ARCADIS U.S. Inc

Job Number: 480-47308-1

Client Sample ID: **MW-1**

Lab Sample ID: 480-47308-1

Client Matrix: Water

Date Sampled: 10/03/2013 1515

Date Received: 10/05/2013 0130

8260C Volatile Organic Compounds by GC/MS

Analysis Method:	8260C	Analysis Batch:	480-145143	Instrument ID:	HP5973P
Prep Method:	5030C	Prep Batch:	N/A	Lab File ID:	P2737.D
Dilution:	1.0			Initial Weight/Volume:	5 mL
Analysis Date:	10/15/2013 2316			Final Weight/Volume:	5 mL
Prep Date:	10/15/2013 2316				

Analyte	Result (ug/L)	Qualifier	MDL	RL
1,1,1-Trichloroethane	ND		0.82	1.0
1,1,2,2-Tetrachloroethane	ND		0.21	1.0
1,1,2-Trichloro-1,2,2-trifluoroethane	ND		0.31	1.0
1,1,2-Trichloroethane	ND		0.23	1.0
1,1-Dichloroethane	2.1		0.38	1.0
1,1-Dichloroethene	ND		0.29	1.0
1,2,4-Trichlorobenzene	ND		0.41	1.0
1,2-Dibromo-3-Chloropropane	ND		0.39	1.0
1,2-Dibromoethane	ND		0.73	1.0
1,2-Dichlorobenzene	ND		0.79	1.0
1,2-Dichloroethane	ND		0.21	1.0
1,2-Dichloropropane	ND		0.72	1.0
1,3-Dichlorobenzene	ND		0.78	1.0
1,4-Dichlorobenzene	ND		0.84	1.0
2-Butanone (MEK)	ND		1.3	10
2-Hexanone	ND		1.2	5.0
4-Methyl-2-pentanone (MIBK)	ND		2.1	5.0
Acetone	ND		3.0	10
Benzene	ND		0.41	1.0
Bromodichloromethane	ND		0.39	1.0
Bromoform	ND		0.26	1.0
Bromomethane	ND		0.69	1.0
Carbon disulfide	ND		0.19	1.0
Carbon tetrachloride	ND		0.27	1.0
Chlorobenzene	ND		0.75	1.0
Chloroethane	ND		0.32	1.0
Chloroform	ND		0.34	1.0
Chloromethane	ND		0.35	1.0
cis-1,2-Dichloroethene	19		0.81	1.0
cis-1,3-Dichloropropene	ND		0.36	1.0
Cyclohexane	ND		0.18	1.0
Dibromochloromethane	ND		0.32	1.0
Dichlorodifluoromethane	ND		0.68	1.0
Ethylbenzene	ND		0.74	1.0
Isopropylbenzene	ND		0.79	1.0
Methyl acetate	ND		0.50	1.0
Methyl tert-butyl ether	ND		0.16	1.0
Methylcyclohexane	ND		0.16	1.0
Methylene Chloride	ND		0.44	1.0
m-Xylene & p-Xylene	ND		0.66	1.0
o-Xylene	ND		0.76	1.0
Styrene	ND		0.73	1.0
Tetrachloroethene	93		0.36	1.0
Toluene	ND		0.51	1.0
trans-1,2-Dichloroethene	ND		0.90	1.0
trans-1,3-Dichloropropene	ND		0.37	1.0

Client: ARCADIS U.S. Inc

Job Number: 480-47308-1

Client Sample ID: **MW-1**

Lab Sample ID: 480-47308-1

Client Matrix: Water

Date Sampled: 10/03/2013 1515

Date Received: 10/05/2013 0130

8260C Volatile Organic Compounds by GC/MS

Analysis Method:	8260C	Analysis Batch:	480-145143	Instrument ID:	HP5973P
Prep Method:	5030C	Prep Batch:	N/A	Lab File ID:	P2737.D
Dilution:	1.0			Initial Weight/Volume:	5 mL
Analysis Date:	10/15/2013 2316			Final Weight/Volume:	5 mL
Prep Date:	10/15/2013 2316				

Analyte	Result (ug/L)	Qualifier	MDL	RL
Trichloroethene	24		0.46	1.0
Trichlorofluoromethane	ND		0.88	1.0
Vinyl chloride	ND		0.90	1.0
Xylenes, Total	ND		0.66	1.0

Surrogate	%Rec	Qualifier	Acceptance Limits
1,2-Dichloroethane-d4 (Surr)	99		66 - 137
4-Bromofluorobenzene (Surr)	101		73 - 120
Toluene-d8 (Surr)	96		71 - 126

Client: ARCADIS U.S. Inc

Job Number: 480-47308-1

Client Sample ID: **MW-2**

Lab Sample ID: 480-47308-2

Client Matrix: Water

Date Sampled: 10/03/2013 1628

Date Received: 10/05/2013 0130

8260C Volatile Organic Compounds by GC/MS

Analysis Method:	8260C	Analysis Batch:	480-145143	Instrument ID:	HP5973P
Prep Method:	5030C	Prep Batch:	N/A	Lab File ID:	P2740.D
Dilution:	1.0			Initial Weight/Volume:	5 mL
Analysis Date:	10/16/2013 0029			Final Weight/Volume:	5 mL
Prep Date:	10/16/2013 0029				

Analyte	Result (ug/L)	Qualifier	MDL	RL
1,1,1-Trichloroethane	ND		0.82	1.0
1,1,2,2-Tetrachloroethane	ND		0.21	1.0
1,1,2-Trichloro-1,2,2-trifluoroethane	ND		0.31	1.0
1,1,2-Trichloroethane	ND		0.23	1.0
1,1-Dichloroethane	4.7		0.38	1.0
1,1-Dichloroethene	ND		0.29	1.0
1,2,4-Trichlorobenzene	ND		0.41	1.0
1,2-Dibromo-3-Chloropropane	ND		0.39	1.0
1,2-Dibromoethane	ND		0.73	1.0
1,2-Dichlorobenzene	ND		0.79	1.0
1,2-Dichloroethane	ND		0.21	1.0
1,2-Dichloropropane	ND		0.72	1.0
1,3-Dichlorobenzene	ND		0.78	1.0
1,4-Dichlorobenzene	ND		0.84	1.0
2-Butanone (MEK)	ND		1.3	10
2-Hexanone	ND		1.2	5.0
4-Methyl-2-pentanone (MIBK)	ND		2.1	5.0
Acetone	ND		3.0	10
Benzene	ND		0.41	1.0
Bromodichloromethane	ND		0.39	1.0
Bromoform	ND		0.26	1.0
Bromomethane	ND		0.69	1.0
Carbon disulfide	ND		0.19	1.0
Carbon tetrachloride	ND		0.27	1.0
Chlorobenzene	ND		0.75	1.0
Chloroethane	ND		0.32	1.0
Chloroform	ND		0.34	1.0
Chloromethane	ND		0.35	1.0
cis-1,2-Dichloroethene	13		0.81	1.0
cis-1,3-Dichloropropene	ND		0.36	1.0
Cyclohexane	ND		0.18	1.0
Dibromochloromethane	ND		0.32	1.0
Dichlorodifluoromethane	ND		0.68	1.0
Ethylbenzene	ND		0.74	1.0
Isopropylbenzene	ND		0.79	1.0
Methyl acetate	ND		0.50	1.0
Methyl tert-butyl ether	ND		0.16	1.0
Methylcyclohexane	ND		0.16	1.0
Methylene Chloride	ND		0.44	1.0
m-Xylene & p-Xylene	ND		0.66	1.0
o-Xylene	ND		0.76	1.0
Styrene	ND		0.73	1.0
Tetrachloroethene	ND		0.36	1.0
Toluene	ND		0.51	1.0
trans-1,2-Dichloroethene	2.0		0.90	1.0
trans-1,3-Dichloropropene	ND		0.37	1.0

Client: ARCADIS U.S. Inc

Job Number: 480-47308-1

Client Sample ID: **MW-2**

Lab Sample ID: 480-47308-2

Client Matrix: Water

Date Sampled: 10/03/2013 1628

Date Received: 10/05/2013 0130

8260C Volatile Organic Compounds by GC/MS

Analysis Method:	8260C	Analysis Batch:	480-145143	Instrument ID:	HP5973P
Prep Method:	5030C	Prep Batch:	N/A	Lab File ID:	P2740.D
Dilution:	1.0			Initial Weight/Volume:	5 mL
Analysis Date:	10/16/2013 0029			Final Weight/Volume:	5 mL
Prep Date:	10/16/2013 0029				

Analyte	Result (ug/L)	Qualifier	MDL	RL
Trichloroethene	ND		0.46	1.0
Trichlorofluoromethane	ND		0.88	1.0
Vinyl chloride	25		0.90	1.0
Xylenes, Total	ND		0.66	1.0

Surrogate	%Rec	Qualifier	Acceptance Limits
1,2-Dichloroethane-d4 (Surr)	97		66 - 137
4-Bromofluorobenzene (Surr)	104		73 - 120
Toluene-d8 (Surr)	96		71 - 126

Client: ARCADIS U.S. Inc

Job Number: 480-47308-1

Client Sample ID: **MW-3**

Lab Sample ID: 480-47308-3

Client Matrix: Water

Date Sampled: 10/03/2013 1725

Date Received: 10/05/2013 0130

8260C Volatile Organic Compounds by GC/MS

Analysis Method:	8260C	Analysis Batch:	480-145143	Instrument ID:	HP5973P
Prep Method:	5030C	Prep Batch:	N/A	Lab File ID:	P2741.D
Dilution:	1.0			Initial Weight/Volume:	5 mL
Analysis Date:	10/16/2013 0054			Final Weight/Volume:	5 mL
Prep Date:	10/16/2013 0054				

Analyte	Result (ug/L)	Qualifier	MDL	RL
1,1,1-Trichloroethane	ND		0.82	1.0
1,1,2,2-Tetrachloroethane	ND		0.21	1.0
1,1,2-Trichloro-1,2,2-trifluoroethane	ND		0.31	1.0
1,1,2-Trichloroethane	ND		0.23	1.0
1,1-Dichloroethane	4.2		0.38	1.0
1,1-Dichloroethene	ND		0.29	1.0
1,2,4-Trichlorobenzene	ND		0.41	1.0
1,2-Dibromo-3-Chloropropane	ND		0.39	1.0
1,2-Dibromoethane	ND		0.73	1.0
1,2-Dichlorobenzene	ND		0.79	1.0
1,2-Dichloroethane	ND		0.21	1.0
1,2-Dichloropropane	ND		0.72	1.0
1,3-Dichlorobenzene	ND		0.78	1.0
1,4-Dichlorobenzene	ND		0.84	1.0
2-Butanone (MEK)	ND		1.3	10
2-Hexanone	ND		1.2	5.0
4-Methyl-2-pentanone (MIBK)	ND		2.1	5.0
Acetone	ND		3.0	10
Benzene	ND		0.41	1.0
Bromodichloromethane	ND		0.39	1.0
Bromoform	ND		0.26	1.0
Bromomethane	ND		0.69	1.0
Carbon disulfide	ND		0.19	1.0
Carbon tetrachloride	ND		0.27	1.0
Chlorobenzene	ND		0.75	1.0
Chloroethane	ND		0.32	1.0
Chloroform	ND		0.34	1.0
Chloromethane	ND		0.35	1.0
cis-1,2-Dichloroethene	28		0.81	1.0
cis-1,3-Dichloropropene	ND		0.36	1.0
Cyclohexane	ND		0.18	1.0
Dibromochloromethane	ND		0.32	1.0
Dichlorodifluoromethane	ND		0.68	1.0
Ethylbenzene	ND		0.74	1.0
Isopropylbenzene	ND		0.79	1.0
Methyl acetate	ND		0.50	1.0
Methyl tert-butyl ether	ND		0.16	1.0
Methylcyclohexane	ND		0.16	1.0
Methylene Chloride	ND		0.44	1.0
m-Xylene & p-Xylene	ND		0.66	1.0
o-Xylene	ND		0.76	1.0
Styrene	ND		0.73	1.0
Tetrachloroethene	9.6		0.36	1.0
Toluene	ND		0.51	1.0
trans-1,2-Dichloroethene	ND		0.90	1.0
trans-1,3-Dichloropropene	ND		0.37	1.0

Client: ARCADIS U.S. Inc

Job Number: 480-47308-1

Client Sample ID: **MW-3**

Lab Sample ID: 480-47308-3

Client Matrix: Water

Date Sampled: 10/03/2013 1725

Date Received: 10/05/2013 0130

8260C Volatile Organic Compounds by GC/MS

Analysis Method:	8260C	Analysis Batch:	480-145143	Instrument ID:	HP5973P
Prep Method:	5030C	Prep Batch:	N/A	Lab File ID:	P2741.D
Dilution:	1.0			Initial Weight/Volume:	5 mL
Analysis Date:	10/16/2013 0054			Final Weight/Volume:	5 mL
Prep Date:	10/16/2013 0054				

Analyte	Result (ug/L)	Qualifier	MDL	RL
Trichloroethene	11		0.46	1.0
Trichlorofluoromethane	ND		0.88	1.0
Vinyl chloride	5.2		0.90	1.0
Xylenes, Total	ND		0.66	1.0

Surrogate	%Rec	Qualifier	Acceptance Limits
1,2-Dichloroethane-d4 (Surr)	97		66 - 137
4-Bromofluorobenzene (Surr)	103		73 - 120
Toluene-d8 (Surr)	96		71 - 126

Client: ARCADIS U.S. Inc

Job Number: 480-47308-1

Client Sample ID: **MW-4**

Lab Sample ID: 480-47308-4

Client Matrix: Water

Date Sampled: 10/03/2013 1724

Date Received: 10/05/2013 0130

8260C Volatile Organic Compounds by GC/MS

Analysis Method:	8260C	Analysis Batch:	480-145143	Instrument ID:	HP5973P
Prep Method:	5030C	Prep Batch:	N/A	Lab File ID:	P2742.D
Dilution:	1.0			Initial Weight/Volume:	5 mL
Analysis Date:	10/16/2013 0118			Final Weight/Volume:	5 mL
Prep Date:	10/16/2013 0118				

Analyte	Result (ug/L)	Qualifier	MDL	RL
1,1,1-Trichloroethane	ND		0.82	1.0
1,1,2,2-Tetrachloroethane	ND		0.21	1.0
1,1,2-Trichloro-1,2,2-trifluoroethane	ND		0.31	1.0
1,1,2-Trichloroethane	ND		0.23	1.0
1,1-Dichloroethane	0.78	J	0.38	1.0
1,1-Dichloroethene	ND		0.29	1.0
1,2,4-Trichlorobenzene	ND		0.41	1.0
1,2-Dibromo-3-Chloropropane	ND		0.39	1.0
1,2-Dibromoethane	ND		0.73	1.0
1,2-Dichlorobenzene	ND		0.79	1.0
1,2-Dichloroethane	ND		0.21	1.0
1,2-Dichloropropane	ND		0.72	1.0
1,3-Dichlorobenzene	ND		0.78	1.0
1,4-Dichlorobenzene	ND		0.84	1.0
2-Butanone (MEK)	ND		1.3	10
2-Hexanone	ND		1.2	5.0
4-Methyl-2-pentanone (MIBK)	ND		2.1	5.0
Acetone	ND		3.0	10
Benzene	ND		0.41	1.0
Bromodichloromethane	ND		0.39	1.0
Bromoform	ND		0.26	1.0
Bromomethane	ND		0.69	1.0
Carbon disulfide	ND		0.19	1.0
Carbon tetrachloride	ND		0.27	1.0
Chlorobenzene	ND		0.75	1.0
Chloroethane	ND		0.32	1.0
Chloroform	ND		0.34	1.0
Chloromethane	ND		0.35	1.0
cis-1,2-Dichloroethene	4.4		0.81	1.0
cis-1,3-Dichloropropene	ND		0.36	1.0
Cyclohexane	ND		0.18	1.0
Dibromochloromethane	ND		0.32	1.0
Dichlorodifluoromethane	ND		0.68	1.0
Ethylbenzene	ND		0.74	1.0
Isopropylbenzene	ND		0.79	1.0
Methyl acetate	ND		0.50	1.0
Methyl tert-butyl ether	ND		0.16	1.0
Methylcyclohexane	ND		0.16	1.0
Methylene Chloride	ND		0.44	1.0
m-Xylene & p-Xylene	ND		0.66	1.0
o-Xylene	ND		0.76	1.0
Styrene	ND		0.73	1.0
Tetrachloroethene	ND		0.36	1.0
Toluene	ND		0.51	1.0
trans-1,2-Dichloroethene	ND		0.90	1.0
trans-1,3-Dichloropropene	ND		0.37	1.0

Client: ARCADIS U.S. Inc

Job Number: 480-47308-1

Client Sample ID: **MW-4**

Lab Sample ID: 480-47308-4

Client Matrix: Water

Date Sampled: 10/03/2013 1724

Date Received: 10/05/2013 0130

8260C Volatile Organic Compounds by GC/MS

Analysis Method:	8260C	Analysis Batch:	480-145143	Instrument ID:	HP5973P
Prep Method:	5030C	Prep Batch:	N/A	Lab File ID:	P2742.D
Dilution:	1.0			Initial Weight/Volume:	5 mL
Analysis Date:	10/16/2013 0118			Final Weight/Volume:	5 mL
Prep Date:	10/16/2013 0118				

Analyte	Result (ug/L)	Qualifier	MDL	RL
Trichloroethene	ND		0.46	1.0
Trichlorofluoromethane	ND		0.88	1.0
Vinyl chloride	4.2		0.90	1.0
Xylenes, Total	ND		0.66	1.0

Surrogate	%Rec	Qualifier	Acceptance Limits
1,2-Dichloroethane-d4 (Surr)	102		66 - 137
4-Bromofluorobenzene (Surr)	102		73 - 120
Toluene-d8 (Surr)	95		71 - 126

Client: ARCADIS U.S. Inc

Job Number: 480-47308-1

Client Sample ID: **MW-5**

Lab Sample ID: 480-47308-5

Client Matrix: Water

Date Sampled: 10/02/2013 1510

Date Received: 10/05/2013 0130

8260C Volatile Organic Compounds by GC/MS

Analysis Method:	8260C	Analysis Batch:	480-145143	Instrument ID:	HP5973P
Prep Method:	5030C	Prep Batch:	N/A	Lab File ID:	P2743.D
Dilution:	1.0			Initial Weight/Volume:	5 mL
Analysis Date:	10/16/2013 0143			Final Weight/Volume:	5 mL
Prep Date:	10/16/2013 0143				

Analyte	Result (ug/L)	Qualifier	MDL	RL
1,1,1-Trichloroethane	ND		0.82	1.0
1,1,2,2-Tetrachloroethane	ND		0.21	1.0
1,1,2-Trichloro-1,2,2-trifluoroethane	ND		0.31	1.0
1,1,2-Trichloroethane	ND		0.23	1.0
1,1-Dichloroethane	ND		0.38	1.0
1,1-Dichloroethene	ND		0.29	1.0
1,2,4-Trichlorobenzene	ND		0.41	1.0
1,2-Dibromo-3-Chloropropane	ND		0.39	1.0
1,2-Dibromoethane	ND		0.73	1.0
1,2-Dichlorobenzene	ND		0.79	1.0
1,2-Dichloroethane	ND		0.21	1.0
1,2-Dichloropropane	ND		0.72	1.0
1,3-Dichlorobenzene	ND		0.78	1.0
1,4-Dichlorobenzene	ND		0.84	1.0
2-Butanone (MEK)	ND		1.3	10
2-Hexanone	ND		1.2	5.0
4-Methyl-2-pentanone (MIBK)	ND		2.1	5.0
Acetone	4.5	J	3.0	10
Benzene	ND		0.41	1.0
Bromodichloromethane	ND		0.39	1.0
Bromoform	ND		0.26	1.0
Bromomethane	ND		0.69	1.0
Carbon disulfide	ND		0.19	1.0
Carbon tetrachloride	ND		0.27	1.0
Chlorobenzene	ND		0.75	1.0
Chloroethane	ND		0.32	1.0
Chloroform	ND		0.34	1.0
Chloromethane	ND		0.35	1.0
cis-1,2-Dichloroethene	ND		0.81	1.0
cis-1,3-Dichloropropene	ND		0.36	1.0
Cyclohexane	ND		0.18	1.0
Dibromochloromethane	ND		0.32	1.0
Dichlorodifluoromethane	ND		0.68	1.0
Ethylbenzene	ND		0.74	1.0
Isopropylbenzene	ND		0.79	1.0
Methyl acetate	ND		0.50	1.0
Methyl tert-butyl ether	ND		0.16	1.0
Methylcyclohexane	ND		0.16	1.0
Methylene Chloride	ND		0.44	1.0
m-Xylene & p-Xylene	ND		0.66	1.0
o-Xylene	ND		0.76	1.0
Styrene	ND		0.73	1.0
Tetrachloroethene	ND		0.36	1.0
Toluene	ND		0.51	1.0
trans-1,2-Dichloroethene	ND		0.90	1.0
trans-1,3-Dichloropropene	ND		0.37	1.0

Client: ARCADIS U.S. Inc

Job Number: 480-47308-1

Client Sample ID: **MW-5**

Lab Sample ID: 480-47308-5

Client Matrix: Water

Date Sampled: 10/02/2013 1510

Date Received: 10/05/2013 0130

8260C Volatile Organic Compounds by GC/MS

Analysis Method:	8260C	Analysis Batch:	480-145143	Instrument ID:	HP5973P
Prep Method:	5030C	Prep Batch:	N/A	Lab File ID:	P2743.D
Dilution:	1.0			Initial Weight/Volume:	5 mL
Analysis Date:	10/16/2013 0143			Final Weight/Volume:	5 mL
Prep Date:	10/16/2013 0143				

Analyte	Result (ug/L)	Qualifier	MDL	RL
Trichloroethene	ND		0.46	1.0
Trichlorofluoromethane	ND		0.88	1.0
Vinyl chloride	ND		0.90	1.0
Xylenes, Total	ND		0.66	1.0

Surrogate	%Rec	Qualifier	Acceptance Limits
1,2-Dichloroethane-d4 (Surr)	104		66 - 137
4-Bromofluorobenzene (Surr)	102		73 - 120
Toluene-d8 (Surr)	96		71 - 126

Client: ARCADIS U.S. Inc

Job Number: 480-47308-1

Client Sample ID: **MW-10**

Lab Sample ID: 480-47308-6

Client Matrix: Water

Date Sampled: 10/03/2013 1355

Date Received: 10/05/2013 0130

8260C Volatile Organic Compounds by GC/MS

Analysis Method:	8260C	Analysis Batch:	480-145143	Instrument ID:	HP5973P
Prep Method:	5030C	Prep Batch:	N/A	Lab File ID:	P2744.D
Dilution:	1.0			Initial Weight/Volume:	5 mL
Analysis Date:	10/16/2013 0208			Final Weight/Volume:	5 mL
Prep Date:	10/16/2013 0208				

Analyte	Result (ug/L)	Qualifier	MDL	RL
1,1,1-Trichloroethane	ND		0.82	1.0
1,1,2,2-Tetrachloroethane	ND		0.21	1.0
1,1,2-Trichloro-1,2,2-trifluoroethane	ND		0.31	1.0
1,1,2-Trichloroethane	ND		0.23	1.0
1,1-Dichloroethane	2.9		0.38	1.0
1,1-Dichloroethene	ND		0.29	1.0
1,2,4-Trichlorobenzene	ND		0.41	1.0
1,2-Dibromo-3-Chloropropane	ND		0.39	1.0
1,2-Dibromoethane	ND		0.73	1.0
1,2-Dichlorobenzene	ND		0.79	1.0
1,2-Dichloroethane	ND		0.21	1.0
1,2-Dichloropropane	ND		0.72	1.0
1,3-Dichlorobenzene	ND		0.78	1.0
1,4-Dichlorobenzene	ND		0.84	1.0
2-Butanone (MEK)	ND		1.3	10
2-Hexanone	ND		1.2	5.0
4-Methyl-2-pentanone (MIBK)	ND		2.1	5.0
Acetone	ND		3.0	10
Benzene	ND		0.41	1.0
Bromodichloromethane	ND		0.39	1.0
Bromoform	ND		0.26	1.0
Bromomethane	ND		0.69	1.0
Carbon disulfide	ND		0.19	1.0
Carbon tetrachloride	ND		0.27	1.0
Chlorobenzene	ND		0.75	1.0
Chloroethane	ND		0.32	1.0
Chloroform	ND		0.34	1.0
Chloromethane	ND		0.35	1.0
cis-1,2-Dichloroethene	35		0.81	1.0
cis-1,3-Dichloropropene	ND		0.36	1.0
Cyclohexane	ND		0.18	1.0
Dibromochloromethane	ND		0.32	1.0
Dichlorodifluoromethane	ND		0.68	1.0
Ethylbenzene	ND		0.74	1.0
Isopropylbenzene	ND		0.79	1.0
Methyl acetate	ND		0.50	1.0
Methyl tert-butyl ether	ND		0.16	1.0
Methylcyclohexane	ND		0.16	1.0
Methylene Chloride	ND		0.44	1.0
m-Xylene & p-Xylene	ND		0.66	1.0
o-Xylene	ND		0.76	1.0
Styrene	ND		0.73	1.0
Tetrachloroethene	ND		0.36	1.0
Toluene	ND		0.51	1.0
trans-1,2-Dichloroethene	2.3		0.90	1.0
trans-1,3-Dichloropropene	ND		0.37	1.0

Client: ARCADIS U.S. Inc

Job Number: 480-47308-1

Client Sample ID: **MW-10**

Lab Sample ID: 480-47308-6

Client Matrix: Water

Date Sampled: 10/03/2013 1355

Date Received: 10/05/2013 0130

8260C Volatile Organic Compounds by GC/MS

Analysis Method:	8260C	Analysis Batch:	480-145143	Instrument ID:	HP5973P
Prep Method:	5030C	Prep Batch:	N/A	Lab File ID:	P2744.D
Dilution:	1.0			Initial Weight/Volume:	5 mL
Analysis Date:	10/16/2013 0208			Final Weight/Volume:	5 mL
Prep Date:	10/16/2013 0208				

Analyte	Result (ug/L)	Qualifier	MDL	RL
Trichloroethene	0.72	J	0.46	1.0
Trichlorofluoromethane	ND		0.88	1.0
Vinyl chloride	20		0.90	1.0
Xylenes, Total	ND		0.66	1.0

Surrogate	%Rec	Qualifier	Acceptance Limits
1,2-Dichloroethane-d4 (Surr)	104		66 - 137
4-Bromofluorobenzene (Surr)	99		73 - 120
Toluene-d8 (Surr)	94		71 - 126

Client: ARCADIS U.S. Inc

Job Number: 480-47308-1

Client Sample ID: **MW-14BR**

Lab Sample ID: 480-47308-7

Client Matrix: Water

Date Sampled: 10/04/2013 1030

Date Received: 10/05/2013 0130

8260C Volatile Organic Compounds by GC/MS

Analysis Method:	8260C	Analysis Batch:	480-145143	Instrument ID:	HP5973P
Prep Method:	5030C	Prep Batch:	N/A	Lab File ID:	P2745.D
Dilution:	1.0			Initial Weight/Volume:	5 mL
Analysis Date:	10/16/2013 0232			Final Weight/Volume:	5 mL
Prep Date:	10/16/2013 0232				

Analyte	Result (ug/L)	Qualifier	MDL	RL
1,1,1-Trichloroethane	ND		0.82	1.0
1,1,2,2-Tetrachloroethane	ND		0.21	1.0
1,1,2-Trichloro-1,2,2-trifluoroethane	ND		0.31	1.0
1,1,2-Trichloroethane	ND		0.23	1.0
1,1-Dichloroethane	ND		0.38	1.0
1,1-Dichloroethene	ND		0.29	1.0
1,2,4-Trichlorobenzene	ND		0.41	1.0
1,2-Dibromo-3-Chloropropane	ND		0.39	1.0
1,2-Dibromoethane	ND		0.73	1.0
1,2-Dichlorobenzene	ND		0.79	1.0
1,2-Dichloroethane	ND		0.21	1.0
1,2-Dichloropropane	ND		0.72	1.0
1,3-Dichlorobenzene	ND		0.78	1.0
1,4-Dichlorobenzene	ND		0.84	1.0
2-Butanone (MEK)	ND		1.3	10
2-Hexanone	ND		1.2	5.0
4-Methyl-2-pentanone (MIBK)	ND		2.1	5.0
Acetone	19		3.0	10
Benzene	ND		0.41	1.0
Bromodichloromethane	ND		0.39	1.0
Bromoform	ND		0.26	1.0
Bromomethane	ND		0.69	1.0
Carbon disulfide	ND		0.19	1.0
Carbon tetrachloride	ND		0.27	1.0
Chlorobenzene	ND		0.75	1.0
Chloroethane	ND		0.32	1.0
Chloroform	ND		0.34	1.0
Chloromethane	ND		0.35	1.0
cis-1,2-Dichloroethene	ND		0.81	1.0
cis-1,3-Dichloropropene	ND		0.36	1.0
Cyclohexane	ND		0.18	1.0
Dibromochloromethane	ND		0.32	1.0
Dichlorodifluoromethane	ND		0.68	1.0
Ethylbenzene	ND		0.74	1.0
Isopropylbenzene	ND		0.79	1.0
Methyl acetate	ND		0.50	1.0
Methyl tert-butyl ether	ND		0.16	1.0
Methylcyclohexane	ND		0.16	1.0
Methylene Chloride	ND		0.44	1.0
m-Xylene & p-Xylene	ND		0.66	1.0
o-Xylene	ND		0.76	1.0
Styrene	ND		0.73	1.0
Tetrachloroethene	ND		0.36	1.0
Toluene	ND		0.51	1.0
trans-1,2-Dichloroethene	ND		0.90	1.0
trans-1,3-Dichloropropene	ND		0.37	1.0

Client: ARCADIS U.S. Inc

Job Number: 480-47308-1

Client Sample ID: **MW-14BR**

Lab Sample ID: 480-47308-7

Client Matrix: Water

Date Sampled: 10/04/2013 1030

Date Received: 10/05/2013 0130

8260C Volatile Organic Compounds by GC/MS

Analysis Method:	8260C	Analysis Batch:	480-145143	Instrument ID:	HP5973P
Prep Method:	5030C	Prep Batch:	N/A	Lab File ID:	P2745.D
Dilution:	1.0			Initial Weight/Volume:	5 mL
Analysis Date:	10/16/2013 0232			Final Weight/Volume:	5 mL
Prep Date:	10/16/2013 0232				

Analyte	Result (ug/L)	Qualifier	MDL	RL
Trichloroethene	ND		0.46	1.0
Trichlorofluoromethane	ND		0.88	1.0
Vinyl chloride	ND		0.90	1.0
Xylenes, Total	ND		0.66	1.0

Surrogate	%Rec	Qualifier	Acceptance Limits
1,2-Dichloroethane-d4 (Surr)	106		66 - 137
4-Bromofluorobenzene (Surr)	101		73 - 120
Toluene-d8 (Surr)	97		71 - 126

Client: ARCADIS U.S. Inc

Job Number: 480-47308-1

Client Sample ID: **MW-18**

Lab Sample ID: 480-47308-8

Client Matrix: Water

Date Sampled: 10/04/2013 1256

Date Received: 10/05/2013 0130

8260C Volatile Organic Compounds by GC/MS

Analysis Method:	8260C	Analysis Batch:	480-145143	Instrument ID:	HP5973P
Prep Method:	5030C	Prep Batch:	N/A	Lab File ID:	P2746.D
Dilution:	20			Initial Weight/Volume:	5 mL
Analysis Date:	10/16/2013 0257			Final Weight/Volume:	5 mL
Prep Date:	10/16/2013 0257				

Analyte	Result (ug/L)	Qualifier	MDL	RL
1,1,1-Trichloroethane	ND		16	20
1,1,2,2-Tetrachloroethane	ND		4.2	20
1,1,2-Trichloro-1,2,2-trifluoroethane	ND		6.2	20
1,1,2-Trichloroethane	ND		4.6	20
1,1-Dichloroethane	43		7.6	20
1,1-Dichloroethene	ND		5.8	20
1,2,4-Trichlorobenzene	ND		8.2	20
1,2-Dibromo-3-Chloropropane	ND		7.8	20
1,2-Dibromoethane	ND		15	20
1,2-Dichlorobenzene	ND		16	20
1,2-Dichloroethane	ND		4.2	20
1,2-Dichloropropane	ND		14	20
1,3-Dichlorobenzene	ND		16	20
1,4-Dichlorobenzene	ND		17	20
2-Butanone (MEK)	ND		26	200
2-Hexanone	ND		25	100
4-Methyl-2-pentanone (MIBK)	ND		42	100
Acetone	ND		60	200
Benzene	ND		8.2	20
Bromodichloromethane	ND		7.8	20
Bromoform	ND		5.2	20
Bromomethane	ND		14	20
Carbon disulfide	ND		3.8	20
Carbon tetrachloride	ND		5.4	20
Chlorobenzene	ND		15	20
Chloroethane	ND		6.4	20
Chloroform	ND		6.8	20
Chloromethane	ND		7.0	20
cis-1,2-Dichloroethene	1700		16	20
cis-1,3-Dichloropropene	ND		7.2	20
Cyclohexane	ND		3.6	20
Dibromochloromethane	ND		6.4	20
Dichlorodifluoromethane	ND		14	20
Ethylbenzene	ND		15	20
Isopropylbenzene	ND		16	20
Methyl acetate	ND		10	20
Methyl tert-butyl ether	ND		3.2	20
Methylcyclohexane	ND		3.2	20
Methylene Chloride	ND		8.8	20
m-Xylene & p-Xylene	ND		13	20
o-Xylene	ND		15	20
Styrene	ND		15	20
Tetrachloroethene	16	J	7.2	20
Toluene	ND		10	20
trans-1,2-Dichloroethene	ND		18	20
trans-1,3-Dichloropropene	ND		7.4	20

Client: ARCADIS U.S. Inc

Job Number: 480-47308-1

Client Sample ID: **MW-18**

Lab Sample ID: 480-47308-8

Client Matrix: Water

Date Sampled: 10/04/2013 1256

Date Received: 10/05/2013 0130

8260C Volatile Organic Compounds by GC/MS

Analysis Method:	8260C	Analysis Batch:	480-145143	Instrument ID:	HP5973P
Prep Method:	5030C	Prep Batch:	N/A	Lab File ID:	P2746.D
Dilution:	20			Initial Weight/Volume:	5 mL
Analysis Date:	10/16/2013 0257			Final Weight/Volume:	5 mL
Prep Date:	10/16/2013 0257				

Analyte	Result (ug/L)	Qualifier	MDL	RL
Trichloroethene	160		9.2	20
Trichlorofluoromethane	ND		18	20
Vinyl chloride	ND		18	20
Xylenes, Total	ND		13	20

Surrogate	%Rec	Qualifier	Acceptance Limits
1,2-Dichloroethane-d4 (Surr)	107		66 - 137
4-Bromofluorobenzene (Surr)	96		73 - 120
Toluene-d8 (Surr)	95		71 - 126

Client: ARCADIS U.S. Inc

Job Number: 480-47308-1

Client Sample ID: **MW-19**

Lab Sample ID: 480-47308-9

Client Matrix: Water

Date Sampled: 10/04/2013 1437

Date Received: 10/05/2013 0130

8260C Volatile Organic Compounds by GC/MS

Analysis Method:	8260C	Analysis Batch:	480-145143	Instrument ID:	HP5973P
Prep Method:	5030C	Prep Batch:	N/A	Lab File ID:	P2747.D
Dilution:	1.0			Initial Weight/Volume:	5 mL
Analysis Date:	10/16/2013 0321			Final Weight/Volume:	5 mL
Prep Date:	10/16/2013 0321				

Analyte	Result (ug/L)	Qualifier	MDL	RL
1,1,1-Trichloroethane	ND		0.82	1.0
1,1,2,2-Tetrachloroethane	ND		0.21	1.0
1,1,2-Trichloro-1,2,2-trifluoroethane	ND		0.31	1.0
1,1,2-Trichloroethane	ND		0.23	1.0
1,1-Dichloroethane	ND		0.38	1.0
1,1-Dichloroethene	ND		0.29	1.0
1,2,4-Trichlorobenzene	ND		0.41	1.0
1,2-Dibromo-3-Chloropropane	ND		0.39	1.0
1,2-Dibromoethane	ND		0.73	1.0
1,2-Dichlorobenzene	ND		0.79	1.0
1,2-Dichloroethane	ND		0.21	1.0
1,2-Dichloropropane	ND		0.72	1.0
1,3-Dichlorobenzene	ND		0.78	1.0
1,4-Dichlorobenzene	ND		0.84	1.0
2-Butanone (MEK)	ND		1.3	10
2-Hexanone	ND		1.2	5.0
4-Methyl-2-pentanone (MIBK)	ND		2.1	5.0
Acetone	ND		3.0	10
Benzene	ND		0.41	1.0
Bromodichloromethane	ND		0.39	1.0
Bromoform	ND		0.26	1.0
Bromomethane	ND		0.69	1.0
Carbon disulfide	ND		0.19	1.0
Carbon tetrachloride	ND		0.27	1.0
Chlorobenzene	ND		0.75	1.0
Chloroethane	ND		0.32	1.0
Chloroform	ND		0.34	1.0
Chloromethane	ND		0.35	1.0
cis-1,2-Dichloroethene	1.5		0.81	1.0
cis-1,3-Dichloropropene	ND		0.36	1.0
Cyclohexane	ND		0.18	1.0
Dibromochloromethane	ND		0.32	1.0
Dichlorodifluoromethane	ND		0.68	1.0
Ethylbenzene	ND		0.74	1.0
Isopropylbenzene	ND		0.79	1.0
Methyl acetate	ND		0.50	1.0
Methyl tert-butyl ether	ND		0.16	1.0
Methylcyclohexane	ND		0.16	1.0
Methylene Chloride	ND		0.44	1.0
m-Xylene & p-Xylene	ND		0.66	1.0
o-Xylene	ND		0.76	1.0
Styrene	ND		0.73	1.0
Tetrachloroethene	ND		0.36	1.0
Toluene	ND		0.51	1.0
trans-1,2-Dichloroethene	ND		0.90	1.0
trans-1,3-Dichloropropene	ND		0.37	1.0

Client: ARCADIS U.S. Inc

Job Number: 480-47308-1

Client Sample ID: **MW-19**

Lab Sample ID: 480-47308-9

Client Matrix: Water

Date Sampled: 10/04/2013 1437

Date Received: 10/05/2013 0130

8260C Volatile Organic Compounds by GC/MS

Analysis Method:	8260C	Analysis Batch:	480-145143	Instrument ID:	HP5973P
Prep Method:	5030C	Prep Batch:	N/A	Lab File ID:	P2747.D
Dilution:	1.0			Initial Weight/Volume:	5 mL
Analysis Date:	10/16/2013 0321			Final Weight/Volume:	5 mL
Prep Date:	10/16/2013 0321				

Analyte	Result (ug/L)	Qualifier	MDL	RL
Trichloroethene	ND		0.46	1.0
Trichlorofluoromethane	ND		0.88	1.0
Vinyl chloride	2.3		0.90	1.0
Xylenes, Total	ND		0.66	1.0

Surrogate	%Rec	Qualifier	Acceptance Limits
1,2-Dichloroethane-d4 (Surr)	110		66 - 137
4-Bromofluorobenzene (Surr)	100		73 - 120
Toluene-d8 (Surr)	94		71 - 126

Client: ARCADIS U.S. Inc

Job Number: 480-47308-1

Client Sample ID: **MW-20**

Lab Sample ID: 480-47308-10

Client Matrix: Water

Date Sampled: 10/04/2013 1516

Date Received: 10/05/2013 0130

8260C Volatile Organic Compounds by GC/MS

Analysis Method:	8260C	Analysis Batch:	480-145222	Instrument ID:	HP5973P
Prep Method:	5030C	Prep Batch:	N/A	Lab File ID:	P2764.D
Dilution:	1.0			Initial Weight/Volume:	5 mL
Analysis Date:	10/16/2013 1132			Final Weight/Volume:	5 mL
Prep Date:	10/16/2013 1132				

Analyte	Result (ug/L)	Qualifier	MDL	RL
1,1,1-Trichloroethane	ND		0.82	1.0
1,1,2,2-Tetrachloroethane	ND		0.21	1.0
1,1,2-Trichloro-1,2,2-trifluoroethane	ND		0.31	1.0
1,1,2-Trichloroethane	ND		0.23	1.0
1,1-Dichloroethane	ND		0.38	1.0
1,1-Dichloroethene	ND		0.29	1.0
1,2,4-Trichlorobenzene	ND		0.41	1.0
1,2-Dibromo-3-Chloropropane	ND		0.39	1.0
1,2-Dibromoethane	ND		0.73	1.0
1,2-Dichlorobenzene	ND		0.79	1.0
1,2-Dichloroethane	ND		0.21	1.0
1,2-Dichloropropane	ND		0.72	1.0
1,3-Dichlorobenzene	ND		0.78	1.0
1,4-Dichlorobenzene	ND		0.84	1.0
2-Butanone (MEK)	ND		1.3	10
2-Hexanone	ND		1.2	5.0
4-Methyl-2-pentanone (MIBK)	ND		2.1	5.0
Acetone	ND		3.0	10
Benzene	ND		0.41	1.0
Bromodichloromethane	ND		0.39	1.0
Bromoform	ND		0.26	1.0
Bromomethane	ND		0.69	1.0
Carbon disulfide	ND		0.19	1.0
Carbon tetrachloride	ND		0.27	1.0
Chlorobenzene	ND		0.75	1.0
Chloroethane	1.8		0.32	1.0
Chloroform	ND		0.34	1.0
Chloromethane	ND		0.35	1.0
cis-1,2-Dichloroethene	ND		0.81	1.0
cis-1,3-Dichloropropene	ND		0.36	1.0
Cyclohexane	ND		0.18	1.0
Dibromochloromethane	ND		0.32	1.0
Dichlorodifluoromethane	ND		0.68	1.0
Ethylbenzene	ND		0.74	1.0
Isopropylbenzene	ND		0.79	1.0
Methyl acetate	ND		0.50	1.0
Methyl tert-butyl ether	ND		0.16	1.0
Methylcyclohexane	ND		0.16	1.0
Methylene Chloride	ND		0.44	1.0
m-Xylene & p-Xylene	ND		0.66	1.0
o-Xylene	ND		0.76	1.0
Styrene	ND		0.73	1.0
Tetrachloroethene	ND		0.36	1.0
Toluene	ND		0.51	1.0
trans-1,2-Dichloroethene	3.6		0.90	1.0
trans-1,3-Dichloropropene	ND		0.37	1.0

Client: ARCADIS U.S. Inc

Job Number: 480-47308-1

Client Sample ID: **MW-20**

Lab Sample ID: 480-47308-10

Client Matrix: Water

Date Sampled: 10/04/2013 1516

Date Received: 10/05/2013 0130

8260C Volatile Organic Compounds by GC/MS

Analysis Method:	8260C	Analysis Batch:	480-145222	Instrument ID:	HP5973P
Prep Method:	5030C	Prep Batch:	N/A	Lab File ID:	P2764.D
Dilution:	1.0			Initial Weight/Volume:	5 mL
Analysis Date:	10/16/2013 1132			Final Weight/Volume:	5 mL
Prep Date:	10/16/2013 1132				

Analyte	Result (ug/L)	Qualifier	MDL	RL
Trichloroethene	ND		0.46	1.0
Trichlorofluoromethane	ND		0.88	1.0
Vinyl chloride	ND		0.90	1.0
Xylenes, Total	ND		0.66	1.0

Surrogate	%Rec	Qualifier	Acceptance Limits
1,2-Dichloroethane-d4 (Surr)	110		66 - 137
4-Bromofluorobenzene (Surr)	96		73 - 120
Toluene-d8 (Surr)	96		71 - 126

Client: ARCADIS U.S. Inc

Job Number: 480-47308-1

Client Sample ID: **MW-21**

Lab Sample ID: 480-47308-11

Client Matrix: Water

Date Sampled: 10/04/2013 1555

Date Received: 10/05/2013 0130

8260C Volatile Organic Compounds by GC/MS

Analysis Method:	8260C	Analysis Batch:	480-145143	Instrument ID:	HP5973P
Prep Method:	5030C	Prep Batch:	N/A	Lab File ID:	P2749.D
Dilution:	1.0			Initial Weight/Volume:	5 mL
Analysis Date:	10/16/2013 0411			Final Weight/Volume:	5 mL
Prep Date:	10/16/2013 0411				

Analyte	Result (ug/L)	Qualifier	MDL	RL
1,1,1-Trichloroethane	ND		0.82	1.0
1,1,2,2-Tetrachloroethane	ND		0.21	1.0
1,1,2-Trichloro-1,2,2-trifluoroethane	ND		0.31	1.0
1,1,2-Trichloroethane	ND		0.23	1.0
1,1-Dichloroethane	ND		0.38	1.0
1,1-Dichloroethene	ND		0.29	1.0
1,2,4-Trichlorobenzene	ND		0.41	1.0
1,2-Dibromo-3-Chloropropane	ND		0.39	1.0
1,2-Dibromoethane	ND		0.73	1.0
1,2-Dichlorobenzene	ND		0.79	1.0
1,2-Dichloroethane	ND		0.21	1.0
1,2-Dichloropropane	ND		0.72	1.0
1,3-Dichlorobenzene	ND		0.78	1.0
1,4-Dichlorobenzene	ND		0.84	1.0
2-Butanone (MEK)	ND		1.3	10
2-Hexanone	ND		1.2	5.0
4-Methyl-2-pentanone (MIBK)	ND		2.1	5.0
Acetone	ND		3.0	10
Benzene	ND		0.41	1.0
Bromodichloromethane	ND		0.39	1.0
Bromoform	ND		0.26	1.0
Bromomethane	ND		0.69	1.0
Carbon disulfide	ND		0.19	1.0
Carbon tetrachloride	ND		0.27	1.0
Chlorobenzene	ND		0.75	1.0
Chloroethane	ND		0.32	1.0
Chloroform	ND		0.34	1.0
Chloromethane	ND		0.35	1.0
cis-1,2-Dichloroethene	ND		0.81	1.0
cis-1,3-Dichloropropene	ND		0.36	1.0
Cyclohexane	ND		0.18	1.0
Dibromochloromethane	ND		0.32	1.0
Dichlorodifluoromethane	ND		0.68	1.0
Ethylbenzene	ND		0.74	1.0
Isopropylbenzene	ND		0.79	1.0
Methyl acetate	ND		0.50	1.0
Methyl tert-butyl ether	ND		0.16	1.0
Methylcyclohexane	ND		0.16	1.0
Methylene Chloride	ND		0.44	1.0
m-Xylene & p-Xylene	ND		0.66	1.0
o-Xylene	ND		0.76	1.0
Styrene	ND		0.73	1.0
Tetrachloroethene	ND		0.36	1.0
Toluene	ND		0.51	1.0
trans-1,2-Dichloroethene	ND		0.90	1.0
trans-1,3-Dichloropropene	ND		0.37	1.0

Client: ARCADIS U.S. Inc

Job Number: 480-47308-1

Client Sample ID: **MW-21**

Lab Sample ID: 480-47308-11

Client Matrix: Water

Date Sampled: 10/04/2013 1555

Date Received: 10/05/2013 0130

8260C Volatile Organic Compounds by GC/MS

Analysis Method:	8260C	Analysis Batch:	480-145143	Instrument ID:	HP5973P
Prep Method:	5030C	Prep Batch:	N/A	Lab File ID:	P2749.D
Dilution:	1.0			Initial Weight/Volume:	5 mL
Analysis Date:	10/16/2013 0411			Final Weight/Volume:	5 mL
Prep Date:	10/16/2013 0411				

Analyte	Result (ug/L)	Qualifier	MDL	RL
Trichloroethene	ND		0.46	1.0
Trichlorofluoromethane	ND		0.88	1.0
Vinyl chloride	5.2		0.90	1.0
Xylenes, Total	ND		0.66	1.0

Surrogate	%Rec	Qualifier	Acceptance Limits
1,2-Dichloroethane-d4 (Surr)	111		66 - 137
4-Bromofluorobenzene (Surr)	97		73 - 120
Toluene-d8 (Surr)	93		71 - 126

Client: ARCADIS U.S. Inc

Job Number: 480-47308-1

Client Sample ID: **PZ-5**

Lab Sample ID: 480-47308-12

Client Matrix: Water

Date Sampled: 10/02/2013 1605

Date Received: 10/05/2013 0130

8260C Volatile Organic Compounds by GC/MS

Analysis Method:	8260C	Analysis Batch:	480-145143	Instrument ID:	HP5973P
Prep Method:	5030C	Prep Batch:	N/A	Lab File ID:	P2750.D
Dilution:	2.0			Initial Weight/Volume:	5 mL
Analysis Date:	10/16/2013 0435			Final Weight/Volume:	5 mL
Prep Date:	10/16/2013 0435				

Analyte	Result (ug/L)	Qualifier	MDL	RL
1,1,1-Trichloroethane	ND		1.6	2.0
1,1,2,2-Tetrachloroethane	ND		0.42	2.0
1,1,2-Trichloro-1,2,2-trifluoroethane	ND		0.62	2.0
1,1,2-Trichloroethane	ND		0.46	2.0
1,1-Dichloroethane	ND		0.76	2.0
1,1-Dichloroethene	ND		0.58	2.0
1,2,4-Trichlorobenzene	ND		0.82	2.0
1,2-Dibromo-3-Chloropropane	ND		0.78	2.0
1,2-Dibromoethane	ND		1.5	2.0
1,2-Dichlorobenzene	ND		1.6	2.0
1,2-Dichloroethane	ND		0.42	2.0
1,2-Dichloropropane	ND		1.4	2.0
1,3-Dichlorobenzene	ND		1.6	2.0
1,4-Dichlorobenzene	ND		1.7	2.0
2-Butanone (MEK)	ND		2.6	20
2-Hexanone	ND		2.5	10
4-Methyl-2-pentanone (MIBK)	ND		4.2	10
Acetone	ND		6.0	20
Benzene	ND		0.82	2.0
Bromodichloromethane	ND		0.78	2.0
Bromoform	ND		0.52	2.0
Bromomethane	ND		1.4	2.0
Carbon disulfide	ND		0.38	2.0
Carbon tetrachloride	ND		0.54	2.0
Chlorobenzene	ND		1.5	2.0
Chloroethane	ND		0.64	2.0
Chloroform	ND		0.68	2.0
Chloromethane	ND		0.70	2.0
cis-1,2-Dichloroethene	64		1.6	2.0
cis-1,3-Dichloropropene	ND		0.72	2.0
Cyclohexane	ND		0.36	2.0
Dibromochloromethane	ND		0.64	2.0
Dichlorodifluoromethane	ND		1.4	2.0
Ethylbenzene	ND		1.5	2.0
Isopropylbenzene	ND		1.6	2.0
Methyl acetate	ND		1.0	2.0
Methyl tert-butyl ether	ND		0.32	2.0
Methylcyclohexane	ND		0.32	2.0
Methylene Chloride	ND		0.88	2.0
m-Xylene & p-Xylene	ND		1.3	2.0
o-Xylene	ND		1.5	2.0
Styrene	ND		1.5	2.0
Tetrachloroethene	190		0.72	2.0
Toluene	ND		1.0	2.0
trans-1,2-Dichloroethene	ND		1.8	2.0
trans-1,3-Dichloropropene	ND		0.74	2.0

Client: ARCADIS U.S. Inc

Job Number: 480-47308-1

Client Sample ID: **PZ-5**

Lab Sample ID: 480-47308-12

Client Matrix: Water

Date Sampled: 10/02/2013 1605

Date Received: 10/05/2013 0130

8260C Volatile Organic Compounds by GC/MS

Analysis Method:	8260C	Analysis Batch:	480-145143	Instrument ID:	HP5973P
Prep Method:	5030C	Prep Batch:	N/A	Lab File ID:	P2750.D
Dilution:	2.0			Initial Weight/Volume:	5 mL
Analysis Date:	10/16/2013 0435			Final Weight/Volume:	5 mL
Prep Date:	10/16/2013 0435				

Analyte	Result (ug/L)	Qualifier	MDL	RL
Trichloroethene	200		0.92	2.0
Trichlorofluoromethane	ND		1.8	2.0
Vinyl chloride	5.9		1.8	2.0
Xylenes, Total	ND		1.3	2.0

Surrogate	%Rec	Qualifier	Acceptance Limits
1,2-Dichloroethane-d4 (Surr)	113		66 - 137
4-Bromofluorobenzene (Surr)	98		73 - 120
Toluene-d8 (Surr)	93		71 - 126

Client: ARCADIS U.S. Inc

Job Number: 480-47308-1

Client Sample ID: **PZ-6**

Lab Sample ID: 480-47308-13

Client Matrix: Water

Date Sampled: 10/02/2013 1640

Date Received: 10/05/2013 0130

8260C Volatile Organic Compounds by GC/MS

Analysis Method:	8260C	Analysis Batch:	480-145143	Instrument ID:	HP5973P
Prep Method:	5030C	Prep Batch:	N/A	Lab File ID:	P2751.D
Dilution:	1.0			Initial Weight/Volume:	5 mL
Analysis Date:	10/16/2013 0500			Final Weight/Volume:	5 mL
Prep Date:	10/16/2013 0500				

Analyte	Result (ug/L)	Qualifier	MDL	RL
1,1,1-Trichloroethane	ND		0.82	1.0
1,1,2,2-Tetrachloroethane	ND		0.21	1.0
1,1,2-Trichloro-1,2,2-trifluoroethane	ND		0.31	1.0
1,1,2-Trichloroethane	ND		0.23	1.0
1,1-Dichloroethane	ND		0.38	1.0
1,1-Dichloroethene	ND		0.29	1.0
1,2,4-Trichlorobenzene	ND		0.41	1.0
1,2-Dibromo-3-Chloropropane	ND		0.39	1.0
1,2-Dibromoethane	ND		0.73	1.0
1,2-Dichlorobenzene	ND		0.79	1.0
1,2-Dichloroethane	ND		0.21	1.0
1,2-Dichloropropane	ND		0.72	1.0
1,3-Dichlorobenzene	ND		0.78	1.0
1,4-Dichlorobenzene	ND		0.84	1.0
2-Butanone (MEK)	ND		1.3	10
2-Hexanone	ND		1.2	5.0
4-Methyl-2-pentanone (MIBK)	ND		2.1	5.0
Acetone	ND		3.0	10
Benzene	ND		0.41	1.0
Bromodichloromethane	ND		0.39	1.0
Bromoform	ND		0.26	1.0
Bromomethane	ND		0.69	1.0
Carbon disulfide	ND		0.19	1.0
Carbon tetrachloride	ND		0.27	1.0
Chlorobenzene	ND		0.75	1.0
Chloroethane	ND		0.32	1.0
Chloroform	ND		0.34	1.0
Chloromethane	ND		0.35	1.0
cis-1,2-Dichloroethene	17		0.81	1.0
cis-1,3-Dichloropropene	ND		0.36	1.0
Cyclohexane	ND		0.18	1.0
Dibromochloromethane	ND		0.32	1.0
Dichlorodifluoromethane	ND		0.68	1.0
Ethylbenzene	ND		0.74	1.0
Isopropylbenzene	ND		0.79	1.0
Methyl acetate	ND		0.50	1.0
Methyl tert-butyl ether	ND		0.16	1.0
Methylcyclohexane	ND		0.16	1.0
Methylene Chloride	ND		0.44	1.0
m-Xylene & p-Xylene	ND		0.66	1.0
o-Xylene	ND		0.76	1.0
Styrene	ND		0.73	1.0
Tetrachloroethene	120	E	0.36	1.0
Toluene	ND		0.51	1.0
trans-1,2-Dichloroethene	ND		0.90	1.0
trans-1,3-Dichloropropene	ND		0.37	1.0

Client: ARCADIS U.S. Inc

Job Number: 480-47308-1

Client Sample ID: **PZ-6**

Lab Sample ID: 480-47308-13

Client Matrix: Water

Date Sampled: 10/02/2013 1640

Date Received: 10/05/2013 0130

8260C Volatile Organic Compounds by GC/MS

Analysis Method:	8260C	Analysis Batch:	480-145143	Instrument ID:	HP5973P
Prep Method:	5030C	Prep Batch:	N/A	Lab File ID:	P2751.D
Dilution:	1.0			Initial Weight/Volume:	5 mL
Analysis Date:	10/16/2013 0500			Final Weight/Volume:	5 mL
Prep Date:	10/16/2013 0500				

Analyte	Result (ug/L)	Qualifier	MDL	RL
Trichloroethene	25		0.46	1.0
Trichlorofluoromethane	ND		0.88	1.0
Vinyl chloride	ND		0.90	1.0
Xylenes, Total	ND		0.66	1.0

Surrogate	%Rec	Qualifier	Acceptance Limits
1,2-Dichloroethane-d4 (Surr)	112		66 - 137
4-Bromofluorobenzene (Surr)	98		73 - 120
Toluene-d8 (Surr)	94		71 - 126

Client: ARCADIS U.S. Inc

Job Number: 480-47308-1

Client Sample ID: **PZ-6**

Lab Sample ID: 480-47308-13

Client Matrix: Water

Date Sampled: 10/02/2013 1640

Date Received: 10/05/2013 0130

8260C Volatile Organic Compounds by GC/MS

Analysis Method:	8260C	Analysis Batch:	480-145222	Instrument ID:	HP5973P
Prep Method:	5030C	Prep Batch:	N/A	Lab File ID:	P2765.D
Dilution:	4.0			Initial Weight/Volume:	5 mL
Analysis Date:	10/16/2013 1157	Run Type:	DL	Final Weight/Volume:	5 mL
Prep Date:	10/16/2013 1157				

Analyte	Result (ug/L)	Qualifier	MDL	RL
1,1,1-Trichloroethane	ND		3.3	4.0
1,1,2,2-Tetrachloroethane	ND		0.84	4.0
1,1,2-Trichloro-1,2,2-trifluoroethane	ND		1.2	4.0
1,1,2-Trichloroethane	ND		0.92	4.0
1,1-Dichloroethane	ND		1.5	4.0
1,1-Dichloroethene	ND		1.2	4.0
1,2,4-Trichlorobenzene	ND		1.6	4.0
1,2-Dibromo-3-Chloropropane	ND		1.6	4.0
1,2-Dibromoethane	ND		2.9	4.0
1,2-Dichlorobenzene	ND		3.2	4.0
1,2-Dichloroethane	ND		0.84	4.0
1,2-Dichloropropane	ND		2.9	4.0
1,3-Dichlorobenzene	ND		3.1	4.0
1,4-Dichlorobenzene	ND		3.4	4.0
2-Butanone (MEK)	ND		5.3	40
2-Hexanone	ND		5.0	20
4-Methyl-2-pentanone (MIBK)	ND		8.4	20
Acetone	ND		12	40
Benzene	ND		1.6	4.0
Bromodichloromethane	ND		1.6	4.0
Bromoform	ND		1.0	4.0
Bromomethane	ND		2.8	4.0
Carbon disulfide	ND		0.76	4.0
Carbon tetrachloride	ND		1.1	4.0
Chlorobenzene	ND		3.0	4.0
Chloroethane	ND		1.3	4.0
Chloroform	ND		1.4	4.0
Chloromethane	ND		1.4	4.0
cis-1,2-Dichloroethene	16		3.2	4.0
cis-1,3-Dichloropropene	ND		1.4	4.0
Cyclohexane	ND		0.72	4.0
Dibromochloromethane	ND		1.3	4.0
Dichlorodifluoromethane	ND		2.7	4.0
Ethylbenzene	ND		3.0	4.0
Isopropylbenzene	ND		3.2	4.0
Methyl acetate	ND		2.0	4.0
Methyl tert-butyl ether	ND		0.64	4.0
Methylcyclohexane	ND		0.64	4.0
Methylene Chloride	ND		1.8	4.0
m-Xylene & p-Xylene	ND		2.6	4.0
o-Xylene	ND		3.0	4.0
Styrene	ND		2.9	4.0
Tetrachloroethene	100		1.4	4.0
Toluene	ND		2.0	4.0
trans-1,2-Dichloroethene	ND		3.6	4.0
trans-1,3-Dichloropropene	ND		1.5	4.0

Client: ARCADIS U.S. Inc

Job Number: 480-47308-1

Client Sample ID: **PZ-6**

Lab Sample ID: 480-47308-13

Client Matrix: Water

Date Sampled: 10/02/2013 1640

Date Received: 10/05/2013 0130

8260C Volatile Organic Compounds by GC/MS

Analysis Method:	8260C	Analysis Batch:	480-145222	Instrument ID:	HP5973P
Prep Method:	5030C	Prep Batch:	N/A	Lab File ID:	P2765.D
Dilution:	4.0			Initial Weight/Volume:	5 mL
Analysis Date:	10/16/2013 1157	Run Type:	DL	Final Weight/Volume:	5 mL
Prep Date:	10/16/2013 1157				

Analyte	Result (ug/L)	Qualifier	MDL	RL
Trichloroethene	21		1.8	4.0
Trichlorofluoromethane	ND		3.5	4.0
Vinyl chloride	ND		3.6	4.0
Xylenes, Total	ND		2.6	4.0

Surrogate	%Rec	Qualifier	Acceptance Limits
1,2-Dichloroethane-d4 (Surr)	112		66 - 137
4-Bromofluorobenzene (Surr)	91		73 - 120
Toluene-d8 (Surr)	94		71 - 126

Client: ARCADIS U.S. Inc

Job Number: 480-47308-1

Client Sample ID: **PZ-7**

Lab Sample ID: 480-47308-14

Client Matrix: Water

Date Sampled: 10/02/2013 1705

Date Received: 10/05/2013 0130

8260C Volatile Organic Compounds by GC/MS

Analysis Method:	8260C	Analysis Batch:	480-145143	Instrument ID:	HP5973P
Prep Method:	5030C	Prep Batch:	N/A	Lab File ID:	P2752.D
Dilution:	1.0			Initial Weight/Volume:	5 mL
Analysis Date:	10/16/2013 0525			Final Weight/Volume:	5 mL
Prep Date:	10/16/2013 0525				

Analyte	Result (ug/L)	Qualifier	MDL	RL
1,1,1-Trichloroethane	ND		0.82	1.0
1,1,2,2-Tetrachloroethane	ND		0.21	1.0
1,1,2-Trichloro-1,2,2-trifluoroethane	ND		0.31	1.0
1,1,2-Trichloroethane	ND		0.23	1.0
1,1-Dichloroethane	0.45	J	0.38	1.0
1,1-Dichloroethene	ND		0.29	1.0
1,2,4-Trichlorobenzene	ND		0.41	1.0
1,2-Dibromo-3-Chloropropane	ND		0.39	1.0
1,2-Dibromoethane	ND		0.73	1.0
1,2-Dichlorobenzene	ND		0.79	1.0
1,2-Dichloroethane	ND		0.21	1.0
1,2-Dichloropropane	ND		0.72	1.0
1,3-Dichlorobenzene	ND		0.78	1.0
1,4-Dichlorobenzene	ND		0.84	1.0
2-Butanone (MEK)	ND		1.3	10
2-Hexanone	ND		1.2	5.0
4-Methyl-2-pentanone (MIBK)	ND		2.1	5.0
Acetone	ND		3.0	10
Benzene	ND		0.41	1.0
Bromodichloromethane	ND		0.39	1.0
Bromoform	ND		0.26	1.0
Bromomethane	ND		0.69	1.0
Carbon disulfide	ND		0.19	1.0
Carbon tetrachloride	ND		0.27	1.0
Chlorobenzene	ND		0.75	1.0
Chloroethane	ND		0.32	1.0
Chloroform	ND		0.34	1.0
Chloromethane	ND		0.35	1.0
cis-1,2-Dichloroethene	ND		0.81	1.0
cis-1,3-Dichloropropene	ND		0.36	1.0
Cyclohexane	ND		0.18	1.0
Dibromochloromethane	ND		0.32	1.0
Dichlorodifluoromethane	ND		0.68	1.0
Ethylbenzene	ND		0.74	1.0
Isopropylbenzene	ND		0.79	1.0
Methyl acetate	ND		0.50	1.0
Methyl tert-butyl ether	ND		0.16	1.0
Methylcyclohexane	ND		0.16	1.0
Methylene Chloride	ND		0.44	1.0
m-Xylene & p-Xylene	ND		0.66	1.0
o-Xylene	ND		0.76	1.0
Styrene	ND		0.73	1.0
Tetrachloroethene	ND		0.36	1.0
Toluene	ND		0.51	1.0
trans-1,2-Dichloroethene	ND		0.90	1.0
trans-1,3-Dichloropropene	ND		0.37	1.0

Client: ARCADIS U.S. Inc

Job Number: 480-47308-1

Client Sample ID: **PZ-7**

Lab Sample ID: 480-47308-14

Client Matrix: Water

Date Sampled: 10/02/2013 1705

Date Received: 10/05/2013 0130

8260C Volatile Organic Compounds by GC/MS

Analysis Method:	8260C	Analysis Batch:	480-145143	Instrument ID:	HP5973P
Prep Method:	5030C	Prep Batch:	N/A	Lab File ID:	P2752.D
Dilution:	1.0			Initial Weight/Volume:	5 mL
Analysis Date:	10/16/2013 0525			Final Weight/Volume:	5 mL
Prep Date:	10/16/2013 0525				

Analyte	Result (ug/L)	Qualifier	MDL	RL
Trichloroethene	ND		0.46	1.0
Trichlorofluoromethane	ND		0.88	1.0
Vinyl chloride	ND		0.90	1.0
Xylenes, Total	ND		0.66	1.0

Surrogate	%Rec	Qualifier	Acceptance Limits
1,2-Dichloroethane-d4 (Surr)	111		66 - 137
4-Bromofluorobenzene (Surr)	98		73 - 120
Toluene-d8 (Surr)	95		71 - 126

Client: ARCADIS U.S. Inc

Job Number: 480-47308-1

Client Sample ID: **PZ-11R**

Lab Sample ID: 480-47308-15

Client Matrix: Water

Date Sampled: 10/04/2013 1050

Date Received: 10/05/2013 0130

8260C Volatile Organic Compounds by GC/MS

Analysis Method:	8260C	Analysis Batch:	480-145143	Instrument ID:	HP5973P
Prep Method:	5030C	Prep Batch:	N/A	Lab File ID:	P2753.D
Dilution:	1.0			Initial Weight/Volume:	5 mL
Analysis Date:	10/16/2013 0549			Final Weight/Volume:	5 mL
Prep Date:	10/16/2013 0549				

Analyte	Result (ug/L)	Qualifier	MDL	RL
1,1,1-Trichloroethane	ND		0.82	1.0
1,1,2,2-Tetrachloroethane	ND		0.21	1.0
1,1,2-Trichloro-1,2,2-trifluoroethane	ND		0.31	1.0
1,1,2-Trichloroethane	ND		0.23	1.0
1,1-Dichloroethane	ND		0.38	1.0
1,1-Dichloroethene	ND		0.29	1.0
1,2,4-Trichlorobenzene	ND		0.41	1.0
1,2-Dibromo-3-Chloropropane	ND		0.39	1.0
1,2-Dibromoethane	ND		0.73	1.0
1,2-Dichlorobenzene	ND		0.79	1.0
1,2-Dichloroethane	ND		0.21	1.0
1,2-Dichloropropane	ND		0.72	1.0
1,3-Dichlorobenzene	ND		0.78	1.0
1,4-Dichlorobenzene	ND		0.84	1.0
2-Butanone (MEK)	ND		1.3	10
2-Hexanone	ND		1.2	5.0
4-Methyl-2-pentanone (MIBK)	ND		2.1	5.0
Acetone	17		3.0	10
Benzene	ND		0.41	1.0
Bromodichloromethane	ND		0.39	1.0
Bromoform	ND		0.26	1.0
Bromomethane	ND		0.69	1.0
Carbon disulfide	ND		0.19	1.0
Carbon tetrachloride	ND		0.27	1.0
Chlorobenzene	ND		0.75	1.0
Chloroethane	ND		0.32	1.0
Chloroform	ND		0.34	1.0
Chloromethane	ND		0.35	1.0
cis-1,2-Dichloroethene	1.8		0.81	1.0
cis-1,3-Dichloropropene	ND		0.36	1.0
Cyclohexane	ND		0.18	1.0
Dibromochloromethane	ND		0.32	1.0
Dichlorodifluoromethane	ND		0.68	1.0
Ethylbenzene	ND		0.74	1.0
Isopropylbenzene	ND		0.79	1.0
Methyl acetate	ND		0.50	1.0
Methyl tert-butyl ether	ND		0.16	1.0
Methylcyclohexane	ND		0.16	1.0
Methylene Chloride	ND		0.44	1.0
m-Xylene & p-Xylene	ND		0.66	1.0
o-Xylene	ND		0.76	1.0
Styrene	ND		0.73	1.0
Tetrachloroethene	1.4		0.36	1.0
Toluene	ND		0.51	1.0
trans-1,2-Dichloroethene	ND		0.90	1.0
trans-1,3-Dichloropropene	ND		0.37	1.0

Client: ARCADIS U.S. Inc

Job Number: 480-47308-1

Client Sample ID: **PZ-11R**

Lab Sample ID: 480-47308-15

Client Matrix: Water

Date Sampled: 10/04/2013 1050

Date Received: 10/05/2013 0130

8260C Volatile Organic Compounds by GC/MS

Analysis Method:	8260C	Analysis Batch:	480-145143	Instrument ID:	HP5973P
Prep Method:	5030C	Prep Batch:	N/A	Lab File ID:	P2753.D
Dilution:	1.0			Initial Weight/Volume:	5 mL
Analysis Date:	10/16/2013 0549			Final Weight/Volume:	5 mL
Prep Date:	10/16/2013 0549				

Analyte	Result (ug/L)	Qualifier	MDL	RL
Trichloroethene	4.7		0.46	1.0
Trichlorofluoromethane	ND		0.88	1.0
Vinyl chloride	ND		0.90	1.0
Xylenes, Total	ND		0.66	1.0

Surrogate	%Rec	Qualifier	Acceptance Limits
1,2-Dichloroethane-d4 (Surr)	113		66 - 137
4-Bromofluorobenzene (Surr)	99		73 - 120
Toluene-d8 (Surr)	93		71 - 126

Client: ARCADIS U.S. Inc

Job Number: 480-47308-1

Client Sample ID: **PZ-13R**

Lab Sample ID: 480-47308-16

Client Matrix: Water

Date Sampled: 10/03/2013 1220

Date Received: 10/05/2013 0130

8260C Volatile Organic Compounds by GC/MS

Analysis Method:	8260C	Analysis Batch:	480-145143	Instrument ID:	HP5973P
Prep Method:	5030C	Prep Batch:	N/A	Lab File ID:	P2754.D
Dilution:	1.0			Initial Weight/Volume:	5 mL
Analysis Date:	10/16/2013 0614			Final Weight/Volume:	5 mL
Prep Date:	10/16/2013 0614				

Analyte	Result (ug/L)	Qualifier	MDL	RL
1,1,1-Trichloroethane	ND		0.82	1.0
1,1,2,2-Tetrachloroethane	ND		0.21	1.0
1,1,2-Trichloro-1,2,2-trifluoroethane	ND		0.31	1.0
1,1,2-Trichloroethane	ND		0.23	1.0
1,1-Dichloroethane	ND		0.38	1.0
1,1-Dichloroethene	ND		0.29	1.0
1,2,4-Trichlorobenzene	ND		0.41	1.0
1,2-Dibromo-3-Chloropropane	ND		0.39	1.0
1,2-Dibromoethane	ND		0.73	1.0
1,2-Dichlorobenzene	ND		0.79	1.0
1,2-Dichloroethane	ND		0.21	1.0
1,2-Dichloropropane	ND		0.72	1.0
1,3-Dichlorobenzene	ND		0.78	1.0
1,4-Dichlorobenzene	ND		0.84	1.0
2-Butanone (MEK)	ND		1.3	10
2-Hexanone	ND		1.2	5.0
4-Methyl-2-pentanone (MIBK)	ND		2.1	5.0
Acetone	ND		3.0	10
Benzene	ND		0.41	1.0
Bromodichloromethane	ND		0.39	1.0
Bromoform	ND		0.26	1.0
Bromomethane	ND		0.69	1.0
Carbon disulfide	ND		0.19	1.0
Carbon tetrachloride	ND		0.27	1.0
Chlorobenzene	ND		0.75	1.0
Chloroethane	ND		0.32	1.0
Chloroform	ND		0.34	1.0
Chloromethane	ND		0.35	1.0
cis-1,2-Dichloroethene	1.7		0.81	1.0
cis-1,3-Dichloropropene	ND		0.36	1.0
Cyclohexane	ND		0.18	1.0
Dibromochloromethane	ND		0.32	1.0
Dichlorodifluoromethane	ND		0.68	1.0
Ethylbenzene	ND		0.74	1.0
Isopropylbenzene	ND		0.79	1.0
Methyl acetate	ND		0.50	1.0
Methyl tert-butyl ether	ND		0.16	1.0
Methylcyclohexane	ND		0.16	1.0
Methylene Chloride	ND		0.44	1.0
m-Xylene & p-Xylene	ND		0.66	1.0
o-Xylene	ND		0.76	1.0
Styrene	ND		0.73	1.0
Tetrachloroethene	0.59	J	0.36	1.0
Toluene	ND		0.51	1.0
trans-1,2-Dichloroethene	ND		0.90	1.0
trans-1,3-Dichloropropene	ND		0.37	1.0

Client: ARCADIS U.S. Inc

Job Number: 480-47308-1

Client Sample ID: **PZ-13R**

Lab Sample ID: 480-47308-16

Client Matrix: Water

Date Sampled: 10/03/2013 1220

Date Received: 10/05/2013 0130

8260C Volatile Organic Compounds by GC/MS

Analysis Method:	8260C	Analysis Batch:	480-145143	Instrument ID:	HP5973P
Prep Method:	5030C	Prep Batch:	N/A	Lab File ID:	P2754.D
Dilution:	1.0			Initial Weight/Volume:	5 mL
Analysis Date:	10/16/2013 0614			Final Weight/Volume:	5 mL
Prep Date:	10/16/2013 0614				

Analyte	Result (ug/L)	Qualifier	MDL	RL
Trichloroethene	4.2		0.46	1.0
Trichlorofluoromethane	ND		0.88	1.0
Vinyl chloride	ND		0.90	1.0
Xylenes, Total	ND		0.66	1.0

Surrogate	%Rec	Qualifier	Acceptance Limits
1,2-Dichloroethane-d4 (Surr)	109		66 - 137
4-Bromofluorobenzene (Surr)	95		73 - 120
Toluene-d8 (Surr)	93		71 - 126

Client: ARCADIS U.S. Inc

Job Number: 480-47308-1

Client Sample ID: **PZ-18**

Lab Sample ID: 480-47308-17

Client Matrix: Water

Date Sampled: 10/04/2013 1105

Date Received: 10/05/2013 0130

8260C Volatile Organic Compounds by GC/MS

Analysis Method:	8260C	Analysis Batch:	480-145143	Instrument ID:	HP5973P
Prep Method:	5030C	Prep Batch:	N/A	Lab File ID:	P2755.D
Dilution:	1.0			Initial Weight/Volume:	5 mL
Analysis Date:	10/16/2013 0638			Final Weight/Volume:	5 mL
Prep Date:	10/16/2013 0638				

Analyte	Result (ug/L)	Qualifier	MDL	RL
1,1,1-Trichloroethane	ND		0.82	1.0
1,1,2,2-Tetrachloroethane	ND		0.21	1.0
1,1,2-Trichloro-1,2,2-trifluoroethane	ND		0.31	1.0
1,1,2-Trichloroethane	ND		0.23	1.0
1,1-Dichloroethane	ND		0.38	1.0
1,1-Dichloroethene	ND		0.29	1.0
1,2,4-Trichlorobenzene	ND		0.41	1.0
1,2-Dibromo-3-Chloropropane	ND		0.39	1.0
1,2-Dibromoethane	ND		0.73	1.0
1,2-Dichlorobenzene	ND		0.79	1.0
1,2-Dichloroethane	ND		0.21	1.0
1,2-Dichloropropane	ND		0.72	1.0
1,3-Dichlorobenzene	ND		0.78	1.0
1,4-Dichlorobenzene	ND		0.84	1.0
2-Butanone (MEK)	ND		1.3	10
2-Hexanone	ND		1.2	5.0
4-Methyl-2-pentanone (MIBK)	ND		2.1	5.0
Acetone	ND		3.0	10
Benzene	ND		0.41	1.0
Bromodichloromethane	ND		0.39	1.0
Bromoform	ND		0.26	1.0
Bromomethane	ND		0.69	1.0
Carbon disulfide	ND		0.19	1.0
Carbon tetrachloride	ND		0.27	1.0
Chlorobenzene	ND		0.75	1.0
Chloroethane	ND		0.32	1.0
Chloroform	ND		0.34	1.0
Chloromethane	ND		0.35	1.0
cis-1,2-Dichloroethene	ND		0.81	1.0
cis-1,3-Dichloropropene	ND		0.36	1.0
Cyclohexane	ND		0.18	1.0
Dibromochloromethane	ND		0.32	1.0
Dichlorodifluoromethane	ND		0.68	1.0
Ethylbenzene	ND		0.74	1.0
Isopropylbenzene	ND		0.79	1.0
Methyl acetate	ND		0.50	1.0
Methyl tert-butyl ether	ND		0.16	1.0
Methylcyclohexane	ND		0.16	1.0
Methylene Chloride	ND		0.44	1.0
m-Xylene & p-Xylene	ND		0.66	1.0
o-Xylene	ND		0.76	1.0
Styrene	ND		0.73	1.0
Tetrachloroethene	ND		0.36	1.0
Toluene	ND		0.51	1.0
trans-1,2-Dichloroethene	ND		0.90	1.0
trans-1,3-Dichloropropene	ND		0.37	1.0

Client: ARCADIS U.S. Inc

Job Number: 480-47308-1

Client Sample ID: **PZ-18**

Lab Sample ID: 480-47308-17

Client Matrix: Water

Date Sampled: 10/04/2013 1105

Date Received: 10/05/2013 0130

8260C Volatile Organic Compounds by GC/MS

Analysis Method:	8260C	Analysis Batch:	480-145143	Instrument ID:	HP5973P
Prep Method:	5030C	Prep Batch:	N/A	Lab File ID:	P2755.D
Dilution:	1.0			Initial Weight/Volume:	5 mL
Analysis Date:	10/16/2013 0638			Final Weight/Volume:	5 mL
Prep Date:	10/16/2013 0638				

Analyte	Result (ug/L)	Qualifier	MDL	RL
Trichloroethene	ND		0.46	1.0
Trichlorofluoromethane	ND		0.88	1.0
Vinyl chloride	ND		0.90	1.0
Xylenes, Total	ND		0.66	1.0

Surrogate	%Rec	Qualifier	Acceptance Limits
1,2-Dichloroethane-d4 (Surr)	113		66 - 137
4-Bromofluorobenzene (Surr)	98		73 - 120
Toluene-d8 (Surr)	95		71 - 126

Client: ARCADIS U.S. Inc

Job Number: 480-47308-1

Client Sample ID: **A1-PZ-2**

Lab Sample ID: 480-47308-19

Client Matrix: Water

Date Sampled: 10/04/2013 1350

Date Received: 10/05/2013 0130

8260C Volatile Organic Compounds by GC/MS

Analysis Method:	8260C	Analysis Batch:	480-145143	Instrument ID:	HP5973P
Prep Method:	5030C	Prep Batch:	N/A	Lab File ID:	P2756.D
Dilution:	1.0			Initial Weight/Volume:	5 mL
Analysis Date:	10/16/2013 0703			Final Weight/Volume:	5 mL
Prep Date:	10/16/2013 0703				

Analyte	Result (ug/L)	Qualifier	MDL	RL
1,1,1-Trichloroethane	ND		0.82	1.0
1,1,2,2-Tetrachloroethane	ND		0.21	1.0
1,1,2-Trichloro-1,2,2-trifluoroethane	ND		0.31	1.0
1,1,2-Trichloroethane	ND		0.23	1.0
1,1-Dichloroethane	ND		0.38	1.0
1,1-Dichloroethene	ND		0.29	1.0
1,2,4-Trichlorobenzene	ND		0.41	1.0
1,2-Dibromo-3-Chloropropane	ND		0.39	1.0
1,2-Dibromoethane	ND		0.73	1.0
1,2-Dichlorobenzene	ND		0.79	1.0
1,2-Dichloroethane	ND		0.21	1.0
1,2-Dichloropropane	ND		0.72	1.0
1,3-Dichlorobenzene	ND		0.78	1.0
1,4-Dichlorobenzene	ND		0.84	1.0
2-Butanone (MEK)	ND		1.3	10
2-Hexanone	ND		1.2	5.0
4-Methyl-2-pentanone (MIBK)	ND		2.1	5.0
Acetone	ND		3.0	10
Benzene	ND		0.41	1.0
Bromodichloromethane	ND		0.39	1.0
Bromoform	ND		0.26	1.0
Bromomethane	ND		0.69	1.0
Carbon disulfide	ND		0.19	1.0
Carbon tetrachloride	ND		0.27	1.0
Chlorobenzene	ND		0.75	1.0
Chloroethane	ND		0.32	1.0
Chloroform	ND		0.34	1.0
Chloromethane	ND		0.35	1.0
cis-1,2-Dichloroethene	1.1		0.81	1.0
cis-1,3-Dichloropropene	ND		0.36	1.0
Cyclohexane	ND		0.18	1.0
Dibromochloromethane	ND		0.32	1.0
Dichlorodifluoromethane	ND		0.68	1.0
Ethylbenzene	ND		0.74	1.0
Isopropylbenzene	ND		0.79	1.0
Methyl acetate	ND		0.50	1.0
Methyl tert-butyl ether	ND		0.16	1.0
Methylcyclohexane	ND		0.16	1.0
Methylene Chloride	ND		0.44	1.0
m-Xylene & p-Xylene	ND		0.66	1.0
o-Xylene	ND		0.76	1.0
Styrene	ND		0.73	1.0
Tetrachloroethene	ND		0.36	1.0
Toluene	ND		0.51	1.0
trans-1,2-Dichloroethene	ND		0.90	1.0
trans-1,3-Dichloropropene	ND		0.37	1.0

Client: ARCADIS U.S. Inc

Job Number: 480-47308-1

Client Sample ID: **A1-PZ-2**

Lab Sample ID: 480-47308-19

Client Matrix: Water

Date Sampled: 10/04/2013 1350

Date Received: 10/05/2013 0130

8260C Volatile Organic Compounds by GC/MS

Analysis Method:	8260C	Analysis Batch:	480-145143	Instrument ID:	HP5973P
Prep Method:	5030C	Prep Batch:	N/A	Lab File ID:	P2756.D
Dilution:	1.0			Initial Weight/Volume:	5 mL
Analysis Date:	10/16/2013 0703			Final Weight/Volume:	5 mL
Prep Date:	10/16/2013 0703				

Analyte	Result (ug/L)	Qualifier	MDL	RL
Trichloroethene	ND		0.46	1.0
Trichlorofluoromethane	ND		0.88	1.0
Vinyl chloride	ND		0.90	1.0
Xylenes, Total	ND		0.66	1.0

Surrogate	%Rec	Qualifier	Acceptance Limits
1,2-Dichloroethane-d4 (Surr)	112		66 - 137
4-Bromofluorobenzene (Surr)	96		73 - 120
Toluene-d8 (Surr)	92		71 - 126

Client: ARCADIS U.S. Inc

Job Number: 480-47308-1

Client Sample ID: **A2-PZ-1**

Lab Sample ID: 480-47308-20

Client Matrix: Water

Date Sampled: 10/04/2013 1221

Date Received: 10/05/2013 0130

8260C Volatile Organic Compounds by GC/MS

Analysis Method:	8260C	Analysis Batch:	480-145143	Instrument ID:	HP5973P
Prep Method:	5030C	Prep Batch:	N/A	Lab File ID:	P2757.D
Dilution:	250			Initial Weight/Volume:	5 mL
Analysis Date:	10/16/2013 0728			Final Weight/Volume:	5 mL
Prep Date:	10/16/2013 0728				

Analyte	Result (ug/L)	Qualifier	MDL	RL
1,1,1-Trichloroethane	ND		210	250
1,1,2,2-Tetrachloroethane	ND		53	250
1,1,2-Trichloro-1,2,2-trifluoroethane	550		78	250
1,1,2-Trichloroethane	ND		58	250
1,1-Dichloroethane	1200		95	250
1,1-Dichloroethene	ND		73	250
1,2,4-Trichlorobenzene	ND		100	250
1,2-Dibromo-3-Chloropropane	ND		98	250
1,2-Dibromoethane	ND		180	250
1,2-Dichlorobenzene	ND		200	250
1,2-Dichloroethane	ND		53	250
1,2-Dichloropropane	ND		180	250
1,3-Dichlorobenzene	ND		200	250
1,4-Dichlorobenzene	ND		210	250
2-Butanone (MEK)	ND		330	2500
2-Hexanone	ND		310	1300
4-Methyl-2-pentanone (MIBK)	ND		530	1300
Acetone	ND		750	2500
Benzene	ND		100	250
Bromodichloromethane	ND		98	250
Bromoform	ND		65	250
Bromomethane	ND		170	250
Carbon disulfide	ND		48	250
Carbon tetrachloride	ND		68	250
Chlorobenzene	ND		190	250
Chloroethane	ND		80	250
Chloroform	ND		85	250
Chloromethane	ND		88	250
cis-1,2-Dichloroethene	24000		200	250
cis-1,3-Dichloropropene	ND		90	250
Cyclohexane	ND		45	250
Dibromochloromethane	ND		80	250
Dichlorodifluoromethane	560		170	250
Ethylbenzene	ND		190	250
Isopropylbenzene	ND		200	250
Methyl acetate	ND		130	250
Methyl tert-butyl ether	ND		40	250
Methylcyclohexane	ND		40	250
Methylene Chloride	ND		110	250
m-Xylene & p-Xylene	ND		170	250
o-Xylene	ND		190	250
Styrene	ND		180	250
Tetrachloroethene	ND		90	250
Toluene	ND		130	250
trans-1,2-Dichloroethene	ND		230	250
trans-1,3-Dichloropropene	ND		93	250

Client: ARCADIS U.S. Inc

Job Number: 480-47308-1

Client Sample ID: **A2-PZ-1**

Lab Sample ID: 480-47308-20

Client Matrix: Water

Date Sampled: 10/04/2013 1221

Date Received: 10/05/2013 0130

8260C Volatile Organic Compounds by GC/MS

Analysis Method:	8260C	Analysis Batch:	480-145143	Instrument ID:	HP5973P
Prep Method:	5030C	Prep Batch:	N/A	Lab File ID:	P2757.D
Dilution:	250			Initial Weight/Volume:	5 mL
Analysis Date:	10/16/2013 0728			Final Weight/Volume:	5 mL
Prep Date:	10/16/2013 0728				

Analyte	Result (ug/L)	Qualifier	MDL	RL
Trichloroethene	1300		120	250
Trichlorofluoromethane	ND		220	250
Vinyl chloride	1300		230	250
Xylenes, Total	ND		170	250

Surrogate	%Rec	Qualifier	Acceptance Limits
1,2-Dichloroethane-d4 (Surr)	115		66 - 137
4-Bromofluorobenzene (Surr)	98		73 - 120
Toluene-d8 (Surr)	95		71 - 126

Client: ARCADIS U.S. Inc

Job Number: 480-47308-1

Client Sample ID: **A2-PZ-2**

Lab Sample ID: 480-47308-21

Client Matrix: Water

Date Sampled: 10/04/2013 1155

Date Received: 10/05/2013 0130

8260C Volatile Organic Compounds by GC/MS

Analysis Method:	8260C	Analysis Batch:	480-145436	Instrument ID:	HP5973P
Prep Method:	5030C	Prep Batch:	N/A	Lab File ID:	P2788.D
Dilution:	10			Initial Weight/Volume:	5 mL
Analysis Date:	10/16/2013 2319			Final Weight/Volume:	5 mL
Prep Date:	10/16/2013 2319				

Analyte	Result (ug/L)	Qualifier	MDL	RL
1,1,1-Trichloroethane	ND		8.2	10
1,1,2,2-Tetrachloroethane	ND		2.1	10
1,1,2-Trichloro-1,2,2-trifluoroethane	ND		3.1	10
1,1,2-Trichloroethane	ND		2.3	10
1,1-Dichloroethane	3.9	J	3.8	10
1,1-Dichloroethene	ND		2.9	10
1,2,4-Trichlorobenzene	ND		4.1	10
1,2-Dibromo-3-Chloropropane	ND		3.9	10
1,2-Dibromoethane	ND		7.3	10
1,2-Dichlorobenzene	ND		7.9	10
1,2-Dichloroethane	ND		2.1	10
1,2-Dichloropropane	ND		7.2	10
1,3-Dichlorobenzene	ND		7.8	10
1,4-Dichlorobenzene	ND		8.4	10
2-Butanone (MEK)	ND		13	100
2-Hexanone	ND		12	50
4-Methyl-2-pentanone (MIBK)	ND		21	50
Acetone	ND		30	100
Benzene	ND		4.1	10
Bromodichloromethane	ND		3.9	10
Bromoform	ND		2.6	10
Bromomethane	ND		6.9	10
Carbon disulfide	ND		1.9	10
Carbon tetrachloride	ND		2.7	10
Chlorobenzene	ND		7.5	10
Chloroethane	ND		3.2	10
Chloroform	ND		3.4	10
Chloromethane	ND		3.5	10
cis-1,2-Dichloroethene	95		8.1	10
cis-1,3-Dichloropropene	ND		3.6	10
Cyclohexane	ND		1.8	10
Dibromochloromethane	ND		3.2	10
Dichlorodifluoromethane	ND	*	6.8	10
Ethylbenzene	ND		7.4	10
Isopropylbenzene	ND		7.9	10
Methyl acetate	ND		5.0	10
Methyl tert-butyl ether	ND		1.6	10
Methylcyclohexane	ND		1.6	10
Methylene Chloride	ND		4.4	10
m-Xylene & p-Xylene	ND		6.6	10
o-Xylene	ND		7.6	10
Styrene	ND		7.3	10
Tetrachloroethene	520		3.6	10
Toluene	ND		5.1	10
trans-1,2-Dichloroethene	ND		9.0	10
trans-1,3-Dichloropropene	ND		3.7	10

Client: ARCADIS U.S. Inc

Job Number: 480-47308-1

Client Sample ID: **A2-PZ-2**

Lab Sample ID: 480-47308-21

Client Matrix: Water

Date Sampled: 10/04/2013 1155

Date Received: 10/05/2013 0130

8260C Volatile Organic Compounds by GC/MS

Analysis Method:	8260C	Analysis Batch:	480-145436	Instrument ID:	HP5973P
Prep Method:	5030C	Prep Batch:	N/A	Lab File ID:	P2788.D
Dilution:	10			Initial Weight/Volume:	5 mL
Analysis Date:	10/16/2013 2319			Final Weight/Volume:	5 mL
Prep Date:	10/16/2013 2319				

Analyte	Result (ug/L)	Qualifier	MDL	RL
Trichloroethene	260		4.6	10
Trichlorofluoromethane	ND		8.8	10
Vinyl chloride	ND		9.0	10
Xylenes, Total	ND		6.6	10

Surrogate	%Rec	Qualifier	Acceptance Limits
1,2-Dichloroethane-d4 (Surr)	109		66 - 137
4-Bromofluorobenzene (Surr)	95		73 - 120
Toluene-d8 (Surr)	95		71 - 126

Client: ARCADIS U.S. Inc

Job Number: 480-47308-1

Client Sample ID: **TRIP BLANK**

Lab Sample ID: 480-47308-22TB

Client Matrix: Water

Date Sampled: 10/04/2013 0000

Date Received: 10/05/2013 0130

8260C Volatile Organic Compounds by GC/MS

Analysis Method:	8260C	Analysis Batch:	480-145222	Instrument ID:	HP5973P
Prep Method:	5030C	Prep Batch:	N/A	Lab File ID:	P2767.D
Dilution:	1.0			Initial Weight/Volume:	5 mL
Analysis Date:	10/16/2013 1246			Final Weight/Volume:	5 mL
Prep Date:	10/16/2013 1246				

Analyte	Result (ug/L)	Qualifier	MDL	RL
1,1,1-Trichloroethane	ND		0.82	1.0
1,1,2,2-Tetrachloroethane	ND		0.21	1.0
1,1,2-Trichloro-1,2,2-trifluoroethane	ND		0.31	1.0
1,1,2-Trichloroethane	ND		0.23	1.0
1,1-Dichloroethane	ND		0.38	1.0
1,1-Dichloroethene	ND		0.29	1.0
1,2,4-Trichlorobenzene	ND		0.41	1.0
1,2-Dibromo-3-Chloropropane	ND		0.39	1.0
1,2-Dibromoethane	ND		0.73	1.0
1,2-Dichlorobenzene	ND		0.79	1.0
1,2-Dichloroethane	ND		0.21	1.0
1,2-Dichloropropane	ND		0.72	1.0
1,3-Dichlorobenzene	ND		0.78	1.0
1,4-Dichlorobenzene	ND		0.84	1.0
2-Butanone (MEK)	ND		1.3	10
2-Hexanone	ND		1.2	5.0
4-Methyl-2-pentanone (MIBK)	ND		2.1	5.0
Acetone	ND		3.0	10
Benzene	ND		0.41	1.0
Bromodichloromethane	ND		0.39	1.0
Bromoform	ND		0.26	1.0
Bromomethane	ND		0.69	1.0
Carbon disulfide	ND		0.19	1.0
Carbon tetrachloride	ND		0.27	1.0
Chlorobenzene	ND		0.75	1.0
Chloroethane	ND		0.32	1.0
Chloroform	ND		0.34	1.0
Chloromethane	ND		0.35	1.0
cis-1,2-Dichloroethene	ND		0.81	1.0
cis-1,3-Dichloropropene	ND		0.36	1.0
Cyclohexane	ND		0.18	1.0
Dibromochloromethane	ND		0.32	1.0
Dichlorodifluoromethane	ND		0.68	1.0
Ethylbenzene	ND		0.74	1.0
Isopropylbenzene	ND		0.79	1.0
Methyl acetate	ND		0.50	1.0
Methyl tert-butyl ether	ND		0.16	1.0
Methylcyclohexane	ND		0.16	1.0
Methylene Chloride	ND		0.44	1.0
m-Xylene & p-Xylene	ND		0.66	1.0
o-Xylene	ND		0.76	1.0
Styrene	ND		0.73	1.0
Tetrachloroethene	ND		0.36	1.0
Toluene	ND		0.51	1.0
trans-1,2-Dichloroethene	ND		0.90	1.0
trans-1,3-Dichloropropene	ND		0.37	1.0

Client: ARCADIS U.S. Inc

Job Number: 480-47308-1

Client Sample ID: **TRIP BLANK**

Lab Sample ID: 480-47308-22TB

Client Matrix: Water

Date Sampled: 10/04/2013 0000

Date Received: 10/05/2013 0130

8260C Volatile Organic Compounds by GC/MS

Analysis Method:	8260C	Analysis Batch:	480-145222	Instrument ID:	HP5973P
Prep Method:	5030C	Prep Batch:	N/A	Lab File ID:	P2767.D
Dilution:	1.0			Initial Weight/Volume:	5 mL
Analysis Date:	10/16/2013 1246			Final Weight/Volume:	5 mL
Prep Date:	10/16/2013 1246				

Analyte	Result (ug/L)	Qualifier	MDL	RL
Trichloroethene	ND		0.46	1.0
Trichlorofluoromethane	ND		0.88	1.0
Vinyl chloride	ND		0.90	1.0
Xylenes, Total	ND		0.66	1.0

Surrogate	%Rec	Qualifier	Acceptance Limits
1,2-Dichloroethane-d4 (Surr)	117		66 - 137
4-Bromofluorobenzene (Surr)	91		73 - 120
Toluene-d8 (Surr)	93		71 - 126

Client: ARCADIS U.S. Inc

Job Number: 480-47308-1

Client Sample ID: **DUP-100313**

Lab Sample ID: 480-47308-23FD

Client Matrix: Water

Date Sampled: 10/03/2013 0000

Date Received: 10/05/2013 0130

8260C Volatile Organic Compounds by GC/MS

Analysis Method:	8260C	Analysis Batch:	480-145436	Instrument ID:	HP5973P
Prep Method:	5030C	Prep Batch:	N/A	Lab File ID:	P2789.D
Dilution:	1.0			Initial Weight/Volume:	5 mL
Analysis Date:	10/16/2013 2343			Final Weight/Volume:	5 mL
Prep Date:	10/16/2013 2343				

Analyte	Result (ug/L)	Qualifier	MDL	RL
1,1,1-Trichloroethane	ND		0.82	1.0
1,1,2,2-Tetrachloroethane	ND		0.21	1.0
1,1,2-Trichloro-1,2,2-trifluoroethane	ND		0.31	1.0
1,1,2-Trichloroethane	ND		0.23	1.0
1,1-Dichloroethane	3.0		0.38	1.0
1,1-Dichloroethene	ND		0.29	1.0
1,2,4-Trichlorobenzene	ND		0.41	1.0
1,2-Dibromo-3-Chloropropane	ND		0.39	1.0
1,2-Dibromoethane	ND		0.73	1.0
1,2-Dichlorobenzene	ND		0.79	1.0
1,2-Dichloroethane	ND		0.21	1.0
1,2-Dichloropropane	ND		0.72	1.0
1,3-Dichlorobenzene	ND		0.78	1.0
1,4-Dichlorobenzene	ND		0.84	1.0
2-Butanone (MEK)	ND		1.3	10
2-Hexanone	ND		1.2	5.0
4-Methyl-2-pentanone (MIBK)	ND		2.1	5.0
Acetone	ND		3.0	10
Benzene	ND		0.41	1.0
Bromodichloromethane	ND		0.39	1.0
Bromoform	ND		0.26	1.0
Bromomethane	ND		0.69	1.0
Carbon disulfide	ND		0.19	1.0
Carbon tetrachloride	ND		0.27	1.0
Chlorobenzene	ND		0.75	1.0
Chloroethane	ND		0.32	1.0
Chloroform	ND		0.34	1.0
Chloromethane	ND		0.35	1.0
cis-1,2-Dichloroethene	34		0.81	1.0
cis-1,3-Dichloropropene	ND		0.36	1.0
Cyclohexane	ND		0.18	1.0
Dibromochloromethane	ND		0.32	1.0
Dichlorodifluoromethane	ND	*	0.68	1.0
Ethylbenzene	ND		0.74	1.0
Isopropylbenzene	ND		0.79	1.0
Methyl acetate	ND		0.50	1.0
Methyl tert-butyl ether	ND		0.16	1.0
Methylcyclohexane	ND		0.16	1.0
Methylene Chloride	ND		0.44	1.0
m-Xylene & p-Xylene	ND		0.66	1.0
o-Xylene	ND		0.76	1.0
Styrene	ND		0.73	1.0
Tetrachloroethene	ND		0.36	1.0
Toluene	ND		0.51	1.0
trans-1,2-Dichloroethene	2.4		0.90	1.0
trans-1,3-Dichloropropene	ND		0.37	1.0

Client: ARCADIS U.S. Inc

Job Number: 480-47308-1

Client Sample ID: **DUP-100313**

Lab Sample ID: 480-47308-23FD

Client Matrix: Water

Date Sampled: 10/03/2013 0000

Date Received: 10/05/2013 0130

8260C Volatile Organic Compounds by GC/MS

Analysis Method:	8260C	Analysis Batch:	480-145436	Instrument ID:	HP5973P
Prep Method:	5030C	Prep Batch:	N/A	Lab File ID:	P2789.D
Dilution:	1.0			Initial Weight/Volume:	5 mL
Analysis Date:	10/16/2013 2343			Final Weight/Volume:	5 mL
Prep Date:	10/16/2013 2343				

Analyte	Result (ug/L)	Qualifier	MDL	RL
Trichloroethene	0.79	J	0.46	1.0
Trichlorofluoromethane	ND		0.88	1.0
Vinyl chloride	20		0.90	1.0
Xylenes, Total	ND		0.66	1.0

Surrogate	%Rec	Qualifier	Acceptance Limits
1,2-Dichloroethane-d4 (Surr)	111		66 - 137
4-Bromofluorobenzene (Surr)	96		73 - 120
Toluene-d8 (Surr)	96		71 - 126

Client: ARCADIS U.S. Inc

Job Number: 480-47308-1

Client Sample ID: **DUP-2-100313**

Lab Sample ID: 480-47308-24

Client Matrix: Water

Date Sampled: 10/03/2013 0000

Date Received: 10/05/2013 0130

8260C Volatile Organic Compounds by GC/MS

Analysis Method:	8260C	Analysis Batch:	480-145436	Instrument ID:	HP5973P
Prep Method:	5030C	Prep Batch:	N/A	Lab File ID:	P2790.D
Dilution:	1.0			Initial Weight/Volume:	5 mL
Analysis Date:	10/17/2013 0008			Final Weight/Volume:	5 mL
Prep Date:	10/17/2013 0008				

Analyte	Result (ug/L)	Qualifier	MDL	RL
1,1,1-Trichloroethane	ND		0.82	1.0
1,1,2,2-Tetrachloroethane	ND		0.21	1.0
1,1,2-Trichloro-1,2,2-trifluoroethane	ND		0.31	1.0
1,1,2-Trichloroethane	ND		0.23	1.0
1,1-Dichloroethane	4.4		0.38	1.0
1,1-Dichloroethene	ND		0.29	1.0
1,2,4-Trichlorobenzene	ND		0.41	1.0
1,2-Dibromo-3-Chloropropane	ND		0.39	1.0
1,2-Dibromoethane	ND		0.73	1.0
1,2-Dichlorobenzene	ND		0.79	1.0
1,2-Dichloroethane	ND		0.21	1.0
1,2-Dichloropropane	ND		0.72	1.0
1,3-Dichlorobenzene	ND		0.78	1.0
1,4-Dichlorobenzene	ND		0.84	1.0
2-Butanone (MEK)	ND		1.3	10
2-Hexanone	ND		1.2	5.0
4-Methyl-2-pentanone (MIBK)	ND		2.1	5.0
Acetone	ND		3.0	10
Benzene	ND		0.41	1.0
Bromodichloromethane	ND		0.39	1.0
Bromoform	ND		0.26	1.0
Bromomethane	ND		0.69	1.0
Carbon disulfide	ND		0.19	1.0
Carbon tetrachloride	ND		0.27	1.0
Chlorobenzene	ND		0.75	1.0
Chloroethane	ND		0.32	1.0
Chloroform	ND		0.34	1.0
Chloromethane	ND		0.35	1.0
cis-1,2-Dichloroethene	29		0.81	1.0
cis-1,3-Dichloropropene	ND		0.36	1.0
Cyclohexane	ND		0.18	1.0
Dibromochloromethane	ND		0.32	1.0
Dichlorodifluoromethane	ND	*	0.68	1.0
Ethylbenzene	ND		0.74	1.0
Isopropylbenzene	ND		0.79	1.0
Methyl acetate	ND		0.50	1.0
Methyl tert-butyl ether	ND		0.16	1.0
Methylcyclohexane	ND		0.16	1.0
Methylene Chloride	ND		0.44	1.0
m-Xylene & p-Xylene	ND		0.66	1.0
o-Xylene	ND		0.76	1.0
Styrene	ND		0.73	1.0
Tetrachloroethene	9.5		0.36	1.0
Toluene	ND		0.51	1.0
trans-1,2-Dichloroethene	ND		0.90	1.0
trans-1,3-Dichloropropene	ND		0.37	1.0

Client: ARCADIS U.S. Inc

Job Number: 480-47308-1

Client Sample ID: **DUP-2-100313**

Lab Sample ID: 480-47308-24

Client Matrix: Water

Date Sampled: 10/03/2013 0000

Date Received: 10/05/2013 0130

8260C Volatile Organic Compounds by GC/MS

Analysis Method:	8260C	Analysis Batch:	480-145436	Instrument ID:	HP5973P
Prep Method:	5030C	Prep Batch:	N/A	Lab File ID:	P2790.D
Dilution:	1.0			Initial Weight/Volume:	5 mL
Analysis Date:	10/17/2013 0008			Final Weight/Volume:	5 mL
Prep Date:	10/17/2013 0008				

Analyte	Result (ug/L)	Qualifier	MDL	RL
Trichloroethene	12		0.46	1.0
Trichlorofluoromethane	ND		0.88	1.0
Vinyl chloride	5.4		0.90	1.0
Xylenes, Total	ND		0.66	1.0

Surrogate	%Rec	Qualifier	Acceptance Limits
1,2-Dichloroethane-d4 (Surr)	112		66 - 137
4-Bromofluorobenzene (Surr)	94		73 - 120
Toluene-d8 (Surr)	95		71 - 126

Client: ARCADIS U.S. Inc

Job Number: 480-47308-1

Client Sample ID: **PZ-26**

Lab Sample ID: 480-47616-1

Client Matrix: Water

Date Sampled: 10/07/2013 1115

Date Received: 10/10/2013 0140

8260C Volatile Organic Compounds by GC/MS

Analysis Method:	8260C	Analysis Batch:	480-145571	Instrument ID:	HP5973C
Prep Method:	5030C	Prep Batch:	N/A	Lab File ID:	C33213.D
Dilution:	1.0			Initial Weight/Volume:	5 mL
Analysis Date:	10/17/2013 1657			Final Weight/Volume:	5 mL
Prep Date:	10/17/2013 1657				

Analyte	Result (ug/L)	Qualifier	MDL	RL
1,1,1-Trichloroethane	ND		0.82	1.0
1,1,2,2-Tetrachloroethane	ND		0.21	1.0
1,1,2-Trichloro-1,2,2-trifluoroethane	ND		0.31	1.0
1,1,2-Trichloroethane	ND		0.23	1.0
1,1-Dichloroethane	ND		0.38	1.0
1,1-Dichloroethene	ND		0.29	1.0
1,2,4-Trichlorobenzene	ND		0.41	1.0
1,2-Dibromo-3-Chloropropane	ND		0.39	1.0
1,2-Dibromoethane	ND		0.73	1.0
1,2-Dichlorobenzene	ND		0.79	1.0
1,2-Dichloroethane	ND		0.21	1.0
1,2-Dichloropropane	ND		0.72	1.0
1,3-Dichlorobenzene	ND		0.78	1.0
1,4-Dichlorobenzene	ND		0.84	1.0
2-Butanone (MEK)	ND	*	1.3	10
2-Hexanone	ND		1.2	5.0
4-Methyl-2-pentanone (MIBK)	ND		2.1	5.0
Acetone	ND		3.0	10
Benzene	ND		0.41	1.0
Bromodichloromethane	ND		0.39	1.0
Bromoform	ND		0.26	1.0
Bromomethane	ND		0.69	1.0
Carbon disulfide	ND		0.19	1.0
Carbon tetrachloride	ND		0.27	1.0
Chlorobenzene	ND		0.75	1.0
Chloroethane	ND		0.32	1.0
Chloroform	ND		0.34	1.0
Chloromethane	ND		0.35	1.0
cis-1,2-Dichloroethene	ND		0.81	1.0
cis-1,3-Dichloropropene	ND		0.36	1.0
Cyclohexane	ND		0.18	1.0
Dibromochloromethane	ND		0.32	1.0
Dichlorodifluoromethane	ND	*	0.68	1.0
Ethylbenzene	ND		0.74	1.0
Isopropylbenzene	ND		0.79	1.0
Methyl acetate	ND		0.50	1.0
Methyl tert-butyl ether	ND		0.16	1.0
Methylcyclohexane	ND		0.16	1.0
Methylene Chloride	ND		0.44	1.0
m-Xylene & p-Xylene	ND		0.66	1.0
o-Xylene	ND		0.76	1.0
Styrene	ND		0.73	1.0
Tetrachloroethene	ND		0.36	1.0
Toluene	ND		0.51	1.0
trans-1,2-Dichloroethene	ND		0.90	1.0
trans-1,3-Dichloropropene	ND		0.37	1.0

Client: ARCADIS U.S. Inc

Job Number: 480-47308-1

Client Sample ID: **PZ-26**

Lab Sample ID: 480-47616-1

Client Matrix: Water

Date Sampled: 10/07/2013 1115

Date Received: 10/10/2013 0140

8260C Volatile Organic Compounds by GC/MS

Analysis Method:	8260C	Analysis Batch:	480-145571	Instrument ID:	HP5973C
Prep Method:	5030C	Prep Batch:	N/A	Lab File ID:	C33213.D
Dilution:	1.0			Initial Weight/Volume:	5 mL
Analysis Date:	10/17/2013 1657			Final Weight/Volume:	5 mL
Prep Date:	10/17/2013 1657				

Analyte	Result (ug/L)	Qualifier	MDL	RL
Trichloroethene	ND		0.46	1.0
Trichlorofluoromethane	ND		0.88	1.0
Vinyl chloride	ND		0.90	1.0
Xylenes, Total	ND		0.66	1.0

Surrogate	%Rec	Qualifier	Acceptance Limits
1,2-Dichloroethane-d4 (Surr)	115		66 - 137
4-Bromofluorobenzene (Surr)	104		73 - 120
Toluene-d8 (Surr)	102		71 - 126

Client: ARCADIS U.S. Inc

Job Number: 480-47308-1

Client Sample ID: **TRIP BLANK**

Lab Sample ID: 480-47616-2TB

Client Matrix: Water

Date Sampled: 10/07/2013 0000

Date Received: 10/10/2013 0140

8260C Volatile Organic Compounds by GC/MS

Analysis Method:	8260C	Analysis Batch:	480-145571	Instrument ID:	HP5973C
Prep Method:	5030C	Prep Batch:	N/A	Lab File ID:	C33214.D
Dilution:	1.0			Initial Weight/Volume:	5 mL
Analysis Date:	10/17/2013 1722			Final Weight/Volume:	5 mL
Prep Date:	10/17/2013 1722				

Analyte	Result (ug/L)	Qualifier	MDL	RL
1,1,1-Trichloroethane	ND		0.82	1.0
1,1,2,2-Tetrachloroethane	ND		0.21	1.0
1,1,2-Trichloro-1,2,2-trifluoroethane	ND		0.31	1.0
1,1,2-Trichloroethane	ND		0.23	1.0
1,1-Dichloroethane	ND		0.38	1.0
1,1-Dichloroethene	ND		0.29	1.0
1,2,4-Trichlorobenzene	ND		0.41	1.0
1,2-Dibromo-3-Chloropropane	ND		0.39	1.0
1,2-Dibromoethane	ND		0.73	1.0
1,2-Dichlorobenzene	ND		0.79	1.0
1,2-Dichloroethane	ND		0.21	1.0
1,2-Dichloropropane	ND		0.72	1.0
1,3-Dichlorobenzene	ND		0.78	1.0
1,4-Dichlorobenzene	ND		0.84	1.0
2-Butanone (MEK)	ND	*	1.3	10
2-Hexanone	ND		1.2	5.0
4-Methyl-2-pentanone (MIBK)	ND		2.1	5.0
Acetone	ND		3.0	10
Benzene	ND		0.41	1.0
Bromodichloromethane	ND		0.39	1.0
Bromoform	ND		0.26	1.0
Bromomethane	ND		0.69	1.0
Carbon disulfide	ND		0.19	1.0
Carbon tetrachloride	ND		0.27	1.0
Chlorobenzene	ND		0.75	1.0
Chloroethane	ND		0.32	1.0
Chloroform	ND		0.34	1.0
Chloromethane	ND		0.35	1.0
cis-1,2-Dichloroethene	ND		0.81	1.0
cis-1,3-Dichloropropene	ND		0.36	1.0
Cyclohexane	ND		0.18	1.0
Dibromochloromethane	ND		0.32	1.0
Dichlorodifluoromethane	ND	*	0.68	1.0
Ethylbenzene	ND		0.74	1.0
Isopropylbenzene	ND		0.79	1.0
Methyl acetate	ND		0.50	1.0
Methyl tert-butyl ether	ND		0.16	1.0
Methylcyclohexane	ND		0.16	1.0
Methylene Chloride	ND		0.44	1.0
m-Xylene & p-Xylene	ND		0.66	1.0
o-Xylene	ND		0.76	1.0
Styrene	ND		0.73	1.0
Tetrachloroethene	ND		0.36	1.0
Toluene	ND		0.51	1.0
trans-1,2-Dichloroethene	ND		0.90	1.0
trans-1,3-Dichloropropene	ND		0.37	1.0

Client: ARCADIS U.S. Inc

Job Number: 480-47308-1

Client Sample ID: **TRIP BLANK**

Lab Sample ID: 480-47616-2TB

Client Matrix: Water

Date Sampled: 10/07/2013 0000

Date Received: 10/10/2013 0140

8260C Volatile Organic Compounds by GC/MS

Analysis Method:	8260C	Analysis Batch:	480-145571	Instrument ID:	HP5973C
Prep Method:	5030C	Prep Batch:	N/A	Lab File ID:	C33214.D
Dilution:	1.0			Initial Weight/Volume:	5 mL
Analysis Date:	10/17/2013 1722			Final Weight/Volume:	5 mL
Prep Date:	10/17/2013 1722				

Analyte	Result (ug/L)	Qualifier	MDL	RL
Trichloroethene	ND		0.46	1.0
Trichlorofluoromethane	ND		0.88	1.0
Vinyl chloride	ND		0.90	1.0
Xylenes, Total	ND		0.66	1.0

Surrogate	%Rec	Qualifier	Acceptance Limits
1,2-Dichloroethane-d4 (Surr)	111		66 - 137
4-Bromofluorobenzene (Surr)	102		73 - 120
Toluene-d8 (Surr)	102		71 - 126

Client: ARCADIS U.S. Inc

Job Number: 480-47308-1

Surrogate Recovery Report

8260C Volatile Organic Compounds by GC/MS

Client Matrix: Water

Lab Sample ID	Client Sample ID	DCA %Rec	TOL %Rec	BFB %Rec
480-47308-1	MW-1	99	96	101
480-47308-2	MW-2	97	96	104
480-47308-3	MW-3	97	96	103
480-47308-4	MW-4	102	95	102
480-47308-5	MW-5	104	96	102
480-47308-6	MW-10	104	94	99
480-47308-7	MW-14BR	106	97	101
480-47308-8	MW-18	107	95	96
480-47308-9	MW-19	110	94	100
480-47308-10	MW-20	110	96	96
480-47308-11	MW-21	111	93	97
480-47308-12	PZ-5	113	93	98
480-47308-13	PZ-6	112	94	98
480-47308-13 DL	PZ-6 DL	112	94	91
480-47308-14	PZ-7	111	95	98
480-47308-15	PZ-11R	113	93	99
480-47308-16	PZ-13R	109	93	95
480-47308-17	PZ-18	113	95	98
480-47308-19	A1-PZ-2	112	92	96
480-47308-20	A2-PZ-1	115	95	98
480-47308-21	A2-PZ-2	109	95	95
480-47308-22	TRIP BLANK	117	93	91
480-47308-23	DUP-100313	111	96	96
480-47308-24	DUP-2-100313	112	95	94
480-47616-1	PZ-26	115	102	104
480-47616-2	TRIP BLANK	111	102	102
MB 480-145143/5		99	98	104
MB 480-145222/5		105	97	95
MB 480-145436/5		102	97	97

Surrogate	Acceptance Limits
DCA = 1,2-Dichloroethane-d4 (Surr)	66-137
TOL = Toluene-d8 (Surr)	71-126
BFB = 4-Bromofluorobenzene (Surr)	73-120

Client: ARCADIS U.S. Inc

Job Number: 480-47308-1

Surrogate Recovery Report

8260C Volatile Organic Compounds by GC/MS

Client Matrix: Water

Lab Sample ID	Client Sample ID	DCA %Rec	TOL %Rec	BFB %Rec
MB 480-145571/6		116	105	104
LCS 480-145143/4		94	99	110
LCS 480-145222/4		101	94	100
LCS 480-145436/4		100	96	101
LCS 480-145571/4		113	104	104
LCSD 480-145571/7		114	102	102
480-47308-1 MS	MW-1 MS	100	95	108
480-47308-1 MSD	MW-1 MSD	96	95	108

Surrogate	Acceptance Limits
DCA = 1,2-Dichloroethane-d4 (Surr)	66-137
TOL = Toluene-d8 (Surr)	71-126
BFB = 4-Bromofluorobenzene (Surr)	73-120

Client: ARCADIS U.S. Inc

Job Number: 480-47308-1

Method Blank - Batch: 480-145143

Method: 8260C
Preparation: 5030C

Lab Sample ID:	MB 480-145143/5	Analysis Batch:	480-145143	Instrument ID:	HP5973P
Client Matrix:	Water	Prep Batch:	N/A	Lab File ID:	P2736.D
Dilution:	1.0	Leach Batch:	N/A	Initial Weight/Volume:	5 mL
Analysis Date:	10/15/2013 2232	Units:	ug/L	Final Weight/Volume:	5 mL
Prep Date:	10/15/2013 2232				
Leach Date:	N/A				

Analyte	Result	Qual	MDL	RL
1,1,1-Trichloroethane	ND		0.82	1.0
1,1,2,2-Tetrachloroethane	ND		0.21	1.0
1,1,2-Trichloro-1,2,2-trifluoroethane	ND		0.31	1.0
1,1,2-Trichloroethane	ND		0.23	1.0
1,1-Dichloroethane	ND		0.38	1.0
1,1-Dichloroethene	ND		0.29	1.0
1,2,4-Trichlorobenzene	ND		0.41	1.0
1,2-Dibromo-3-Chloropropane	ND		0.39	1.0
1,2-Dibromoethane	ND		0.73	1.0
1,2-Dichlorobenzene	ND		0.79	1.0
1,2-Dichloroethane	ND		0.21	1.0
1,2-Dichloropropane	ND		0.72	1.0
1,3-Dichlorobenzene	ND		0.78	1.0
1,4-Dichlorobenzene	ND		0.84	1.0
2-Butanone (MEK)	ND		1.3	10
2-Hexanone	ND		1.2	5.0
4-Methyl-2-pentanone (MIBK)	ND		2.1	5.0
Acetone	ND		3.0	10
Benzene	ND		0.41	1.0
Bromodichloromethane	ND		0.39	1.0
Bromoform	ND		0.26	1.0
Bromomethane	ND		0.69	1.0
Carbon disulfide	ND		0.19	1.0
Carbon tetrachloride	ND		0.27	1.0
Chlorobenzene	ND		0.75	1.0
Chloroethane	ND		0.32	1.0
Chloroform	ND		0.34	1.0
Chloromethane	ND		0.35	1.0
cis-1,2-Dichloroethene	ND		0.81	1.0
cis-1,3-Dichloropropene	ND		0.36	1.0
Cyclohexane	ND		0.18	1.0
Dibromochloromethane	ND		0.32	1.0
Dichlorodifluoromethane	ND		0.68	1.0
Ethylbenzene	ND		0.74	1.0
Isopropylbenzene	ND		0.79	1.0
Methyl acetate	ND		0.50	1.0
Methyl tert-butyl ether	ND		0.16	1.0
Methylcyclohexane	ND		0.16	1.0
Methylene Chloride	ND		0.44	1.0
m-Xylene & p-Xylene	ND		0.66	1.0
o-Xylene	ND		0.76	1.0
Styrene	ND		0.73	1.0
Tetrachloroethene	ND		0.36	1.0
Toluene	ND		0.51	1.0
trans-1,2-Dichloroethene	ND		0.90	1.0

Client: ARCADIS U.S. Inc

Job Number: 480-47308-1

Method Blank - Batch: 480-145143

Method: 8260C
Preparation: 5030C

Lab Sample ID:	MB 480-145143/5	Analysis Batch:	480-145143	Instrument ID:	HP5973P
Client Matrix:	Water	Prep Batch:	N/A	Lab File ID:	P2736.D
Dilution:	1.0	Leach Batch:	N/A	Initial Weight/Volume:	5 mL
Analysis Date:	10/15/2013 2232	Units:	ug/L	Final Weight/Volume:	5 mL
Prep Date:	10/15/2013 2232				
Leach Date:	N/A				

Analyte	Result	Qual	MDL	RL
trans-1,3-Dichloropropene	ND		0.37	1.0
Trichloroethene	ND		0.46	1.0
Trichlorofluoromethane	ND		0.88	1.0
Vinyl chloride	ND		0.90	1.0
Xylenes, Total	ND		0.66	1.0

Surrogate	% Rec	Acceptance Limits
1,2-Dichloroethane-d4 (Surr)	99	66 - 137
4-Bromofluorobenzene (Surr)	104	73 - 120
Toluene-d8 (Surr)	98	71 - 126

Client: ARCADIS U.S. Inc

Job Number: 480-47308-1

Lab Control Sample - Batch: 480-145143

Method: 8260C
Preparation: 5030C

Lab Sample ID:	LCS 480-145143/4	Analysis Batch:	480-145143	Instrument ID:	HP5973P
Client Matrix:	Water	Prep Batch:	N/A	Lab File ID:	P2735.D
Dilution:	1.0	Leach Batch:	N/A	Initial Weight/Volume:	5 mL
Analysis Date:	10/15/2013 2208	Units:	ug/L	Final Weight/Volume:	5 mL
Prep Date:	10/15/2013 2208				
Leach Date:	N/A				

Analyte	Spike Amount	Result	% Rec.	Limit	Qual
1,1,1-Trichloroethane	25.0	27.6	110	73 - 126	
1,1,2,2-Tetrachloroethane	25.0	21.8	87	70 - 126	
1,1,2-Trichloro-1,2,2-trifluoroethane	25.0	19.8	79	52 - 148	
1,1,2-Trichloroethane	25.0	25.1	100	76 - 122	
1,1-Dichloroethane	25.0	25.3	101	71 - 129	
1,1-Dichloroethene	25.0	28.0	112	58 - 121	
1,2,4-Trichlorobenzene	25.0	26.6	106	70 - 122	
1,2-Dibromo-3-Chloropropane	25.0	21.9	88	56 - 134	
1,2-Dibromoethane	25.0	26.1	104	77 - 120	
1,2-Dichlorobenzene	25.0	24.3	97	80 - 124	
1,2-Dichloroethane	25.0	25.2	101	75 - 127	
1,2-Dichloropropane	25.0	24.8	99	76 - 120	
1,3-Dichlorobenzene	25.0	24.5	98	77 - 120	
1,4-Dichlorobenzene	25.0	24.2	97	75 - 120	
2-Butanone (MEK)	125	111	89	57 - 140	
2-Hexanone	125	116	93	65 - 127	
4-Methyl-2-pentanone (MIBK)	125	113	90	71 - 125	
Acetone	125	106	84	56 - 142	
Benzene	25.0	25.3	101	71 - 124	
Bromodichloromethane	25.0	26.7	107	80 - 122	
Bromoform	25.0	24.3	97	66 - 128	
Bromomethane	25.0	28.2	113	55 - 144	
Carbon disulfide	25.0	18.6	74	59 - 134	
Carbon tetrachloride	25.0	28.8	115	72 - 134	
Chlorobenzene	25.0	26.2	105	72 - 120	
Chloroethane	25.0	28.2	113	69 - 136	
Chloroform	25.0	25.7	103	73 - 127	
Chloromethane	25.0	29.2	117	68 - 124	
cis-1,2-Dichloroethene	25.0	26.8	107	74 - 124	
cis-1,3-Dichloropropene	25.0	26.7	107	74 - 124	
Cyclohexane	25.0	21.2	85	65 - 126	
Dibromochloromethane	25.0	27.5	110	75 - 125	
Dichlorodifluoromethane	25.0	33.5	134	59 - 135	
Ethylbenzene	25.0	27.0	108	77 - 123	
Isopropylbenzene	25.0	25.9	104	77 - 122	
Methyl acetate	25.0	22.3	89	60 - 140	
Methyl tert-butyl ether	25.0	23.7	95	64 - 127	
Methylcyclohexane	25.0	22.6	90	60 - 140	
Methylene Chloride	25.0	25.1	100	57 - 132	
m-Xylene & p-Xylene	50.0	54.6	109	76 - 122	
o-Xylene	25.0	28.1	113	76 - 122	
Styrene	25.0	28.1	112	70 - 130	
Tetrachloroethene	25.0	28.1	112	74 - 122	
Toluene	25.0	26.1	104	80 - 122	
trans-1,2-Dichloroethene	25.0	27.1	108	73 - 127	
trans-1,3-Dichloropropene	25.0	26.3	105	72 - 123	

Client: ARCADIS U.S. Inc

Job Number: 480-47308-1

Lab Control Sample - Batch: 480-145143

Method: 8260C
Preparation: 5030C

Lab Sample ID:	LCS 480-145143/4	Analysis Batch:	480-145143	Instrument ID:	HP5973P
Client Matrix:	Water	Prep Batch:	N/A	Lab File ID:	P2735.D
Dilution:	1.0	Leach Batch:	N/A	Initial Weight/Volume:	5 mL
Analysis Date:	10/15/2013 2208	Units:	ug/L	Final Weight/Volume:	5 mL
Prep Date:	10/15/2013 2208				
Leach Date:	N/A				

Analyte	Spike Amount	Result	% Rec.	Limit	Qual
Trichloroethene	25.0	27.2	109	74 - 123	
Trichlorofluoromethane	25.0	28.2	113	62 - 152	
Vinyl chloride	25.0	29.3	117	65 - 133	
Xylenes, Total	75.0	82.7	110	76 - 122	

Surrogate	% Rec	Acceptance Limits
1,2-Dichloroethane-d4 (Surr)	94	66 - 137
4-Bromofluorobenzene (Surr)	110	73 - 120
Toluene-d8 (Surr)	99	71 - 126

Client: ARCADIS U.S. Inc

Job Number: 480-47308-1

Matrix Spike/
Matrix Spike Duplicate Recovery Report - Batch: 480-145143

Method: 8260C
Preparation: 5030C

MS Lab Sample ID:	480-47308-1	Analysis Batch:	480-145143	Instrument ID:	HP5973P
Client Matrix:	Water	Prep Batch:	N/A	Lab File ID:	P2738.D
Dilution:	1.0	Leach Batch:	N/A	Initial Weight/Volume:	5 mL
Analysis Date:	10/15/2013 2340			Final Weight/Volume:	5 mL
Prep Date:	10/15/2013 2340				
Leach Date:	N/A				

MSD Lab Sample ID:	480-47308-1	Analysis Batch:	480-145143	Instrument ID:	HP5973P
Client Matrix:	Water	Prep Batch:	N/A	Lab File ID:	P2739.D
Dilution:	1.0	Leach Batch:	N/A	Initial Weight/Volume:	5 mL
Analysis Date:	10/16/2013 0005			Final Weight/Volume:	5 mL
Prep Date:	10/16/2013 0005				
Leach Date:	N/A				

Analyte	% Rec. MS	% Rec. MSD	Limit	RPD	RPD Limit	MS Qual	MSD Qual
1,1,1-Trichloroethane	131	126	73 - 126	3	15	F	
1,1-Dichloroethane	115	112	71 - 129	2	20		
1,1-Dichloroethene	130	127	58 - 121	3	16	F	F
1,2-Dichlorobenzene	104	105	80 - 124	1	20		
1,3-Dichlorobenzene	104	105	77 - 120	1	20		
1,4-Dichlorobenzene	103	104	75 - 120	1	20		
Benzene	113	112	71 - 124	1	13		
Chlorobenzene	111	111	72 - 120	0	25		
Chloroethane	130	124	69 - 136	5	15		
cis-1,2-Dichloroethene	126	122	74 - 124	2	15	F	
Cyclohexane	92	91	65 - 126	0	20		
Ethylbenzene	116	117	77 - 123	0	15		
Methyl tert-butyl ether	104	102	64 - 127	2	37		
m-Xylene & p-Xylene	117	117	76 - 122	0	16		
o-Xylene	120	121	76 - 122	1	16		
Tetrachloroethene	107	85	74 - 122	5	20	E	E
Toluene	109	110	80 - 122	1	15		
trans-1,2-Dichloroethene	123	122	73 - 127	1	20		
Trichloroethene	125	116	74 - 123	4	16	F	
Vinyl chloride	136	132	65 - 133	3	15	F	
Xylenes, Total	118	119	76 - 122	0	16		

Surrogate	MS % Rec	MSD % Rec	Acceptance Limits
1,2-Dichloroethane-d4 (Surr)	100	96	66 - 137
4-Bromofluorobenzene (Surr)	108	108	73 - 120
Toluene-d8 (Surr)	95	95	71 - 126

Client: ARCADIS U.S. Inc

Job Number: 480-47308-1

Matrix Spike/
Matrix Spike Duplicate Recovery Report - Batch: 480-145143

Method: 8260C
Preparation: 5030C

MS Lab Sample ID:	480-47308-1	Units:	ug/L	MSD Lab Sample ID:	480-47308-1
Client Matrix:	Water			Client Matrix:	Water
Dilution:	1.0			Dilution:	1.0
Analysis Date:	10/15/2013 2340			Analysis Date:	10/16/2013 0005
Prep Date:	10/15/2013 2340			Prep Date:	10/16/2013 0005
Leach Date:	N/A			Leach Date:	N/A

Analyte	Sample Result/Qual	MS Spike Amount	MSD Spike Amount	MS Result/Qual		MSD Result/Qual	
1,1,1-Trichloroethane	ND	25.0	25.0	32.7	F	31.6	
1,1-Dichloroethane	2.1	25.0	25.0	30.7		30.0	
1,1-Dichloroethene	ND	25.0	25.0	32.6	F	31.8	F
1,2-Dichlorobenzene	ND	25.0	25.0	26.0		26.3	
1,3-Dichlorobenzene	ND	25.0	25.0	26.0		26.3	
1,4-Dichlorobenzene	ND	25.0	25.0	25.8		26.0	
Benzene	ND	25.0	25.0	28.4		28.1	
Chlorobenzene	ND	25.0	25.0	27.8		27.9	
Chloroethane	ND	25.0	25.0	32.4		30.9	
cis-1,2-Dichloroethene	19	25.0	25.0	50.1	F	49.2	
Cyclohexane	ND	25.0	25.0	22.9		22.8	
Ethylbenzene	ND	25.0	25.0	29.0		29.1	
Methyl tert-butyl ether	ND	25.0	25.0	26.0		25.5	
m-Xylene & p-Xylene	ND	50.0	50.0	58.7		58.6	
o-Xylene	ND	25.0	25.0	30.0		30.3	
Tetrachloroethene	93	25.0	25.0	120	E	114	E
Toluene	ND	25.0	25.0	27.2		27.6	
trans-1,2-Dichloroethene	ND	25.0	25.0	30.8		30.6	
Trichloroethene	24	25.0	25.0	55.0	F	52.8	
Vinyl chloride	ND	25.0	25.0	34.0	F	33.0	
Xylenes, Total	ND	75.0	75.0	88.7		88.9	

Client: ARCADIS U.S. Inc

Job Number: 480-47308-1

Method Blank - Batch: 480-145222

Method: 8260C
Preparation: 5030C

Lab Sample ID:	MB 480-145222/5	Analysis Batch:	480-145222	Instrument ID:	HP5973P
Client Matrix:	Water	Prep Batch:	N/A	Lab File ID:	P2763.D
Dilution:	1.0	Leach Batch:	N/A	Initial Weight/Volume:	5 mL
Analysis Date:	10/16/2013 1054	Units:	ug/L	Final Weight/Volume:	5 mL
Prep Date:	10/16/2013 1054				
Leach Date:	N/A				

Analyte	Result	Qual	MDL	RL
1,1,1-Trichloroethane	ND		0.82	1.0
1,1,2,2-Tetrachloroethane	ND		0.21	1.0
1,1,2-Trichloro-1,2,2-trifluoroethane	ND		0.31	1.0
1,1,2-Trichloroethane	ND		0.23	1.0
1,1-Dichloroethane	ND		0.38	1.0
1,1-Dichloroethene	ND		0.29	1.0
1,2,4-Trichlorobenzene	ND		0.41	1.0
1,2-Dibromo-3-Chloropropane	ND		0.39	1.0
1,2-Dibromoethane	ND		0.73	1.0
1,2-Dichlorobenzene	ND		0.79	1.0
1,2-Dichloroethane	ND		0.21	1.0
1,2-Dichloropropane	ND		0.72	1.0
1,3-Dichlorobenzene	ND		0.78	1.0
1,4-Dichlorobenzene	ND		0.84	1.0
2-Butanone (MEK)	ND		1.3	10
2-Hexanone	ND		1.2	5.0
4-Methyl-2-pentanone (MIBK)	ND		2.1	5.0
Acetone	ND		3.0	10
Benzene	ND		0.41	1.0
Bromodichloromethane	ND		0.39	1.0
Bromoform	ND		0.26	1.0
Bromomethane	ND		0.69	1.0
Carbon disulfide	ND		0.19	1.0
Carbon tetrachloride	ND		0.27	1.0
Chlorobenzene	ND		0.75	1.0
Chloroethane	ND		0.32	1.0
Chloroform	ND		0.34	1.0
Chloromethane	ND		0.35	1.0
cis-1,2-Dichloroethene	ND		0.81	1.0
cis-1,3-Dichloropropene	ND		0.36	1.0
Cyclohexane	ND		0.18	1.0
Dibromochloromethane	ND		0.32	1.0
Dichlorodifluoromethane	ND		0.68	1.0
Ethylbenzene	ND		0.74	1.0
Isopropylbenzene	ND		0.79	1.0
Methyl acetate	ND		0.50	1.0
Methyl tert-butyl ether	ND		0.16	1.0
Methylcyclohexane	ND		0.16	1.0
Methylene Chloride	ND		0.44	1.0
m-Xylene & p-Xylene	ND		0.66	1.0
o-Xylene	ND		0.76	1.0
Styrene	ND		0.73	1.0
Tetrachloroethene	ND		0.36	1.0
Toluene	ND		0.51	1.0
trans-1,2-Dichloroethene	ND		0.90	1.0

Client: ARCADIS U.S. Inc

Job Number: 480-47308-1

Method Blank - Batch: 480-145222

Method: 8260C
Preparation: 5030C

Lab Sample ID:	MB 480-145222/5	Analysis Batch:	480-145222	Instrument ID:	HP5973P
Client Matrix:	Water	Prep Batch:	N/A	Lab File ID:	P2763.D
Dilution:	1.0	Leach Batch:	N/A	Initial Weight/Volume:	5 mL
Analysis Date:	10/16/2013 1054	Units:	ug/L	Final Weight/Volume:	5 mL
Prep Date:	10/16/2013 1054				
Leach Date:	N/A				

Analyte	Result	Qual	MDL	RL
trans-1,3-Dichloropropene	ND		0.37	1.0
Trichloroethene	ND		0.46	1.0
Trichlorofluoromethane	ND		0.88	1.0
Vinyl chloride	ND		0.90	1.0
Xylenes, Total	ND		0.66	1.0

Surrogate	% Rec	Acceptance Limits
1,2-Dichloroethane-d4 (Surr)	105	66 - 137
4-Bromofluorobenzene (Surr)	95	73 - 120
Toluene-d8 (Surr)	97	71 - 126

Client: ARCADIS U.S. Inc

Job Number: 480-47308-1

Lab Control Sample - Batch: 480-145222

Method: 8260C
Preparation: 5030C

Lab Sample ID:	LCS 480-145222/4	Analysis Batch:	480-145222	Instrument ID:	HP5973P
Client Matrix:	Water	Prep Batch:	N/A	Lab File ID:	P2762.D
Dilution:	1.0	Leach Batch:	N/A	Initial Weight/Volume:	5 mL
Analysis Date:	10/16/2013 1029	Units:	ug/L	Final Weight/Volume:	5 mL
Prep Date:	10/16/2013 1029				
Leach Date:	N/A				

Analyte	Spike Amount	Result	% Rec.	Limit	Qual
1,1,1-Trichloroethane	25.0	26.0	104	73 - 126	
1,1,2,2-Tetrachloroethane	25.0	20.4	82	70 - 126	
1,1,2-Trichloro-1,2,2-trifluoroethane	25.0	23.4	94	52 - 148	
1,1,2-Trichloroethane	25.0	22.8	91	76 - 122	
1,1-Dichloroethane	25.0	24.5	98	71 - 129	
1,1-Dichloroethene	25.0	26.5	106	58 - 121	
1,2,4-Trichlorobenzene	25.0	23.8	95	70 - 122	
1,2-Dibromo-3-Chloropropane	25.0	20.9	84	56 - 134	
1,2-Dibromoethane	25.0	24.1	96	77 - 120	
1,2-Dichlorobenzene	25.0	22.3	89	80 - 124	
1,2-Dichloroethane	25.0	24.7	99	75 - 127	
1,2-Dichloropropane	25.0	23.5	94	76 - 120	
1,3-Dichlorobenzene	25.0	22.0	88	77 - 120	
1,4-Dichlorobenzene	25.0	21.8	87	75 - 120	
2-Butanone (MEK)	125	124	100	57 - 140	
2-Hexanone	125	120	96	65 - 127	
4-Methyl-2-pentanone (MIBK)	125	116	93	71 - 125	
Acetone	125	130	104	56 - 142	
Benzene	25.0	23.9	96	71 - 124	
Bromodichloromethane	25.0	25.2	101	80 - 122	
Bromoform	25.0	22.2	89	66 - 128	
Bromomethane	25.0	27.5	110	55 - 144	
Carbon disulfide	25.0	23.6	94	59 - 134	
Carbon tetrachloride	25.0	26.9	108	72 - 134	
Chlorobenzene	25.0	23.3	93	72 - 120	
Chloroethane	25.0	27.8	111	69 - 136	
Chloroform	25.0	24.8	99	73 - 127	
Chloromethane	25.0	27.8	111	68 - 124	
cis-1,2-Dichloroethene	25.0	25.7	103	74 - 124	
cis-1,3-Dichloropropene	25.0	24.9	99	74 - 124	
Cyclohexane	25.0	23.7	95	65 - 126	
Dibromochloromethane	25.0	25.0	100	75 - 125	
Dichlorodifluoromethane	25.0	32.0	128	59 - 135	
Ethylbenzene	25.0	24.0	96	77 - 123	
Isopropylbenzene	25.0	22.7	91	77 - 122	
Methyl acetate	25.0	24.8	99	60 - 140	
Methyl tert-butyl ether	25.0	26.3	105	64 - 127	
Methylcyclohexane	25.0	24.6	99	60 - 140	
Methylene Chloride	25.0	24.6	98	57 - 132	
m-Xylene & p-Xylene	50.0	48.3	97	76 - 122	
o-Xylene	25.0	24.8	99	76 - 122	
Styrene	25.0	25.1	100	70 - 130	
Tetrachloroethene	25.0	24.2	97	74 - 122	
Toluene	25.0	22.8	91	80 - 122	
trans-1,2-Dichloroethene	25.0	25.8	103	73 - 127	
trans-1,3-Dichloropropene	25.0	24.0	96	72 - 123	

Client: ARCADIS U.S. Inc

Job Number: 480-47308-1

Lab Control Sample - Batch: 480-145222

Method: 8260C
Preparation: 5030C

Lab Sample ID:	LCS 480-145222/4	Analysis Batch:	480-145222	Instrument ID:	HP5973P
Client Matrix:	Water	Prep Batch:	N/A	Lab File ID:	P2762.D
Dilution:	1.0	Leach Batch:	N/A	Initial Weight/Volume:	5 mL
Analysis Date:	10/16/2013 1029	Units:	ug/L	Final Weight/Volume:	5 mL
Prep Date:	10/16/2013 1029				
Leach Date:	N/A				

Analyte	Spike Amount	Result	% Rec.	Limit	Qual
Trichloroethene	25.0	24.7	99	74 - 123	
Trichlorofluoromethane	25.0	26.4	106	62 - 152	
Vinyl chloride	25.0	27.8	111	65 - 133	
Xylenes, Total	75.0	73.1	97	76 - 122	

Surrogate	% Rec	Acceptance Limits
1,2-Dichloroethane-d4 (Surr)	101	66 - 137
4-Bromofluorobenzene (Surr)	100	73 - 120
Toluene-d8 (Surr)	94	71 - 126

Client: ARCADIS U.S. Inc

Job Number: 480-47308-1

Method Blank - Batch: 480-145436

Method: 8260C
Preparation: 5030C

Lab Sample ID:	MB 480-145436/5	Analysis Batch:	480-145436	Instrument ID:	HP5973P
Client Matrix:	Water	Prep Batch:	N/A	Lab File ID:	P2786.D
Dilution:	1.0	Leach Batch:	N/A	Initial Weight/Volume:	5 mL
Analysis Date:	10/16/2013 2201	Units:	ug/L	Final Weight/Volume:	5 mL
Prep Date:	10/16/2013 2201				
Leach Date:	N/A				

Analyte	Result	Qual	MDL	RL
1,1,1-Trichloroethane	ND		0.82	1.0
1,1,2,2-Tetrachloroethane	ND		0.21	1.0
1,1,2-Trichloro-1,2,2-trifluoroethane	ND		0.31	1.0
1,1,2-Trichloroethane	ND		0.23	1.0
1,1-Dichloroethane	ND		0.38	1.0
1,1-Dichloroethene	ND		0.29	1.0
1,2,4-Trichlorobenzene	ND		0.41	1.0
1,2-Dibromo-3-Chloropropane	ND		0.39	1.0
1,2-Dibromoethane	ND		0.73	1.0
1,2-Dichlorobenzene	ND		0.79	1.0
1,2-Dichloroethane	ND		0.21	1.0
1,2-Dichloropropane	ND		0.72	1.0
1,3-Dichlorobenzene	ND		0.78	1.0
1,4-Dichlorobenzene	ND		0.84	1.0
2-Butanone (MEK)	ND		1.3	10
2-Hexanone	ND		1.2	5.0
4-Methyl-2-pentanone (MIBK)	ND		2.1	5.0
Acetone	ND		3.0	10
Benzene	ND		0.41	1.0
Bromodichloromethane	ND		0.39	1.0
Bromoform	ND		0.26	1.0
Bromomethane	ND		0.69	1.0
Carbon disulfide	ND		0.19	1.0
Carbon tetrachloride	ND		0.27	1.0
Chlorobenzene	ND		0.75	1.0
Chloroethane	ND		0.32	1.0
Chloroform	ND		0.34	1.0
Chloromethane	ND		0.35	1.0
cis-1,2-Dichloroethene	ND		0.81	1.0
cis-1,3-Dichloropropene	ND		0.36	1.0
Cyclohexane	ND		0.18	1.0
Dibromochloromethane	ND		0.32	1.0
Dichlorodifluoromethane	ND		0.68	1.0
Ethylbenzene	ND		0.74	1.0
Isopropylbenzene	ND		0.79	1.0
Methyl acetate	ND		0.50	1.0
Methyl tert-butyl ether	ND		0.16	1.0
Methylcyclohexane	ND		0.16	1.0
Methylene Chloride	ND		0.44	1.0
m-Xylene & p-Xylene	ND		0.66	1.0
o-Xylene	ND		0.76	1.0
Styrene	ND		0.73	1.0
Tetrachloroethene	ND		0.36	1.0
Toluene	ND		0.51	1.0
trans-1,2-Dichloroethene	ND		0.90	1.0

Client: ARCADIS U.S. Inc

Job Number: 480-47308-1

Method Blank - Batch: 480-145436

Method: 8260C
Preparation: 5030C

Lab Sample ID:	MB 480-145436/5	Analysis Batch:	480-145436	Instrument ID:	HP5973P
Client Matrix:	Water	Prep Batch:	N/A	Lab File ID:	P2786.D
Dilution:	1.0	Leach Batch:	N/A	Initial Weight/Volume:	5 mL
Analysis Date:	10/16/2013 2201	Units:	ug/L	Final Weight/Volume:	5 mL
Prep Date:	10/16/2013 2201				
Leach Date:	N/A				

Analyte	Result	Qual	MDL	RL
trans-1,3-Dichloropropene	ND		0.37	1.0
Trichloroethene	ND		0.46	1.0
Trichlorofluoromethane	ND		0.88	1.0
Vinyl chloride	ND		0.90	1.0
Xylenes, Total	ND		0.66	1.0

Surrogate	% Rec	Acceptance Limits
1,2-Dichloroethane-d4 (Surr)	102	66 - 137
4-Bromofluorobenzene (Surr)	97	73 - 120
Toluene-d8 (Surr)	97	71 - 126

Client: ARCADIS U.S. Inc

Job Number: 480-47308-1

Lab Control Sample - Batch: 480-145436

Method: 8260C
Preparation: 5030C

Lab Sample ID:	LCS 480-145436/4	Analysis Batch:	480-145436	Instrument ID:	HP5973P
Client Matrix:	Water	Prep Batch:	N/A	Lab File ID:	P2785.D
Dilution:	1.0	Leach Batch:	N/A	Initial Weight/Volume:	5 mL
Analysis Date:	10/16/2013 2137	Units:	ug/L	Final Weight/Volume:	5 mL
Prep Date:	10/16/2013 2137				
Leach Date:	N/A				

Analyte	Spike Amount	Result	% Rec.	Limit	Qual
1,1,1-Trichloroethane	25.0	27.8	111	73 - 126	
1,1,2,2-Tetrachloroethane	25.0	20.8	83	70 - 126	
1,1,2-Trichloro-1,2,2-trifluoroethane	25.0	25.3	101	52 - 148	
1,1,2-Trichloroethane	25.0	23.2	93	76 - 122	
1,1-Dichloroethane	25.0	25.2	101	71 - 129	
1,1-Dichloroethene	25.0	28.2	113	58 - 121	
1,2,4-Trichlorobenzene	25.0	25.1	101	70 - 122	
1,2-Dibromo-3-Chloropropane	25.0	21.5	86	56 - 134	
1,2-Dibromoethane	25.0	24.6	98	77 - 120	
1,2-Dichlorobenzene	25.0	23.1	92	80 - 124	
1,2-Dichloroethane	25.0	25.1	100	75 - 127	
1,2-Dichloropropane	25.0	24.2	97	76 - 120	
1,3-Dichlorobenzene	25.0	23.1	92	77 - 120	
1,4-Dichlorobenzene	25.0	22.8	91	75 - 120	
2-Butanone (MEK)	125	122	97	57 - 140	
2-Hexanone	125	120	96	65 - 127	
4-Methyl-2-pentanone (MIBK)	125	117	94	71 - 125	
Acetone	125	122	98	56 - 142	
Benzene	25.0	25.0	100	71 - 124	
Bromodichloromethane	25.0	26.3	105	80 - 122	
Bromoform	25.0	23.1	92	66 - 128	
Bromomethane	25.0	28.9	116	55 - 144	
Carbon disulfide	25.0	25.0	100	59 - 134	
Carbon tetrachloride	25.0	28.8	115	72 - 134	
Chlorobenzene	25.0	24.6	98	72 - 120	
Chloroethane	25.0	29.6	118	69 - 136	
Chloroform	25.0	25.5	102	73 - 127	
Chloromethane	25.0	29.8	119	68 - 124	
cis-1,2-Dichloroethene	25.0	26.6	106	74 - 124	
cis-1,3-Dichloropropene	25.0	26.4	106	74 - 124	
Cyclohexane	25.0	25.7	103	65 - 126	
Dibromochloromethane	25.0	25.9	104	75 - 125	
Dichlorodifluoromethane	25.0	34.7	139	59 - 135	*
Ethylbenzene	25.0	25.4	102	77 - 123	
Isopropylbenzene	25.0	24.6	98	77 - 122	
Methyl acetate	25.0	24.5	98	60 - 140	
Methyl tert-butyl ether	25.0	26.5	106	64 - 127	
Methylcyclohexane	25.0	26.9	108	60 - 140	
Methylene Chloride	25.0	25.1	100	57 - 132	
m-Xylene & p-Xylene	50.0	51.3	103	76 - 122	
o-Xylene	25.0	26.4	106	76 - 122	
Styrene	25.0	26.4	106	70 - 130	
Tetrachloroethene	25.0	26.5	106	74 - 122	
Toluene	25.0	24.4	97	80 - 122	
trans-1,2-Dichloroethene	25.0	26.9	108	73 - 127	
trans-1,3-Dichloropropene	25.0	25.2	101	72 - 123	

Client: ARCADIS U.S. Inc

Job Number: 480-47308-1

Lab Control Sample - Batch: 480-145436

Method: 8260C
Preparation: 5030C

Lab Sample ID:	LCS 480-145436/4	Analysis Batch:	480-145436	Instrument ID:	HP5973P
Client Matrix:	Water	Prep Batch:	N/A	Lab File ID:	P2785.D
Dilution:	1.0	Leach Batch:	N/A	Initial Weight/Volume:	5 mL
Analysis Date:	10/16/2013 2137	Units:	ug/L	Final Weight/Volume:	5 mL
Prep Date:	10/16/2013 2137				
Leach Date:	N/A				

Analyte	Spike Amount	Result	% Rec.	Limit	Qual
Trichloroethene	25.0	26.6	107	74 - 123	
Trichlorofluoromethane	25.0	28.7	115	62 - 152	
Vinyl chloride	25.0	29.6	119	65 - 133	
Xylenes, Total	75.0	77.7	104	76 - 122	

Surrogate	% Rec	Acceptance Limits
1,2-Dichloroethane-d4 (Surr)	100	66 - 137
4-Bromofluorobenzene (Surr)	101	73 - 120
Toluene-d8 (Surr)	96	71 - 126

Client: ARCADIS U.S. Inc

Job Number: 480-47308-1

Method Blank - Batch: 480-145571

Method: 8260C
Preparation: 5030C

Lab Sample ID:	MB 480-145571/6	Analysis Batch:	480-145571	Instrument ID:	HP5973C
Client Matrix:	Water	Prep Batch:	N/A	Lab File ID:	C33203.D
Dilution:	1.0	Leach Batch:	N/A	Initial Weight/Volume:	5 mL
Analysis Date:	10/17/2013 1229	Units:	ug/L	Final Weight/Volume:	5 mL
Prep Date:	10/17/2013 1229				
Leach Date:	N/A				

Analyte	Result	Qual	MDL	RL
1,1,1-Trichloroethane	ND		0.82	1.0
1,1,2,2-Tetrachloroethane	ND		0.21	1.0
1,1,2-Trichloro-1,2,2-trifluoroethane	ND		0.31	1.0
1,1,2-Trichloroethane	ND		0.23	1.0
1,1-Dichloroethane	ND		0.38	1.0
1,1-Dichloroethene	ND		0.29	1.0
1,2,4-Trichlorobenzene	ND		0.41	1.0
1,2-Dibromo-3-Chloropropane	ND		0.39	1.0
1,2-Dibromoethane	ND		0.73	1.0
1,2-Dichlorobenzene	ND		0.79	1.0
1,2-Dichloroethane	ND		0.21	1.0
1,2-Dichloropropane	ND		0.72	1.0
1,3-Dichlorobenzene	ND		0.78	1.0
1,4-Dichlorobenzene	ND		0.84	1.0
2-Butanone (MEK)	ND		1.3	10
2-Hexanone	ND		1.2	5.0
4-Methyl-2-pentanone (MIBK)	ND		2.1	5.0
Acetone	ND		3.0	10
Benzene	ND		0.41	1.0
Bromodichloromethane	ND		0.39	1.0
Bromoform	ND		0.26	1.0
Bromomethane	ND		0.69	1.0
Carbon disulfide	ND		0.19	1.0
Carbon tetrachloride	ND		0.27	1.0
Chlorobenzene	ND		0.75	1.0
Chloroethane	ND		0.32	1.0
Chloroform	ND		0.34	1.0
Chloromethane	ND		0.35	1.0
cis-1,2-Dichloroethene	ND		0.81	1.0
cis-1,3-Dichloropropene	ND		0.36	1.0
Cyclohexane	ND		0.18	1.0
Dibromochloromethane	ND		0.32	1.0
Dichlorodifluoromethane	ND		0.68	1.0
Ethylbenzene	ND		0.74	1.0
Isopropylbenzene	ND		0.79	1.0
Methyl acetate	ND		0.50	1.0
Methyl tert-butyl ether	ND		0.16	1.0
Methylcyclohexane	ND		0.16	1.0
Methylene Chloride	ND		0.44	1.0
m-Xylene & p-Xylene	ND		0.66	1.0
o-Xylene	ND		0.76	1.0
Styrene	ND		0.73	1.0
Tetrachloroethene	ND		0.36	1.0
Toluene	ND		0.51	1.0
trans-1,2-Dichloroethene	ND		0.90	1.0

Client: ARCADIS U.S. Inc

Job Number: 480-47308-1

Method Blank - Batch: 480-145571

Method: 8260C
Preparation: 5030C

Lab Sample ID:	MB 480-145571/6	Analysis Batch:	480-145571	Instrument ID:	HP5973C
Client Matrix:	Water	Prep Batch:	N/A	Lab File ID:	C33203.D
Dilution:	1.0	Leach Batch:	N/A	Initial Weight/Volume:	5 mL
Analysis Date:	10/17/2013 1229	Units:	ug/L	Final Weight/Volume:	5 mL
Prep Date:	10/17/2013 1229				
Leach Date:	N/A				

Analyte	Result	Qual	MDL	RL
trans-1,3-Dichloropropene	ND		0.37	1.0
Trichloroethene	ND		0.46	1.0
Trichlorofluoromethane	ND		0.88	1.0
Vinyl chloride	ND		0.90	1.0
Xylenes, Total	ND		0.66	1.0

Surrogate	% Rec	Acceptance Limits
1,2-Dichloroethane-d4 (Surr)	116	66 - 137
4-Bromofluorobenzene (Surr)	104	73 - 120
Toluene-d8 (Surr)	105	71 - 126

Client: ARCADIS U.S. Inc

Job Number: 480-47308-1

Lab Control Sample/
Lab Control Sample Duplicate Recovery Report - Batch: 480-145571

Method: 8260C
Preparation: 5030C

LCS Lab Sample ID:	LCS 480-145571/4	Analysis Batch:	480-145571	Instrument ID:	HP5973C
Client Matrix:	Water	Prep Batch:	N/A	Lab File ID:	C33200.D
Dilution:	1.0	Leach Batch:	N/A	Initial Weight/Volume:	5 mL
Analysis Date:	10/17/2013 1114	Units:	ug/L	Final Weight/Volume:	5 mL
Prep Date:	10/17/2013 1114				
Leach Date:	N/A				

LCSD Lab Sample ID:	LCSD 480-145571/7	Analysis Batch:	480-145571	Instrument ID:	HP5973C
Client Matrix:	Water	Prep Batch:	N/A	Lab File ID:	C33201.D
Dilution:	1.0	Leach Batch:	N/A	Initial Weight/Volume:	5 mL
Analysis Date:	10/17/2013 1138	Units:	ug/L	Final Weight/Volume:	5 mL
Prep Date:	10/17/2013 1138				
Leach Date:	N/A				

	% Rec.						
Analyte	LCS	LCSD	Limit	RPD	RPD Limit	LCS Qual	LCSD Qual
1,1,1-Trichloroethane	109	104	73 - 126	5	15		
1,1,2,2-Tetrachloroethane	89	92	70 - 126	3	15		
1,1,2-Trichloro-1,2,2-trifluoroethane	122	112	52 - 148	8	20		
1,1,2-Trichloroethane	96	95	76 - 122	1	15		
1,1-Dichloroethane	107	103	71 - 129	5	20		
1,1-Dichloroethene	114	107	58 - 121	7	16		
1,2,4-Trichlorobenzene	92	95	70 - 122	2	20		
1,2-Dibromo-3-Chloropropane	78	82	56 - 134	5	15		
1,2-Dibromoethane	96	94	77 - 120	2	15		
1,2-Dichlorobenzene	91	91	80 - 124	0	20		
1,2-Dichloroethane	98	96	75 - 127	2	20		
1,2-Dichloropropane	105	100	76 - 120	4	20		
1,3-Dichlorobenzene	92	91	77 - 120	1	20		
1,4-Dichlorobenzene	91	91	75 - 120	1	20		
2-Butanone (MEK)	144	140	57 - 140	3	20	*	
2-Hexanone	94	93	65 - 127	1	15		
4-Methyl-2-pentanone (MIBK)	94	93	71 - 125	1	35		
Acetone	104	105	56 - 142	1	15		
Benzene	107	103	71 - 124	4	13		
Bromodichloromethane	107	105	80 - 122	2	15		
Bromoform	106	107	66 - 128	1	15		
Bromomethane	111	105	55 - 144	6	15		
Carbon disulfide	116	108	59 - 134	7	15		
Carbon tetrachloride	114	106	72 - 134	7	15		
Chlorobenzene	99	96	72 - 120	3	25		
Chloroethane	112	106	69 - 136	5	15		
Chloroform	105	101	73 - 127	4	20		
Chloromethane	107	102	68 - 124	5	15		
cis-1,2-Dichloroethene	104	102	74 - 124	3	15		
cis-1,3-Dichloropropene	111	109	74 - 124	2	15		
Cyclohexane	126	119	65 - 126	6	20		
Dibromochloromethane	103	101	75 - 125	2	15		
Dichlorodifluoromethane	142	129	59 - 135	9	20	*	
Ethylbenzene	99	94	77 - 123	5	15		
Isopropylbenzene	92	90	77 - 122	2	20		
Methyl acetate	102	101	60 - 140	1	20		

Client: ARCADIS U.S. Inc

Job Number: 480-47308-1

Lab Control Sample/
Lab Control Sample Duplicate Recovery Report - Batch: 480-145571

Method: 8260C
Preparation: 5030C

LCS Lab Sample ID:	LCS 480-145571/4	Analysis Batch:	480-145571	Instrument ID:	HP5973C
Client Matrix:	Water	Prep Batch:	N/A	Lab File ID:	C33200.D
Dilution:	1.0	Leach Batch:	N/A	Initial Weight/Volume:	5 mL
Analysis Date:	10/17/2013 1114	Units:	ug/L	Final Weight/Volume:	5 mL
Prep Date:	10/17/2013 1114				
Leach Date:	N/A				

LCSD Lab Sample ID:	LCSD 480-145571/7	Analysis Batch:	480-145571	Instrument ID:	HP5973C
Client Matrix:	Water	Prep Batch:	N/A	Lab File ID:	C33201.D
Dilution:	1.0	Leach Batch:	N/A	Initial Weight/Volume:	5 mL
Analysis Date:	10/17/2013 1138	Units:	ug/L	Final Weight/Volume:	5 mL
Prep Date:	10/17/2013 1138				
Leach Date:	N/A				

	% Rec.						
Analyte	LCS	LCSD	Limit	RPD	RPD Limit	LCS Qual	LCSD Qual
Methyl tert-butyl ether	111	109	64 - 127	2	37		
Methylcyclohexane	121	115	60 - 140	5	20		
Methylene Chloride	104	103	57 - 132	1	15		
m-Xylene & p-Xylene	100	96	76 - 122	4	16		
o-Xylene	101	95	76 - 122	5	16		
Styrene	98	95	70 - 130	3	20		
Tetrachloroethene	106	102	74 - 122	4	20		
Toluene	99	95	80 - 122	4	15		
trans-1,2-Dichloroethene	108	104	73 - 127	4	20		
trans-1,3-Dichloropropene	99	99	72 - 123	0	15		
Trichloroethene	109	106	74 - 123	3	16		
Trichlorofluoromethane	118	110	62 - 152	7	20		
Vinyl chloride	121	111	65 - 133	8	15		
Xylenes, Total	100	96	76 - 122	4	16		

Surrogate	LCS % Rec	LCSD % Rec	Acceptance Limits
1,2-Dichloroethane-d4 (Surr)	113	114	66 - 137
4-Bromofluorobenzene (Surr)	104	102	73 - 120
Toluene-d8 (Surr)	104	102	71 - 126

Client: ARCADIS U.S. Inc

Job Number: 480-47308-1

Laboratory Control/
Laboratory Duplicate Data Report - Batch: 480-145571

Method: 8260C
Preparation: 5030C

LCS Lab Sample ID:	LCS 480-145571/4	Units:	ug/L	LCSD Lab Sample ID:	LCSD 480-145571/7
Client Matrix:	Water			Client Matrix:	Water
Dilution:	1.0			Dilution:	1.0
Analysis Date:	10/17/2013 1114			Analysis Date:	10/17/2013 1138
Prep Date:	10/17/2013 1114			Prep Date:	10/17/2013 1138
Leach Date:	N/A			Leach Date:	N/A

Analyte	LCS Spike Amount	LCSD Spike Amount	LCS Result/Qual		LCSD Result/Qual
1,1,1-Trichloroethane	25.0	25.0	27.3		25.9
1,1,2,2-Tetrachloroethane	25.0	25.0	22.1		22.9
1,1,2-Trichloro-1,2,2-trifluoroethane	50.0	50.0	60.8		55.9
1,1,2-Trichloroethane	25.0	25.0	23.9		23.7
1,1-Dichloroethane	25.0	25.0	26.9		25.6
1,1-Dichloroethene	25.0	25.0	28.5		26.6
1,2,4-Trichlorobenzene	25.0	25.0	23.1		23.6
1,2-Dibromo-3-Chloropropane	25.0	25.0	19.5		20.5
1,2-Dibromoethane	25.0	25.0	24.1		23.6
1,2-Dichlorobenzene	25.0	25.0	22.8		22.9
1,2-Dichloroethane	25.0	25.0	24.4		24.0
1,2-Dichloropropane	25.0	25.0	26.2		25.1
1,3-Dichlorobenzene	25.0	25.0	22.9		22.7
1,4-Dichlorobenzene	25.0	25.0	22.7		22.9
2-Butanone (MEK)	125	125	180	*	175
2-Hexanone	125	125	117		116
4-Methyl-2-pentanone (MIBK)	125	125	117		116
Acetone	125	125	130		131
Benzene	25.0	25.0	26.7		25.8
Bromodichloromethane	25.0	25.0	26.8		26.3
Bromoform	25.0	25.0	26.6		26.8
Bromomethane	25.0	25.0	27.7		26.2
Carbon disulfide	25.0	25.0	29.0		27.0
Carbon tetrachloride	25.0	25.0	28.4		26.6
Chlorobenzene	25.0	25.0	24.7		23.9
Chloroethane	25.0	25.0	27.9		26.5
Chloroform	25.0	25.0	26.2		25.2
Chloromethane	25.0	25.0	26.7		25.5
cis-1,2-Dichloroethene	25.0	25.0	26.1		25.4
cis-1,3-Dichloropropene	25.0	25.0	27.7		27.3
Cyclohexane	25.0	25.0	31.5		29.7
Dibromochloromethane	25.0	25.0	25.7		25.3
Dichlorodifluoromethane	50.0	50.0	71.0	*	64.6
Ethylbenzene	25.0	25.0	24.7		23.5
Isopropylbenzene	25.0	25.0	23.1		22.6
Methyl acetate	25.0	25.0	25.5		25.3
Methyl tert-butyl ether	25.0	25.0	27.8		27.3
Methylcyclohexane	25.0	25.0	30.2		28.8
Methylene Chloride	25.0	25.0	26.0		25.8

Client: ARCADIS U.S. Inc

Job Number: 480-47308-1

Laboratory Control/
Laboratory Duplicate Data Report - Batch: 480-145571

Method: 8260C
Preparation: 5030C

LCS Lab Sample ID:	LCS 480-145571/4	Units:	ug/L	LCSD Lab Sample ID:	LCSD 480-145571/7
Client Matrix:	Water			Client Matrix:	Water
Dilution:	1.0			Dilution:	1.0
Analysis Date:	10/17/2013 1114			Analysis Date:	10/17/2013 1138
Prep Date:	10/17/2013 1114			Prep Date:	10/17/2013 1138
Leach Date:	N/A			Leach Date:	N/A

Analyte	LCS Spike Amount	LCSD Spike Amount	LCS Result/Qual	LCSD Result/Qual
m-Xylene & p-Xylene	50.0	50.0	50.0	48.1
o-Xylene	25.0	25.0	25.2	23.8
Styrene	25.0	25.0	24.4	23.8
Tetrachloroethene	25.0	25.0	26.5	25.5
Toluene	25.0	25.0	24.7	23.9
trans-1,2-Dichloroethene	25.0	25.0	27.0	25.9
trans-1,3-Dichloropropene	25.0	25.0	24.7	24.7
Trichloroethene	25.0	25.0	27.3	26.4
Trichlorofluoromethane	25.0	25.0	29.6	27.5
Vinyl chloride	25.0	25.0	30.2	27.8
Xylenes, Total	75.0	75.0	75.2	71.9

DATA REPORTING QUALIFIERS

Client: ARCADIS U.S. Inc

Job Number: 480-47308-1

Lab Section	Qualifier	Description
GC/MS VOA		
	*	LCS or LCSD exceeds the control limits
	F	MS/MSD Recovery and/or RPD exceeds the control limits
	E	Result exceeded calibration range.
	J	Result is less than the RL but greater than or equal to the MDL and the concentration is an approximate value.

Client: ARCADIS U.S. Inc

Job Number: 480-47308-1

QC Association Summary

Lab Sample ID	Client Sample ID	Report Basis	Client Matrix	Method	Prep Batch
GC/MS VOA					
Analysis Batch:480-145143					
LCS 480-145143/4	Lab Control Sample	T	Water	8260C	
MB 480-145143/5	Method Blank	T	Water	8260C	
480-47308-1	MW-1	T	Water	8260C	
480-47308-1MS	Matrix Spike	T	Water	8260C	
480-47308-1MSD	Matrix Spike Duplicate	T	Water	8260C	
480-47308-2	MW-2	T	Water	8260C	
480-47308-3	MW-3	T	Water	8260C	
480-47308-4	MW-4	T	Water	8260C	
480-47308-5	MW-5	T	Water	8260C	
480-47308-6	MW-10	T	Water	8260C	
480-47308-7	MW-14BR	T	Water	8260C	
480-47308-8	MW-18	T	Water	8260C	
480-47308-9	MW-19	T	Water	8260C	
480-47308-11	MW-21	T	Water	8260C	
480-47308-12	PZ-5	T	Water	8260C	
480-47308-13	PZ-6	T	Water	8260C	
480-47308-14	PZ-7	T	Water	8260C	
480-47308-15	PZ-11R	T	Water	8260C	
480-47308-16	PZ-13R	T	Water	8260C	
480-47308-17	PZ-18	T	Water	8260C	
480-47308-19	A1-PZ-2	T	Water	8260C	
480-47308-20	A2-PZ-1	T	Water	8260C	
Analysis Batch:480-145222					
LCS 480-145222/4	Lab Control Sample	T	Water	8260C	
MB 480-145222/5	Method Blank	T	Water	8260C	
480-47308-10	MW-20	T	Water	8260C	
480-47308-13DL	PZ-6	T	Water	8260C	
480-47308-22TB	TRIP BLANK	T	Water	8260C	
Analysis Batch:480-145436					
LCS 480-145436/4	Lab Control Sample	T	Water	8260C	
MB 480-145436/5	Method Blank	T	Water	8260C	
480-47308-21	A2-PZ-2	T	Water	8260C	
480-47308-23FD	DUP-100313	T	Water	8260C	
480-47308-24	DUP-2-100313	T	Water	8260C	
Analysis Batch:480-145571					
LCS 480-145571/4	Lab Control Sample	T	Water	8260C	
LCSD 480-145571/7	Lab Control Sample Duplicate	T	Water	8260C	
MB 480-145571/6	Method Blank	T	Water	8260C	
480-47616-1	PZ-26	T	Water	8260C	
480-47616-2TB	TRIP BLANK	T	Water	8260C	

Client: ARCADIS U.S. Inc

Job Number: 480-47308-1

QC Association Summary

Lab Sample ID	Client Sample ID	Report Basis	Client Matrix	Method	Prep Batch

Report Basis

T = Total

Client: ARCADIS U.S. Inc

Job Number: 480-47308-1

Laboratory Chronicle

Lab ID: 480-47308-1 **Client ID:** MW-1

Sample Date/Time: 10/03/2013 15:15 Received Date/Time: 10/05/2013 01:30

Method	Bottle ID	Run	Analysis Batch	Prep Batch	Date Prepared / Analyzed	Dil	Lab	Analyst
P:5030C	480-47308-A-1		480-145143		10/15/2013 23:16	1	TAL BUF	PJQ
A:8260C	480-47308-A-1		480-145143		10/15/2013 23:16	1	TAL BUF	PJQ

Lab ID: 480-47308-1 **Client ID:** MW-1

Sample Date/Time: 10/03/2013 15:15 Received Date/Time: 10/05/2013 01:30

Method	Bottle ID	Run	Analysis Batch	Prep Batch	Date Prepared / Analyzed	Dil	Lab	Analyst
P:5030C	480-47308-A-1 MS		480-145143		10/15/2013 23:40	1	TAL BUF	PJQ
A:8260C	480-47308-A-1 MS		480-145143		10/15/2013 23:40	1	TAL BUF	PJQ

Lab ID: 480-47308-1 **Client ID:** MW-1

Sample Date/Time: 10/03/2013 15:15 Received Date/Time: 10/05/2013 01:30

Method	Bottle ID	Run	Analysis Batch	Prep Batch	Date Prepared / Analyzed	Dil	Lab	Analyst
P:5030C	480-47308-A-1 MSD		480-145143		10/16/2013 00:05	1	TAL BUF	PJQ
A:8260C	480-47308-A-1 MSD		480-145143		10/16/2013 00:05	1	TAL BUF	PJQ

Lab ID: 480-47308-2 **Client ID:** MW-2

Sample Date/Time: 10/03/2013 16:28 Received Date/Time: 10/05/2013 01:30

Method	Bottle ID	Run	Analysis Batch	Prep Batch	Date Prepared / Analyzed	Dil	Lab	Analyst
P:5030C	480-47308-A-2		480-145143		10/16/2013 00:29	1	TAL BUF	PJQ
A:8260C	480-47308-A-2		480-145143		10/16/2013 00:29	1	TAL BUF	PJQ

Lab ID: 480-47308-3 **Client ID:** MW-3

Sample Date/Time: 10/03/2013 17:25 Received Date/Time: 10/05/2013 01:30

Method	Bottle ID	Run	Analysis Batch	Prep Batch	Date Prepared / Analyzed	Dil	Lab	Analyst
P:5030C	480-47308-A-3		480-145143		10/16/2013 00:54	1	TAL BUF	PJQ
A:8260C	480-47308-A-3		480-145143		10/16/2013 00:54	1	TAL BUF	PJQ

Lab ID: 480-47308-4 **Client ID:** MW-4

Sample Date/Time: 10/03/2013 17:24 Received Date/Time: 10/05/2013 01:30

Method	Bottle ID	Run	Analysis Batch	Prep Batch	Date Prepared / Analyzed	Dil	Lab	Analyst
P:5030C	480-47308-A-4		480-145143		10/16/2013 01:18	1	TAL BUF	PJQ
A:8260C	480-47308-A-4		480-145143		10/16/2013 01:18	1	TAL BUF	PJQ

Client: ARCADIS U.S. Inc

Job Number: 480-47308-1

Laboratory Chronicle

Lab ID: 480-47308-5 **Client ID:** MW-5

Sample Date/Time: 10/02/2013 15:10 Received Date/Time: 10/05/2013 01:30

Method	Bottle ID	Run	Analysis Batch	Prep Batch	Date Prepared / Analyzed	Dil	Lab	Analyst
P:5030C	480-47308-A-5		480-145143		10/16/2013 01:43	1	TAL BUF	PJQ
A:8260C	480-47308-A-5		480-145143		10/16/2013 01:43	1	TAL BUF	PJQ

Lab ID: 480-47308-6 **Client ID:** MW-10

Sample Date/Time: 10/03/2013 13:55 Received Date/Time: 10/05/2013 01:30

Method	Bottle ID	Run	Analysis Batch	Prep Batch	Date Prepared / Analyzed	Dil	Lab	Analyst
P:5030C	480-47308-A-6		480-145143		10/16/2013 02:08	1	TAL BUF	PJQ
A:8260C	480-47308-A-6		480-145143		10/16/2013 02:08	1	TAL BUF	PJQ

Lab ID: 480-47308-7 **Client ID:** MW-14BR

Sample Date/Time: 10/04/2013 10:30 Received Date/Time: 10/05/2013 01:30

Method	Bottle ID	Run	Analysis Batch	Prep Batch	Date Prepared / Analyzed	Dil	Lab	Analyst
P:5030C	480-47308-A-7		480-145143		10/16/2013 02:32	1	TAL BUF	PJQ
A:8260C	480-47308-A-7		480-145143		10/16/2013 02:32	1	TAL BUF	PJQ

Lab ID: 480-47308-8 **Client ID:** MW-18

Sample Date/Time: 10/04/2013 12:56 Received Date/Time: 10/05/2013 01:30

Method	Bottle ID	Run	Analysis Batch	Prep Batch	Date Prepared / Analyzed	Dil	Lab	Analyst
P:5030C	480-47308-A-8		480-145143		10/16/2013 02:57	20	TAL BUF	PJQ
A:8260C	480-47308-A-8		480-145143		10/16/2013 02:57	20	TAL BUF	PJQ

Lab ID: 480-47308-9 **Client ID:** MW-19

Sample Date/Time: 10/04/2013 14:37 Received Date/Time: 10/05/2013 01:30

Method	Bottle ID	Run	Analysis Batch	Prep Batch	Date Prepared / Analyzed	Dil	Lab	Analyst
P:5030C	480-47308-A-9		480-145143		10/16/2013 03:21	1	TAL BUF	PJQ
A:8260C	480-47308-A-9		480-145143		10/16/2013 03:21	1	TAL BUF	PJQ

Lab ID: 480-47308-10 **Client ID:** MW-20

Sample Date/Time: 10/04/2013 15:16 Received Date/Time: 10/05/2013 01:30

Method	Bottle ID	Run	Analysis Batch	Prep Batch	Date Prepared / Analyzed	Dil	Lab	Analyst
P:5030C	480-47308-B-10		480-145222		10/16/2013 11:32	1	TAL BUF	CDC
A:8260C	480-47308-B-10		480-145222		10/16/2013 11:32	1	TAL BUF	CDC

Client: ARCADIS U.S. Inc

Job Number: 480-47308-1

Laboratory Chronicle

Lab ID: 480-47308-11 **Client ID:** MW-21

Sample Date/Time: 10/04/2013 15:55 Received Date/Time: 10/05/2013 01:30

Method	Bottle ID	Run	Analysis Batch	Prep Batch	Date Prepared / Analyzed	Dil	Lab	Analyst
P:5030C	480-47308-A-11		480-145143		10/16/2013 04:11	1	TAL BUF	PJQ
A:8260C	480-47308-A-11		480-145143		10/16/2013 04:11	1	TAL BUF	PJQ

Lab ID: 480-47308-12 **Client ID:** PZ-5

Sample Date/Time: 10/02/2013 16:05 Received Date/Time: 10/05/2013 01:30

Method	Bottle ID	Run	Analysis Batch	Prep Batch	Date Prepared / Analyzed	Dil	Lab	Analyst
P:5030C	480-47308-A-12		480-145143		10/16/2013 04:35	2	TAL BUF	PJQ
A:8260C	480-47308-A-12		480-145143		10/16/2013 04:35	2	TAL BUF	PJQ

Lab ID: 480-47308-13 **Client ID:** PZ-6

Sample Date/Time: 10/02/2013 16:40 Received Date/Time: 10/05/2013 01:30

Method	Bottle ID	Run	Analysis Batch	Prep Batch	Date Prepared / Analyzed	Dil	Lab	Analyst
P:5030C	480-47308-A-13		480-145143		10/16/2013 05:00	1	TAL BUF	PJQ
A:8260C	480-47308-A-13		480-145143		10/16/2013 05:00	1	TAL BUF	PJQ
P:5030C	480-47308-B-13	DL	480-145222		10/16/2013 11:57	4	TAL BUF	CDC
A:8260C	480-47308-B-13	DL	480-145222		10/16/2013 11:57	4	TAL BUF	CDC

Lab ID: 480-47308-14 **Client ID:** PZ-7

Sample Date/Time: 10/02/2013 17:05 Received Date/Time: 10/05/2013 01:30

Method	Bottle ID	Run	Analysis Batch	Prep Batch	Date Prepared / Analyzed	Dil	Lab	Analyst
P:5030C	480-47308-A-14		480-145143		10/16/2013 05:25	1	TAL BUF	PJQ
A:8260C	480-47308-A-14		480-145143		10/16/2013 05:25	1	TAL BUF	PJQ

Lab ID: 480-47308-15 **Client ID:** PZ-11R

Sample Date/Time: 10/04/2013 10:50 Received Date/Time: 10/05/2013 01:30

Method	Bottle ID	Run	Analysis Batch	Prep Batch	Date Prepared / Analyzed	Dil	Lab	Analyst
P:5030C	480-47308-A-15		480-145143		10/16/2013 05:49	1	TAL BUF	PJQ
A:8260C	480-47308-A-15		480-145143		10/16/2013 05:49	1	TAL BUF	PJQ

Lab ID: 480-47308-16 **Client ID:** PZ-13R

Sample Date/Time: 10/03/2013 12:20 Received Date/Time: 10/05/2013 01:30

Method	Bottle ID	Run	Analysis Batch	Prep Batch	Date Prepared / Analyzed	Dil	Lab	Analyst
P:5030C	480-47308-A-16		480-145143		10/16/2013 06:14	1	TAL BUF	PJQ
A:8260C	480-47308-A-16		480-145143		10/16/2013 06:14	1	TAL BUF	PJQ

Client: ARCADIS U.S. Inc

Job Number: 480-47308-1

Laboratory Chronicle

Lab ID: 480-47308-17 **Client ID:** PZ-18

Sample Date/Time: 10/04/2013 11:05 Received Date/Time: 10/05/2013 01:30

Method	Bottle ID	Run	Analysis Batch	Prep Batch	Date Prepared / Analyzed	Dil	Lab	Analyst
P:5030C	480-47308-A-17		480-145143		10/16/2013 06:38	1	TAL BUF	PJQ
A:8260C	480-47308-A-17		480-145143		10/16/2013 06:38	1	TAL BUF	PJQ

Lab ID: 480-47308-19 **Client ID:** A1-PZ-2

Sample Date/Time: 10/04/2013 13:50 Received Date/Time: 10/05/2013 01:30

Method	Bottle ID	Run	Analysis Batch	Prep Batch	Date Prepared / Analyzed	Dil	Lab	Analyst
P:5030C	480-47308-A-19		480-145143		10/16/2013 07:03	1	TAL BUF	PJQ
A:8260C	480-47308-A-19		480-145143		10/16/2013 07:03	1	TAL BUF	PJQ

Lab ID: 480-47308-20 **Client ID:** A2-PZ-1

Sample Date/Time: 10/04/2013 12:21 Received Date/Time: 10/05/2013 01:30

Method	Bottle ID	Run	Analysis Batch	Prep Batch	Date Prepared / Analyzed	Dil	Lab	Analyst
P:5030C	480-47308-A-20		480-145143		10/16/2013 07:28	250	TAL BUF	PJQ
A:8260C	480-47308-A-20		480-145143		10/16/2013 07:28	250	TAL BUF	PJQ

Lab ID: 480-47308-21 **Client ID:** A2-PZ-2

Sample Date/Time: 10/04/2013 11:55 Received Date/Time: 10/05/2013 01:30

Method	Bottle ID	Run	Analysis Batch	Prep Batch	Date Prepared / Analyzed	Dil	Lab	Analyst
P:5030C	480-47308-B-21		480-145436		10/16/2013 23:19	10	TAL BUF	PJQ
A:8260C	480-47308-B-21		480-145436		10/16/2013 23:19	10	TAL BUF	PJQ

Lab ID: 480-47308-22 **Client ID:** TRIP BLANK

Sample Date/Time: 10/04/2013 00:00 Received Date/Time: 10/05/2013 01:30

Method	Bottle ID	Run	Analysis Batch	Prep Batch	Date Prepared / Analyzed	Dil	Lab	Analyst
P:5030C	480-47308-A-22		480-145222		10/16/2013 12:46	1	TAL BUF	CDC
A:8260C	480-47308-A-22		480-145222		10/16/2013 12:46	1	TAL BUF	CDC

Lab ID: 480-47308-23 **Client ID:** DUP-100313

Sample Date/Time: 10/03/2013 00:00 Received Date/Time: 10/05/2013 01:30

Method	Bottle ID	Run	Analysis Batch	Prep Batch	Date Prepared / Analyzed	Dil	Lab	Analyst
P:5030C	480-47308-B-23		480-145436		10/16/2013 23:43	1	TAL BUF	PJQ
A:8260C	480-47308-B-23		480-145436		10/16/2013 23:43	1	TAL BUF	PJQ

Client: ARCADIS U.S. Inc

Job Number: 480-47308-1

Laboratory Chronicle

Lab ID: **480-47308-24** **Client ID:** **DUP-2-100313**

Sample Date/Time: 10/03/2013 00:00 Received Date/Time: 10/05/2013 01:30

Method	Bottle ID	Run	Analysis Batch	Prep Batch	Date Prepared / Analyzed	Dil	Lab	Analyst
P:5030C	480-47308-B-24		480-145436		10/17/2013 00:08	1	TAL BUF	PJQ
A:8260C	480-47308-B-24		480-145436		10/17/2013 00:08	1	TAL BUF	PJQ

Lab ID: **480-47616-1** **Client ID:** **PZ-26**

Sample Date/Time: 10/07/2013 11:15 Received Date/Time: 10/10/2013 01:40

Method	Bottle ID	Run	Analysis Batch	Prep Batch	Date Prepared / Analyzed	Dil	Lab	Analyst
P:5030C	480-47616-A-1		480-145571		10/17/2013 16:57	1	TAL BUF	LCH
A:8260C	480-47616-A-1		480-145571		10/17/2013 16:57	1	TAL BUF	LCH

Lab ID: **480-47616-2** **Client ID:** **TRIP BLANK**

Sample Date/Time: 10/07/2013 00:00 Received Date/Time: 10/10/2013 01:40

Method	Bottle ID	Run	Analysis Batch	Prep Batch	Date Prepared / Analyzed	Dil	Lab	Analyst
P:5030C	480-47616-A-2		480-145571		10/17/2013 17:22	1	TAL BUF	LCH
A:8260C	480-47616-A-2		480-145571		10/17/2013 17:22	1	TAL BUF	LCH

Lab ID: **MB** **Client ID:** **N/A**

Sample Date/Time: N/A Received Date/Time: N/A

Method	Bottle ID	Run	Analysis Batch	Prep Batch	Date Prepared / Analyzed	Dil	Lab	Analyst
P:5030C	MB 480-145143/5		480-145143		10/15/2013 22:32	1	TAL BUF	PJQ
A:8260C	MB 480-145143/5		480-145143		10/15/2013 22:32	1	TAL BUF	PJQ
P:5030C	MB 480-145222/5		480-145222		10/16/2013 10:54	1	TAL BUF	CDC
A:8260C	MB 480-145222/5		480-145222		10/16/2013 10:54	1	TAL BUF	CDC
P:5030C	MB 480-145436/5		480-145436		10/16/2013 22:01	1	TAL BUF	PJQ
A:8260C	MB 480-145436/5		480-145436		10/16/2013 22:01	1	TAL BUF	PJQ
P:5030C	MB 480-145571/6		480-145571		10/17/2013 12:29	1	TAL BUF	LCH
A:8260C	MB 480-145571/6		480-145571		10/17/2013 12:29	1	TAL BUF	LCH

Client: ARCADIS U.S. Inc

Job Number: 480-47308-1

Laboratory Chronicle

Lab ID: **LCS** **Client ID:** **N/A**

Sample Date/Time: N/A Received Date/Time: N/A

Method	Bottle ID	Run	Analysis Batch	Prep Batch	Date Prepared / Analyzed	Dil	Lab	Analyst
P:5030C	LCS 480-145143/4		480-145143		10/15/2013 22:08	1	TAL BUF	PJQ
A:8260C	LCS 480-145143/4		480-145143		10/15/2013 22:08	1	TAL BUF	PJQ
P:5030C	LCS 480-145222/4		480-145222		10/16/2013 10:29	1	TAL BUF	CDC
A:8260C	LCS 480-145222/4		480-145222		10/16/2013 10:29	1	TAL BUF	CDC
P:5030C	LCS 480-145436/4		480-145436		10/16/2013 21:37	1	TAL BUF	PJQ
A:8260C	LCS 480-145436/4		480-145436		10/16/2013 21:37	1	TAL BUF	PJQ
P:5030C	LCS 480-145571/4		480-145571		10/17/2013 11:14	1	TAL BUF	LCH
A:8260C	LCS 480-145571/4		480-145571		10/17/2013 11:14	1	TAL BUF	LCH

Lab ID: **LCSD** **Client ID:** **N/A**

Sample Date/Time: N/A Received Date/Time: N/A

Method	Bottle ID	Run	Analysis Batch	Prep Batch	Date Prepared / Analyzed	Dil	Lab	Analyst
P:5030C	LCSD 480-145571/7		480-145571		10/17/2013 11:38	1	TAL BUF	LCH
A:8260C	LCSD 480-145571/7		480-145571		10/17/2013 11:38	1	TAL BUF	LCH

Lab References:

TAL BUF = TestAmerica Buffalo

Certification Summary

Client: ARCADIS U.S. Inc
Project/Site: Lockheed Martin Corporation

TestAmerica Job ID: 480-47308-1

Laboratory	Authority	Program	EPA Region	Certification ID
TestAmerica Buffalo	Arkansas DEQ	State Program	6	88-0686
TestAmerica Buffalo	California	NELAP	9	1169CA
TestAmerica Buffalo	Connecticut	State Program	1	PH-0568
TestAmerica Buffalo	Florida	NELAP	4	E87672
TestAmerica Buffalo	Georgia	State Program	4	956
TestAmerica Buffalo	Georgia	State Program	4	N/A
TestAmerica Buffalo	Illinois	NELAP	5	200003
TestAmerica Buffalo	Iowa	State Program	7	374
TestAmerica Buffalo	Kansas	NELAP	7	E-10187
TestAmerica Buffalo	Kentucky	State Program	4	90029
TestAmerica Buffalo	Kentucky (UST)	State Program	4	30
TestAmerica Buffalo	Louisiana	NELAP	6	02031
TestAmerica Buffalo	Maine	State Program	1	NY00044
TestAmerica Buffalo	Maryland	State Program	3	294
TestAmerica Buffalo	Massachusetts	State Program	1	M-NY044
TestAmerica Buffalo	Michigan	State Program	5	9937
TestAmerica Buffalo	Minnesota	NELAP	5	036-999-337
TestAmerica Buffalo	New Hampshire	NELAP	1	2337
TestAmerica Buffalo	New Hampshire	NELAP	1	2973
TestAmerica Buffalo	New Jersey	NELAP	2	NY455
TestAmerica Buffalo	New York	NELAP	2	10026
TestAmerica Buffalo	North Dakota	State Program	8	R-176
TestAmerica Buffalo	Oklahoma	State Program	6	9421
TestAmerica Buffalo	Oregon	NELAP	10	NY200003
TestAmerica Buffalo	Pennsylvania	NELAP	3	68-00281
TestAmerica Buffalo	Rhode Island	State Program	1	LAO00328
TestAmerica Buffalo	Tennessee	State Program	4	TN02970
TestAmerica Buffalo	Texas	NELAP	6	T104704412-11-2
TestAmerica Buffalo	USDA	Federal		P330-11-00386
TestAmerica Buffalo	Virginia	NELAP	3	460185
TestAmerica Buffalo	Washington	State Program	10	C784
TestAmerica Buffalo	West Virginia DEP	State Program	3	252
TestAmerica Buffalo	Wisconsin	State Program	5	998310390

Accreditation may not be offered or required for all methods and analytes reported in this package. Please contact your project manager for the laboratory's current list of certified methods and analytes.

Method 8260C

Volatile Organic Compounds (GC/MS) by Method 8260C

FORM II
GC/MS VOA SURROGATE RECOVERY

Lab Name: TestAmerica Buffalo Job No.: 480-47308-1

SDG No.:

Matrix: Water Level: Low

GC Column (1): ZB-624 (60) ID: 0.25 (mm)

Client Sample ID	Lab Sample ID	DCA #	TOL #	BFB #
MW-1	480-47308-1	99	96	101
MW-2	480-47308-2	97	96	104
MW-3	480-47308-3	97	96	103
MW-4	480-47308-4	102	95	102
MW-5	480-47308-5	104	96	102
MW-10	480-47308-6	104	94	99
MW-14BR	480-47308-7	106	97	101
MW-18	480-47308-8	107	95	96
MW-19	480-47308-9	110	94	100
MW-20	480-47308-10	110	96	96
MW-21	480-47308-11	111	93	97
PZ-5	480-47308-12	113	93	98
PZ-6	480-47308-13	112	94	98
PZ-6 DL	480-47308-13 DL	112	94	91
PZ-7	480-47308-14	111	95	98
PZ-11R	480-47308-15	113	93	99
PZ-13R	480-47308-16	109	93	95
PZ-18	480-47308-17	113	95	98
A1-PZ-2	480-47308-19	112	92	96
A2-PZ-1	480-47308-20	115	95	98
A2-PZ-2	480-47308-21	109	95	95
TRIP BLANK	480-47308-22	117	93	91
DUP-100313	480-47308-23	111	96	96
DUP-2-100313	480-47308-24	112	95	94
PZ-26	480-47616-1	115	102	104
TRIP BLANK	480-47616-2	111	102	102
	MB 480-145143/5	99	98	104
	MB 480-145222/5	105	97	95
	MB 480-145436/5	102	97	97
	MB 480-145571/6	116	105	104
	LCS 480-145143/4	94	99	110
	LCS 480-145222/4	101	94	100
	LCS 480-145436/4	100	96	101
	LCS 480-145571/4	113	104	104

	QC LIMITS
DCA = 1,2-Dichloroethane-d4 (Surr)	66-137
TOL = Toluene-d8 (Surr)	71-126
BFB = 4-Bromofluorobenzene (Surr)	73-120

Column to be used to flag recovery values

FORM II 8260C

FORM II
GC/MS VOA SURROGATE RECOVERY

Lab Name: TestAmerica Buffalo Job No.: 480-47308-1

SDG No.:

Matrix: Water Level: Low

GC Column (1): ZB-624 (30) ID: 0.53 (mm)

Client Sample ID	Lab Sample ID	DCA #	TOL #	BFB #
	LCSD 480-145571/7	114	102	102
MW-1 MS	480-47308-1 MS	100	95	108
MW-1 MSD	480-47308-1 MSD	96	95	108

	QC LIMITS
DCA = 1,2-Dichloroethane-d4 (Surr)	66-137
TOL = Toluene-d8 (Surr)	71-126
BFB = 4-Bromofluorobenzene (Surr)	73-120

Column to be used to flag recovery values

FORM II 8260C

FORM III
GC/MS VOA LAB CONTROL SAMPLE RECOVERY

Lab Name: TestAmerica Buffalo Job No.: 480-47308-1

SDG No.:

Matrix: Water Level: Low Lab File ID: P2735.D

Lab ID: LCS 480-145143/4 Client ID:

COMPOUND	SPIKE ADDED (ug/L)	LCS CONCENTRATION (ug/L)	LCS % REC	QC LIMITS REC	#
1,1,1-Trichloroethane	25.0	27.6	110	73-126	
1,1,2,2-Tetrachloroethane	25.0	21.8	87	70-126	
1,1,2-Trichloro-1,2,2-trifluor oethane	25.0	19.8	79	52-148	
1,1,2-Trichloroethane	25.0	25.1	100	76-122	
1,1-Dichloroethane	25.0	25.3	101	71-129	
1,1-Dichloroethene	25.0	28.0	112	58-121	
1,2,4-Trichlorobenzene	25.0	26.6	106	70-122	
1,2-Dibromo-3-Chloropropane	25.0	21.9	88	56-134	
1,2-Dibromoethane	25.0	26.1	104	77-120	
1,2-Dichlorobenzene	25.0	24.3	97	80-124	
1,2-Dichloroethane	25.0	25.2	101	75-127	
1,2-Dichloropropane	25.0	24.8	99	76-120	
1,3-Dichlorobenzene	25.0	24.5	98	77-120	
1,4-Dichlorobenzene	25.0	24.2	97	75-120	
2-Butanone (MEK)	125	111	89	57-140	
2-Hexanone	125	116	93	65-127	
4-Methyl-2-pentanone (MIBK)	125	113	90	71-125	
Acetone	125	106	84	56-142	
Benzene	25.0	25.3	101	71-124	
Bromodichloromethane	25.0	26.7	107	80-122	
Bromoform	25.0	24.3	97	66-128	
Bromomethane	25.0	28.2	113	55-144	
Carbon disulfide	25.0	18.6	74	59-134	
Carbon tetrachloride	25.0	28.8	115	72-134	
Chlorobenzene	25.0	26.2	105	72-120	
Chloroethane	25.0	28.2	113	69-136	
Chloroform	25.0	25.7	103	73-127	
Chloromethane	25.0	29.2	117	68-124	
cis-1,2-Dichloroethene	25.0	26.8	107	74-124	
cis-1,3-Dichloropropene	25.0	26.7	107	74-124	
Cyclohexane	25.0	21.2	85	65-126	
Dibromochloromethane	25.0	27.5	110	75-125	
Dichlorodifluoromethane	25.0	33.5	134	59-135	
Ethylbenzene	25.0	27.0	108	77-123	
Isopropylbenzene	25.0	25.9	104	77-122	
Methyl acetate	25.0	22.3	89	60-140	
Methyl tert-butyl ether	25.0	23.7	95	64-127	
Methylcyclohexane	25.0	22.6	90	60-140	
Methylene Chloride	25.0	25.1	100	57-132	
m-Xylene & p-Xylene	50.0	54.6	109	76-122	
o-Xylene	25.0	28.1	113	76-122	

Column to be used to flag recovery and RPD values

FORM III 8260C

FORM III
GC/MS VOA LAB CONTROL SAMPLE RECOVERY

Lab Name: TestAmerica Buffalo Job No.: 480-47308-1

SDG No.:

Matrix: Water Level: Low Lab File ID: P2735.D

Lab ID: LCS 480-145143/4 Client ID:

COMPOUND	SPIKE ADDED (ug/L)	LCS CONCENTRATION (ug/L)	LCS % REC	QC LIMITS REC	#
Styrene	25.0	28.1	112	70-130	
Tetrachloroethene	25.0	28.1	112	74-122	
Toluene	25.0	26.1	104	80-122	
trans-1,2-Dichloroethene	25.0	27.1	108	73-127	
trans-1,3-Dichloropropene	25.0	26.3	105	72-123	
Trichloroethene	25.0	27.2	109	74-123	
Trichlorofluoromethane	25.0	28.2	113	62-152	
Vinyl chloride	25.0	29.3	117	65-133	
Xylenes, Total	75.0	82.7	110	76-122	

Column to be used to flag recovery and RPD values

FORM III 8260C

FORM III
GC/MS VOA LAB CONTROL SAMPLE RECOVERY

Lab Name: TestAmerica Buffalo Job No.: 480-47308-1

SDG No.:

Matrix: Water Level: Low Lab File ID: P2762.D

Lab ID: LCS 480-145222/4 Client ID:

COMPOUND	SPIKE ADDED (ug/L)	LCS CONCENTRATION (ug/L)	LCS % REC	QC LIMITS REC	#
1,1,1-Trichloroethane	25.0	26.0	104	73-126	
1,1,2,2-Tetrachloroethane	25.0	20.4	82	70-126	
1,1,2-Trichloro-1,2,2-trifluor oethane	25.0	23.4	94	52-148	
1,1,2-Trichloroethane	25.0	22.8	91	76-122	
1,1-Dichloroethane	25.0	24.5	98	71-129	
1,1-Dichloroethene	25.0	26.5	106	58-121	
1,2,4-Trichlorobenzene	25.0	23.8	95	70-122	
1,2-Dibromo-3-Chloropropane	25.0	20.9	84	56-134	
1,2-Dibromoethane	25.0	24.1	96	77-120	
1,2-Dichlorobenzene	25.0	22.3	89	80-124	
1,2-Dichloroethane	25.0	24.7	99	75-127	
1,2-Dichloropropane	25.0	23.5	94	76-120	
1,3-Dichlorobenzene	25.0	22.0	88	77-120	
1,4-Dichlorobenzene	25.0	21.8	87	75-120	
2-Butanone (MEK)	125	124	100	57-140	
2-Hexanone	125	120	96	65-127	
4-Methyl-2-pentanone (MIBK)	125	116	93	71-125	
Acetone	125	130	104	56-142	
Benzene	25.0	23.9	96	71-124	
Bromodichloromethane	25.0	25.2	101	80-122	
Bromoform	25.0	22.2	89	66-128	
Bromomethane	25.0	27.5	110	55-144	
Carbon disulfide	25.0	23.6	94	59-134	
Carbon tetrachloride	25.0	26.9	108	72-134	
Chlorobenzene	25.0	23.3	93	72-120	
Chloroethane	25.0	27.8	111	69-136	
Chloroform	25.0	24.8	99	73-127	
Chloromethane	25.0	27.8	111	68-124	
cis-1,2-Dichloroethene	25.0	25.7	103	74-124	
cis-1,3-Dichloropropene	25.0	24.9	99	74-124	
Cyclohexane	25.0	23.7	95	65-126	
Dibromochloromethane	25.0	25.0	100	75-125	
Dichlorodifluoromethane	25.0	32.0	128	59-135	
Ethylbenzene	25.0	24.0	96	77-123	
Isopropylbenzene	25.0	22.7	91	77-122	
Methyl acetate	25.0	24.8	99	60-140	
Methyl tert-butyl ether	25.0	26.3	105	64-127	
Methylcyclohexane	25.0	24.6	99	60-140	
Methylene Chloride	25.0	24.6	98	57-132	
m-Xylene & p-Xylene	50.0	48.3	97	76-122	
o-Xylene	25.0	24.8	99	76-122	

Column to be used to flag recovery and RPD values

FORM III 8260C

FORM III
GC/MS VOA LAB CONTROL SAMPLE RECOVERY

Lab Name: TestAmerica Buffalo Job No.: 480-47308-1

SDG No.:

Matrix: Water Level: Low Lab File ID: P2762.D

Lab ID: LCS 480-145222/4 Client ID:

COMPOUND	SPIKE ADDED (ug/L)	LCS CONCENTRATION (ug/L)	LCS % REC	QC LIMITS REC	#
Styrene	25.0	25.1	100	70-130	
Tetrachloroethene	25.0	24.2	97	74-122	
Toluene	25.0	22.8	91	80-122	
trans-1,2-Dichloroethene	25.0	25.8	103	73-127	
trans-1,3-Dichloropropene	25.0	24.0	96	72-123	
Trichloroethene	25.0	24.7	99	74-123	
Trichlorofluoromethane	25.0	26.4	106	62-152	
Vinyl chloride	25.0	27.8	111	65-133	
Xylenes, Total	75.0	73.1	97	76-122	

Column to be used to flag recovery and RPD values

FORM III 8260C

FORM III
GC/MS VOA LAB CONTROL SAMPLE RECOVERY

Lab Name: TestAmerica Buffalo Job No.: 480-47308-1

SDG No.:

Matrix: Water Level: Low Lab File ID: P2785.D

Lab ID: LCS 480-145436/4 Client ID:

COMPOUND	SPIKE ADDED (ug/L)	LCS CONCENTRATION (ug/L)	LCS % REC	QC LIMITS REC	#
1,1,1-Trichloroethane	25.0	27.8	111	73-126	
1,1,2,2-Tetrachloroethane	25.0	20.8	83	70-126	
1,1,2-Trichloro-1,2,2-trifluor oethane	25.0	25.3	101	52-148	
1,1,2-Trichloroethane	25.0	23.2	93	76-122	
1,1-Dichloroethane	25.0	25.2	101	71-129	
1,1-Dichloroethene	25.0	28.2	113	58-121	
1,2,4-Trichlorobenzene	25.0	25.1	101	70-122	
1,2-Dibromo-3-Chloropropane	25.0	21.5	86	56-134	
1,2-Dibromoethane	25.0	24.6	98	77-120	
1,2-Dichlorobenzene	25.0	23.1	92	80-124	
1,2-Dichloroethane	25.0	25.1	100	75-127	
1,2-Dichloropropane	25.0	24.2	97	76-120	
1,3-Dichlorobenzene	25.0	23.1	92	77-120	
1,4-Dichlorobenzene	25.0	22.8	91	75-120	
2-Butanone (MEK)	125	122	97	57-140	
2-Hexanone	125	120	96	65-127	
4-Methyl-2-pentanone (MIBK)	125	117	94	71-125	
Acetone	125	122	98	56-142	
Benzene	25.0	25.0	100	71-124	
Bromodichloromethane	25.0	26.3	105	80-122	
Bromoform	25.0	23.1	92	66-128	
Bromomethane	25.0	28.9	116	55-144	
Carbon disulfide	25.0	25.0	100	59-134	
Carbon tetrachloride	25.0	28.8	115	72-134	
Chlorobenzene	25.0	24.6	98	72-120	
Chloroethane	25.0	29.6	118	69-136	
Chloroform	25.0	25.5	102	73-127	
Chloromethane	25.0	29.8	119	68-124	
cis-1,2-Dichloroethene	25.0	26.6	106	74-124	
cis-1,3-Dichloropropene	25.0	26.4	106	74-124	
Cyclohexane	25.0	25.7	103	65-126	
Dibromochloromethane	25.0	25.9	104	75-125	
Dichlorodifluoromethane	25.0	34.7	139	59-135	*
Ethylbenzene	25.0	25.4	102	77-123	
Isopropylbenzene	25.0	24.6	98	77-122	
Methyl acetate	25.0	24.5	98	60-140	
Methyl tert-butyl ether	25.0	26.5	106	64-127	
Methylcyclohexane	25.0	26.9	108	60-140	
Methylene Chloride	25.0	25.1	100	57-132	
m-Xylene & p-Xylene	50.0	51.3	103	76-122	
o-Xylene	25.0	26.4	106	76-122	

Column to be used to flag recovery and RPD values

FORM III 8260C

FORM III
GC/MS VOA LAB CONTROL SAMPLE RECOVERY

Lab Name: TestAmerica Buffalo Job No.: 480-47308-1

SDG No.:

Matrix: Water Level: Low Lab File ID: P2785.D

Lab ID: LCS 480-145436/4 Client ID:

COMPOUND	SPIKE ADDED (ug/L)	LCS CONCENTRATION (ug/L)	LCS % REC	QC LIMITS REC	#
Styrene	25.0	26.4	106	70-130	
Tetrachloroethene	25.0	26.5	106	74-122	
Toluene	25.0	24.4	97	80-122	
trans-1,2-Dichloroethene	25.0	26.9	108	73-127	
trans-1,3-Dichloropropene	25.0	25.2	101	72-123	
Trichloroethene	25.0	26.6	107	74-123	
Trichlorofluoromethane	25.0	28.7	115	62-152	
Vinyl chloride	25.0	29.6	119	65-133	
Xylenes, Total	75.0	77.7	104	76-122	

Column to be used to flag recovery and RPD values

FORM III 8260C

FORM III
GC/MS VOA LAB CONTROL SAMPLE RECOVERY

Lab Name: TestAmerica Buffalo Job No.: 480-47308-1

SDG No.:

Matrix: Water Level: Low Lab File ID: C33200.D

Lab ID: LCS 480-145571/4 Client ID:

COMPOUND	SPIKE ADDED (ug/L)	LCS CONCENTRATION (ug/L)	LCS % REC	QC LIMITS REC	#
1,1,1-Trichloroethane	25.0	27.3	109	73-126	
1,1,2,2-Tetrachloroethane	25.0	22.1	89	70-126	
1,1,2-Trichloro-1,2,2-trifluor oethane	50.0	60.8	122	52-148	
1,1,2-Trichloroethane	25.0	23.9	96	76-122	
1,1-Dichloroethane	25.0	26.9	107	71-129	
1,1-Dichloroethene	25.0	28.5	114	58-121	
1,2,4-Trichlorobenzene	25.0	23.1	92	70-122	
1,2-Dibromo-3-Chloropropane	25.0	19.5	78	56-134	
1,2-Dibromoethane	25.0	24.1	96	77-120	
1,2-Dichlorobenzene	25.0	22.8	91	80-124	
1,2-Dichloroethane	25.0	24.4	98	75-127	
1,2-Dichloropropane	25.0	26.2	105	76-120	
1,3-Dichlorobenzene	25.0	22.9	92	77-120	
1,4-Dichlorobenzene	25.0	22.7	91	75-120	
2-Butanone (MEK)	125	180	144	57-140	*
2-Hexanone	125	117	94	65-127	
4-Methyl-2-pentanone (MIBK)	125	117	94	71-125	
Acetone	125	130	104	56-142	
Benzene	25.0	26.7	107	71-124	
Bromodichloromethane	25.0	26.8	107	80-122	
Bromoform	25.0	26.6	106	66-128	
Bromomethane	25.0	27.7	111	55-144	
Carbon disulfide	25.0	29.0	116	59-134	
Carbon tetrachloride	25.0	28.4	114	72-134	
Chlorobenzene	25.0	24.7	99	72-120	
Chloroethane	25.0	27.9	112	69-136	
Chloroform	25.0	26.2	105	73-127	
Chloromethane	25.0	26.7	107	68-124	
cis-1,2-Dichloroethene	25.0	26.1	104	74-124	
cis-1,3-Dichloropropene	25.0	27.7	111	74-124	
Cyclohexane	25.0	31.5	126	65-126	
Dibromochloromethane	25.0	25.7	103	75-125	
Dichlorodifluoromethane	50.0	71.0	142	59-135	*
Ethylbenzene	25.0	24.7	99	77-123	
Isopropylbenzene	25.0	23.1	92	77-122	
Methyl acetate	25.0	25.5	102	60-140	
Methyl tert-butyl ether	25.0	27.8	111	64-127	
Methylcyclohexane	25.0	30.2	121	60-140	
Methylene Chloride	25.0	26.0	104	57-132	
m-Xylene & p-Xylene	50.0	50.0	100	76-122	
o-Xylene	25.0	25.2	101	76-122	

Column to be used to flag recovery and RPD values

FORM III 8260C

FORM III
GC/MS VOA LAB CONTROL SAMPLE RECOVERY

Lab Name: TestAmerica Buffalo Job No.: 480-47308-1

SDG No.:

Matrix: Water Level: Low Lab File ID: C33200.D

Lab ID: LCS 480-145571/4 Client ID:

COMPOUND	SPIKE ADDED (ug/L)	LCS CONCENTRATION (ug/L)	LCS % REC	QC LIMITS REC	#
Styrene	25.0	24.4	98	70-130	
Tetrachloroethene	25.0	26.5	106	74-122	
Toluene	25.0	24.7	99	80-122	
trans-1,2-Dichloroethene	25.0	27.0	108	73-127	
trans-1,3-Dichloropropene	25.0	24.7	99	72-123	
Trichloroethene	25.0	27.3	109	74-123	
Trichlorofluoromethane	25.0	29.6	118	62-152	
Vinyl chloride	25.0	30.2	121	65-133	
Xylenes, Total	75.0	75.2	100	76-122	

Column to be used to flag recovery and RPD values

FORM III 8260C

FORM III
GC/MS VOA LAB CONTROL SAMPLE DUPLICATE RECOVERY

Lab Name: TestAmerica Buffalo Job No.: 480-47308-1

SDG No.:

Matrix: Water Level: Low Lab File ID: C33201.D

Lab ID: LCSD 480-145571/7 Client ID:

COMPOUND	SPIKE ADDED (ug/L)	LCSD CONCENTRATION (ug/L)	LCSD % REC	% RPD	QC LIMITS RPD	QC LIMITS REC	#
1,1,1-Trichloroethane	25.0	25.9	104	5	15	73-126	
1,1,2,2-Tetrachloroethane	25.0	22.9	92	3	15	70-126	
1,1,2-Trichloro-1,2,2-trifluor oethane	50.0	55.9	112	8	20	52-148	
1,1,2-Trichloroethane	25.0	23.7	95	1	15	76-122	
1,1-Dichloroethane	25.0	25.6	103	5	20	71-129	
1,1-Dichloroethene	25.0	26.6	107	7	16	58-121	
1,2,4-Trichlorobenzene	25.0	23.6	95	2	20	70-122	
1,2-Dibromo-3-Chloropropane	25.0	20.5	82	5	15	56-134	
1,2-Dibromoethane	25.0	23.6	94	2	15	77-120	
1,2-Dichlorobenzene	25.0	22.9	91	0	20	80-124	
1,2-Dichloroethane	25.0	24.0	96	2	20	75-127	
1,2-Dichloropropane	25.0	25.1	100	4	20	76-120	
1,3-Dichlorobenzene	25.0	22.7	91	1	20	77-120	
1,4-Dichlorobenzene	25.0	22.9	91	1	20	75-120	
2-Butanone (MEK)	125	175	140	3	20	57-140	
2-Hexanone	125	116	93	1	15	65-127	
4-Methyl-2-pentanone (MIBK)	125	116	93	1	35	71-125	
Acetone	125	131	105	1	15	56-142	
Benzene	25.0	25.8	103	4	13	71-124	
Bromodichloromethane	25.0	26.3	105	2	15	80-122	
Bromoform	25.0	26.8	107	1	15	66-128	
Bromomethane	25.0	26.2	105	6	15	55-144	
Carbon disulfide	25.0	27.0	108	7	15	59-134	
Carbon tetrachloride	25.0	26.6	106	7	15	72-134	
Chlorobenzene	25.0	23.9	96	3	25	72-120	
Chloroethane	25.0	26.5	106	5	15	69-136	
Chloroform	25.0	25.2	101	4	20	73-127	
Chloromethane	25.0	25.5	102	5	15	68-124	
cis-1,2-Dichloroethene	25.0	25.4	102	3	15	74-124	
cis-1,3-Dichloropropene	25.0	27.3	109	2	15	74-124	
Cyclohexane	25.0	29.7	119	6	20	65-126	
Dibromochloromethane	25.0	25.3	101	2	15	75-125	
Dichlorodifluoromethane	50.0	64.6	129	9	20	59-135	
Ethylbenzene	25.0	23.5	94	5	15	77-123	
Isopropylbenzene	25.0	22.6	90	2	20	77-122	
Methyl acetate	25.0	25.3	101	1	20	60-140	
Methyl tert-butyl ether	25.0	27.3	109	2	37	64-127	
Methylcyclohexane	25.0	28.8	115	5	20	60-140	
Methylene Chloride	25.0	25.8	103	1	15	57-132	
m-Xylene & p-Xylene	50.0	48.1	96	4	16	76-122	
o-Xylene	25.0	23.8	95	5	16	76-122	

Column to be used to flag recovery and RPD values

FORM III 8260C

FORM III
GC/MS VOA LAB CONTROL SAMPLE DUPLICATE RECOVERY

Lab Name: TestAmerica Buffalo Job No.: 480-47308-1

SDG No.:

Matrix: Water Level: Low Lab File ID: C33201.D

Lab ID: LCSD 480-145571/7 Client ID:

COMPOUND	SPIKE ADDED (ug/L)	LCSD CONCENTRATION (ug/L)	LCSD % REC	% RPD	QC LIMITS RPD	QC LIMITS REC	#
Styrene	25.0	23.8	95	3	20	70-130	
Tetrachloroethene	25.0	25.5	102	4	20	74-122	
Toluene	25.0	23.9	95	4	15	80-122	
trans-1,2-Dichloroethene	25.0	25.9	104	4	20	73-127	
trans-1,3-Dichloropropene	25.0	24.7	99	0	15	72-123	
Trichloroethene	25.0	26.4	106	3	16	74-123	
Trichlorofluoromethane	25.0	27.5	110	7	20	62-152	
Vinyl chloride	25.0	27.8	111	8	15	65-133	
Xylenes, Total	75.0	71.9	96	4	16	76-122	

Column to be used to flag recovery and RPD values

FORM III 8260C

FORM III
GC/MS VOA MATRIX SPIKE RECOVERY

Lab Name: TestAmerica Buffalo Job No.: 480-47308-1

SDG No.:

Matrix: Water Level: Low Lab File ID: P2738.D

Lab ID: 480-47308-1 MS Client ID: MW-1 MS

COMPOUND	SPIKE ADDED (ug/L)	SAMPLE CONCENTRATION (ug/L)	MS CONCENTRATION (ug/L)	MS % REC	QC LIMITS REC	#
1,1,1-Trichloroethane	25.0	ND	32.7	131	73-126	F
1,1-Dichloroethane	25.0	2.1	30.7	115	71-129	
1,1-Dichloroethene	25.0	ND	32.6	130	58-121	F
1,2-Dichlorobenzene	25.0	ND	26.0	104	80-124	
1,3-Dichlorobenzene	25.0	ND	26.0	104	77-120	
1,4-Dichlorobenzene	25.0	ND	25.8	103	75-120	
Benzene	25.0	ND	28.4	113	71-124	
Chlorobenzene	25.0	ND	27.8	111	72-120	
Chloroethane	25.0	ND	32.4	130	69-136	
cis-1,2-Dichloroethene	25.0	19	50.1	126	74-124	F
Cyclohexane	25.0	ND	22.9	92	65-126	
Ethylbenzene	25.0	ND	29.0	116	77-123	
Methyl tert-butyl ether	25.0	ND	26.0	104	64-127	
m-Xylene & p-Xylene	50.0	ND	58.7	117	76-122	
o-Xylene	25.0	ND	30.0	120	76-122	
Tetrachloroethene	25.0	93	120	107	74-122	E
Toluene	25.0	ND	27.2	109	80-122	
trans-1,2-Dichloroethene	25.0	ND	30.8	123	73-127	
Trichloroethene	25.0	24	55.0	125	74-123	F
Vinyl chloride	25.0	ND	34.0	136	65-133	F
Xylenes, Total	75.0	ND	88.7	118	76-122	

Column to be used to flag recovery and RPD values

FORM III 8260C

FORM III
GC/MS VOA MATRIX SPIKE DUPLICATE RECOVERY

Lab Name: TestAmerica Buffalo Job No.: 480-47308-1

SDG No.:

Matrix: Water Level: Low Lab File ID: P2739.D

Lab ID: 480-47308-1 MSD Client ID: MW-1 MSD

COMPOUND	SPIKE ADDED (ug/L)	MSD CONCENTRATION (ug/L)	MSD % REC	% RPD	QC LIMITS RPD	QC LIMITS REC	#
1,1,1-Trichloroethane	25.0	31.6	126	3	15	73-126	
1,1-Dichloroethane	25.0	30.0	112	2	20	71-129	
1,1-Dichloroethene	25.0	31.8	127	3	16	58-121	F
1,2-Dichlorobenzene	25.0	26.3	105	1	20	80-124	
1,3-Dichlorobenzene	25.0	26.3	105	1	20	77-120	
1,4-Dichlorobenzene	25.0	26.0	104	1	20	75-120	
Benzene	25.0	28.1	112	1	13	71-124	
Chlorobenzene	25.0	27.9	111	0	25	72-120	
Chloroethane	25.0	30.9	124	5	15	69-136	
cis-1,2-Dichloroethene	25.0	49.2	122	2	15	74-124	
Cyclohexane	25.0	22.8	91	0	20	65-126	
Ethylbenzene	25.0	29.1	117	0	15	77-123	
Methyl tert-butyl ether	25.0	25.5	102	2	37	64-127	
m-Xylene & p-Xylene	50.0	58.6	117	0	16	76-122	
o-Xylene	25.0	30.3	121	1	16	76-122	
Tetrachloroethene	25.0	114	85	5	20	74-122	E
Toluene	25.0	27.6	110	1	15	80-122	
trans-1,2-Dichloroethene	25.0	30.6	122	1	20	73-127	
Trichloroethene	25.0	52.8	116	4	16	74-123	
Vinyl chloride	25.0	33.0	132	3	15	65-133	
Xylenes, Total	75.0	88.9	119	0	16	76-122	

Column to be used to flag recovery and RPD values

FORM III 8260C

FORM IV
GC/MS VOA METHOD BLANK SUMMARY

Lab Name: TestAmerica Buffalo Job No.: 480-47308-1

SDG No.:

Lab File ID: P2736.D Lab Sample ID: MB 480-145143/5

Matrix: Water Heated Purge:(Y/N) N

Instrument ID: HP5973P Date Analyzed: 10/15/2013 22:32

GC Column: ZB-624 (60) ID: 0.25(mm)

THIS METHOD BLANK APPLIES TO THE FOLLOWING SAMPLES:

CLIENT SAMPLE ID	LAB SAMPLE ID	LAB FILE ID	DATE ANALYZED
	LCS 480-145143/4	P2735.D	10/15/2013 22:08
MW-1	480-47308-1	P2737.D	10/15/2013 23:16
MW-1 MS	480-47308-1 MS	P2738.D	10/15/2013 23:40
MW-1 MSD	480-47308-1 MSD	P2739.D	10/16/2013 00:05
MW-2	480-47308-2	P2740.D	10/16/2013 00:29
MW-3	480-47308-3	P2741.D	10/16/2013 00:54
MW-4	480-47308-4	P2742.D	10/16/2013 01:18
MW-5	480-47308-5	P2743.D	10/16/2013 01:43
MW-10	480-47308-6	P2744.D	10/16/2013 02:08
MW-14BR	480-47308-7	P2745.D	10/16/2013 02:32
MW-18	480-47308-8	P2746.D	10/16/2013 02:57
MW-19	480-47308-9	P2747.D	10/16/2013 03:21
MW-21	480-47308-11	P2749.D	10/16/2013 04:11
PZ-5	480-47308-12	P2750.D	10/16/2013 04:35
PZ-6	480-47308-13	P2751.D	10/16/2013 05:00
PZ-7	480-47308-14	P2752.D	10/16/2013 05:25
PZ-11R	480-47308-15	P2753.D	10/16/2013 05:49
PZ-13R	480-47308-16	P2754.D	10/16/2013 06:14
PZ-18	480-47308-17	P2755.D	10/16/2013 06:38
A1-PZ-2	480-47308-19	P2756.D	10/16/2013 07:03
A2-PZ-1	480-47308-20	P2757.D	10/16/2013 07:28

FORM IV
GC/MS VOA METHOD BLANK SUMMARY

Lab Name: TestAmerica Buffalo Job No.: 480-47308-1

SDG No.:

Lab File ID: P2763.D Lab Sample ID: MB 480-145222/5

Matrix: Water Heated Purge:(Y/N) N

Instrument ID: HP5973P Date Analyzed: 10/16/2013 10:54

GC Column: ZB-624 (60) ID: 0.25(mm)

THIS METHOD BLANK APPLIES TO THE FOLLOWING SAMPLES:

CLIENT SAMPLE ID	LAB SAMPLE ID	LAB FILE ID	DATE ANALYZED
	LCS 480-145222/4	P2762.D	10/16/2013 10:29
MW-20	480-47308-10	P2764.D	10/16/2013 11:32
PZ-6 DL	480-47308-13 DL	P2765.D	10/16/2013 11:57
TRIP BLANK	480-47308-22	P2767.D	10/16/2013 12:46

FORM IV
GC/MS VOA METHOD BLANK SUMMARY

Lab Name: TestAmerica Buffalo Job No.: 480-47308-1

SDG No.:

Lab File ID: P2786.D Lab Sample ID: MB 480-145436/5

Matrix: Water Heated Purge:(Y/N) N

Instrument ID: HP5973P Date Analyzed: 10/16/2013 22:01

GC Column: ZB-624 (60) ID: 0.25(mm)

THIS METHOD BLANK APPLIES TO THE FOLLOWING SAMPLES:

CLIENT SAMPLE ID	LAB SAMPLE ID	LAB FILE ID	DATE ANALYZED
	LCS 480-145436/4	P2785.D	10/16/2013 21:37
A2-PZ-2	480-47308-21	P2788.D	10/16/2013 23:19
DUP-100313	480-47308-23	P2789.D	10/16/2013 23:43
DUP-2-100313	480-47308-24	P2790.D	10/17/2013 00:08

FORM IV
GC/MS VOA METHOD BLANK SUMMARY

Lab Name: TestAmerica Buffalo Job No.: 480-47308-1

SDG No.:

Lab File ID: C33203.D Lab Sample ID: MB 480-145571/6

Matrix: Water Heated Purge:(Y/N) N

Instrument ID: HP5973C Date Analyzed: 10/17/2013 12:29

GC Column: ZB-624 (30) ID: 0.53(mm)

THIS METHOD BLANK APPLIES TO THE FOLLOWING SAMPLES:

CLIENT SAMPLE ID	LAB SAMPLE ID	LAB FILE ID	DATE ANALYZED
	LCS 480-145571/4	C33200.D	10/17/2013 11:14
	LCSD 480-145571/7	C33201.D	10/17/2013 11:38
PZ-26	480-47616-1	C33213.D	10/17/2013 16:57
TRIP BLANK	480-47616-2	C33214.D	10/17/2013 17:22

FORM V
GC/MS VOA INSTRUMENT PERFORMANCE CHECK
BROMOFLUOROBENZENE (BFB)

Lab Name: TestAmerica Buffalo Job No.: 480-47308-1

SDG No.:

Lab File ID: C32564.D BFB Injection Date: 09/27/2013

Instrument ID: HP5973C BFB Injection Time: 10:38

Analysis Batch No.: 141514

M/E	ION ABUNDANCE CRITERIA	% RELATIVE ABUNDANCE	
50	15.0 - 40.0 % of mass 95	22.5	
75	30.0 - 60.0 % of mass 95	53.1	
95	Base Peak, 100% relative abundance	100.0	
96	5.0 - 9.0 % of mass 95	7.3	
173	Less than 2.0 % of mass 174	0.4	(0.5)1
174	50.0 - 120.00 % of mass 95	76.5	
175	5.0 - 9.0 % of mass 174	5.6	(7.4)1
176	95.0 - 101.0 % of mass 174	73.0	(95.4)1
177	5.0 - 9.0 % of mass 176	5.2	(7.1)2

1-Value is % mass 174 2-Value is % mass 176

THIS CHECK APPLIES TO THE FOLLOWING SAMPLES, MS, MSD, BLANKS AND STANDARDS:

CLIENT SAMPLE ID	LAB SAMPLE ID	LAB FILE ID	DATE ANALYZED	TIME ANALYZED
	IC 480-141514/5	C32566.D	09/27/2013	11:33
	IC 480-141514/7	C32568.D	09/27/2013	12:24
	IC 480-141514/8	C32569.D	09/27/2013	12:49
	IC 480-141514/9	C32570.D	09/27/2013	13:15
	ICIS 480-141514/10	C32571.D	09/27/2013	13:40
	IC 480-141514/11	C32572.D	09/27/2013	14:05
	IC 480-141514/12	C32573.D	09/27/2013	14:30

FORM V
GC/MS VOA INSTRUMENT PERFORMANCE CHECK
BROMOFLUOROBENZENE (BFB)

Lab Name: TestAmerica Buffalo Job No.: 480-47308-1

SDG No.:

Lab File ID: C33197.D BFB Injection Date: 10/17/2013

Instrument ID: HP5973C BFB Injection Time: 09:42

Analysis Batch No.: 145571

M/E	ION ABUNDANCE CRITERIA	% RELATIVE ABUNDANCE	
50	15.0 - 40.0 % of mass 95	20.4	
75	30.0 - 60.0 % of mass 95	49.5	
95	Base Peak, 100% relative abundance	100.0	
96	5.0 - 9.0 % of mass 95	6.9	
173	Less than 2.0 % of mass 174	0.0	(0.0)1
174	50.0 - 120.00 % of mass 95	81.2	
175	5.0 - 9.0 % of mass 174	5.8	(7.1)1
176	95.0 - 101.0 % of mass 174	79.0	(97.3)1
177	5.0 - 9.0 % of mass 176	5.6	(7.1)2

1-Value is % mass 174 2-Value is % mass 176

THIS CHECK APPLIES TO THE FOLLOWING SAMPLES, MS, MSD, BLANKS AND STANDARDS:

CLIENT SAMPLE ID	LAB SAMPLE ID	LAB FILE ID	DATE ANALYZED	TIME ANALYZED
	CCVIS 480-145571/2	C33198.D	10/17/2013	10:11
	LCS 480-145571/4	C33200.D	10/17/2013	11:14
	LCSD 480-145571/7	C33201.D	10/17/2013	11:38
	MB 480-145571/6	C33203.D	10/17/2013	12:29
PZ-26	480-47616-1	C33213.D	10/17/2013	16:57
TRIP BLANK	480-47616-2	C33214.D	10/17/2013	17:22

FORM V
GC/MS VOA INSTRUMENT PERFORMANCE CHECK
BROMOFLUOROBENZENE (BFB)

Lab Name: TestAmerica Buffalo Job No.: 480-47308-1

SDG No.:

Lab File ID: P2147.D BFB Injection Date: 09/30/2013

Instrument ID: HP5973P BFB Injection Time: 12:49

Analysis Batch No.: 143652

M/E	ION ABUNDANCE CRITERIA	% RELATIVE ABUNDANCE	
50	15.0 - 40.0 % of mass 95	16.3	
75	30.0 - 60.0 % of mass 95	48.8	
95	Base Peak, 100% relative abundance	100.0	
96	5.0 - 9.0 % of mass 95	7.1	
173	Less than 2.0 % of mass 174	0.0	(0.0)1
174	50.0 - 120.00 % of mass 95	87.3	
175	5.0 - 9.0 % of mass 174	7.1	(8.1)1
176	95.0 - 101.0 % of mass 174	87.1	(99.8)1
177	5.0 - 9.0 % of mass 176	5.6	(6.4)2

1-Value is % mass 174 2-Value is % mass 176

THIS CHECK APPLIES TO THE FOLLOWING SAMPLES, MS, MSD, BLANKS AND STANDARDS:

CLIENT SAMPLE ID	LAB SAMPLE ID	LAB FILE ID	DATE ANALYZED	TIME ANALYZED
	IC 480-143652/5	P2150.D	09/30/2013	14:14
	IC 480-143652/6	P2151.D	09/30/2013	14:39
	ICIS 480-143652/7	P2152.D	09/30/2013	15:03
	IC 480-143652/8	P2153.D	09/30/2013	15:28
	IC 480-143652/9	P2154.D	09/30/2013	15:53
	IC 480-143652/21	P2166.D	09/30/2013	21:42

FORM V
GC/MS VOA INSTRUMENT PERFORMANCE CHECK
BROMOFLUOROBENZENE (BFB)

Lab Name: TestAmerica Buffalo Job No.: 480-47308-1

SDG No.:

Lab File ID: P2732.D BFB Injection Date: 10/15/2013

Instrument ID: HP5973P BFB Injection Time: 20:37

Analysis Batch No.: 145143

M/E	ION ABUNDANCE CRITERIA	% RELATIVE ABUNDANCE	
50	15.0 - 40.0 % of mass 95	16.8	
75	30.0 - 60.0 % of mass 95	49.5	
95	Base Peak, 100% relative abundance	100.0	
96	5.0 - 9.0 % of mass 95	6.9	
173	Less than 2.0 % of mass 174	0.0	(0.0)1
174	50.0 - 120.00 % of mass 95	95.9	
175	5.0 - 9.0 % of mass 174	6.8	(7.1)1
176	95.0 - 101.0 % of mass 174	92.1	(96.0)1
177	5.0 - 9.0 % of mass 176	6.5	(7.1)2

1-Value is % mass 174 2-Value is % mass 176

THIS CHECK APPLIES TO THE FOLLOWING SAMPLES, MS, MSD, BLANKS AND STANDARDS:

CLIENT SAMPLE ID	LAB SAMPLE ID	LAB FILE ID	DATE ANALYZED	TIME ANALYZED
	CCVIS 480-145143/2	P2733.D	10/15/2013	21:05
	LCS 480-145143/4	P2735.D	10/15/2013	22:08
	MB 480-145143/5	P2736.D	10/15/2013	22:32
MW-1	480-47308-1	P2737.D	10/15/2013	23:16
MW-1 MS	480-47308-1 MS	P2738.D	10/15/2013	23:40
MW-1 MSD	480-47308-1 MSD	P2739.D	10/16/2013	00:05
MW-2	480-47308-2	P2740.D	10/16/2013	00:29
MW-3	480-47308-3	P2741.D	10/16/2013	00:54
MW-4	480-47308-4	P2742.D	10/16/2013	01:18
MW-5	480-47308-5	P2743.D	10/16/2013	01:43
MW-10	480-47308-6	P2744.D	10/16/2013	02:08
MW-14BR	480-47308-7	P2745.D	10/16/2013	02:32
MW-18	480-47308-8	P2746.D	10/16/2013	02:57
MW-19	480-47308-9	P2747.D	10/16/2013	03:21
MW-21	480-47308-11	P2749.D	10/16/2013	04:11
PZ-5	480-47308-12	P2750.D	10/16/2013	04:35
PZ-6	480-47308-13	P2751.D	10/16/2013	05:00
PZ-7	480-47308-14	P2752.D	10/16/2013	05:25
PZ-11R	480-47308-15	P2753.D	10/16/2013	05:49
PZ-13R	480-47308-16	P2754.D	10/16/2013	06:14
PZ-18	480-47308-17	P2755.D	10/16/2013	06:38
A1-PZ-2	480-47308-19	P2756.D	10/16/2013	07:03
A2-PZ-1	480-47308-20	P2757.D	10/16/2013	07:28

FORM V
GC/MS VOA INSTRUMENT PERFORMANCE CHECK
BROMOFLUOROBENZENE (BFB)

Lab Name: TestAmerica Buffalo Job No.: 480-47308-1

SDG No.:

Lab File ID: P2758.D BFB Injection Date: 10/16/2013

Instrument ID: HP5973P BFB Injection Time: 08:05

Analysis Batch No.: 145222

M/E	ION ABUNDANCE CRITERIA	% RELATIVE ABUNDANCE	
50	15.0 - 40.0 % of mass 95	17.3	
75	30.0 - 60.0 % of mass 95	48.9	
95	Base Peak, 100% relative abundance	100.0	
96	5.0 - 9.0 % of mass 95	6.9	
173	Less than 2.0 % of mass 174	0.0	(0.0)1
174	50.0 - 120.00 % of mass 95	89.9	
175	5.0 - 9.0 % of mass 174	7.0	(7.8)1
176	95.0 - 101.0 % of mass 174	86.7	(96.4)1
177	5.0 - 9.0 % of mass 176	6.4	(7.3)2

1-Value is % mass 174 2-Value is % mass 176

THIS CHECK APPLIES TO THE FOLLOWING SAMPLES, MS, MSD, BLANKS AND STANDARDS:

CLIENT SAMPLE ID	LAB SAMPLE ID	LAB FILE ID	DATE ANALYZED	TIME ANALYZED
	CCVIS 480-145222/6	P2760.D	10/16/2013	09:19
	LCS 480-145222/4	P2762.D	10/16/2013	10:29
	MB 480-145222/5	P2763.D	10/16/2013	10:54
MW-20	480-47308-10	P2764.D	10/16/2013	11:32
PZ-6 DL	480-47308-13 DL	P2765.D	10/16/2013	11:57
TRIP BLANK	480-47308-22	P2767.D	10/16/2013	12:46

FORM V
GC/MS VOA INSTRUMENT PERFORMANCE CHECK
BROMOFLUOROBENZENE (BFB)

Lab Name: TestAmerica Buffalo Job No.: 480-47308-1

SDG No.:

Lab File ID: P2782.D BFB Injection Date: 10/16/2013

Instrument ID: HP5973P BFB Injection Time: 20:03

Analysis Batch No.: 145436

M/E	ION ABUNDANCE CRITERIA	% RELATIVE ABUNDANCE	
50	15.0 - 40.0 % of mass 95	16.7	
75	30.0 - 60.0 % of mass 95	48.6	
95	Base Peak, 100% relative abundance	100.0	
96	5.0 - 9.0 % of mass 95	6.9	
173	Less than 2.0 % of mass 174	0.0	(0.0)1
174	50.0 - 120.00 % of mass 95	91.7	
175	5.0 - 9.0 % of mass 174	7.4	(8.1)1
176	95.0 - 101.0 % of mass 174	88.4	(96.4)1
177	5.0 - 9.0 % of mass 176	5.4	(6.1)2

1-Value is % mass 174 2-Value is % mass 176

THIS CHECK APPLIES TO THE FOLLOWING SAMPLES, MS, MSD, BLANKS AND STANDARDS:

CLIENT SAMPLE ID	LAB SAMPLE ID	LAB FILE ID	DATE ANALYZED	TIME ANALYZED
	CCVIS 480-145436/2	P2783.D	10/16/2013	20:31
	LCS 480-145436/4	P2785.D	10/16/2013	21:37
	MB 480-145436/5	P2786.D	10/16/2013	22:01
A2-PZ-2	480-47308-21	P2788.D	10/16/2013	23:19
DUP-100313	480-47308-23	P2789.D	10/16/2013	23:43
DUP-2-100313	480-47308-24	P2790.D	10/17/2013	00:08

FORM VIII
GC/MS VOA INTERNAL STANDARD AREA AND RETENTION TIME SUMMARY

Lab Name: TestAmerica Buffalo Job No.: 480-47308-1

SDG No.:

Sample No.: ICIS 480-141514/10 Date Analyzed: 09/27/2013 13:40

Instrument ID: HP5973C GC Column: ZB-624 (30) ID: 0.53(mm)

Lab File ID (Standard): C32571.D Heated Purge: (Y/N) N

Calibration ID: 15648

		DFB		CBZ		DCB	
		AREA #	RT #	AREA #	RT #	AREA #	RT #
INITIAL CALIBRATION MID-POINT		435495	9.42	235373	11.79	211565	13.82
UPPER LIMIT		870990	9.92	470746	12.29	423130	14.32
LOWER LIMIT		217748	8.92	117687	11.29	105783	13.32
LAB SAMPLE ID	CLIENT SAMPLE ID						
CCVIS 480-145571/2		339035	9.42	199276	11.79	188289	13.80

DFB = 1,4-Difluorobenzene
CBZ = Chlorobenzene-d5
DCB = 1,4-Dichlorobenzene-d4

Area Limit = 50%-200% of internal standard area
RT Limit = ± 0.5 minutes of internal standard RT

Column used to flag values outside QC limits

FORM VIII 8260C

FORM VIII
GC/MS VOA INTERNAL STANDARD AREA AND RETENTION TIME SUMMARY

Lab Name: TestAmerica Buffalo Job No.: 480-47308-1

SDG No.:

Sample No.: CCVIS 480-145571/2 Date Analyzed: 10/17/2013 10:11

Instrument ID: HP5973C GC Column: ZB-624 (30) ID: 0.53(mm)

Lab File ID (Standard): C33198.D Heated Purge: (Y/N) N

Calibration ID: 15648

		DFB		CBZ		DCB	
		AREA #	RT #	AREA #	RT #	AREA #	RT #
12/24 HOUR STD		339035	9.42	199276	11.79	188289	13.80
UPPER LIMIT		678070	9.92	398552	12.29	376578	14.30
LOWER LIMIT		169518	8.92	99638	11.29	94145	13.30
LAB SAMPLE ID	CLIENT SAMPLE ID						
LCS 480-145571/4		334410	9.42	198688	11.80	193487	13.82
LCSD 480-145571/7		341292	9.42	204035	11.79	193874	13.80
MB 480-145571/6		356683	9.42	203488	11.79	204259	13.80
480-47616-1	PZ-26	337382	9.42	200594	11.79	197867	13.80
480-47616-2	TRIP BLANK	343939	9.42	200931	11.79	198329	13.80

DFB = 1,4-Difluorobenzene
CBZ = Chlorobenzene-d5
DCB = 1,4-Dichlorobenzene-d4

Area Limit = 50%-200% of internal standard area
RT Limit = ± 0.5 minutes of internal standard RT

Column used to flag values outside QC limits

FORM VIII 8260C

FORM VIII
GC/MS VOA INTERNAL STANDARD AREA AND RETENTION TIME SUMMARY

Lab Name: TestAmerica Buffalo Job No.: 480-47308-1

SDG No.:

Sample No.: ICIS 480-143652/7 Date Analyzed: 09/30/2013 15:03

Instrument ID: HP5973P GC Column: ZB-624 (60) ID: 0.25(mm)

Lab File ID (Standard): P2152.D Heated Purge: (Y/N) N

Calibration ID: 15770

		DFB		CBZ		DCB	
		AREA #	RT #	AREA #	RT #	AREA #	RT #
INITIAL CALIBRATION MID-POINT		203409	7.82	113453	11.57	130615	14.73
UPPER LIMIT		406818	8.32	226906	12.07	261230	15.23
LOWER LIMIT		101705	7.32	56727	11.07	65308	14.23
LAB SAMPLE ID	CLIENT SAMPLE ID						
CCVIS 480-145143/2		161289	7.82	91001	11.57	117059	14.73
CCVIS 480-145222/6		152061	7.82	90815	11.57	114699	14.73
CCVIS 480-145436/2		152630	7.83	91598	11.57	117316	14.73

DFB = 1,4-Difluorobenzene
CBZ = Chlorobenzene-d5
DCB = 1,4-Dichlorobenzene-d4

Area Limit = 50%-200% of internal standard area
RT Limit = ± 0.5 minutes of internal standard RT

Column used to flag values outside QC limits

FORM VIII 8260C

FORM VIII
GC/MS VOA INTERNAL STANDARD AREA AND RETENTION TIME SUMMARY

Lab Name: TestAmerica Buffalo Job No.: 480-47308-1

SDG No.:

Sample No.: CCVIS 480-145143/2 Date Analyzed: 10/15/2013 21:05

Instrument ID: HP5973P GC Column: ZB-624 (60) ID: 0.25(mm)

Lab File ID (Standard): P2733.D Heated Purge: (Y/N) N

Calibration ID: 15771

		DFB		CBZ		DCB	
		AREA #	RT #	AREA #	RT #	AREA #	RT #
12/24 HOUR STD		161289	7.82	91001	11.57	117059	14.73
UPPER LIMIT		322578	8.32	182002	12.07	234118	15.23
LOWER LIMIT		80645	7.32	45501	11.07	58530	14.23
LAB SAMPLE ID	CLIENT SAMPLE ID						
LCS 480-145143/4		165733	7.82	92712	11.57	119763	14.73
MB 480-145143/5		157655	7.82	86193	11.57	106126	14.73
480-47308-1	MW-1	151217	7.82	83023	11.57	99458	14.73
480-47308-1 MS	MW-1 MS	148373	7.82	86857	11.57	113780	14.73
480-47308-1 MSD	MW-1 MSD	163252	7.82	93583	11.57	119094	14.73
480-47308-2	MW-2	158733	7.82	86702	11.57	104184	14.73
480-47308-3	MW-3	149205	7.82	81790	11.57	98565	14.73
480-47308-4	MW-4	140535	7.82	78126	11.57	93921	14.73
480-47308-5	MW-5	134002	7.82	75592	11.57	90580	14.73
480-47308-6	MW-10	130967	7.82	73627	11.57	87159	14.73
480-47308-7	MW-14BR	127186	7.82	71085	11.57	85999	14.73
480-47308-8	MW-18	126464	7.82	71469	11.56	84988	14.73
480-47308-9	MW-19	116772	7.82	67521	11.57	80487	14.73
480-47308-11	MW-21	116279	7.82	66010	11.57	80055	14.73
480-47308-12	PZ-5	115247	7.82	66358	11.57	79147	14.73
480-47308-13	PZ-6	114880	7.82	66071	11.57	78439	14.73
480-47308-14	PZ-7	113998	7.82	64494	11.57	77578	14.73
480-47308-15	PZ-11R	113739	7.82	66659	11.57	78045	14.73
480-47308-16	PZ-13R	117742	7.82	68170	11.57	80105	14.73
480-47308-17	PZ-18	114142	7.82	66254	11.57	78039	14.73
480-47308-19	A1-PZ-2	110330	7.82	66116	11.57	77469	14.73
480-47308-20	A2-PZ-1	109967	7.82	62950	11.57	75856	14.73

DFB = 1,4-Difluorobenzene
CBZ = Chlorobenzene-d5
DCB = 1,4-Dichlorobenzene-d4

Area Limit = 50%-200% of internal standard area
RT Limit = ± 0.5 minutes of internal standard RT

Column used to flag values outside QC limits

FORM VIII 8260C

FORM VIII
GC/MS VOA INTERNAL STANDARD AREA AND RETENTION TIME SUMMARY

Lab Name: TestAmerica Buffalo Job No.: 480-47308-1

SDG No.:

Sample No.: CCVIS 480-145222/6 Date Analyzed: 10/16/2013 09:19

Instrument ID: HP5973P GC Column: ZB-624 (60) ID: 0.25(mm)

Lab File ID (Standard): P2760.D Heated Purge: (Y/N) N

Calibration ID: 15771

		DFB		CBZ		DCB	
		AREA #	RT #	AREA #	RT #	AREA #	RT #
12/24 HOUR STD		152061	7.82	90815	11.57	114699	14.73
UPPER LIMIT		304122	8.32	181630	12.07	229398	15.23
LOWER LIMIT		76031	7.32	45408	11.07	57350	14.23
LAB SAMPLE ID	CLIENT SAMPLE ID						
LCS 480-145222/4		155557	7.82	91666	11.56	118810	14.73
MB 480-145222/5		149285	7.83	84222	11.57	99389	14.73
480-47308-10	MW-20	135527	7.82	75795	11.57	92586	14.73
480-47308-13 DL	PZ-6 DL	123048	7.82	71660	11.57	84123	14.73
480-47308-22	TRIP BLANK	115319	7.82	68044	11.57	80733	14.73

DFB = 1,4-Difluorobenzene
CBZ = Chlorobenzene-d5
DCB = 1,4-Dichlorobenzene-d4

Area Limit = 50%-200% of internal standard area
RT Limit = ± 0.5 minutes of internal standard RT

Column used to flag values outside QC limits

FORM VIII 8260C

FORM VIII
GC/MS VOA INTERNAL STANDARD AREA AND RETENTION TIME SUMMARY

Lab Name: TestAmerica Buffalo Job No.: 480-47308-1

SDG No.:

Sample No.: CCVIS 480-145436/2 Date Analyzed: 10/16/2013 20:31

Instrument ID: HP5973P GC Column: ZB-624 (60) ID: 0.25(mm)

Lab File ID (Standard): P2783.D Heated Purge: (Y/N) N

Calibration ID: 15771

		DFB		CBZ		DCB	
		AREA #	RT #	AREA #	RT #	AREA #	RT #
12/24 HOUR STD		152630	7.83	91598	11.57	117316	14.73
UPPER LIMIT		305260	8.33	183196	12.07	234632	15.23
LOWER LIMIT		76315	7.33	45799	11.07	58658	14.23
LAB SAMPLE ID	CLIENT SAMPLE ID						
LCS 480-145436/4		157871	7.82	92859	11.57	119768	14.73
MB 480-145436/5		153930	7.82	86192	11.57	104091	14.73
480-47308-21	A2-PZ-2	134830	7.82	77377	11.57	93889	14.73
480-47308-23	DUP-100313	130865	7.82	74724	11.57	89551	14.73
480-47308-24	DUP-2-100313	122165	7.82	71118	11.57	85048	14.73

DFB = 1,4-Difluorobenzene
CBZ = Chlorobenzene-d5
DCB = 1,4-Dichlorobenzene-d4

Area Limit = 50%-200% of internal standard area
RT Limit = ± 0.5 minutes of internal standard RT

Column used to flag values outside QC limits

FORM VIII 8260C

FORM I
GC/MS VOA ORGANICS ANALYSIS DATA SHEET

Lab Name: TestAmerica Buffalo | Job No.: 480-47308-1

SDG No.:

Client Sample ID: MW-1 | Lab Sample ID: 480-47308-1

Matrix: Water | Lab File ID: P2737.D

Analysis Method: 8260C | Date Collected: 10/03/2013 15:15

Sample wt/vol: 5(mL) | Date Analyzed: 10/15/2013 23:16

Soil Aliquot Vol: | Dilution Factor: 1

Soil Extract Vol.: | GC Column: ZB-624 (60) ID: 0.25(mm)

% Moisture: | Level: (low/med) Low

Analysis Batch No.: 145143 | Units: ug/L

CAS NO.	COMPOUND NAME	RESULT	Q	RL	MDL
71-55-6	1,1,1-Trichloroethane	ND		1.0	0.82
79-34-5	1,1,2,2-Tetrachloroethane	ND		1.0	0.21
76-13-1	1,1,2-Trichloro-1,2,2-trifluoroethane	ND		1.0	0.31
79-00-5	1,1,2-Trichloroethane	ND		1.0	0.23
75-34-3	1,1-Dichloroethane	2.1		1.0	0.38
75-35-4	1,1-Dichloroethene	ND		1.0	0.29
120-82-1	1,2,4-Trichlorobenzene	ND		1.0	0.41
96-12-8	1,2-Dibromo-3-Chloropropane	ND		1.0	0.39
106-93-4	1,2-Dibromoethane	ND		1.0	0.73
95-50-1	1,2-Dichlorobenzene	ND		1.0	0.79
107-06-2	1,2-Dichloroethane	ND		1.0	0.21
78-87-5	1,2-Dichloropropane	ND		1.0	0.72
541-73-1	1,3-Dichlorobenzene	ND		1.0	0.78
106-46-7	1,4-Dichlorobenzene	ND		1.0	0.84
78-93-3	2-Butanone (MEK)	ND		10	1.3
591-78-6	2-Hexanone	ND		5.0	1.2
108-10-1	4-Methyl-2-pentanone (MIBK)	ND		5.0	2.1
67-64-1	Acetone	ND		10	3.0
71-43-2	Benzene	ND		1.0	0.41
75-27-4	Bromodichloromethane	ND		1.0	0.39
75-25-2	Bromoform	ND		1.0	0.26
74-83-9	Bromomethane	ND		1.0	0.69
75-15-0	Carbon disulfide	ND		1.0	0.19
56-23-5	Carbon tetrachloride	ND		1.0	0.27
108-90-7	Chlorobenzene	ND		1.0	0.75
75-00-3	Chloroethane	ND		1.0	0.32
67-66-3	Chloroform	ND		1.0	0.34
74-87-3	Chloromethane	ND		1.0	0.35
156-59-2	cis-1,2-Dichloroethene	19		1.0	0.81
10061-01-5	cis-1,3-Dichloropropene	ND		1.0	0.36
110-82-7	Cyclohexane	ND		1.0	0.18
124-48-1	Dibromochloromethane	ND		1.0	0.32
75-71-8	Dichlorodifluoromethane	ND		1.0	0.68
100-41-4	Ethylbenzene	ND		1.0	0.74
98-82-8	Isopropylbenzene	ND		1.0	0.79

FORM I
GC/MS VOA ORGANICS ANALYSIS DATA SHEET

Lab Name: TestAmerica Buffalo | Job No.: 480-47308-1

SDG No.:

Client Sample ID: MW-1 | Lab Sample ID: 480-47308-1

Matrix: Water | Lab File ID: P2737.D

Analysis Method: 8260C | Date Collected: 10/03/2013 15:15

Sample wt/vol: 5(mL) | Date Analyzed: 10/15/2013 23:16

Soil Aliquot Vol: | Dilution Factor: 1

Soil Extract Vol.: | GC Column: ZB-624 (60) ID: 0.25(mm)

% Moisture: | Level: (low/med) Low

Analysis Batch No.: 145143 | Units: ug/L

CAS NO.	COMPOUND NAME	RESULT	Q	RL	MDL
79-20-9	Methyl acetate	ND		1.0	0.50
1634-04-4	Methyl tert-butyl ether	ND		1.0	0.16
108-87-2	Methylcyclohexane	ND		1.0	0.16
75-09-2	Methylene Chloride	ND		1.0	0.44
179601-23-1	m-Xylene & p-Xylene	ND		1.0	0.66
95-47-6	o-Xylene	ND		1.0	0.76
100-42-5	Styrene	ND		1.0	0.73
127-18-4	Tetrachloroethene	93		1.0	0.36
108-88-3	Toluene	ND		1.0	0.51
156-60-5	trans-1,2-Dichloroethene	ND		1.0	0.90
10061-02-6	trans-1,3-Dichloropropene	ND		1.0	0.37
79-01-6	Trichloroethene	24		1.0	0.46
75-69-4	Trichlorofluoromethane	ND		1.0	0.88
75-01-4	Vinyl chloride	ND		1.0	0.90
1330-20-7	Xylenes, Total	ND		1.0	0.66

CAS NO.	SURROGATE	%REC	Q	LIMITS
17060-07-0	1,2-Dichloroethane-d4 (Surr)	99		66-137
460-00-4	4-Bromofluorobenzene (Surr)	101		73-120
2037-26-5	Toluene-d8 (Surr)	96		71-126

TestAmerica Buffalo
Target Compound Quantitation Report

Data File: \\Bufchrom\ChromData\HP5973P\20131015-26241.b\P2737.D
Lims ID: 480-47308-A-1 Lab Sample ID:
Client ID: MW-1
Sample Type: Client
Inject. Date: 15-Oct-2013 23:16:30 ALS Bottle#: 1 Worklist Smp#: 6
Purge Vol: 5.000 mL Dil. Factor: 1.0000
Sample Info: 480-47308-A-1
Misc. Info.: 480-0026241-006 =480-0026241-006
Operator ID: CDC Instrument ID: HP5973P

Method: \\Bufchrom\ChromData\HP5973P\20131015-26241.b\P-8260H2O.m
Limit Group: MV - 8260C ICAL
Last Update: 16-Oct-2013 05:25:33 Calib Date: 30-Sep-2013 22:31:30
Integrator: RTE ID Type: Deconvolution ID
Quant Method: Internal Standard Quant By: Initial Calibration
Last ICal File: \\Bufchrom\ChromData\HP5973P\20130930-25739.b\P2168.D

Column 1 : ZB-624 (0.25 mm) Detector MS SCAN
Process Host: XAWRK010

First Level Reviewer: quirkp Date: 16-Oct-2013 07:47:18

Compound	Sig	RT (min.)	Adj RT (min.)	Dlt RT (min.)	Q	Response	On-Col Amt ug/L	Flags
* 1 1,4-Difluorobenzene	114	7.819	7.819	0.0	91	151217	25.0	
* 2 Chlorobenzene-d5	82	11.567	11.567	0.0	76	83023	25.0	
* 3 1,4-Dichlorobenzene-d4	152	14.730	14.730	0.0	92	99458	25.0	
$ 4 1,2-Dichloroethane-d4 (Surr)	67	7.381	7.381	0.0	58	34215	24.8	
$ 5 Toluene-d8 (Surr)	98	9.632	9.626	0.006	90	186638	24.1	
$ 6 4-Bromofluorobenzene (Surr)	174	13.191	13.185	0.006	90	70632	25.2	
10 Dichlorodifluoromethane	85		2.678					
11 Chloromethane	50		2.891					
17 Vinyl chloride	62		3.074					
12 Bromomethane	94		3.482					
13 Chloroethane	64		3.579					
14 Trichlorofluoromethane	101		3.926					
16 1,1,2-Trichloro-1,2,2-trifluoroe	101		4.461					
25 1,1-Dichloroethene	96		4.479					
24 Acetone	43		4.546					
27 Carbon disulfide	76		4.771					
30 Methyl acetate	43		4.875					
31 Methylene Chloride	84		5.039					
32 Methyl tert-butyl ether	73		5.270					
35 trans-1,2-Dichloroethene	96		5.313					
40 1,1-Dichloroethane	63	5.799	5.793	0.006	17	10060	2.08	
44 2-Butanone (MEK)	43		6.426					
43 cis-1,2-Dichloroethene	96	6.450	6.444	0.006	64	56184	18.7	
49 Chloroform	83		6.791					
52 1,1,1-Trichloroethane	97		6.998					
54 Cyclohexane	56		7.046					
55 Carbon tetrachloride	117		7.174					
57 Benzene	78		7.424					
60 1,2-Dichloroethane	62		7.472					
62 Trichloroethene	95	8.154	8.154	0.0	88	64739	23.8	
64 Methylcyclohexane	83		8.348					

Compound	Sig	RT (min.)	Adj RT (min.)	Dlt RT (min.)	Q	Response	On-Col Amt ug/L	Flags
63 1,2-Dichloropropane	63		8.452					
70 Dichlorobromomethane	83		8.786					
73 cis-1,3-Dichloropropene	75		9.310					
75 4-Methyl-2-pentanone (MIBK)	43		9.450					
76 Toluene	92		9.711					
78 trans-1,3-Dichloropropene	75		10.009					
79 1,1,2-Trichloroethane	83		10.271					
80 Tetrachloroethene	166	10.423	10.423	0.0	92	305860	93.2	
83 2-Hexanone	43		10.520					
81 Chlorodibromomethane	129		10.824					
85 Ethylene Dibromide	107		10.995					
87 Chlorobenzene	112		11.603					
89 Ethylbenzene	91		11.694					
90 m-Xylene & p-Xylene	106		11.853					
93 o-Xylene	106		12.424					
94 Styrene	104		12.449					
92 Bromoform	173		12.802					
95 Isopropylbenzene	105		12.911					
97 1,1,2,2-Tetrachloroethane	83		13.398					
110 1,3-Dichlorobenzene	146		14.645					
111 1,4-Dichlorobenzene	146		14.760					
116 1,2-Dichlorobenzene	146		15.253					
117 1,2-Dibromo-3-Chloropropane	75		16.245					
119 1,2,4-Trichlorobenzene	180		17.188					
S 126 Xylenes, Total	1		30.000					

Report Date: 16-Oct-2013 07:47:18 Chrom Revision: 2.1 30-Sep-2013 13:45:28

TestAmerica Buffalo

Data File:	\\Bufchrom\ChromData\HP5973P\20131015-26241.b\P2737.D				
Injection Date:	15-Oct-2013 23:16:30	Instrument ID:	HP5973P	Operator ID:	CDC
Lims ID:	480-47308-A-1	Lab Sample ID:		Worklist Smp#:	6
Client ID:	MW-1				
Purge Vol:	5.000 mL	Dil. Factor:	1.0000	ALS Bottle#:	1
Method:	P-8260H2O	Limit Group:	MV - 8260C ICAL		

Column: ZB-624 (0.25 mm)

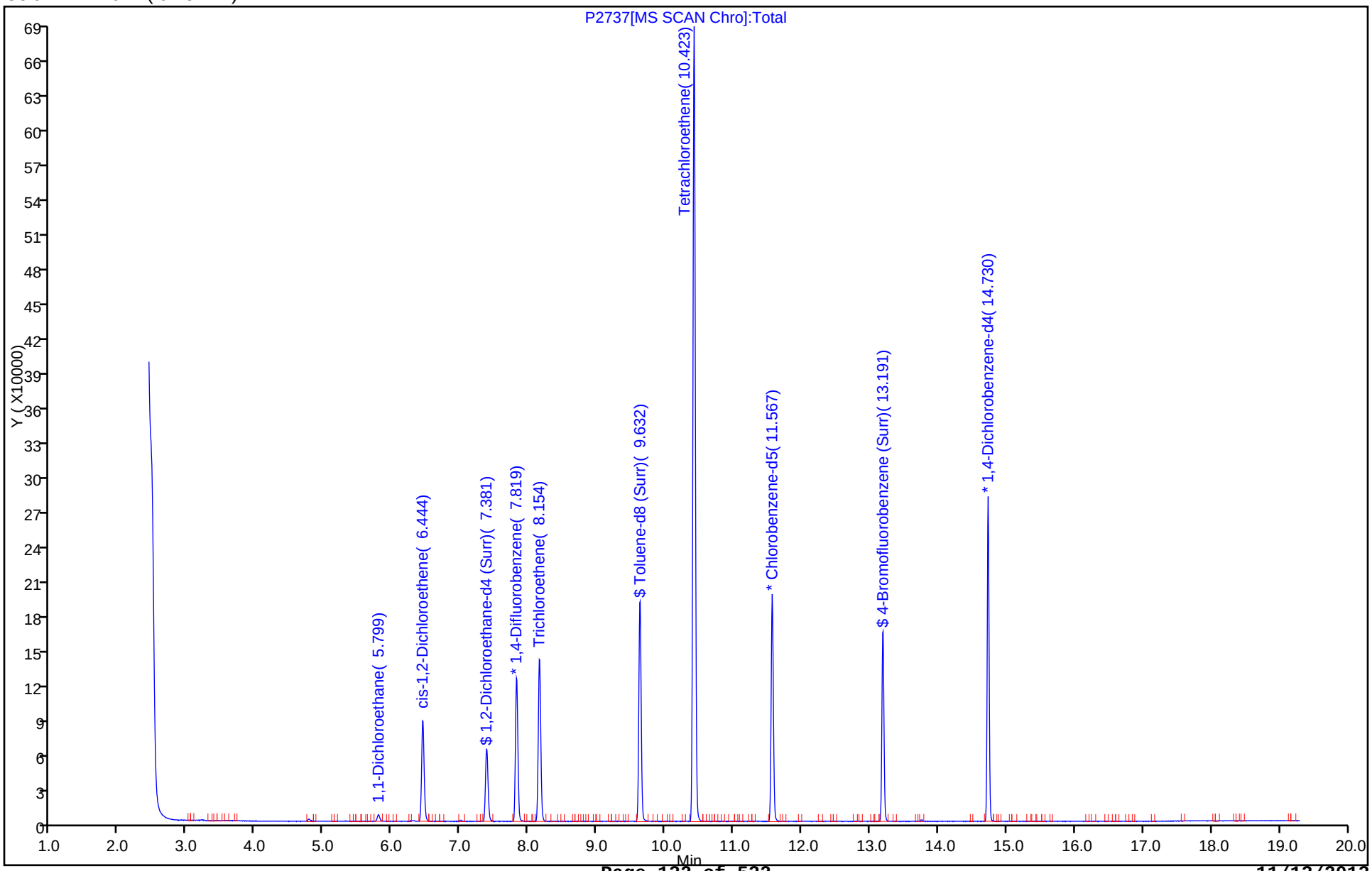

Report Date: 16-Oct-2013 07:47:18 Chrom Revision: 2.1 30-Sep-2013 13:45:28

TestAmerica Buffalo

Data File:	\\Bufchrom\ChromData\HP5973P\20131015-26241.b\P2737.D				
Injection Date:	15-Oct-2013 23:16:30	Instrument ID:	HP5973P		
Lims ID:	480-47308-A-1	Lab Sample ID:			
Client ID:	MW-1				
Operator ID:	CDC	ALS Bottle#:	1	Worklist Smp#:	6
Purge Vol:	5.000 mL	Dil. Factor:	1.0000		
Method:	P-8260H2O	Limit Group:	MV - 8260C ICAL		
Column:	ZB-624 (0.25 mm)	Detector	MS SCAN		

40 1,1-Dichloroethane, CAS: 75-34-3

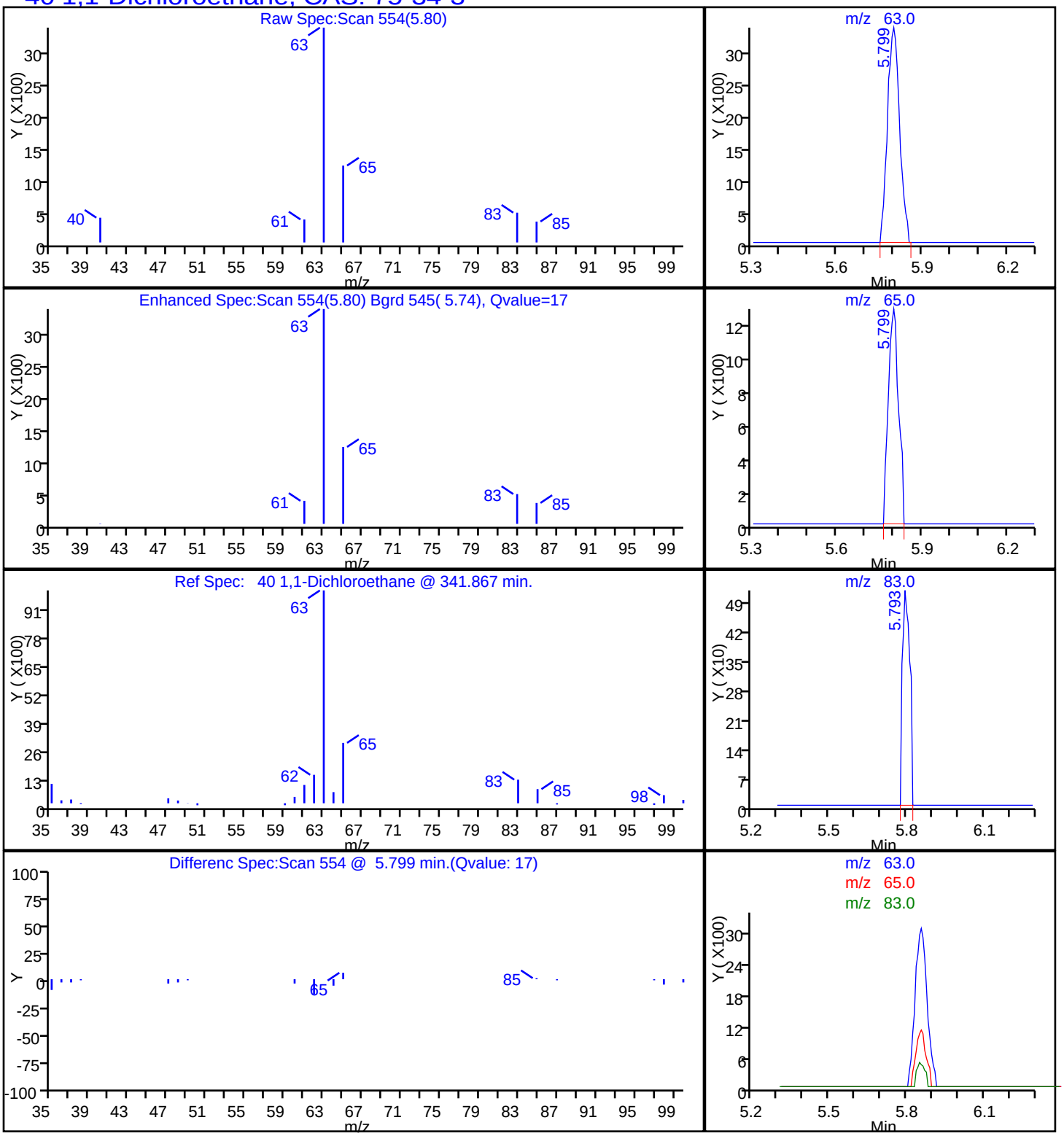

Report Date: 16-Oct-2013 07:47:19 Chrom Revision: 2.1 30-Sep-2013 13:45:28

TestAmerica Buffalo

Data File:	\\Bufchrom\ChromData\HP5973P\20131015-26241.b\P2737.D				
Injection Date:	15-Oct-2013 23:16:30	Instrument ID:	HP5973P		
Lims ID:	480-47308-A-1	Lab Sample ID:			
Client ID:	MW-1				
Operator ID:	CDC	ALS Bottle#:	1	Worklist Smp#:	6
Purge Vol:	5.000 mL	Dil. Factor:	1.0000		
Method:	P-8260H2O	Limit Group:	MV - 8260C ICAL		
Column:	ZB-624 (0.25 mm)	Detector	MS SCAN		

43 cis-1,2-Dichloroethene, CAS: 156-59-2

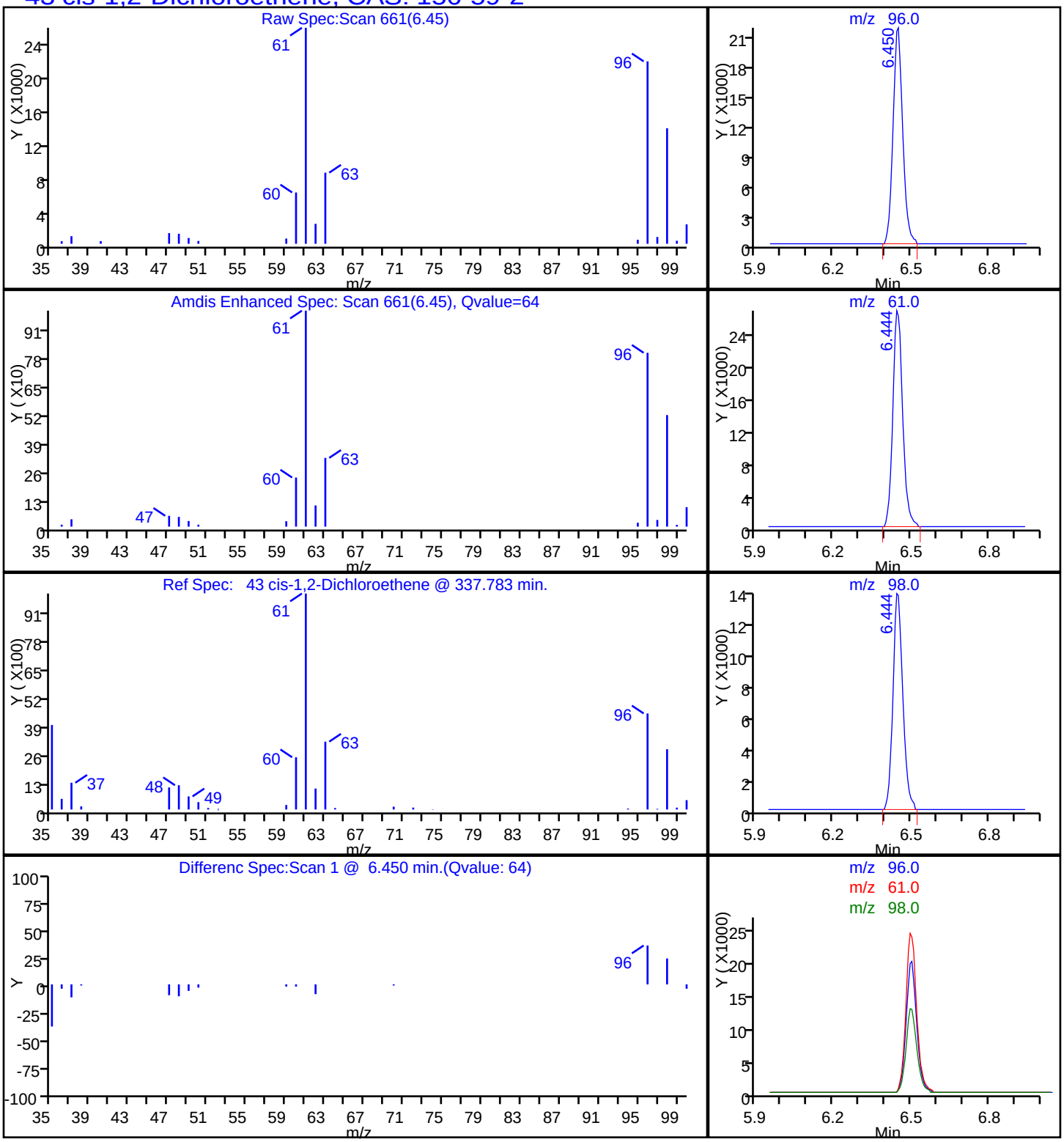

Report Date: 16-Oct-2013 07:47:19 Chrom Revision: 2.1 30-Sep-2013 13:45:28

TestAmerica Buffalo

Data File:	\\Bufchrom\ChromData\HP5973P\20131015-26241.b\P2737.D				
Injection Date:	15-Oct-2013 23:16:30	Instrument ID:	HP5973P		
Lims ID:	480-47308-A-1	Lab Sample ID:			
Client ID:	MW-1				
Operator ID:	CDC	ALS Bottle#:	1	Worklist Smp#:	6
Purge Vol:	5.000 mL	Dil. Factor:	1.0000		
Method:	P-8260H2O	Limit Group:	MV - 8260C ICAL		
Column:	ZB-624 (0.25 mm)	Detector	MS SCAN		

80 Tetrachloroethene, CAS: 127-18-4

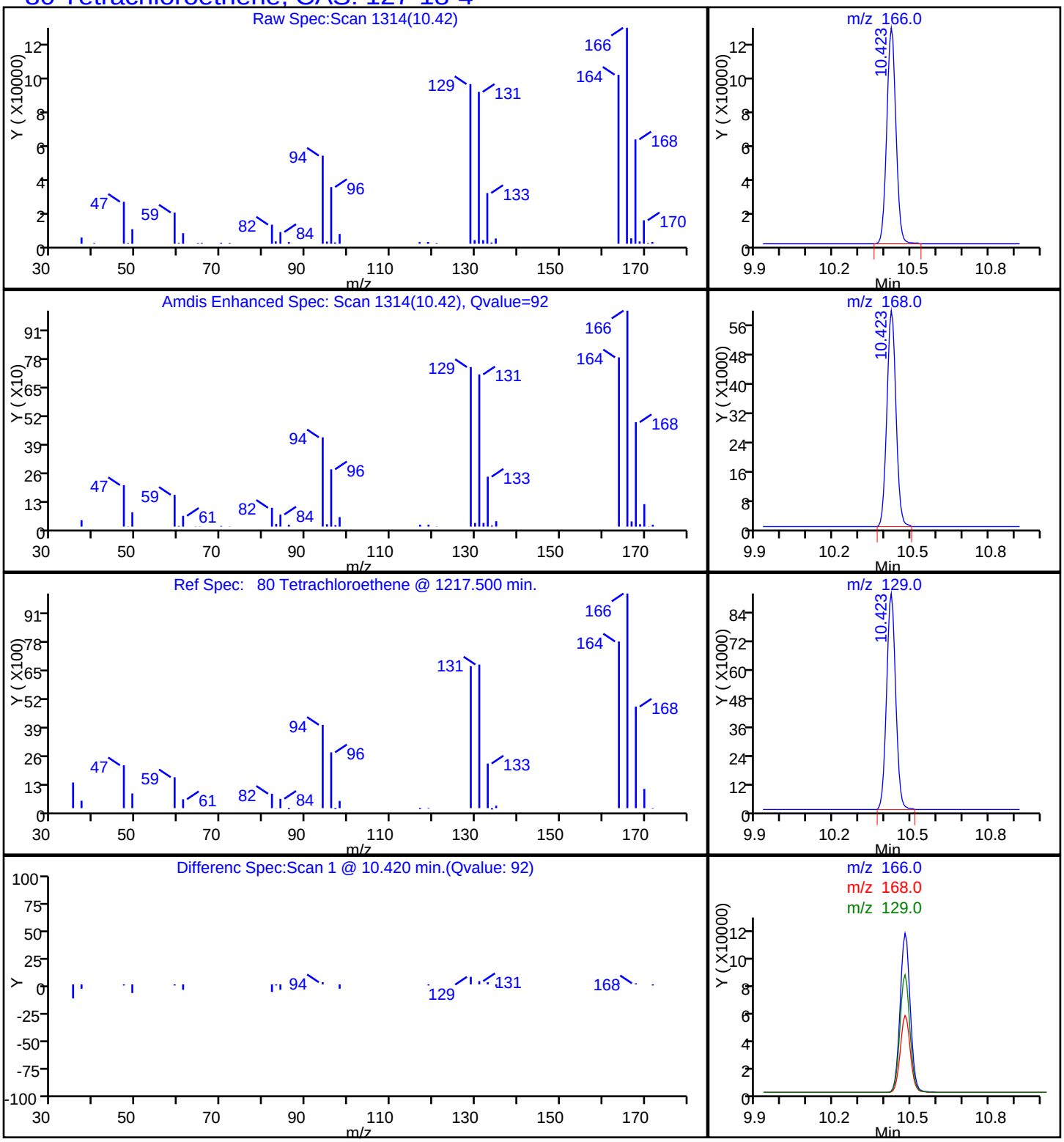

Report Date: 16-Oct-2013 07:47:19 Chrom Revision: 2.1 30-Sep-2013 13:45:28

TestAmerica Buffalo

Data File:	\\Bufchrom\ChromData\HP5973P\20131015-26241.b\P2737.D				
Injection Date:	15-Oct-2013 23:16:30	Instrument ID:	HP5973P		
Lims ID:	480-47308-A-1	Lab Sample ID:			
Client ID:	MW-1				
Operator ID:	CDC	ALS Bottle#:	1	Worklist Smp#:	6
Purge Vol:	5.000 mL	Dil. Factor:	1.0000		
Method:	P-8260H2O	Limit Group:	MV - 8260C ICAL		
Column:	ZB-624 (0.25 mm)	Detector	MS SCAN		

62 Trichloroethene, CAS: 79-01-6

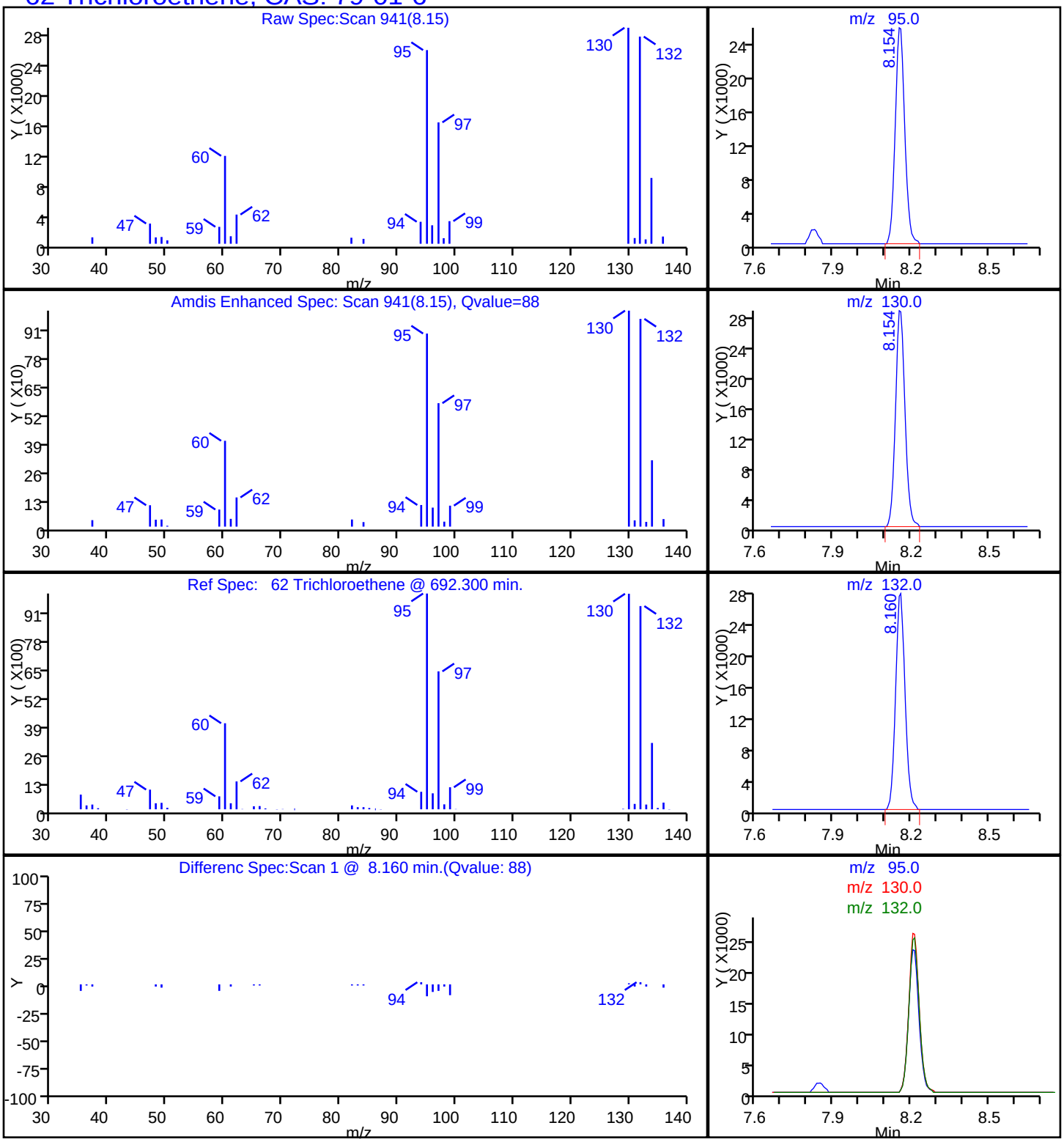

FORM I
GC/MS VOA ORGANICS ANALYSIS DATA SHEET

Lab Name: TestAmerica Buffalo | Job No.: 480-47308-1

SDG No.:

Client Sample ID: MW-2 | Lab Sample ID: 480-47308-2

Matrix: Water | Lab File ID: P2740.D

Analysis Method: 8260C | Date Collected: 10/03/2013 16:28

Sample wt/vol: 5(mL) | Date Analyzed: 10/16/2013 00:29

Soil Aliquot Vol: | Dilution Factor: 1

Soil Extract Vol.: | GC Column: ZB-624 (60) ID: 0.25(mm)

% Moisture: | Level: (low/med) Low

Analysis Batch No.: 145143 | Units: ug/L

CAS NO.	COMPOUND NAME	RESULT	Q	RL	MDL
71-55-6	1,1,1-Trichloroethane	ND		1.0	0.82
79-34-5	1,1,2,2-Tetrachloroethane	ND		1.0	0.21
76-13-1	1,1,2-Trichloro-1,2,2-trifluoroethane	ND		1.0	0.31
79-00-5	1,1,2-Trichloroethane	ND		1.0	0.23
75-34-3	1,1-Dichloroethane	4.7		1.0	0.38
75-35-4	1,1-Dichloroethene	ND		1.0	0.29
120-82-1	1,2,4-Trichlorobenzene	ND		1.0	0.41
96-12-8	1,2-Dibromo-3-Chloropropane	ND		1.0	0.39
106-93-4	1,2-Dibromoethane	ND		1.0	0.73
95-50-1	1,2-Dichlorobenzene	ND		1.0	0.79
107-06-2	1,2-Dichloroethane	ND		1.0	0.21
78-87-5	1,2-Dichloropropane	ND		1.0	0.72
541-73-1	1,3-Dichlorobenzene	ND		1.0	0.78
106-46-7	1,4-Dichlorobenzene	ND		1.0	0.84
78-93-3	2-Butanone (MEK)	ND		10	1.3
591-78-6	2-Hexanone	ND		5.0	1.2
108-10-1	4-Methyl-2-pentanone (MIBK)	ND		5.0	2.1
67-64-1	Acetone	ND		10	3.0
71-43-2	Benzene	ND		1.0	0.41
75-27-4	Bromodichloromethane	ND		1.0	0.39
75-25-2	Bromoform	ND		1.0	0.26
74-83-9	Bromomethane	ND		1.0	0.69
75-15-0	Carbon disulfide	ND		1.0	0.19
56-23-5	Carbon tetrachloride	ND		1.0	0.27
108-90-7	Chlorobenzene	ND		1.0	0.75
75-00-3	Chloroethane	ND		1.0	0.32
67-66-3	Chloroform	ND		1.0	0.34
74-87-3	Chloromethane	ND		1.0	0.35
156-59-2	cis-1,2-Dichloroethene	13		1.0	0.81
10061-01-5	cis-1,3-Dichloropropene	ND		1.0	0.36
110-82-7	Cyclohexane	ND		1.0	0.18
124-48-1	Dibromochloromethane	ND		1.0	0.32
75-71-8	Dichlorodifluoromethane	ND		1.0	0.68
100-41-4	Ethylbenzene	ND		1.0	0.74
98-82-8	Isopropylbenzene	ND		1.0	0.79

FORM I
GC/MS VOA ORGANICS ANALYSIS DATA SHEET

Lab Name: TestAmerica Buffalo | Job No.: 480-47308-1

SDG No.:

Client Sample ID: MW-2 | Lab Sample ID: 480-47308-2

Matrix: Water | Lab File ID: P2740.D

Analysis Method: 8260C | Date Collected: 10/03/2013 16:28

Sample wt/vol: 5(mL) | Date Analyzed: 10/16/2013 00:29

Soil Aliquot Vol: | Dilution Factor: 1

Soil Extract Vol.: | GC Column: ZB-624 (60) ID: 0.25(mm)

% Moisture: | Level: (low/med) Low

Analysis Batch No.: 145143 | Units: ug/L

CAS NO.	COMPOUND NAME	RESULT	Q	RL	MDL
79-20-9	Methyl acetate	ND		1.0	0.50
1634-04-4	Methyl tert-butyl ether	ND		1.0	0.16
108-87-2	Methylcyclohexane	ND		1.0	0.16
75-09-2	Methylene Chloride	ND		1.0	0.44
179601-23-1	m-Xylene & p-Xylene	ND		1.0	0.66
95-47-6	o-Xylene	ND		1.0	0.76
100-42-5	Styrene	ND		1.0	0.73
127-18-4	Tetrachloroethene	ND		1.0	0.36
108-88-3	Toluene	ND		1.0	0.51
156-60-5	trans-1,2-Dichloroethene	2.0		1.0	0.90
10061-02-6	trans-1,3-Dichloropropene	ND		1.0	0.37
79-01-6	Trichloroethene	ND		1.0	0.46
75-69-4	Trichlorofluoromethane	ND		1.0	0.88
75-01-4	Vinyl chloride	25		1.0	0.90
1330-20-7	Xylenes, Total	ND		1.0	0.66

CAS NO.	SURROGATE	%REC	Q	LIMITS
17060-07-0	1,2-Dichloroethane-d4 (Surr)	97		66-137
460-00-4	4-Bromofluorobenzene (Surr)	104		73-120
2037-26-5	Toluene-d8 (Surr)	96		71-126

TestAmerica Buffalo
Target Compound Quantitation Report

Data File: \\Bufchrom\ChromData\HP5973P\20131015-26241.b\P2740.D
Lims ID: 480-47308-A-2 Lab Sample ID:
Client ID: MW-2
Sample Type: Client
Inject. Date: 16-Oct-2013 00:29:30 ALS Bottle#: 4 Worklist Smp#: 9
Purge Vol: 5.000 mL Dil. Factor: 1.0000
Sample Info: 480-47308-A-2
Misc. Info.: 480-0026241-009 =480-0026241-009
Operator ID: CDC Instrument ID: HP5973P

Method: \\Bufchrom\ChromData\HP5973P\20131015-26241.b\P-8260H2O.m
Limit Group: MV - 8260C ICAL
Last Update: 16-Oct-2013 05:25:33 Calib Date: 30-Sep-2013 22:31:30
Integrator: RTE ID Type: Deconvolution ID
Quant Method: Internal Standard Quant By: Initial Calibration
Last ICal File: \\Bufchrom\ChromData\HP5973P\20130930-25739.b\P2168.D

Column 1 : ZB-624 (0.25 mm) Detector MS SCAN
Process Host: XAWRK010

First Level Reviewer: quirkp Date: 16-Oct-2013 07:48:31

Compound	Sig	RT (min.)	Adj RT (min.)	Dlt RT (min.)	Q	Response	On-Col Amt ug/L	Flags
* 1 1,4-Difluorobenzene	114	7.819	7.819	0.0	91	158733	25.0	
* 2 Chlorobenzene-d5	82	11.567	11.567	0.0	77	86702	25.0	
* 3 1,4-Dichlorobenzene-d4	152	14.730	14.730	0.0	92	104184	25.0	
$ 4 1,2-Dichloroethane-d4 (Surr)	67	7.381	7.381	0.0	58	35008	24.2	
$ 5 Toluene-d8 (Surr)	98	9.626	9.626	0.0	89	194903	24.0	
$ 6 4-Bromofluorobenzene (Surr)	174	13.185	13.185	0.0	90	76332	26.0	
10 Dichlorodifluoromethane	85		2.678					
11 Chloromethane	50		2.891					
17 Vinyl chloride	62	3.068	3.074	-0.006	78	64528	24.6	
12 Bromomethane	94		3.482					
13 Chloroethane	64		3.579					
14 Trichlorofluoromethane	101		3.926					
16 1,1,2-Trichloro-1,2,2-trifluoroe	101		4.461					
25 1,1-Dichloroethene	96		4.479					
24 Acetone	43		4.546					
27 Carbon disulfide	76		4.771					
30 Methyl acetate	43		4.875					
31 Methylene Chloride	84		5.039					
32 Methyl tert-butyl ether	73		5.270					
35 trans-1,2-Dichloroethene	96	5.313	5.313	0.0	57	5855	2.02	
40 1,1-Dichloroethane	63	5.793	5.793	0.0	53	24111	4.74	
44 2-Butanone (MEK)	43		6.426					
43 cis-1,2-Dichloroethene	96	6.444	6.444	0.0	56	40340	12.8	
49 Chloroform	83		6.791					
52 1,1,1-Trichloroethane	97		6.998					
54 Cyclohexane	56		7.046					
55 Carbon tetrachloride	117		7.174					
57 Benzene	78		7.424					
60 1,2-Dichloroethane	62		7.472					
62 Trichloroethene	95	8.160	8.154	0.006	23	1207	0.4227	
64 Methylcyclohexane	83		8.348					

Compound	Sig	RT (min.)	Adj RT (min.)	Dlt RT (min.)	Q	Response	On-Col Amt ug/L	Flags
63 1,2-Dichloropropane	63		8.452					
70 Dichlorobromomethane	83		8.786					
73 cis-1,3-Dichloropropene	75		9.310					
75 4-Methyl-2-pentanone (MIBK)	43		9.450					
76 Toluene	92		9.711					
78 trans-1,3-Dichloropropene	75		10.009					
79 1,1,2-Trichloroethane	83		10.271					
80 Tetrachloroethene	166		10.423					
83 2-Hexanone	43		10.520					
81 Chlorodibromomethane	129		10.824					
85 Ethylene Dibromide	107		10.995					
87 Chlorobenzene	112		11.603					
89 Ethylbenzene	91		11.694					
90 m-Xylene & p-Xylene	106		11.853					
93 o-Xylene	106		12.424					
94 Styrene	104		12.449					
92 Bromoform	173		12.802					
95 Isopropylbenzene	105		12.911					
97 1,1,2,2-Tetrachloroethane	83		13.398					
110 1,3-Dichlorobenzene	146		14.645					
111 1,4-Dichlorobenzene	146		14.760					
116 1,2-Dichlorobenzene	146		15.253					
117 1,2-Dibromo-3-Chloropropane	75		16.245					
119 1,2,4-Trichlorobenzene	180		17.188					
S 126 Xylenes, Total	1		30.000					

Report Date: 16-Oct-2013 07:48:32 Chrom Revision: 2.1 30-Sep-2013 13:45:28

TestAmerica Buffalo

Data File:	\\Bufchrom\ChromData\HP5973P\20131015-26241.b\P2740.D				
Injection Date:	16-Oct-2013 00:29:30	Instrument ID:	HP5973P	Operator ID:	CDC
Lims ID:	480-47308-A-2	Lab Sample ID:		Worklist Smp#:	9
Client ID:	MW-2				
Purge Vol:	5.000 mL	Dil. Factor:	1.0000	ALS Bottle#:	4
Method:	P-8260H2O	Limit Group:	MV - 8260C ICAL		

Column: ZB-624 (0.25 mm)

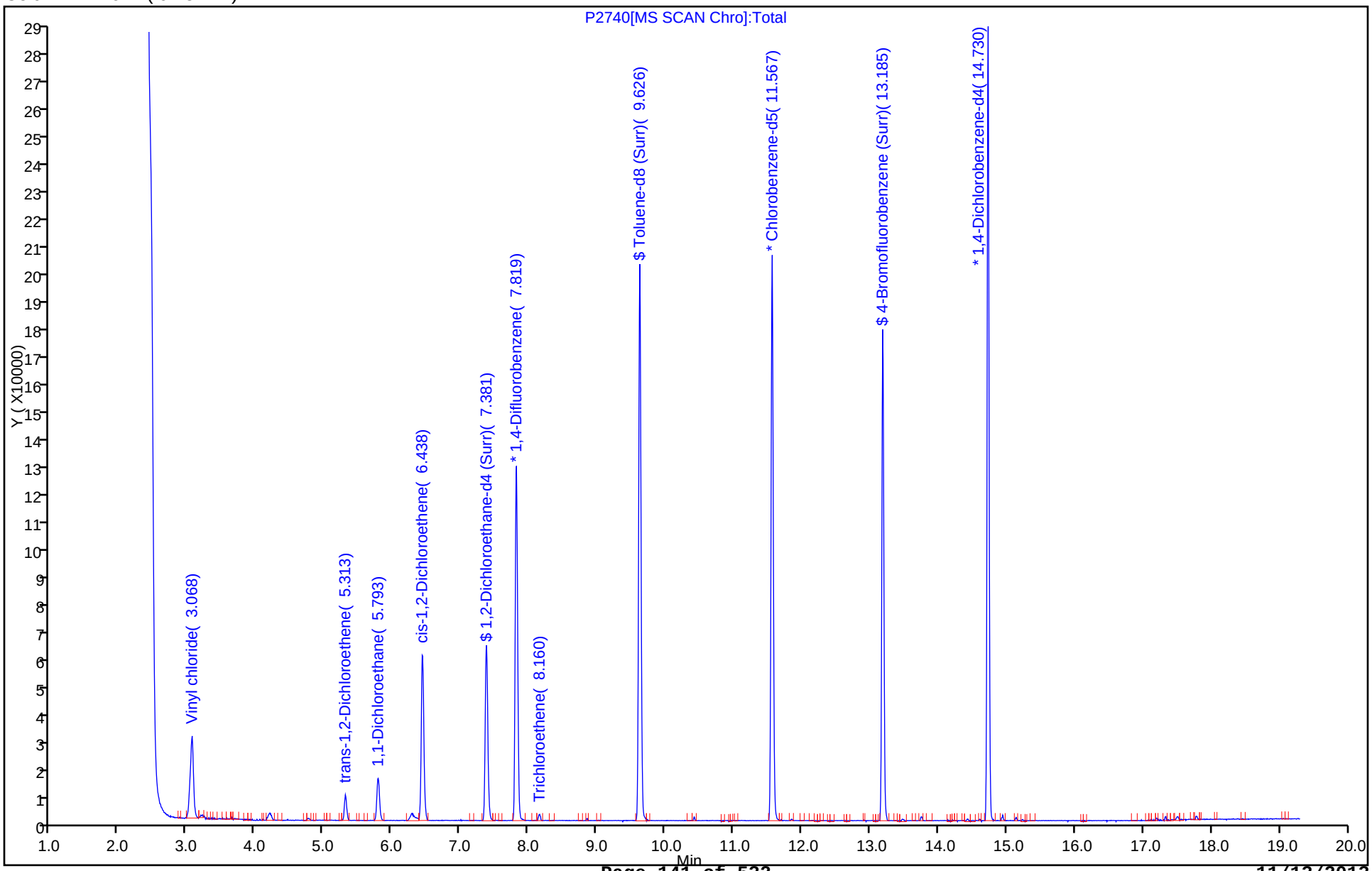

Report Date: 16-Oct-2013 07:48:32 Chrom Revision: 2.1 30-Sep-2013 13:45:28

TestAmerica Buffalo

Data File:	\\Bufchrom\ChromData\HP5973P\20131015-26241.b\P2740.D				
Injection Date:	16-Oct-2013 00:29:30	Instrument ID:	HP5973P		
Lims ID:	480-47308-A-2	Lab Sample ID:			
Client ID:	MW-2				
Operator ID:	CDC	ALS Bottle#:	4	Worklist Smp#:	9
Purge Vol:	5.000 mL	Dil. Factor:	1.0000		
Method:	P-8260H2O	Limit Group:	MV - 8260C ICAL		
Column:	ZB-624 (0.25 mm)	Detector	MS SCAN		

40 1,1-Dichloroethane, CAS: 75-34-3

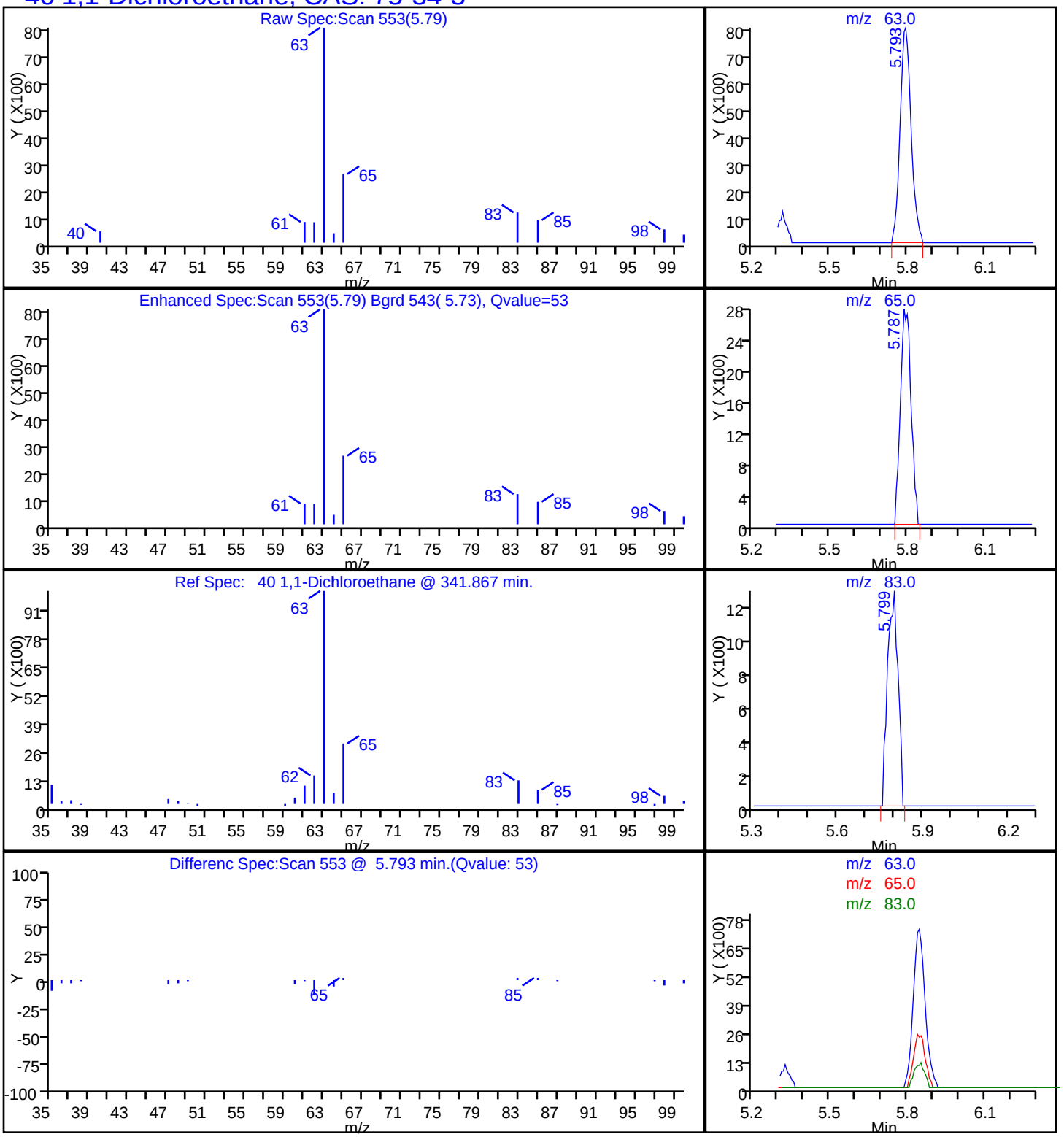

Report Date: 16-Oct-2013 07:48:32 Chrom Revision: 2.1 30-Sep-2013 13:45:28

TestAmerica Buffalo

Data File:	\\Bufchrom\ChromData\HP5973P\20131015-26241.b\P2740.D				
Injection Date:	16-Oct-2013 00:29:30	Instrument ID:	HP5973P		
Lims ID:	480-47308-A-2	Lab Sample ID:			
Client ID:	MW-2				
Operator ID:	CDC	ALS Bottle#:	4	Worklist Smp#:	9
Purge Vol:	5.000 mL	Dil. Factor:	1.0000		
Method:	P-8260H2O	Limit Group:	MV - 8260C ICAL		
Column:	ZB-624 (0.25 mm)	Detector	MS SCAN		

43 cis-1,2-Dichloroethene, CAS: 156-59-2

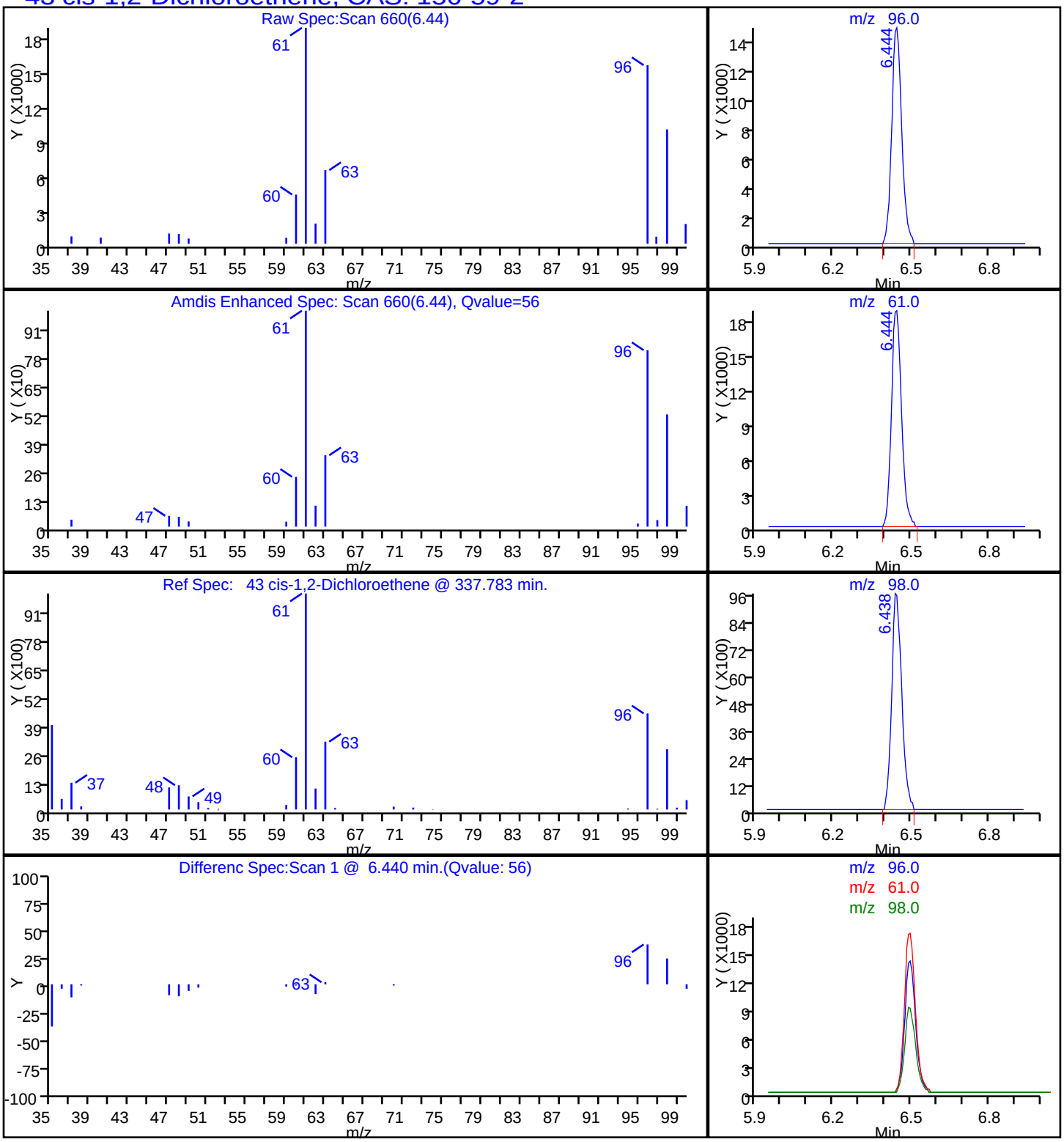

Report Date: 16-Oct-2013 07:48:32 Chrom Revision: 2.1 30-Sep-2013 13:45:28

TestAmerica Buffalo

Data File:	\\Bufchrom\ChromData\HP5973P\20131015-26241.b\P2740.D				
Injection Date:	16-Oct-2013 00:29:30	Instrument ID:	HP5973P		
Lims ID:	480-47308-A-2	Lab Sample ID:			
Client ID:	MW-2				
Operator ID:	CDC	ALS Bottle#:	4	Worklist Smp#:	9
Purge Vol:	5.000 mL	Dil. Factor:	1.0000		
Method:	P-8260H2O	Limit Group:	MV - 8260C ICAL		
Column:	ZB-624 (0.25 mm)	Detector	MS SCAN		

35 trans-1,2-Dichloroethene, CAS: 156-60-5

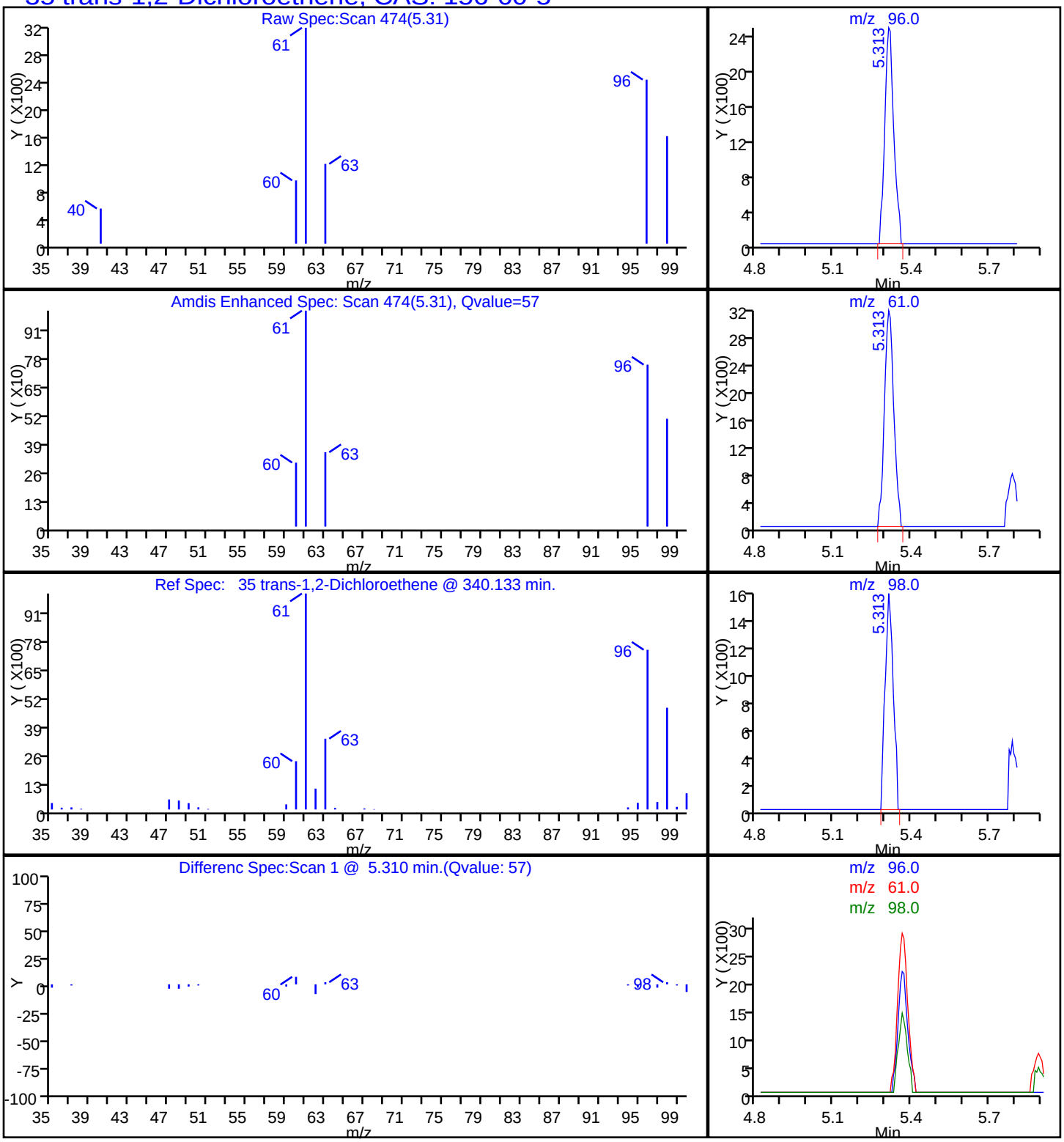

Report Date: 16-Oct-2013 07:48:32 Chrom Revision: 2.1 30-Sep-2013 13:45:28

TestAmerica Buffalo

Data File:	\\Bufchrom\ChromData\HP5973P\20131015-26241.b\P2740.D				
Injection Date:	16-Oct-2013 00:29:30	Instrument ID:	HP5973P		
Lims ID:	480-47308-A-2	Lab Sample ID:			
Client ID:	MW-2				
Operator ID:	CDC	ALS Bottle#:	4	Worklist Smp#:	9
Purge Vol:	5.000 mL	Dil. Factor:	1.0000		
Method:	P-8260H2O	Limit Group:	MV - 8260C ICAL		
Column:	ZB-624 (0.25 mm)	Detector	MS SCAN		

17 Vinyl chloride, CAS: 75-01-4

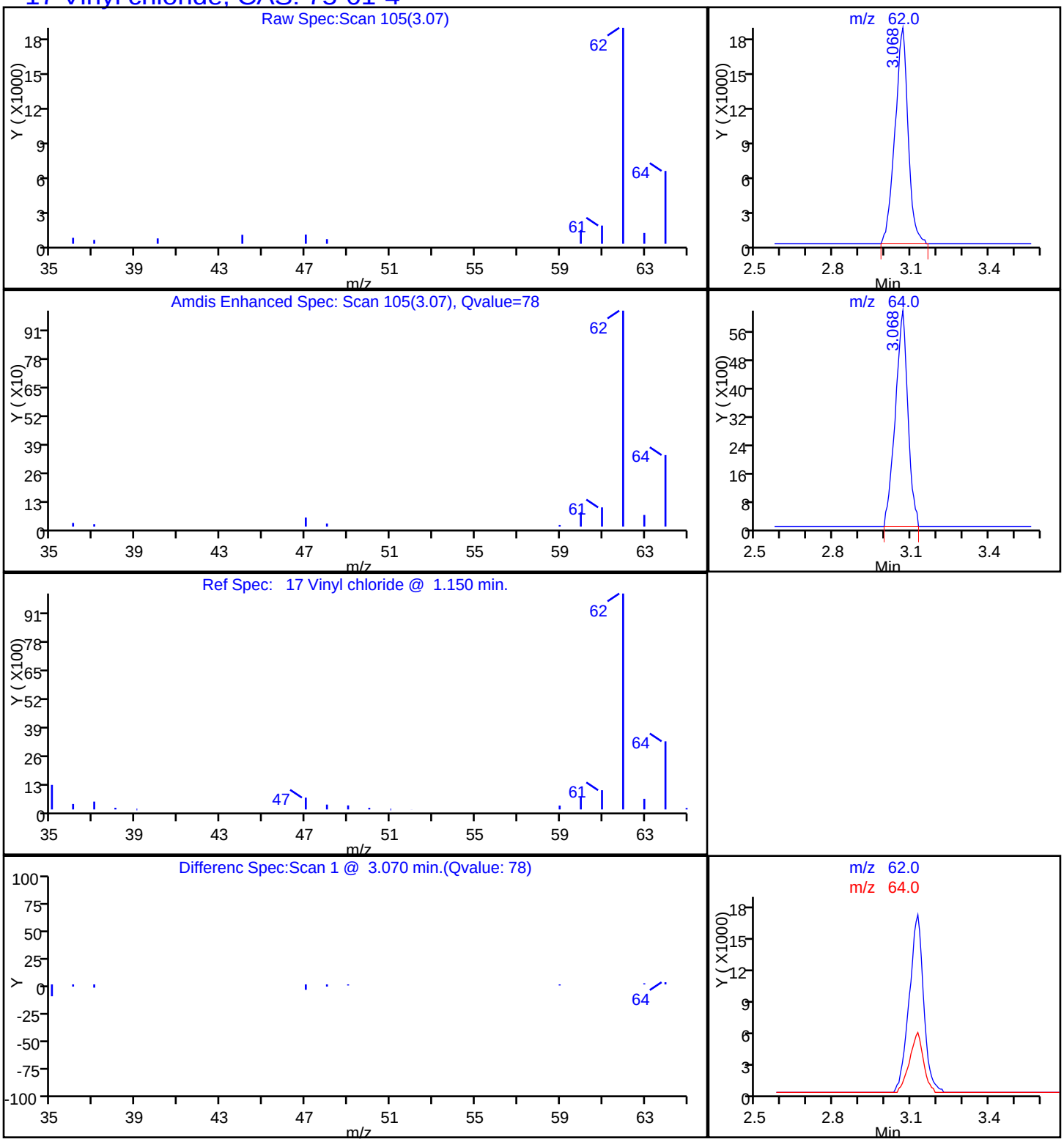

FORM I
GC/MS VOA ORGANICS ANALYSIS DATA SHEET

Lab Name: TestAmerica Buffalo | Job No.: 480-47308-1

SDG No.:

Client Sample ID: MW-3 | Lab Sample ID: 480-47308-3

Matrix: Water | Lab File ID: P2741.D

Analysis Method: 8260C | Date Collected: 10/03/2013 17:25

Sample wt/vol: 5(mL) | Date Analyzed: 10/16/2013 00:54

Soil Aliquot Vol: | Dilution Factor: 1

Soil Extract Vol.: | GC Column: ZB-624 (60) ID: 0.25(mm)

% Moisture: | Level: (low/med) Low

Analysis Batch No.: 145143 | Units: ug/L

CAS NO.	COMPOUND NAME	RESULT	Q	RL	MDL
71-55-6	1,1,1-Trichloroethane	ND		1.0	0.82
79-34-5	1,1,2,2-Tetrachloroethane	ND		1.0	0.21
76-13-1	1,1,2-Trichloro-1,2,2-trifluoroethane	ND		1.0	0.31
79-00-5	1,1,2-Trichloroethane	ND		1.0	0.23
75-34-3	1,1-Dichloroethane	4.2		1.0	0.38
75-35-4	1,1-Dichloroethene	ND		1.0	0.29
120-82-1	1,2,4-Trichlorobenzene	ND		1.0	0.41
96-12-8	1,2-Dibromo-3-Chloropropane	ND		1.0	0.39
106-93-4	1,2-Dibromoethane	ND		1.0	0.73
95-50-1	1,2-Dichlorobenzene	ND		1.0	0.79
107-06-2	1,2-Dichloroethane	ND		1.0	0.21
78-87-5	1,2-Dichloropropane	ND		1.0	0.72
541-73-1	1,3-Dichlorobenzene	ND		1.0	0.78
106-46-7	1,4-Dichlorobenzene	ND		1.0	0.84
78-93-3	2-Butanone (MEK)	ND		10	1.3
591-78-6	2-Hexanone	ND		5.0	1.2
108-10-1	4-Methyl-2-pentanone (MIBK)	ND		5.0	2.1
67-64-1	Acetone	ND		10	3.0
71-43-2	Benzene	ND		1.0	0.41
75-27-4	Bromodichloromethane	ND		1.0	0.39
75-25-2	Bromoform	ND		1.0	0.26
74-83-9	Bromomethane	ND		1.0	0.69
75-15-0	Carbon disulfide	ND		1.0	0.19
56-23-5	Carbon tetrachloride	ND		1.0	0.27
108-90-7	Chlorobenzene	ND		1.0	0.75
75-00-3	Chloroethane	ND		1.0	0.32
67-66-3	Chloroform	ND		1.0	0.34
74-87-3	Chloromethane	ND		1.0	0.35
156-59-2	cis-1,2-Dichloroethene	28		1.0	0.81
10061-01-5	cis-1,3-Dichloropropene	ND		1.0	0.36
110-82-7	Cyclohexane	ND		1.0	0.18
124-48-1	Dibromochloromethane	ND		1.0	0.32
75-71-8	Dichlorodifluoromethane	ND		1.0	0.68
100-41-4	Ethylbenzene	ND		1.0	0.74
98-82-8	Isopropylbenzene	ND		1.0	0.79

FORM I
GC/MS VOA ORGANICS ANALYSIS DATA SHEET

Lab Name: TestAmerica Buffalo | Job No.: 480-47308-1

SDG No.:

Client Sample ID: MW-3 | Lab Sample ID: 480-47308-3

Matrix: Water | Lab File ID: P2741.D

Analysis Method: 8260C | Date Collected: 10/03/2013 17:25

Sample wt/vol: 5(mL) | Date Analyzed: 10/16/2013 00:54

Soil Aliquot Vol: | Dilution Factor: 1

Soil Extract Vol.: | GC Column: ZB-624 (60) ID: 0.25(mm)

% Moisture: | Level: (low/med) Low

Analysis Batch No.: 145143 | Units: ug/L

CAS NO.	COMPOUND NAME	RESULT	Q	RL	MDL
79-20-9	Methyl acetate	ND		1.0	0.50
1634-04-4	Methyl tert-butyl ether	ND		1.0	0.16
108-87-2	Methylcyclohexane	ND		1.0	0.16
75-09-2	Methylene Chloride	ND		1.0	0.44
179601-23-1	m-Xylene & p-Xylene	ND		1.0	0.66
95-47-6	o-Xylene	ND		1.0	0.76
100-42-5	Styrene	ND		1.0	0.73
127-18-4	Tetrachloroethene	9.6		1.0	0.36
108-88-3	Toluene	ND		1.0	0.51
156-60-5	trans-1,2-Dichloroethene	ND		1.0	0.90
10061-02-6	trans-1,3-Dichloropropene	ND		1.0	0.37
79-01-6	Trichloroethene	11		1.0	0.46
75-69-4	Trichlorofluoromethane	ND		1.0	0.88
75-01-4	Vinyl chloride	5.2		1.0	0.90
1330-20-7	Xylenes, Total	ND		1.0	0.66

CAS NO.	SURROGATE	%REC	Q	LIMITS
17060-07-0	1,2-Dichloroethane-d4 (Surr)	97		66-137
460-00-4	4-Bromofluorobenzene (Surr)	103		73-120
2037-26-5	Toluene-d8 (Surr)	96		71-126

TestAmerica Buffalo
Target Compound Quantitation Report

Data File: \\Bufchrom\ChromData\HP5973P\20131015-26241.b\P2741.D
Lims ID: 480-47308-A-3 Lab Sample ID:
Client ID: MW-3
Sample Type: Client
Inject. Date: 16-Oct-2013 00:54:30 ALS Bottle#: 5 Worklist Smp#: 10
Purge Vol: 5.000 mL Dil. Factor: 1.0000
Sample Info: 480-47308-A-3
Misc. Info.: 480-0026241-010 =480-0026241-010
Operator ID: CDC Instrument ID: HP5973P

Method: \\Bufchrom\ChromData\HP5973P\20131015-26241.b\P-8260H2O.m
Limit Group: MV - 8260C ICAL
Last Update: 16-Oct-2013 05:25:33 Calib Date: 30-Sep-2013 22:31:30
Integrator: RTE ID Type: Deconvolution ID
Quant Method: Internal Standard Quant By: Initial Calibration
Last ICal File: \\Bufchrom\ChromData\HP5973P\20130930-25739.b\P2168.D

Column 1 : ZB-624 (0.25 mm) Detector MS SCAN
Process Host: XAWRK010

First Level Reviewer: quirkp Date: 16-Oct-2013 07:48:48

Compound	Sig	RT (min.)	Adj RT (min.)	Dlt RT (min.)	Q	Response	On-Col Amt ug/L	Flags
* 1 1,4-Difluorobenzene	114	7.819	7.819	0.0	91	149205	25.0	
* 2 Chlorobenzene-d5	82	11.567	11.567	-0.001	77	81790	25.0	
* 3 1,4-Dichlorobenzene-d4	152	14.730	14.730	0.0	91	98565	25.0	
$ 4 1,2-Dichloroethane-d4 (Surr)	67	7.387	7.381	0.006	58	33140	24.3	
$ 5 Toluene-d8 (Surr)	98	9.626	9.626	0.0	90	184043	24.1	
$ 6 4-Bromofluorobenzene (Surr)	174	13.191	13.185	0.006	91	71014	25.7	
10 Dichlorodifluoromethane	85		2.678					
11 Chloromethane	50		2.891					
17 Vinyl chloride	62	3.062	3.074	-0.012	35	12876	5.22	
12 Bromomethane	94		3.482					
13 Chloroethane	64		3.579					
14 Trichlorofluoromethane	101		3.926					
16 1,1,2-Trichloro-1,2,2-trifluoroe	101		4.461					
25 1,1-Dichloroethene	96		4.479					
24 Acetone	43		4.546					
27 Carbon disulfide	76		4.771					
30 Methyl acetate	43		4.875					
31 Methylene Chloride	84		5.039					
32 Methyl tert-butyl ether	73		5.270					
35 trans-1,2-Dichloroethene	96	5.325	5.313	0.012	57	2206	0.8117	
40 1,1-Dichloroethane	63	5.799	5.793	0.006	48	20214	4.23	
44 2-Butanone (MEK)	43		6.426					
43 cis-1,2-Dichloroethene	96	6.444	6.444	0.0	65	81999	27.6	
49 Chloroform	83		6.791					
52 1,1,1-Trichloroethane	97		6.998					
54 Cyclohexane	56		7.046					
55 Carbon tetrachloride	117		7.174					
57 Benzene	78		7.424					
60 1,2-Dichloroethane	62		7.472					
62 Trichloroethene	95	8.160	8.154	0.006	85	28389	10.6	
64 Methylcyclohexane	83		8.348					

Compound	Sig	RT (min.)	Adj RT (min.)	Dlt RT (min.)	Q	Response	On-Col Amt ug/L	Flags
63 1,2-Dichloropropane	63		8.452					
70 Dichlorobromomethane	83		8.786					
73 cis-1,3-Dichloropropene	75		9.310					
75 4-Methyl-2-pentanone (MIBK)	43		9.450					
76 Toluene	92		9.711					
78 trans-1,3-Dichloropropene	75		10.009					
79 1,1,2-Trichloroethane	83		10.271					
80 Tetrachloroethene	166	10.423	10.423	0.0	89	31143	9.64	
83 2-Hexanone	43		10.520					
81 Chlorodibromomethane	129		10.824					
85 Ethylene Dibromide	107		10.995					
87 Chlorobenzene	112		11.603					
89 Ethylbenzene	91		11.694					
90 m-Xylene & p-Xylene	106		11.853					
93 o-Xylene	106		12.424					
94 Styrene	104		12.449					
92 Bromoform	173		12.802					
95 Isopropylbenzene	105		12.911					
97 1,1,2,2-Tetrachloroethane	83		13.398					
110 1,3-Dichlorobenzene	146		14.645					
111 1,4-Dichlorobenzene	146		14.760					
116 1,2-Dichlorobenzene	146		15.253					
117 1,2-Dibromo-3-Chloropropane	75		16.245					
119 1,2,4-Trichlorobenzene	180		17.188					
S 126 Xylenes, Total	1		30.000					

Report Date: 16-Oct-2013 07:48:48 Chrom Revision: 2.1 30-Sep-2013 13:45:28

TestAmerica Buffalo

Data File:	\\Bufchrom\ChromData\HP5973P\20131015-26241.b\P2741.D				
Injection Date:	16-Oct-2013 00:54:30	Instrument ID:	HP5973P	Operator ID:	CDC
Lims ID:	480-47308-A-3	Lab Sample ID:		Worklist Smp#:	10
Client ID:	MW-3				
Purge Vol:	5.000 mL	Dil. Factor:	1.0000	ALS Bottle#:	5
Method:	P-8260H2O	Limit Group:	MV - 8260C ICAL		

Column: ZB-624 (0.25 mm)

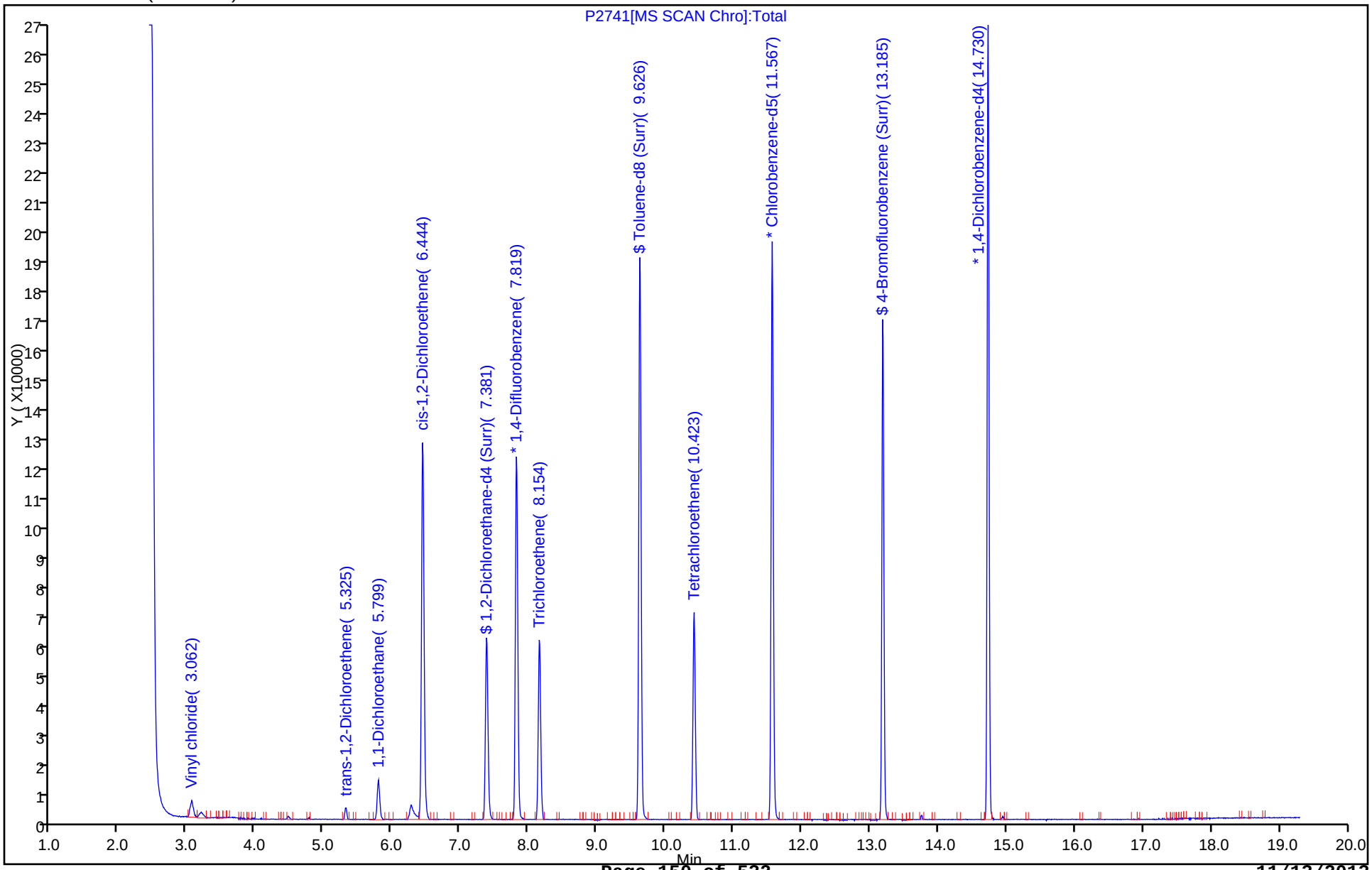

Report Date: 16-Oct-2013 07:48:48 Chrom Revision: 2.1 30-Sep-2013 13:45:28

TestAmerica Buffalo

Data File:	\\Bufchrom\ChromData\HP5973P\20131015-26241.b\P2741.D				
Injection Date:	16-Oct-2013 00:54:30	Instrument ID:	HP5973P		
Lims ID:	480-47308-A-3	Lab Sample ID:			
Client ID:	MW-3				
Operator ID:	CDC	ALS Bottle#:	5	Worklist Smp#:	10
Purge Vol:	5.000 mL	Dil. Factor:	1.0000		
Method:	P-8260H2O	Limit Group:	MV - 8260C ICAL		
Column:	ZB-624 (0.25 mm)	Detector	MS SCAN		

40 1,1-Dichloroethane, CAS: 75-34-3

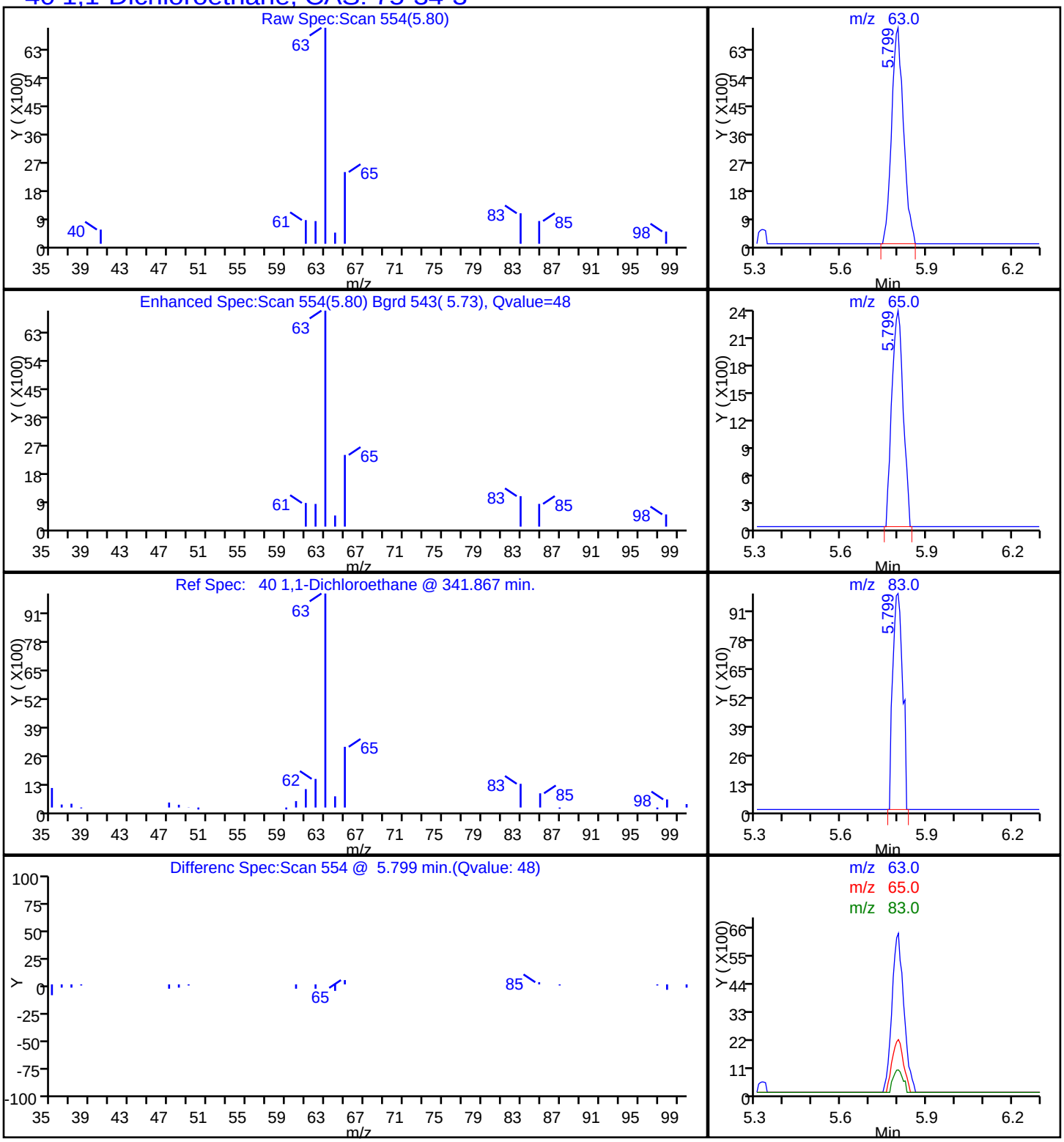

Report Date: 16-Oct-2013 07:48:48 Chrom Revision: 2.1 30-Sep-2013 13:45:28

TestAmerica Buffalo

Data File:	\\Bufchrom\ChromData\HP5973P\20131015-26241.b\P2741.D				
Injection Date:	16-Oct-2013 00:54:30	Instrument ID:	HP5973P		
Lims ID:	480-47308-A-3	Lab Sample ID:			
Client ID:	MW-3				
Operator ID:	CDC	ALS Bottle#:	5	Worklist Smp#:	10
Purge Vol:	5.000 mL	Dil. Factor:	1.0000		
Method:	P-8260H2O	Limit Group:	MV - 8260C ICAL		
Column:	ZB-624 (0.25 mm)	Detector	MS SCAN		

43 cis-1,2-Dichloroethene, CAS: 156-59-2

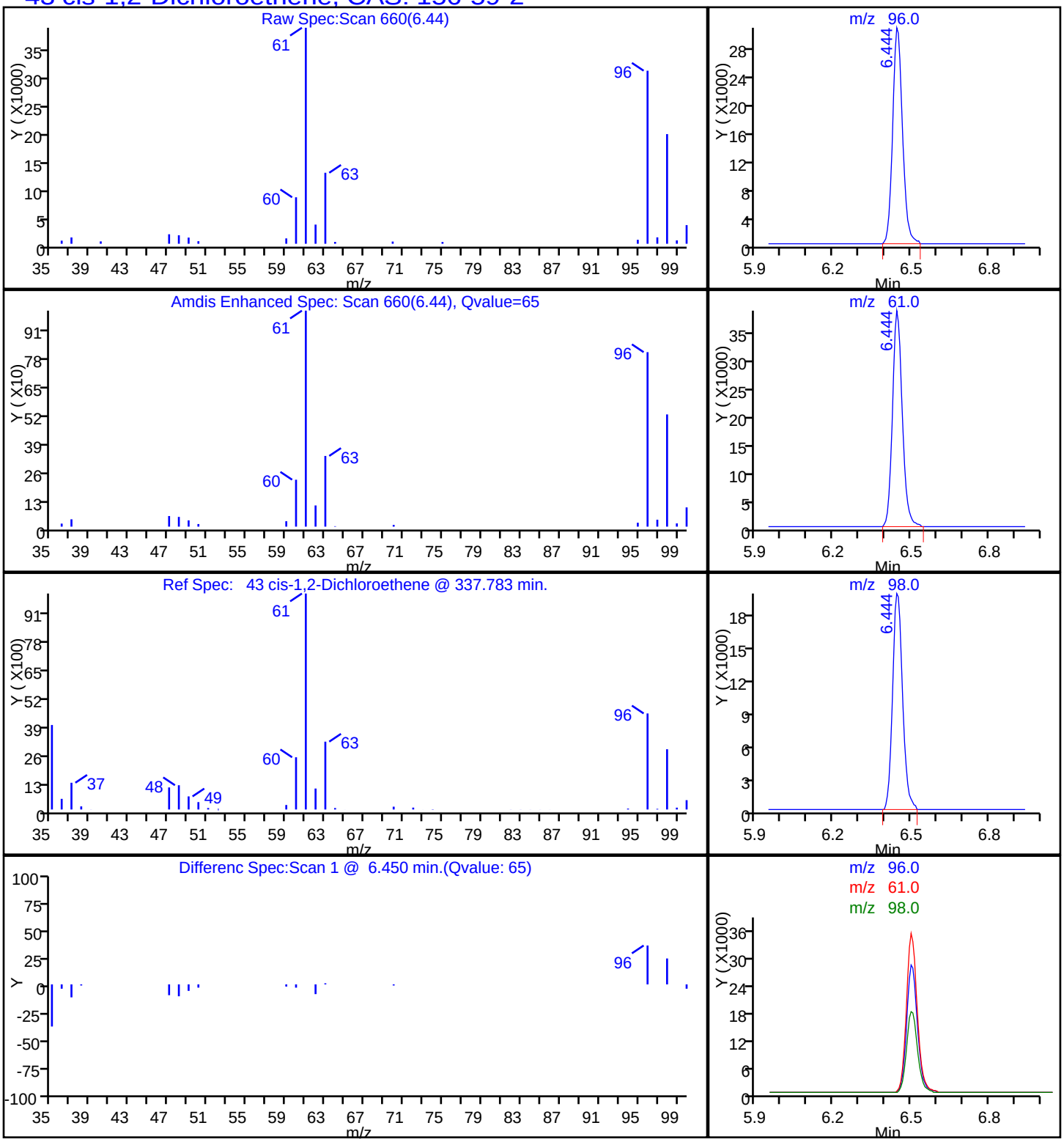

Report Date: 16-Oct-2013 07:48:48 Chrom Revision: 2.1 30-Sep-2013 13:45:28

TestAmerica Buffalo

Data File:	\\Bufchrom\ChromData\HP5973P\20131015-26241.b\P2741.D				
Injection Date:	16-Oct-2013 00:54:30	Instrument ID:	HP5973P		
Lims ID:	480-47308-A-3	Lab Sample ID:			
Client ID:	MW-3				
Operator ID:	CDC	ALS Bottle#:	5	Worklist Smp#:	10
Purge Vol:	5.000 mL	Dil. Factor:	1.0000		
Method:	P-8260H2O	Limit Group:	MV - 8260C ICAL		
Column:	ZB-624 (0.25 mm)	Detector	MS SCAN		

80 Tetrachloroethene, CAS: 127-18-4

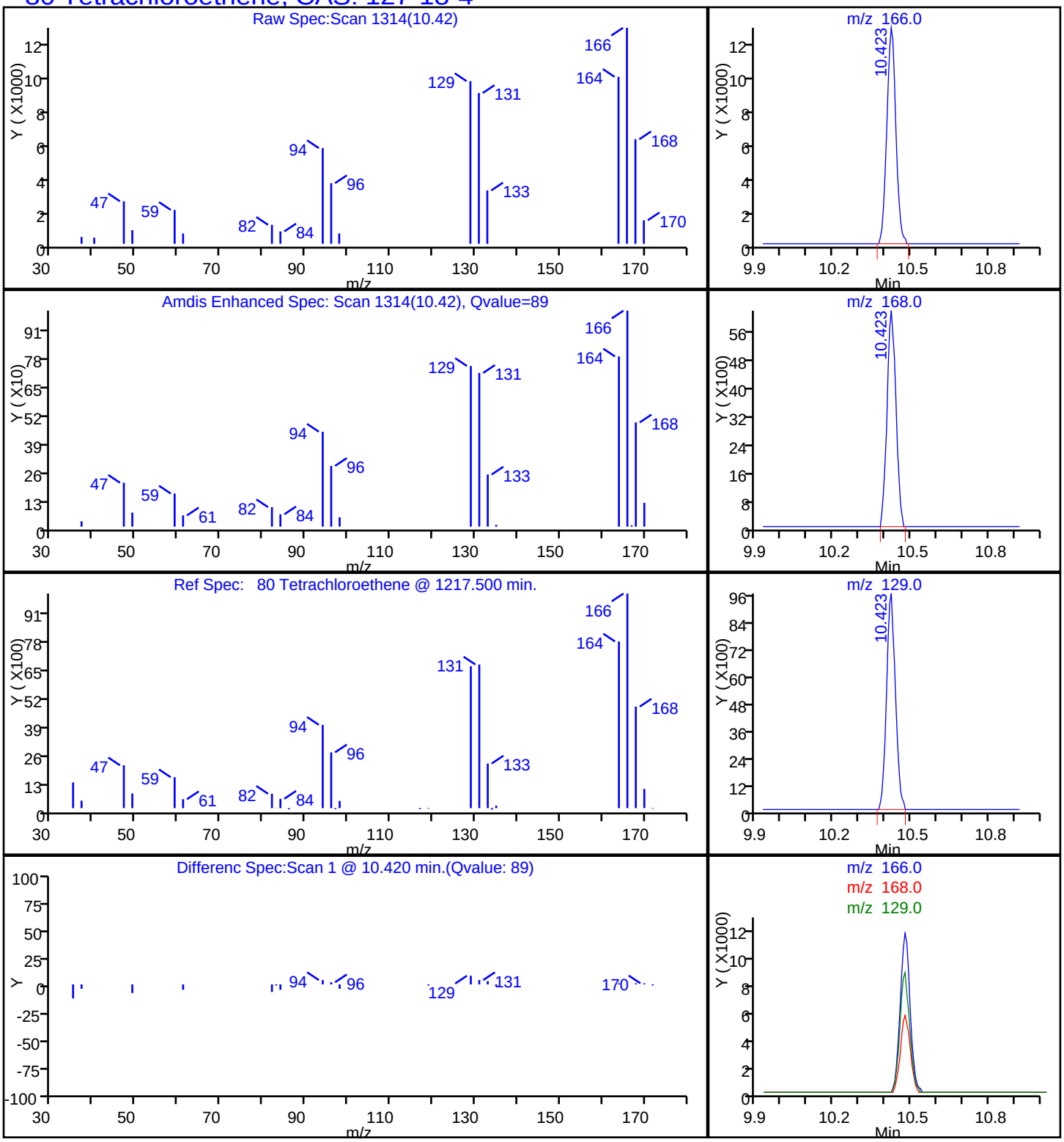

Report Date: 16-Oct-2013 07:48:48 Chrom Revision: 2.1 30-Sep-2013 13:45:28

TestAmerica Buffalo

Data File:	\\Bufchrom\ChromData\HP5973P\20131015-26241.b\P2741.D				
Injection Date:	16-Oct-2013 00:54:30	Instrument ID:	HP5973P		
Lims ID:	480-47308-A-3	Lab Sample ID:			
Client ID:	MW-3				
Operator ID:	CDC	ALS Bottle#:	5	Worklist Smp#:	10
Purge Vol:	5.000 mL	Dil. Factor:	1.0000		
Method:	P-8260H2O	Limit Group:	MV - 8260C ICAL		
Column:	ZB-624 (0.25 mm)	Detector	MS SCAN		

62 Trichloroethene, CAS: 79-01-6

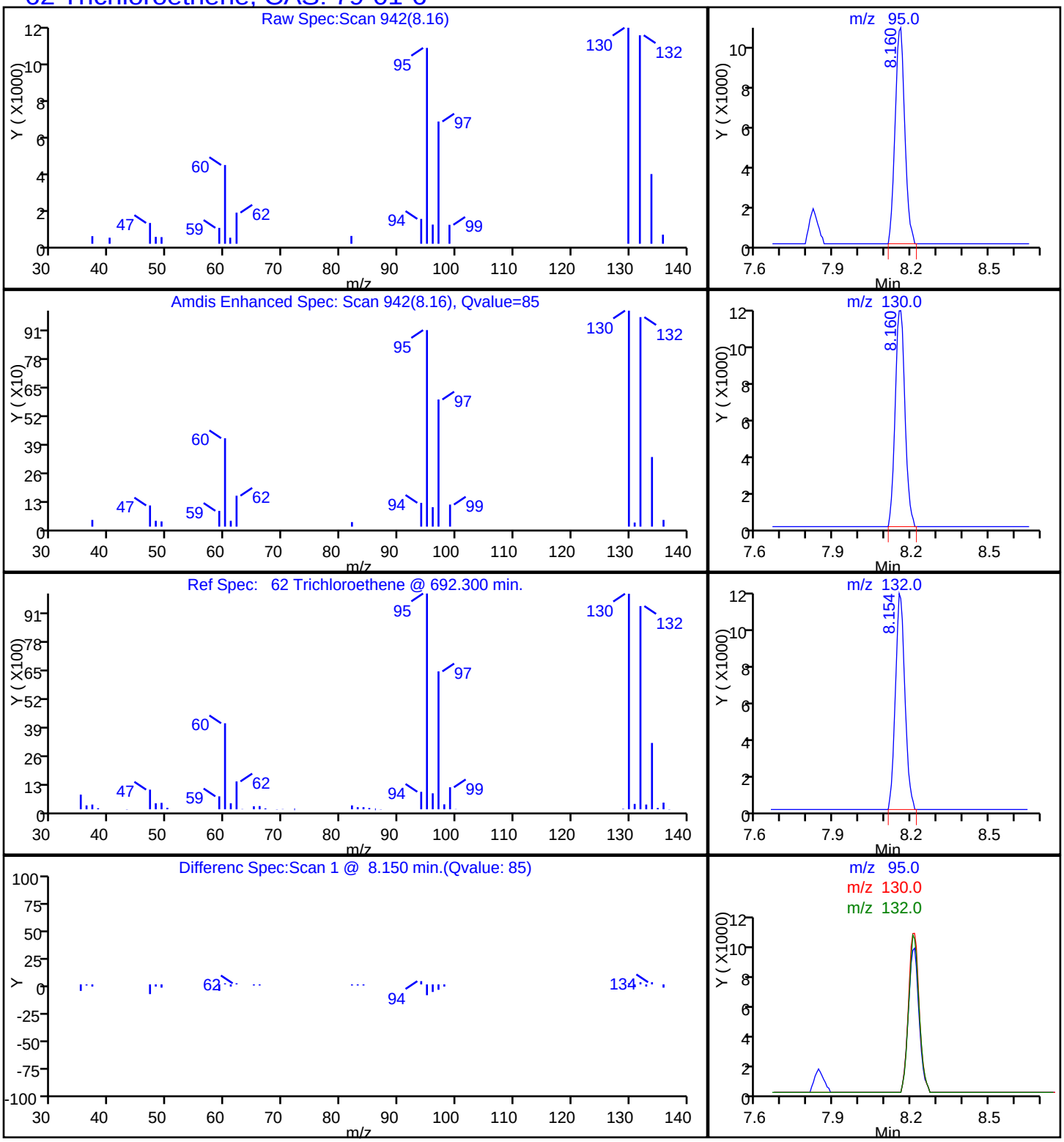

Report Date: 16-Oct-2013 07:48:48 Chrom Revision: 2.1 30-Sep-2013 13:45:28

TestAmerica Buffalo

Data File:	\\Bufchrom\ChromData\HP5973P\20131015-26241.b\P2741.D				
Injection Date:	16-Oct-2013 00:54:30	Instrument ID:	HP5973P		
Lims ID:	480-47308-A-3	Lab Sample ID:			
Client ID:	MW-3				
Operator ID:	CDC	ALS Bottle#:	5	Worklist Smp#:	10
Purge Vol:	5.000 mL	Dil. Factor:	1.0000		
Method:	P-8260H2O	Limit Group:	MV - 8260C ICAL		
Column:	ZB-624 (0.25 mm)	Detector	MS SCAN		

17 Vinyl chloride, CAS: 75-01-4

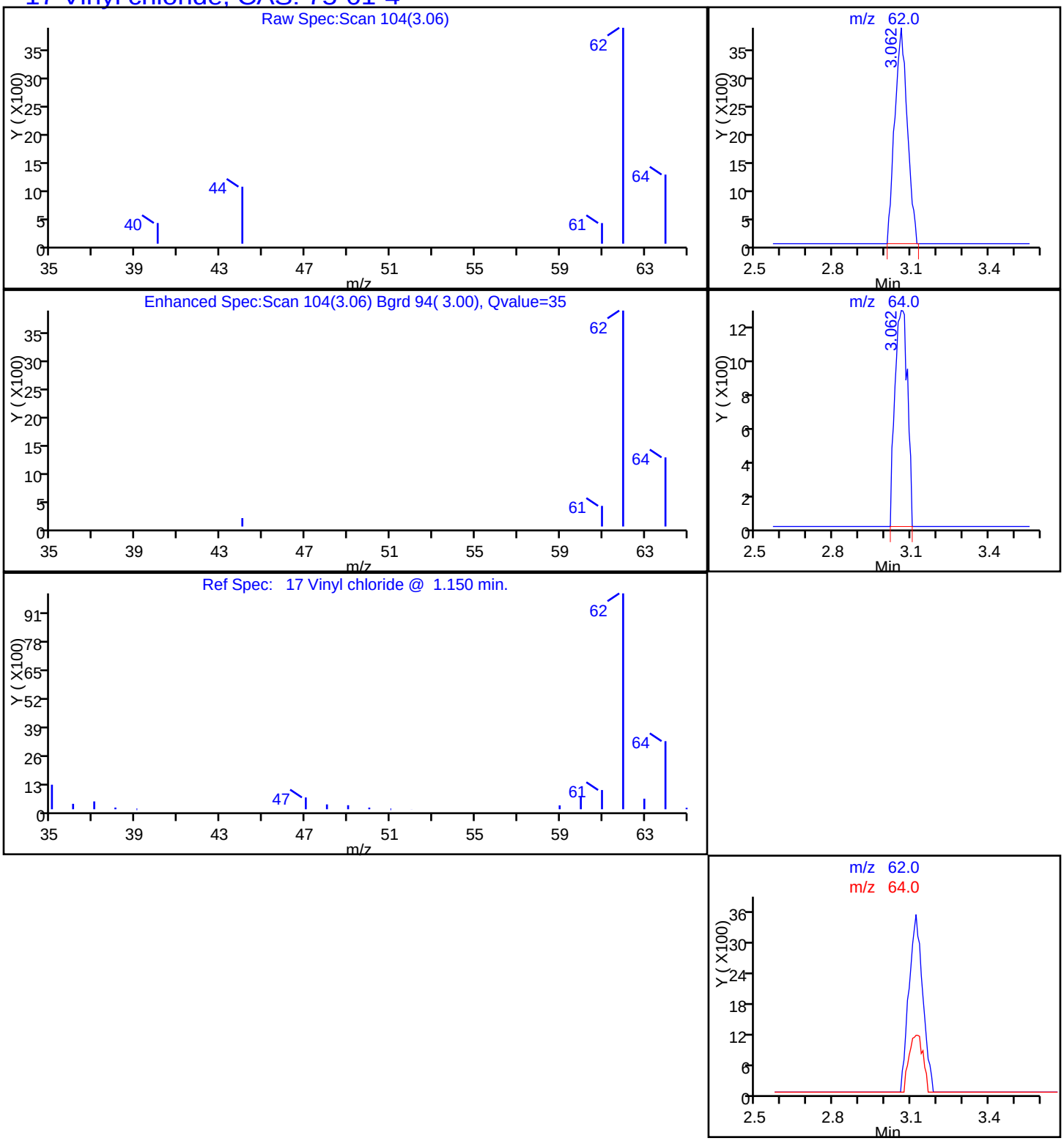

FORM I
GC/MS VOA ORGANICS ANALYSIS DATA SHEET

Lab Name: TestAmerica Buffalo | Job No.: 480-47308-1

SDG No.:

Client Sample ID: MW-4 | Lab Sample ID: 480-47308-4

Matrix: Water | Lab File ID: P2742.D

Analysis Method: 8260C | Date Collected: 10/03/2013 17:24

Sample wt/vol: 5(mL) | Date Analyzed: 10/16/2013 01:18

Soil Aliquot Vol: | Dilution Factor: 1

Soil Extract Vol.: | GC Column: ZB-624 (60) ID: 0.25(mm)

% Moisture: | Level: (low/med) Low

Analysis Batch No.: 145143 | Units: ug/L

CAS NO.	COMPOUND NAME	RESULT	Q	RL	MDL
71-55-6	1,1,1-Trichloroethane	ND		1.0	0.82
79-34-5	1,1,2,2-Tetrachloroethane	ND		1.0	0.21
76-13-1	1,1,2-Trichloro-1,2,2-trifluoroethane	ND		1.0	0.31
79-00-5	1,1,2-Trichloroethane	ND		1.0	0.23
75-34-3	1,1-Dichloroethane	0.78	J	1.0	0.38
75-35-4	1,1-Dichloroethene	ND		1.0	0.29
120-82-1	1,2,4-Trichlorobenzene	ND		1.0	0.41
96-12-8	1,2-Dibromo-3-Chloropropane	ND		1.0	0.39
106-93-4	1,2-Dibromoethane	ND		1.0	0.73
95-50-1	1,2-Dichlorobenzene	ND		1.0	0.79
107-06-2	1,2-Dichloroethane	ND		1.0	0.21
78-87-5	1,2-Dichloropropane	ND		1.0	0.72
541-73-1	1,3-Dichlorobenzene	ND		1.0	0.78
106-46-7	1,4-Dichlorobenzene	ND		1.0	0.84
78-93-3	2-Butanone (MEK)	ND		10	1.3
591-78-6	2-Hexanone	ND		5.0	1.2
108-10-1	4-Methyl-2-pentanone (MIBK)	ND		5.0	2.1
67-64-1	Acetone	ND		10	3.0
71-43-2	Benzene	ND		1.0	0.41
75-27-4	Bromodichloromethane	ND		1.0	0.39
75-25-2	Bromoform	ND		1.0	0.26
74-83-9	Bromomethane	ND		1.0	0.69
75-15-0	Carbon disulfide	ND		1.0	0.19
56-23-5	Carbon tetrachloride	ND		1.0	0.27
108-90-7	Chlorobenzene	ND		1.0	0.75
75-00-3	Chloroethane	ND		1.0	0.32
67-66-3	Chloroform	ND		1.0	0.34
74-87-3	Chloromethane	ND		1.0	0.35
156-59-2	cis-1,2-Dichloroethene	4.4		1.0	0.81
10061-01-5	cis-1,3-Dichloropropene	ND		1.0	0.36
110-82-7	Cyclohexane	ND		1.0	0.18
124-48-1	Dibromochloromethane	ND		1.0	0.32
75-71-8	Dichlorodifluoromethane	ND		1.0	0.68
100-41-4	Ethylbenzene	ND		1.0	0.74
98-82-8	Isopropylbenzene	ND		1.0	0.79

FORM I
GC/MS VOA ORGANICS ANALYSIS DATA SHEET

Lab Name: TestAmerica Buffalo | Job No.: 480-47308-1

SDG No.:

Client Sample ID: MW-4 | Lab Sample ID: 480-47308-4

Matrix: Water | Lab File ID: P2742.D

Analysis Method: 8260C | Date Collected: 10/03/2013 17:24

Sample wt/vol: 5(mL) | Date Analyzed: 10/16/2013 01:18

Soil Aliquot Vol: | Dilution Factor: 1

Soil Extract Vol.: | GC Column: ZB-624 (60) ID: 0.25(mm)

% Moisture: | Level: (low/med) Low

Analysis Batch No.: 145143 | Units: ug/L

CAS NO.	COMPOUND NAME	RESULT	Q	RL	MDL
79-20-9	Methyl acetate	ND		1.0	0.50
1634-04-4	Methyl tert-butyl ether	ND		1.0	0.16
108-87-2	Methylcyclohexane	ND		1.0	0.16
75-09-2	Methylene Chloride	ND		1.0	0.44
179601-23-1	m-Xylene & p-Xylene	ND		1.0	0.66
95-47-6	o-Xylene	ND		1.0	0.76
100-42-5	Styrene	ND		1.0	0.73
127-18-4	Tetrachloroethene	ND		1.0	0.36
108-88-3	Toluene	ND		1.0	0.51
156-60-5	trans-1,2-Dichloroethene	ND		1.0	0.90
10061-02-6	trans-1,3-Dichloropropene	ND		1.0	0.37
79-01-6	Trichloroethene	ND		1.0	0.46
75-69-4	Trichlorofluoromethane	ND		1.0	0.88
75-01-4	Vinyl chloride	4.2		1.0	0.90
1330-20-7	Xylenes, Total	ND		1.0	0.66

CAS NO.	SURROGATE	%REC	Q	LIMITS
17060-07-0	1,2-Dichloroethane-d4 (Surr)	102		66-137
460-00-4	4-Bromofluorobenzene (Surr)	102		73-120
2037-26-5	Toluene-d8 (Surr)	95		71-126

TestAmerica Buffalo
Target Compound Quantitation Report

Data File: \\Bufchrom\ChromData\HP5973P\20131015-26241.b\P2742.D
Lims ID: 480-47308-A-4 Lab Sample ID:
Client ID: MW-4
Sample Type: Client
Inject. Date: 16-Oct-2013 01:18:30 ALS Bottle#: 6 Worklist Smp#: 11
Purge Vol: 5.000 mL Dil. Factor: 1.0000
Sample Info: 480-47308-A-4
Misc. Info.: 480-0026241-011 =480-0026241-011
Operator ID: CDC Instrument ID: HP5973P

Method: \\Bufchrom\ChromData\HP5973P\20131015-26241.b\P-8260H2O.m
Limit Group: MV - 8260C ICAL
Last Update: 16-Oct-2013 05:25:33 Calib Date: 30-Sep-2013 22:31:30
Integrator: RTE ID Type: Deconvolution ID
Quant Method: Internal Standard Quant By: Initial Calibration
Last ICal File: \\Bufchrom\ChromData\HP5973P\20130930-25739.b\P2168.D

Column 1 : ZB-624 (0.25 mm) Detector MS SCAN
Process Host: XAWRK010

First Level Reviewer: quirkp Date: 16-Oct-2013 07:49:04

Compound	Sig	RT (min.)	Adj RT (min.)	Dlt RT (min.)	Q	Response	On-Col Amt ug/L	Flags
* 1 1,4-Difluorobenzene	114	7.819	7.819	0.0	91	140535	25.0	
* 2 Chlorobenzene-d5	82	11.567	11.567	0.0	77	78126	25.0	
* 3 1,4-Dichlorobenzene-d4	152	14.730	14.730	0.0	92	93921	25.0	
$ 4 1,2-Dichloroethane-d4 (Surr)	67	7.381	7.381	0.0	57	32831	25.6	
$ 5 Toluene-d8 (Surr)	98	9.626	9.626	0.0	90	174199	23.9	
$ 6 4-Bromofluorobenzene (Surr)	174	13.191	13.185	0.006	90	67156	25.4	
10 Dichlorodifluoromethane	85		2.678					
11 Chloromethane	50		2.891					
17 Vinyl chloride	62	3.068	3.074	-0.006	21	9709	4.18	
12 Bromomethane	94		3.482					
13 Chloroethane	64		3.579					
14 Trichlorofluoromethane	101		3.926					
16 1,1,2-Trichloro-1,2,2-trifluoroe	101		4.461					
25 1,1-Dichloroethene	96		4.479					
24 Acetone	43		4.546					
27 Carbon disulfide	76		4.771					
30 Methyl acetate	43		4.875					
31 Methylene Chloride	84		5.039					
32 Methyl tert-butyl ether	73		5.270					
35 trans-1,2-Dichloroethene	96		5.313					
40 1,1-Dichloroethane	63	5.793	5.793	0.0	1	3534	0.7850	
44 2-Butanone (MEK)	43		6.426					
43 cis-1,2-Dichloroethene	96	6.444	6.444	0.0	43	12311	4.40	
49 Chloroform	83		6.791					
52 1,1,1-Trichloroethane	97		6.998					
54 Cyclohexane	56		7.046					
55 Carbon tetrachloride	117		7.174					
57 Benzene	78		7.424					
60 1,2-Dichloroethane	62		7.472					
62 Trichloroethene	95		8.154					
64 Methylcyclohexane	83		8.348					

Compound	Sig	RT (min.)	Adj RT (min.)	Dlt RT (min.)	Q	Response	On-Col Amt ug/L	Flags
63 1,2-Dichloropropane	63		8.452					
70 Dichlorobromomethane	83		8.786					
73 cis-1,3-Dichloropropene	75		9.310					
75 4-Methyl-2-pentanone (MIBK)	43		9.450					
76 Toluene	92		9.711					
78 trans-1,3-Dichloropropene	75		10.009					
79 1,1,2-Trichloroethane	83		10.271					
80 Tetrachloroethene	166		10.423					
83 2-Hexanone	43		10.520					
81 Chlorodibromomethane	129		10.824					
85 Ethylene Dibromide	107		10.995					
87 Chlorobenzene	112		11.603					
89 Ethylbenzene	91		11.694					
90 m-Xylene & p-Xylene	106		11.853					
93 o-Xylene	106		12.424					
94 Styrene	104		12.449					
92 Bromoform	173		12.802					
95 Isopropylbenzene	105		12.911					
97 1,1,2,2-Tetrachloroethane	83		13.398					
110 1,3-Dichlorobenzene	146		14.645					
111 1,4-Dichlorobenzene	146		14.760					
116 1,2-Dichlorobenzene	146		15.253					
117 1,2-Dibromo-3-Chloropropane	75		16.245					
119 1,2,4-Trichlorobenzene	180		17.188					
S 126 Xylenes, Total	1		30.000					

Report Date: 16-Oct-2013 07:49:05 Chrom Revision: 2.1 30-Sep-2013 13:45:28

TestAmerica Buffalo

Data File:	\\Bufchrom\ChromData\HP5973P\20131015-26241.b\P2742.D				
Injection Date:	16-Oct-2013 01:18:30	Instrument ID:	HP5973P	Operator ID:	CDC
Lims ID:	480-47308-A-4	Lab Sample ID:		Worklist Smp#:	11
Client ID:	MW-4				
Purge Vol:	5.000 mL	Dil. Factor:	1.0000	ALS Bottle#:	6
Method:	P-8260H2O	Limit Group:	MV - 8260C ICAL		

Column: ZB-624 (0.25 mm)

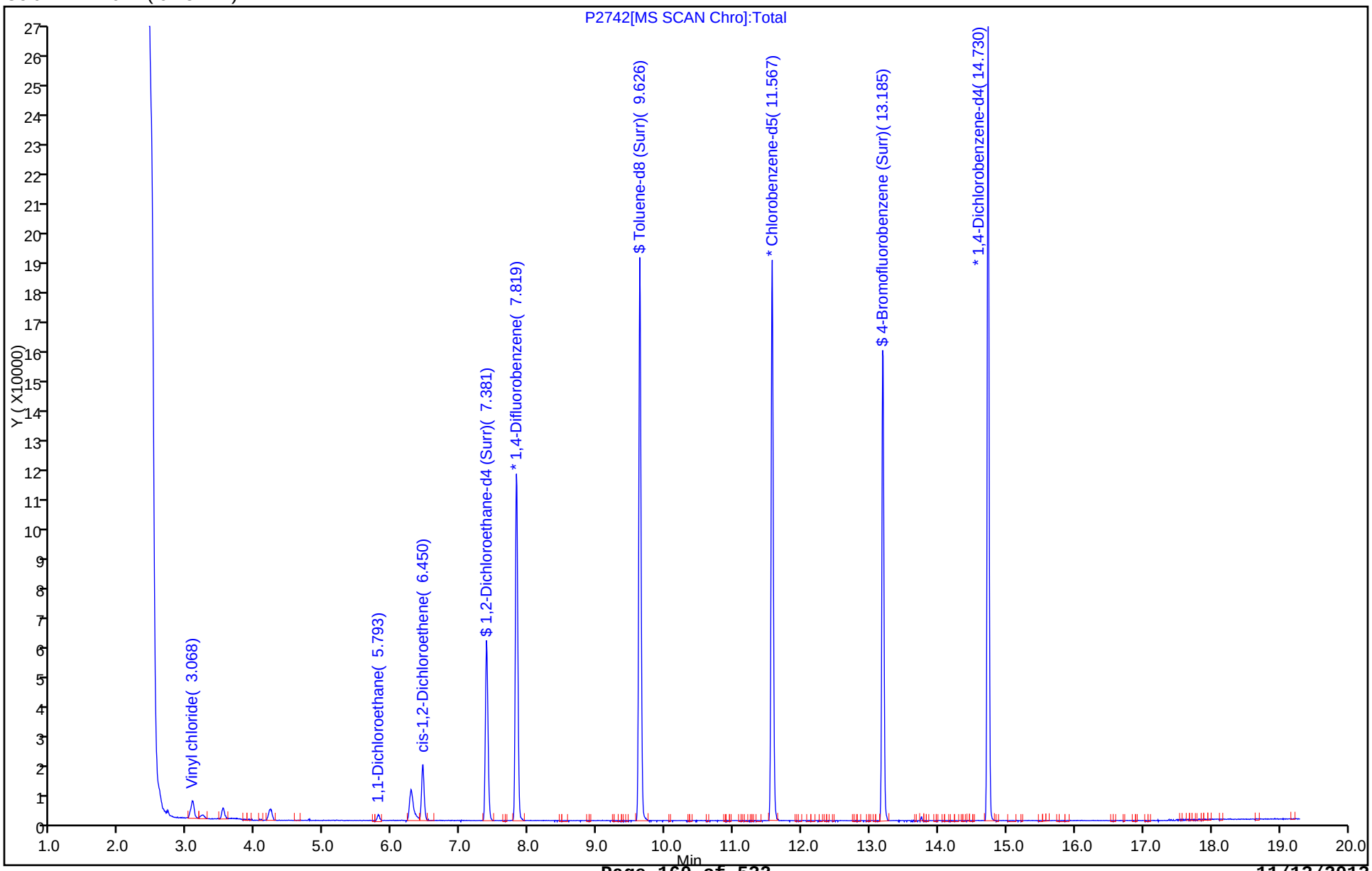

Report Date: 16-Oct-2013 07:49:05 Chrom Revision: 2.1 30-Sep-2013 13:45:28

TestAmerica Buffalo

Data File:	\\Bufchrom\ChromData\HP5973P\20131015-26241.b\P2742.D				
Injection Date:	16-Oct-2013 01:18:30	Instrument ID:	HP5973P		
Lims ID:	480-47308-A-4	Lab Sample ID:			
Client ID:	MW-4				
Operator ID:	CDC	ALS Bottle#:	6	Worklist Smp#:	11
Purge Vol:	5.000 mL	Dil. Factor:	1.0000		
Method:	P-8260H2O	Limit Group:	MV - 8260C ICAL		
Column:	ZB-624 (0.25 mm)	Detector	MS SCAN		

40 1,1-Dichloroethane, CAS: 75-34-3

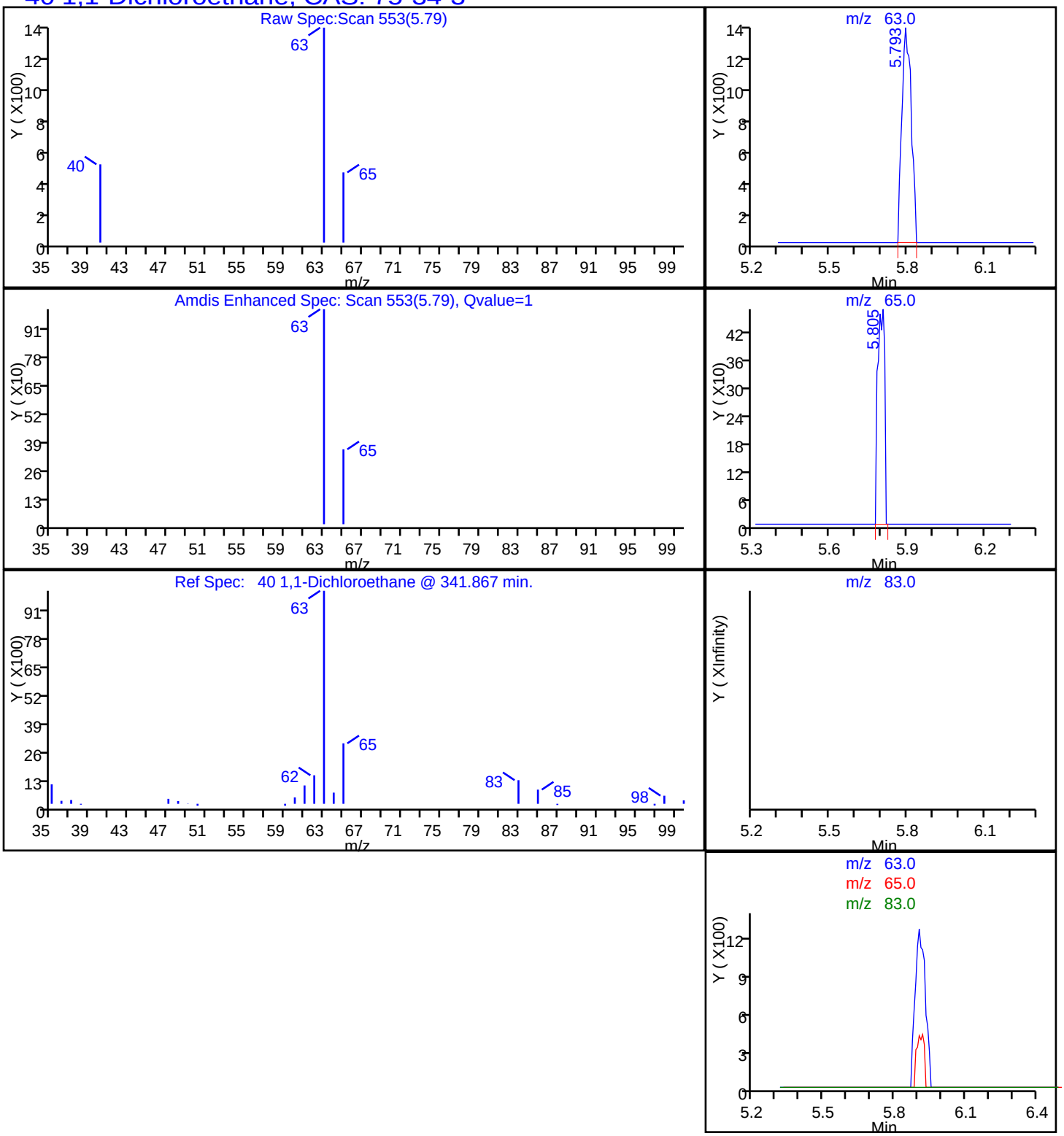

Report Date: 16-Oct-2013 07:49:05 Chrom Revision: 2.1 30-Sep-2013 13:45:28

TestAmerica Buffalo

Data File:	\\Bufchrom\ChromData\HP5973P\20131015-26241.b\P2742.D				
Injection Date:	16-Oct-2013 01:18:30	Instrument ID:	HP5973P		
Lims ID:	480-47308-A-4	Lab Sample ID:			
Client ID:	MW-4				
Operator ID:	CDC	ALS Bottle#:	6	Worklist Smp#:	11
Purge Vol:	5.000 mL	Dil. Factor:	1.0000		
Method:	P-8260H2O	Limit Group:	MV - 8260C ICAL		
Column:	ZB-624 (0.25 mm)	Detector	MS SCAN		

43 cis-1,2-Dichloroethene, CAS: 156-59-2

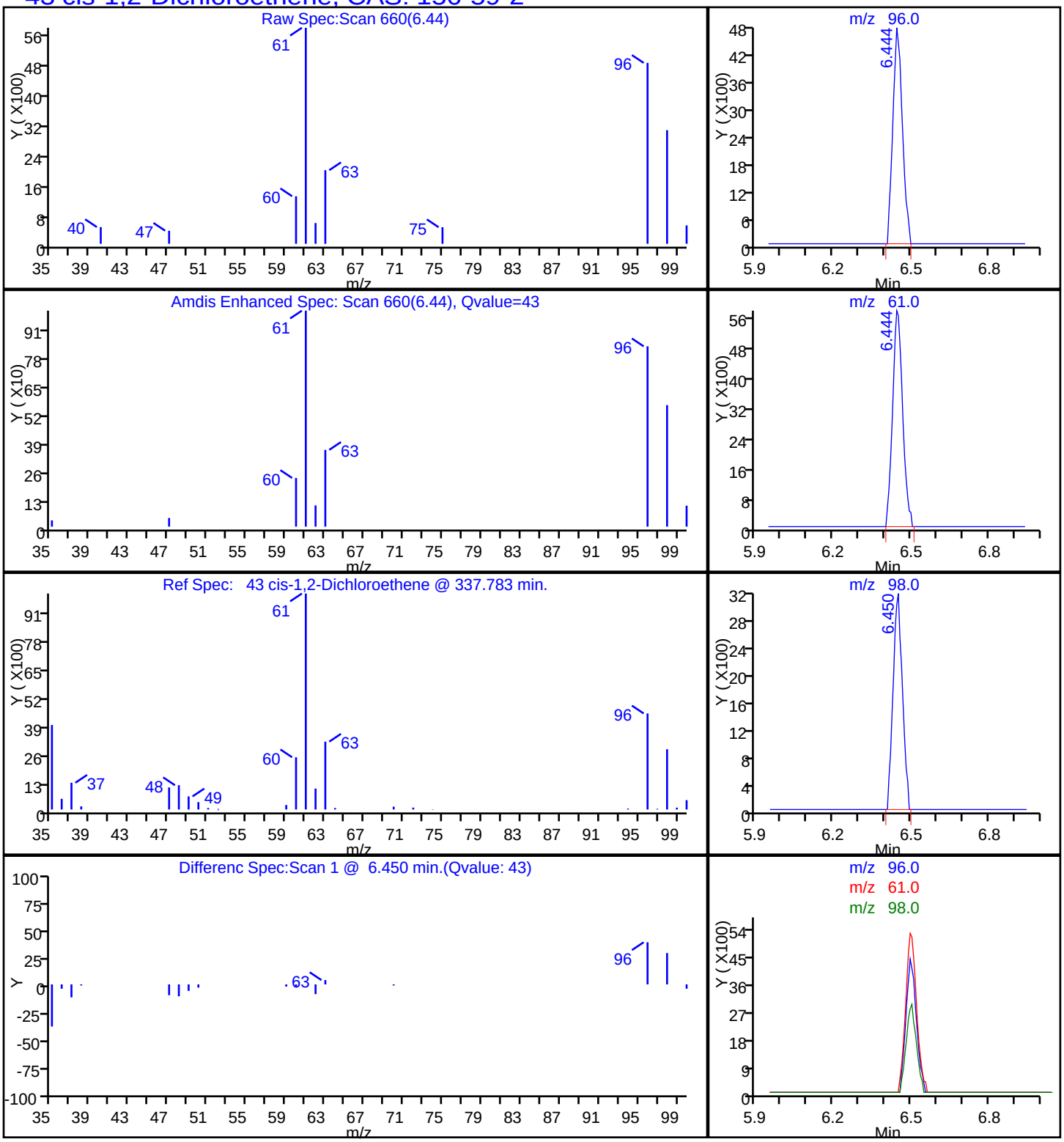

Report Date: 16-Oct-2013 07:49:05 Chrom Revision: 2.1 30-Sep-2013 13:45:28

TestAmerica Buffalo

Data File:	\\Bufchrom\ChromData\HP5973P\20131015-26241.b\P2742.D				
Injection Date:	16-Oct-2013 01:18:30	Instrument ID:	HP5973P		
Lims ID:	480-47308-A-4	Lab Sample ID:			
Client ID:	MW-4				
Operator ID:	CDC	ALS Bottle#:	6	Worklist Smp#:	11
Purge Vol:	5.000 mL	Dil. Factor:	1.0000		
Method:	P-8260H2O	Limit Group:	MV - 8260C ICAL		
Column:	ZB-624 (0.25 mm)	Detector	MS SCAN		

17 Vinyl chloride, CAS: 75-01-4

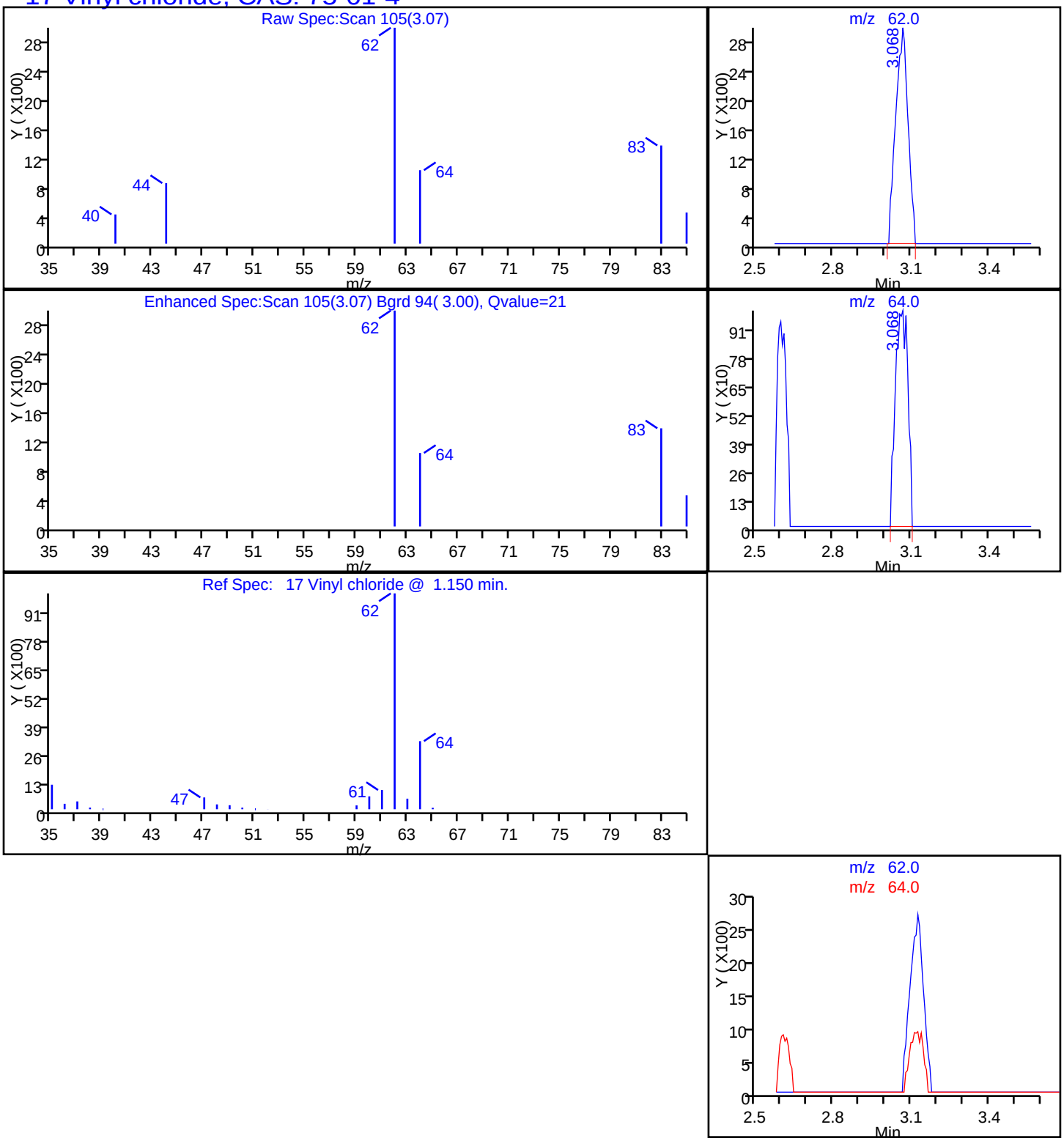

FORM I
GC/MS VOA ORGANICS ANALYSIS DATA SHEET

Lab Name: TestAmerica Buffalo | Job No.: 480-47308-1

SDG No.:

Client Sample ID: MW-5 | Lab Sample ID: 480-47308-5

Matrix: Water | Lab File ID: P2743.D

Analysis Method: 8260C | Date Collected: 10/02/2013 15:10

Sample wt/vol: 5(mL) | Date Analyzed: 10/16/2013 01:43

Soil Aliquot Vol: | Dilution Factor: 1

Soil Extract Vol.: | GC Column: ZB-624 (60) ID: 0.25(mm)

% Moisture: | Level: (low/med) Low

Analysis Batch No.: 145143 | Units: ug/L

CAS NO.	COMPOUND NAME	RESULT	Q	RL	MDL
71-55-6	1,1,1-Trichloroethane	ND		1.0	0.82
79-34-5	1,1,2,2-Tetrachloroethane	ND		1.0	0.21
76-13-1	1,1,2-Trichloro-1,2,2-trifluoroethane	ND		1.0	0.31
79-00-5	1,1,2-Trichloroethane	ND		1.0	0.23
75-34-3	1,1-Dichloroethane	ND		1.0	0.38
75-35-4	1,1-Dichloroethene	ND		1.0	0.29
120-82-1	1,2,4-Trichlorobenzene	ND		1.0	0.41
96-12-8	1,2-Dibromo-3-Chloropropane	ND		1.0	0.39
106-93-4	1,2-Dibromoethane	ND		1.0	0.73
95-50-1	1,2-Dichlorobenzene	ND		1.0	0.79
107-06-2	1,2-Dichloroethane	ND		1.0	0.21
78-87-5	1,2-Dichloropropane	ND		1.0	0.72
541-73-1	1,3-Dichlorobenzene	ND		1.0	0.78
106-46-7	1,4-Dichlorobenzene	ND		1.0	0.84
78-93-3	2-Butanone (MEK)	ND		10	1.3
591-78-6	2-Hexanone	ND		5.0	1.2
108-10-1	4-Methyl-2-pentanone (MIBK)	ND		5.0	2.1
67-64-1	Acetone	4.5	J	10	3.0
71-43-2	Benzene	ND		1.0	0.41
75-27-4	Bromodichloromethane	ND		1.0	0.39
75-25-2	Bromoform	ND		1.0	0.26
74-83-9	Bromomethane	ND		1.0	0.69
75-15-0	Carbon disulfide	ND		1.0	0.19
56-23-5	Carbon tetrachloride	ND		1.0	0.27
108-90-7	Chlorobenzene	ND		1.0	0.75
75-00-3	Chloroethane	ND		1.0	0.32
67-66-3	Chloroform	ND		1.0	0.34
74-87-3	Chloromethane	ND		1.0	0.35
156-59-2	cis-1,2-Dichloroethene	ND		1.0	0.81
10061-01-5	cis-1,3-Dichloropropene	ND		1.0	0.36
110-82-7	Cyclohexane	ND		1.0	0.18
124-48-1	Dibromochloromethane	ND		1.0	0.32
75-71-8	Dichlorodifluoromethane	ND		1.0	0.68
100-41-4	Ethylbenzene	ND		1.0	0.74
98-82-8	Isopropylbenzene	ND		1.0	0.79

FORM I
GC/MS VOA ORGANICS ANALYSIS DATA SHEET

Lab Name: TestAmerica Buffalo | Job No.: 480-47308-1

SDG No.:

Client Sample ID: MW-5 | Lab Sample ID: 480-47308-5

Matrix: Water | Lab File ID: P2743.D

Analysis Method: 8260C | Date Collected: 10/02/2013 15:10

Sample wt/vol: 5(mL) | Date Analyzed: 10/16/2013 01:43

Soil Aliquot Vol: | Dilution Factor: 1

Soil Extract Vol.: | GC Column: ZB-624 (60) ID: 0.25(mm)

% Moisture: | Level: (low/med) Low

Analysis Batch No.: 145143 | Units: ug/L

CAS NO.	COMPOUND NAME	RESULT	Q	RL	MDL
79-20-9	Methyl acetate	ND		1.0	0.50
1634-04-4	Methyl tert-butyl ether	ND		1.0	0.16
108-87-2	Methylcyclohexane	ND		1.0	0.16
75-09-2	Methylene Chloride	ND		1.0	0.44
179601-23-1	m-Xylene & p-Xylene	ND		1.0	0.66
95-47-6	o-Xylene	ND		1.0	0.76
100-42-5	Styrene	ND		1.0	0.73
127-18-4	Tetrachloroethene	ND		1.0	0.36
108-88-3	Toluene	ND		1.0	0.51
156-60-5	trans-1,2-Dichloroethene	ND		1.0	0.90
10061-02-6	trans-1,3-Dichloropropene	ND		1.0	0.37
79-01-6	Trichloroethene	ND		1.0	0.46
75-69-4	Trichlorofluoromethane	ND		1.0	0.88
75-01-4	Vinyl chloride	ND		1.0	0.90
1330-20-7	Xylenes, Total	ND		1.0	0.66

CAS NO.	SURROGATE	%REC	Q	LIMITS
17060-07-0	1,2-Dichloroethane-d4 (Surr)	104		66-137
460-00-4	4-Bromofluorobenzene (Surr)	102		73-120
2037-26-5	Toluene-d8 (Surr)	96		71-126

TestAmerica Buffalo
Target Compound Quantitation Report

Data File: \\Bufchrom\ChromData\HP5973P\20131015-26241.b\P2743.D
Lims ID: 480-47308-A-5 Lab Sample ID:
Client ID: MW-5
Sample Type: Client
Inject. Date: 16-Oct-2013 01:43:30 ALS Bottle#: 7 Worklist Smp#: 12
Purge Vol: 5.000 mL Dil. Factor: 1.0000
Sample Info: 480-47308-A-5
Misc. Info.: 480-0026241-012 =480-0026241-012
Operator ID: CDC Instrument ID: HP5973P

Method: \\Bufchrom\ChromData\HP5973P\20131015-26241.b\P-8260H2O.m
Limit Group: MV - 8260C ICAL
Last Update: 16-Oct-2013 05:25:33 Calib Date: 30-Sep-2013 22:31:30
Integrator: RTE ID Type: Deconvolution ID
Quant Method: Internal Standard Quant By: Initial Calibration
Last ICal File: \\Bufchrom\ChromData\HP5973P\20130930-25739.b\P2168.D

Column 1 : ZB-624 (0.25 mm) Detector MS SCAN
Process Host: XAWRK010

First Level Reviewer: quirkp Date: 16-Oct-2013 07:49:18

Compound	Sig	RT (min.)	Adj RT (min.)	Dlt RT (min.)	Q	Response	On-Col Amt ug/L	Flags
* 1 1,4-Difluorobenzene	114	7.819	7.819	0.0	91	134002	25.0	
* 2 Chlorobenzene-d5	82	11.566	11.567	-0.001	76	75592	25.0	
* 3 1,4-Dichlorobenzene-d4	152	14.730	14.730	0.0	93	90580	25.0	
$ 4 1,2-Dichloroethane-d4 (Surr)	67	7.381	7.381	0.0	58	31934	26.1	
$ 5 Toluene-d8 (Surr)	98	9.626	9.626	0.0	89	168950	23.9	
$ 6 4-Bromofluorobenzene (Surr)	174	13.185	13.185	0.0	89	65003	25.4	
10 Dichlorodifluoromethane	85		2.678					
11 Chloromethane	50		2.891					
17 Vinyl chloride	62		3.074					
12 Bromomethane	94		3.482					
13 Chloroethane	64		3.579					
14 Trichlorofluoromethane	101		3.926					
16 1,1,2-Trichloro-1,2,2-trifluoroe	101		4.461					
25 1,1-Dichloroethene	96		4.479					
24 Acetone	43	4.558	4.546	0.012	66	4491	4.47	
27 Carbon disulfide	76		4.771					
30 Methyl acetate	43		4.875					
31 Methylene Chloride	84		5.039					
32 Methyl tert-butyl ether	73		5.270					
35 trans-1,2-Dichloroethene	96		5.313					
40 1,1-Dichloroethane	63	5.793	5.793	0.0	1	1301	0.3031	
44 2-Butanone (MEK)	43		6.426					
43 cis-1,2-Dichloroethene	96		6.444					
49 Chloroform	83		6.791					
52 1,1,1-Trichloroethane	97		6.998					
54 Cyclohexane	56		7.046					
55 Carbon tetrachloride	117		7.174					
57 Benzene	78		7.424					
60 1,2-Dichloroethane	62		7.472					
62 Trichloroethene	95		8.154					
64 Methylcyclohexane	83		8.348					

Compound	Sig	RT (min.)	Adj RT (min.)	Dlt RT (min.)	Q	Response	On-Col Amt ug/L	Flags
63 1,2-Dichloropropane	63		8.452					
70 Dichlorobromomethane	83		8.786					
73 cis-1,3-Dichloropropene	75		9.310					
75 4-Methyl-2-pentanone (MIBK)	43		9.450					
76 Toluene	92		9.711					
78 trans-1,3-Dichloropropene	75		10.009					
79 1,1,2-Trichloroethane	83		10.271					
80 Tetrachloroethene	166		10.423					
83 2-Hexanone	43		10.520					
81 Chlorodibromomethane	129		10.824					
85 Ethylene Dibromide	107		10.995					
87 Chlorobenzene	112		11.603					
89 Ethylbenzene	91		11.694					
90 m-Xylene & p-Xylene	106		11.853					
93 o-Xylene	106		12.424					
94 Styrene	104		12.449					
92 Bromoform	173		12.802					
95 Isopropylbenzene	105		12.911					
97 1,1,2,2-Tetrachloroethane	83		13.398					
110 1,3-Dichlorobenzene	146		14.645					
111 1,4-Dichlorobenzene	146		14.760					
116 1,2-Dichlorobenzene	146		15.253					
117 1,2-Dibromo-3-Chloropropane	75		16.245					
119 1,2,4-Trichlorobenzene	180		17.188					
S 126 Xylenes, Total	1		30.000					

Report Date: 16-Oct-2013 07:49:18 Chrom Revision: 2.1 30-Sep-2013 13:45:28

TestAmerica Buffalo

Data File:	\\Bufchrom\ChromData\HP5973P\20131015-26241.b\P2743.D				
Injection Date:	16-Oct-2013 01:43:30	Instrument ID:	HP5973P	Operator ID:	CDC
Lims ID:	480-47308-A-5	Lab Sample ID:		Worklist Smp#:	12
Client ID:	MW-5				
Purge Vol:	5.000 mL	Dil. Factor:	1.0000	ALS Bottle#:	7
Method:	P-8260H2O	Limit Group:	MV - 8260C ICAL		
Column: ZB-624 (0.25 mm)					

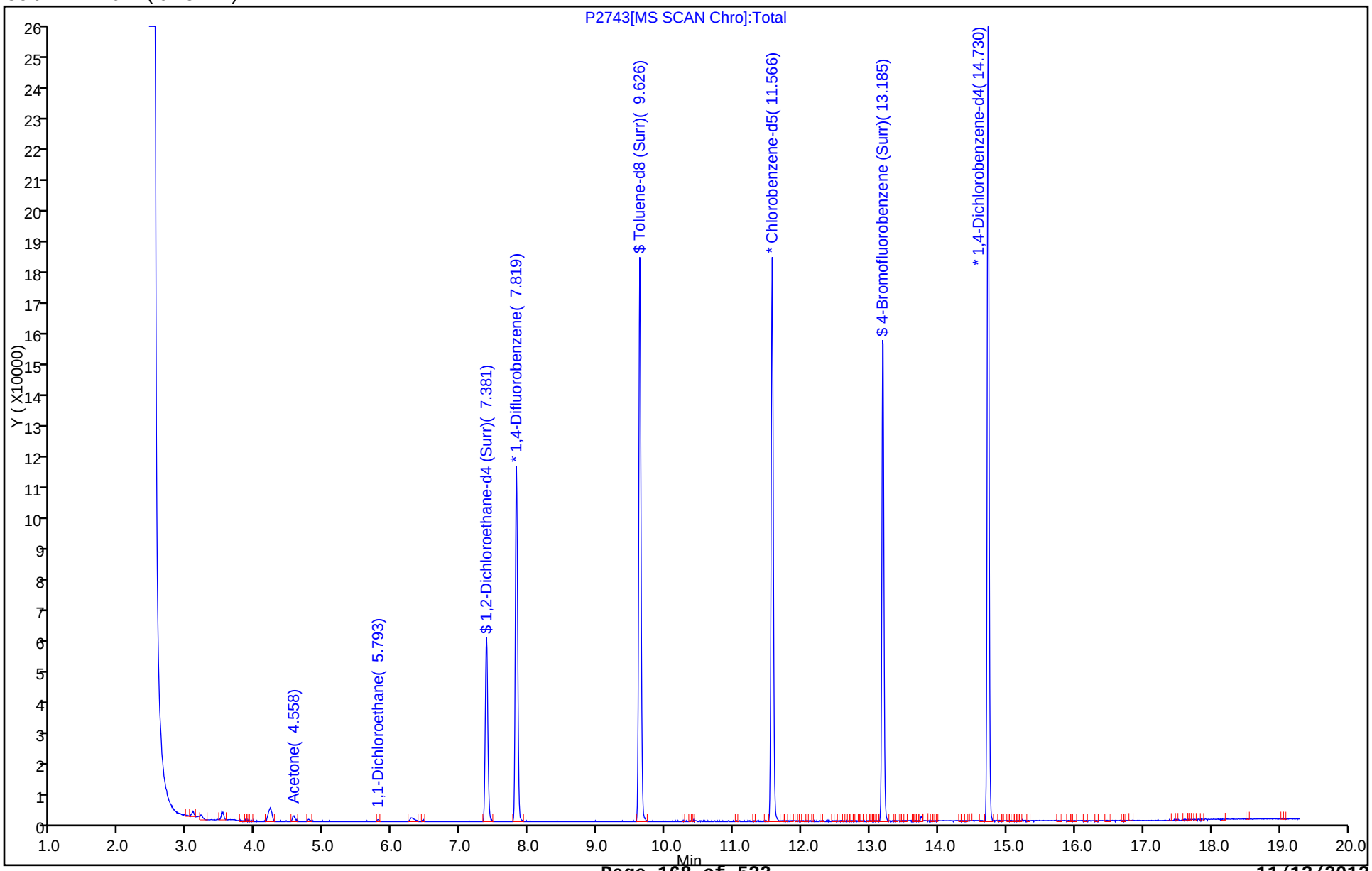

Report Date: 16-Oct-2013 07:49:18 Chrom Revision: 2.1 30-Sep-2013 13:45:28

TestAmerica Buffalo

Data File:	\\Bufchrom\ChromData\HP5973P\20131015-26241.b\P2743.D				
Injection Date:	16-Oct-2013 01:43:30	Instrument ID:	HP5973P		
Lims ID:	480-47308-A-5	Lab Sample ID:			
Client ID:	MW-5				
Operator ID:	CDC	ALS Bottle#:	7	Worklist Smp#:	12
Purge Vol:	5.000 mL	Dil. Factor:	1.0000		
Method:	P-8260H2O	Limit Group:	MV - 8260C ICAL		
Column:	ZB-624 (0.25 mm)	Detector	MS SCAN		

24 Acetone, CAS: 67-64-1

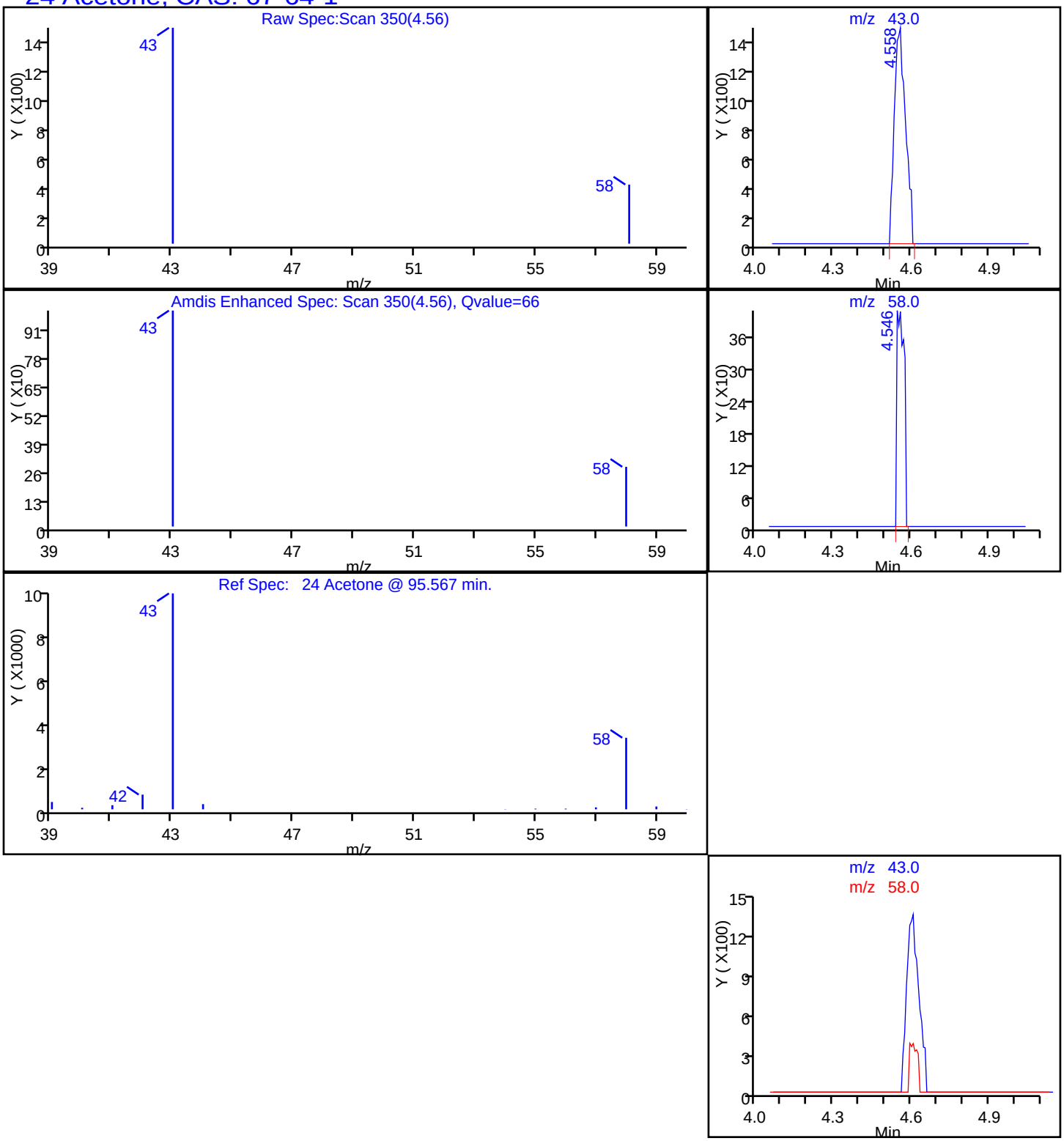

FORM I
GC/MS VOA ORGANICS ANALYSIS DATA SHEET

Lab Name: TestAmerica Buffalo | Job No.: 480-47308-1

SDG No.:

Client Sample ID: MW-10 | Lab Sample ID: 480-47308-6

Matrix: Water | Lab File ID: P2744.D

Analysis Method: 8260C | Date Collected: 10/03/2013 13:55

Sample wt/vol: 5(mL) | Date Analyzed: 10/16/2013 02:08

Soil Aliquot Vol: | Dilution Factor: 1

Soil Extract Vol.: | GC Column: ZB-624 (60) ID: 0.25(mm)

% Moisture: | Level: (low/med) Low

Analysis Batch No.: 145143 | Units: ug/L

CAS NO.	COMPOUND NAME	RESULT	Q	RL	MDL
71-55-6	1,1,1-Trichloroethane	ND		1.0	0.82
79-34-5	1,1,2,2-Tetrachloroethane	ND		1.0	0.21
76-13-1	1,1,2-Trichloro-1,2,2-trifluoroethane	ND		1.0	0.31
79-00-5	1,1,2-Trichloroethane	ND		1.0	0.23
75-34-3	1,1-Dichloroethane	2.9		1.0	0.38
75-35-4	1,1-Dichloroethene	ND		1.0	0.29
120-82-1	1,2,4-Trichlorobenzene	ND		1.0	0.41
96-12-8	1,2-Dibromo-3-Chloropropane	ND		1.0	0.39
106-93-4	1,2-Dibromoethane	ND		1.0	0.73
95-50-1	1,2-Dichlorobenzene	ND		1.0	0.79
107-06-2	1,2-Dichloroethane	ND		1.0	0.21
78-87-5	1,2-Dichloropropane	ND		1.0	0.72
541-73-1	1,3-Dichlorobenzene	ND		1.0	0.78
106-46-7	1,4-Dichlorobenzene	ND		1.0	0.84
78-93-3	2-Butanone (MEK)	ND		10	1.3
591-78-6	2-Hexanone	ND		5.0	1.2
108-10-1	4-Methyl-2-pentanone (MIBK)	ND		5.0	2.1
67-64-1	Acetone	ND		10	3.0
71-43-2	Benzene	ND		1.0	0.41
75-27-4	Bromodichloromethane	ND		1.0	0.39
75-25-2	Bromoform	ND		1.0	0.26
74-83-9	Bromomethane	ND		1.0	0.69
75-15-0	Carbon disulfide	ND		1.0	0.19
56-23-5	Carbon tetrachloride	ND		1.0	0.27
108-90-7	Chlorobenzene	ND		1.0	0.75
75-00-3	Chloroethane	ND		1.0	0.32
67-66-3	Chloroform	ND		1.0	0.34
74-87-3	Chloromethane	ND		1.0	0.35
156-59-2	cis-1,2-Dichloroethene	35		1.0	0.81
10061-01-5	cis-1,3-Dichloropropene	ND		1.0	0.36
110-82-7	Cyclohexane	ND		1.0	0.18
124-48-1	Dibromochloromethane	ND		1.0	0.32
75-71-8	Dichlorodifluoromethane	ND		1.0	0.68
100-41-4	Ethylbenzene	ND		1.0	0.74
98-82-8	Isopropylbenzene	ND		1.0	0.79

FORM I
GC/MS VOA ORGANICS ANALYSIS DATA SHEET

Lab Name: TestAmerica Buffalo | Job No.: 480-47308-1

SDG No.:

Client Sample ID: MW-10 | Lab Sample ID: 480-47308-6

Matrix: Water | Lab File ID: P2744.D

Analysis Method: 8260C | Date Collected: 10/03/2013 13:55

Sample wt/vol: 5(mL) | Date Analyzed: 10/16/2013 02:08

Soil Aliquot Vol: | Dilution Factor: 1

Soil Extract Vol.: | GC Column: ZB-624 (60) ID: 0.25(mm)

% Moisture: | Level: (low/med) Low

Analysis Batch No.: 145143 | Units: ug/L

CAS NO.	COMPOUND NAME	RESULT	Q	RL	MDL
79-20-9	Methyl acetate	ND		1.0	0.50
1634-04-4	Methyl tert-butyl ether	ND		1.0	0.16
108-87-2	Methylcyclohexane	ND		1.0	0.16
75-09-2	Methylene Chloride	ND		1.0	0.44
179601-23-1	m-Xylene & p-Xylene	ND		1.0	0.66
95-47-6	o-Xylene	ND		1.0	0.76
100-42-5	Styrene	ND		1.0	0.73
127-18-4	Tetrachloroethene	ND		1.0	0.36
108-88-3	Toluene	ND		1.0	0.51
156-60-5	trans-1,2-Dichloroethene	2.3		1.0	0.90
10061-02-6	trans-1,3-Dichloropropene	ND		1.0	0.37
79-01-6	Trichloroethene	0.72	J	1.0	0.46
75-69-4	Trichlorofluoromethane	ND		1.0	0.88
75-01-4	Vinyl chloride	20		1.0	0.90
1330-20-7	Xylenes, Total	ND		1.0	0.66

CAS NO.	SURROGATE	%REC	Q	LIMITS
17060-07-0	1,2-Dichloroethane-d4 (Surr)	104		66-137
460-00-4	4-Bromofluorobenzene (Surr)	99		73-120
2037-26-5	Toluene-d8 (Surr)	94		71-126

TestAmerica Buffalo
Target Compound Quantitation Report

Data File: \\Bufchrom\ChromData\HP5973P\20131015-26241.b\P2744.D
Lims ID: 480-47308-A-6 Lab Sample ID:
Client ID: MW-10
Sample Type: Client
Inject. Date: 16-Oct-2013 02:08:30 ALS Bottle#: 8 Worklist Smp#: 13
Purge Vol: 5.000 mL Dil. Factor: 1.0000
Sample Info: 480-47308-A-6
Misc. Info.: 480-0026241-013 =480-0026241-013
Operator ID: CDC Instrument ID: HP5973P

Method: \\Bufchrom\ChromData\HP5973P\20131015-26241.b\P-8260H2O.m
Limit Group: MV - 8260C ICAL
Last Update: 16-Oct-2013 05:25:33 Calib Date: 30-Sep-2013 22:31:30
Integrator: RTE ID Type: Deconvolution ID
Quant Method: Internal Standard Quant By: Initial Calibration
Last ICal File: \\Bufchrom\ChromData\HP5973P\20130930-25739.b\P2168.D

Column 1 : ZB-624 (0.25 mm) Detector MS SCAN
Process Host: XAWRK010

First Level Reviewer: quirkp Date: 16-Oct-2013 07:49:33

Compound	Sig	RT (min.)	Adj RT (min.)	Dlt RT (min.)	Q	Response	On-Col Amt ug/L	Flags
* 1 1,4-Difluorobenzene	114	7.819	7.819	0.0	91	130967	25.0	
* 2 Chlorobenzene-d5	82	11.566	11.567	-0.001	77	73627	25.0	
* 3 1,4-Dichlorobenzene-d4	152	14.730	14.730	0.0	92	87159	25.0	
$ 4 1,2-Dichloroethane-d4 (Surr)	67	7.375	7.381	-0.006	57	31033	26.0	
$ 5 Toluene-d8 (Surr)	98	9.626	9.626	0.0	88	162304	23.6	
$ 6 4-Bromofluorobenzene (Surr)	174	13.191	13.185	0.006	90	61628	24.8	
10 Dichlorodifluoromethane	85		2.678					
11 Chloromethane	50		2.891					
17 Vinyl chloride	62	3.068	3.074	-0.006	69	43566	20.1	
12 Bromomethane	94		3.482					
13 Chloroethane	64		3.579					
14 Trichlorofluoromethane	101		3.926					
16 1,1,2-Trichloro-1,2,2-trifluoroe	101		4.461					
25 1,1-Dichloroethene	96		4.479					
24 Acetone	43		4.546					
27 Carbon disulfide	76		4.771					
30 Methyl acetate	43		4.875					
31 Methylene Chloride	84		5.039					
32 Methyl tert-butyl ether	73		5.270					
35 trans-1,2-Dichloroethene	96	5.313	5.313	0.0	68	5606	2.35	
40 1,1-Dichloroethane	63	5.793	5.793	0.0	32	12063	2.88	
44 2-Butanone (MEK)	43		6.426					
43 cis-1,2-Dichloroethene	96	6.438	6.444	-0.006	67	91977	35.3	
49 Chloroform	83		6.791					
52 1,1,1-Trichloroethane	97		6.998					
54 Cyclohexane	56		7.046					
55 Carbon tetrachloride	117		7.174					
57 Benzene	78		7.424					
60 1,2-Dichloroethane	62		7.472					
62 Trichloroethene	95	8.160	8.154	0.006	31	1690	0.7173	
64 Methylcyclohexane	83		8.348					

Compound	Sig	RT (min.)	Adj RT (min.)	Dlt RT (min.)	Q	Response	On-Col Amt ug/L	Flags
63 1,2-Dichloropropane	63		8.452					
70 Dichlorobromomethane	83		8.786					
73 cis-1,3-Dichloropropene	75		9.310					
75 4-Methyl-2-pentanone (MIBK)	43		9.450					
76 Toluene	92		9.711					
78 trans-1,3-Dichloropropene	75		10.009					
79 1,1,2-Trichloroethane	83		10.271					
80 Tetrachloroethene	166		10.423					
83 2-Hexanone	43		10.520					
81 Chlorodibromomethane	129		10.824					
85 Ethylene Dibromide	107		10.995					
87 Chlorobenzene	112		11.603					
89 Ethylbenzene	91		11.694					
90 m-Xylene & p-Xylene	106		11.853					
93 o-Xylene	106		12.424					
94 Styrene	104		12.449					
92 Bromoform	173		12.802					
95 Isopropylbenzene	105		12.911					
97 1,1,2,2-Tetrachloroethane	83		13.398					
110 1,3-Dichlorobenzene	146		14.645					
111 1,4-Dichlorobenzene	146		14.760					
116 1,2-Dichlorobenzene	146		15.253					
117 1,2-Dibromo-3-Chloropropane	75		16.245					
119 1,2,4-Trichlorobenzene	180		17.188					
S 126 Xylenes, Total	1		30.000					

Report Date: 16-Oct-2013 07:49:33 Chrom Revision: 2.1 30-Sep-2013 13:45:28

TestAmerica Buffalo

Data File:	\\Bufchrom\ChromData\HP5973P\20131015-26241.b\P2744.D				
Injection Date:	16-Oct-2013 02:08:30	Instrument ID:	HP5973P	Operator ID:	CDC
Lims ID:	480-47308-A-6	Lab Sample ID:		Worklist Smp#:	13
Client ID:	MW-10				
Purge Vol:	5.000 mL	Dil. Factor:	1.0000	ALS Bottle#:	8
Method:	P-8260H2O	Limit Group:	MV - 8260C ICAL		
Column: ZB-624 (0.25 mm)					

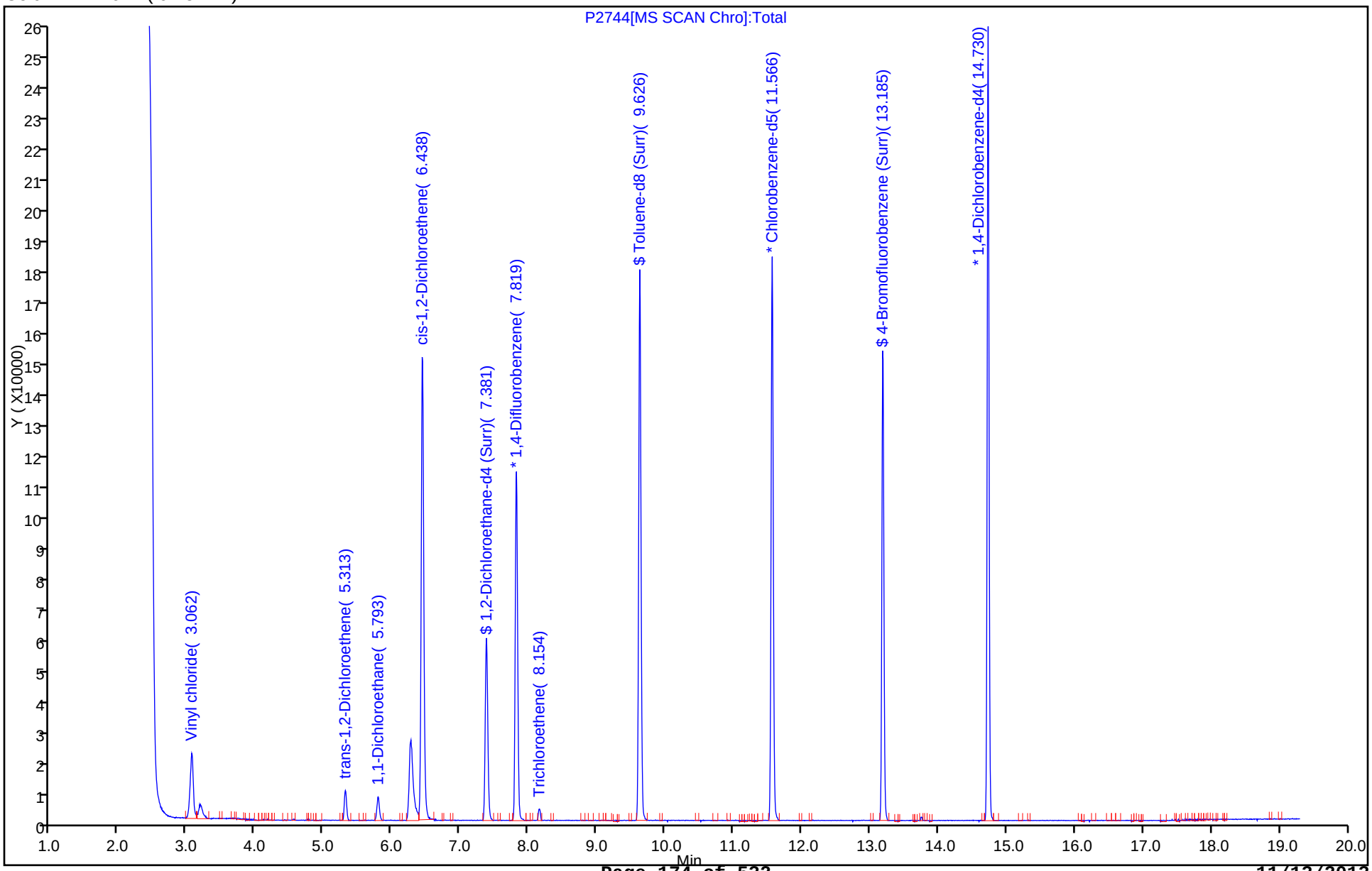

Report Date: 16-Oct-2013 07:49:34 Chrom Revision: 2.1 30-Sep-2013 13:45:28

TestAmerica Buffalo

Data File:	\\Bufchrom\ChromData\HP5973P\20131015-26241.b\P2744.D				
Injection Date:	16-Oct-2013 02:08:30	Instrument ID:	HP5973P		
Lims ID:	480-47308-A-6	Lab Sample ID:			
Client ID:	MW-10				
Operator ID:	CDC	ALS Bottle#:	8	Worklist Smp#:	13
Purge Vol:	5.000 mL	Dil. Factor:	1.0000		
Method:	P-8260H2O	Limit Group:	MV - 8260C ICAL		
Column:	ZB-624 (0.25 mm)	Detector	MS SCAN		

40 1,1-Dichloroethane, CAS: 75-34-3

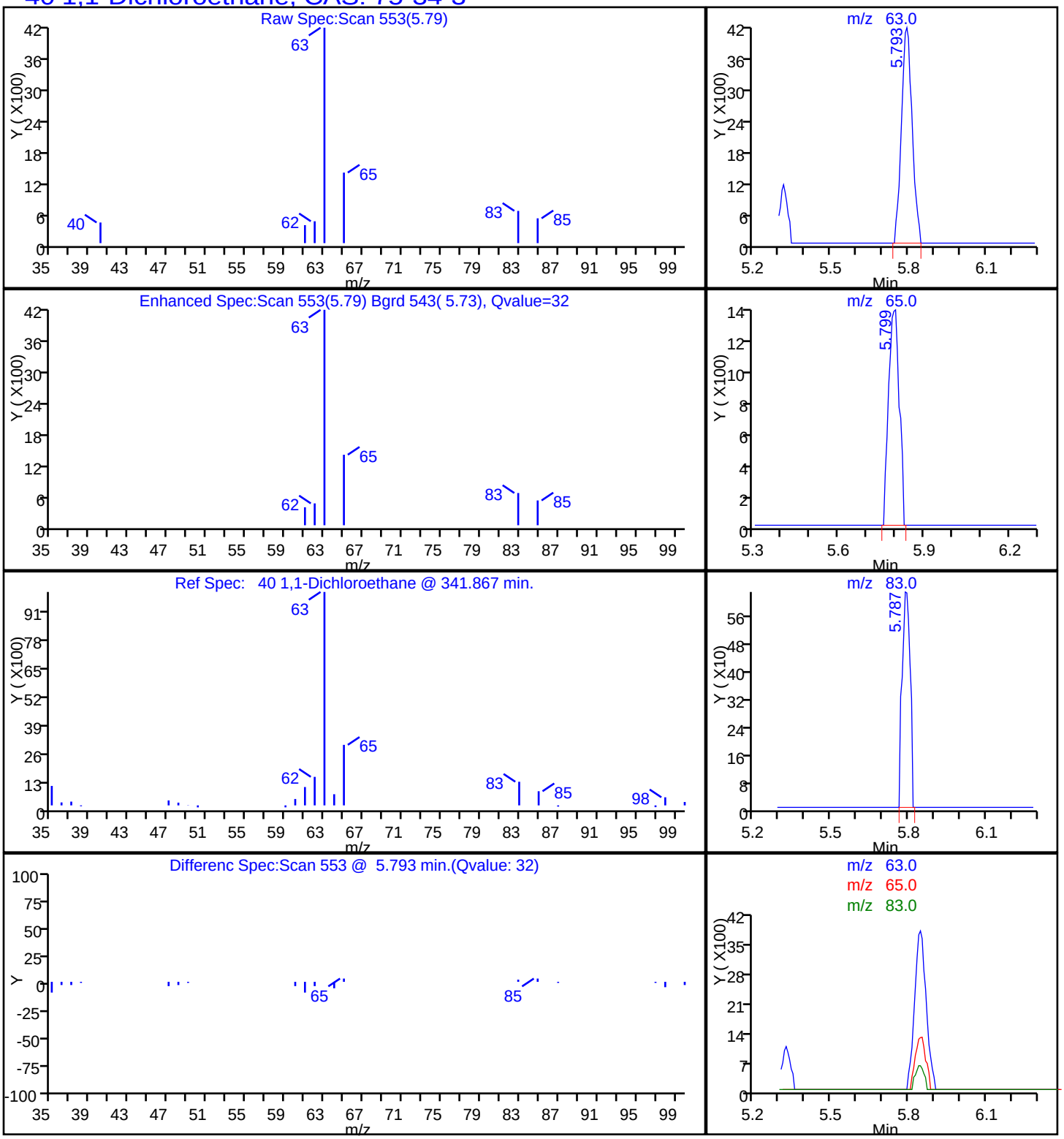

Report Date: 16-Oct-2013 07:49:34 Chrom Revision: 2.1 30-Sep-2013 13:45:28

TestAmerica Buffalo

Data File:	\\Bufchrom\ChromData\HP5973P\20131015-26241.b\P2744.D				
Injection Date:	16-Oct-2013 02:08:30	Instrument ID:	HP5973P		
Lims ID:	480-47308-A-6	Lab Sample ID:			
Client ID:	MW-10				
Operator ID:	CDC	ALS Bottle#:	8	Worklist Smp#:	13
Purge Vol:	5.000 mL	Dil. Factor:	1.0000		
Method:	P-8260H2O	Limit Group:	MV - 8260C ICAL		
Column:	ZB-624 (0.25 mm)	Detector	MS SCAN		

43 cis-1,2-Dichloroethene, CAS: 156-59-2

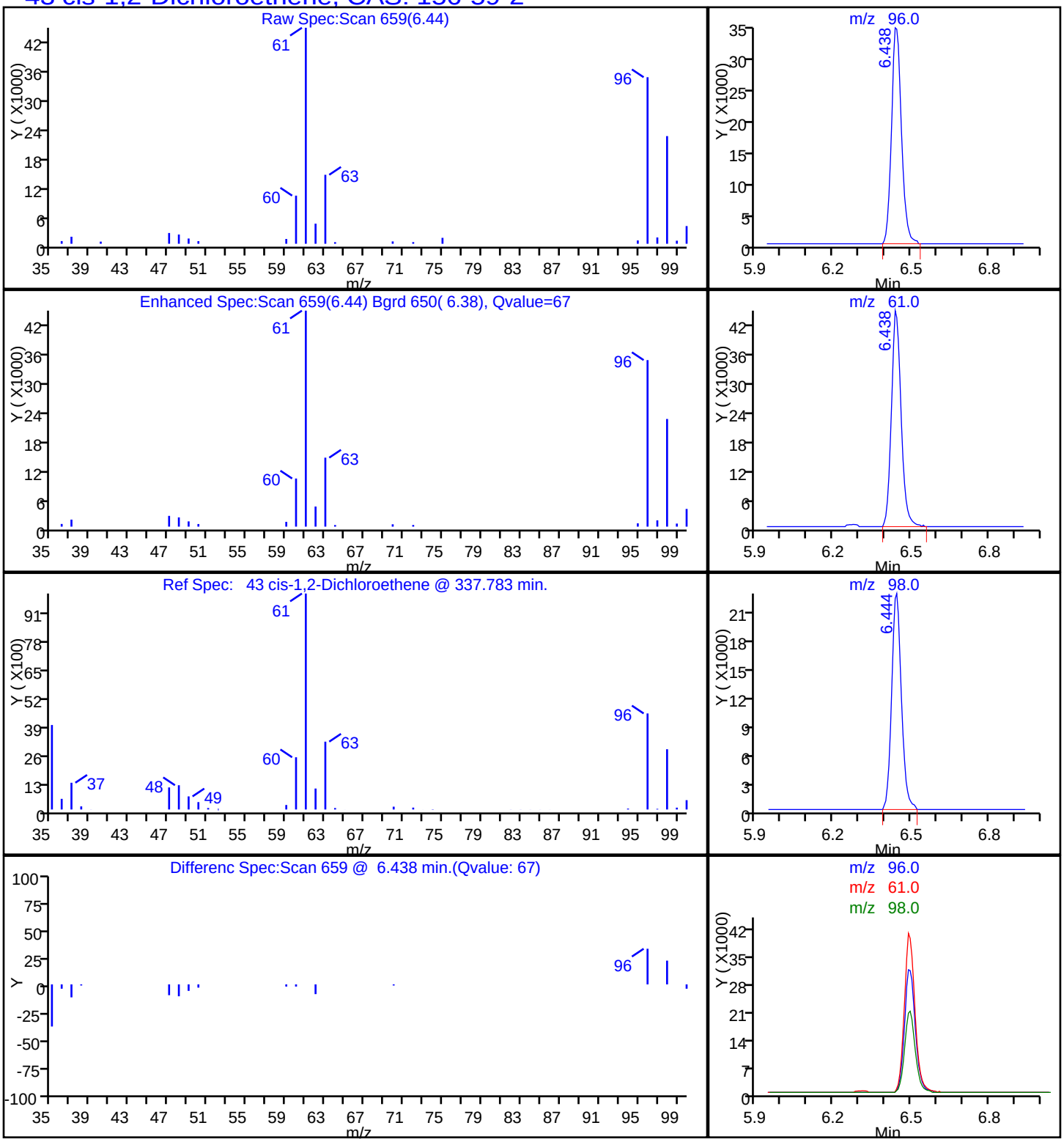

Report Date: 16-Oct-2013 07:49:33 Chrom Revision: 2.1 30-Sep-2013 13:45:28

TestAmerica Buffalo

Data File:	\\Bufchrom\ChromData\HP5973P\20131015-26241.b\P2744.D				
Injection Date:	16-Oct-2013 02:08:30	Instrument ID:	HP5973P		
Lims ID:	480-47308-A-6	Lab Sample ID:			
Client ID:	MW-10				
Operator ID:	CDC	ALS Bottle#:	8	Worklist Smp#:	13
Purge Vol:	5.000 mL	Dil. Factor:	1.0000		
Method:	P-8260H2O	Limit Group:	MV - 8260C ICAL		
Column:	ZB-624 (0.25 mm)	Detector	MS SCAN		

35 trans-1,2-Dichloroethene, CAS: 156-60-5

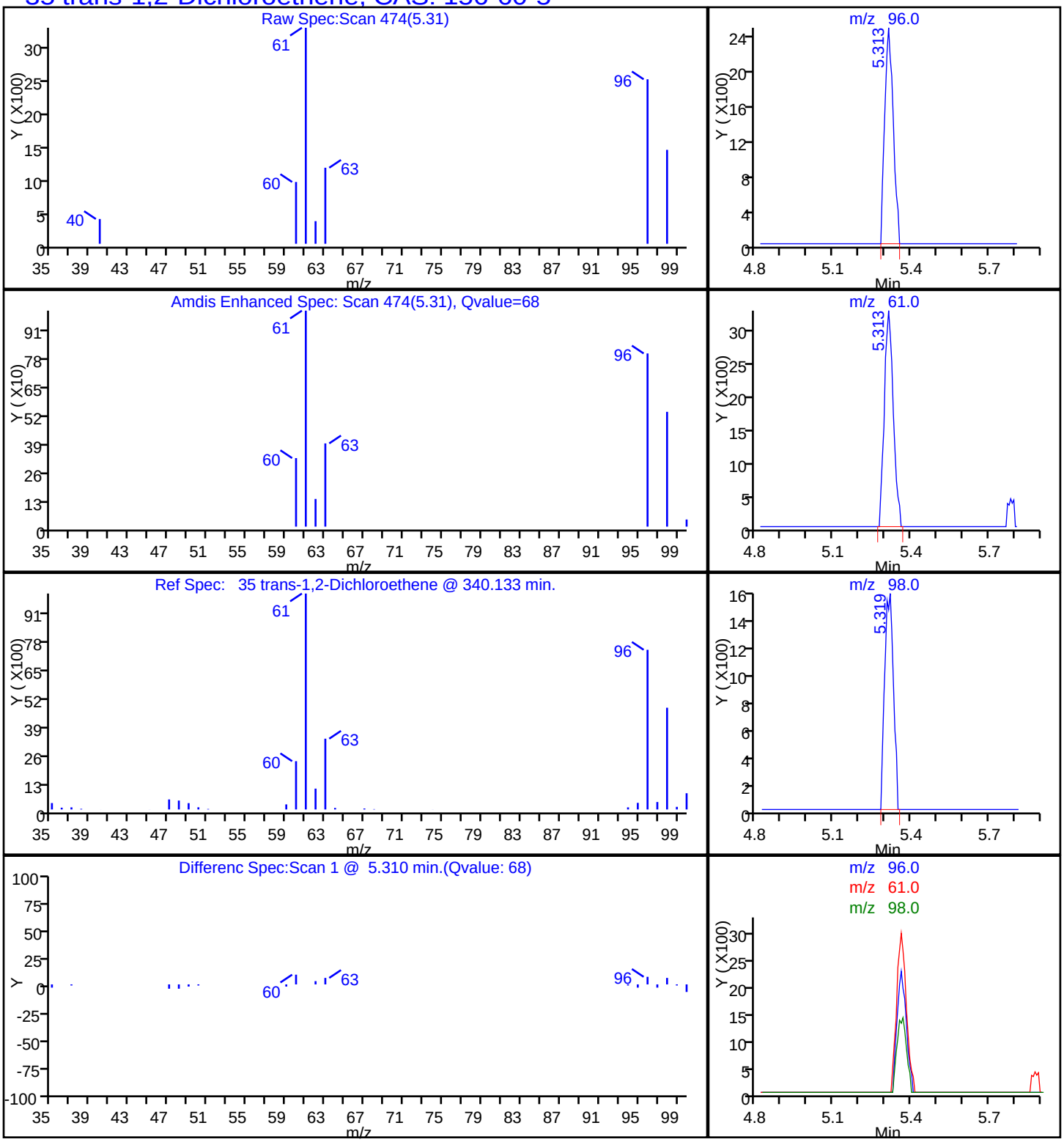

Report Date: 16-Oct-2013 07:49:34 Chrom Revision: 2.1 30-Sep-2013 13:45:28

TestAmerica Buffalo

Data File:	\\Bufchrom\ChromData\HP5973P\20131015-26241.b\P2744.D				
Injection Date:	16-Oct-2013 02:08:30	Instrument ID:	HP5973P		
Lims ID:	480-47308-A-6	Lab Sample ID:			
Client ID:	MW-10				
Operator ID:	CDC	ALS Bottle#:	8	Worklist Smp#:	13
Purge Vol:	5.000 mL	Dil. Factor:	1.0000		
Method:	P-8260H2O	Limit Group:	MV - 8260C ICAL		
Column:	ZB-624 (0.25 mm)	Detector	MS SCAN		

62 Trichloroethene, CAS: 79-01-6

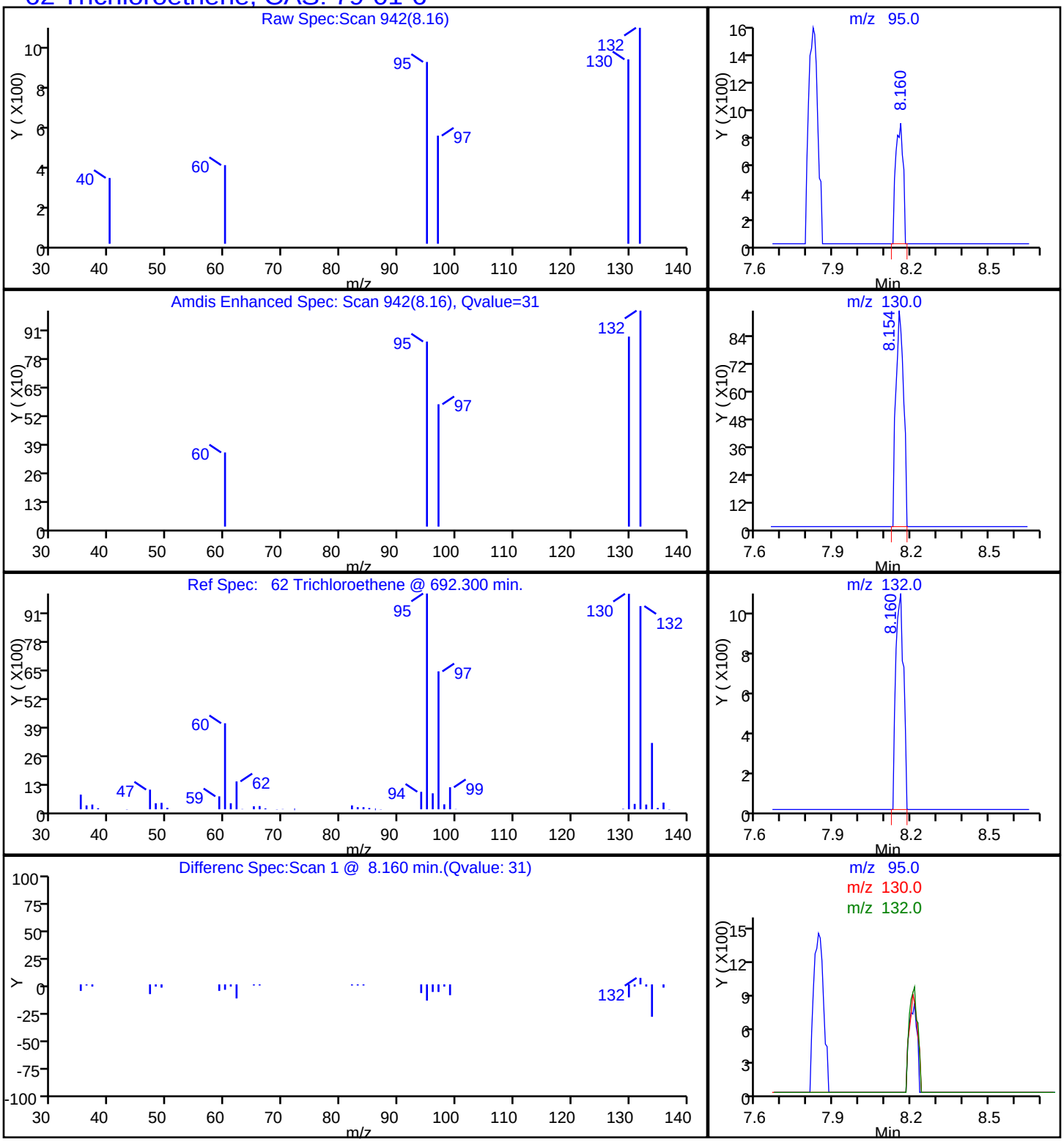

Report Date: 16-Oct-2013 07:49:33 Chrom Revision: 2.1 30-Sep-2013 13:45:28

TestAmerica Buffalo

Data File:	\\Bufchrom\ChromData\HP5973P\20131015-26241.b\P2744.D				
Injection Date:	16-Oct-2013 02:08:30	Instrument ID:	HP5973P		
Lims ID:	480-47308-A-6	Lab Sample ID:			
Client ID:	MW-10				
Operator ID:	CDC	ALS Bottle#:	8	Worklist Smp#:	13
Purge Vol:	5.000 mL	Dil. Factor:	1.0000		
Method:	P-8260H2O	Limit Group:	MV - 8260C ICAL		
Column:	ZB-624 (0.25 mm)	Detector	MS SCAN		

17 Vinyl chloride, CAS: 75-01-4

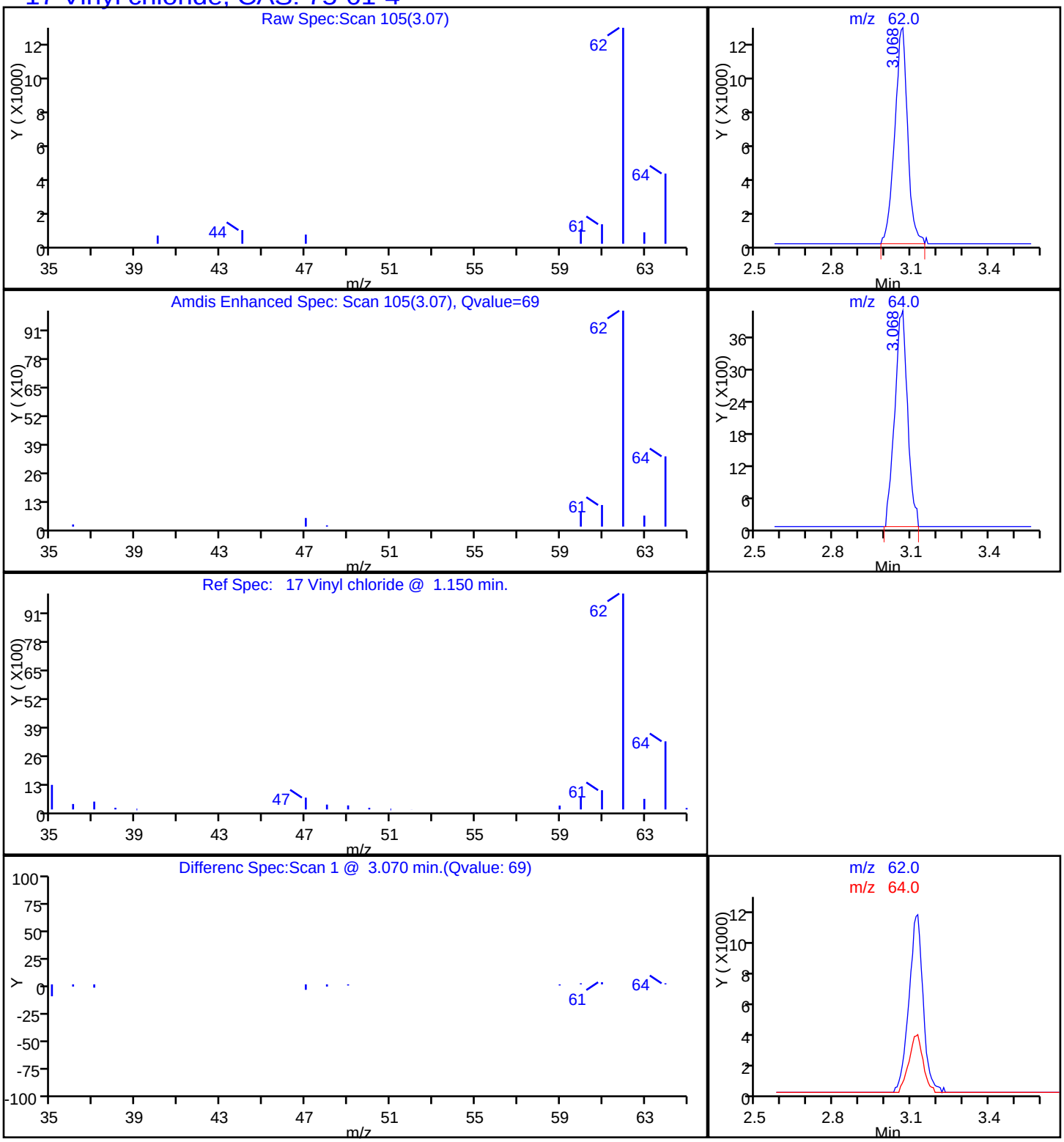

FORM I
GC/MS VOA ORGANICS ANALYSIS DATA SHEET

Lab Name: TestAmerica Buffalo | Job No.: 480-47308-1

SDG No.:

Client Sample ID: MW-14BR | Lab Sample ID: 480-47308-7

Matrix: Water | Lab File ID: P2745.D

Analysis Method: 8260C | Date Collected: 10/04/2013 10:30

Sample wt/vol: 5(mL) | Date Analyzed: 10/16/2013 02:32

Soil Aliquot Vol: | Dilution Factor: 1

Soil Extract Vol.: | GC Column: ZB-624 (60) ID: 0.25(mm)

% Moisture: | Level: (low/med) Low

Analysis Batch No.: 145143 | Units: ug/L

CAS NO.	COMPOUND NAME	RESULT	Q	RL	MDL
71-55-6	1,1,1-Trichloroethane	ND		1.0	0.82
79-34-5	1,1,2,2-Tetrachloroethane	ND		1.0	0.21
76-13-1	1,1,2-Trichloro-1,2,2-trifluoroethane	ND		1.0	0.31
79-00-5	1,1,2-Trichloroethane	ND		1.0	0.23
75-34-3	1,1-Dichloroethane	ND		1.0	0.38
75-35-4	1,1-Dichloroethene	ND		1.0	0.29
120-82-1	1,2,4-Trichlorobenzene	ND		1.0	0.41
96-12-8	1,2-Dibromo-3-Chloropropane	ND		1.0	0.39
106-93-4	1,2-Dibromoethane	ND		1.0	0.73
95-50-1	1,2-Dichlorobenzene	ND		1.0	0.79
107-06-2	1,2-Dichloroethane	ND		1.0	0.21
78-87-5	1,2-Dichloropropane	ND		1.0	0.72
541-73-1	1,3-Dichlorobenzene	ND		1.0	0.78
106-46-7	1,4-Dichlorobenzene	ND		1.0	0.84
78-93-3	2-Butanone (MEK)	ND		10	1.3
591-78-6	2-Hexanone	ND		5.0	1.2
108-10-1	4-Methyl-2-pentanone (MIBK)	ND		5.0	2.1
67-64-1	Acetone	19		10	3.0
71-43-2	Benzene	ND		1.0	0.41
75-27-4	Bromodichloromethane	ND		1.0	0.39
75-25-2	Bromoform	ND		1.0	0.26
74-83-9	Bromomethane	ND		1.0	0.69
75-15-0	Carbon disulfide	ND		1.0	0.19
56-23-5	Carbon tetrachloride	ND		1.0	0.27
108-90-7	Chlorobenzene	ND		1.0	0.75
75-00-3	Chloroethane	ND		1.0	0.32
67-66-3	Chloroform	ND		1.0	0.34
74-87-3	Chloromethane	ND		1.0	0.35
156-59-2	cis-1,2-Dichloroethene	ND		1.0	0.81
10061-01-5	cis-1,3-Dichloropropene	ND		1.0	0.36
110-82-7	Cyclohexane	ND		1.0	0.18
124-48-1	Dibromochloromethane	ND		1.0	0.32
75-71-8	Dichlorodifluoromethane	ND		1.0	0.68
100-41-4	Ethylbenzene	ND		1.0	0.74
98-82-8	Isopropylbenzene	ND		1.0	0.79

FORM I
GC/MS VOA ORGANICS ANALYSIS DATA SHEET

Lab Name: TestAmerica Buffalo | Job No.: 480-47308-1

SDG No.:

Client Sample ID: MW-14BR | Lab Sample ID: 480-47308-7

Matrix: Water | Lab File ID: P2745.D

Analysis Method: 8260C | Date Collected: 10/04/2013 10:30

Sample wt/vol: 5(mL) | Date Analyzed: 10/16/2013 02:32

Soil Aliquot Vol: | Dilution Factor: 1

Soil Extract Vol.: | GC Column: ZB-624 (60) ID: 0.25(mm)

% Moisture: | Level: (low/med) Low

Analysis Batch No.: 145143 | Units: ug/L

CAS NO.	COMPOUND NAME	RESULT	Q	RL	MDL
79-20-9	Methyl acetate	ND		1.0	0.50
1634-04-4	Methyl tert-butyl ether	ND		1.0	0.16
108-87-2	Methylcyclohexane	ND		1.0	0.16
75-09-2	Methylene Chloride	ND		1.0	0.44
179601-23-1	m-Xylene & p-Xylene	ND		1.0	0.66
95-47-6	o-Xylene	ND		1.0	0.76
100-42-5	Styrene	ND		1.0	0.73
127-18-4	Tetrachloroethene	ND		1.0	0.36
108-88-3	Toluene	ND		1.0	0.51
156-60-5	trans-1,2-Dichloroethene	ND		1.0	0.90
10061-02-6	trans-1,3-Dichloropropene	ND		1.0	0.37
79-01-6	Trichloroethene	ND		1.0	0.46
75-69-4	Trichlorofluoromethane	ND		1.0	0.88
75-01-4	Vinyl chloride	ND		1.0	0.90
1330-20-7	Xylenes, Total	ND		1.0	0.66

CAS NO.	SURROGATE	%REC	Q	LIMITS
17060-07-0	1,2-Dichloroethane-d4 (Surr)	106		66-137
460-00-4	4-Bromofluorobenzene (Surr)	101		73-120
2037-26-5	Toluene-d8 (Surr)	97		71-126

TestAmerica Buffalo
Target Compound Quantitation Report

Data File: \\Bufchrom\ChromData\HP5973P\20131015-26241.b\P2745.D
Lims ID: 480-47308-A-7 Lab Sample ID:
Client ID: MW-14BR
Sample Type: Client
Inject. Date: 16-Oct-2013 02:32:30 ALS Bottle#: 9 Worklist Smp#: 14
Purge Vol: 5.000 mL Dil. Factor: 1.0000
Sample Info: 480-47308-A-7
Misc. Info.: 480-0026241-014 =480-0026241-014
Operator ID: CDC Instrument ID: HP5973P

Method: \\Bufchrom\ChromData\HP5973P\20131015-26241.b\P-8260H2O.m
Limit Group: MV - 8260C ICAL
Last Update: 16-Oct-2013 05:25:33 Calib Date: 30-Sep-2013 22:31:30
Integrator: RTE ID Type: Deconvolution ID
Quant Method: Internal Standard Quant By: Initial Calibration
Last ICal File: \\Bufchrom\ChromData\HP5973P\20130930-25739.b\P2168.D

Column 1 : ZB-624 (0.25 mm) Detector MS SCAN
Process Host: XAWRK010

First Level Reviewer: quirkp Date: 16-Oct-2013 07:49:42

Compound	Sig	RT (min.)	Adj RT (min.)	Dlt RT (min.)	Q	Response	On-Col Amt ug/L	Flags
* 1 1,4-Difluorobenzene	114	7.819	7.819	0.0	91	127186	25.0	
* 2 Chlorobenzene-d5	82	11.566	11.567	-0.001	75	71085	25.0	
* 3 1,4-Dichlorobenzene-d4	152	14.730	14.730	0.0	93	85999	25.0	
$ 4 1,2-Dichloroethane-d4 (Surr)	67	7.381	7.381	0.0	57	30867	26.6	
$ 5 Toluene-d8 (Surr)	98	9.632	9.626	0.006	89	160769	24.2	
$ 6 4-Bromofluorobenzene (Surr)	174	13.185	13.185	0.0	89	60954	25.4	
10 Dichlorodifluoromethane	85		2.678					
11 Chloromethane	50		2.891					
17 Vinyl chloride	62		3.074					
12 Bromomethane	94		3.482					
13 Chloroethane	64		3.579					
14 Trichlorofluoromethane	101		3.926					
16 1,1,2-Trichloro-1,2,2-trifluoroe	101		4.461					
25 1,1-Dichloroethene	96		4.479					
24 Acetone	43	4.546	4.546	0.0	78	17667	18.5	
27 Carbon disulfide	76		4.771					
30 Methyl acetate	43		4.875					
31 Methylene Chloride	84		5.039					
32 Methyl tert-butyl ether	73		5.270					
35 trans-1,2-Dichloroethene	96		5.313					
40 1,1-Dichloroethane	63		5.793					
44 2-Butanone (MEK)	43		6.426					
43 cis-1,2-Dichloroethene	96		6.444					
49 Chloroform	83		6.791					
52 1,1,1-Trichloroethane	97		6.998					
54 Cyclohexane	56		7.046					
55 Carbon tetrachloride	117		7.174					
57 Benzene	78		7.424					
60 1,2-Dichloroethane	62		7.472					
62 Trichloroethene	95		8.154					
64 Methylcyclohexane	83		8.348					

Compound	Sig	RT (min.)	Adj RT (min.)	Dlt RT (min.)	Q	Response	On-Col Amt ug/L	Flags
63 1,2-Dichloropropane	63		8.452					
70 Dichlorobromomethane	83		8.786					
73 cis-1,3-Dichloropropene	75		9.310					
75 4-Methyl-2-pentanone (MIBK)	43		9.450					
76 Toluene	92		9.711					
78 trans-1,3-Dichloropropene	75		10.009					
79 1,1,2-Trichloroethane	83		10.271					
80 Tetrachloroethene	166		10.423					
83 2-Hexanone	43		10.520					
81 Chlorodibromomethane	129		10.824					
85 Ethylene Dibromide	107		10.995					
87 Chlorobenzene	112		11.603					
89 Ethylbenzene	91		11.694					
90 m-Xylene & p-Xylene	106		11.853					
93 o-Xylene	106		12.424					
94 Styrene	104		12.449					
92 Bromoform	173		12.802					
95 Isopropylbenzene	105		12.911					
97 1,1,2,2-Tetrachloroethane	83		13.398					
110 1,3-Dichlorobenzene	146		14.645					
111 1,4-Dichlorobenzene	146		14.760					
116 1,2-Dichlorobenzene	146		15.253					
117 1,2-Dibromo-3-Chloropropane	75		16.245					
119 1,2,4-Trichlorobenzene	180		17.188					
S 126 Xylenes, Total	1		30.000					

Report Date: 16-Oct-2013 07:49:42 Chrom Revision: 2.1 30-Sep-2013 13:45:28

TestAmerica Buffalo

Data File:	\\Bufchrom\ChromData\HP5973P\20131015-26241.b\P2745.D				
Injection Date:	16-Oct-2013 02:32:30	Instrument ID:	HP5973P	Operator ID:	CDC
Lims ID:	480-47308-A-7	Lab Sample ID:		Worklist Smp#:	14
Client ID:	MW-14BR				
Purge Vol:	5.000 mL	Dil. Factor:	1.0000	ALS Bottle#:	9
Method:	P-8260H2O	Limit Group:	MV - 8260C ICAL		

Column: ZB-624 (0.25 mm)

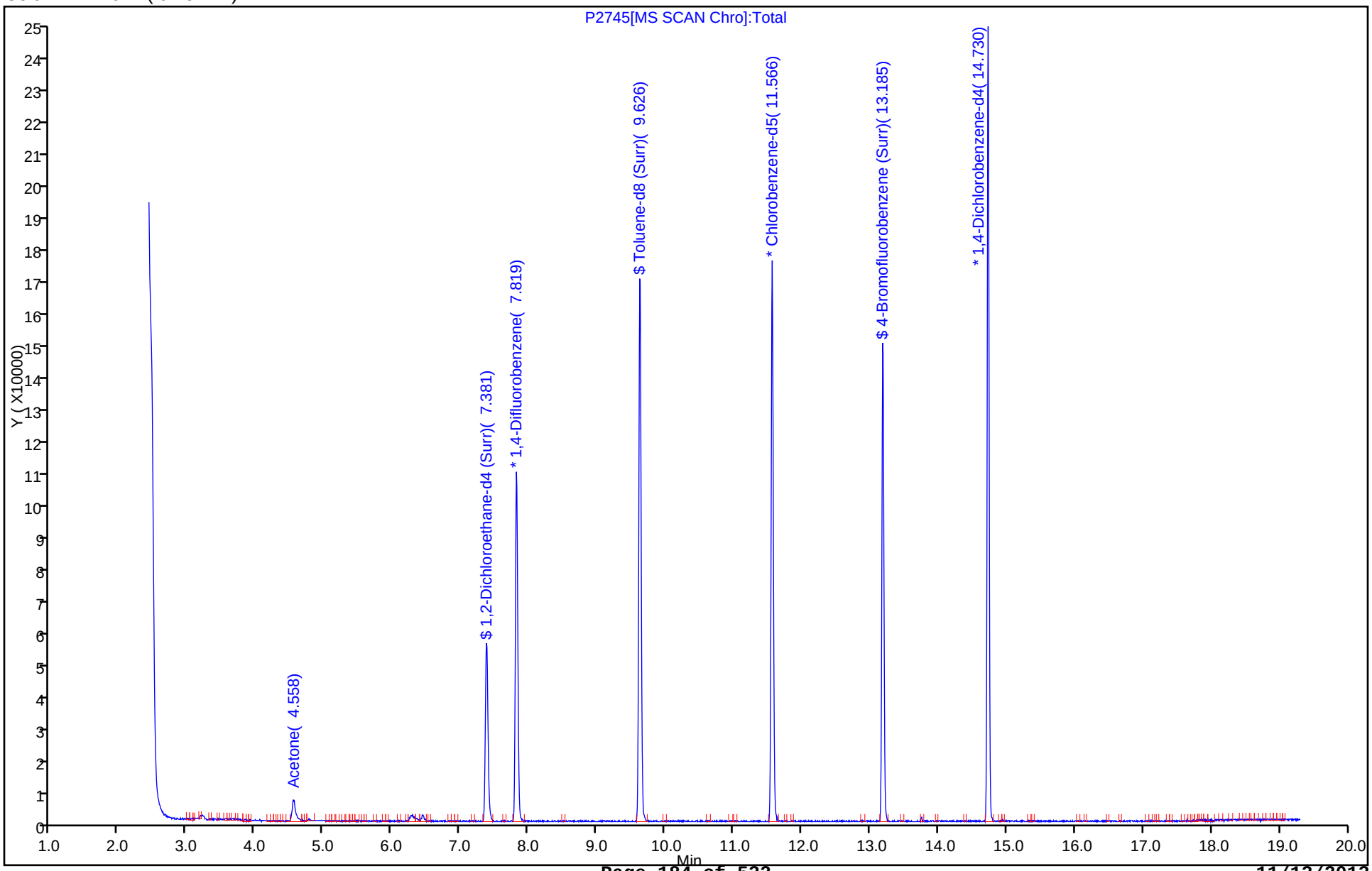

Report Date: 16-Oct-2013 07:49:42 Chrom Revision: 2.1 30-Sep-2013 13:45:28

TestAmerica Buffalo

Data File:	\\Bufchrom\ChromData\HP5973P\20131015-26241.b\P2745.D				
Injection Date:	16-Oct-2013 02:32:30	Instrument ID:	HP5973P		
Lims ID:	480-47308-A-7	Lab Sample ID:			
Client ID:	MW-14BR				
Operator ID:	CDC	ALS Bottle#:	9	Worklist Smp#:	14
Purge Vol:	5.000 mL	Dil. Factor:	1.0000		
Method:	P-8260H2O	Limit Group:	MV - 8260C ICAL		
Column:	ZB-624 (0.25 mm)	Detector	MS SCAN		

24 Acetone, CAS: 67-64-1

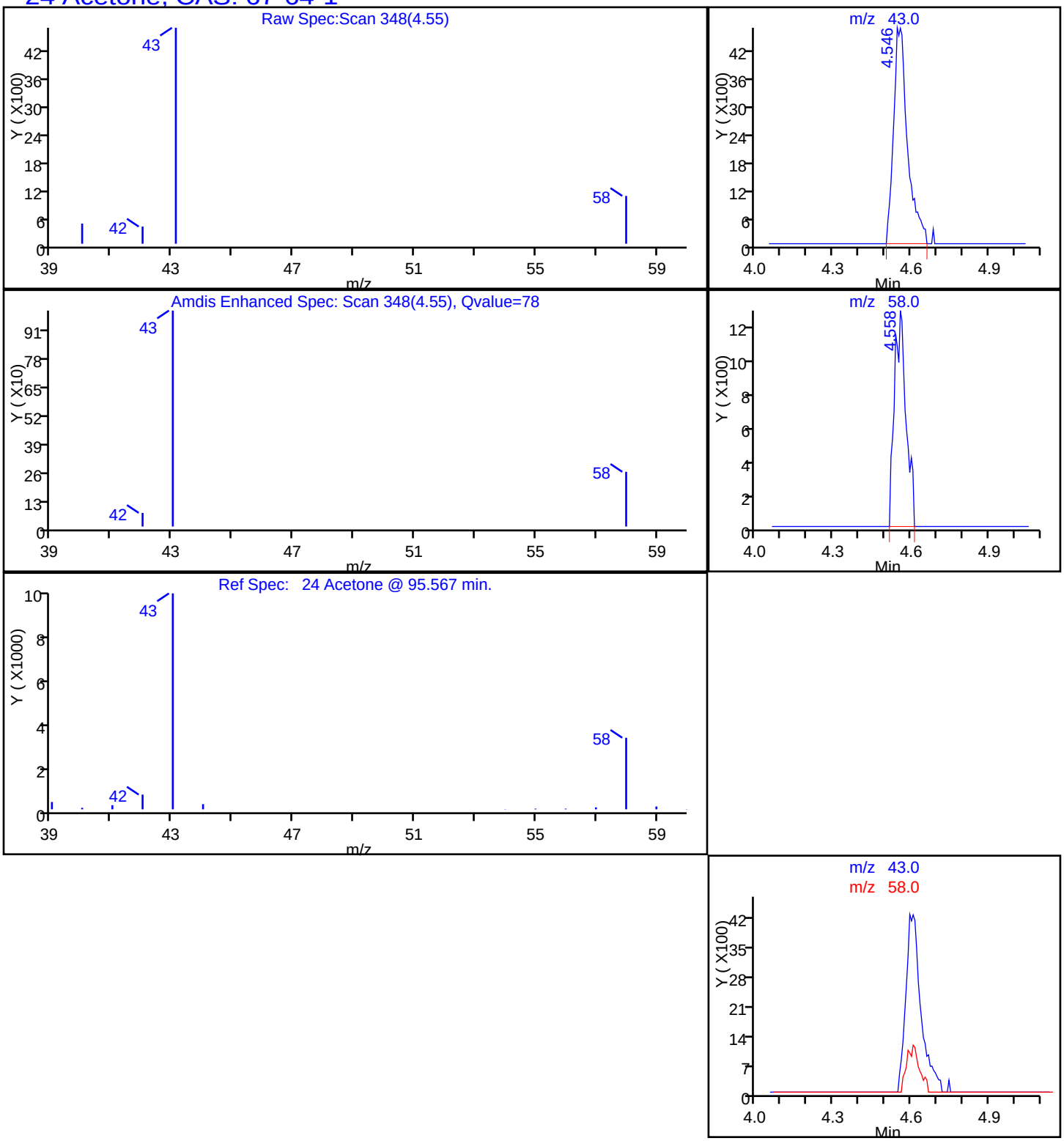

FORM I
GC/MS VOA ORGANICS ANALYSIS DATA SHEET

Lab Name: TestAmerica Buffalo | Job No.: 480-47308-1

SDG No.:

Client Sample ID: MW-18 | Lab Sample ID: 480-47308-8

Matrix: Water | Lab File ID: P2746.D

Analysis Method: 8260C | Date Collected: 10/04/2013 12:56

Sample wt/vol: 5(mL) | Date Analyzed: 10/16/2013 02:57

Soil Aliquot Vol: | Dilution Factor: 20

Soil Extract Vol.: | GC Column: ZB-624 (60) ID: 0.25(mm)

% Moisture: | Level: (low/med) Low

Analysis Batch No.: 145143 | Units: ug/L

CAS NO.	COMPOUND NAME	RESULT	Q	RL	MDL
71-55-6	1,1,1-Trichloroethane	ND		20	16
79-34-5	1,1,2,2-Tetrachloroethane	ND		20	4.2
76-13-1	1,1,2-Trichloro-1,2,2-trifluoroethane	ND		20	6.2
79-00-5	1,1,2-Trichloroethane	ND		20	4.6
75-34-3	1,1-Dichloroethane	43		20	7.6
75-35-4	1,1-Dichloroethene	ND		20	5.8
120-82-1	1,2,4-Trichlorobenzene	ND		20	8.2
96-12-8	1,2-Dibromo-3-Chloropropane	ND		20	7.8
106-93-4	1,2-Dibromoethane	ND		20	15
95-50-1	1,2-Dichlorobenzene	ND		20	16
107-06-2	1,2-Dichloroethane	ND		20	4.2
78-87-5	1,2-Dichloropropane	ND		20	14
541-73-1	1,3-Dichlorobenzene	ND		20	16
106-46-7	1,4-Dichlorobenzene	ND		20	17
78-93-3	2-Butanone (MEK)	ND		200	26
591-78-6	2-Hexanone	ND		100	25
108-10-1	4-Methyl-2-pentanone (MIBK)	ND		100	42
67-64-1	Acetone	ND		200	60
71-43-2	Benzene	ND		20	8.2
75-27-4	Bromodichloromethane	ND		20	7.8
75-25-2	Bromoform	ND		20	5.2
74-83-9	Bromomethane	ND		20	14
75-15-0	Carbon disulfide	ND		20	3.8
56-23-5	Carbon tetrachloride	ND		20	5.4
108-90-7	Chlorobenzene	ND		20	15
75-00-3	Chloroethane	ND		20	6.4
67-66-3	Chloroform	ND		20	6.8
74-87-3	Chloromethane	ND		20	7.0
156-59-2	cis-1,2-Dichloroethene	1700		20	16
10061-01-5	cis-1,3-Dichloropropene	ND		20	7.2
110-82-7	Cyclohexane	ND		20	3.6
124-48-1	Dibromochloromethane	ND		20	6.4
75-71-8	Dichlorodifluoromethane	ND		20	14
100-41-4	Ethylbenzene	ND		20	15
98-82-8	Isopropylbenzene	ND		20	16

FORM I
GC/MS VOA ORGANICS ANALYSIS DATA SHEET

Lab Name: TestAmerica Buffalo | Job No.: 480-47308-1

SDG No.:

Client Sample ID: MW-18 | Lab Sample ID: 480-47308-8

Matrix: Water | Lab File ID: P2746.D

Analysis Method: 8260C | Date Collected: 10/04/2013 12:56

Sample wt/vol: 5(mL) | Date Analyzed: 10/16/2013 02:57

Soil Aliquot Vol: | Dilution Factor: 20

Soil Extract Vol.: | GC Column: ZB-624 (60) ID: 0.25(mm)

% Moisture: | Level: (low/med) Low

Analysis Batch No.: 145143 | Units: ug/L

CAS NO.	COMPOUND NAME	RESULT	Q	RL	MDL
79-20-9	Methyl acetate	ND		20	10
1634-04-4	Methyl tert-butyl ether	ND		20	3.2
108-87-2	Methylcyclohexane	ND		20	3.2
75-09-2	Methylene Chloride	ND		20	8.8
179601-23-1	m-Xylene & p-Xylene	ND		20	13
95-47-6	o-Xylene	ND		20	15
100-42-5	Styrene	ND		20	15
127-18-4	Tetrachloroethene	16	J	20	7.2
108-88-3	Toluene	ND		20	10
156-60-5	trans-1,2-Dichloroethene	ND		20	18
10061-02-6	trans-1,3-Dichloropropene	ND		20	7.4
79-01-6	Trichloroethene	160		20	9.2
75-69-4	Trichlorofluoromethane	ND		20	18
75-01-4	Vinyl chloride	ND		20	18
1330-20-7	Xylenes, Total	ND		20	13

CAS NO.	SURROGATE	%REC	Q	LIMITS
17060-07-0	1,2-Dichloroethane-d4 (Surr)	107		66-137
460-00-4	4-Bromofluorobenzene (Surr)	96		73-120
2037-26-5	Toluene-d8 (Surr)	95		71-126

TestAmerica Buffalo
Target Compound Quantitation Report

Data File: \\Bufchrom\ChromData\HP5973P\20131015-26241.b\P2746.D
Lims ID: 480-47308-A-8 Lab Sample ID:
Client ID: MW-18
Sample Type: Client
Inject. Date: 16-Oct-2013 02:57:30 ALS Bottle#: 10 Worklist Smp#: 15
Purge Vol: 5.000 mL Dil. Factor: 20.0000
Sample Info: 480-47308-A-8
Misc. Info.: 480-0026241-015 =480-0026241-015
Operator ID: CDC Instrument ID: HP5973P

Method: \\Bufchrom\ChromData\HP5973P\20131015-26241.b\P-8260H2O.m
Limit Group: MV - 8260C ICAL
Last Update: 16-Oct-2013 05:25:33 Calib Date: 30-Sep-2013 22:31:30
Integrator: RTE ID Type: Deconvolution ID
Quant Method: Internal Standard Quant By: Initial Calibration
Last ICal File: \\Bufchrom\ChromData\HP5973P\20130930-25739.b\P2168.D

Column 1 : ZB-624 (0.25 mm) Detector MS SCAN
Process Host: XAWRK010

First Level Reviewer: quirkp Date: 16-Oct-2013 07:49:57

Compound	Sig	RT (min.)	Adj RT (min.)	Dlt RT (min.)	Q	Response	On-Col Amt ug/L	Flags
* 1 1,4-Difluorobenzene	114	7.819	7.819	0.0	91	126464	25.0	
* 2 Chlorobenzene-d5	82	11.561	11.567	-0.006	77	71469	25.0	
* 3 1,4-Dichlorobenzene-d4	152	14.730	14.730	0.0	93	84988	25.0	
$ 4 1,2-Dichloroethane-d4 (Surr)	67	7.381	7.381	0.0	57	30971	26.8	
$ 5 Toluene-d8 (Surr)	98	9.626	9.626	0.0	88	157851	23.6	
$ 6 4-Bromofluorobenzene (Surr)	174	13.185	13.185	0.0	87	58223	24.1	
10 Dichlorodifluoromethane	85		2.678					
11 Chloromethane	50		2.891					
17 Vinyl chloride	62		3.074					
12 Bromomethane	94		3.482					
13 Chloroethane	64		3.579					
14 Trichlorofluoromethane	101		3.926					
16 1,1,2-Trichloro-1,2,2-trifluoroe	101		4.461					
25 1,1-Dichloroethene	96		4.479					
24 Acetone	43		4.546					
27 Carbon disulfide	76		4.771					
30 Methyl acetate	43		4.875					
31 Methylene Chloride	84		5.039					
32 Methyl tert-butyl ether	73		5.270					
35 trans-1,2-Dichloroethene	96		5.313					
40 1,1-Dichloroethane	63	5.793	5.793	0.0	21	8665	2.14	
44 2-Butanone (MEK)	43		6.426					
43 cis-1,2-Dichloroethene	96	6.444	6.444	0.0	67	212645	84.5	
49 Chloroform	83		6.791					
52 1,1,1-Trichloroethane	97		6.998					
54 Cyclohexane	56		7.046					
55 Carbon tetrachloride	117		7.174					
57 Benzene	78		7.424					
60 1,2-Dichloroethane	62		7.472					
62 Trichloroethene	95	8.160	8.154	0.006	81	18488	8.13	
64 Methylcyclohexane	83		8.348					

Compound	Sig	RT (min.)	Adj RT (min.)	Dlt RT (min.)	Q	Response	On-Col Amt ug/L	Flags
63 1,2-Dichloropropane	63		8.452					
70 Dichlorobromomethane	83		8.786					
73 cis-1,3-Dichloropropene	75		9.310					
75 4-Methyl-2-pentanone (MIBK)	43		9.450					
76 Toluene	92		9.711					
78 trans-1,3-Dichloropropene	75		10.009					
79 1,1,2-Trichloroethane	83		10.271					
80 Tetrachloroethene	166	10.417	10.423	-0.006	40	2239	0.7928	
83 2-Hexanone	43		10.520					
81 Chlorodibromomethane	129		10.824					
85 Ethylene Dibromide	107		10.995					
87 Chlorobenzene	112		11.603					
89 Ethylbenzene	91		11.694					
90 m-Xylene & p-Xylene	106		11.853					
93 o-Xylene	106		12.424					
94 Styrene	104		12.449					
92 Bromoform	173		12.802					
95 Isopropylbenzene	105		12.911					
97 1,1,2,2-Tetrachloroethane	83		13.398					
110 1,3-Dichlorobenzene	146		14.645					
111 1,4-Dichlorobenzene	146		14.760					
116 1,2-Dichlorobenzene	146		15.253					
117 1,2-Dibromo-3-Chloropropane	75		16.245					
119 1,2,4-Trichlorobenzene	180		17.188					
S 126 Xylenes, Total	1		30.000					

Report Date: 16-Oct-2013 07:49:58 Chrom Revision: 2.1 30-Sep-2013 13:45:28

TestAmerica Buffalo

Data File:	\\Bufchrom\ChromData\HP5973P\20131015-26241.b\P2746.D				
Injection Date:	16-Oct-2013 02:57:30	Instrument ID:	HP5973P	Operator ID:	CDC
Lims ID:	480-47308-A-8	Lab Sample ID:		Worklist Smp#:	15
Client ID:	MW-18				
Purge Vol:	5.000 mL	Dil. Factor:	20.0000	ALS Bottle#:	10
Method:	P-8260H2O	Limit Group:	MV - 8260C ICAL		
Column: ZB-624 (0.25 mm)					

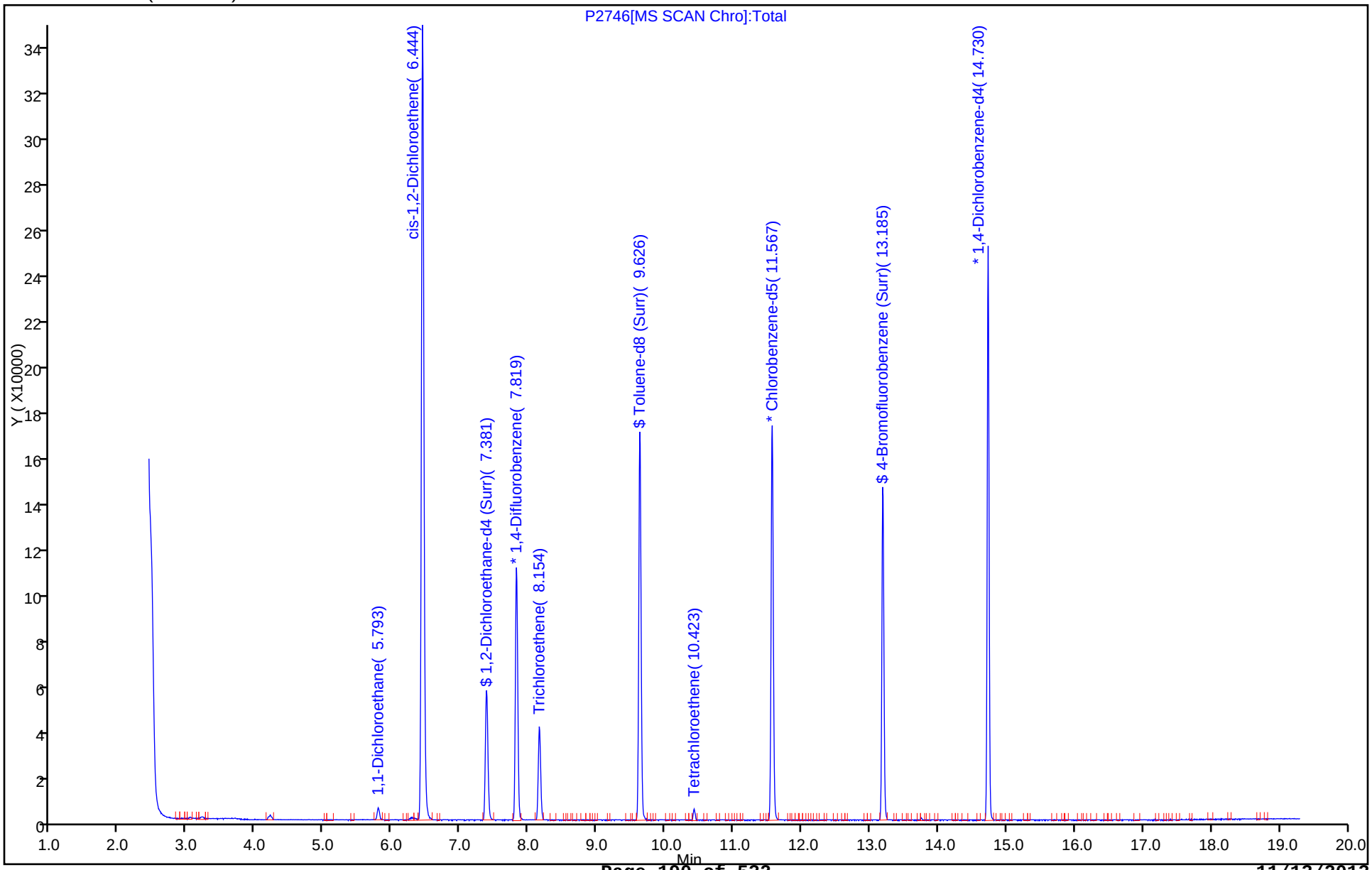

Report Date: 16-Oct-2013 07:49:58 Chrom Revision: 2.1 30-Sep-2013 13:45:28

TestAmerica Buffalo

Data File:	\\Bufchrom\ChromData\HP5973P\20131015-26241.b\P2746.D				
Injection Date:	16-Oct-2013 02:57:30	Instrument ID:	HP5973P		
Lims ID:	480-47308-A-8	Lab Sample ID:			
Client ID:	MW-18				
Operator ID:	CDC	ALS Bottle#:	10	Worklist Smp#:	15
Purge Vol:	5.000 mL	Dil. Factor:	20.0000		
Method:	P-8260H2O	Limit Group:	MV - 8260C ICAL		
Column:	ZB-624 (0.25 mm)	Detector	MS SCAN		

40 1,1-Dichloroethane, CAS: 75-34-3

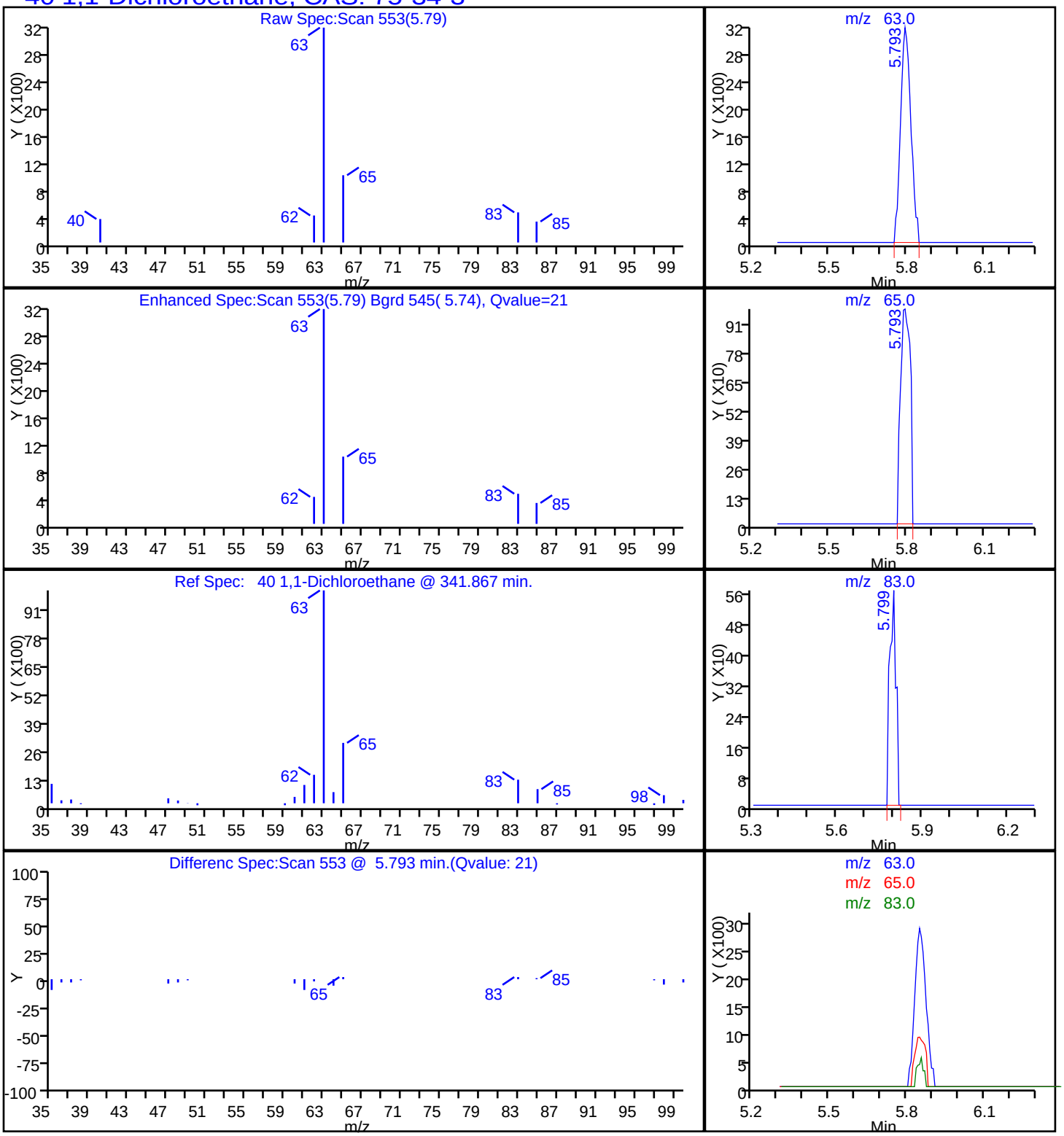

Report Date: 16-Oct-2013 07:49:58 Chrom Revision: 2.1 30-Sep-2013 13:45:28

TestAmerica Buffalo

Data File:	\\Bufchrom\ChromData\HP5973P\20131015-26241.b\P2746.D				
Injection Date:	16-Oct-2013 02:57:30	Instrument ID:	HP5973P		
Lims ID:	480-47308-A-8	Lab Sample ID:			
Client ID:	MW-18				
Operator ID:	CDC	ALS Bottle#:	10	Worklist Smp#:	15
Purge Vol:	5.000 mL	Dil. Factor:	20.0000		
Method:	P-8260H2O	Limit Group:	MV - 8260C ICAL		
Column:	ZB-624 (0.25 mm)	Detector	MS SCAN		

43 cis-1,2-Dichloroethene, CAS: 156-59-2

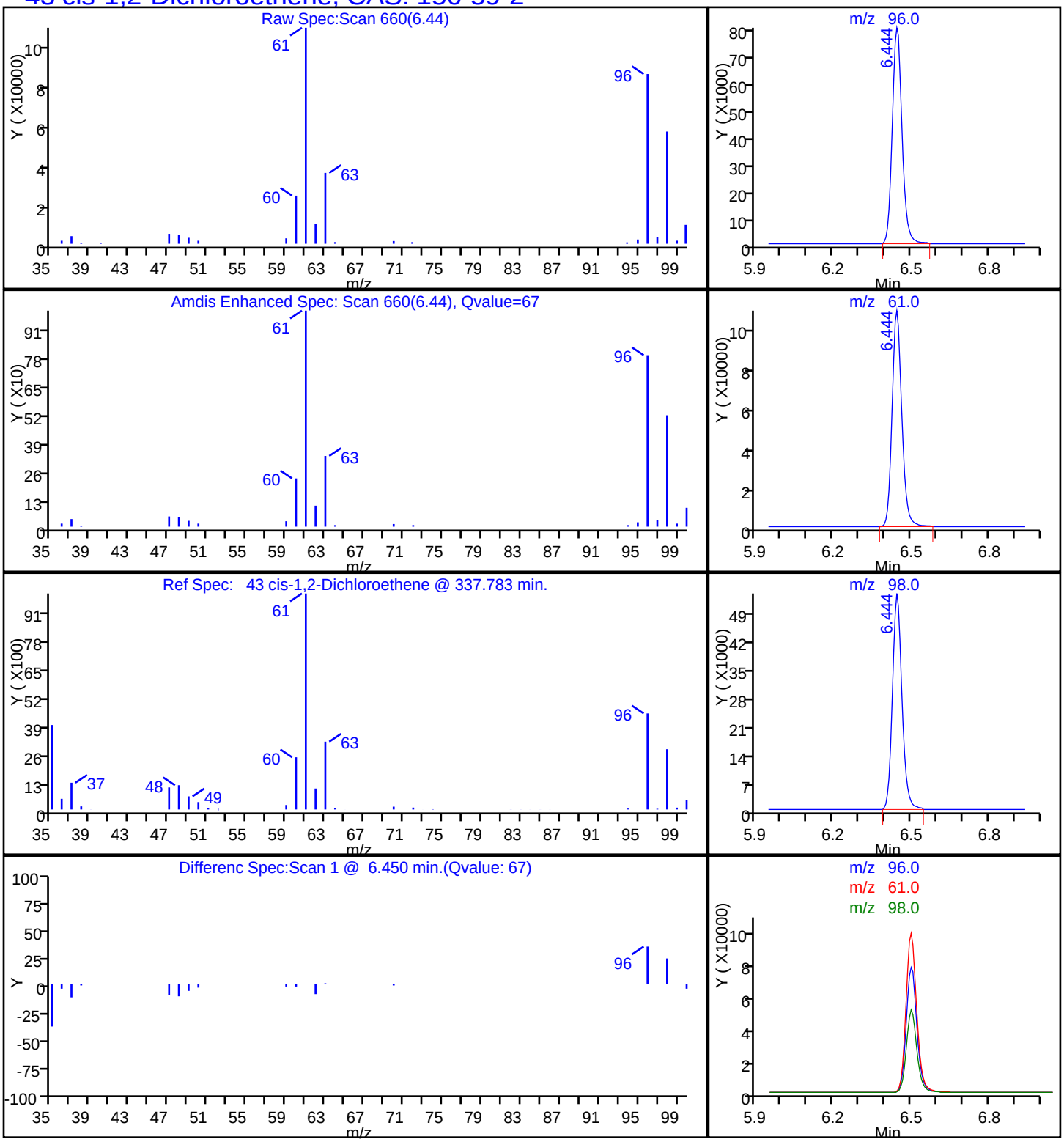

Report Date: 16-Oct-2013 07:49:58 Chrom Revision: 2.1 30-Sep-2013 13:45:28

TestAmerica Buffalo

Data File:	\\Bufchrom\ChromData\HP5973P\20131015-26241.b\P2746.D				
Injection Date:	16-Oct-2013 02:57:30	Instrument ID:	HP5973P		
Lims ID:	480-47308-A-8	Lab Sample ID:			
Client ID:	MW-18				
Operator ID:	CDC	ALS Bottle#:	10	Worklist Smp#:	15
Purge Vol:	5.000 mL	Dil. Factor:	20.0000		
Method:	P-8260H2O	Limit Group:	MV - 8260C ICAL		
Column:	ZB-624 (0.25 mm)	Detector	MS SCAN		

80 Tetrachloroethene, CAS: 127-18-4

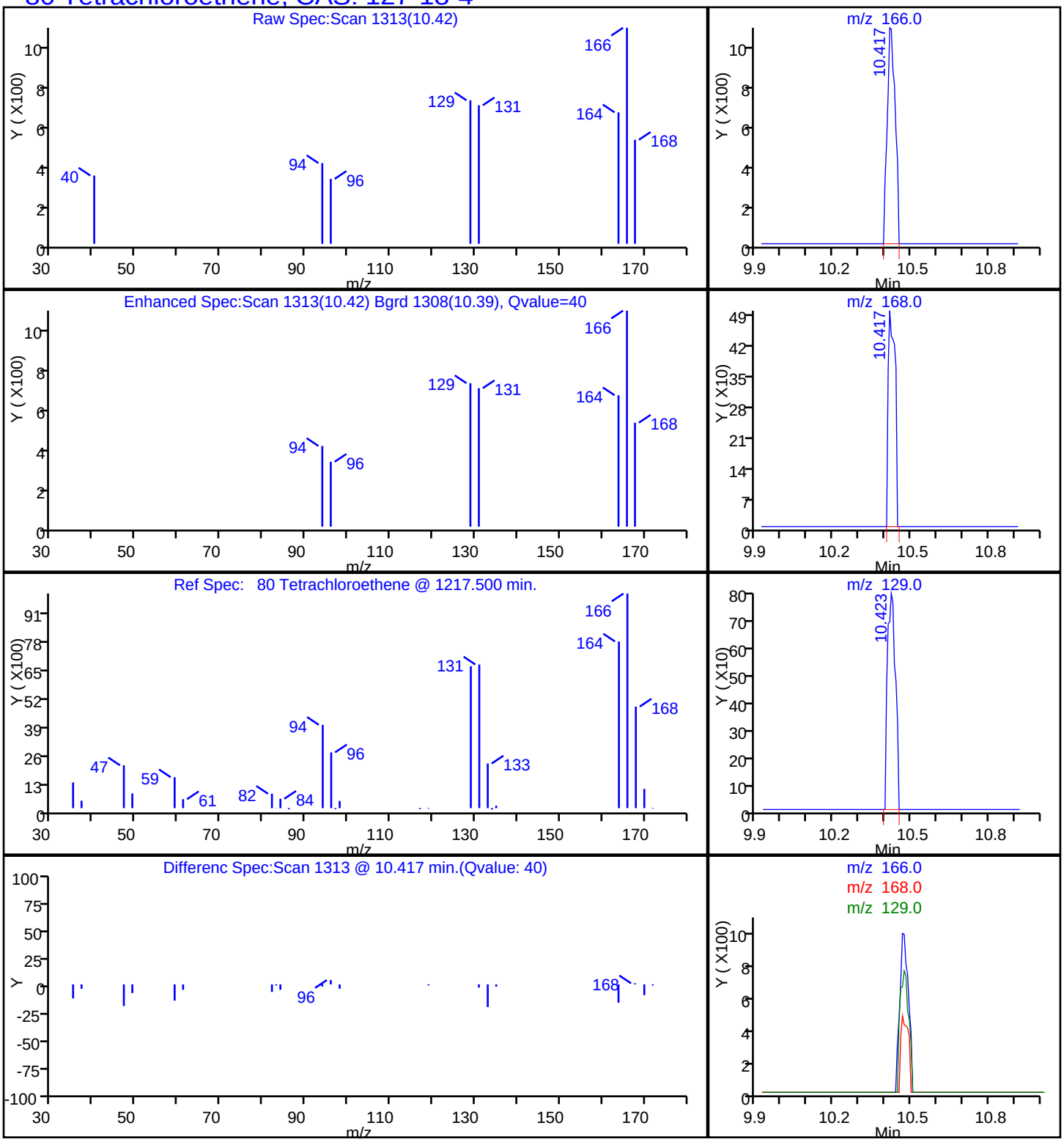

Report Date: 16-Oct-2013 07:49:58 Chrom Revision: 2.1 30-Sep-2013 13:45:28

TestAmerica Buffalo

Data File:	\\Bufchrom\ChromData\HP5973P\20131015-26241.b\P2746.D				
Injection Date:	16-Oct-2013 02:57:30	Instrument ID:	HP5973P		
Lims ID:	480-47308-A-8	Lab Sample ID:			
Client ID:	MW-18				
Operator ID:	CDC	ALS Bottle#:	10	Worklist Smp#:	15
Purge Vol:	5.000 mL	Dil. Factor:	20.0000		
Method:	P-8260H2O	Limit Group:	MV - 8260C ICAL		
Column:	ZB-624 (0.25 mm)	Detector	MS SCAN		

62 Trichloroethene, CAS: 79-01-6

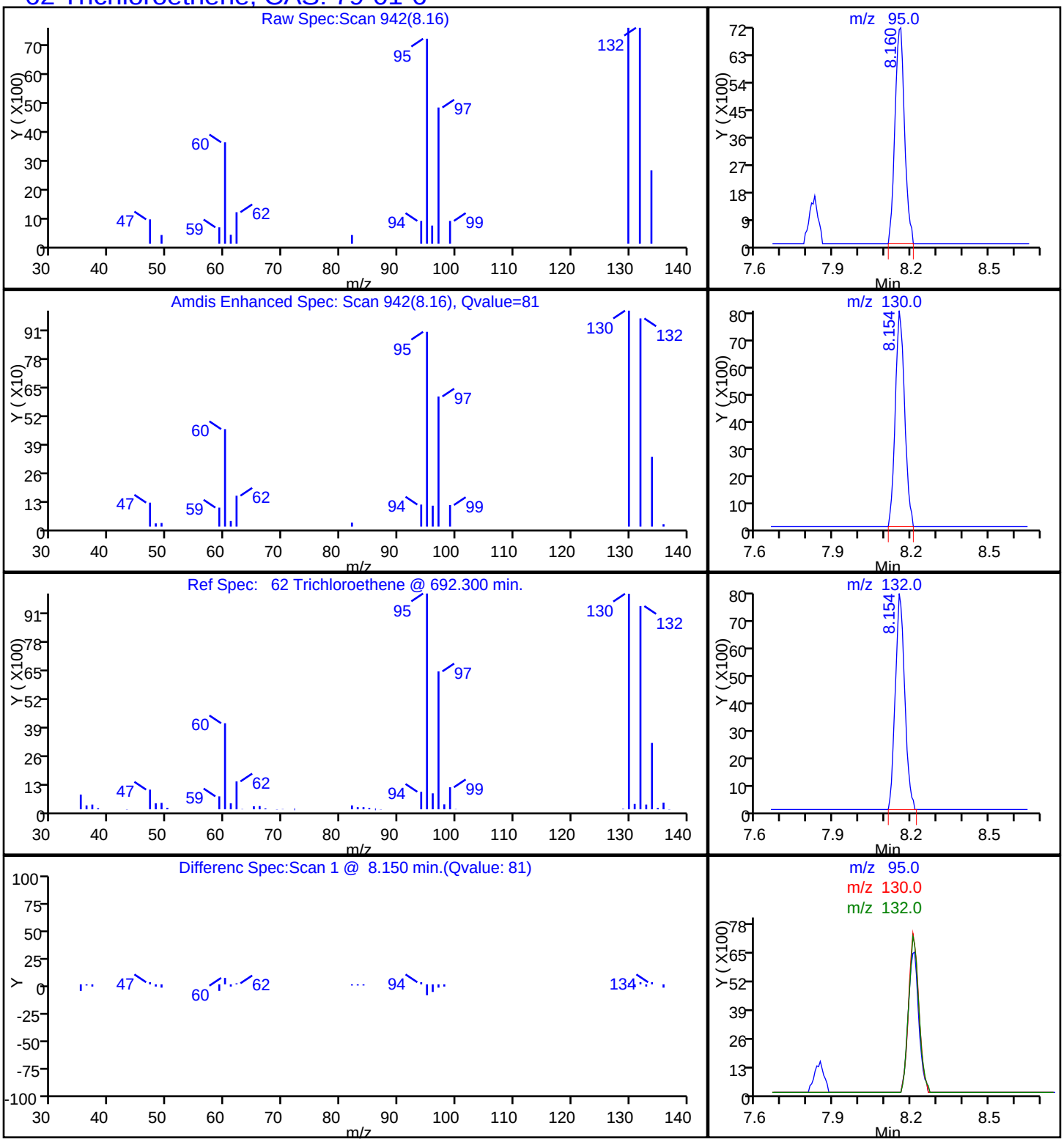

FORM I
GC/MS VOA ORGANICS ANALYSIS DATA SHEET

Lab Name: TestAmerica Buffalo | Job No.: 480-47308-1

SDG No.:

Client Sample ID: MW-19 | Lab Sample ID: 480-47308-9

Matrix: Water | Lab File ID: P2747.D

Analysis Method: 8260C | Date Collected: 10/04/2013 14:37

Sample wt/vol: 5(mL) | Date Analyzed: 10/16/2013 03:21

Soil Aliquot Vol: | Dilution Factor: 1

Soil Extract Vol.: | GC Column: ZB-624 (60) ID: 0.25(mm)

% Moisture: | Level: (low/med) Low

Analysis Batch No.: 145143 | Units: ug/L

CAS NO.	COMPOUND NAME	RESULT	Q	RL	MDL
71-55-6	1,1,1-Trichloroethane	ND		1.0	0.82
79-34-5	1,1,2,2-Tetrachloroethane	ND		1.0	0.21
76-13-1	1,1,2-Trichloro-1,2,2-trifluoroethane	ND		1.0	0.31
79-00-5	1,1,2-Trichloroethane	ND		1.0	0.23
75-34-3	1,1-Dichloroethane	ND		1.0	0.38
75-35-4	1,1-Dichloroethene	ND		1.0	0.29
120-82-1	1,2,4-Trichlorobenzene	ND		1.0	0.41
96-12-8	1,2-Dibromo-3-Chloropropane	ND		1.0	0.39
106-93-4	1,2-Dibromoethane	ND		1.0	0.73
95-50-1	1,2-Dichlorobenzene	ND		1.0	0.79
107-06-2	1,2-Dichloroethane	ND		1.0	0.21
78-87-5	1,2-Dichloropropane	ND		1.0	0.72
541-73-1	1,3-Dichlorobenzene	ND		1.0	0.78
106-46-7	1,4-Dichlorobenzene	ND		1.0	0.84
78-93-3	2-Butanone (MEK)	ND		10	1.3
591-78-6	2-Hexanone	ND		5.0	1.2
108-10-1	4-Methyl-2-pentanone (MIBK)	ND		5.0	2.1
67-64-1	Acetone	ND		10	3.0
71-43-2	Benzene	ND		1.0	0.41
75-27-4	Bromodichloromethane	ND		1.0	0.39
75-25-2	Bromoform	ND		1.0	0.26
74-83-9	Bromomethane	ND		1.0	0.69
75-15-0	Carbon disulfide	ND		1.0	0.19
56-23-5	Carbon tetrachloride	ND		1.0	0.27
108-90-7	Chlorobenzene	ND		1.0	0.75
75-00-3	Chloroethane	ND		1.0	0.32
67-66-3	Chloroform	ND		1.0	0.34
74-87-3	Chloromethane	ND		1.0	0.35
156-59-2	cis-1,2-Dichloroethene	1.5		1.0	0.81
10061-01-5	cis-1,3-Dichloropropene	ND		1.0	0.36
110-82-7	Cyclohexane	ND		1.0	0.18
124-48-1	Dibromochloromethane	ND		1.0	0.32
75-71-8	Dichlorodifluoromethane	ND		1.0	0.68
100-41-4	Ethylbenzene	ND		1.0	0.74
98-82-8	Isopropylbenzene	ND		1.0	0.79

FORM I
GC/MS VOA ORGANICS ANALYSIS DATA SHEET

Lab Name: TestAmerica Buffalo | Job No.: 480-47308-1

SDG No.:

Client Sample ID: MW-19 | Lab Sample ID: 480-47308-9

Matrix: Water | Lab File ID: P2747.D

Analysis Method: 8260C | Date Collected: 10/04/2013 14:37

Sample wt/vol: 5(mL) | Date Analyzed: 10/16/2013 03:21

Soil Aliquot Vol: | Dilution Factor: 1

Soil Extract Vol.: | GC Column: ZB-624 (60) ID: 0.25(mm)

% Moisture: | Level: (low/med) Low

Analysis Batch No.: 145143 | Units: ug/L

CAS NO.	COMPOUND NAME	RESULT	Q	RL	MDL
79-20-9	Methyl acetate	ND		1.0	0.50
1634-04-4	Methyl tert-butyl ether	ND		1.0	0.16
108-87-2	Methylcyclohexane	ND		1.0	0.16
75-09-2	Methylene Chloride	ND		1.0	0.44
179601-23-1	m-Xylene & p-Xylene	ND		1.0	0.66
95-47-6	o-Xylene	ND		1.0	0.76
100-42-5	Styrene	ND		1.0	0.73
127-18-4	Tetrachloroethene	ND		1.0	0.36
108-88-3	Toluene	ND		1.0	0.51
156-60-5	trans-1,2-Dichloroethene	ND		1.0	0.90
10061-02-6	trans-1,3-Dichloropropene	ND		1.0	0.37
79-01-6	Trichloroethene	ND		1.0	0.46
75-69-4	Trichlorofluoromethane	ND		1.0	0.88
75-01-4	Vinyl chloride	2.3		1.0	0.90
1330-20-7	Xylenes, Total	ND		1.0	0.66

CAS NO.	SURROGATE	%REC	Q	LIMITS
17060-07-0	1,2-Dichloroethane-d4 (Surr)	110		66-137
460-00-4	4-Bromofluorobenzene (Surr)	100		73-120
2037-26-5	Toluene-d8 (Surr)	94		71-126

TestAmerica Buffalo
Target Compound Quantitation Report

Data File: \\Bufchrom\ChromData\HP5973P\20131015-26241.b\P2747.D
Lims ID: 480-47308-A-9 Lab Sample ID:
Client ID: MW-19
Sample Type: Client
Inject. Date: 16-Oct-2013 03:21:30 ALS Bottle#: 11 Worklist Smp#: 16
Purge Vol: 5.000 mL Dil. Factor: 1.0000
Sample Info: 480-47308-A-9
Misc. Info.: 480-0026241-016 =480-0026241-016
Operator ID: CDC Instrument ID: HP5973P

Method: \\Bufchrom\ChromData\HP5973P\20131015-26241.b\P-8260H2O.m
Limit Group: MV - 8260C ICAL
Last Update: 16-Oct-2013 05:25:33 Calib Date: 30-Sep-2013 22:31:30
Integrator: RTE ID Type: Deconvolution ID
Quant Method: Internal Standard Quant By: Initial Calibration
Last ICal File: \\Bufchrom\ChromData\HP5973P\20130930-25739.b\P2168.D

Column 1 : ZB-624 (0.25 mm) Detector MS SCAN
Process Host: XAWRK010

First Level Reviewer: quirkp Date: 16-Oct-2013 07:50:08

Compound	Sig	RT (min.)	Adj RT (min.)	Dlt RT (min.)	Q	Response	On-Col Amt ug/L	Flags
* 1 1,4-Difluorobenzene	114	7.819	7.819	0.0	91	116772	25.0	
* 2 Chlorobenzene-d5	82	11.567	11.567	0.0	77	67521	25.0	
* 3 1,4-Dichlorobenzene-d4	152	14.730	14.730	0.0	93	80487	25.0	
$ 4 1,2-Dichloroethane-d4 (Surr)	67	7.375	7.381	-0.006	57	29327	27.5	
$ 5 Toluene-d8 (Surr)	98	9.626	9.626	0.0	88	148752	23.6	
$ 6 4-Bromofluorobenzene (Surr)	174	13.191	13.185	0.006	90	57061	25.0	
10 Dichlorodifluoromethane	85		2.678					
11 Chloromethane	50		2.891					
17 Vinyl chloride	62	3.062	3.074	-0.012	21	4505	2.33	
12 Bromomethane	94		3.482					
13 Chloroethane	64		3.579					
14 Trichlorofluoromethane	101		3.926					
16 1,1,2-Trichloro-1,2,2-trifluoroe	101		4.461					
25 1,1-Dichloroethene	96		4.479					
24 Acetone	43		4.546					
27 Carbon disulfide	76		4.771					
30 Methyl acetate	43		4.875					
31 Methylene Chloride	84		5.039					
32 Methyl tert-butyl ether	73		5.270					
35 trans-1,2-Dichloroethene	96		5.313					
40 1,1-Dichloroethane	63		5.793					
44 2-Butanone (MEK)	43		6.426					
43 cis-1,2-Dichloroethene	96	6.444	6.444	0.0	12	3423	1.47	
49 Chloroform	83		6.791					
52 1,1,1-Trichloroethane	97		6.998					
54 Cyclohexane	56		7.046					
55 Carbon tetrachloride	117		7.174					
57 Benzene	78		7.424					
60 1,2-Dichloroethane	62		7.472					
62 Trichloroethene	95		8.154					
64 Methylcyclohexane	83		8.348					

Compound	Sig	RT (min.)	Adj RT (min.)	Dlt RT (min.)	Q	Response	On-Col Amt ug/L	Flags
63 1,2-Dichloropropane	63		8.452					
70 Dichlorobromomethane	83		8.786					
73 cis-1,3-Dichloropropene	75		9.310					
75 4-Methyl-2-pentanone (MIBK)	43		9.450					
76 Toluene	92		9.711					
78 trans-1,3-Dichloropropene	75		10.009					
79 1,1,2-Trichloroethane	83		10.271					
80 Tetrachloroethene	166		10.423					
83 2-Hexanone	43		10.520					
81 Chlorodibromomethane	129		10.824					
85 Ethylene Dibromide	107		10.995					
87 Chlorobenzene	112		11.603					
89 Ethylbenzene	91		11.694					
90 m-Xylene & p-Xylene	106		11.853					
93 o-Xylene	106		12.424					
94 Styrene	104		12.449					
92 Bromoform	173		12.802					
95 Isopropylbenzene	105		12.911					
97 1,1,2,2-Tetrachloroethane	83		13.398					
110 1,3-Dichlorobenzene	146		14.645					
111 1,4-Dichlorobenzene	146		14.760					
116 1,2-Dichlorobenzene	146		15.253					
117 1,2-Dibromo-3-Chloropropane	75		16.245					
119 1,2,4-Trichlorobenzene	180		17.188					
S 126 Xylenes, Total	1		30.000					

Report Date: 16-Oct-2013 07:50:08 Chrom Revision: 2.1 30-Sep-2013 13:45:28

TestAmerica Buffalo

Data File: \\Bufchrom\ChromData\HP5973P\20131015-26241.b\P2747.D

Injection Date:	16-Oct-2013 03:21:30	Instrument ID:	HP5973P	Operator ID:	CDC
Lims ID:	480-47308-A-9	Lab Sample ID:		Worklist Smp#:	16
Client ID:	MW-19				
Purge Vol:	5.000 mL	Dil. Factor:	1.0000	ALS Bottle#:	11
Method:	P-8260H2O	Limit Group:	MV - 8260C ICAL		

Column: ZB-624 (0.25 mm)

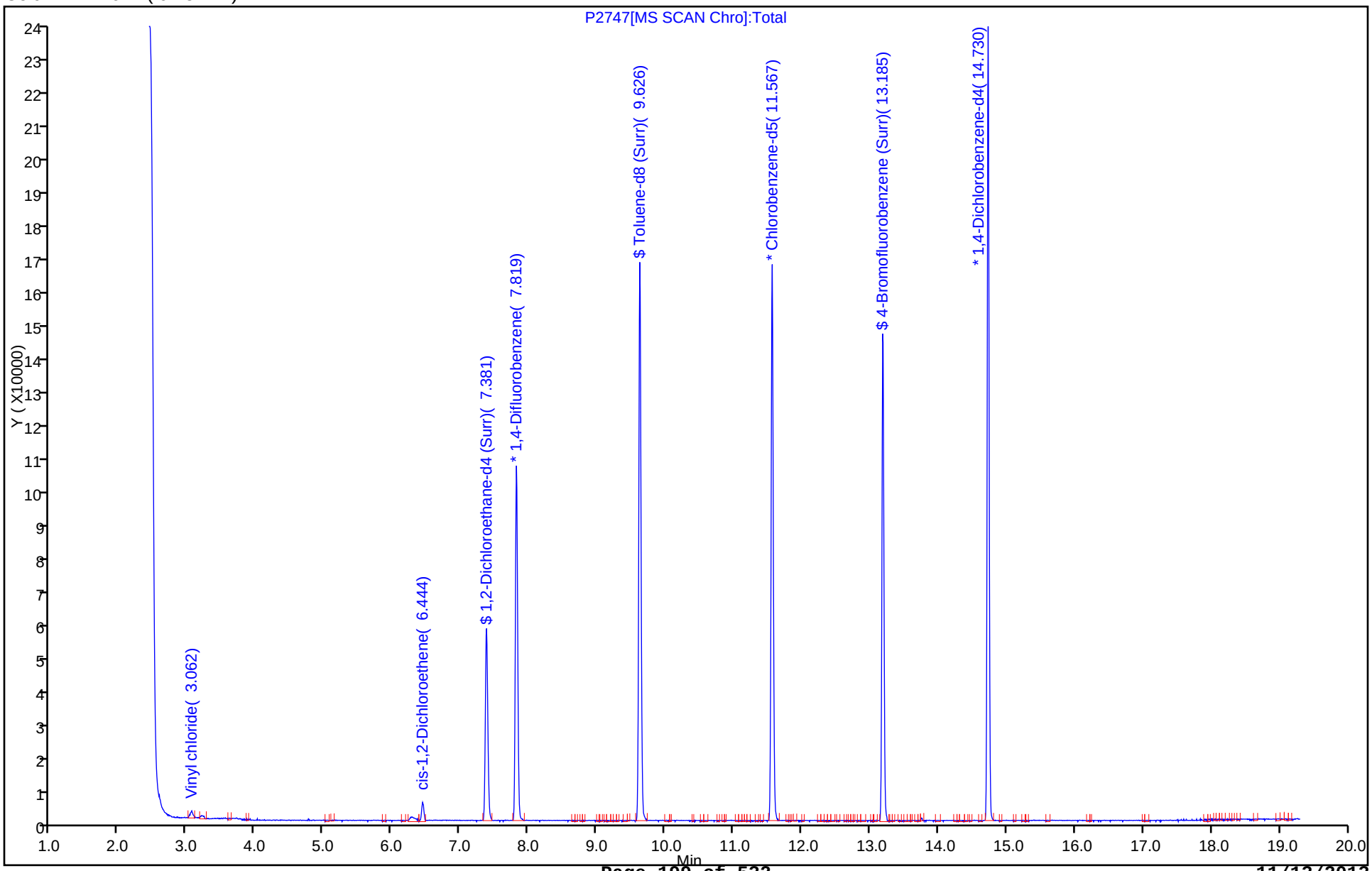

Report Date: 16-Oct-2013 07:50:08 Chrom Revision: 2.1 30-Sep-2013 13:45:28

TestAmerica Buffalo

Data File:	\\Bufchrom\ChromData\HP5973P\20131015-26241.b\P2747.D				
Injection Date:	16-Oct-2013 03:21:30	Instrument ID:	HP5973P		
Lims ID:	480-47308-A-9	Lab Sample ID:			
Client ID:	MW-19				
Operator ID:	CDC	ALS Bottle#:	11	Worklist Smp#:	16
Purge Vol:	5.000 mL	Dil. Factor:	1.0000		
Method:	P-8260H2O	Limit Group:	MV - 8260C ICAL		
Column:	ZB-624 (0.25 mm)	Detector	MS SCAN		

43 cis-1,2-Dichloroethene, CAS: 156-59-2

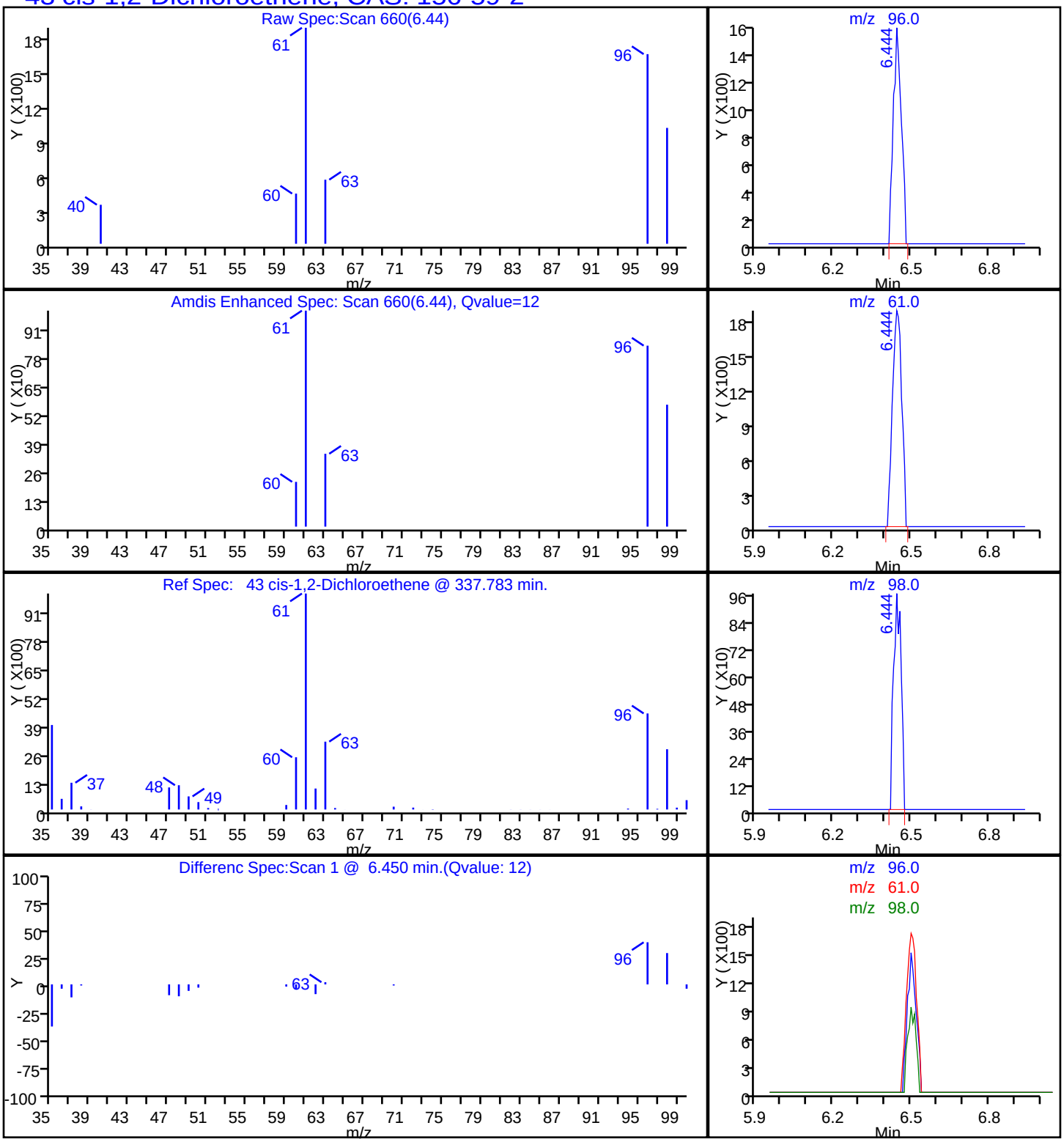

Report Date: 16-Oct-2013 07:50:08 Chrom Revision: 2.1 30-Sep-2013 13:45:28

TestAmerica Buffalo

Data File:	\\Bufchrom\ChromData\HP5973P\20131015-26241.b\P2747.D				
Injection Date:	16-Oct-2013 03:21:30	Instrument ID:	HP5973P		
Lims ID:	480-47308-A-9	Lab Sample ID:			
Client ID:	MW-19				
Operator ID:	CDC	ALS Bottle#:	11	Worklist Smp#:	16
Purge Vol:	5.000 mL	Dil. Factor:	1.0000		
Method:	P-8260H2O	Limit Group:	MV - 8260C ICAL		
Column:	ZB-624 (0.25 mm)	Detector	MS SCAN		

17 Vinyl chloride, CAS: 75-01-4

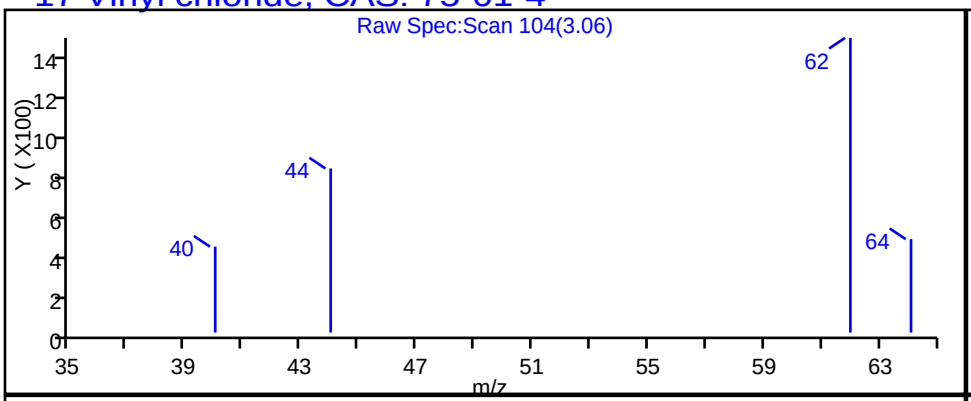

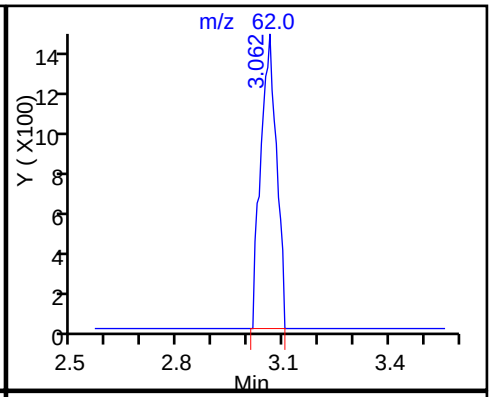

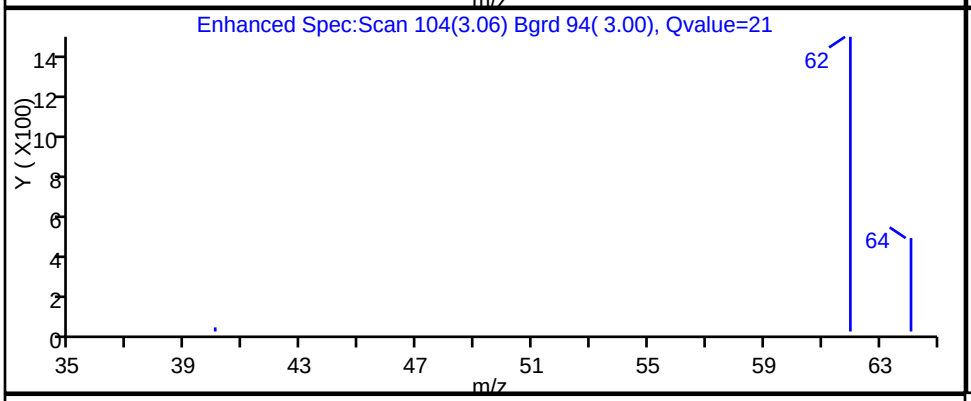

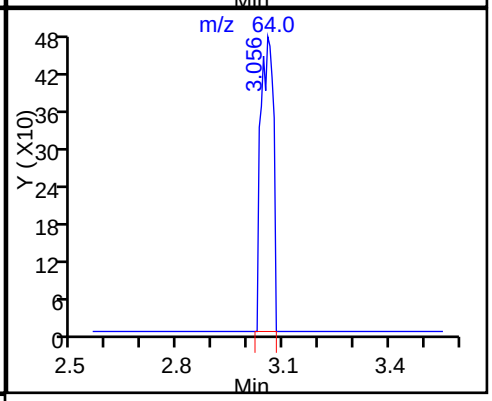

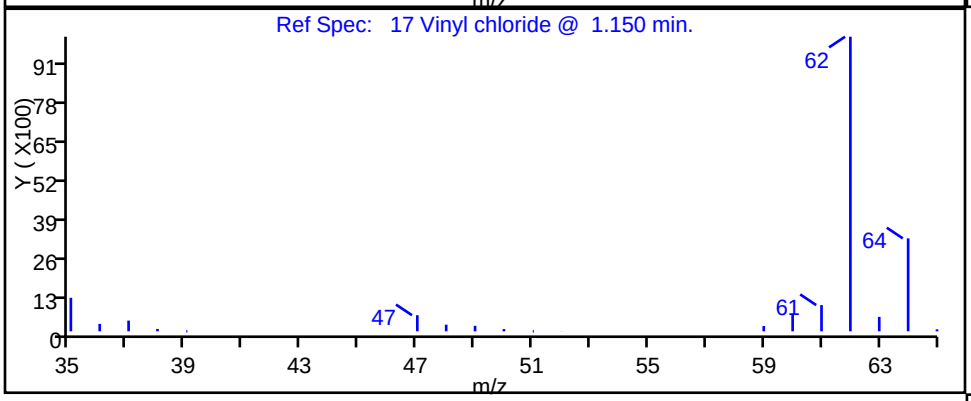

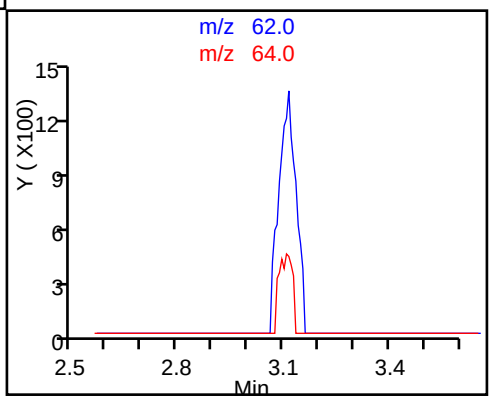

FORM I
GC/MS VOA ORGANICS ANALYSIS DATA SHEET

Lab Name: TestAmerica Buffalo | Job No.: 480-47308-1

SDG No.:

Client Sample ID: MW-20 | Lab Sample ID: 480-47308-10

Matrix: Water | Lab File ID: P2764.D

Analysis Method: 8260C | Date Collected: 10/04/2013 15:16

Sample wt/vol: 5(mL) | Date Analyzed: 10/16/2013 11:32

Soil Aliquot Vol: | Dilution Factor: 1

Soil Extract Vol.: | GC Column: ZB-624 (60) ID: 0.25(mm)

% Moisture: | Level: (low/med) Low

Analysis Batch No.: 145222 | Units: ug/L

CAS NO.	COMPOUND NAME	RESULT	Q	RL	MDL
71-55-6	1,1,1-Trichloroethane	ND		1.0	0.82
79-34-5	1,1,2,2-Tetrachloroethane	ND		1.0	0.21
76-13-1	1,1,2-Trichloro-1,2,2-trifluoroethane	ND		1.0	0.31
79-00-5	1,1,2-Trichloroethane	ND		1.0	0.23
75-34-3	1,1-Dichloroethane	ND		1.0	0.38
75-35-4	1,1-Dichloroethene	ND		1.0	0.29
120-82-1	1,2,4-Trichlorobenzene	ND		1.0	0.41
96-12-8	1,2-Dibromo-3-Chloropropane	ND		1.0	0.39
106-93-4	1,2-Dibromoethane	ND		1.0	0.73
95-50-1	1,2-Dichlorobenzene	ND		1.0	0.79
107-06-2	1,2-Dichloroethane	ND		1.0	0.21
78-87-5	1,2-Dichloropropane	ND		1.0	0.72
541-73-1	1,3-Dichlorobenzene	ND		1.0	0.78
106-46-7	1,4-Dichlorobenzene	ND		1.0	0.84
78-93-3	2-Butanone (MEK)	ND		10	1.3
591-78-6	2-Hexanone	ND		5.0	1.2
108-10-1	4-Methyl-2-pentanone (MIBK)	ND		5.0	2.1
67-64-1	Acetone	ND		10	3.0
71-43-2	Benzene	ND		1.0	0.41
75-27-4	Bromodichloromethane	ND		1.0	0.39
75-25-2	Bromoform	ND		1.0	0.26
74-83-9	Bromomethane	ND		1.0	0.69
75-15-0	Carbon disulfide	ND		1.0	0.19
56-23-5	Carbon tetrachloride	ND		1.0	0.27
108-90-7	Chlorobenzene	ND		1.0	0.75
75-00-3	Chloroethane	1.8		1.0	0.32
67-66-3	Chloroform	ND		1.0	0.34
74-87-3	Chloromethane	ND		1.0	0.35
156-59-2	cis-1,2-Dichloroethene	ND		1.0	0.81
10061-01-5	cis-1,3-Dichloropropene	ND		1.0	0.36
110-82-7	Cyclohexane	ND		1.0	0.18
124-48-1	Dibromochloromethane	ND		1.0	0.32
75-71-8	Dichlorodifluoromethane	ND		1.0	0.68
100-41-4	Ethylbenzene	ND		1.0	0.74
98-82-8	Isopropylbenzene	ND		1.0	0.79

FORM I
GC/MS VOA ORGANICS ANALYSIS DATA SHEET

Lab Name: TestAmerica Buffalo | Job No.: 480-47308-1

SDG No.:

Client Sample ID: MW-20 | Lab Sample ID: 480-47308-10

Matrix: Water | Lab File ID: P2764.D

Analysis Method: 8260C | Date Collected: 10/04/2013 15:16

Sample wt/vol: 5(mL) | Date Analyzed: 10/16/2013 11:32

Soil Aliquot Vol: | Dilution Factor: 1

Soil Extract Vol.: | GC Column: ZB-624 (60) ID: 0.25(mm)

% Moisture: | Level: (low/med) Low

Analysis Batch No.: 145222 | Units: ug/L

CAS NO.	COMPOUND NAME	RESULT	Q	RL	MDL
79-20-9	Methyl acetate	ND		1.0	0.50
1634-04-4	Methyl tert-butyl ether	ND		1.0	0.16
108-87-2	Methylcyclohexane	ND		1.0	0.16
75-09-2	Methylene Chloride	ND		1.0	0.44
179601-23-1	m-Xylene & p-Xylene	ND		1.0	0.66
95-47-6	o-Xylene	ND		1.0	0.76
100-42-5	Styrene	ND		1.0	0.73
127-18-4	Tetrachloroethene	ND		1.0	0.36
108-88-3	Toluene	ND		1.0	0.51
156-60-5	trans-1,2-Dichloroethene	3.6		1.0	0.90
10061-02-6	trans-1,3-Dichloropropene	ND		1.0	0.37
79-01-6	Trichloroethene	ND		1.0	0.46
75-69-4	Trichlorofluoromethane	ND		1.0	0.88
75-01-4	Vinyl chloride	ND		1.0	0.90
1330-20-7	Xylenes, Total	ND		1.0	0.66

CAS NO.	SURROGATE	%REC	Q	LIMITS
17060-07-0	1,2-Dichloroethane-d4 (Surr)	110		66-137
460-00-4	4-Bromofluorobenzene (Surr)	96		73-120
2037-26-5	Toluene-d8 (Surr)	96		71-126

TestAmerica Buffalo
Target Compound Quantitation Report

Data File: \\Bufchrom\ChromData\HP5973P\20131016-26252.b\P2764.D
Lims ID: 480-47308-B-10 Lab Sample ID:
Client ID: MW-20
Sample Type: Client
Inject. Date: 16-Oct-2013 11:32:30 ALS Bottle#: 28 Worklist Smp#: 7
Purge Vol: 5.000 mL Dil. Factor: 1.0000
Sample Info: 480-47308-B-10
Misc. Info.: 480-0026252-007 =480-0026252-007
Operator ID: PJQ Instrument ID: HP5973P

Method: \\Bufchrom\ChromData\HP5973P\20131016-26252.b\P-8260H2O.m
Limit Group: MV - 8260C ICAL
Last Update: 16-Oct-2013 20:43:06 Calib Date: 30-Sep-2013 22:31:30
Integrator: RTE ID Type: Deconvolution ID
Quant Method: Internal Standard Quant By: Initial Calibration
Last ICal File: \\Bufchrom\ChromData\HP5973P\20130930-25739.b\P2168.D

Column 1 : ZB-624 (0.25 mm) Detector MS SCAN
Process Host: XAWRK020

First Level Reviewer: cwiklinc Date: 16-Oct-2013 20:43:06

Compound	Sig	RT (min.)	Adj RT (min.)	Dlt RT (min.)	Q	Response	On-Col Amt ug/L	Flags
* 1 1,4-Difluorobenzene	114	7.819	7.819	0.0	91	135527	25.0	
* 2 Chlorobenzene-d5	82	11.566	11.567	-0.001	76	75795	25.0	
* 3 1,4-Dichlorobenzene-d4	152	14.730	14.730	0.0	92	92586	25.0	
$ 4 1,2-Dichloroethane-d4 (Surr)	67	7.381	7.381	0.0	57	34129	27.6	
$ 5 Toluene-d8 (Surr)	98	9.626	9.626	0.0	88	169887	24.0	
$ 6 4-Bromofluorobenzene (Surr)	174	13.191	13.185	0.006	89	61531	24.0	
10 Dichlorodifluoromethane	85		2.685					
11 Chloromethane	50		2.885					
17 Vinyl chloride	62		3.074					
12 Bromomethane	94		3.475					
13 Chloroethane	64	3.585	3.579	0.006	10	2148	1.78	
14 Trichlorofluoromethane	101		3.932					
16 1,1,2-Trichloro-1,2,2-trifluoroe	101		4.461					
25 1,1-Dichloroethene	96		4.479					
24 Acetone	43		4.540					
27 Carbon disulfide	76		4.771					
30 Methyl acetate	43		4.875					
31 Methylene Chloride	84		5.033					
32 Methyl tert-butyl ether	73		5.270					
35 trans-1,2-Dichloroethene	96	5.313	5.313	0.0	76	8894	3.60	
40 1,1-Dichloroethane	63		5.793					
44 2-Butanone (MEK)	43		6.426					
43 cis-1,2-Dichloroethene	96		6.438					
49 Chloroform	83		6.785					
52 1,1,1-Trichloroethane	97		6.992					
54 Cyclohexane	56		7.046					
55 Carbon tetrachloride	117		7.174					
57 Benzene	78		7.424					
60 1,2-Dichloroethane	62		7.466					
62 Trichloroethene	95		8.154					
64 Methylcyclohexane	83		8.354					

Compound	Sig	RT (min.)	Adj RT (min.)	Dlt RT (min.)	Q	Response	On-Col Amt ug/L	Flags
63 1,2-Dichloropropane	63		8.452					
70 Dichlorobromomethane	83		8.786					
73 cis-1,3-Dichloropropene	75		9.310					
75 4-Methyl-2-pentanone (MIBK)	43		9.449					
76 Toluene	92		9.711					
78 trans-1,3-Dichloropropene	75		10.015					
79 1,1,2-Trichloroethane	83		10.277					
80 Tetrachloroethene	166		10.423					
83 2-Hexanone	43		10.520					
81 Chlorodibromomethane	129		10.824					
85 Ethylene Dibromide	107		10.995					
87 Chlorobenzene	112		11.603					
89 Ethylbenzene	91		11.700					
90 m-Xylene & p-Xylene	106		11.852					
93 o-Xylene	106		12.424					
94 Styrene	104		12.455					
92 Bromoform	173		12.802					
95 Isopropylbenzene	105		12.911					
97 1,1,2,2-Tetrachloroethane	83		13.398					
110 1,3-Dichlorobenzene	146		14.645					
111 1,4-Dichlorobenzene	146		14.760					
116 1,2-Dichlorobenzene	146		15.253					
117 1,2-Dibromo-3-Chloropropane	75		16.245					
119 1,2,4-Trichlorobenzene	180		17.194					
S 126 Xylenes, Total	1		30.000					

Report Date: 16-Oct-2013 20:43:07 Chrom Revision: 2.1 30-Sep-2013 13:45:28

TestAmerica Buffalo

Data File: \\Bufchrom\ChromData\HP5973P\20131016-26252.b\P2764.D

Injection Date:	16-Oct-2013 11:32:30	Instrument ID:	HP5973P	Operator ID:	PJQ
Lims ID:	480-47308-B-10	Lab Sample ID:		Worklist Smp#:	7
Client ID:	MW-20				
Purge Vol:	5.000 mL	Dil. Factor:	1.0000	ALS Bottle#:	28
Method:	P-8260H2O	Limit Group:	MV - 8260C ICAL		

Column: ZB-624 (0.25 mm)

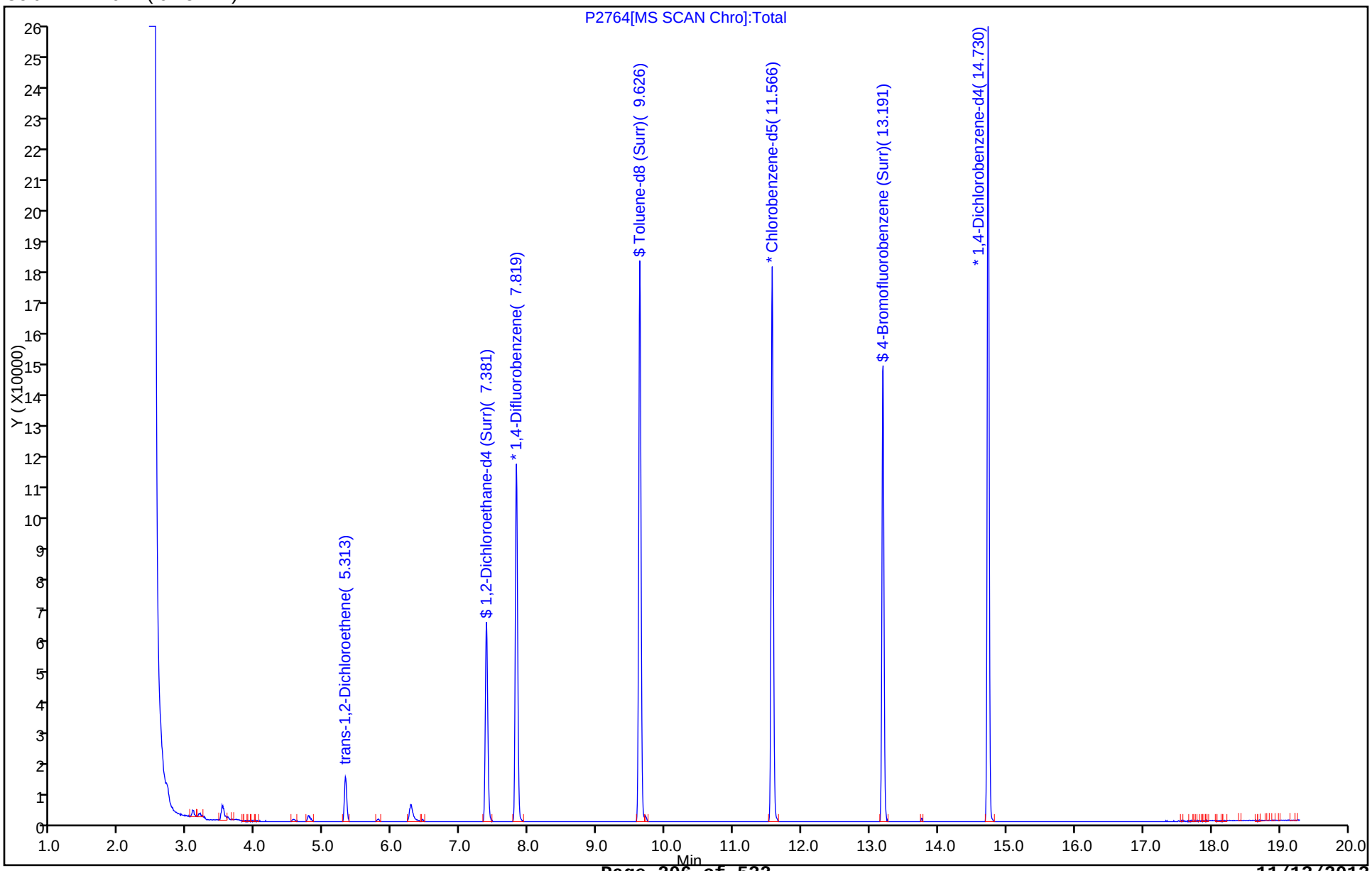

Report Date: 16-Oct-2013 20:43:07 Chrom Revision: 2.1 30-Sep-2013 13:45:28

TestAmerica Buffalo

Data File:	\\Bufchrom\ChromData\HP5973P\20131016-26252.b\P2764.D				
Injection Date:	16-Oct-2013 11:32:30	Instrument ID:	HP5973P		
Lims ID:	480-47308-B-10	Lab Sample ID:			
Client ID:	MW-20				
Operator ID:	PJQ	ALS Bottle#:	28	Worklist Smp#:	7
Purge Vol:	5.000 mL	Dil. Factor:	1.0000		
Method:	P-8260H2O	Limit Group:	MV - 8260C ICAL		
Column:	ZB-624 (0.25 mm)	Detector	MS SCAN		

13 Chloroethane, CAS: 75-00-3

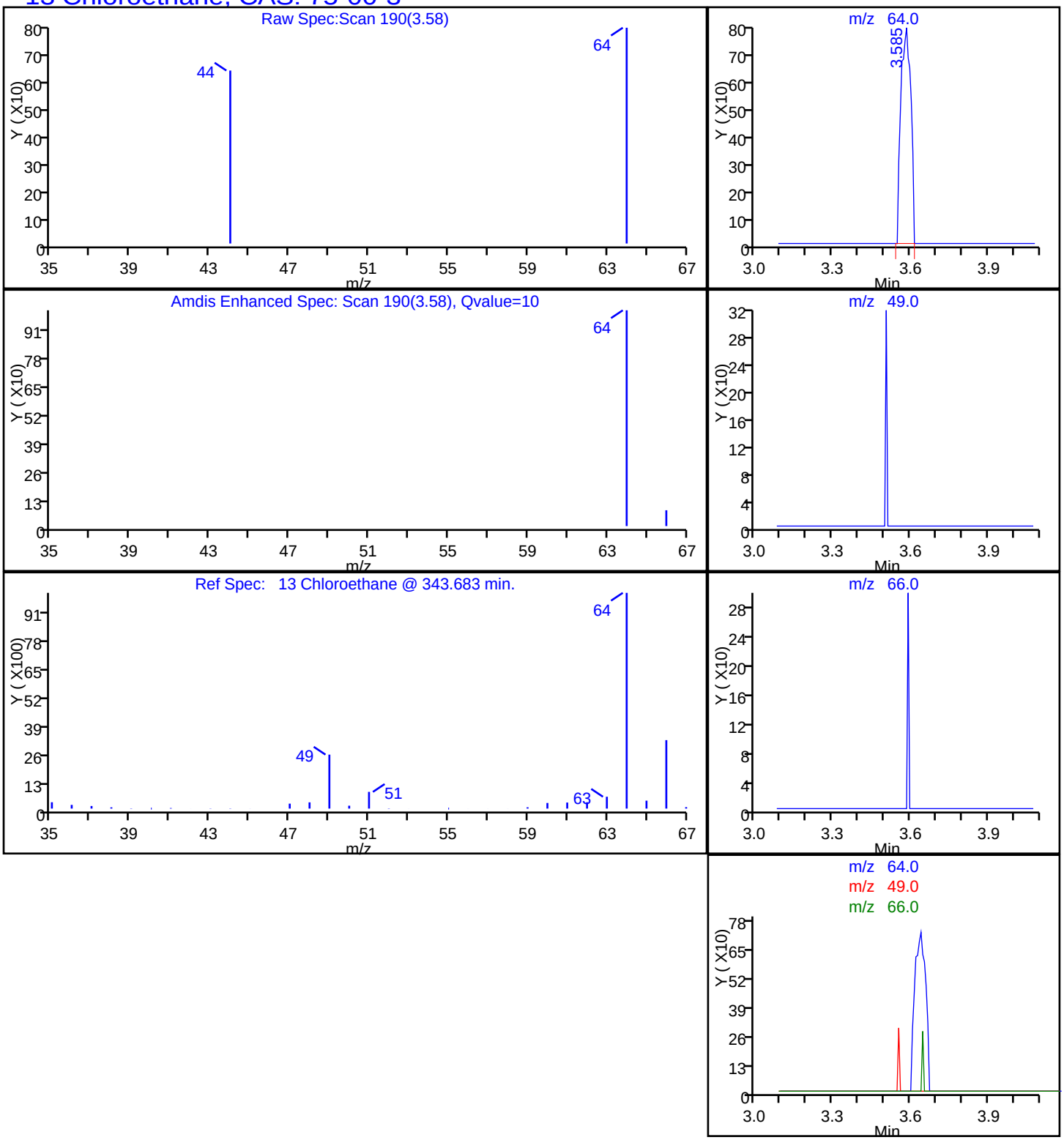

Report Date: 16-Oct-2013 20:43:07 Chrom Revision: 2.1 30-Sep-2013 13:45:28

TestAmerica Buffalo

Data File:	\\Bufchrom\ChromData\HP5973P\20131016-26252.b\P2764.D				
Injection Date:	16-Oct-2013 11:32:30	Instrument ID:	HP5973P		
Lims ID:	480-47308-B-10	Lab Sample ID:			
Client ID:	MW-20				
Operator ID:	PJQ	ALS Bottle#:	28	Worklist Smp#:	7
Purge Vol:	5.000 mL	Dil. Factor:	1.0000		
Method:	P-8260H2O	Limit Group:	MV - 8260C ICAL		
Column:	ZB-624 (0.25 mm)	Detector	MS SCAN		

35 trans-1,2-Dichloroethene, CAS: 156-60-5

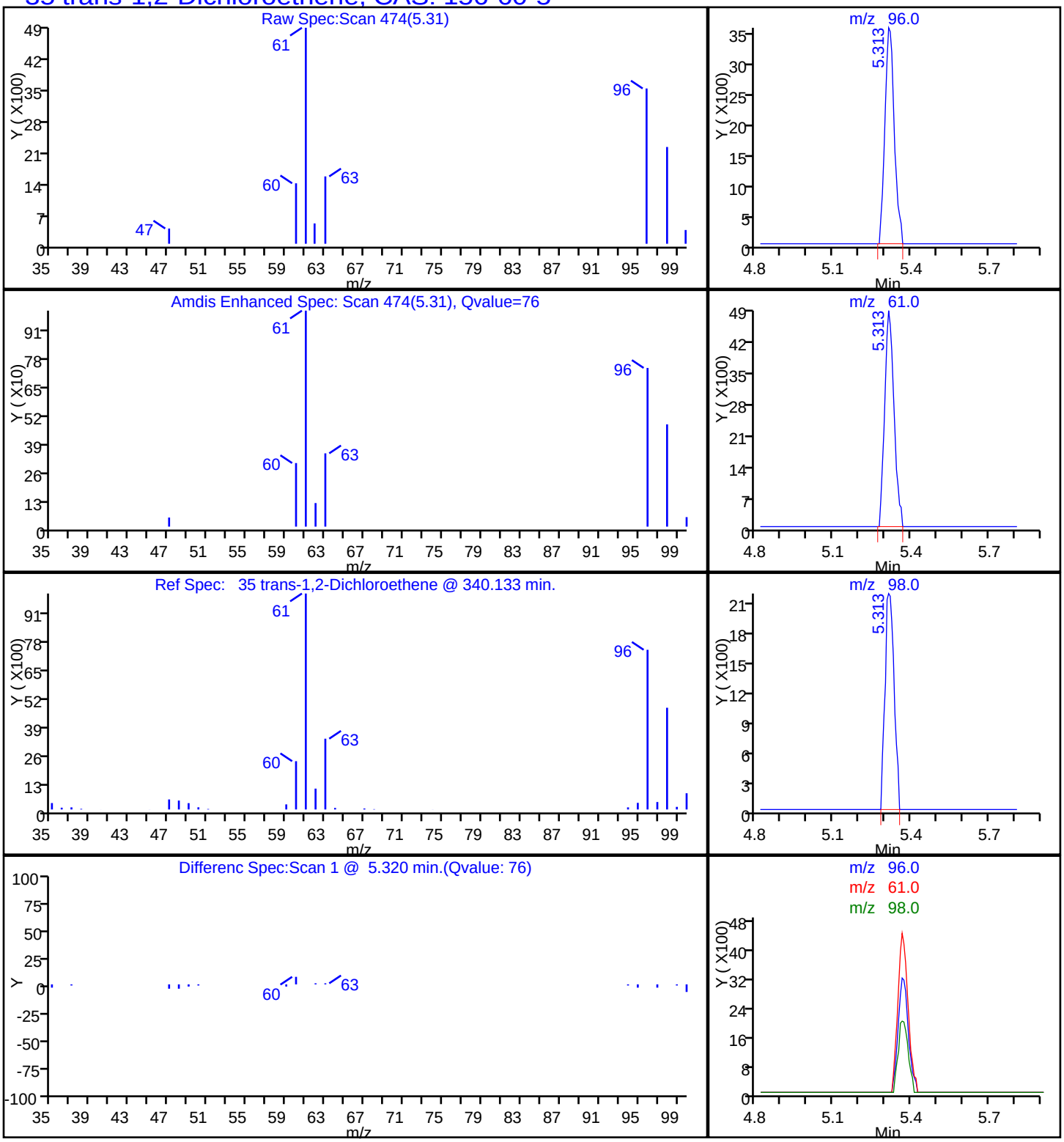

FORM I
GC/MS VOA ORGANICS ANALYSIS DATA SHEET

Lab Name: TestAmerica Buffalo | Job No.: 480-47308-1

SDG No.:

Client Sample ID: MW-21 | Lab Sample ID: 480-47308-11

Matrix: Water | Lab File ID: P2749.D

Analysis Method: 8260C | Date Collected: 10/04/2013 15:55

Sample wt/vol: 5(mL) | Date Analyzed: 10/16/2013 04:11

Soil Aliquot Vol: | Dilution Factor: 1

Soil Extract Vol.: | GC Column: ZB-624 (60) ID: 0.25(mm)

% Moisture: | Level: (low/med) Low

Analysis Batch No.: 145143 | Units: ug/L

CAS NO.	COMPOUND NAME	RESULT	Q	RL	MDL
71-55-6	1,1,1-Trichloroethane	ND		1.0	0.82
79-34-5	1,1,2,2-Tetrachloroethane	ND		1.0	0.21
76-13-1	1,1,2-Trichloro-1,2,2-trifluoroethane	ND		1.0	0.31
79-00-5	1,1,2-Trichloroethane	ND		1.0	0.23
75-34-3	1,1-Dichloroethane	ND		1.0	0.38
75-35-4	1,1-Dichloroethene	ND		1.0	0.29
120-82-1	1,2,4-Trichlorobenzene	ND		1.0	0.41
96-12-8	1,2-Dibromo-3-Chloropropane	ND		1.0	0.39
106-93-4	1,2-Dibromoethane	ND		1.0	0.73
95-50-1	1,2-Dichlorobenzene	ND		1.0	0.79
107-06-2	1,2-Dichloroethane	ND		1.0	0.21
78-87-5	1,2-Dichloropropane	ND		1.0	0.72
541-73-1	1,3-Dichlorobenzene	ND		1.0	0.78
106-46-7	1,4-Dichlorobenzene	ND		1.0	0.84
78-93-3	2-Butanone (MEK)	ND		10	1.3
591-78-6	2-Hexanone	ND		5.0	1.2
108-10-1	4-Methyl-2-pentanone (MIBK)	ND		5.0	2.1
67-64-1	Acetone	ND		10	3.0
71-43-2	Benzene	ND		1.0	0.41
75-27-4	Bromodichloromethane	ND		1.0	0.39
75-25-2	Bromoform	ND		1.0	0.26
74-83-9	Bromomethane	ND		1.0	0.69
75-15-0	Carbon disulfide	ND		1.0	0.19
56-23-5	Carbon tetrachloride	ND		1.0	0.27
108-90-7	Chlorobenzene	ND		1.0	0.75
75-00-3	Chloroethane	ND		1.0	0.32
67-66-3	Chloroform	ND		1.0	0.34
74-87-3	Chloromethane	ND		1.0	0.35
156-59-2	cis-1,2-Dichloroethene	ND		1.0	0.81
10061-01-5	cis-1,3-Dichloropropene	ND		1.0	0.36
110-82-7	Cyclohexane	ND		1.0	0.18
124-48-1	Dibromochloromethane	ND		1.0	0.32
75-71-8	Dichlorodifluoromethane	ND		1.0	0.68
100-41-4	Ethylbenzene	ND		1.0	0.74
98-82-8	Isopropylbenzene	ND		1.0	0.79

FORM I
GC/MS VOA ORGANICS ANALYSIS DATA SHEET

Lab Name: TestAmerica Buffalo | Job No.: 480-47308-1

SDG No.:

Client Sample ID: MW-21 | Lab Sample ID: 480-47308-11

Matrix: Water | Lab File ID: P2749.D

Analysis Method: 8260C | Date Collected: 10/04/2013 15:55

Sample wt/vol: 5(mL) | Date Analyzed: 10/16/2013 04:11

Soil Aliquot Vol: | Dilution Factor: 1

Soil Extract Vol.: | GC Column: ZB-624 (60) ID: 0.25(mm)

% Moisture: | Level: (low/med) Low

Analysis Batch No.: 145143 | Units: ug/L

CAS NO.	COMPOUND NAME	RESULT	Q	RL	MDL
79-20-9	Methyl acetate	ND		1.0	0.50
1634-04-4	Methyl tert-butyl ether	ND		1.0	0.16
108-87-2	Methylcyclohexane	ND		1.0	0.16
75-09-2	Methylene Chloride	ND		1.0	0.44
179601-23-1	m-Xylene & p-Xylene	ND		1.0	0.66
95-47-6	o-Xylene	ND		1.0	0.76
100-42-5	Styrene	ND		1.0	0.73
127-18-4	Tetrachloroethene	ND		1.0	0.36
108-88-3	Toluene	ND		1.0	0.51
156-60-5	trans-1,2-Dichloroethene	ND		1.0	0.90
10061-02-6	trans-1,3-Dichloropropene	ND		1.0	0.37
79-01-6	Trichloroethene	ND		1.0	0.46
75-69-4	Trichlorofluoromethane	ND		1.0	0.88
75-01-4	Vinyl chloride	5.2		1.0	0.90
1330-20-7	Xylenes, Total	ND		1.0	0.66

CAS NO.	SURROGATE	%REC	Q	LIMITS
17060-07-0	1,2-Dichloroethane-d4 (Surr)	111		66-137
460-00-4	4-Bromofluorobenzene (Surr)	97		73-120
2037-26-5	Toluene-d8 (Surr)	93		71-126

TestAmerica Buffalo
Target Compound Quantitation Report

Data File: \\Bufchrom\ChromData\HP5973P\20131015-26241.b\P2749.D
Lims ID: 480-47308-A-11 Lab Sample ID:
Client ID: MW-21
Sample Type: Client
Inject. Date: 16-Oct-2013 04:11:30 ALS Bottle#: 13 Worklist Smp#: 18
Purge Vol: 5.000 mL Dil. Factor: 1.0000
Sample Info: 480-47308-A-11
Misc. Info.: 480-0026241-018 =480-0026241-018
Operator ID: CDC Instrument ID: HP5973P

Method: \\Bufchrom\ChromData\HP5973P\20131015-26241.b\P-8260H2O.m
Limit Group: MV - 8260C ICAL
Last Update: 16-Oct-2013 05:25:33 Calib Date: 30-Sep-2013 22:31:30
Integrator: RTE ID Type: Deconvolution ID
Quant Method: Internal Standard Quant By: Initial Calibration
Last ICal File: \\Bufchrom\ChromData\HP5973P\20130930-25739.b\P2168.D

Column 1 : ZB-624 (0.25 mm) Detector MS SCAN
Process Host: XAWRK010

First Level Reviewer: quirkp Date: 16-Oct-2013 07:51:42

Compound	Sig	RT (min.)	Adj RT (min.)	Dlt RT (min.)	Q	Response	On-Col Amt ug/L	Flags
* 1 1,4-Difluorobenzene	114	7.819	7.819	0.0	91	116279	25.0	
* 2 Chlorobenzene-d5	82	11.567	11.567	0.0	76	66010	25.0	
* 3 1,4-Dichlorobenzene-d4	152	14.730	14.730	0.0	92	80055	25.0	
$ 4 1,2-Dichloroethane-d4 (Surr)	67	7.381	7.381	0.0	57	29368	27.7	
$ 5 Toluene-d8 (Surr)	98	9.626	9.626	0.0	88	144032	23.3	
$ 6 4-Bromofluorobenzene (Surr)	174	13.185	13.185	0.0	88	54234	24.3	
10 Dichlorodifluoromethane	85		2.678					
11 Chloromethane	50		2.891					
17 Vinyl chloride	62	3.050	3.074	-0.024	33	10074	5.24	
12 Bromomethane	94		3.482					
13 Chloroethane	64		3.579					
14 Trichlorofluoromethane	101		3.926					
16 1,1,2-Trichloro-1,2,2-trifluoroe	101		4.461					
25 1,1-Dichloroethene	96		4.479					
24 Acetone	43		4.546					
27 Carbon disulfide	76		4.771					
30 Methyl acetate	43		4.875					
31 Methylene Chloride	84		5.039					
32 Methyl tert-butyl ether	73		5.270					
35 trans-1,2-Dichloroethene	96		5.313					
40 1,1-Dichloroethane	63		5.793					
44 2-Butanone (MEK)	43		6.426					
43 cis-1,2-Dichloroethene	96		6.444					
49 Chloroform	83		6.791					
52 1,1,1-Trichloroethane	97		6.998					
54 Cyclohexane	56		7.046					
55 Carbon tetrachloride	117		7.174					
57 Benzene	78		7.424					
60 1,2-Dichloroethane	62		7.472					
62 Trichloroethene	95		8.154					
64 Methylcyclohexane	83		8.348					

Compound	Sig	RT (min.)	Adj RT (min.)	Dlt RT (min.)	Q	Response	On-Col Amt ug/L	Flags
63 1,2-Dichloropropane	63		8.452					
70 Dichlorobromomethane	83		8.786					
73 cis-1,3-Dichloropropene	75		9.310					
75 4-Methyl-2-pentanone (MIBK)	43		9.450					
76 Toluene	92		9.711					
78 trans-1,3-Dichloropropene	75		10.009					
79 1,1,2-Trichloroethane	83		10.271					
80 Tetrachloroethene	166		10.423					
83 2-Hexanone	43		10.520					
81 Chlorodibromomethane	129		10.824					
85 Ethylene Dibromide	107		10.995					
87 Chlorobenzene	112		11.603					
89 Ethylbenzene	91		11.694					
90 m-Xylene & p-Xylene	106		11.853					
93 o-Xylene	106		12.424					
94 Styrene	104		12.449					
92 Bromoform	173		12.802					
95 Isopropylbenzene	105		12.911					
97 1,1,2,2-Tetrachloroethane	83		13.398					
110 1,3-Dichlorobenzene	146		14.645					
111 1,4-Dichlorobenzene	146		14.760					
116 1,2-Dichlorobenzene	146		15.253					
117 1,2-Dibromo-3-Chloropropane	75		16.245					
119 1,2,4-Trichlorobenzene	180		17.188					
S 126 Xylenes, Total	1		30.000					

Report Date: 16-Oct-2013 07:51:42 Chrom Revision: 2.1 30-Sep-2013 13:45:28

TestAmerica Buffalo

Data File:	\\Bufchrom\ChromData\HP5973P\20131015-26241.b\P2749.D				
Injection Date:	16-Oct-2013 04:11:30	Instrument ID:	HP5973P	Operator ID:	CDC
Lims ID:	480-47308-A-11	Lab Sample ID:		Worklist Smp#:	18
Client ID:	MW-21				
Purge Vol:	5.000 mL	Dil. Factor:	1.0000	ALS Bottle#:	13
Method:	P-8260H2O	Limit Group:	MV - 8260C ICAL		

Column: ZB-624 (0.25 mm)

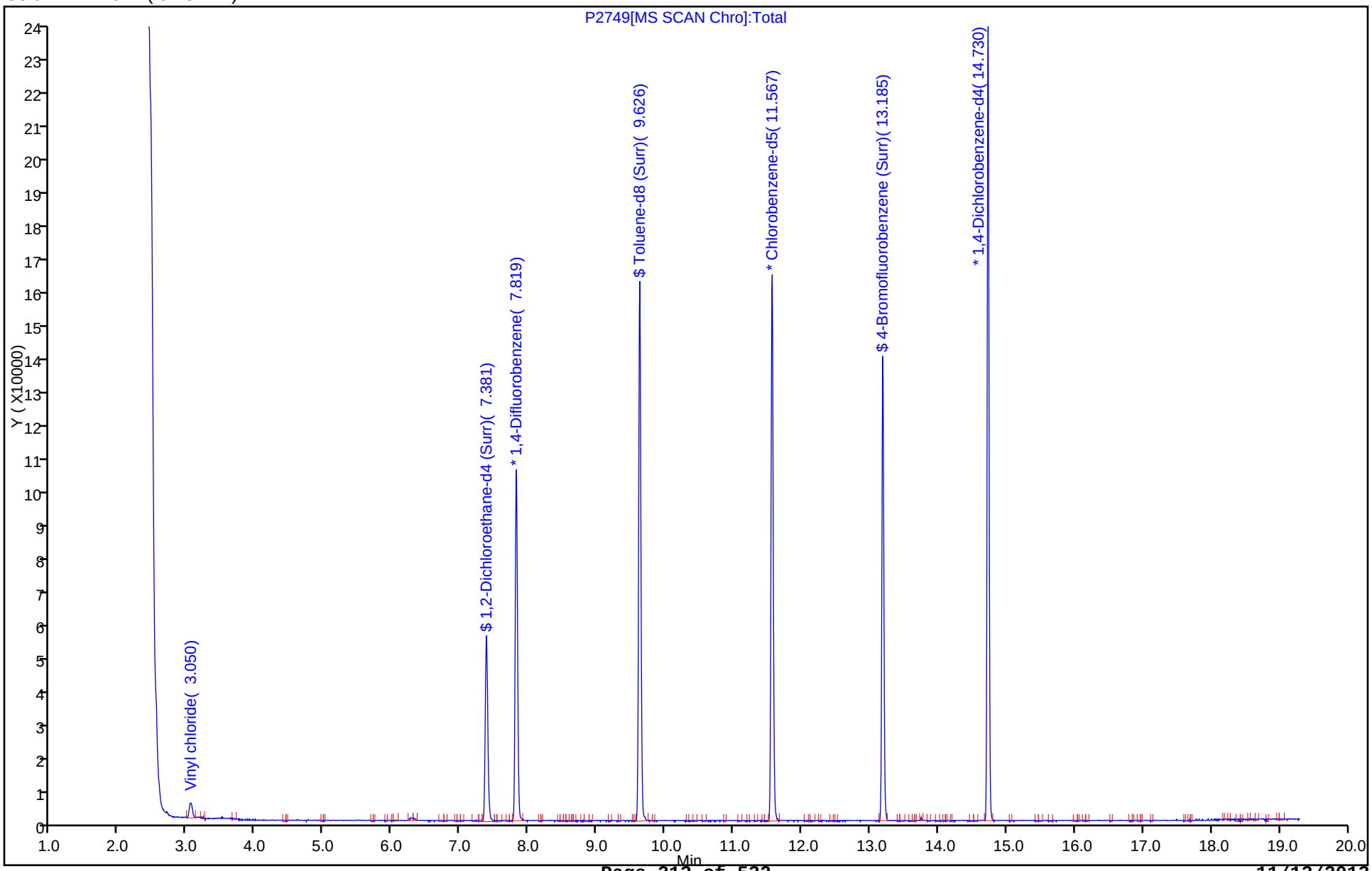

Report Date: 16-Oct-2013 07:51:42 Chrom Revision: 2.1 30-Sep-2013 13:45:28

TestAmerica Buffalo

Data File:	\\Bufchrom\ChromData\HP5973P\20131015-26241.b\P2749.D				
Injection Date:	16-Oct-2013 04:11:30	Instrument ID:	HP5973P		
Lims ID:	480-47308-A-11	Lab Sample ID:			
Client ID:	MW-21				
Operator ID:	CDC	ALS Bottle#:	13	Worklist Smp#:	18
Purge Vol:	5.000 mL	Dil. Factor:	1.0000		
Method:	P-8260H2O	Limit Group:	MV - 8260C ICAL		
Column:	ZB-624 (0.25 mm)	Detector	MS SCAN		

17 Vinyl chloride, CAS: 75-01-4

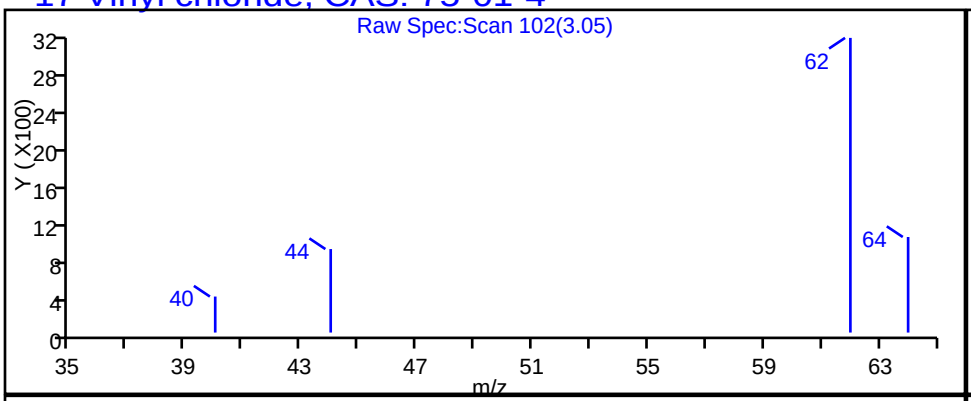

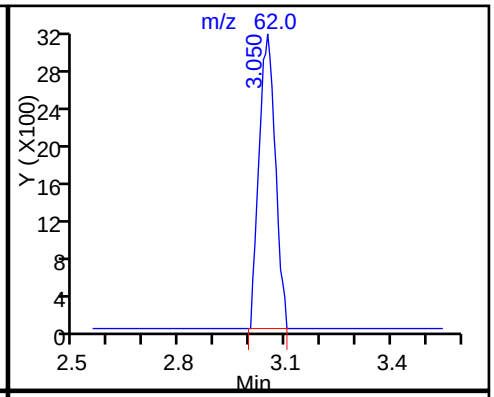

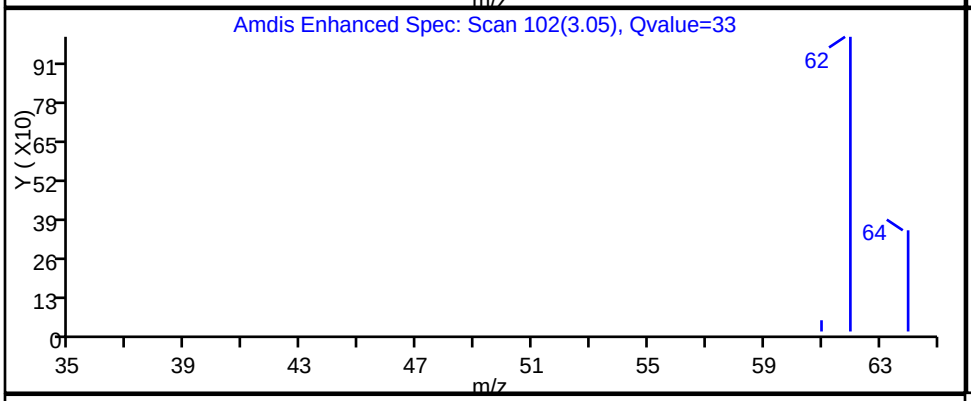

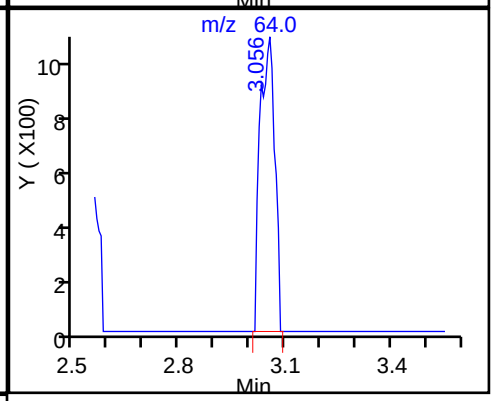

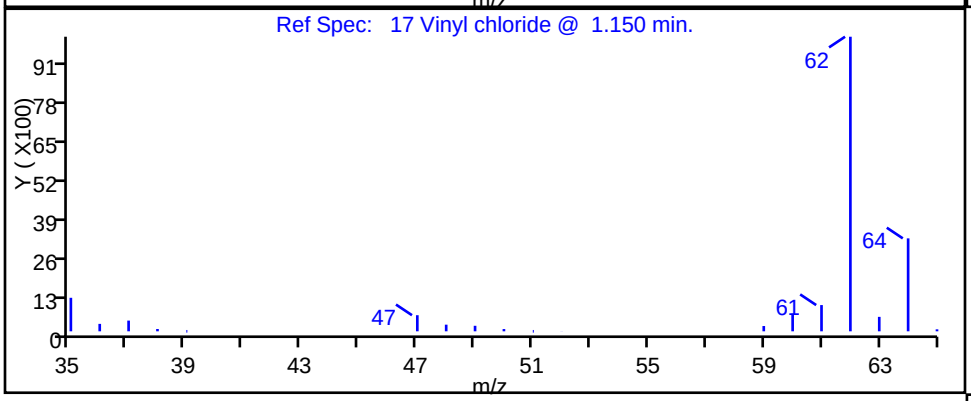

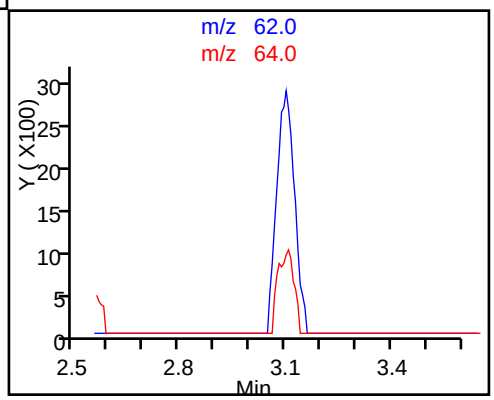

FORM I
GC/MS VOA ORGANICS ANALYSIS DATA SHEET

Lab Name: TestAmerica Buffalo | Job No.: 480-47308-1

SDG No.:

Client Sample ID: PZ-5 | Lab Sample ID: 480-47308-12

Matrix: Water | Lab File ID: P2750.D

Analysis Method: 8260C | Date Collected: 10/02/2013 16:05

Sample wt/vol: 5(mL) | Date Analyzed: 10/16/2013 04:35

Soil Aliquot Vol: | Dilution Factor: 2

Soil Extract Vol.: | GC Column: ZB-624 (60) ID: 0.25(mm)

% Moisture: | Level: (low/med) Low

Analysis Batch No.: 145143 | Units: ug/L

CAS NO.	COMPOUND NAME	RESULT	Q	RL	MDL
71-55-6	1,1,1-Trichloroethane	ND		2.0	1.6
79-34-5	1,1,2,2-Tetrachloroethane	ND		2.0	0.42
76-13-1	1,1,2-Trichloro-1,2,2-trifluoroethane	ND		2.0	0.62
79-00-5	1,1,2-Trichloroethane	ND		2.0	0.46
75-34-3	1,1-Dichloroethane	ND		2.0	0.76
75-35-4	1,1-Dichloroethene	ND		2.0	0.58
120-82-1	1,2,4-Trichlorobenzene	ND		2.0	0.82
96-12-8	1,2-Dibromo-3-Chloropropane	ND		2.0	0.78
106-93-4	1,2-Dibromoethane	ND		2.0	1.5
95-50-1	1,2-Dichlorobenzene	ND		2.0	1.6
107-06-2	1,2-Dichloroethane	ND		2.0	0.42
78-87-5	1,2-Dichloropropane	ND		2.0	1.4
541-73-1	1,3-Dichlorobenzene	ND		2.0	1.6
106-46-7	1,4-Dichlorobenzene	ND		2.0	1.7
78-93-3	2-Butanone (MEK)	ND		20	2.6
591-78-6	2-Hexanone	ND		10	2.5
108-10-1	4-Methyl-2-pentanone (MIBK)	ND		10	4.2
67-64-1	Acetone	ND		20	6.0
71-43-2	Benzene	ND		2.0	0.82
75-27-4	Bromodichloromethane	ND		2.0	0.78
75-25-2	Bromoform	ND		2.0	0.52
74-83-9	Bromomethane	ND		2.0	1.4
75-15-0	Carbon disulfide	ND		2.0	0.38
56-23-5	Carbon tetrachloride	ND		2.0	0.54
108-90-7	Chlorobenzene	ND		2.0	1.5
75-00-3	Chloroethane	ND		2.0	0.64
67-66-3	Chloroform	ND		2.0	0.68
74-87-3	Chloromethane	ND		2.0	0.70
156-59-2	cis-1,2-Dichloroethene	64		2.0	1.6
10061-01-5	cis-1,3-Dichloropropene	ND		2.0	0.72
110-82-7	Cyclohexane	ND		2.0	0.36
124-48-1	Dibromochloromethane	ND		2.0	0.64
75-71-8	Dichlorodifluoromethane	ND		2.0	1.4
100-41-4	Ethylbenzene	ND		2.0	1.5
98-82-8	Isopropylbenzene	ND		2.0	1.6

FORM I
GC/MS VOA ORGANICS ANALYSIS DATA SHEET

Lab Name: TestAmerica Buffalo | Job No.: 480-47308-1

SDG No.:

Client Sample ID: PZ-5 | Lab Sample ID: 480-47308-12

Matrix: Water | Lab File ID: P2750.D

Analysis Method: 8260C | Date Collected: 10/02/2013 16:05

Sample wt/vol: 5(mL) | Date Analyzed: 10/16/2013 04:35

Soil Aliquot Vol: | Dilution Factor: 2

Soil Extract Vol.: | GC Column: ZB-624 (60) ID: 0.25(mm)

% Moisture: | Level: (low/med) Low

Analysis Batch No.: 145143 | Units: ug/L

CAS NO.	COMPOUND NAME	RESULT	Q	RL	MDL
79-20-9	Methyl acetate	ND		2.0	1.0
1634-04-4	Methyl tert-butyl ether	ND		2.0	0.32
108-87-2	Methylcyclohexane	ND		2.0	0.32
75-09-2	Methylene Chloride	ND		2.0	0.88
179601-23-1	m-Xylene & p-Xylene	ND		2.0	1.3
95-47-6	o-Xylene	ND		2.0	1.5
100-42-5	Styrene	ND		2.0	1.5
127-18-4	Tetrachloroethene	190		2.0	0.72
108-88-3	Toluene	ND		2.0	1.0
156-60-5	trans-1,2-Dichloroethene	ND		2.0	1.8
10061-02-6	trans-1,3-Dichloropropene	ND		2.0	0.74
79-01-6	Trichloroethene	200		2.0	0.92
75-69-4	Trichlorofluoromethane	ND		2.0	1.8
75-01-4	Vinyl chloride	5.9		2.0	1.8
1330-20-7	Xylenes, Total	ND		2.0	1.3

CAS NO.	SURROGATE	%REC	Q	LIMITS
17060-07-0	1,2-Dichloroethane-d4 (Surr)	113		66-137
460-00-4	4-Bromofluorobenzene (Surr)	98		73-120
2037-26-5	Toluene-d8 (Surr)	93		71-126

TestAmerica Buffalo
Target Compound Quantitation Report

Data File: \\Bufchrom\ChromData\HP5973P\20131015-26241.b\P2750.D
Lims ID: 480-47308-A-12 Lab Sample ID:
Client ID: PZ-5
Sample Type: Client
Inject. Date: 16-Oct-2013 04:35:30 ALS Bottle#: 14 Worklist Smp#: 19
Purge Vol: 5.000 mL Dil. Factor: 2.0000
Sample Info: 480-47308-A-12
Misc. Info.: 480-0026241-019 =480-0026241-019
Operator ID: CDC Instrument ID: HP5973P

Method: \\Bufchrom\ChromData\HP5973P\20131015-26241.b\P-8260H2O.m
Limit Group: MV - 8260C ICAL
Last Update: 16-Oct-2013 07:52:09 Calib Date: 30-Sep-2013 22:31:30
Integrator: RTE ID Type: Deconvolution ID
Quant Method: Internal Standard Quant By: Initial Calibration
Last ICal File: \\Bufchrom\ChromData\HP5973P\20130930-25739.b\P2168.D

Column 1 : ZB-624 (0.25 mm) Detector MS SCAN
Process Host: XAWRK010

First Level Reviewer: quirkp Date: 16-Oct-2013 07:52:09

Compound	Sig	RT (min.)	Adj RT (min.)	Dlt RT (min.)	Q	Response	On-Col Amt ug/L	Flags
* 1 1,4-Difluorobenzene	114	7.819	7.819	0.0	91	115247	25.0	
* 2 Chlorobenzene-d5	82	11.567	11.567	0.0	77	66358	25.0	
* 3 1,4-Dichlorobenzene-d4	152	14.730	14.730	0.0	93	79147	25.0	
$ 4 1,2-Dichloroethane-d4 (Surr)	67	7.381	7.381	0.0	57	29590	28.1	
$ 5 Toluene-d8 (Surr)	98	9.626	9.626	0.0	88	144234	23.3	
$ 6 4-Bromofluorobenzene (Surr)	174	13.191	13.185	0.006	90	55019	24.5	
10 Dichlorodifluoromethane	85		2.678					
11 Chloromethane	50		2.891					
17 Vinyl chloride	62	3.074	3.074	0.0	20	5617	2.95	
12 Bromomethane	94		3.482					
13 Chloroethane	64		3.579					
14 Trichlorofluoromethane	101		3.926					
16 1,1,2-Trichloro-1,2,2-trifluoroe	101		4.461					
25 1,1-Dichloroethene	96		4.479					
24 Acetone	43		4.546					
27 Carbon disulfide	76		4.771					
30 Methyl acetate	43		4.875					
31 Methylene Chloride	84		5.039					
32 Methyl tert-butyl ether	73		5.270					
35 trans-1,2-Dichloroethene	96		5.313					
40 1,1-Dichloroethane	63		5.793					
44 2-Butanone (MEK)	43		6.426					
43 cis-1,2-Dichloroethene	96	6.444	6.444	0.0	66	73487	32.1	
49 Chloroform	83		6.791					
52 1,1,1-Trichloroethane	97		6.998					
54 Cyclohexane	56		7.046					
55 Carbon tetrachloride	117		7.174					
57 Benzene	78		7.424					
60 1,2-Dichloroethane	62		7.472					
62 Trichloroethene	95	8.154	8.154	0.0	92	204542	98.7	
64 Methylcyclohexane	83		8.348					

Compound	Sig	RT (min.)	Adj RT (min.)	Dlt RT (min.)	Q	Response	On-Col Amt ug/L	Flags
63 1,2-Dichloropropane	63		8.452					
70 Dichlorobromomethane	83		8.786					
73 cis-1,3-Dichloropropene	75		9.310					
75 4-Methyl-2-pentanone (MIBK)	43		9.450					
76 Toluene	92		9.711					
78 trans-1,3-Dichloropropene	75		10.009					
79 1,1,2-Trichloroethane	83		10.271					
80 Tetrachloroethene	166	10.423	10.423	0.0	91	253026	96.5	
83 2-Hexanone	43		10.520					
81 Chlorodibromomethane	129		10.824					
85 Ethylene Dibromide	107		10.995					
87 Chlorobenzene	112		11.603					
89 Ethylbenzene	91		11.694					
90 m-Xylene & p-Xylene	106		11.853					
93 o-Xylene	106		12.424					
94 Styrene	104		12.449					
92 Bromoform	173		12.802					
95 Isopropylbenzene	105		12.911					
97 1,1,2,2-Tetrachloroethane	83		13.398					
110 1,3-Dichlorobenzene	146		14.645					
111 1,4-Dichlorobenzene	146		14.760					
116 1,2-Dichlorobenzene	146		15.253					
117 1,2-Dibromo-3-Chloropropane	75		16.245					
119 1,2,4-Trichlorobenzene	180		17.188					
S 126 Xylenes, Total	1		30.000					

Report Date: 16-Oct-2013 07:52:10 Chrom Revision: 2.1 30-Sep-2013 13:45:28

TestAmerica Buffalo

Data File:	\\Bufchrom\ChromData\HP5973P\20131015-26241.b\P2750.D				
Injection Date:	16-Oct-2013 04:35:30	Instrument ID:	HP5973P	Operator ID:	CDC
Lims ID:	480-47308-A-12	Lab Sample ID:		Worklist Smp#:	19
Client ID:	PZ-5				
Purge Vol:	5.000 mL	Dil. Factor:	2.0000	ALS Bottle#:	14
Method:	P-8260H2O	Limit Group:	MV - 8260C ICAL		

Column: ZB-624 (0.25 mm)

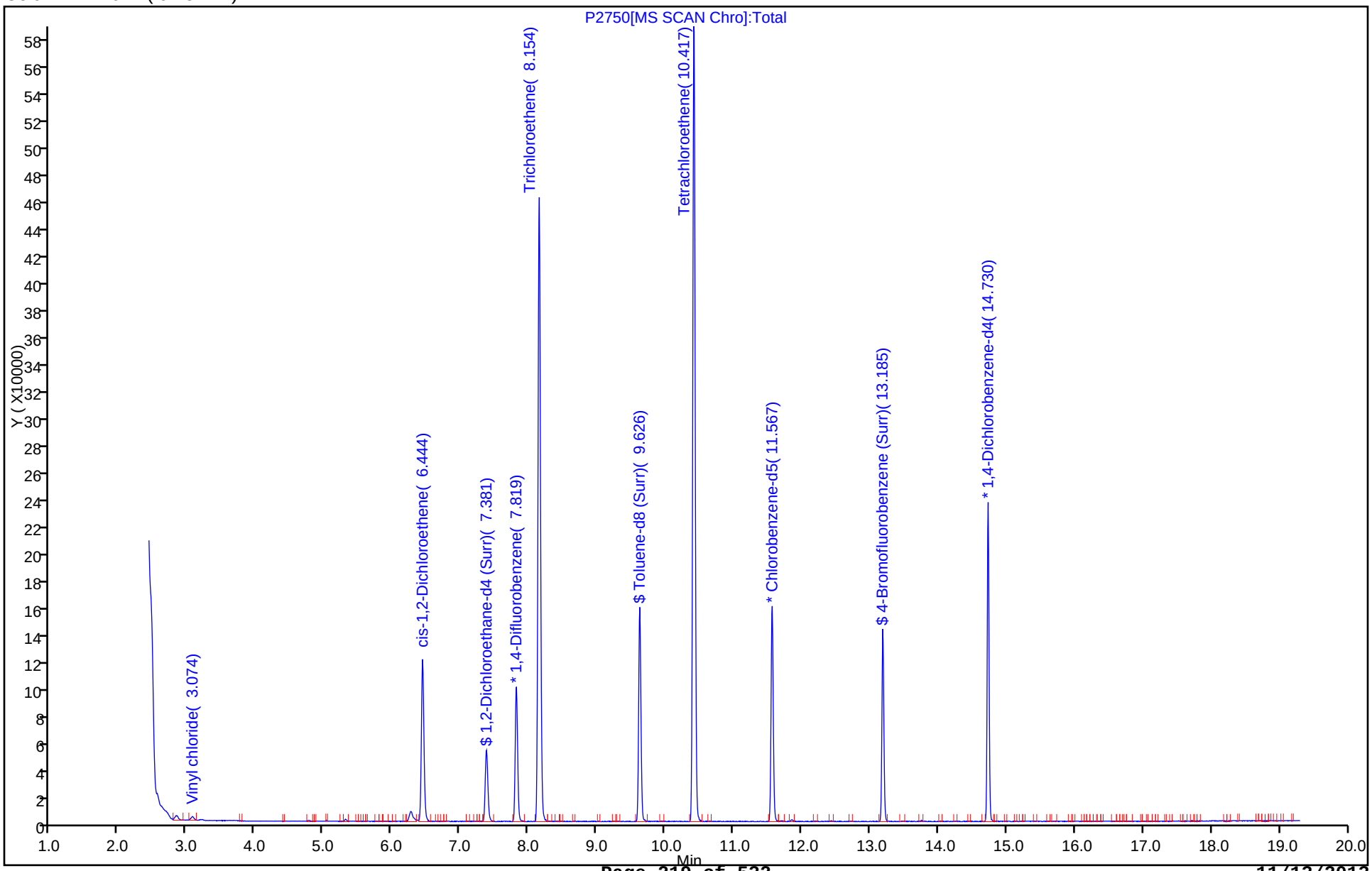

Report Date: 16-Oct-2013 07:52:10 Chrom Revision: 2.1 30-Sep-2013 13:45:28

TestAmerica Buffalo

Data File:	\\Bufchrom\ChromData\HP5973P\20131015-26241.b\P2750.D				
Injection Date:	16-Oct-2013 04:35:30	Instrument ID:	HP5973P		
Lims ID:	480-47308-A-12	Lab Sample ID:			
Client ID:	PZ-5				
Operator ID:	CDC	ALS Bottle#:	14	Worklist Smp#:	19
Purge Vol:	5.000 mL	Dil. Factor:	2.0000		
Method:	P-8260H2O	Limit Group:	MV - 8260C ICAL		
Column:	ZB-624 (0.25 mm)	Detector	MS SCAN		

43 cis-1,2-Dichloroethene, CAS: 156-59-2

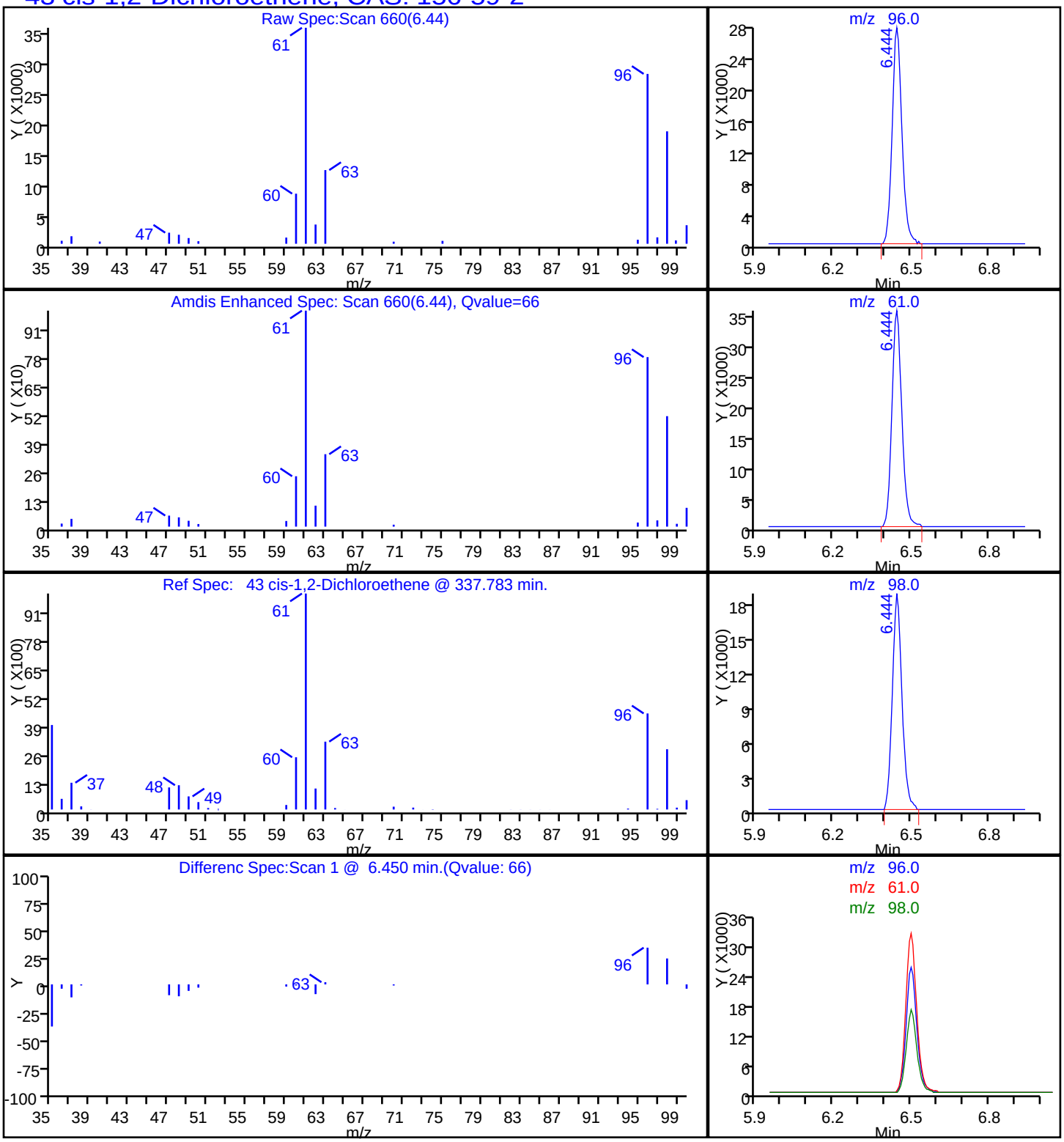

Report Date: 16-Oct-2013 07:52:10 Chrom Revision: 2.1 30-Sep-2013 13:45:28

TestAmerica Buffalo

Data File:	\\Bufchrom\ChromData\HP5973P\20131015-26241.b\P2750.D				
Injection Date:	16-Oct-2013 04:35:30	Instrument ID:	HP5973P		
Lims ID:	480-47308-A-12	Lab Sample ID:			
Client ID:	PZ-5				
Operator ID:	CDC	ALS Bottle#:	14	Worklist Smp#:	19
Purge Vol:	5.000 mL	Dil. Factor:	2.0000		
Method:	P-8260H2O	Limit Group:	MV - 8260C ICAL		
Column:	ZB-624 (0.25 mm)	Detector	MS SCAN		

80 Tetrachloroethene, CAS: 127-18-4

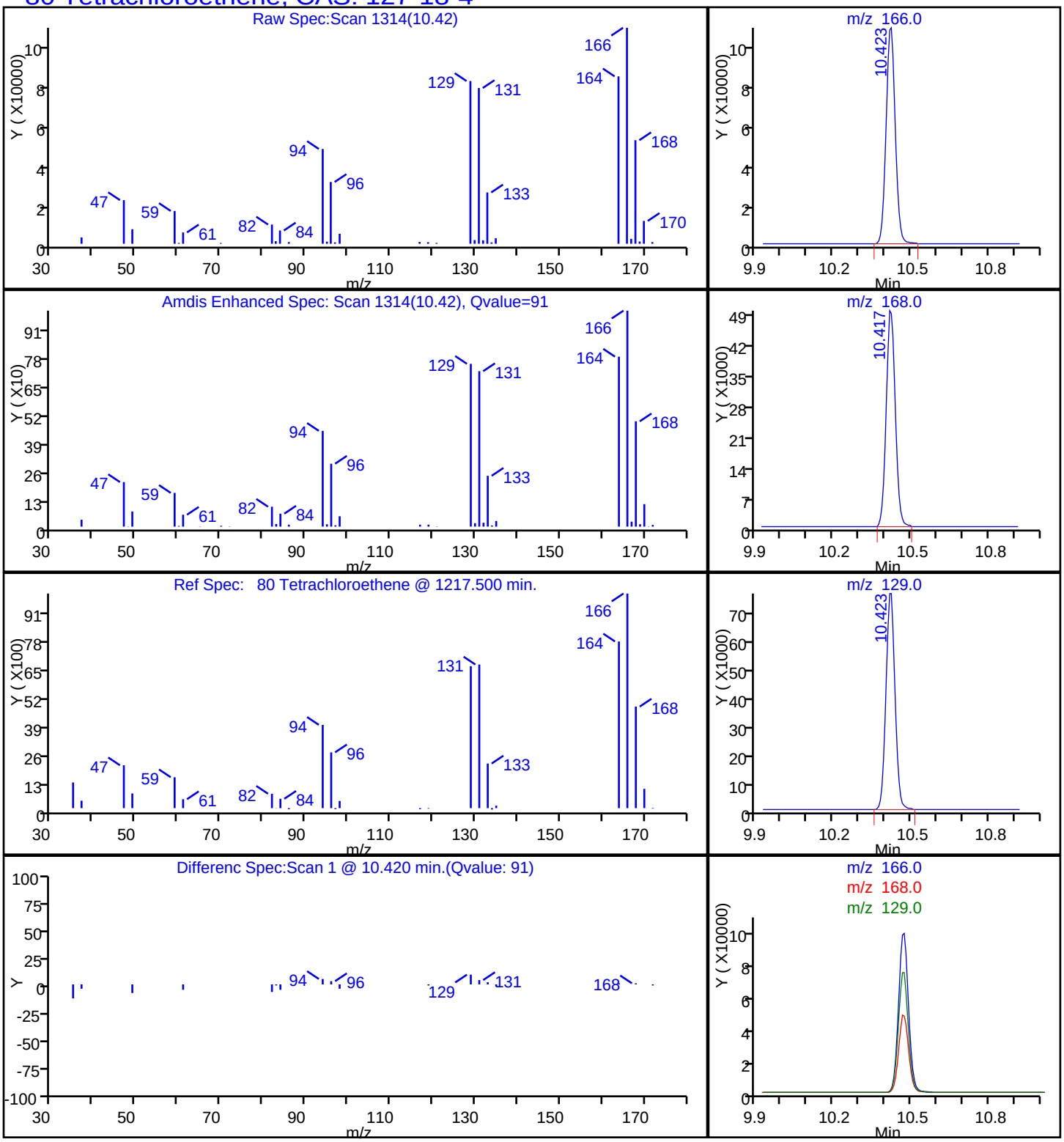

Report Date: 16-Oct-2013 07:52:10 Chrom Revision: 2.1 30-Sep-2013 13:45:28

TestAmerica Buffalo

Data File:	\\Bufchrom\ChromData\HP5973P\20131015-26241.b\P2750.D				
Injection Date:	16-Oct-2013 04:35:30	Instrument ID:	HP5973P		
Lims ID:	480-47308-A-12	Lab Sample ID:			
Client ID:	PZ-5				
Operator ID:	CDC	ALS Bottle#:	14	Worklist Smp#:	19
Purge Vol:	5.000 mL	Dil. Factor:	2.0000		
Method:	P-8260H2O	Limit Group:	MV - 8260C ICAL		
Column:	ZB-624 (0.25 mm)	Detector	MS SCAN		

62 Trichloroethene, CAS: 79-01-6

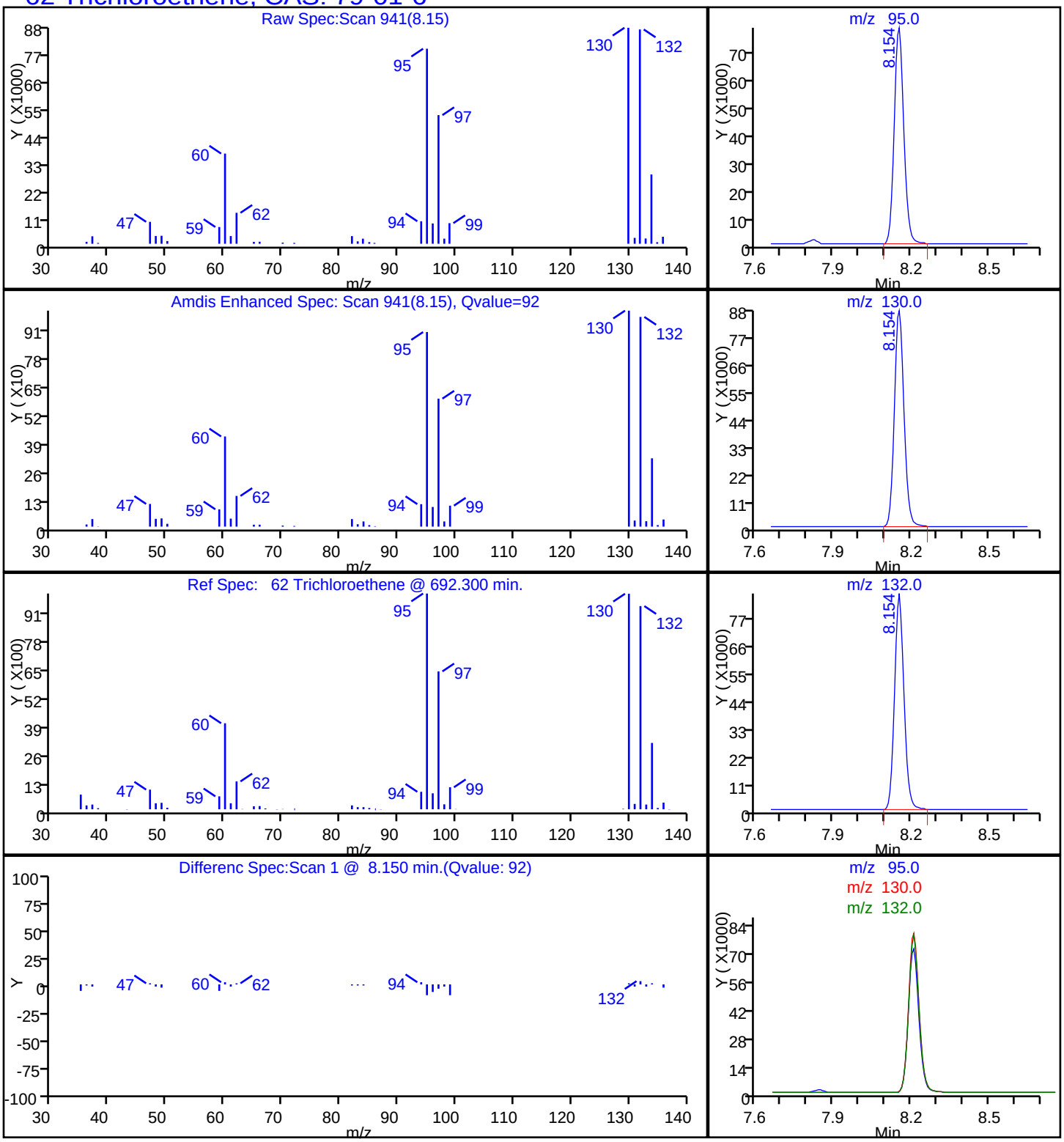

Report Date: 16-Oct-2013 07:52:10 Chrom Revision: 2.1 30-Sep-2013 13:45:28

TestAmerica Buffalo

Data File:	\\Bufchrom\ChromData\HP5973P\20131015-26241.b\P2750.D				
Injection Date:	16-Oct-2013 04:35:30	Instrument ID:	HP5973P		
Lims ID:	480-47308-A-12	Lab Sample ID:			
Client ID:	PZ-5				
Operator ID:	CDC	ALS Bottle#:	14	Worklist Smp#:	19
Purge Vol:	5.000 mL	Dil. Factor:	2.0000		
Method:	P-8260H2O	Limit Group:	MV - 8260C ICAL		
Column:	ZB-624 (0.25 mm)	Detector	MS SCAN		

17 Vinyl chloride, CAS: 75-01-4

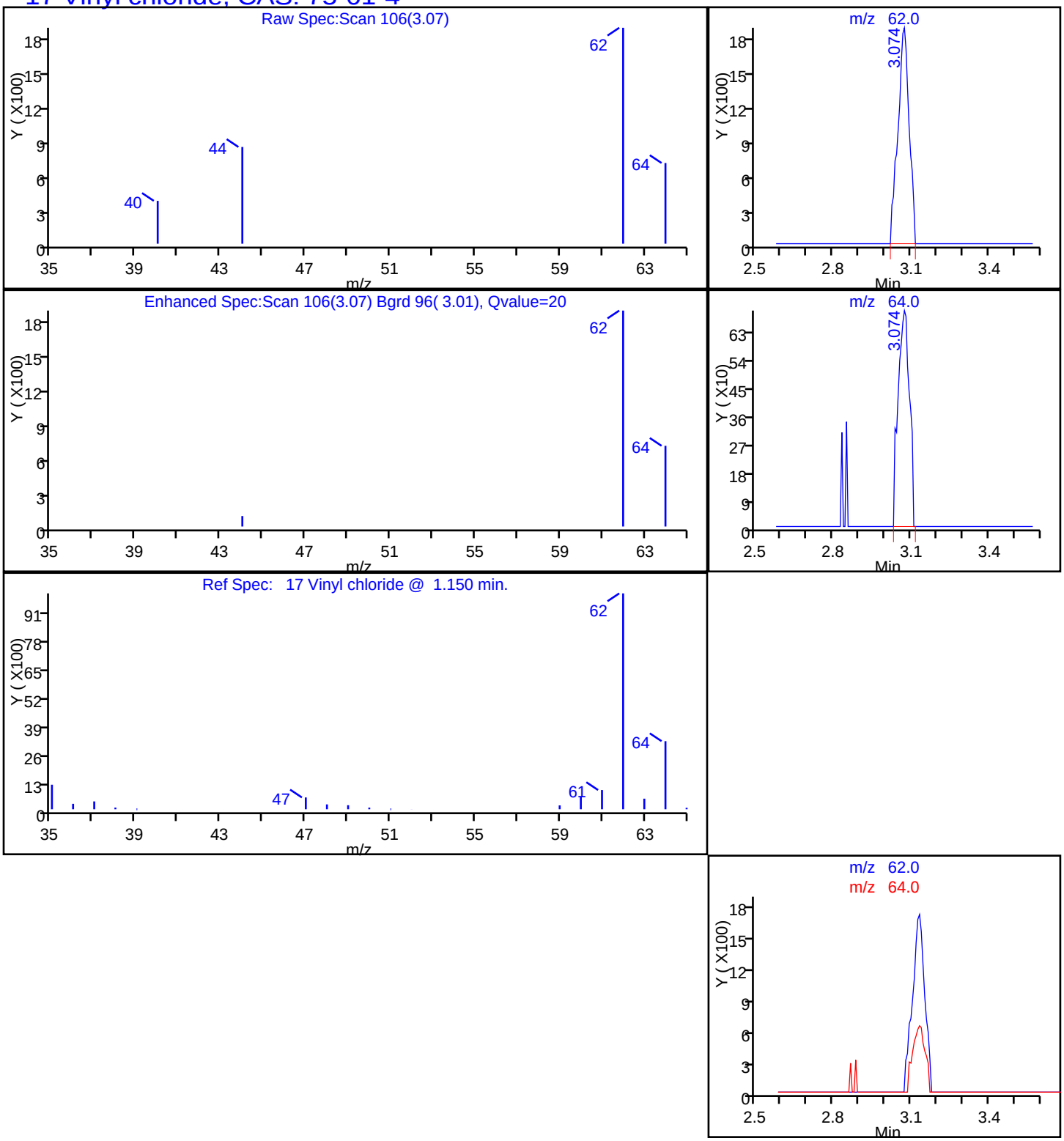

FORM I
GC/MS VOA ORGANICS ANALYSIS DATA SHEET

Lab Name: TestAmerica Buffalo | Job No.: 480-47308-1

SDG No.:

Client Sample ID: PZ-6 | Lab Sample ID: 480-47308-13

Matrix: Water | Lab File ID: P2751.D

Analysis Method: 8260C | Date Collected: 10/02/2013 16:40

Sample wt/vol: 5(mL) | Date Analyzed: 10/16/2013 05:00

Soil Aliquot Vol: | Dilution Factor: 1

Soil Extract Vol.: | GC Column: ZB-624 (60) ID: 0.25(mm)

% Moisture: | Level: (low/med) Low

Analysis Batch No.: 145143 | Units: ug/L

CAS NO.	COMPOUND NAME	RESULT	Q	RL	MDL
71-55-6	1,1,1-Trichloroethane	ND		1.0	0.82
79-34-5	1,1,2,2-Tetrachloroethane	ND		1.0	0.21
76-13-1	1,1,2-Trichloro-1,2,2-trifluoroethane	ND		1.0	0.31
79-00-5	1,1,2-Trichloroethane	ND		1.0	0.23
75-34-3	1,1-Dichloroethane	ND		1.0	0.38
75-35-4	1,1-Dichloroethene	ND		1.0	0.29
120-82-1	1,2,4-Trichlorobenzene	ND		1.0	0.41
96-12-8	1,2-Dibromo-3-Chloropropane	ND		1.0	0.39
106-93-4	1,2-Dibromoethane	ND		1.0	0.73
95-50-1	1,2-Dichlorobenzene	ND		1.0	0.79
107-06-2	1,2-Dichloroethane	ND		1.0	0.21
78-87-5	1,2-Dichloropropane	ND		1.0	0.72
541-73-1	1,3-Dichlorobenzene	ND		1.0	0.78
106-46-7	1,4-Dichlorobenzene	ND		1.0	0.84
78-93-3	2-Butanone (MEK)	ND		10	1.3
591-78-6	2-Hexanone	ND		5.0	1.2
108-10-1	4-Methyl-2-pentanone (MIBK)	ND		5.0	2.1
67-64-1	Acetone	ND		10	3.0
71-43-2	Benzene	ND		1.0	0.41
75-27-4	Bromodichloromethane	ND		1.0	0.39
75-25-2	Bromoform	ND		1.0	0.26
74-83-9	Bromomethane	ND		1.0	0.69
75-15-0	Carbon disulfide	ND		1.0	0.19
56-23-5	Carbon tetrachloride	ND		1.0	0.27
108-90-7	Chlorobenzene	ND		1.0	0.75
75-00-3	Chloroethane	ND		1.0	0.32
67-66-3	Chloroform	ND		1.0	0.34
74-87-3	Chloromethane	ND		1.0	0.35
156-59-2	cis-1,2-Dichloroethene	17		1.0	0.81
10061-01-5	cis-1,3-Dichloropropene	ND		1.0	0.36
110-82-7	Cyclohexane	ND		1.0	0.18
124-48-1	Dibromochloromethane	ND		1.0	0.32
75-71-8	Dichlorodifluoromethane	ND		1.0	0.68
100-41-4	Ethylbenzene	ND		1.0	0.74
98-82-8	Isopropylbenzene	ND		1.0	0.79

FORM I
GC/MS VOA ORGANICS ANALYSIS DATA SHEET

Lab Name: TestAmerica Buffalo | Job No.: 480-47308-1

SDG No.:

Client Sample ID: PZ-6 | Lab Sample ID: 480-47308-13

Matrix: Water | Lab File ID: P2751.D

Analysis Method: 8260C | Date Collected: 10/02/2013 16:40

Sample wt/vol: 5(mL) | Date Analyzed: 10/16/2013 05:00

Soil Aliquot Vol: | Dilution Factor: 1

Soil Extract Vol.: | GC Column: ZB-624 (60) ID: 0.25(mm)

% Moisture: | Level: (low/med) Low

Analysis Batch No.: 145143 | Units: ug/L

CAS NO.	COMPOUND NAME	RESULT	Q	RL	MDL
79-20-9	Methyl acetate	ND		1.0	0.50
1634-04-4	Methyl tert-butyl ether	ND		1.0	0.16
108-87-2	Methylcyclohexane	ND		1.0	0.16
75-09-2	Methylene Chloride	ND		1.0	0.44
179601-23-1	m-Xylene & p-Xylene	ND		1.0	0.66
95-47-6	o-Xylene	ND		1.0	0.76
100-42-5	Styrene	ND		1.0	0.73
127-18-4	*Tetrachloroethene*	*120*	*E*	*1.0*	*0.36*
108-88-3	Toluene	ND		1.0	0.51
156-60-5	trans-1,2-Dichloroethene	ND		1.0	0.90
10061-02-6	trans-1,3-Dichloropropene	ND		1.0	0.37
79-01-6	Trichloroethene	25		1.0	0.46
75-69-4	Trichlorofluoromethane	ND		1.0	0.88
75-01-4	Vinyl chloride	ND		1.0	0.90
1330-20-7	Xylenes, Total	ND		1.0	0.66

CAS NO.	SURROGATE	%REC	Q	LIMITS
17060-07-0	1,2-Dichloroethane-d4 (Surr)	112		66-137
460-00-4	4-Bromofluorobenzene (Surr)	98		73-120
2037-26-5	Toluene-d8 (Surr)	94		71-126

TestAmerica Buffalo
Target Compound Quantitation Report

Data File: \\Bufchrom\ChromData\HP5973P\20131015-26241.b\P2751.D
Lims ID: 480-47308-A-13 Lab Sample ID:
Client ID: PZ-6
Sample Type: Client
Inject. Date: 16-Oct-2013 05:00:30 ALS Bottle#: 15 Worklist Smp#: 20
Purge Vol: 5.000 mL Dil. Factor: 1.0000
Sample Info: 480-47308-A-13
Misc. Info.: 480-0026241-020 =480-0026241-020
Operator ID: CDC Instrument ID: HP5973P

Method: \\Bufchrom\ChromData\HP5973P\20131015-26241.b\P-8260H2O.m
Limit Group: MV - 8260C ICAL
Last Update: 16-Oct-2013 07:52:09 Calib Date: 30-Sep-2013 22:31:30
Integrator: RTE ID Type: Deconvolution ID
Quant Method: Internal Standard Quant By: Initial Calibration
Last ICal File: \\Bufchrom\ChromData\HP5973P\20130930-25739.b\P2168.D

Column 1 : ZB-624 (0.25 mm) Detector MS SCAN
Process Host: XAWRK010

First Level Reviewer: quirkp Date: 16-Oct-2013 07:52:43

Compound	Sig	RT (min.)	Adj RT (min.)	Dlt RT (min.)	Q	Response	On-Col Amt ug/L	Flags
* 1 1,4-Difluorobenzene	114	7.819	7.819	0.0	91	114880	25.0	
* 2 Chlorobenzene-d5	82	11.567	11.567	0.0	75	66071	25.0	
* 3 1,4-Dichlorobenzene-d4	152	14.730	14.730	0.0	92	78439	25.0	
$ 4 1,2-Dichloroethane-d4 (Surr)	67	7.381	7.381	0.0	57	29419	28.1	
$ 5 Toluene-d8 (Surr)	98	9.626	9.626	0.0	89	144787	23.4	
$ 6 4-Bromofluorobenzene (Surr)	174	13.191	13.185	0.006	90	54839	24.6	
10 Dichlorodifluoromethane	85		2.678					
11 Chloromethane	50		2.891					
17 Vinyl chloride	62		3.074					
12 Bromomethane	94		3.482					
13 Chloroethane	64		3.579					
14 Trichlorofluoromethane	101	3.932	3.926	0.006	17	2800	0.7488	
16 1,1,2-Trichloro-1,2,2-trifluoroe	101		4.461					
25 1,1-Dichloroethene	96		4.479					
24 Acetone	43		4.546					
27 Carbon disulfide	76		4.771					
30 Methyl acetate	43		4.875					
31 Methylene Chloride	84		5.039					
32 Methyl tert-butyl ether	73		5.270					
35 trans-1,2-Dichloroethene	96		5.313					
40 1,1-Dichloroethane	63		5.793					
44 2-Butanone (MEK)	43		6.426					
43 cis-1,2-Dichloroethene	96	6.444	6.444	0.0	60	38355	16.8	
49 Chloroform	83		6.791					
52 1,1,1-Trichloroethane	97		6.998					
54 Cyclohexane	56		7.046					
55 Carbon tetrachloride	117		7.174					
57 Benzene	78		7.424					
60 1,2-Dichloroethane	62		7.472					
62 Trichloroethene	95	8.154	8.154	0.0	87	50976	24.7	
64 Methylcyclohexane	83		8.348					

Compound	Sig	RT (min.)	Adj RT (min.)	Dlt RT (min.)	Q	Response	On-Col Amt ug/L	Flags
63 1,2-Dichloropropane	63		8.452					
70 Dichlorobromomethane	83		8.786					
73 cis-1,3-Dichloropropene	75		9.310					
75 4-Methyl-2-pentanone (MIBK)	43		9.450					
76 Toluene	92		9.711					
78 trans-1,3-Dichloropropene	75		10.009					
79 1,1,2-Trichloroethane	83		10.271					
80 Tetrachloroethene	166	10.423	10.423	0.0	92	313935	120.2	E
83 2-Hexanone	43		10.520					
81 Chlorodibromomethane	129		10.824					
85 Ethylene Dibromide	107		10.995					
87 Chlorobenzene	112		11.603					
89 Ethylbenzene	91		11.694					
90 m-Xylene & p-Xylene	106		11.853					
93 o-Xylene	106		12.424					
94 Styrene	104		12.449					
92 Bromoform	173		12.802					
95 Isopropylbenzene	105		12.911					
97 1,1,2,2-Tetrachloroethane	83		13.398					
110 1,3-Dichlorobenzene	146		14.645					
111 1,4-Dichlorobenzene	146		14.760					
116 1,2-Dichlorobenzene	146		15.253					
117 1,2-Dibromo-3-Chloropropane	75		16.245					
119 1,2,4-Trichlorobenzene	180		17.188					
S 126 Xylenes, Total	1		30.000					

QC Flag Legend

Processing Flags
E - Exceeded Maximum Amount

Report Date: 16-Oct-2013 07:52:43 Chrom Revision: 2.1 30-Sep-2013 13:45:28

TestAmerica Buffalo

Data File:	\\Bufchrom\ChromData\HP5973P\20131015-26241.b\P2751.D				
Injection Date:	16-Oct-2013 05:00:30	Instrument ID:	HP5973P	Operator ID:	CDC
Lims ID:	480-47308-A-13	Lab Sample ID:		Worklist Smp#:	20
Client ID:	PZ-6				
Purge Vol:	5.000 mL	Dil. Factor:	1.0000	ALS Bottle#:	15
Method:	P-8260H2O	Limit Group:	MV - 8260C ICAL		

Column: ZB-624 (0.25 mm)

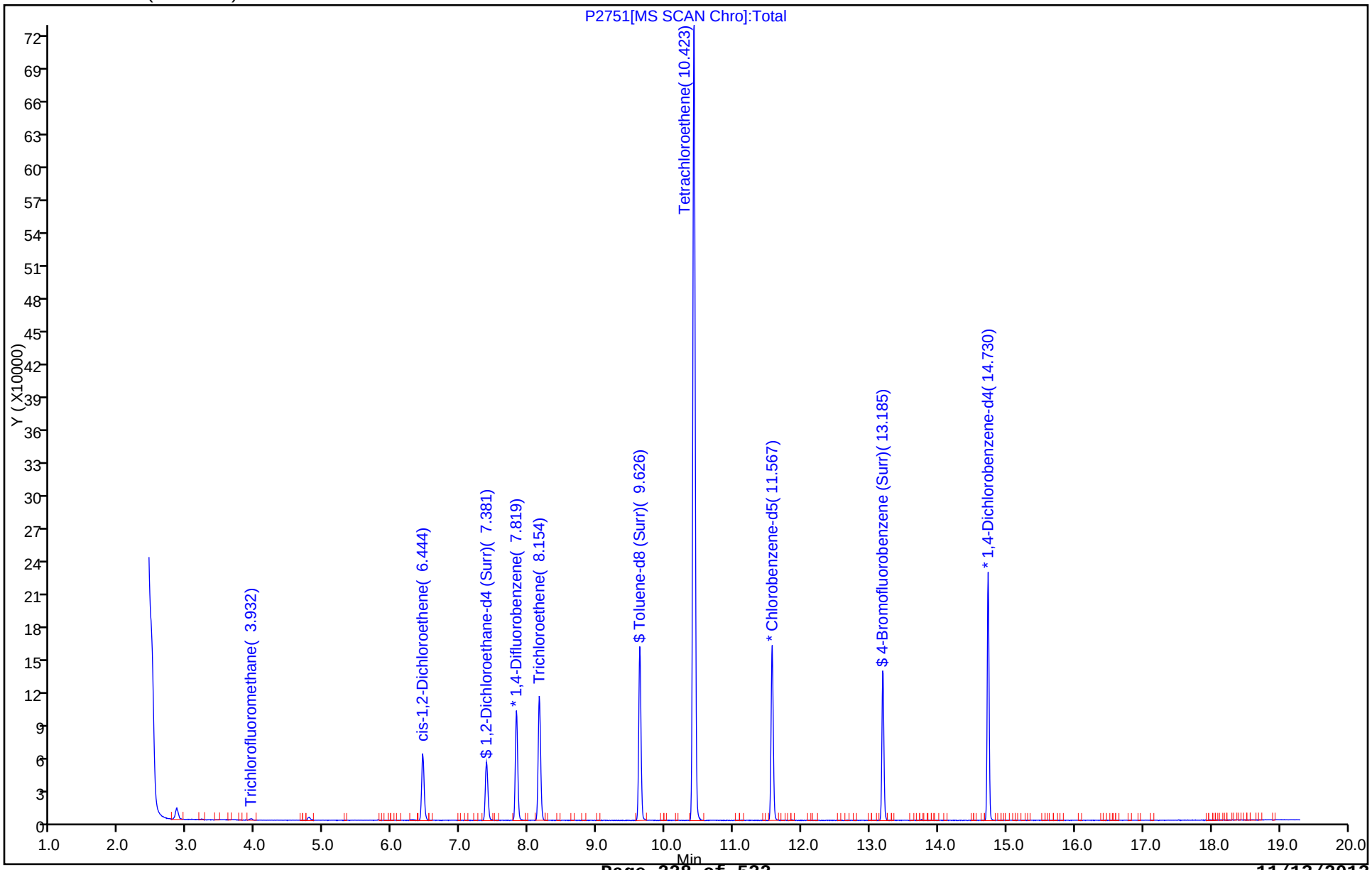

Report Date: 16-Oct-2013 07:52:43 Chrom Revision: 2.1 30-Sep-2013 13:45:28

TestAmerica Buffalo

Data File:	\\Bufchrom\ChromData\HP5973P\20131015-26241.b\P2751.D				
Injection Date:	16-Oct-2013 05:00:30	Instrument ID:	HP5973P		
Lims ID:	480-47308-A-13	Lab Sample ID:			
Client ID:	PZ-6				
Operator ID:	CDC	ALS Bottle#:	15	Worklist Smp#:	20
Purge Vol:	5.000 mL	Dil. Factor:	1.0000		
Method:	P-8260H2O	Limit Group:	MV - 8260C ICAL		
Column:	ZB-624 (0.25 mm)	Detector	MS SCAN		

43 cis-1,2-Dichloroethene, CAS: 156-59-2

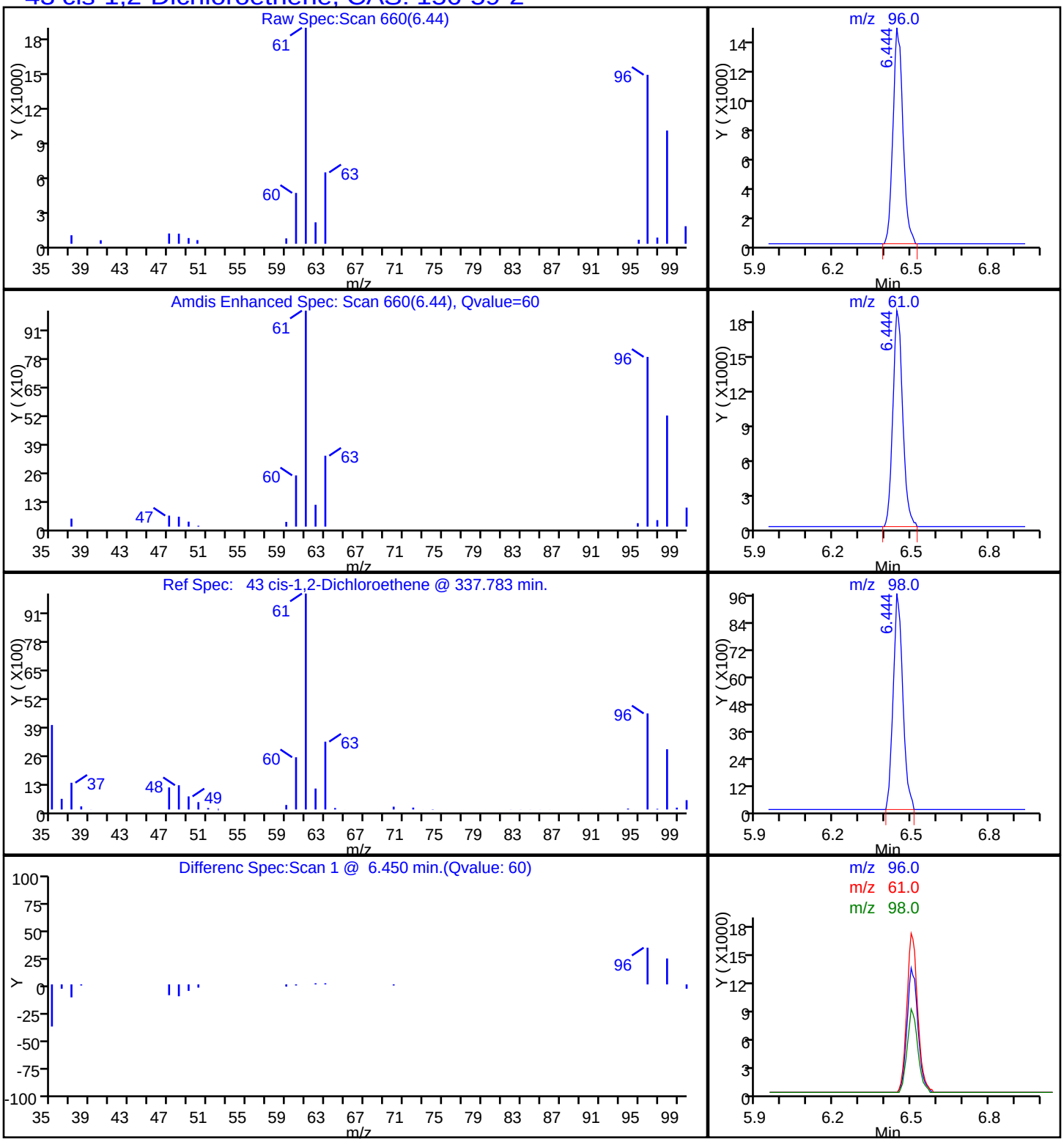

Report Date: 16-Oct-2013 07:52:43 Chrom Revision: 2.1 30-Sep-2013 13:45:28

TestAmerica Buffalo

Data File:	\\Bufchrom\ChromData\HP5973P\20131015-26241.b\P2751.D				
Injection Date:	16-Oct-2013 05:00:30	Instrument ID:	HP5973P		
Lims ID:	480-47308-A-13	Lab Sample ID:			
Client ID:	PZ-6				
Operator ID:	CDC	ALS Bottle#:	15	Worklist Smp#:	20
Purge Vol:	5.000 mL	Dil. Factor:	1.0000		
Method:	P-8260H2O	Limit Group:	MV - 8260C ICAL		
Column:	ZB-624 (0.25 mm)	Detector	MS SCAN		

80 Tetrachloroethene, CAS: 127-18-4

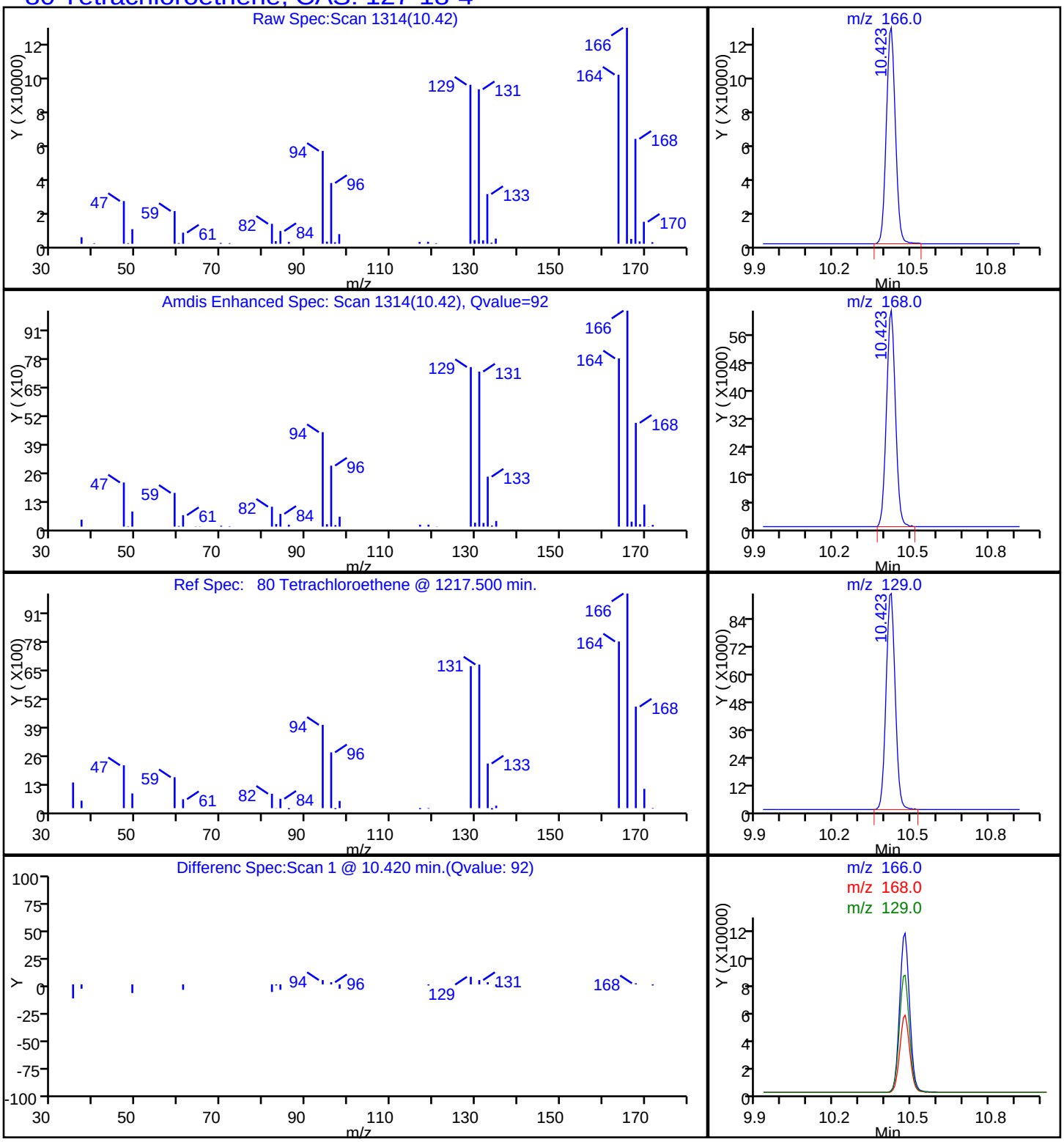

Report Date: 16-Oct-2013 07:52:43 Chrom Revision: 2.1 30-Sep-2013 13:45:28

TestAmerica Buffalo

Data File:	\\Bufchrom\ChromData\HP5973P\20131015-26241.b\P2751.D				
Injection Date:	16-Oct-2013 05:00:30	Instrument ID:	HP5973P		
Lims ID:	480-47308-A-13	Lab Sample ID:			
Client ID:	PZ-6				
Operator ID:	CDC	ALS Bottle#:	15	Worklist Smp#:	20
Purge Vol:	5.000 mL	Dil. Factor:	1.0000		
Method:	P-8260H2O	Limit Group:	MV - 8260C ICAL		
Column:	ZB-624 (0.25 mm)	Detector	MS SCAN		

62 Trichloroethene, CAS: 79-01-6

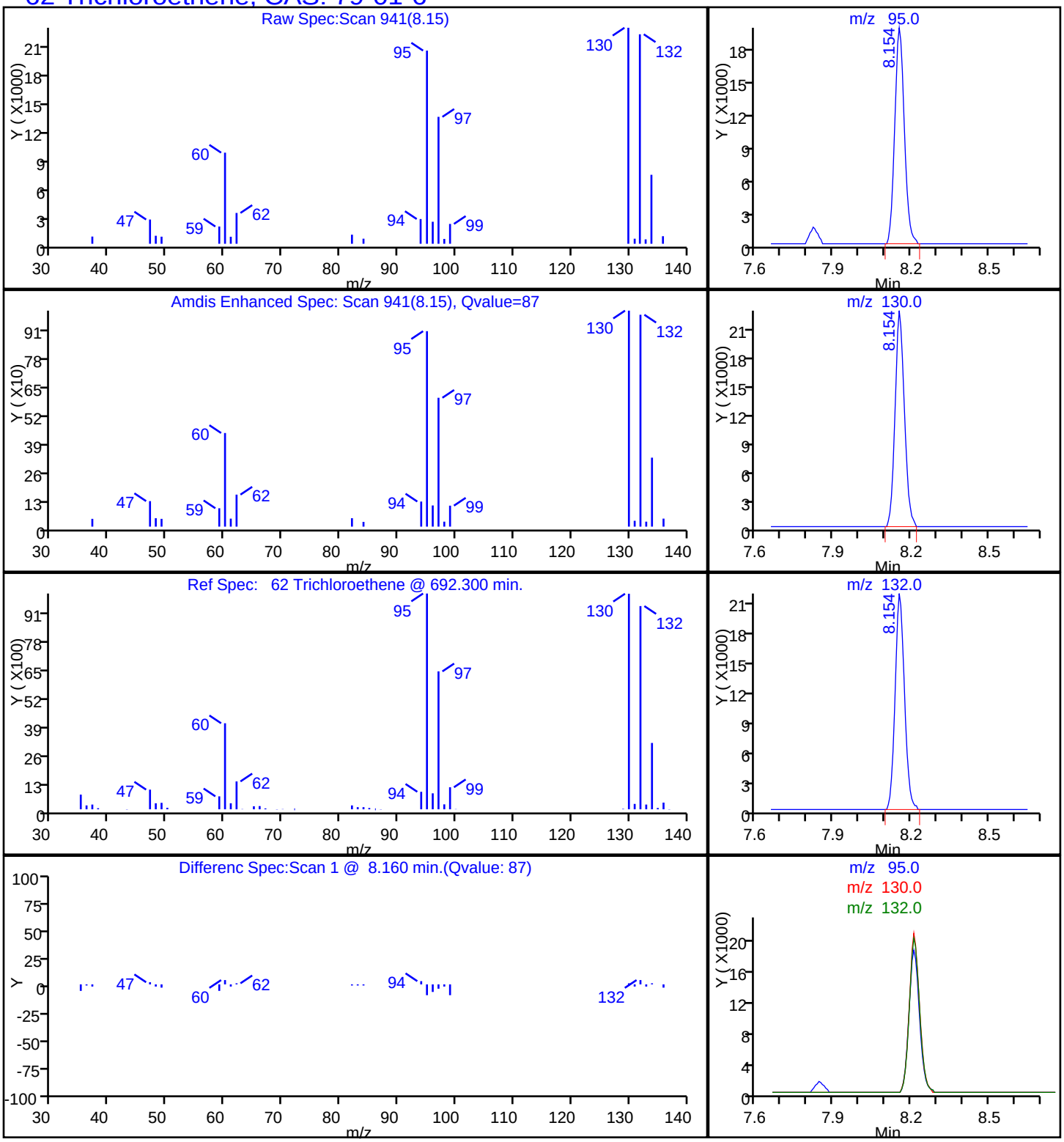

FORM I
GC/MS VOA ORGANICS ANALYSIS DATA SHEET

Lab Name: TestAmerica Buffalo | Job No.: 480-47308-1

SDG No.:

Client Sample ID: PZ-6 DL | Lab Sample ID: 480-47308-13 DL

Matrix: Water | Lab File ID: P2765.D

Analysis Method: 8260C | Date Collected: 10/02/2013 16:40

Sample wt/vol: 5(mL) | Date Analyzed: 10/16/2013 11:57

Soil Aliquot Vol: | Dilution Factor: 4

Soil Extract Vol.: | GC Column: ZB-624 (60) ID: 0.25(mm)

% Moisture: | Level: (low/med) Low

Analysis Batch No.: 145222 | Units: ug/L

CAS NO.	COMPOUND NAME	RESULT	Q	RL	MDL
71-55-6	1,1,1-Trichloroethane	ND		4.0	3.3
79-34-5	1,1,2,2-Tetrachloroethane	ND		4.0	0.84
76-13-1	1,1,2-Trichloro-1,2,2-trifluoroethane	ND		4.0	1.2
79-00-5	1,1,2-Trichloroethane	ND		4.0	0.92
75-34-3	1,1-Dichloroethane	ND		4.0	1.5
75-35-4	1,1-Dichloroethene	ND		4.0	1.2
120-82-1	1,2,4-Trichlorobenzene	ND		4.0	1.6
96-12-8	1,2-Dibromo-3-Chloropropane	ND		4.0	1.6
106-93-4	1,2-Dibromoethane	ND		4.0	2.9
95-50-1	1,2-Dichlorobenzene	ND		4.0	3.2
107-06-2	1,2-Dichloroethane	ND		4.0	0.84
78-87-5	1,2-Dichloropropane	ND		4.0	2.9
541-73-1	1,3-Dichlorobenzene	ND		4.0	3.1
106-46-7	1,4-Dichlorobenzene	ND		4.0	3.4
78-93-3	2-Butanone (MEK)	ND		40	5.3
591-78-6	2-Hexanone	ND		20	5.0
108-10-1	4-Methyl-2-pentanone (MIBK)	ND		20	8.4
67-64-1	Acetone	ND		40	12
71-43-2	Benzene	ND		4.0	1.6
75-27-4	Bromodichloromethane	ND		4.0	1.6
75-25-2	Bromoform	ND		4.0	1.0
74-83-9	Bromomethane	ND		4.0	2.8
75-15-0	Carbon disulfide	ND		4.0	0.76
56-23-5	Carbon tetrachloride	ND		4.0	1.1
108-90-7	Chlorobenzene	ND		4.0	3.0
75-00-3	Chloroethane	ND		4.0	1.3
67-66-3	Chloroform	ND		4.0	1.4
74-87-3	Chloromethane	ND		4.0	1.4
156-59-2	cis-1,2-Dichloroethene	16		4.0	3.2
10061-01-5	cis-1,3-Dichloropropene	ND		4.0	1.4
110-82-7	Cyclohexane	ND		4.0	0.72
124-48-1	Dibromochloromethane	ND		4.0	1.3
75-71-8	Dichlorodifluoromethane	ND		4.0	2.7
100-41-4	Ethylbenzene	ND		4.0	3.0
98-82-8	Isopropylbenzene	ND		4.0	3.2

FORM I
GC/MS VOA ORGANICS ANALYSIS DATA SHEET

Lab Name: TestAmerica Buffalo | Job No.: 480-47308-1

SDG No.:

Client Sample ID: PZ-6 DL | Lab Sample ID: 480-47308-13 DL

Matrix: Water | Lab File ID: P2765.D

Analysis Method: 8260C | Date Collected: 10/02/2013 16:40

Sample wt/vol: 5(mL) | Date Analyzed: 10/16/2013 11:57

Soil Aliquot Vol: | Dilution Factor: 4

Soil Extract Vol.: | GC Column: ZB-624 (60) ID: 0.25(mm)

% Moisture: | Level: (low/med) Low

Analysis Batch No.: 145222 | Units: ug/L

CAS NO.	COMPOUND NAME	RESULT	Q	RL	MDL
79-20-9	Methyl acetate	ND		4.0	2.0
1634-04-4	Methyl tert-butyl ether	ND		4.0	0.64
108-87-2	Methylcyclohexane	ND		4.0	0.64
75-09-2	Methylene Chloride	ND		4.0	1.8
179601-23-1	m-Xylene & p-Xylene	ND		4.0	2.6
95-47-6	o-Xylene	ND		4.0	3.0
100-42-5	Styrene	ND		4.0	2.9
127-18-4	Tetrachloroethene	100		4.0	1.4
108-88-3	Toluene	ND		4.0	2.0
156-60-5	trans-1,2-Dichloroethene	ND		4.0	3.6
10061-02-6	trans-1,3-Dichloropropene	ND		4.0	1.5
79-01-6	Trichloroethene	21		4.0	1.8
75-69-4	Trichlorofluoromethane	ND		4.0	3.5
75-01-4	Vinyl chloride	ND		4.0	3.6
1330-20-7	Xylenes, Total	ND		4.0	2.6

CAS NO.	SURROGATE	%REC	Q	LIMITS
17060-07-0	1,2-Dichloroethane-d4 (Surr)	112		66-137
460-00-4	4-Bromofluorobenzene (Surr)	91		73-120
2037-26-5	Toluene-d8 (Surr)	94		71-126

TestAmerica Buffalo
Target Compound Quantitation Report

Data File: \\Bufchrom\ChromData\HP5973P\20131016-26252.b\P2765.D
Lims ID: 480-47308-B-13 Lab Sample ID:
Client ID: PZ-6
Sample Type: Client
Inject. Date: 16-Oct-2013 11:57:30 ALS Bottle#: 29 Worklist Smp#: 8
Purge Vol: 5.000 mL Dil. Factor: 4.0000
Sample Info: 480-47308-B-13
Misc. Info.: 480-0026252-008 =480-0026252-008
Operator ID: PJQ Instrument ID: HP5973P

Method: \\Bufchrom\ChromData\HP5973P\20131016-26252.b\P-8260H2O.m
Limit Group: MV - 8260C ICAL
Last Update: 16-Oct-2013 20:43:06 Calib Date: 30-Sep-2013 22:31:30
Integrator: RTE ID Type: Deconvolution ID
Quant Method: Internal Standard Quant By: Initial Calibration
Last ICal File: \\Bufchrom\ChromData\HP5973P\20130930-25739.b\P2168.D

Column 1 : ZB-624 (0.25 mm) Detector MS SCAN
Process Host: XAWRK020

First Level Reviewer: cwiklinc Date: 16-Oct-2013 20:43:45

Compound	Sig	RT (min.)	Adj RT (min.)	Dlt RT (min.)	Q	Response	On-Col Amt ug/L	Flags
* 1 1,4-Difluorobenzene	114	7.819	7.819	0.0	91	123048	25.0	
* 2 Chlorobenzene-d5	82	11.566	11.567	-0.001	77	71660	25.0	
* 3 1,4-Dichlorobenzene-d4	152	14.730	14.730	0.0	93	84123	25.0	
$ 4 1,2-Dichloroethane-d4 (Surr)	67	7.381	7.381	0.0	57	31480	28.0	
$ 5 Toluene-d8 (Surr)	98	9.632	9.626	0.006	89	156907	23.4	
$ 6 4-Bromofluorobenzene (Surr)	174	13.191	13.185	0.006	89	55381	22.9	
10 Dichlorodifluoromethane	85		2.685					
11 Chloromethane	50		2.885					
17 Vinyl chloride	62		3.074					
12 Bromomethane	94		3.475					
13 Chloroethane	64		3.579					
14 Trichlorofluoromethane	101		3.932					
16 1,1,2-Trichloro-1,2,2-trifluoroe	101		4.461					
25 1,1-Dichloroethene	96		4.479					
24 Acetone	43		4.540					
27 Carbon disulfide	76		4.771					
30 Methyl acetate	43		4.875					
31 Methylene Chloride	84		5.033					
32 Methyl tert-butyl ether	73		5.270					
35 trans-1,2-Dichloroethene	96		5.313					
40 1,1-Dichloroethane	63		5.793					
44 2-Butanone (MEK)	43		6.426					
43 cis-1,2-Dichloroethene	96	6.450	6.438	0.012	25	9881	4.04	
49 Chloroform	83		6.785					
52 1,1,1-Trichloroethane	97		6.992					
54 Cyclohexane	56		7.046					
55 Carbon tetrachloride	117		7.174					
57 Benzene	78		7.424					
60 1,2-Dichloroethane	62		7.466					
62 Trichloroethene	95	8.160	8.154	0.006	74	11894	5.37	
64 Methylcyclohexane	83		8.354					

Compound	Sig	RT (min.)	Adj RT (min.)	Dlt RT (min.)	Q	Response	On-Col Amt ug/L	Flags
63 1,2-Dichloropropane	63		8.452					
70 Dichlorobromomethane	83		8.786					
73 cis-1,3-Dichloropropene	75		9.310					
75 4-Methyl-2-pentanone (MIBK)	43		9.449					
76 Toluene	92		9.711					
78 trans-1,3-Dichloropropene	75		10.015					
79 1,1,2-Trichloroethane	83		10.277					
80 Tetrachloroethene	166	10.423	10.423	0.0	90	72714	25.7	
83 2-Hexanone	43		10.520					
81 Chlorodibromomethane	129		10.824					
85 Ethylene Dibromide	107		10.995					
87 Chlorobenzene	112		11.603					
89 Ethylbenzene	91		11.700					
90 m-Xylene & p-Xylene	106		11.852					
93 o-Xylene	106		12.424					
94 Styrene	104		12.455					
92 Bromoform	173		12.802					
95 Isopropylbenzene	105		12.911					
97 1,1,2,2-Tetrachloroethane	83		13.398					
110 1,3-Dichlorobenzene	146		14.645					
111 1,4-Dichlorobenzene	146		14.760					
116 1,2-Dichlorobenzene	146		15.253					
117 1,2-Dibromo-3-Chloropropane	75		16.245					
119 1,2,4-Trichlorobenzene	180		17.194					
S 126 Xylenes, Total	1		30.000					

Report Date: 16-Oct-2013 20:43:46 Chrom Revision: 2.1 30-Sep-2013 13:45:28

TestAmerica Buffalo

Data File:	\\Bufchrom\ChromData\HP5973P\20131016-26252.b\P2765.D				
Injection Date:	16-Oct-2013 11:57:30	Instrument ID:	HP5973P	Operator ID:	PJQ
Lims ID:	480-47308-B-13	Lab Sample ID:		Worklist Smp#:	8
Client ID:	PZ-6				
Purge Vol:	5.000 mL	Dil. Factor:	4.0000	ALS Bottle#:	29
Method:	P-8260H2O	Limit Group:	MV - 8260C ICAL		

Column: ZB-624 (0.25 mm)

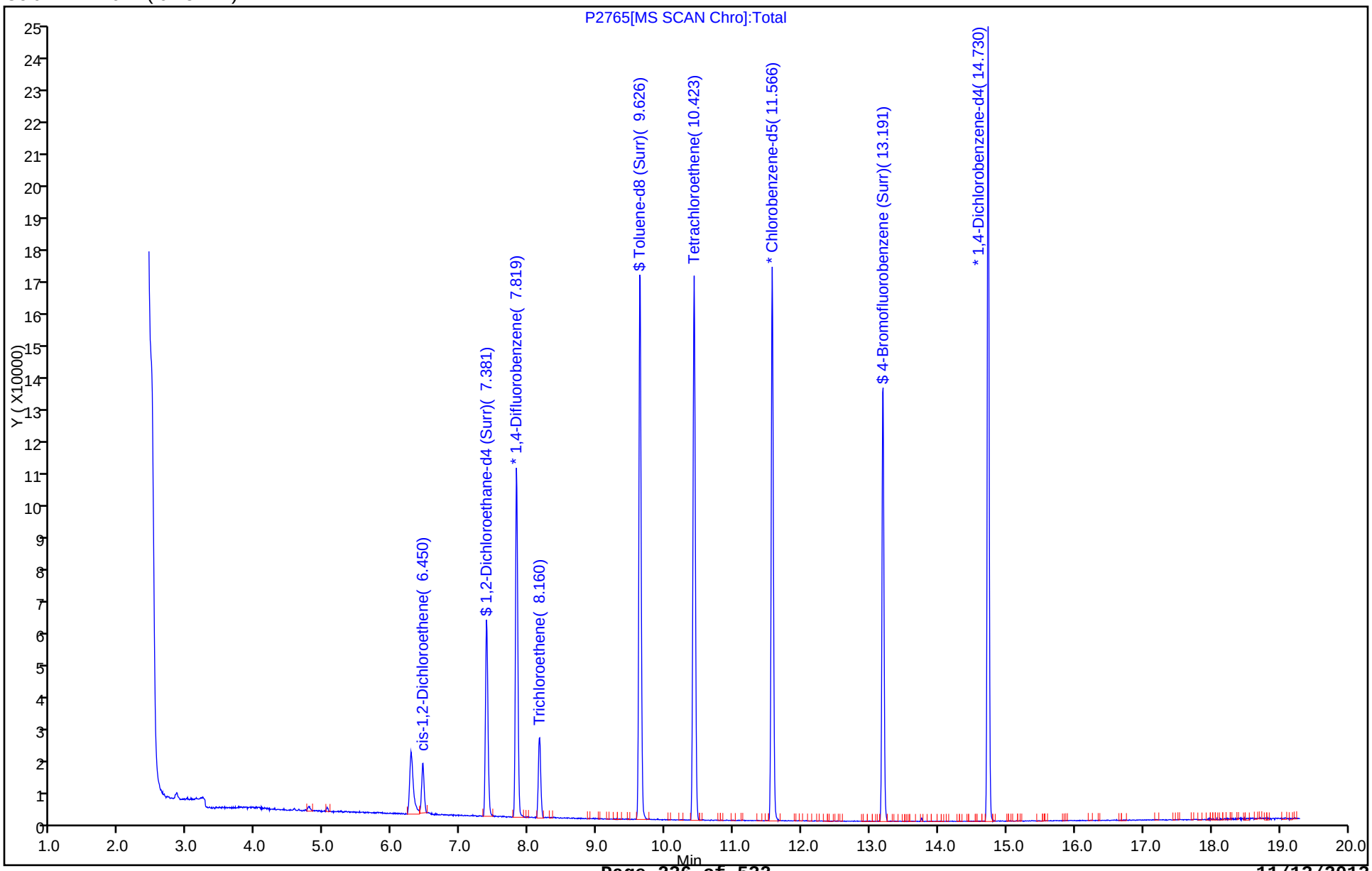

Report Date: 16-Oct-2013 20:43:46 Chrom Revision: 2.1 30-Sep-2013 13:45:28

TestAmerica Buffalo

Data File:	\\Bufchrom\ChromData\HP5973P\20131016-26252.b\P2765.D				
Injection Date:	16-Oct-2013 11:57:30	Instrument ID:	HP5973P		
Lims ID:	480-47308-B-13	Lab Sample ID:			
Client ID:	PZ-6				
Operator ID:	PJQ	ALS Bottle#:	29	Worklist Smp#:	8
Purge Vol:	5.000 mL	Dil. Factor:	4.0000		
Method:	P-8260H2O	Limit Group:	MV - 8260C ICAL		
Column:	ZB-624 (0.25 mm)	Detector	MS SCAN		

43 cis-1,2-Dichloroethene, CAS: 156-59-2

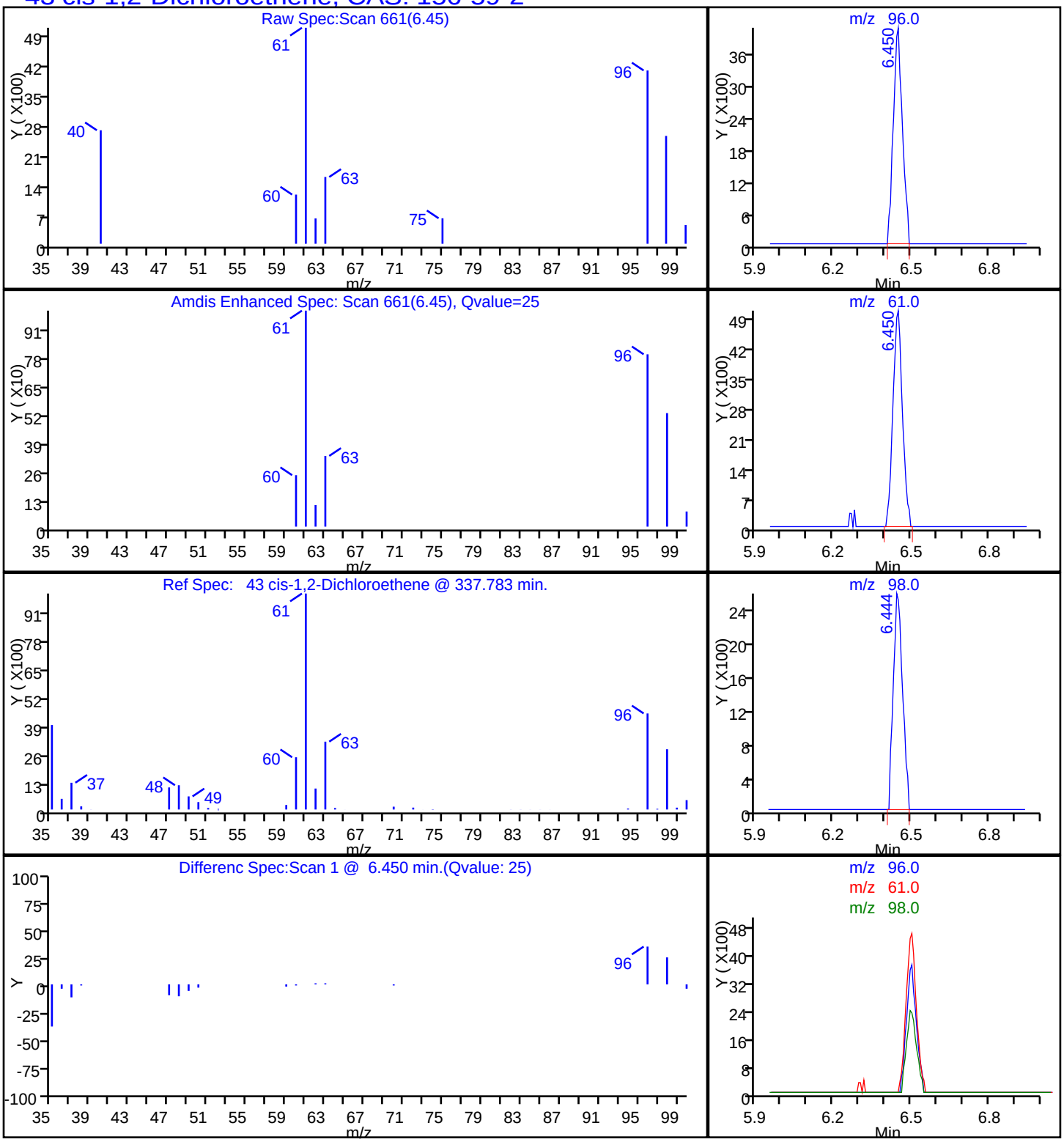

Report Date: 16-Oct-2013 20:43:46 Chrom Revision: 2.1 30-Sep-2013 13:45:28

TestAmerica Buffalo

Data File:	\\Bufchrom\ChromData\HP5973P\20131016-26252.b\P2765.D				
Injection Date:	16-Oct-2013 11:57:30	Instrument ID:	HP5973P		
Lims ID:	480-47308-B-13	Lab Sample ID:			
Client ID:	PZ-6				
Operator ID:	PJQ	ALS Bottle#:	29	Worklist Smp#:	8
Purge Vol:	5.000 mL	Dil. Factor:	4.0000		
Method:	P-8260H2O	Limit Group:	MV - 8260C ICAL		
Column:	ZB-624 (0.25 mm)	Detector	MS SCAN		

80 Tetrachloroethene, CAS: 127-18-4

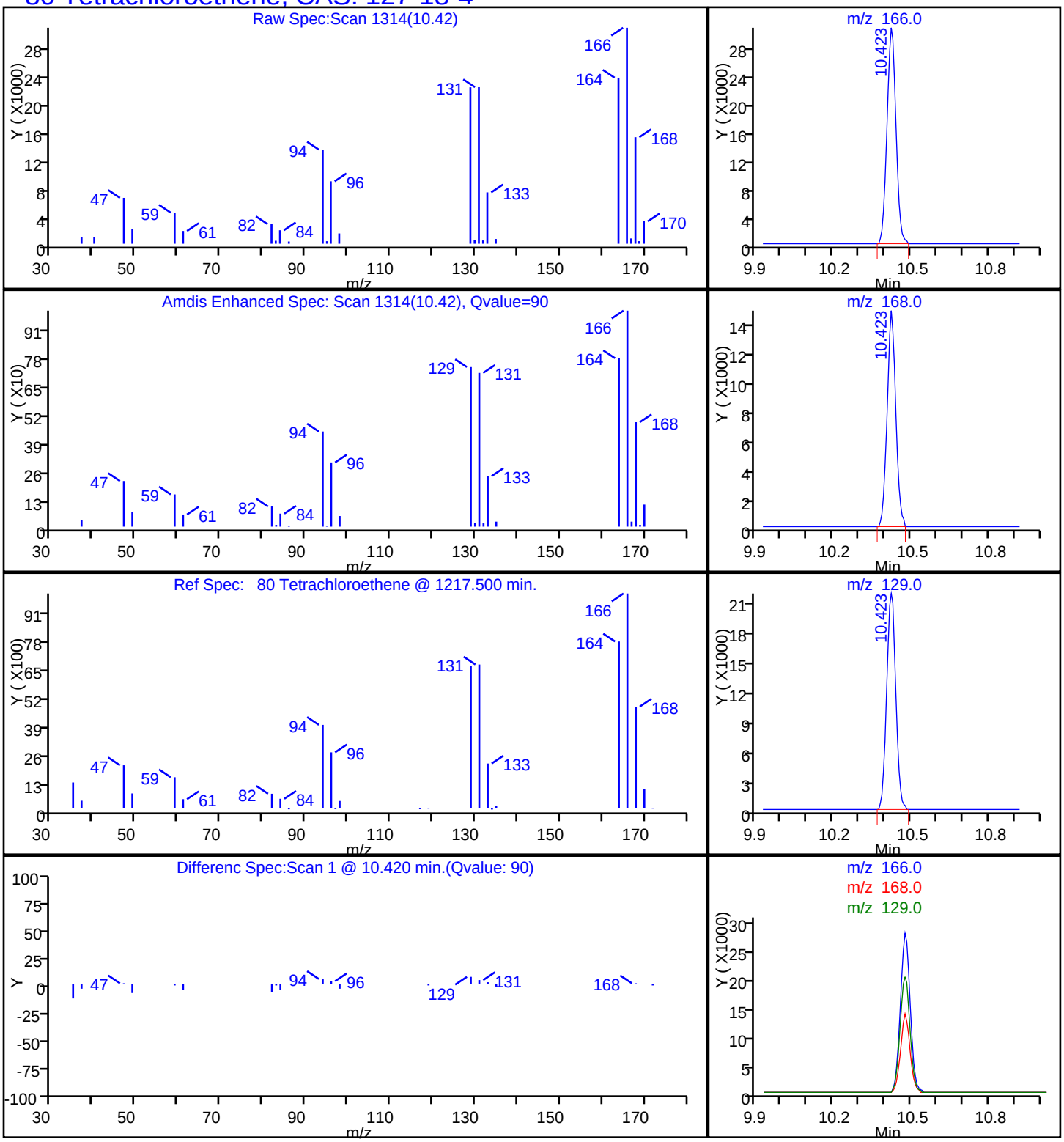

Report Date: 16-Oct-2013 20:43:46 Chrom Revision: 2.1 30-Sep-2013 13:45:28

TestAmerica Buffalo

Data File:	\\Bufchrom\ChromData\HP5973P\20131016-26252.b\P2765.D				
Injection Date:	16-Oct-2013 11:57:30	Instrument ID:	HP5973P		
Lims ID:	480-47308-B-13	Lab Sample ID:			
Client ID:	PZ-6				
Operator ID:	PJQ	ALS Bottle#:	29	Worklist Smp#:	8
Purge Vol:	5.000 mL	Dil. Factor:	4.0000		
Method:	P-8260H2O	Limit Group:	MV - 8260C ICAL		
Column:	ZB-624 (0.25 mm)	Detector	MS SCAN		

62 Trichloroethene, CAS: 79-01-6

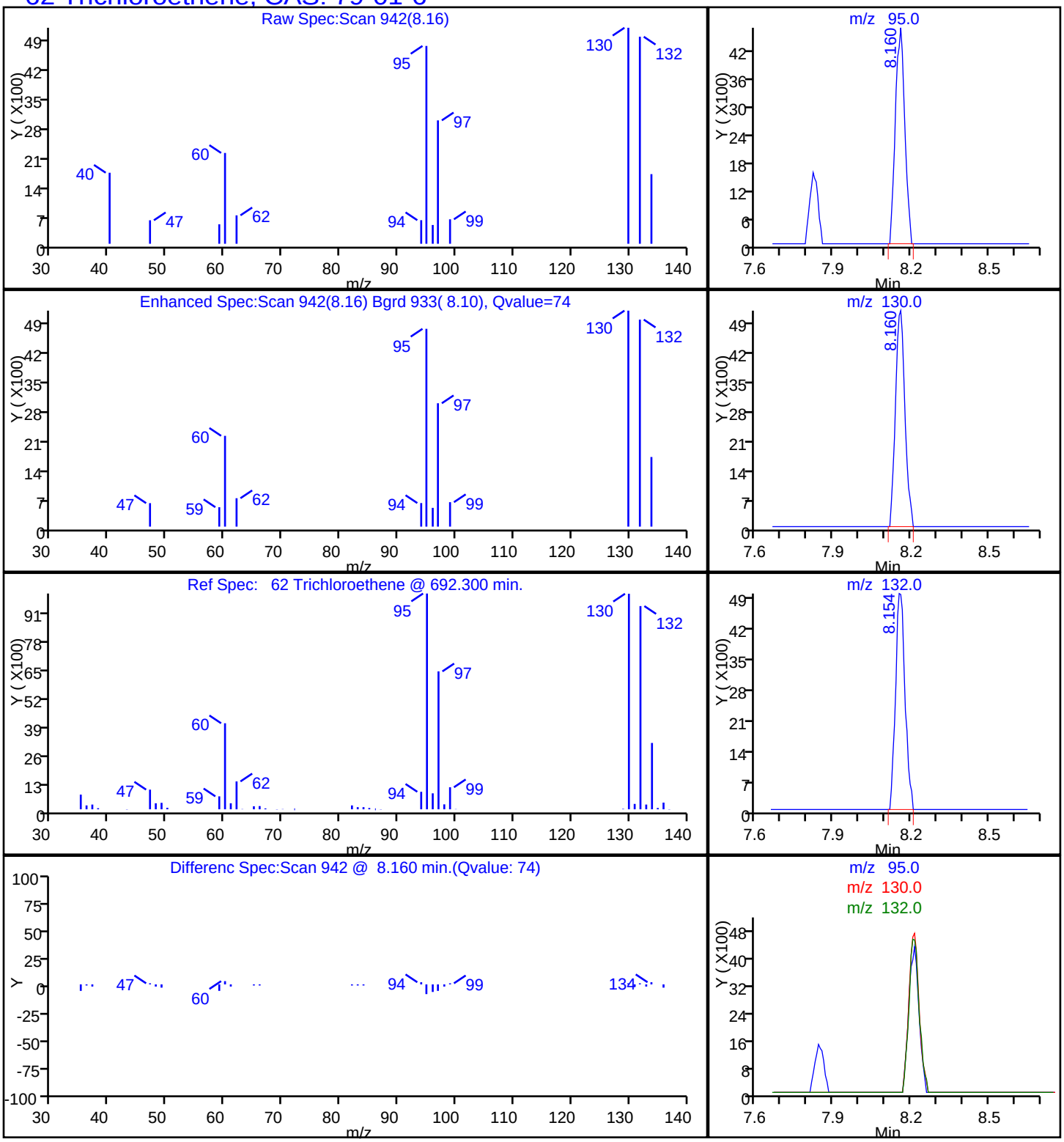

FORM I
GC/MS VOA ORGANICS ANALYSIS DATA SHEET

Lab Name: TestAmerica Buffalo | Job No.: 480-47308-1

SDG No.:

Client Sample ID: PZ-7 | Lab Sample ID: 480-47308-14

Matrix: Water | Lab File ID: P2752.D

Analysis Method: 8260C | Date Collected: 10/02/2013 17:05

Sample wt/vol: 5(mL) | Date Analyzed: 10/16/2013 05:25

Soil Aliquot Vol: | Dilution Factor: 1

Soil Extract Vol.: | GC Column: ZB-624 (60) ID: 0.25(mm)

% Moisture: | Level: (low/med) Low

Analysis Batch No.: 145143 | Units: ug/L

CAS NO.	COMPOUND NAME	RESULT	Q	RL	MDL
71-55-6	1,1,1-Trichloroethane	ND		1.0	0.82
79-34-5	1,1,2,2-Tetrachloroethane	ND		1.0	0.21
76-13-1	1,1,2-Trichloro-1,2,2-trifluoroethane	ND		1.0	0.31
79-00-5	1,1,2-Trichloroethane	ND		1.0	0.23
75-34-3	1,1-Dichloroethane	0.45	J	1.0	0.38
75-35-4	1,1-Dichloroethene	ND		1.0	0.29
120-82-1	1,2,4-Trichlorobenzene	ND		1.0	0.41
96-12-8	1,2-Dibromo-3-Chloropropane	ND		1.0	0.39
106-93-4	1,2-Dibromoethane	ND		1.0	0.73
95-50-1	1,2-Dichlorobenzene	ND		1.0	0.79
107-06-2	1,2-Dichloroethane	ND		1.0	0.21
78-87-5	1,2-Dichloropropane	ND		1.0	0.72
541-73-1	1,3-Dichlorobenzene	ND		1.0	0.78
106-46-7	1,4-Dichlorobenzene	ND		1.0	0.84
78-93-3	2-Butanone (MEK)	ND		10	1.3
591-78-6	2-Hexanone	ND		5.0	1.2
108-10-1	4-Methyl-2-pentanone (MIBK)	ND		5.0	2.1
67-64-1	Acetone	ND		10	3.0
71-43-2	Benzene	ND		1.0	0.41
75-27-4	Bromodichloromethane	ND		1.0	0.39
75-25-2	Bromoform	ND		1.0	0.26
74-83-9	Bromomethane	ND		1.0	0.69
75-15-0	Carbon disulfide	ND		1.0	0.19
56-23-5	Carbon tetrachloride	ND		1.0	0.27
108-90-7	Chlorobenzene	ND		1.0	0.75
75-00-3	Chloroethane	ND		1.0	0.32
67-66-3	Chloroform	ND		1.0	0.34
74-87-3	Chloromethane	ND		1.0	0.35
156-59-2	cis-1,2-Dichloroethene	ND		1.0	0.81
10061-01-5	cis-1,3-Dichloropropene	ND		1.0	0.36
110-82-7	Cyclohexane	ND		1.0	0.18
124-48-1	Dibromochloromethane	ND		1.0	0.32
75-71-8	Dichlorodifluoromethane	ND		1.0	0.68
100-41-4	Ethylbenzene	ND		1.0	0.74
98-82-8	Isopropylbenzene	ND		1.0	0.79

FORM I
GC/MS VOA ORGANICS ANALYSIS DATA SHEET

Lab Name: TestAmerica Buffalo | Job No.: 480-47308-1

SDG No.:

Client Sample ID: PZ-7 | Lab Sample ID: 480-47308-14

Matrix: Water | Lab File ID: P2752.D

Analysis Method: 8260C | Date Collected: 10/02/2013 17:05

Sample wt/vol: 5(mL) | Date Analyzed: 10/16/2013 05:25

Soil Aliquot Vol: | Dilution Factor: 1

Soil Extract Vol.: | GC Column: ZB-624 (60) ID: 0.25(mm)

% Moisture: | Level: (low/med) Low

Analysis Batch No.: 145143 | Units: ug/L

CAS NO.	COMPOUND NAME	RESULT	Q	RL	MDL
79-20-9	Methyl acetate	ND		1.0	0.50
1634-04-4	Methyl tert-butyl ether	ND		1.0	0.16
108-87-2	Methylcyclohexane	ND		1.0	0.16
75-09-2	Methylene Chloride	ND		1.0	0.44
179601-23-1	m-Xylene & p-Xylene	ND		1.0	0.66
95-47-6	o-Xylene	ND		1.0	0.76
100-42-5	Styrene	ND		1.0	0.73
127-18-4	Tetrachloroethene	ND		1.0	0.36
108-88-3	Toluene	ND		1.0	0.51
156-60-5	trans-1,2-Dichloroethene	ND		1.0	0.90
10061-02-6	trans-1,3-Dichloropropene	ND		1.0	0.37
79-01-6	Trichloroethene	ND		1.0	0.46
75-69-4	Trichlorofluoromethane	ND		1.0	0.88
75-01-4	Vinyl chloride	ND		1.0	0.90
1330-20-7	Xylenes, Total	ND		1.0	0.66

CAS NO.	SURROGATE	%REC	Q	LIMITS
17060-07-0	1,2-Dichloroethane-d4 (Surr)	111		66-137
460-00-4	4-Bromofluorobenzene (Surr)	98		73-120
2037-26-5	Toluene-d8 (Surr)	95		71-126

TestAmerica Buffalo
Target Compound Quantitation Report

Data File: \\Bufchrom\ChromData\HP5973P\20131015-26241.b\P2752.D
Lims ID: 480-47308-A-14 Lab Sample ID:
Client ID: PZ-7
Sample Type: Client
Inject. Date: 16-Oct-2013 05:25:30 ALS Bottle#: 16 Worklist Smp#: 21
Purge Vol: 5.000 mL Dil. Factor: 1.0000
Sample Info: 480-47308-A-14
Misc. Info.: 480-0026241-021 =480-0026241-021
Operator ID: CDC Instrument ID: HP5973P

Method: \\Bufchrom\ChromData\HP5973P\20131015-26241.b\P-8260H2O.m
Limit Group: MV - 8260C ICAL
Last Update: 16-Oct-2013 07:52:09 Calib Date: 30-Sep-2013 22:31:30
Integrator: RTE ID Type: Deconvolution ID
Quant Method: Internal Standard Quant By: Initial Calibration
Last ICal File: \\Bufchrom\ChromData\HP5973P\20130930-25739.b\P2168.D

Column 1 : ZB-624 (0.25 mm) Detector MS SCAN
Process Host: XAWRK010

First Level Reviewer: quirkp Date: 16-Oct-2013 07:52:53

Compound	Sig	RT (min.)	Adj RT (min.)	Dlt RT (min.)	Q	Response	On-Col Amt ug/L	Flags
* 1 1,4-Difluorobenzene	114	7.819	7.819	0.0	91	113998	25.0	
* 2 Chlorobenzene-d5	82	11.566	11.567	-0.001	77	64494	25.0	
* 3 1,4-Dichlorobenzene-d4	152	14.730	14.730	0.0	92	77578	25.0	
$ 4 1,2-Dichloroethane-d4 (Surr)	67	7.387	7.381	0.006	57	28959	27.8	
$ 5 Toluene-d8 (Surr)	98	9.626	9.626	0.0	88	142999	23.7	
$ 6 4-Bromofluorobenzene (Surr)	174	13.191	13.185	0.006	89	53607	24.6	
10 Dichlorodifluoromethane	85		2.678					
11 Chloromethane	50		2.891					
17 Vinyl chloride	62		3.074					
12 Bromomethane	94		3.482					
13 Chloroethane	64		3.579					
14 Trichlorofluoromethane	101		3.926					
16 1,1,2-Trichloro-1,2,2-trifluoroe	101		4.461					
25 1,1-Dichloroethene	96		4.479					
24 Acetone	43		4.546					
27 Carbon disulfide	76		4.771					
30 Methyl acetate	43		4.875					
31 Methylene Chloride	84		5.039					
32 Methyl tert-butyl ether	73		5.270					
35 trans-1,2-Dichloroethene	96		5.313					
40 1,1-Dichloroethane	63	5.799	5.793	0.006	1	1652	0.4524	
44 2-Butanone (MEK)	43		6.426					
43 cis-1,2-Dichloroethene	96		6.444					
49 Chloroform	83		6.791					
52 1,1,1-Trichloroethane	97		6.998					
54 Cyclohexane	56		7.046					
55 Carbon tetrachloride	117		7.174					
57 Benzene	78		7.424					
60 1,2-Dichloroethane	62		7.472					
62 Trichloroethene	95		8.154					
64 Methylcyclohexane	83		8.348					

Compound	Sig	RT (min.)	Adj RT (min.)	Dlt RT (min.)	Q	Response	On-Col Amt ug/L	Flags
63 1,2-Dichloropropane	63		8.452					
70 Dichlorobromomethane	83		8.786					
73 cis-1,3-Dichloropropene	75		9.310					
75 4-Methyl-2-pentanone (MIBK)	43		9.450					
76 Toluene	92		9.711					
78 trans-1,3-Dichloropropene	75		10.009					
79 1,1,2-Trichloroethane	83		10.271					
80 Tetrachloroethene	166		10.423					
83 2-Hexanone	43		10.520					
81 Chlorodibromomethane	129		10.824					
85 Ethylene Dibromide	107		10.995					
87 Chlorobenzene	112		11.603					
89 Ethylbenzene	91		11.694					
90 m-Xylene & p-Xylene	106		11.853					
93 o-Xylene	106		12.424					
94 Styrene	104		12.449					
92 Bromoform	173		12.802					
95 Isopropylbenzene	105		12.911					
97 1,1,2,2-Tetrachloroethane	83		13.398					
110 1,3-Dichlorobenzene	146		14.645					
111 1,4-Dichlorobenzene	146		14.760					
116 1,2-Dichlorobenzene	146		15.253					
117 1,2-Dibromo-3-Chloropropane	75		16.245					
119 1,2,4-Trichlorobenzene	180		17.188					
S 126 Xylenes, Total	1		30.000					

Report Date: 16-Oct-2013 07:52:53 Chrom Revision: 2.1 30-Sep-2013 13:45:28

TestAmerica Buffalo

Data File:	\\Bufchrom\ChromData\HP5973P\20131015-26241.b\P2752.D				
Injection Date:	16-Oct-2013 05:25:30	Instrument ID:	HP5973P	Operator ID:	CDC
Lims ID:	480-47308-A-14	Lab Sample ID:		Worklist Smp#:	21
Client ID:	PZ-7				
Purge Vol:	5.000 mL	Dil. Factor:	1.0000	ALS Bottle#:	16
Method:	P-8260H2O	Limit Group:	MV - 8260C ICAL		

Column: ZB-624 (0.25 mm)

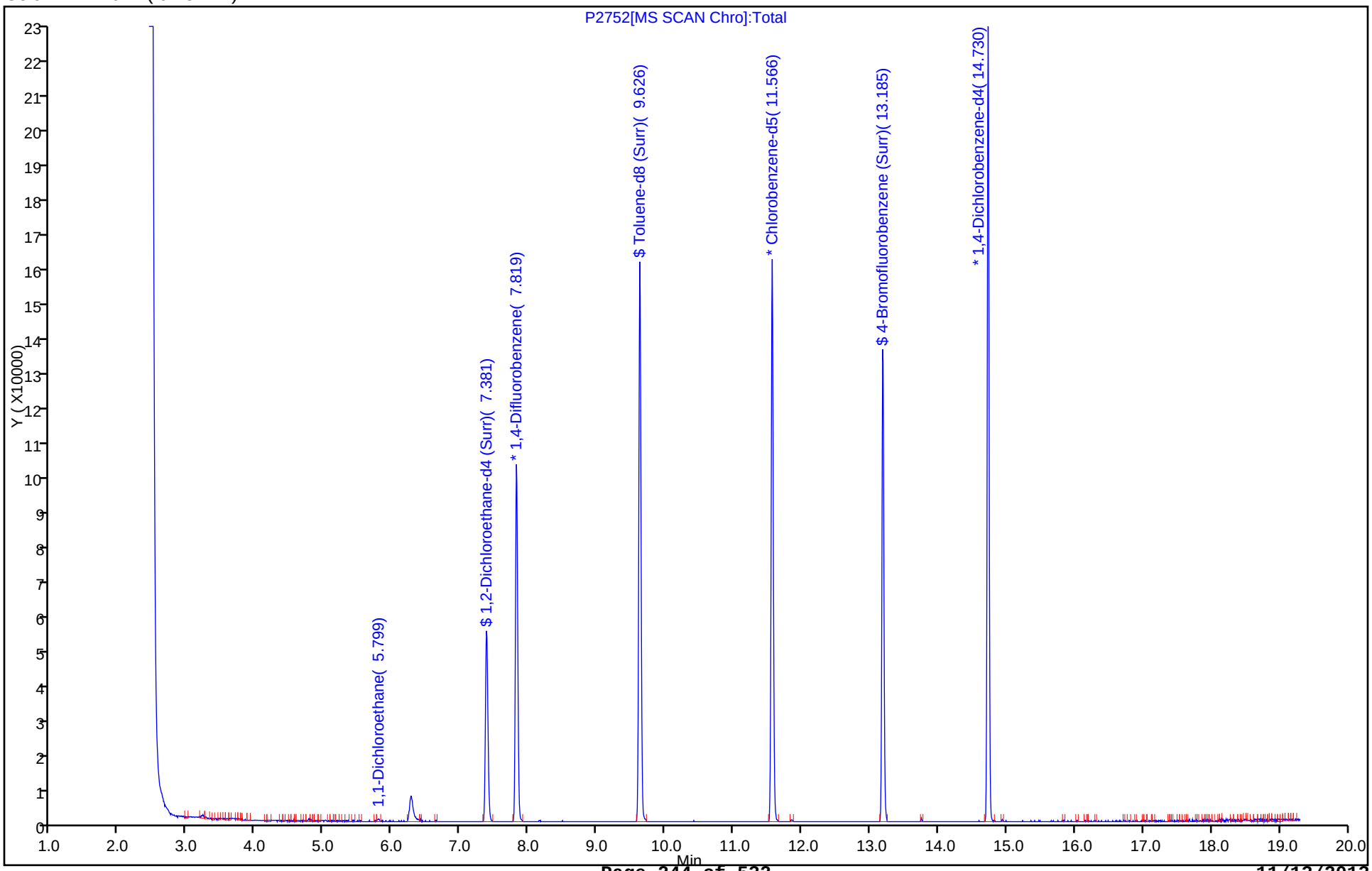

Report Date: 16-Oct-2013 07:52:53 Chrom Revision: 2.1 30-Sep-2013 13:45:28

TestAmerica Buffalo

Data File:	\\Bufchrom\ChromData\HP5973P\20131015-26241.b\P2752.D				
Injection Date:	16-Oct-2013 05:25:30	Instrument ID:	HP5973P		
Lims ID:	480-47308-A-14	Lab Sample ID:			
Client ID:	PZ-7				
Operator ID:	CDC	ALS Bottle#:	16	Worklist Smp#:	21
Purge Vol:	5.000 mL	Dil. Factor:	1.0000		
Method:	P-8260H2O	Limit Group:	MV - 8260C ICAL		
Column:	ZB-624 (0.25 mm)	Detector	MS SCAN		

40 1,1-Dichloroethane, CAS: 75-34-3

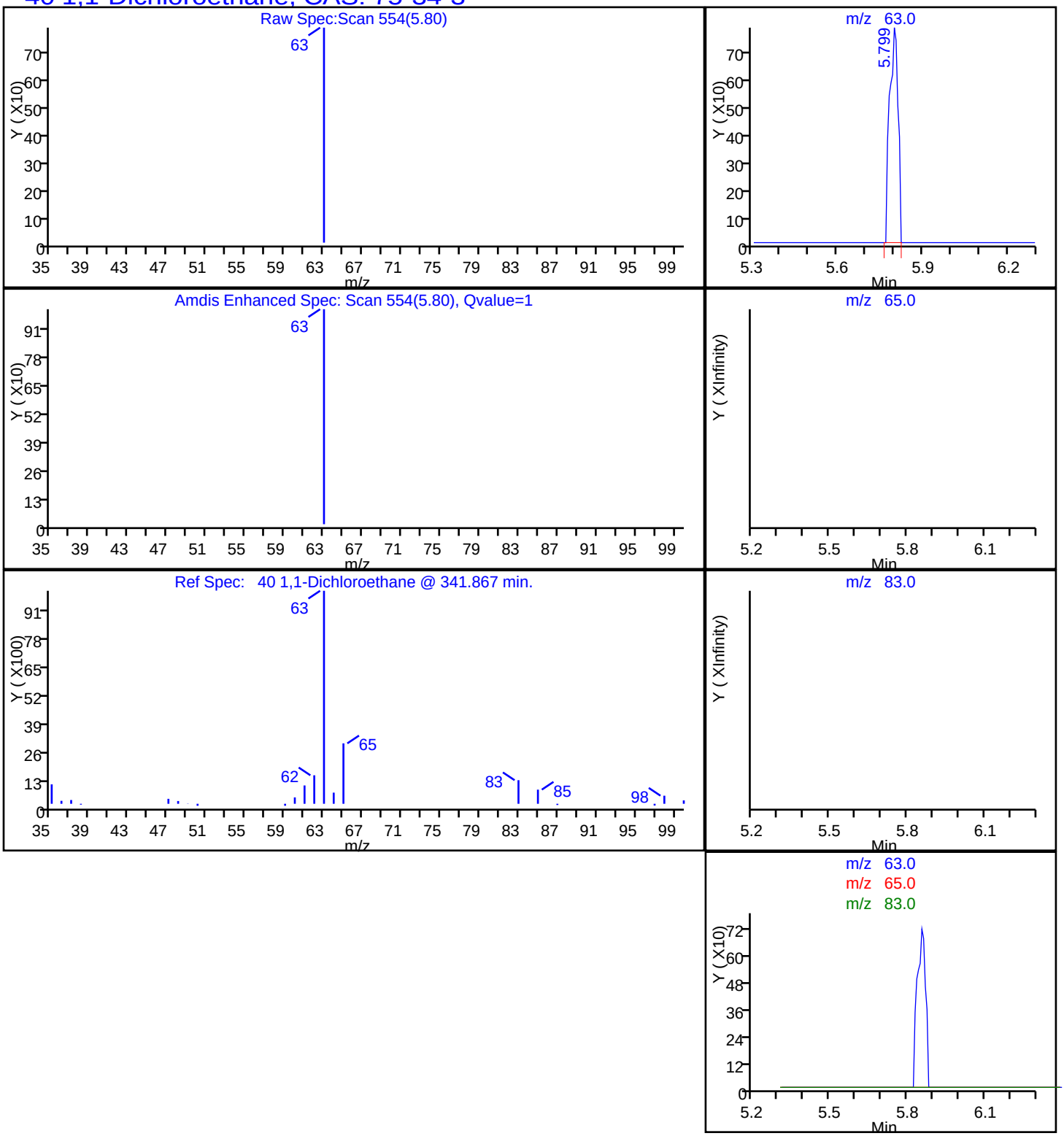

FORM I
GC/MS VOA ORGANICS ANALYSIS DATA SHEET

Lab Name: TestAmerica Buffalo | Job No.: 480-47308-1

SDG No.:

Client Sample ID: PZ-11R | Lab Sample ID: 480-47308-15

Matrix: Water | Lab File ID: P2753.D

Analysis Method: 8260C | Date Collected: 10/04/2013 10:50

Sample wt/vol: 5(mL) | Date Analyzed: 10/16/2013 05:49

Soil Aliquot Vol: | Dilution Factor: 1

Soil Extract Vol.: | GC Column: ZB-624 (60) ID: 0.25(mm)

% Moisture: | Level: (low/med) Low

Analysis Batch No.: 145143 | Units: ug/L

CAS NO.	COMPOUND NAME	RESULT	Q	RL	MDL
71-55-6	1,1,1-Trichloroethane	ND		1.0	0.82
79-34-5	1,1,2,2-Tetrachloroethane	ND		1.0	0.21
76-13-1	1,1,2-Trichloro-1,2,2-trifluoroethane	ND		1.0	0.31
79-00-5	1,1,2-Trichloroethane	ND		1.0	0.23
75-34-3	1,1-Dichloroethane	ND		1.0	0.38
75-35-4	1,1-Dichloroethene	ND		1.0	0.29
120-82-1	1,2,4-Trichlorobenzene	ND		1.0	0.41
96-12-8	1,2-Dibromo-3-Chloropropane	ND		1.0	0.39
106-93-4	1,2-Dibromoethane	ND		1.0	0.73
95-50-1	1,2-Dichlorobenzene	ND		1.0	0.79
107-06-2	1,2-Dichloroethane	ND		1.0	0.21
78-87-5	1,2-Dichloropropane	ND		1.0	0.72
541-73-1	1,3-Dichlorobenzene	ND		1.0	0.78
106-46-7	1,4-Dichlorobenzene	ND		1.0	0.84
78-93-3	2-Butanone (MEK)	ND		10	1.3
591-78-6	2-Hexanone	ND		5.0	1.2
108-10-1	4-Methyl-2-pentanone (MIBK)	ND		5.0	2.1
67-64-1	Acetone	17		10	3.0
71-43-2	Benzene	ND		1.0	0.41
75-27-4	Bromodichloromethane	ND		1.0	0.39
75-25-2	Bromoform	ND		1.0	0.26
74-83-9	Bromomethane	ND		1.0	0.69
75-15-0	Carbon disulfide	ND		1.0	0.19
56-23-5	Carbon tetrachloride	ND		1.0	0.27
108-90-7	Chlorobenzene	ND		1.0	0.75
75-00-3	Chloroethane	ND		1.0	0.32
67-66-3	Chloroform	ND		1.0	0.34
74-87-3	Chloromethane	ND		1.0	0.35
156-59-2	cis-1,2-Dichloroethene	1.8		1.0	0.81
10061-01-5	cis-1,3-Dichloropropene	ND		1.0	0.36
110-82-7	Cyclohexane	ND		1.0	0.18
124-48-1	Dibromochloromethane	ND		1.0	0.32
75-71-8	Dichlorodifluoromethane	ND		1.0	0.68
100-41-4	Ethylbenzene	ND		1.0	0.74
98-82-8	Isopropylbenzene	ND		1.0	0.79

FORM I
GC/MS VOA ORGANICS ANALYSIS DATA SHEET

Lab Name: TestAmerica Buffalo | Job No.: 480-47308-1

SDG No.:

Client Sample ID: PZ-11R | Lab Sample ID: 480-47308-15

Matrix: Water | Lab File ID: P2753.D

Analysis Method: 8260C | Date Collected: 10/04/2013 10:50

Sample wt/vol: 5(mL) | Date Analyzed: 10/16/2013 05:49

Soil Aliquot Vol: | Dilution Factor: 1

Soil Extract Vol.: | GC Column: ZB-624 (60) ID: 0.25(mm)

% Moisture: | Level: (low/med) Low

Analysis Batch No.: 145143 | Units: ug/L

CAS NO.	COMPOUND NAME	RESULT	Q	RL	MDL
79-20-9	Methyl acetate	ND		1.0	0.50
1634-04-4	Methyl tert-butyl ether	ND		1.0	0.16
108-87-2	Methylcyclohexane	ND		1.0	0.16
75-09-2	Methylene Chloride	ND		1.0	0.44
179601-23-1	m-Xylene & p-Xylene	ND		1.0	0.66
95-47-6	o-Xylene	ND		1.0	0.76
100-42-5	Styrene	ND		1.0	0.73
127-18-4	Tetrachloroethene	1.4		1.0	0.36
108-88-3	Toluene	ND		1.0	0.51
156-60-5	trans-1,2-Dichloroethene	ND		1.0	0.90
10061-02-6	trans-1,3-Dichloropropene	ND		1.0	0.37
79-01-6	Trichloroethene	4.7		1.0	0.46
75-69-4	Trichlorofluoromethane	ND		1.0	0.88
75-01-4	Vinyl chloride	ND		1.0	0.90
1330-20-7	Xylenes, Total	ND		1.0	0.66

CAS NO.	SURROGATE	%REC	Q	LIMITS
17060-07-0	1,2-Dichloroethane-d4 (Surr)	113		66-137
460-00-4	4-Bromofluorobenzene (Surr)	99		73-120
2037-26-5	Toluene-d8 (Surr)	93		71-126

TestAmerica Buffalo
Target Compound Quantitation Report

Data File: \\Bufchrom\ChromData\HP5973P\20131015-26241.b\P2753.D
Lims ID: 480-47308-A-15 Lab Sample ID:
Client ID: PZ-11R
Sample Type: Client
Inject. Date: 16-Oct-2013 05:49:30 ALS Bottle#: 17 Worklist Smp#: 22
Purge Vol: 5.000 mL Dil. Factor: 1.0000
Sample Info: 480-47308-A-15
Misc. Info.: 480-0026241-022 =480-0026241-022
Operator ID: CDC Instrument ID: HP5973P

Method: \\Bufchrom\ChromData\HP5973P\20131015-26241.b\P-8260H2O.m
Limit Group: MV - 8260C ICAL
Last Update: 16-Oct-2013 07:52:09 Calib Date: 30-Sep-2013 22:31:30
Integrator: RTE ID Type: Deconvolution ID
Quant Method: Internal Standard Quant By: Initial Calibration
Last ICal File: \\Bufchrom\ChromData\HP5973P\20130930-25739.b\P2168.D

Column 1 : ZB-624 (0.25 mm) Detector MS SCAN
Process Host: XAWRK010

First Level Reviewer: quirkp Date: 16-Oct-2013 07:53:12

Compound	Sig	RT (min.)	Adj RT (min.)	Dlt RT (min.)	Q	Response	On-Col Amt ug/L	Flags
* 1 1,4-Difluorobenzene	114	7.819	7.819	0.0	91	113739	25.0	
* 2 Chlorobenzene-d5	82	11.566	11.567	-0.001	77	66659	25.0	
* 3 1,4-Dichlorobenzene-d4	152	14.730	14.730	0.0	92	78045	25.0	
$ 4 1,2-Dichloroethane-d4 (Surr)	67	7.381	7.381	0.0	57	29342	28.3	
$ 5 Toluene-d8 (Surr)	98	9.626	9.626	0.0	89	145320	23.3	
$ 6 4-Bromofluorobenzene (Surr)	174	13.191	13.185	0.006	89	55499	24.6	
10 Dichlorodifluoromethane	85		2.678					
11 Chloromethane	50		2.891					
17 Vinyl chloride	62		3.074					
12 Bromomethane	94		3.482					
13 Chloroethane	64		3.579					
14 Trichlorofluoromethane	101		3.926					
16 1,1,2-Trichloro-1,2,2-trifluoroe	101		4.461					
25 1,1-Dichloroethene	96		4.479					
24 Acetone	43	4.552	4.546	0.006	78	14230	16.7	
27 Carbon disulfide	76		4.771					
30 Methyl acetate	43		4.875					
31 Methylene Chloride	84		5.039					
32 Methyl tert-butyl ether	73		5.270					
35 trans-1,2-Dichloroethene	96		5.313					
40 1,1-Dichloroethane	63		5.793					
44 2-Butanone (MEK)	43		6.426					
43 cis-1,2-Dichloroethene	96	6.444	6.444	0.0	15	4073	1.80	
49 Chloroform	83		6.791					
52 1,1,1-Trichloroethane	97		6.998					
54 Cyclohexane	56		7.046					
55 Carbon tetrachloride	117		7.174					
57 Benzene	78		7.424					
60 1,2-Dichloroethane	62		7.472					
62 Trichloroethene	95	8.154	8.154	0.0	74	9597	4.69	
64 Methylcyclohexane	83		8.348					

Compound	Sig	RT (min.)	Adj RT (min.)	Dlt RT (min.)	Q	Response	On-Col Amt ug/L	Flags
63 1,2-Dichloropropane	63		8.452					
70 Dichlorobromomethane	83		8.786					
73 cis-1,3-Dichloropropene	75		9.310					
75 4-Methyl-2-pentanone (MIBK)	43		9.450					
76 Toluene	92		9.711					
78 trans-1,3-Dichloropropene	75		10.009					
79 1,1,2-Trichloroethane	83		10.271					
80 Tetrachloroethene	166	10.423	10.423	0.0	53	3751	1.42	
83 2-Hexanone	43		10.520					
81 Chlorodibromomethane	129		10.824					
85 Ethylene Dibromide	107		10.995					
87 Chlorobenzene	112		11.603					
89 Ethylbenzene	91		11.694					
90 m-Xylene & p-Xylene	106		11.853					
93 o-Xylene	106		12.424					
94 Styrene	104		12.449					
92 Bromoform	173		12.802					
95 Isopropylbenzene	105		12.911					
97 1,1,2,2-Tetrachloroethane	83		13.398					
110 1,3-Dichlorobenzene	146		14.645					
111 1,4-Dichlorobenzene	146		14.760					
116 1,2-Dichlorobenzene	146		15.253					
117 1,2-Dibromo-3-Chloropropane	75		16.245					
119 1,2,4-Trichlorobenzene	180		17.188					
S 126 Xylenes, Total	1		30.000					

Report Date: 16-Oct-2013 07:53:12 Chrom Revision: 2.1 30-Sep-2013 13:45:28

TestAmerica Buffalo

Data File: \\Bufchrom\ChromData\HP5973P\20131015-26241.b\P2753.D

Injection Date:	16-Oct-2013 05:49:30	Instrument ID:	HP5973P	Operator ID:	CDC
Lims ID:	480-47308-A-15	Lab Sample ID:		Worklist Smp#:	22
Client ID:	PZ-11R				
Purge Vol:	5.000 mL	Dil. Factor:	1.0000	ALS Bottle#:	17
Method:	P-8260H2O	Limit Group:	MV - 8260C ICAL		

Column: ZB-624 (0.25 mm)

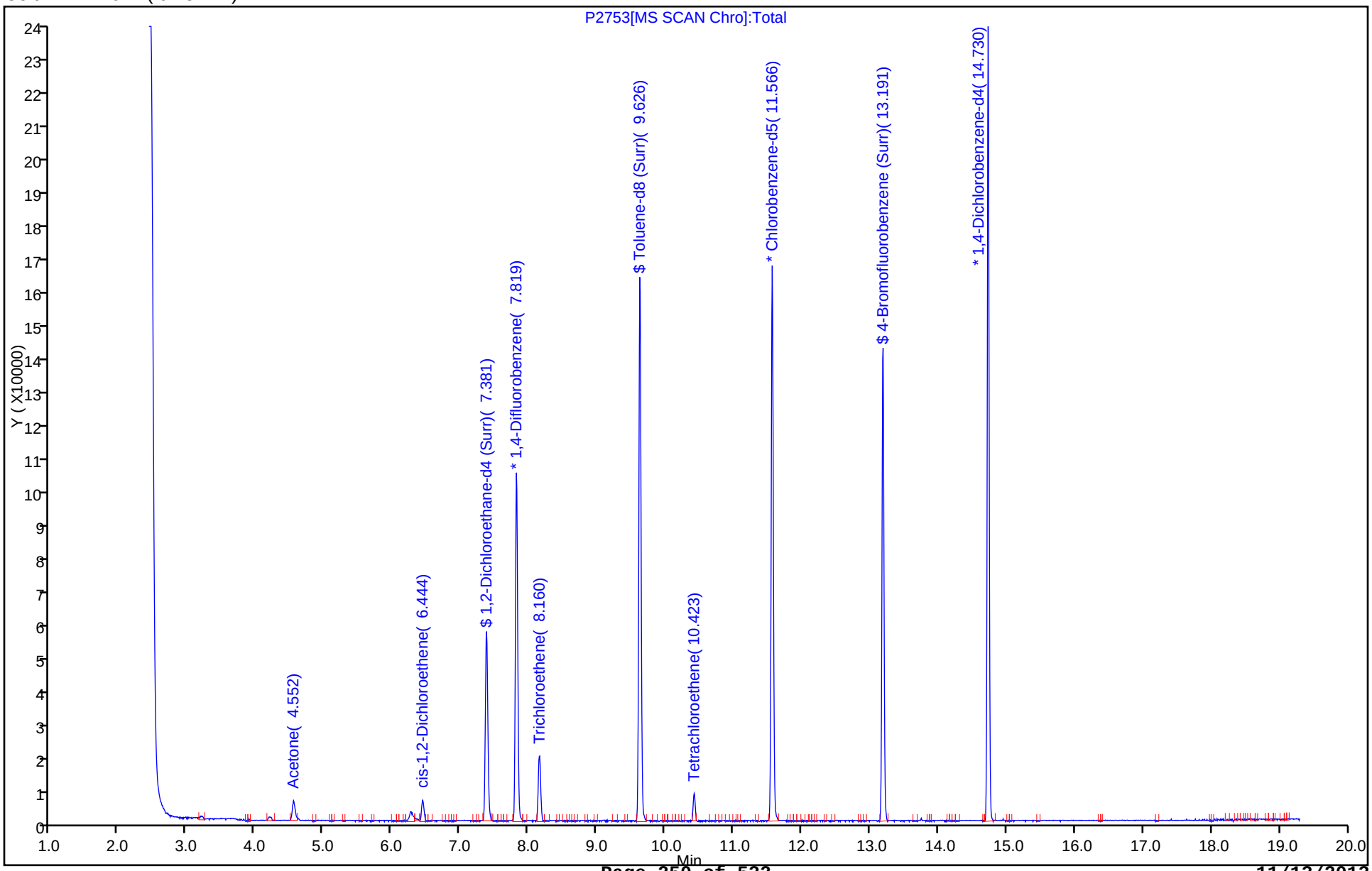

Report Date: 16-Oct-2013 07:53:12 Chrom Revision: 2.1 30-Sep-2013 13:45:28

TestAmerica Buffalo

Data File:	\\Bufchrom\ChromData\HP5973P\20131015-26241.b\P2753.D				
Injection Date:	16-Oct-2013 05:49:30	Instrument ID:	HP5973P		
Lims ID:	480-47308-A-15	Lab Sample ID:			
Client ID:	PZ-11R				
Operator ID:	CDC	ALS Bottle#:	17	Worklist Smp#:	22
Purge Vol:	5.000 mL	Dil. Factor:	1.0000		
Method:	P-8260H2O	Limit Group:	MV - 8260C ICAL		
Column:	ZB-624 (0.25 mm)	Detector	MS SCAN		

24 Acetone, CAS: 67-64-1

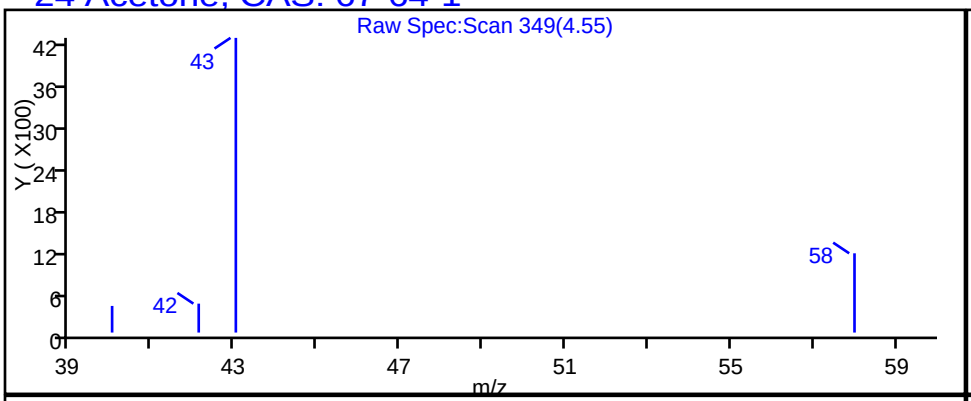

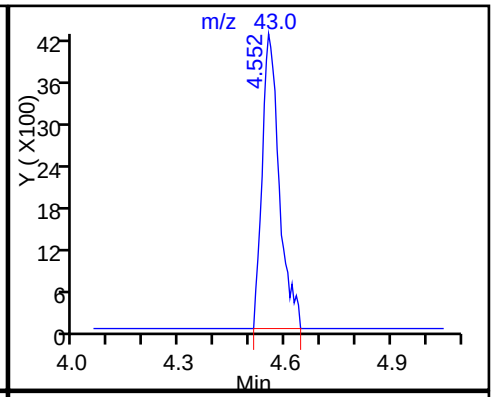

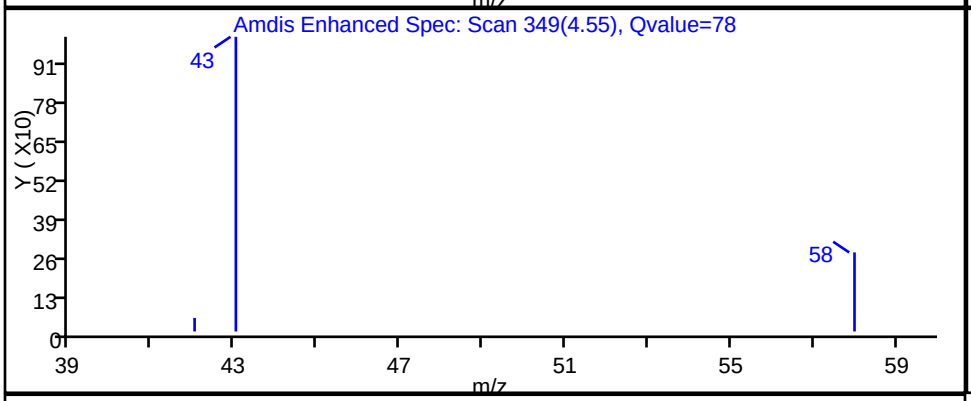

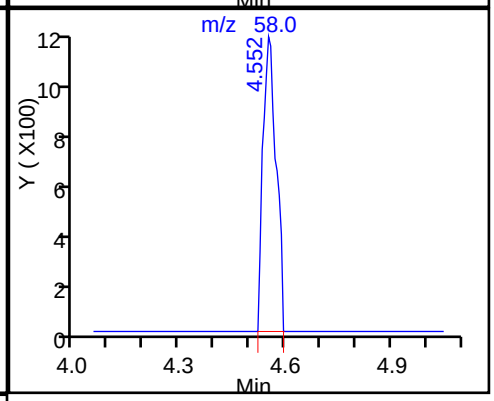

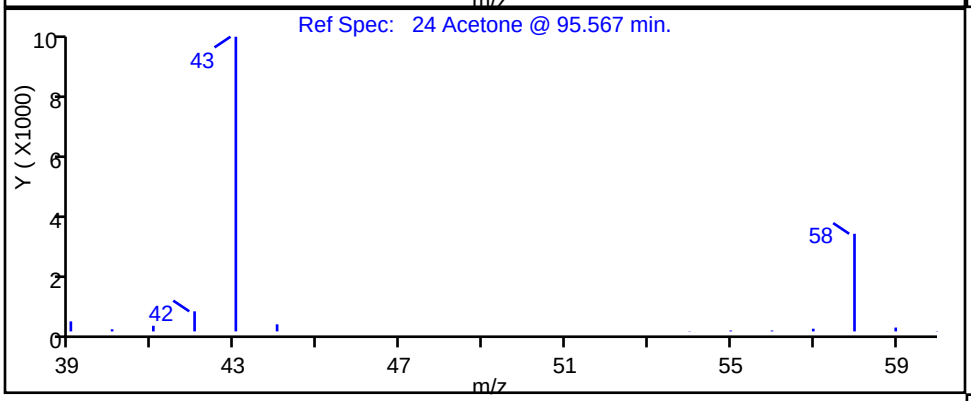

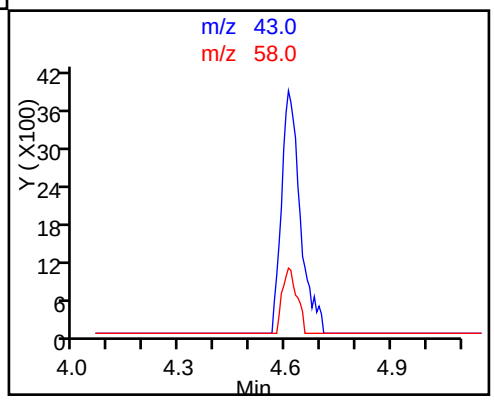

Report Date: 16-Oct-2013 07:53:12 Chrom Revision: 2.1 30-Sep-2013 13:45:28

TestAmerica Buffalo

Data File:	\\Bufchrom\ChromData\HP5973P\20131015-26241.b\P2753.D				
Injection Date:	16-Oct-2013 05:49:30	Instrument ID:	HP5973P		
Lims ID:	480-47308-A-15	Lab Sample ID:			
Client ID:	PZ-11R				
Operator ID:	CDC	ALS Bottle#:	17	Worklist Smp#:	22
Purge Vol:	5.000 mL	Dil. Factor:	1.0000		
Method:	P-8260H2O	Limit Group:	MV - 8260C ICAL		
Column:	ZB-624 (0.25 mm)	Detector	MS SCAN		

43 cis-1,2-Dichloroethene, CAS: 156-59-2

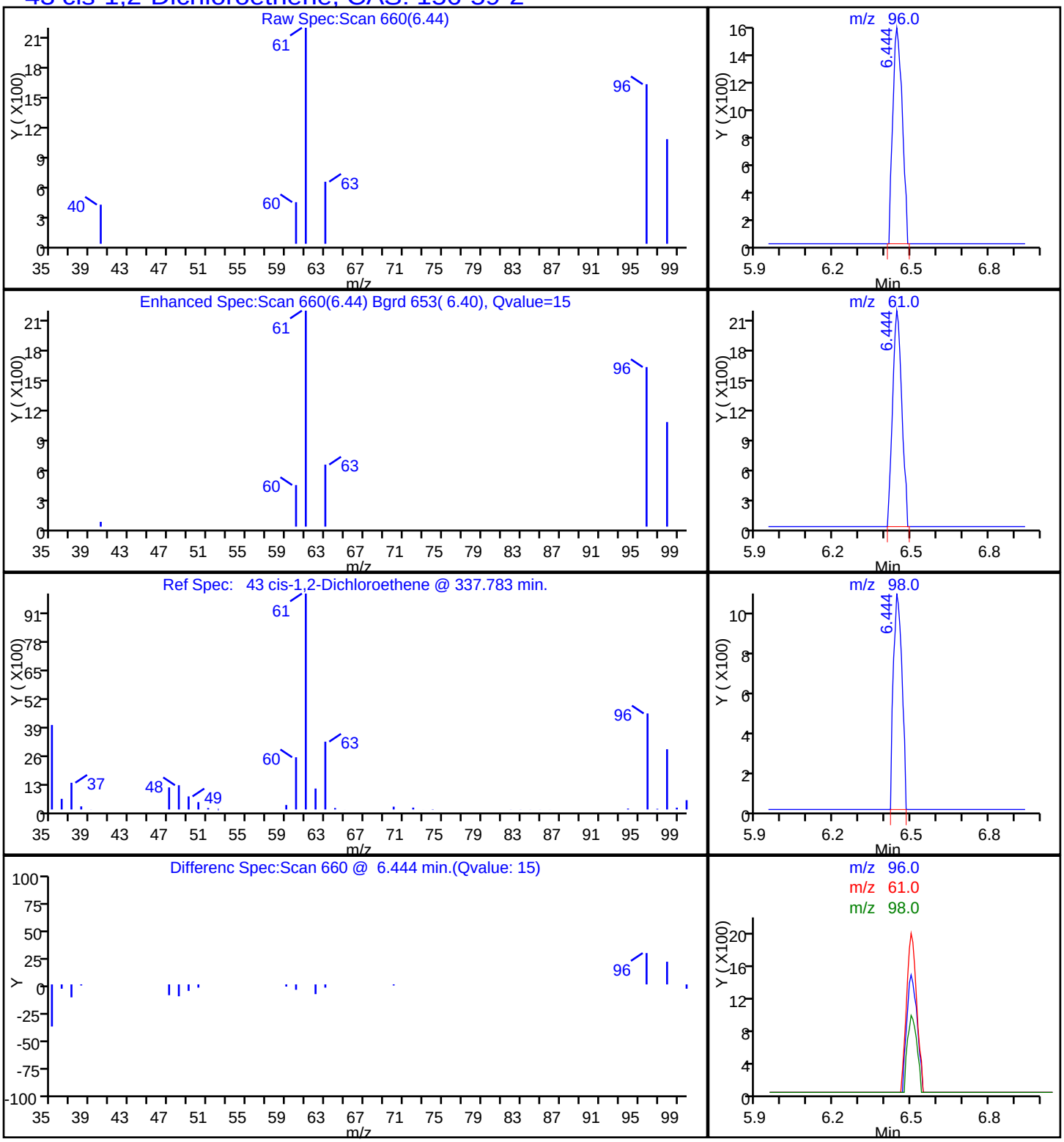

Report Date: 16-Oct-2013 07:53:12 Chrom Revision: 2.1 30-Sep-2013 13:45:28

TestAmerica Buffalo

Data File:	\\Bufchrom\ChromData\HP5973P\20131015-26241.b\P2753.D				
Injection Date:	16-Oct-2013 05:49:30	Instrument ID:	HP5973P		
Lims ID:	480-47308-A-15	Lab Sample ID:			
Client ID:	PZ-11R				
Operator ID:	CDC	ALS Bottle#:	17	Worklist Smp#:	22
Purge Vol:	5.000 mL	Dil. Factor:	1.0000		
Method:	P-8260H2O	Limit Group:	MV - 8260C ICAL		
Column:	ZB-624 (0.25 mm)	Detector	MS SCAN		

80 Tetrachloroethene, CAS: 127-18-4

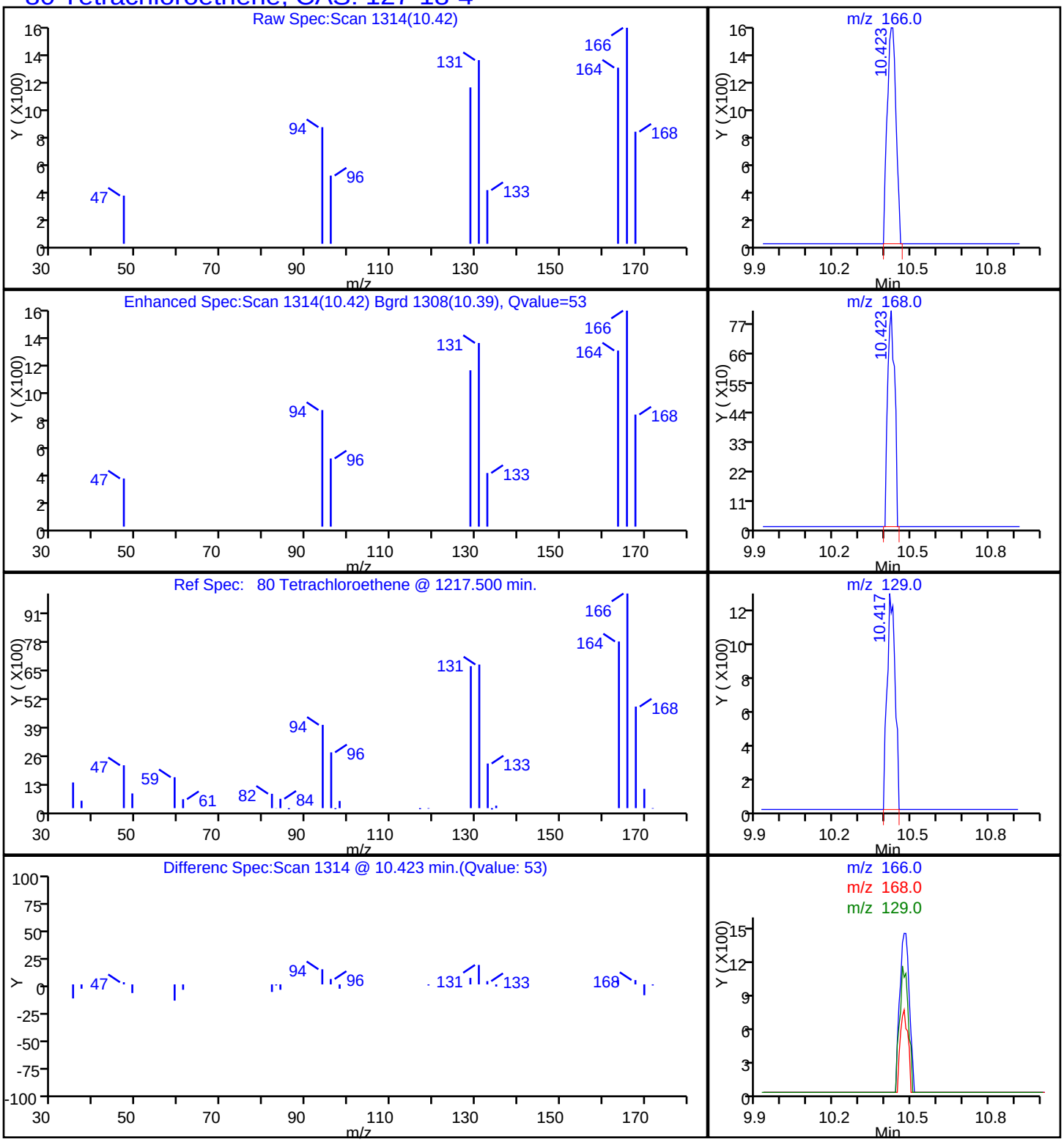

Report Date: 16-Oct-2013 07:53:12 Chrom Revision: 2.1 30-Sep-2013 13:45:28

TestAmerica Buffalo

Data File:	\\Bufchrom\ChromData\HP5973P\20131015-26241.b\P2753.D				
Injection Date:	16-Oct-2013 05:49:30	Instrument ID:	HP5973P		
Lims ID:	480-47308-A-15	Lab Sample ID:			
Client ID:	PZ-11R				
Operator ID:	CDC	ALS Bottle#:	17	Worklist Smp#:	22
Purge Vol:	5.000 mL	Dil. Factor:	1.0000		
Method:	P-8260H2O	Limit Group:	MV - 8260C ICAL		
Column:	ZB-624 (0.25 mm)	Detector	MS SCAN		

62 Trichloroethene, CAS: 79-01-6

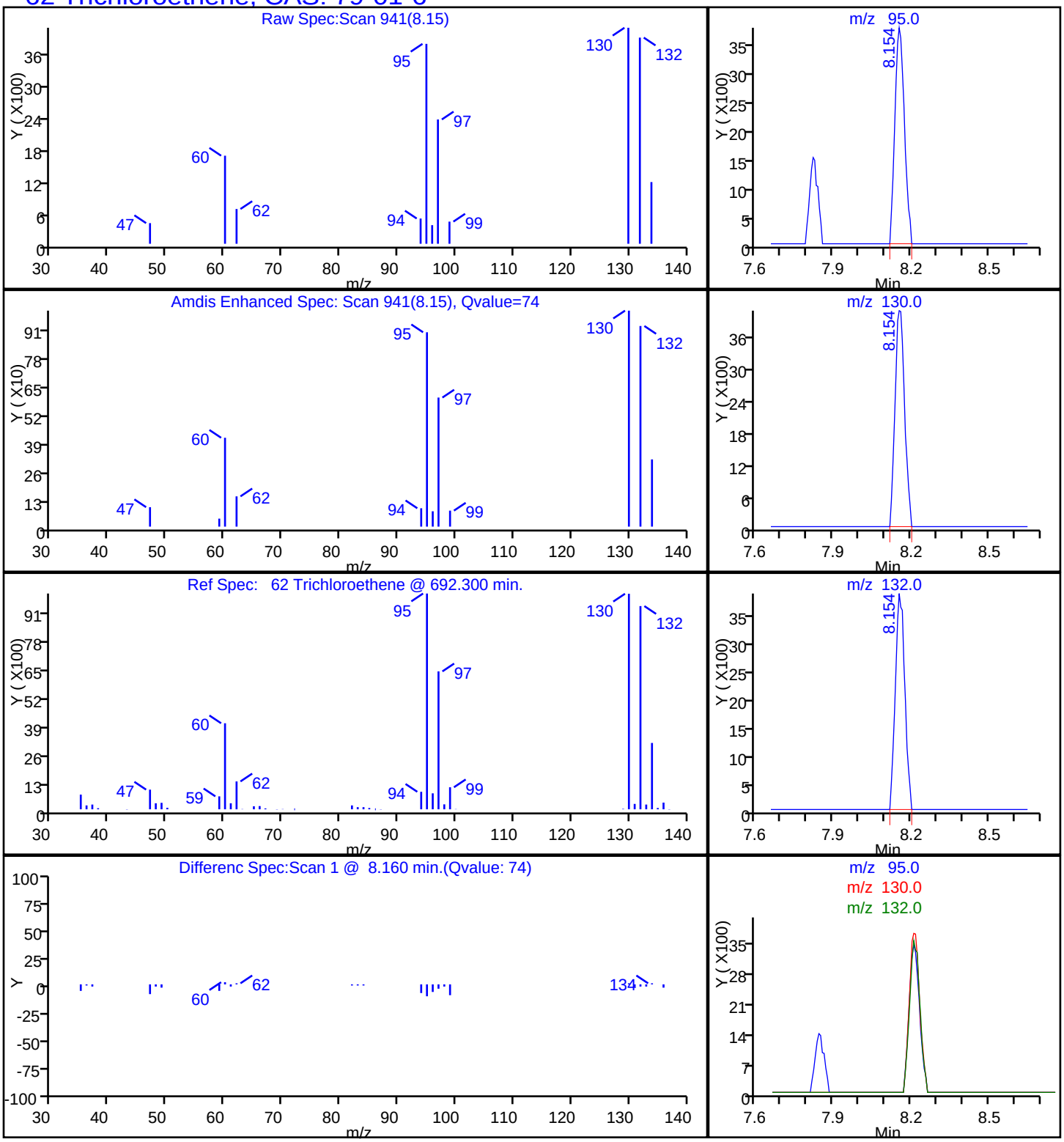

FORM I
GC/MS VOA ORGANICS ANALYSIS DATA SHEET

Lab Name: TestAmerica Buffalo | Job No.: 480-47308-1

SDG No.:

Client Sample ID: PZ-13R | Lab Sample ID: 480-47308-16

Matrix: Water | Lab File ID: P2754.D

Analysis Method: 8260C | Date Collected: 10/03/2013 12:20

Sample wt/vol: 5(mL) | Date Analyzed: 10/16/2013 06:14

Soil Aliquot Vol: | Dilution Factor: 1

Soil Extract Vol.: | GC Column: ZB-624 (60) ID: 0.25(mm)

% Moisture: | Level: (low/med) Low

Analysis Batch No.: 145143 | Units: ug/L

CAS NO.	COMPOUND NAME	RESULT	Q	RL	MDL
71-55-6	1,1,1-Trichloroethane	ND		1.0	0.82
79-34-5	1,1,2,2-Tetrachloroethane	ND		1.0	0.21
76-13-1	1,1,2-Trichloro-1,2,2-trifluoroethane	ND		1.0	0.31
79-00-5	1,1,2-Trichloroethane	ND		1.0	0.23
75-34-3	1,1-Dichloroethane	ND		1.0	0.38
75-35-4	1,1-Dichloroethene	ND		1.0	0.29
120-82-1	1,2,4-Trichlorobenzene	ND		1.0	0.41
96-12-8	1,2-Dibromo-3-Chloropropane	ND		1.0	0.39
106-93-4	1,2-Dibromoethane	ND		1.0	0.73
95-50-1	1,2-Dichlorobenzene	ND		1.0	0.79
107-06-2	1,2-Dichloroethane	ND		1.0	0.21
78-87-5	1,2-Dichloropropane	ND		1.0	0.72
541-73-1	1,3-Dichlorobenzene	ND		1.0	0.78
106-46-7	1,4-Dichlorobenzene	ND		1.0	0.84
78-93-3	2-Butanone (MEK)	ND		10	1.3
591-78-6	2-Hexanone	ND		5.0	1.2
108-10-1	4-Methyl-2-pentanone (MIBK)	ND		5.0	2.1
67-64-1	Acetone	ND		10	3.0
71-43-2	Benzene	ND		1.0	0.41
75-27-4	Bromodichloromethane	ND		1.0	0.39
75-25-2	Bromoform	ND		1.0	0.26
74-83-9	Bromomethane	ND		1.0	0.69
75-15-0	Carbon disulfide	ND		1.0	0.19
56-23-5	Carbon tetrachloride	ND		1.0	0.27
108-90-7	Chlorobenzene	ND		1.0	0.75
75-00-3	Chloroethane	ND		1.0	0.32
67-66-3	Chloroform	ND		1.0	0.34
74-87-3	Chloromethane	ND		1.0	0.35
156-59-2	cis-1,2-Dichloroethene	1.7		1.0	0.81
10061-01-5	cis-1,3-Dichloropropene	ND		1.0	0.36
110-82-7	Cyclohexane	ND		1.0	0.18
124-48-1	Dibromochloromethane	ND		1.0	0.32
75-71-8	Dichlorodifluoromethane	ND		1.0	0.68
100-41-4	Ethylbenzene	ND		1.0	0.74
98-82-8	Isopropylbenzene	ND		1.0	0.79

FORM I
GC/MS VOA ORGANICS ANALYSIS DATA SHEET

Lab Name: TestAmerica Buffalo | Job No.: 480-47308-1

SDG No.:

Client Sample ID: PZ-13R | Lab Sample ID: 480-47308-16

Matrix: Water | Lab File ID: P2754.D

Analysis Method: 8260C | Date Collected: 10/03/2013 12:20

Sample wt/vol: 5(mL) | Date Analyzed: 10/16/2013 06:14

Soil Aliquot Vol: | Dilution Factor: 1

Soil Extract Vol.: | GC Column: ZB-624 (60) ID: 0.25(mm)

% Moisture: | Level: (low/med) Low

Analysis Batch No.: 145143 | Units: ug/L

CAS NO.	COMPOUND NAME	RESULT	Q	RL	MDL
79-20-9	Methyl acetate	ND		1.0	0.50
1634-04-4	Methyl tert-butyl ether	ND		1.0	0.16
108-87-2	Methylcyclohexane	ND		1.0	0.16
75-09-2	Methylene Chloride	ND		1.0	0.44
179601-23-1	m-Xylene & p-Xylene	ND		1.0	0.66
95-47-6	o-Xylene	ND		1.0	0.76
100-42-5	Styrene	ND		1.0	0.73
127-18-4	Tetrachloroethene	0.59	J	1.0	0.36
108-88-3	Toluene	ND		1.0	0.51
156-60-5	trans-1,2-Dichloroethene	ND		1.0	0.90
10061-02-6	trans-1,3-Dichloropropene	ND		1.0	0.37
79-01-6	Trichloroethene	4.2		1.0	0.46
75-69-4	Trichlorofluoromethane	ND		1.0	0.88
75-01-4	Vinyl chloride	ND		1.0	0.90
1330-20-7	Xylenes, Total	ND		1.0	0.66

CAS NO.	SURROGATE	%REC	Q	LIMITS
17060-07-0	1,2-Dichloroethane-d4 (Surr)	109		66-137
460-00-4	4-Bromofluorobenzene (Surr)	95		73-120
2037-26-5	Toluene-d8 (Surr)	93		71-126

TestAmerica Buffalo
Target Compound Quantitation Report

Data File: \\Bufchrom\ChromData\HP5973P\20131015-26241.b\P2754.D
Lims ID: 480-47308-A-16 Lab Sample ID:
Client ID: PZ-13R
Sample Type: Client
Inject. Date: 16-Oct-2013 06:14:30 ALS Bottle#: 18 Worklist Smp#: 23
Purge Vol: 5.000 mL Dil. Factor: 1.0000
Sample Info: 480-47308-A-16
Misc. Info.: 480-0026241-023 =480-0026241-023
Operator ID: CDC Instrument ID: HP5973P

Method: \\Bufchrom\ChromData\HP5973P\20131015-26241.b\P-8260H2O.m
Limit Group: MV - 8260C ICAL
Last Update: 16-Oct-2013 07:52:09 Calib Date: 30-Sep-2013 22:31:30
Integrator: RTE ID Type: Deconvolution ID
Quant Method: Internal Standard Quant By: Initial Calibration
Last ICal File: \\Bufchrom\ChromData\HP5973P\20130930-25739.b\P2168.D

Column 1 : ZB-624 (0.25 mm) Detector MS SCAN
Process Host: XAWRK010

First Level Reviewer: quirkp Date: 16-Oct-2013 07:54:40

Compound	Sig	RT (min.)	Adj RT (min.)	Dlt RT (min.)	Q	Response	On-Col Amt ug/L	Flags
* 1 1,4-Difluorobenzene	114	7.819	7.819	0.0	91	117742	25.0	
* 2 Chlorobenzene-d5	82	11.567	11.567	0.0	78	68170	25.0	
* 3 1,4-Dichlorobenzene-d4	152	14.730	14.730	0.0	92	80105	25.0	
$ 4 1,2-Dichloroethane-d4 (Surr)	67	7.381	7.381	0.0	56	29314	27.3	
$ 5 Toluene-d8 (Surr)	98	9.626	9.626	0.0	89	147974	23.2	
$ 6 4-Bromofluorobenzene (Surr)	174	13.191	13.185	0.006	90	54964	23.8	
10 Dichlorodifluoromethane	85		2.678					
11 Chloromethane	50		2.891					
17 Vinyl chloride	62		3.074					
12 Bromomethane	94		3.482					
13 Chloroethane	64		3.579					
14 Trichlorofluoromethane	101		3.926					
16 1,1,2-Trichloro-1,2,2-trifluoroe	101		4.461					
25 1,1-Dichloroethene	96		4.479					
24 Acetone	43		4.546					
27 Carbon disulfide	76		4.771					
30 Methyl acetate	43		4.875					
31 Methylene Chloride	84		5.039					
32 Methyl tert-butyl ether	73		5.270					
35 trans-1,2-Dichloroethene	96		5.313					
40 1,1-Dichloroethane	63		5.793					
44 2-Butanone (MEK)	43		6.426					
43 cis-1,2-Dichloroethene	96	6.444	6.444	0.0	14	4035	1.72	
49 Chloroform	83		6.791					
52 1,1,1-Trichloroethane	97		6.998					
54 Cyclohexane	56		7.046					
55 Carbon tetrachloride	117		7.174					
57 Benzene	78		7.424					
60 1,2-Dichloroethane	62		7.472					
62 Trichloroethene	95	8.154	8.154	0.0	74	8889	4.20	
64 Methylcyclohexane	83		8.348					

Compound	Sig	RT (min.)	Adj RT (min.)	Dlt RT (min.)	Q	Response	On-Col Amt ug/L	Flags
63 1,2-Dichloropropane	63		8.452					
70 Dichlorobromomethane	83		8.786					
73 cis-1,3-Dichloropropene	75		9.310					
75 4-Methyl-2-pentanone (MIBK)	43		9.450					
76 Toluene	92		9.711					
78 trans-1,3-Dichloropropene	75		10.009					
79 1,1,2-Trichloroethane	83		10.271					
80 Tetrachloroethene	166	10.429	10.423	0.006	31	1598	0.5932	
83 2-Hexanone	43		10.520					
81 Chlorodibromomethane	129		10.824					
85 Ethylene Dibromide	107		10.995					
87 Chlorobenzene	112		11.603					
89 Ethylbenzene	91		11.694					
90 m-Xylene & p-Xylene	106		11.853					
93 o-Xylene	106		12.424					
94 Styrene	104		12.449					
92 Bromoform	173		12.802					
95 Isopropylbenzene	105		12.911					
97 1,1,2,2-Tetrachloroethane	83		13.398					
110 1,3-Dichlorobenzene	146		14.645					
111 1,4-Dichlorobenzene	146		14.760					
116 1,2-Dichlorobenzene	146		15.253					
117 1,2-Dibromo-3-Chloropropane	75		16.245					
119 1,2,4-Trichlorobenzene	180		17.188					
S 126 Xylenes, Total	1		30.000					

Report Date: 16-Oct-2013 07:54:41 Chrom Revision: 2.1 30-Sep-2013 13:45:28

TestAmerica Buffalo

Data File:	\\Bufchrom\ChromData\HP5973P\20131015-26241.b\P2754.D				
Injection Date:	16-Oct-2013 06:14:30	Instrument ID:	HP5973P	Operator ID:	CDC
Lims ID:	480-47308-A-16	Lab Sample ID:		Worklist Smp#:	23
Client ID:	PZ-13R				
Purge Vol:	5.000 mL	Dil. Factor:	1.0000	ALS Bottle#:	18
Method:	P-8260H2O	Limit Group:	MV - 8260C ICAL		

Column: ZB-624 (0.25 mm)

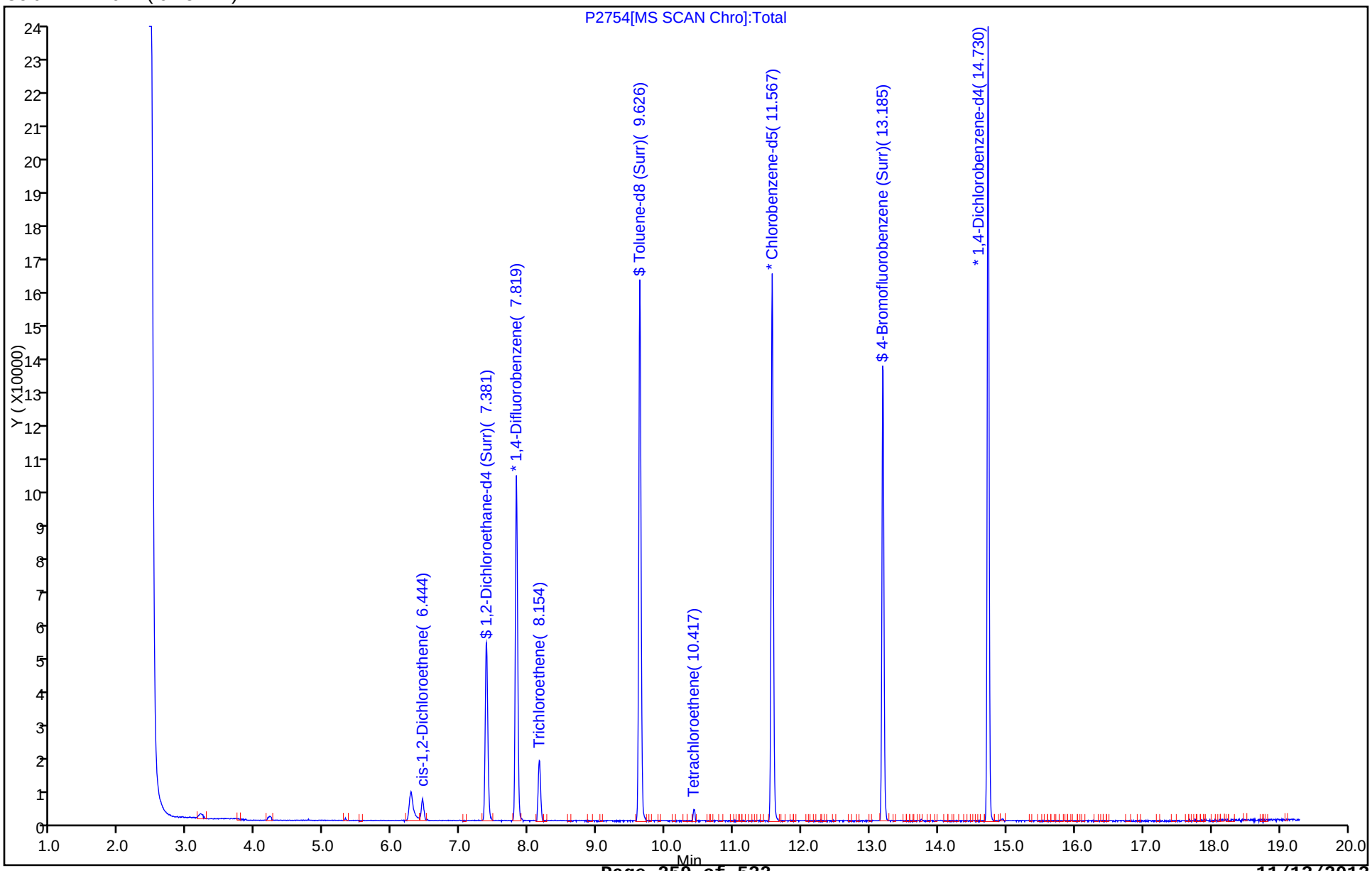

Report Date: 16-Oct-2013 07:54:41 Chrom Revision: 2.1 30-Sep-2013 13:45:28

TestAmerica Buffalo

Data File:	\\Bufchrom\ChromData\HP5973P\20131015-26241.b\P2754.D				
Injection Date:	16-Oct-2013 06:14:30	Instrument ID:	HP5973P		
Lims ID:	480-47308-A-16	Lab Sample ID:			
Client ID:	PZ-13R				
Operator ID:	CDC	ALS Bottle#:	18	Worklist Smp#:	23
Purge Vol:	5.000 mL	Dil. Factor:	1.0000		
Method:	P-8260H2O	Limit Group:	MV - 8260C ICAL		
Column:	ZB-624 (0.25 mm)	Detector	MS SCAN		

43 cis-1,2-Dichloroethene, CAS: 156-59-2

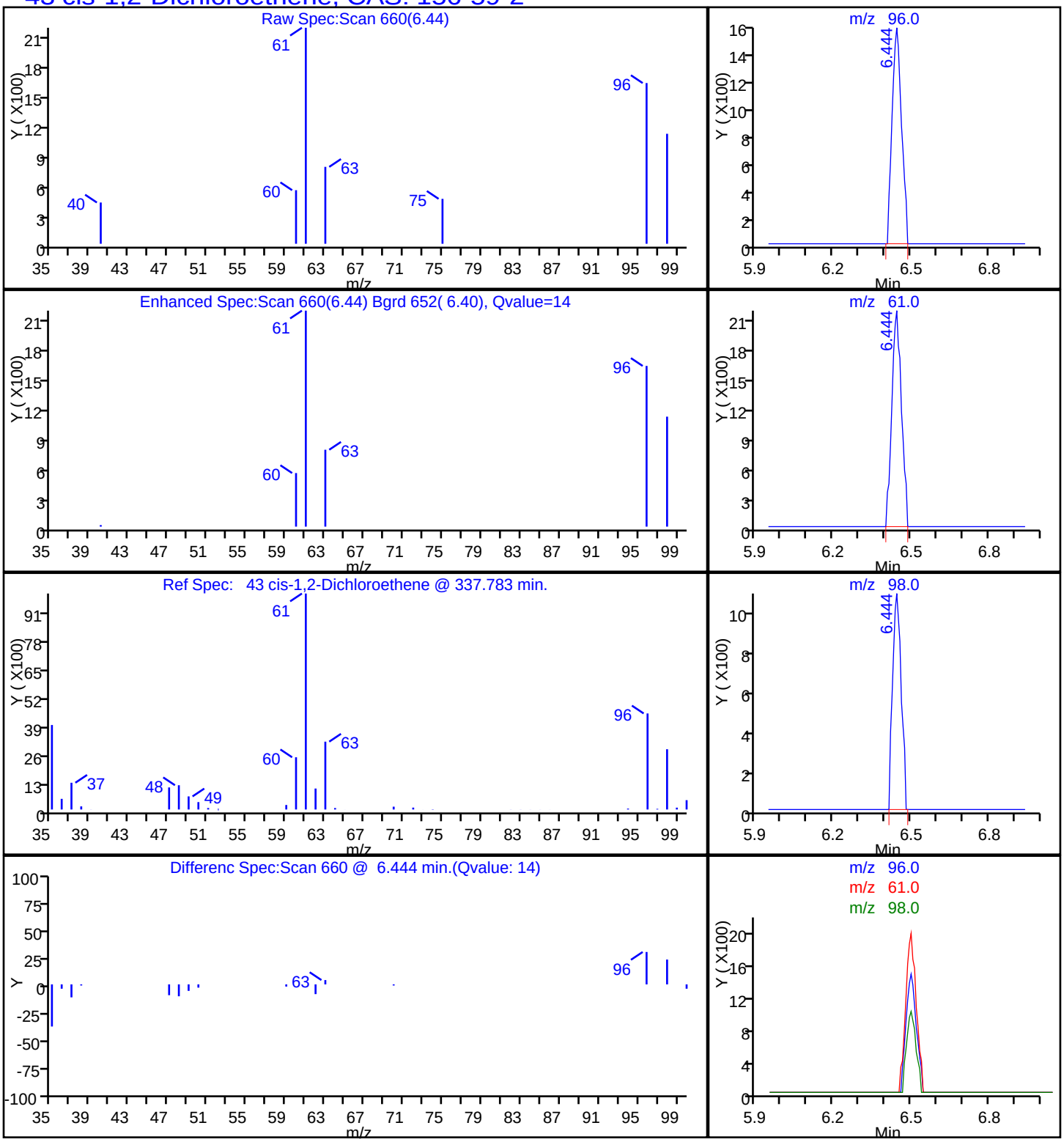

Report Date: 16-Oct-2013 07:54:41 Chrom Revision: 2.1 30-Sep-2013 13:45:28

TestAmerica Buffalo

Data File:	\\Bufchrom\ChromData\HP5973P\20131015-26241.b\P2754.D				
Injection Date:	16-Oct-2013 06:14:30	Instrument ID:	HP5973P		
Lims ID:	480-47308-A-16	Lab Sample ID:			
Client ID:	PZ-13R				
Operator ID:	CDC	ALS Bottle#:	18	Worklist Smp#:	23
Purge Vol:	5.000 mL	Dil. Factor:	1.0000		
Method:	P-8260H2O	Limit Group:	MV - 8260C ICAL		
Column:	ZB-624 (0.25 mm)	Detector	MS SCAN		

80 Tetrachloroethene, CAS: 127-18-4

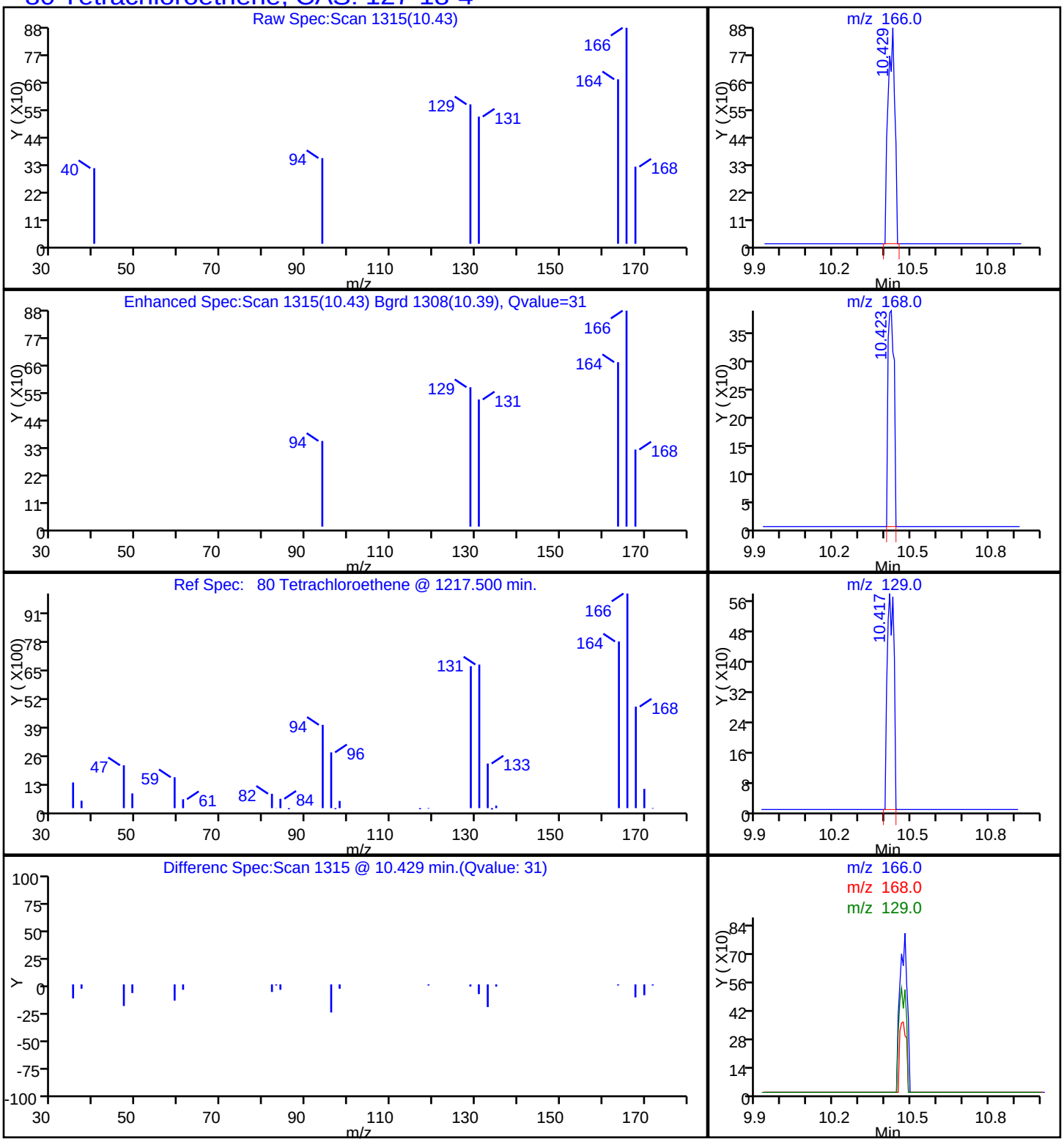

Report Date: 16-Oct-2013 07:54:41 Chrom Revision: 2.1 30-Sep-2013 13:45:28

TestAmerica Buffalo

Data File:	\\Bufchrom\ChromData\HP5973P\20131015-26241.b\P2754.D				
Injection Date:	16-Oct-2013 06:14:30	Instrument ID:	HP5973P		
Lims ID:	480-47308-A-16	Lab Sample ID:			
Client ID:	PZ-13R				
Operator ID:	CDC	ALS Bottle#:	18	Worklist Smp#:	23
Purge Vol:	5.000 mL	Dil. Factor:	1.0000		
Method:	P-8260H2O	Limit Group:	MV - 8260C ICAL		
Column:	ZB-624 (0.25 mm)	Detector	MS SCAN		

62 Trichloroethene, CAS: 79-01-6

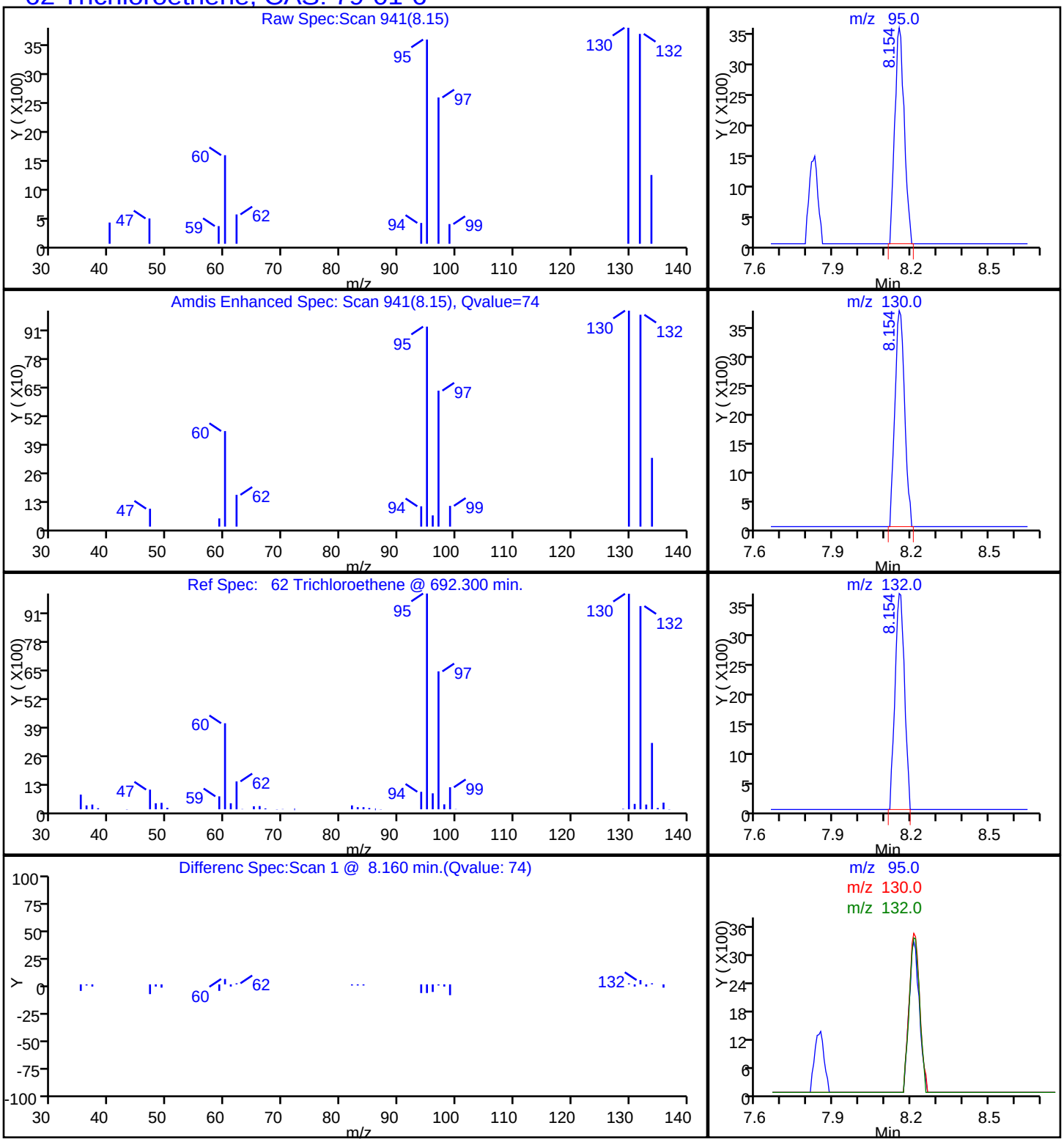

FORM I
GC/MS VOA ORGANICS ANALYSIS DATA SHEET

Lab Name: TestAmerica Buffalo | Job No.: 480-47308-1

SDG No.:

Client Sample ID: PZ-18 | Lab Sample ID: 480-47308-17

Matrix: Water | Lab File ID: P2755.D

Analysis Method: 8260C | Date Collected: 10/04/2013 11:05

Sample wt/vol: 5(mL) | Date Analyzed: 10/16/2013 06:38

Soil Aliquot Vol: | Dilution Factor: 1

Soil Extract Vol.: | GC Column: ZB-624 (60) ID: 0.25(mm)

% Moisture: | Level: (low/med) Low

Analysis Batch No.: 145143 | Units: ug/L

CAS NO.	COMPOUND NAME	RESULT	Q	RL	MDL
71-55-6	1,1,1-Trichloroethane	ND		1.0	0.82
79-34-5	1,1,2,2-Tetrachloroethane	ND		1.0	0.21
76-13-1	1,1,2-Trichloro-1,2,2-trifluoroethane	ND		1.0	0.31
79-00-5	1,1,2-Trichloroethane	ND		1.0	0.23
75-34-3	1,1-Dichloroethane	ND		1.0	0.38
75-35-4	1,1-Dichloroethene	ND		1.0	0.29
120-82-1	1,2,4-Trichlorobenzene	ND		1.0	0.41
96-12-8	1,2-Dibromo-3-Chloropropane	ND		1.0	0.39
106-93-4	1,2-Dibromoethane	ND		1.0	0.73
95-50-1	1,2-Dichlorobenzene	ND		1.0	0.79
107-06-2	1,2-Dichloroethane	ND		1.0	0.21
78-87-5	1,2-Dichloropropane	ND		1.0	0.72
541-73-1	1,3-Dichlorobenzene	ND		1.0	0.78
106-46-7	1,4-Dichlorobenzene	ND		1.0	0.84
78-93-3	2-Butanone (MEK)	ND		10	1.3
591-78-6	2-Hexanone	ND		5.0	1.2
108-10-1	4-Methyl-2-pentanone (MIBK)	ND		5.0	2.1
67-64-1	Acetone	ND		10	3.0
71-43-2	Benzene	ND		1.0	0.41
75-27-4	Bromodichloromethane	ND		1.0	0.39
75-25-2	Bromoform	ND		1.0	0.26
74-83-9	Bromomethane	ND		1.0	0.69
75-15-0	Carbon disulfide	ND		1.0	0.19
56-23-5	Carbon tetrachloride	ND		1.0	0.27
108-90-7	Chlorobenzene	ND		1.0	0.75
75-00-3	Chloroethane	ND		1.0	0.32
67-66-3	Chloroform	ND		1.0	0.34
74-87-3	Chloromethane	ND		1.0	0.35
156-59-2	cis-1,2-Dichloroethene	ND		1.0	0.81
10061-01-5	cis-1,3-Dichloropropene	ND		1.0	0.36
110-82-7	Cyclohexane	ND		1.0	0.18
124-48-1	Dibromochloromethane	ND		1.0	0.32
75-71-8	Dichlorodifluoromethane	ND		1.0	0.68
100-41-4	Ethylbenzene	ND		1.0	0.74
98-82-8	Isopropylbenzene	ND		1.0	0.79

FORM I
GC/MS VOA ORGANICS ANALYSIS DATA SHEET

Lab Name: TestAmerica Buffalo | Job No.: 480-47308-1

SDG No.:

Client Sample ID: PZ-18 | Lab Sample ID: 480-47308-17

Matrix: Water | Lab File ID: P2755.D

Analysis Method: 8260C | Date Collected: 10/04/2013 11:05

Sample wt/vol: 5(mL) | Date Analyzed: 10/16/2013 06:38

Soil Aliquot Vol: | Dilution Factor: 1

Soil Extract Vol.: | GC Column: ZB-624 (60) ID: 0.25(mm)

% Moisture: | Level: (low/med) Low

Analysis Batch No.: 145143 | Units: ug/L

CAS NO.	COMPOUND NAME	RESULT	Q	RL	MDL
79-20-9	Methyl acetate	ND		1.0	0.50
1634-04-4	Methyl tert-butyl ether	ND		1.0	0.16
108-87-2	Methylcyclohexane	ND		1.0	0.16
75-09-2	Methylene Chloride	ND		1.0	0.44
179601-23-1	m-Xylene & p-Xylene	ND		1.0	0.66
95-47-6	o-Xylene	ND		1.0	0.76
100-42-5	Styrene	ND		1.0	0.73
127-18-4	Tetrachloroethene	ND		1.0	0.36
108-88-3	Toluene	ND		1.0	0.51
156-60-5	trans-1,2-Dichloroethene	ND		1.0	0.90
10061-02-6	trans-1,3-Dichloropropene	ND		1.0	0.37
79-01-6	Trichloroethene	ND		1.0	0.46
75-69-4	Trichlorofluoromethane	ND		1.0	0.88
75-01-4	Vinyl chloride	ND		1.0	0.90
1330-20-7	Xylenes, Total	ND		1.0	0.66

CAS NO.	SURROGATE	%REC	Q	LIMITS
17060-07-0	1,2-Dichloroethane-d4 (Surr)	113		66-137
460-00-4	4-Bromofluorobenzene (Surr)	98		73-120
2037-26-5	Toluene-d8 (Surr)	95		71-126

TestAmerica Buffalo
Target Compound Quantitation Report

Data File: \\Bufchrom\ChromData\HP5973P\20131015-26241.b\P2755.D
Lims ID: 480-47308-A-17 Lab Sample ID:
Client ID: PZ-18
Sample Type: Client
Inject. Date: 16-Oct-2013 06:38:30 ALS Bottle#: 19 Worklist Smp#: 24
Purge Vol: 5.000 mL Dil. Factor: 1.0000
Sample Info: 480-47308-A-17
Misc. Info.: 480-0026241-024 =480-0026241-024
Operator ID: CDC Instrument ID: HP5973P

Method: \\Bufchrom\ChromData\HP5973P\20131015-26241.b\P-8260H2O.m
Limit Group: MV - 8260C ICAL
Last Update: 16-Oct-2013 07:52:09 Calib Date: 30-Sep-2013 22:31:30
Integrator: RTE ID Type: Deconvolution ID
Quant Method: Internal Standard Quant By: Initial Calibration
Last ICal File: \\Bufchrom\ChromData\HP5973P\20130930-25739.b\P2168.D

Column 1 : ZB-624 (0.25 mm) Detector MS SCAN
Process Host: XAWRK010

First Level Reviewer: quirkp Date: 16-Oct-2013 07:54:48

Compound	Sig	RT (min.)	Adj RT (min.)	Dlt RT (min.)	Q	Response	On-Col Amt ug/L	Flags
* 1 1,4-Difluorobenzene	114	7.819	7.819	0.0	91	114142	25.0	
* 2 Chlorobenzene-d5	82	11.566	11.567	-0.001	76	66254	25.0	
* 3 1,4-Dichlorobenzene-d4	152	14.730	14.730	0.0	92	78039	25.0	
$ 4 1,2-Dichloroethane-d4 (Surr)	67	7.381	7.381	0.0	57	29367	28.2	
$ 5 Toluene-d8 (Surr)	98	9.626	9.626	0.0	88	146863	23.7	
$ 6 4-Bromofluorobenzene (Surr)	174	13.191	13.185	0.006	89	54962	24.5	
10 Dichlorodifluoromethane	85		2.678					
11 Chloromethane	50		2.891					
17 Vinyl chloride	62		3.074					
12 Bromomethane	94		3.482					
13 Chloroethane	64		3.579					
14 Trichlorofluoromethane	101		3.926					
16 1,1,2-Trichloro-1,2,2-trifluoroe	101		4.461					
25 1,1-Dichloroethene	96		4.479					
24 Acetone	43		4.546					
27 Carbon disulfide	76		4.771					
30 Methyl acetate	43		4.875					
31 Methylene Chloride	84		5.039					
32 Methyl tert-butyl ether	73		5.270					
35 trans-1,2-Dichloroethene	96		5.313					
40 1,1-Dichloroethane	63		5.793					
44 2-Butanone (MEK)	43		6.426					
43 cis-1,2-Dichloroethene	96		6.444					
49 Chloroform	83		6.791					
52 1,1,1-Trichloroethane	97		6.998					
54 Cyclohexane	56		7.046					
55 Carbon tetrachloride	117		7.174					
57 Benzene	78		7.424					
60 1,2-Dichloroethane	62		7.472					
62 Trichloroethene	95		8.154					
64 Methylcyclohexane	83		8.348					

Compound	Sig	RT (min.)	Adj RT (min.)	Dlt RT (min.)	Q	Response	On-Col Amt ug/L	Flags
63 1,2-Dichloropropane	63		8.452					
70 Dichlorobromomethane	83		8.786					
73 cis-1,3-Dichloropropene	75		9.310					
75 4-Methyl-2-pentanone (MIBK)	43		9.450					
76 Toluene	92		9.711					
78 trans-1,3-Dichloropropene	75		10.009					
79 1,1,2-Trichloroethane	83		10.271					
80 Tetrachloroethene	166		10.423					
83 2-Hexanone	43		10.520					
81 Chlorodibromomethane	129		10.824					
85 Ethylene Dibromide	107		10.995					
87 Chlorobenzene	112		11.603					
89 Ethylbenzene	91		11.694					
90 m-Xylene & p-Xylene	106		11.853					
93 o-Xylene	106		12.424					
94 Styrene	104		12.449					
92 Bromoform	173		12.802					
95 Isopropylbenzene	105		12.911					
97 1,1,2,2-Tetrachloroethane	83		13.398					
110 1,3-Dichlorobenzene	146		14.645					
111 1,4-Dichlorobenzene	146		14.760					
116 1,2-Dichlorobenzene	146		15.253					
117 1,2-Dibromo-3-Chloropropane	75		16.245					
119 1,2,4-Trichlorobenzene	180		17.188					
S 126 Xylenes, Total	1		30.000					

Report Date: 16-Oct-2013 07:54:48 Chrom Revision: 2.1 30-Sep-2013 13:45:28

TestAmerica Buffalo

Data File:	\\Bufchrom\ChromData\HP5973P\20131015-26241.b\P2755.D				
Injection Date:	16-Oct-2013 06:38:30	Instrument ID:	HP5973P	Operator ID:	CDC
Lims ID:	480-47308-A-17	Lab Sample ID:		Worklist Smp#:	24
Client ID:	PZ-18				
Purge Vol:	5.000 mL	Dil. Factor:	1.0000	ALS Bottle#:	19
Method:	P-8260H2O	Limit Group:	MV - 8260C ICAL		

Column: ZB-624 (0.25 mm)

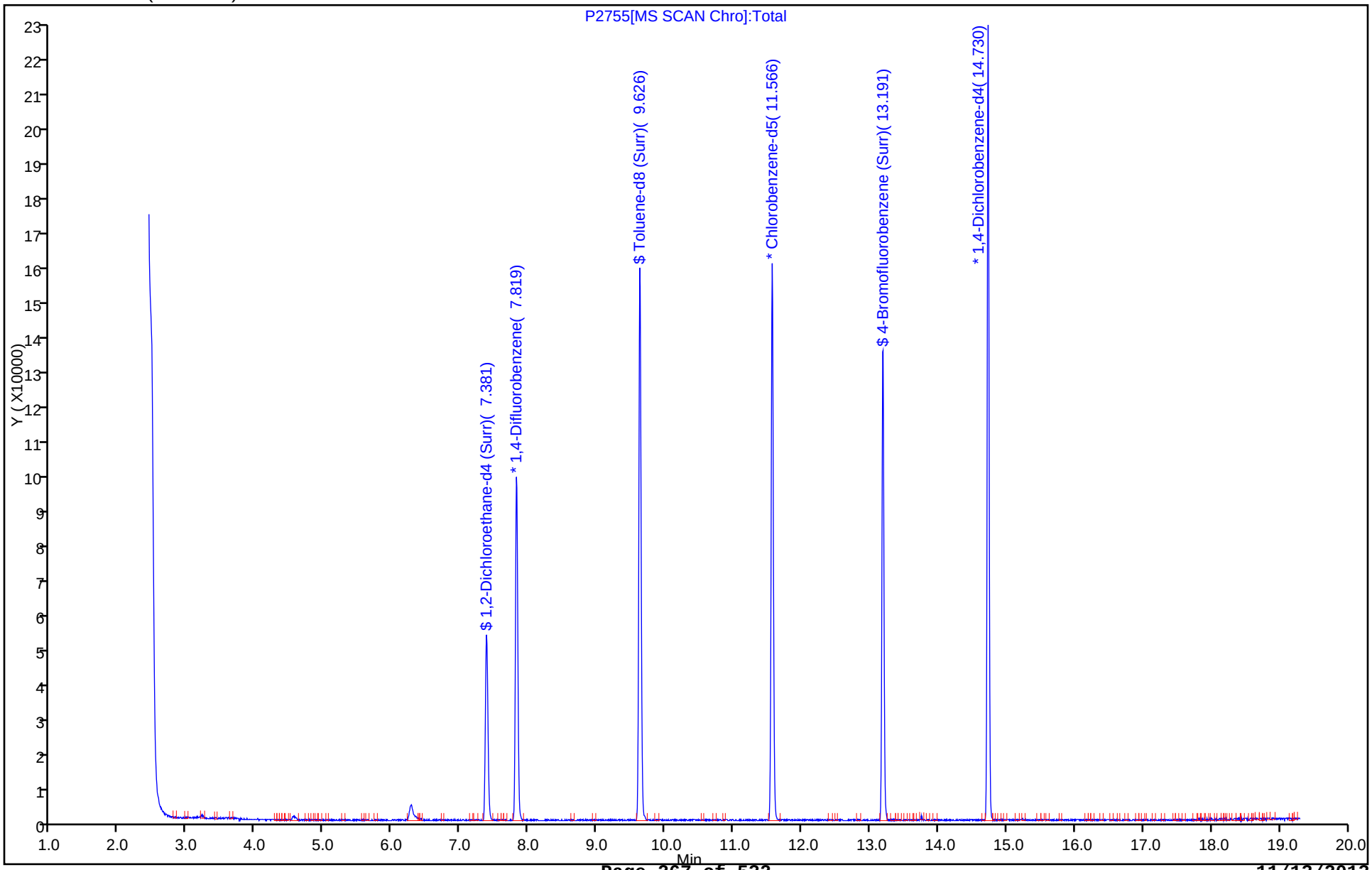

FORM I
GC/MS VOA ORGANICS ANALYSIS DATA SHEET

Lab Name: TestAmerica Buffalo | Job No.: 480-47308-1

SDG No.:

Client Sample ID: A1-PZ-2 | Lab Sample ID: 480-47308-19

Matrix: Water | Lab File ID: P2756.D

Analysis Method: 8260C | Date Collected: 10/04/2013 13:50

Sample wt/vol: 5(mL) | Date Analyzed: 10/16/2013 07:03

Soil Aliquot Vol: | Dilution Factor: 1

Soil Extract Vol.: | GC Column: ZB-624 (60) ID: 0.25(mm)

% Moisture: | Level: (low/med) Low

Analysis Batch No.: 145143 | Units: ug/L

CAS NO.	COMPOUND NAME	RESULT	Q	RL	MDL
71-55-6	1,1,1-Trichloroethane	ND		1.0	0.82
79-34-5	1,1,2,2-Tetrachloroethane	ND		1.0	0.21
76-13-1	1,1,2-Trichloro-1,2,2-trifluoroethane	ND		1.0	0.31
79-00-5	1,1,2-Trichloroethane	ND		1.0	0.23
75-34-3	1,1-Dichloroethane	ND		1.0	0.38
75-35-4	1,1-Dichloroethene	ND		1.0	0.29
120-82-1	1,2,4-Trichlorobenzene	ND		1.0	0.41
96-12-8	1,2-Dibromo-3-Chloropropane	ND		1.0	0.39
106-93-4	1,2-Dibromoethane	ND		1.0	0.73
95-50-1	1,2-Dichlorobenzene	ND		1.0	0.79
107-06-2	1,2-Dichloroethane	ND		1.0	0.21
78-87-5	1,2-Dichloropropane	ND		1.0	0.72
541-73-1	1,3-Dichlorobenzene	ND		1.0	0.78
106-46-7	1,4-Dichlorobenzene	ND		1.0	0.84
78-93-3	2-Butanone (MEK)	ND		10	1.3
591-78-6	2-Hexanone	ND		5.0	1.2
108-10-1	4-Methyl-2-pentanone (MIBK)	ND		5.0	2.1
67-64-1	Acetone	ND		10	3.0
71-43-2	Benzene	ND		1.0	0.41
75-27-4	Bromodichloromethane	ND		1.0	0.39
75-25-2	Bromoform	ND		1.0	0.26
74-83-9	Bromomethane	ND		1.0	0.69
75-15-0	Carbon disulfide	ND		1.0	0.19
56-23-5	Carbon tetrachloride	ND		1.0	0.27
108-90-7	Chlorobenzene	ND		1.0	0.75
75-00-3	Chloroethane	ND		1.0	0.32
67-66-3	Chloroform	ND		1.0	0.34
74-87-3	Chloromethane	ND		1.0	0.35
156-59-2	cis-1,2-Dichloroethene	1.1		1.0	0.81
10061-01-5	cis-1,3-Dichloropropene	ND		1.0	0.36
110-82-7	Cyclohexane	ND		1.0	0.18
124-48-1	Dibromochloromethane	ND		1.0	0.32
75-71-8	Dichlorodifluoromethane	ND		1.0	0.68
100-41-4	Ethylbenzene	ND		1.0	0.74
98-82-8	Isopropylbenzene	ND		1.0	0.79

FORM I
GC/MS VOA ORGANICS ANALYSIS DATA SHEET

Lab Name: TestAmerica Buffalo | Job No.: 480-47308-1

SDG No.:

Client Sample ID: A1-PZ-2 | Lab Sample ID: 480-47308-19

Matrix: Water | Lab File ID: P2756.D

Analysis Method: 8260C | Date Collected: 10/04/2013 13:50

Sample wt/vol: 5(mL) | Date Analyzed: 10/16/2013 07:03

Soil Aliquot Vol: | Dilution Factor: 1

Soil Extract Vol.: | GC Column: ZB-624 (60) ID: 0.25(mm)

% Moisture: | Level: (low/med) Low

Analysis Batch No.: 145143 | Units: ug/L

CAS NO.	COMPOUND NAME	RESULT	Q	RL	MDL
79-20-9	Methyl acetate	ND		1.0	0.50
1634-04-4	Methyl tert-butyl ether	ND		1.0	0.16
108-87-2	Methylcyclohexane	ND		1.0	0.16
75-09-2	Methylene Chloride	ND		1.0	0.44
179601-23-1	m-Xylene & p-Xylene	ND		1.0	0.66
95-47-6	o-Xylene	ND		1.0	0.76
100-42-5	Styrene	ND		1.0	0.73
127-18-4	Tetrachloroethene	ND		1.0	0.36
108-88-3	Toluene	ND		1.0	0.51
156-60-5	trans-1,2-Dichloroethene	ND		1.0	0.90
10061-02-6	trans-1,3-Dichloropropene	ND		1.0	0.37
79-01-6	Trichloroethene	ND		1.0	0.46
75-69-4	Trichlorofluoromethane	ND		1.0	0.88
75-01-4	Vinyl chloride	ND		1.0	0.90
1330-20-7	Xylenes, Total	ND		1.0	0.66

CAS NO.	SURROGATE	%REC	Q	LIMITS
17060-07-0	1,2-Dichloroethane-d4 (Surr)	112		66-137
460-00-4	4-Bromofluorobenzene (Surr)	96		73-120
2037-26-5	Toluene-d8 (Surr)	92		71-126

TestAmerica Buffalo
Target Compound Quantitation Report

Data File: \\Bufchrom\ChromData\HP5973P\20131015-26241.b\P2756.D
Lims ID: 480-47308-A-19 Lab Sample ID:
Client ID: A1-PZ-2
Sample Type: Client
Inject. Date: 16-Oct-2013 07:03:30 ALS Bottle#: 20 Worklist Smp#: 25
Purge Vol: 5.000 mL Dil. Factor: 1.0000
Sample Info: 480-47308-A-19
Misc. Info.: 480-0026241-025 =480-0026241-025
Operator ID: CDC Instrument ID: HP5973P

Method: \\Bufchrom\ChromData\HP5973P\20131015-26241.b\P-8260H2O.m
Limit Group: MV - 8260C ICAL
Last Update: 16-Oct-2013 07:52:09 Calib Date: 30-Sep-2013 22:31:30
Integrator: RTE ID Type: Deconvolution ID
Quant Method: Internal Standard Quant By: Initial Calibration
Last ICal File: \\Bufchrom\ChromData\HP5973P\20130930-25739.b\P2168.D

Column 1 : ZB-624 (0.25 mm) Detector MS SCAN
Process Host: XAWRK010

First Level Reviewer: quirkp Date: 16-Oct-2013 07:54:56

Compound	Sig	RT (min.)	Adj RT (min.)	Dlt RT (min.)	Q	Response	On-Col Amt ug/L	Flags
* 1 1,4-Difluorobenzene	114	7.819	7.819	0.0	91	110330	25.0	
* 2 Chlorobenzene-d5	82	11.566	11.567	-0.001	76	66116	25.0	
* 3 1,4-Dichlorobenzene-d4	152	14.730	14.730	0.0	93	77469	25.0	
$ 4 1,2-Dichloroethane-d4 (Surr)	67	7.381	7.381	0.0	57	28137	28.0	
$ 5 Toluene-d8 (Surr)	98	9.626	9.626	0.0	88	141960	23.0	
$ 6 4-Bromofluorobenzene (Surr)	174	13.191	13.185	0.006	89	53597	24.0	
10 Dichlorodifluoromethane	85		2.678					
11 Chloromethane	50		2.891					
17 Vinyl chloride	62		3.074					
12 Bromomethane	94		3.482					
13 Chloroethane	64		3.579					
14 Trichlorofluoromethane	101		3.926					
16 1,1,2-Trichloro-1,2,2-trifluoroe	101		4.461					
25 1,1-Dichloroethene	96		4.479					
24 Acetone	43		4.546					
27 Carbon disulfide	76		4.771					
30 Methyl acetate	43		4.875					
31 Methylene Chloride	84		5.039					
32 Methyl tert-butyl ether	73		5.270					
35 trans-1,2-Dichloroethene	96		5.313					
40 1,1-Dichloroethane	63		5.793					
44 2-Butanone (MEK)	43		6.426					
43 cis-1,2-Dichloroethene	96	6.444	6.444	0.0	1	2332	1.06	
49 Chloroform	83		6.791					
52 1,1,1-Trichloroethane	97		6.998					
54 Cyclohexane	56		7.046					
55 Carbon tetrachloride	117		7.174					
57 Benzene	78		7.424					
60 1,2-Dichloroethane	62		7.472					
62 Trichloroethene	95		8.154					
64 Methylcyclohexane	83		8.348					

Compound	Sig	RT (min.)	Adj RT (min.)	Dlt RT (min.)	Q	Response	On-Col Amt ug/L	Flags
63 1,2-Dichloropropane	63		8.452					
70 Dichlorobromomethane	83		8.786					
73 cis-1,3-Dichloropropene	75		9.310					
75 4-Methyl-2-pentanone (MIBK)	43		9.450					
76 Toluene	92		9.711					
78 trans-1,3-Dichloropropene	75		10.009					
79 1,1,2-Trichloroethane	83		10.271					
80 Tetrachloroethene	166		10.423					
83 2-Hexanone	43		10.520					
81 Chlorodibromomethane	129		10.824					
85 Ethylene Dibromide	107		10.995					
87 Chlorobenzene	112		11.603					
89 Ethylbenzene	91		11.694					
90 m-Xylene & p-Xylene	106		11.853					
93 o-Xylene	106		12.424					
94 Styrene	104		12.449					
92 Bromoform	173		12.802					
95 Isopropylbenzene	105		12.911					
97 1,1,2,2-Tetrachloroethane	83		13.398					
110 1,3-Dichlorobenzene	146		14.645					
111 1,4-Dichlorobenzene	146		14.760					
116 1,2-Dichlorobenzene	146		15.253					
117 1,2-Dibromo-3-Chloropropane	75		16.245					
119 1,2,4-Trichlorobenzene	180		17.188					
S 126 Xylenes, Total	1		30.000					

Report Date: 16-Oct-2013 07:54:57 Chrom Revision: 2.1 30-Sep-2013 13:45:28

TestAmerica Buffalo

Data File:	\\Bufchrom\ChromData\HP5973P\20131015-26241.b\P2756.D				
Injection Date:	16-Oct-2013 07:03:30	Instrument ID:	HP5973P	Operator ID:	CDC
Lims ID:	480-47308-A-19	Lab Sample ID:		Worklist Smp#:	25
Client ID:	A1-PZ-2				
Purge Vol:	5.000 mL	Dil. Factor:	1.0000	ALS Bottle#:	20
Method:	P-8260H2O	Limit Group:	MV - 8260C ICAL		

Column: ZB-624 (0.25 mm)

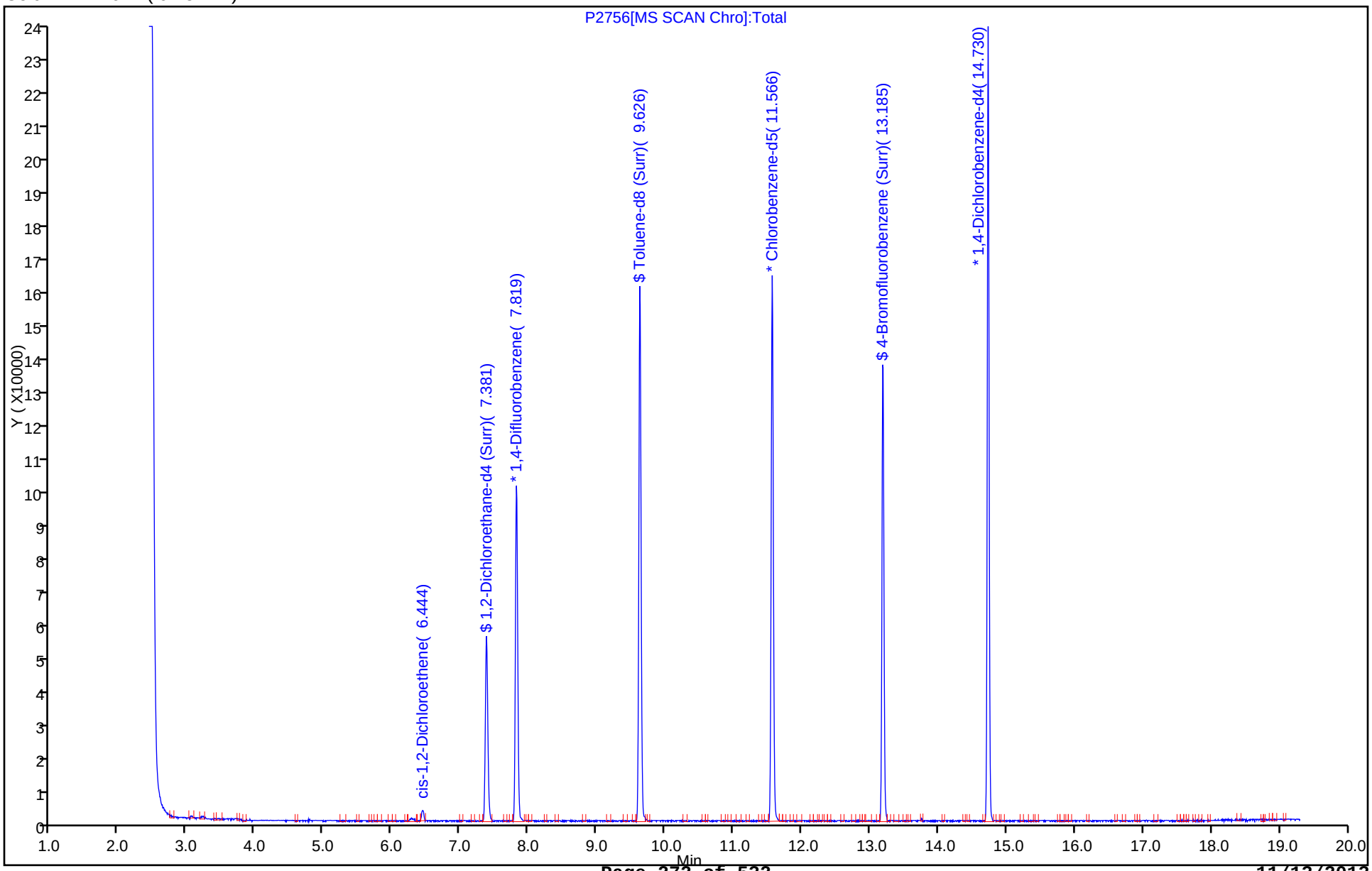

Report Date: 16-Oct-2013 07:54:57 Chrom Revision: 2.1 30-Sep-2013 13:45:28

TestAmerica Buffalo

Data File:	\\Bufchrom\ChromData\HP5973P\20131015-26241.b\P2756.D				
Injection Date:	16-Oct-2013 07:03:30	Instrument ID:	HP5973P		
Lims ID:	480-47308-A-19	Lab Sample ID:			
Client ID:	A1-PZ-2				
Operator ID:	CDC	ALS Bottle#:	20	Worklist Smp#:	25
Purge Vol:	5.000 mL	Dil. Factor:	1.0000		
Method:	P-8260H2O	Limit Group:	MV - 8260C ICAL		
Column:	ZB-624 (0.25 mm)	Detector	MS SCAN		

43 cis-1,2-Dichloroethene, CAS: 156-59-2

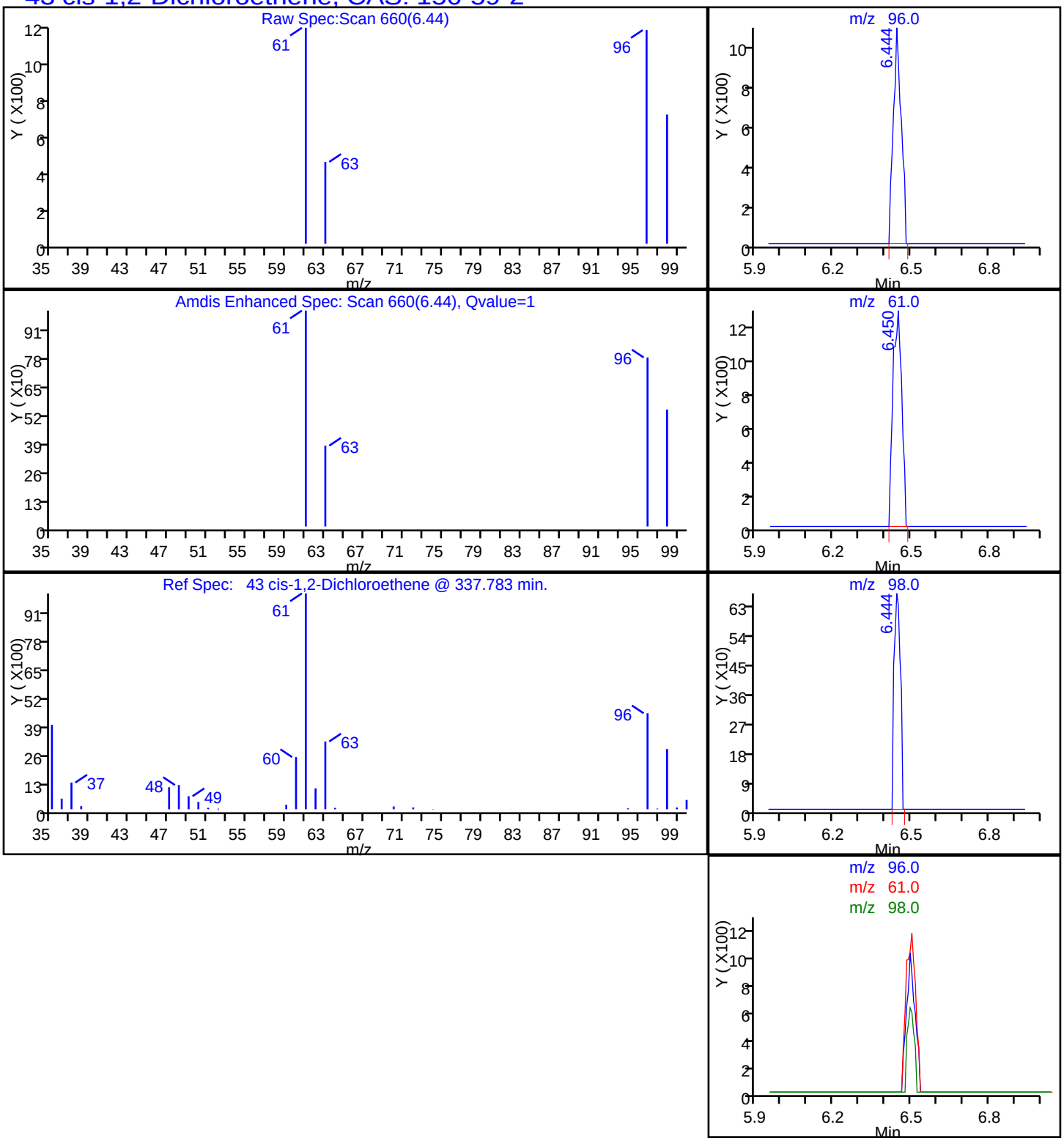

FORM I
GC/MS VOA ORGANICS ANALYSIS DATA SHEET

Lab Name: TestAmerica Buffalo | Job No.: 480-47308-1

SDG No.:

Client Sample ID: A2-PZ-1 | Lab Sample ID: 480-47308-20

Matrix: Water | Lab File ID: P2757.D

Analysis Method: 8260C | Date Collected: 10/04/2013 12:21

Sample wt/vol: 5(mL) | Date Analyzed: 10/16/2013 07:28

Soil Aliquot Vol: | Dilution Factor: 250

Soil Extract Vol.: | GC Column: ZB-624 (60) ID: 0.25(mm)

% Moisture: | Level: (low/med) Low

Analysis Batch No.: 145143 | Units: ug/L

CAS NO.	COMPOUND NAME	RESULT	Q	RL	MDL
71-55-6	1,1,1-Trichloroethane	ND		250	210
79-34-5	1,1,2,2-Tetrachloroethane	ND		250	53
76-13-1	1,1,2-Trichloro-1,2,2-trifluoroethane	550		250	78
79-00-5	1,1,2-Trichloroethane	ND		250	58
75-34-3	1,1-Dichloroethane	1200		250	95
75-35-4	1,1-Dichloroethene	ND		250	73
120-82-1	1,2,4-Trichlorobenzene	ND		250	100
96-12-8	1,2-Dibromo-3-Chloropropane	ND		250	98
106-93-4	1,2-Dibromoethane	ND		250	180
95-50-1	1,2-Dichlorobenzene	ND		250	200
107-06-2	1,2-Dichloroethane	ND		250	53
78-87-5	1,2-Dichloropropane	ND		250	180
541-73-1	1,3-Dichlorobenzene	ND		250	200
106-46-7	1,4-Dichlorobenzene	ND		250	210
78-93-3	2-Butanone (MEK)	ND		2500	330
591-78-6	2-Hexanone	ND		1300	310
108-10-1	4-Methyl-2-pentanone (MIBK)	ND		1300	530
67-64-1	Acetone	ND		2500	750
71-43-2	Benzene	ND		250	100
75-27-4	Bromodichloromethane	ND		250	98
75-25-2	Bromoform	ND		250	65
74-83-9	Bromomethane	ND		250	170
75-15-0	Carbon disulfide	ND		250	48
56-23-5	Carbon tetrachloride	ND		250	68
108-90-7	Chlorobenzene	ND		250	190
75-00-3	Chloroethane	ND		250	80
67-66-3	Chloroform	ND		250	85
74-87-3	Chloromethane	ND		250	88
156-59-2	cis-1,2-Dichloroethene	24000		250	200
10061-01-5	cis-1,3-Dichloropropene	ND		250	90
110-82-7	Cyclohexane	ND		250	45
124-48-1	Dibromochloromethane	ND		250	80
75-71-8	Dichlorodifluoromethane	560		250	170
100-41-4	Ethylbenzene	ND		250	190
98-82-8	Isopropylbenzene	ND		250	200

FORM I
GC/MS VOA ORGANICS ANALYSIS DATA SHEET

Lab Name: TestAmerica Buffalo | Job No.: 480-47308-1

SDG No.:

Client Sample ID: A2-PZ-1 | Lab Sample ID: 480-47308-20

Matrix: Water | Lab File ID: P2757.D

Analysis Method: 8260C | Date Collected: 10/04/2013 12:21

Sample wt/vol: 5(mL) | Date Analyzed: 10/16/2013 07:28

Soil Aliquot Vol: | Dilution Factor: 250

Soil Extract Vol.: | GC Column: ZB-624 (60) ID: 0.25(mm)

% Moisture: | Level: (low/med) Low

Analysis Batch No.: 145143 | Units: ug/L

CAS NO.	COMPOUND NAME	RESULT	Q	RL	MDL
79-20-9	Methyl acetate	ND		250	130
1634-04-4	Methyl tert-butyl ether	ND		250	40
108-87-2	Methylcyclohexane	ND		250	40
75-09-2	Methylene Chloride	ND		250	110
179601-23-1	m-Xylene & p-Xylene	ND		250	170
95-47-6	o-Xylene	ND		250	190
100-42-5	Styrene	ND		250	180
127-18-4	Tetrachloroethene	ND		250	90
108-88-3	Toluene	ND		250	130
156-60-5	trans-1,2-Dichloroethene	ND		250	230
10061-02-6	trans-1,3-Dichloropropene	ND		250	93
79-01-6	Trichloroethene	1300		250	120
75-69-4	Trichlorofluoromethane	ND		250	220
75-01-4	Vinyl chloride	1300		250	230
1330-20-7	Xylenes, Total	ND		250	170

CAS NO.	SURROGATE	%REC	Q	LIMITS
17060-07-0	1,2-Dichloroethane-d4 (Surr)	115		66-137
460-00-4	4-Bromofluorobenzene (Surr)	98		73-120
2037-26-5	Toluene-d8 (Surr)	95		71-126

TestAmerica Buffalo
Target Compound Quantitation Report

Data File: \\Bufchrom\ChromData\HP5973P\20131015-26241.b\P2757.D
Lims ID: 480-47308-A-20 Lab Sample ID:
Client ID: A2-PZ-1
Sample Type: Client
Inject. Date: 16-Oct-2013 07:28:30 ALS Bottle#: 21 Worklist Smp#: 26
Purge Vol: 5.000 mL Dil. Factor: 250.0000
Sample Info: 480-47308-A-20
Misc. Info.: 480-0026241-026 =480-0026241-026
Operator ID: CDC Instrument ID: HP5973P

Method: \\Bufchrom\ChromData\HP5973P\20131015-26241.b\P-8260H2O.m
Limit Group: MV - 8260C ICAL
Last Update: 16-Oct-2013 07:52:09 Calib Date: 30-Sep-2013 22:31:30
Integrator: RTE ID Type: Deconvolution ID
Quant Method: Internal Standard Quant By: Initial Calibration
Last ICal File: \\Bufchrom\ChromData\HP5973P\20130930-25739.b\P2168.D

Column 1 : ZB-624 (0.25 mm) Detector MS SCAN
Process Host: XAWRK010

First Level Reviewer: quirkp Date: 16-Oct-2013 07:55:28

Compound	Sig	RT (min.)	Adj RT (min.)	Dlt RT (min.)	Q	Response	On-Col Amt ug/L	Flags
* 1 1,4-Difluorobenzene	114	7.819	7.819	0.0	91	109967	25.0	
* 2 Chlorobenzene-d5	82	11.566	11.567	-0.001	76	62950	25.0	
* 3 1,4-Dichlorobenzene-d4	152	14.730	14.730	0.0	93	75856	25.0	
$ 4 1,2-Dichloroethane-d4 (Surr)	67	7.381	7.381	0.0	57	28961	28.9	
$ 5 Toluene-d8 (Surr)	98	9.626	9.626	0.0	88	139098	23.6	
$ 6 4-Bromofluorobenzene (Surr)	174	13.191	13.185	0.006	89	52260	24.6	
10 Dichlorodifluoromethane	85	2.624	2.678	-0.054	10	4228	2.25	
11 Chloromethane	50		2.891					
17 Vinyl chloride	62	3.068	3.074	-0.006	34	9480	5.21	
12 Bromomethane	94		3.482					
13 Chloroethane	64		3.579					
14 Trichlorofluoromethane	101		3.926					
16 1,1,2-Trichloro-1,2,2-trifluoroe	101	4.455	4.461	-0.006	8	5141	2.21	
25 1,1-Dichloroethene	96		4.479					
24 Acetone	43		4.546					
27 Carbon disulfide	76		4.771					
30 Methyl acetate	43		4.875					
31 Methylene Chloride	84		5.039					
32 Methyl tert-butyl ether	73		5.270					
35 trans-1,2-Dichloroethene	96		5.313					
40 1,1-Dichloroethane	63	5.793	5.793	0.0	46	16707	4.74	
44 2-Butanone (MEK)	43		6.426					
43 cis-1,2-Dichloroethene	96	6.444	6.444	0.0	68	210415	96.2	
49 Chloroform	83		6.791					
52 1,1,1-Trichloroethane	97		6.998					
54 Cyclohexane	56		7.046					
55 Carbon tetrachloride	117		7.174					
57 Benzene	78		7.424					
60 1,2-Dichloroethane	62		7.472					
62 Trichloroethene	95	8.154	8.154	0.0	74	10412	5.26	
64 Methylcyclohexane	83		8.348					

Compound	Sig	RT (min.)	Adj RT (min.)	Dlt RT (min.)	Q	Response	On-Col Amt ug/L	Flags
63 1,2-Dichloropropane	63		8.452					
70 Dichlorobromomethane	83		8.786					
73 cis-1,3-Dichloropropene	75		9.310					
75 4-Methyl-2-pentanone (MIBK)	43		9.450					
76 Toluene	92		9.711					
78 trans-1,3-Dichloropropene	75		10.009					
79 1,1,2-Trichloroethane	83		10.271					
80 Tetrachloroethene	166		10.423					
83 2-Hexanone	43		10.520					
81 Chlorodibromomethane	129		10.824					
85 Ethylene Dibromide	107		10.995					
87 Chlorobenzene	112		11.603					
89 Ethylbenzene	91		11.694					
90 m-Xylene & p-Xylene	106		11.853					
93 o-Xylene	106		12.424					
94 Styrene	104		12.449					
92 Bromoform	173		12.802					
95 Isopropylbenzene	105		12.911					
97 1,1,2,2-Tetrachloroethane	83		13.398					
110 1,3-Dichlorobenzene	146		14.645					
111 1,4-Dichlorobenzene	146		14.760					
116 1,2-Dichlorobenzene	146		15.253					
117 1,2-Dibromo-3-Chloropropane	75		16.245					
119 1,2,4-Trichlorobenzene	180		17.188					
S 126 Xylenes, Total	1		30.000					

Report Date: 16-Oct-2013 07:55:28 Chrom Revision: 2.1 30-Sep-2013 13:45:28

TestAmerica Buffalo

Data File:	\\Bufchrom\ChromData\HP5973P\20131015-26241.b\P2757.D				
Injection Date:	16-Oct-2013 07:28:30	Instrument ID:	HP5973P	Operator ID:	CDC
Lims ID:	480-47308-A-20	Lab Sample ID:		Worklist Smp#:	26
Client ID:	A2-PZ-1				
Purge Vol:	5.000 mL	Dil. Factor:	250.0000	ALS Bottle#:	21
Method:	P-8260H2O	Limit Group:	MV - 8260C ICAL		

Column: ZB-624 (0.25 mm)

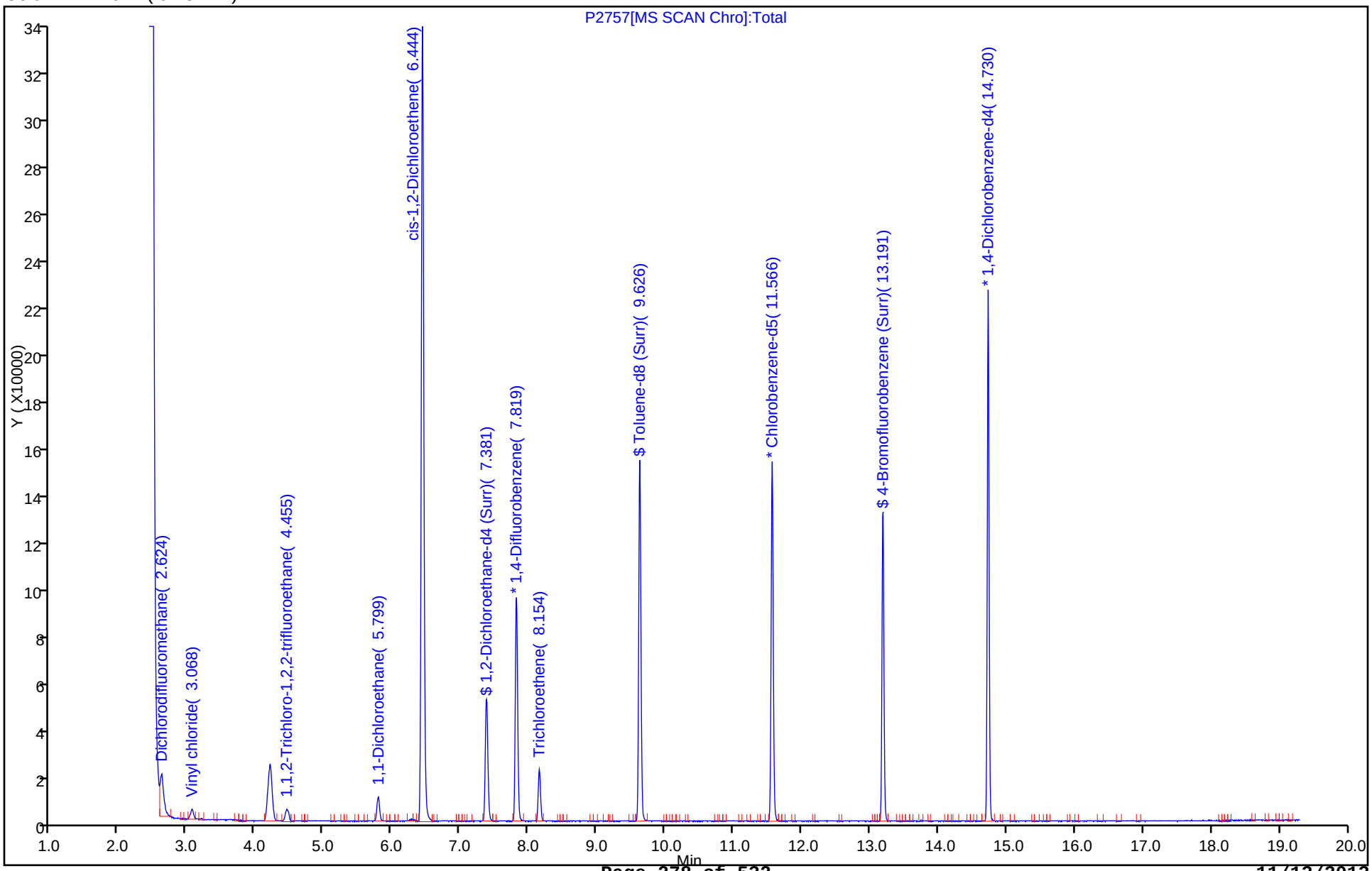

Report Date: 16-Oct-2013 07:55:28 Chrom Revision: 2.1 30-Sep-2013 13:45:28

TestAmerica Buffalo

Data File:	\\Bufchrom\ChromData\HP5973P\20131015-26241.b\P2757.D				
Injection Date:	16-Oct-2013 07:28:30	Instrument ID:	HP5973P		
Lims ID:	480-47308-A-20	Lab Sample ID:			
Client ID:	A2-PZ-1				
Operator ID:	CDC	ALS Bottle#:	21	Worklist Smp#:	26
Purge Vol:	5.000 mL	Dil. Factor:	250.0000		
Method:	P-8260H2O	Limit Group:	MV - 8260C ICAL		
Column:	ZB-624 (0.25 mm)	Detector	MS SCAN		

16 1,1,2-Trichloro-1,2,2-trifluoroethane, CAS: 76-13-1

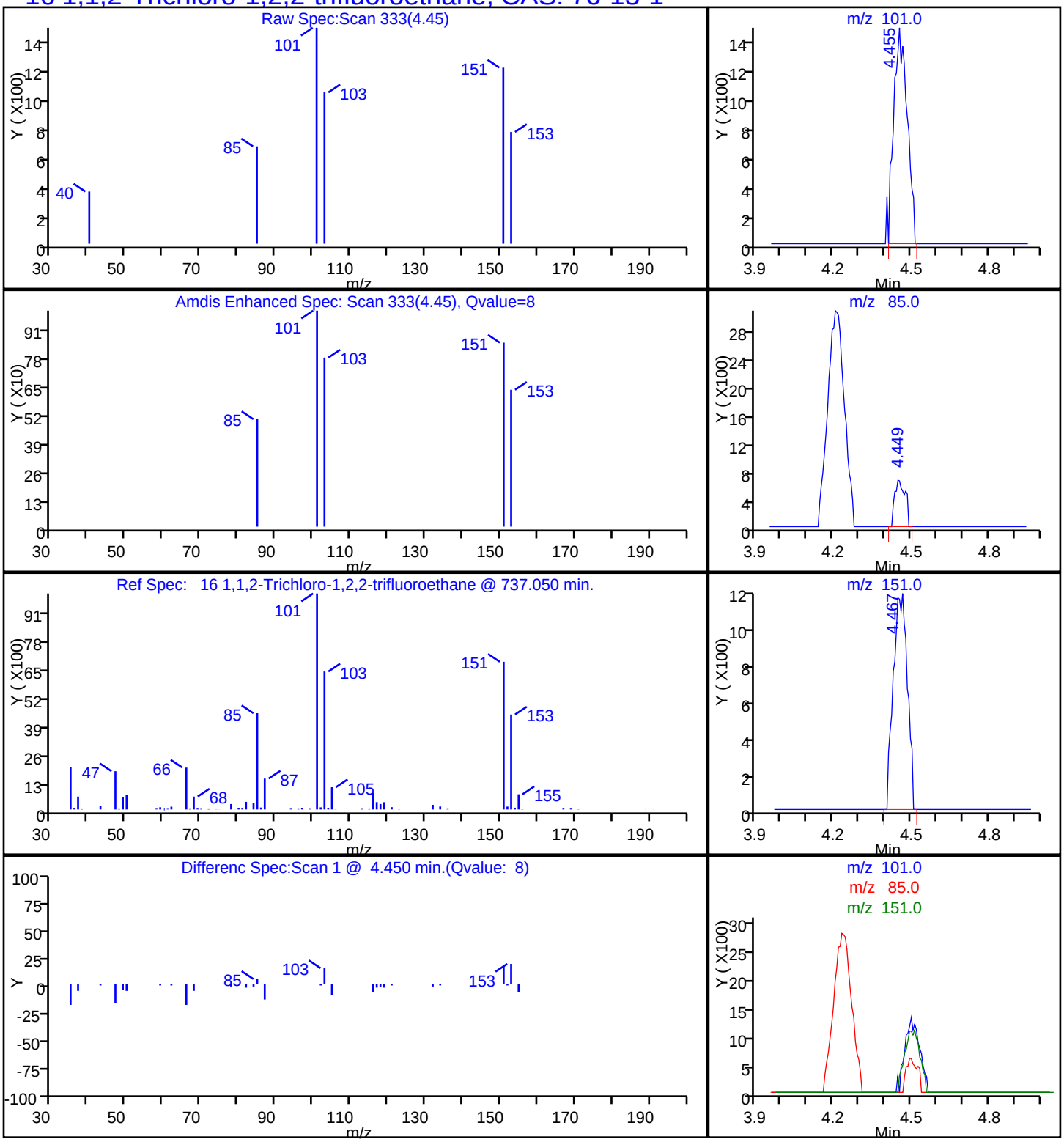

Report Date: 16-Oct-2013 07:55:28 Chrom Revision: 2.1 30-Sep-2013 13:45:28

TestAmerica Buffalo

Data File:	\\Bufchrom\ChromData\HP5973P\20131015-26241.b\P2757.D				
Injection Date:	16-Oct-2013 07:28:30	Instrument ID:	HP5973P		
Lims ID:	480-47308-A-20	Lab Sample ID:			
Client ID:	A2-PZ-1				
Operator ID:	CDC	ALS Bottle#:	21	Worklist Smp#:	26
Purge Vol:	5.000 mL	Dil. Factor:	250.0000		
Method:	P-8260H2O	Limit Group:	MV - 8260C ICAL		
Column:	ZB-624 (0.25 mm)	Detector	MS SCAN		

40 1,1-Dichloroethane, CAS: 75-34-3

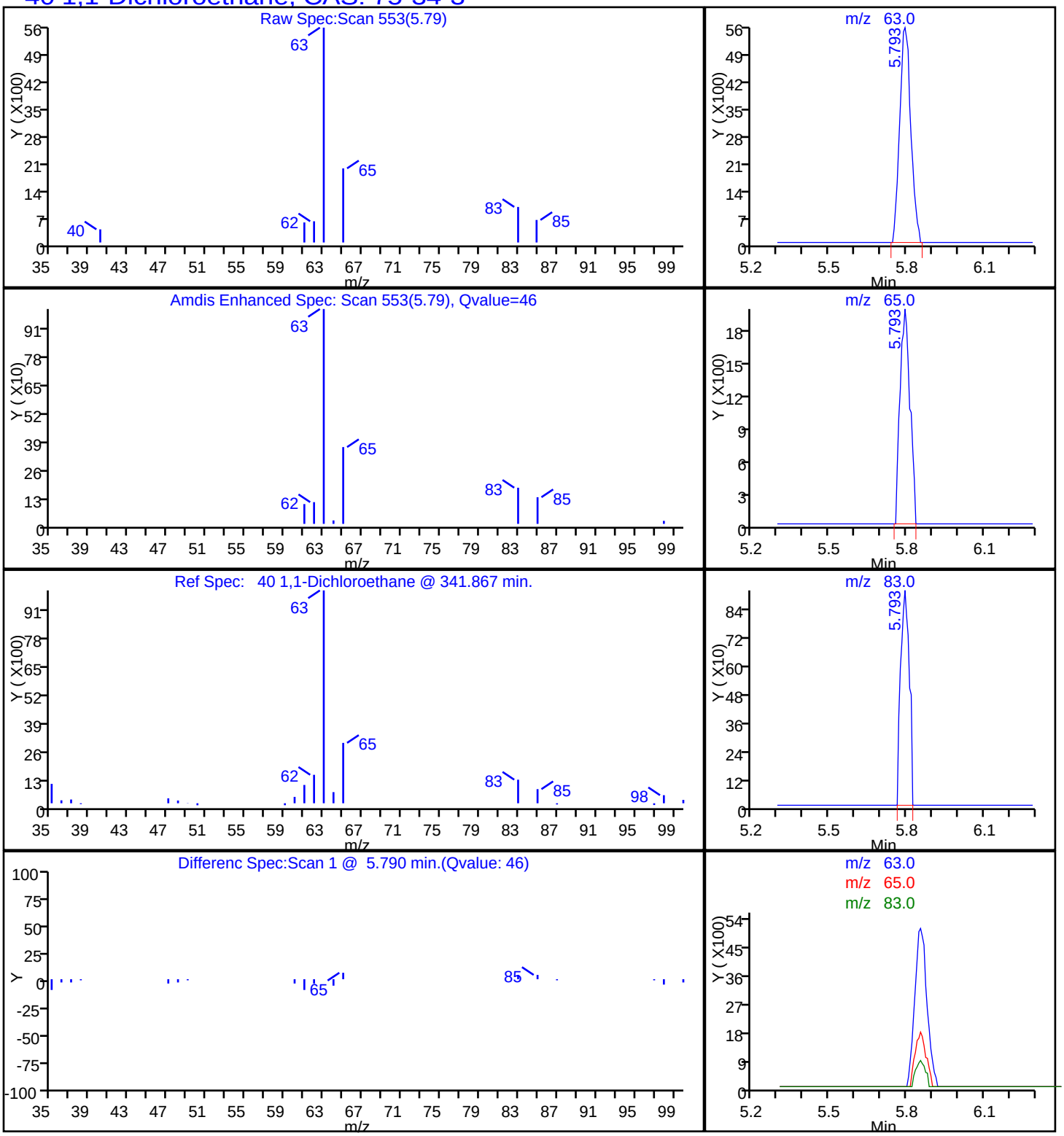

Report Date: 16-Oct-2013 07:55:28 Chrom Revision: 2.1 30-Sep-2013 13:45:28

TestAmerica Buffalo

Data File:	\\Bufchrom\ChromData\HP5973P\20131015-26241.b\P2757.D				
Injection Date:	16-Oct-2013 07:28:30	Instrument ID:	HP5973P		
Lims ID:	480-47308-A-20	Lab Sample ID:			
Client ID:	A2-PZ-1				
Operator ID:	CDC	ALS Bottle#:	21	Worklist Smp#:	26
Purge Vol:	5.000 mL	Dil. Factor:	250.0000		
Method:	P-8260H2O	Limit Group:	MV - 8260C ICAL		
Column:	ZB-624 (0.25 mm)	Detector	MS SCAN		

43 cis-1,2-Dichloroethene, CAS: 156-59-2

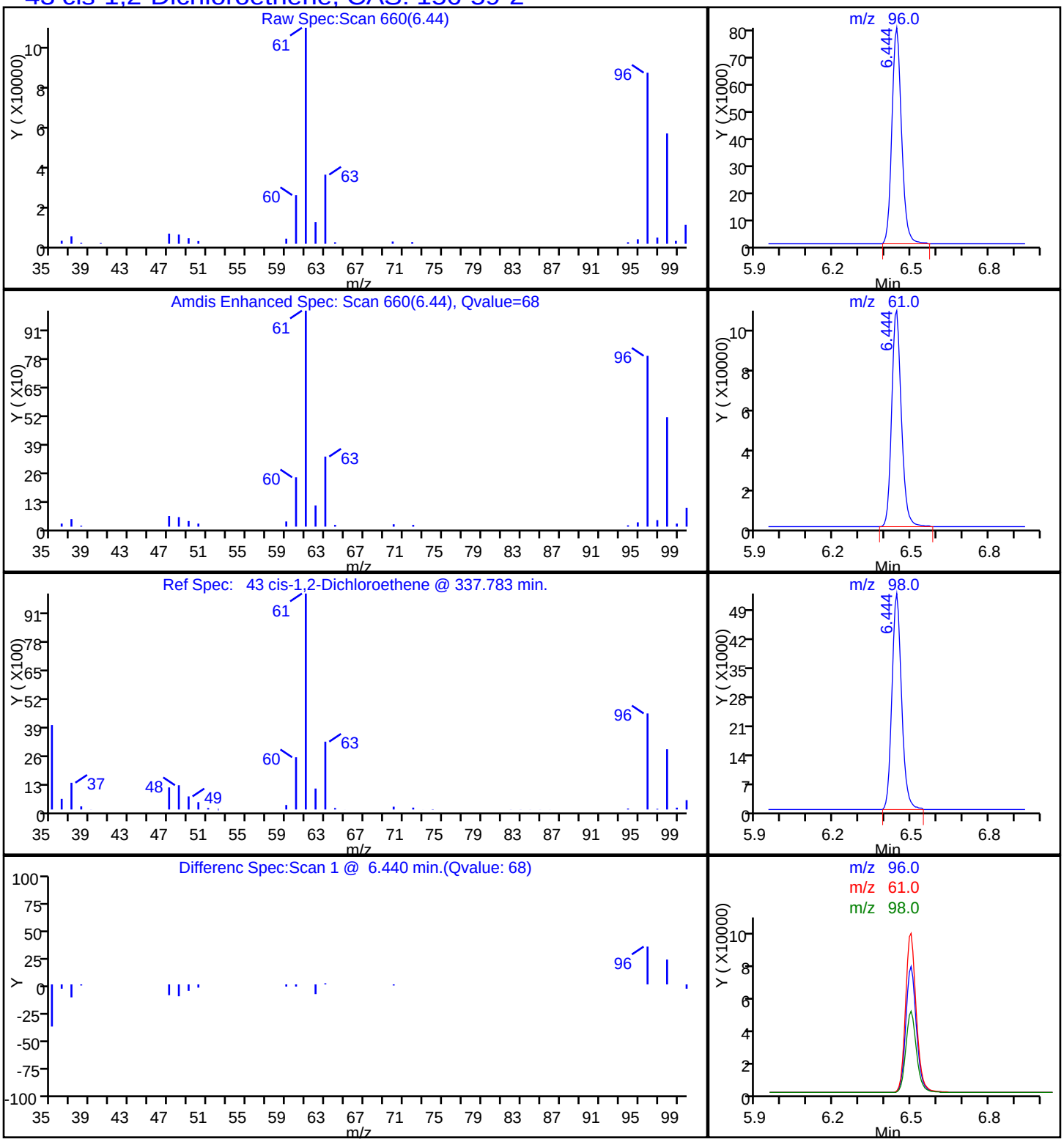

Report Date: 16-Oct-2013 07:55:28 Chrom Revision: 2.1 30-Sep-2013 13:45:28

TestAmerica Buffalo

Data File:	\\Bufchrom\ChromData\HP5973P\20131015-26241.b\P2757.D				
Injection Date:	16-Oct-2013 07:28:30	Instrument ID:	HP5973P		
Lims ID:	480-47308-A-20	Lab Sample ID:			
Client ID:	A2-PZ-1				
Operator ID:	CDC	ALS Bottle#:	21	Worklist Smp#:	26
Purge Vol:	5.000 mL	Dil. Factor:	250.0000		
Method:	P-8260H2O	Limit Group:	MV - 8260C ICAL		
Column:	ZB-624 (0.25 mm)	Detector	MS SCAN		

10 Dichlorodifluoromethane, CAS: 75-71-8

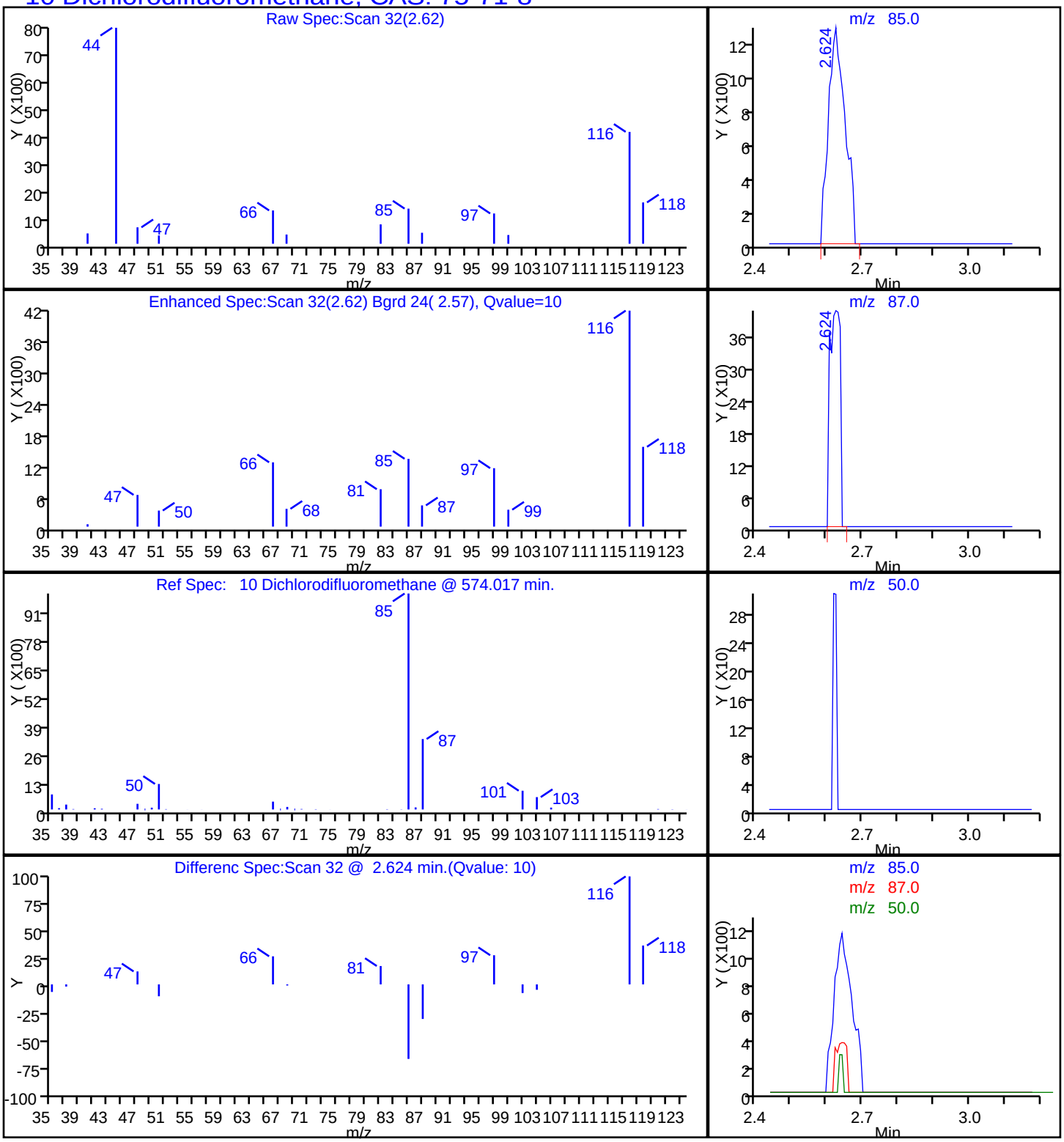

Report Date: 16-Oct-2013 07:55:28 Chrom Revision: 2.1 30-Sep-2013 13:45:28

TestAmerica Buffalo

Data File:	\\Bufchrom\ChromData\HP5973P\20131015-26241.b\P2757.D				
Injection Date:	16-Oct-2013 07:28:30	Instrument ID:	HP5973P		
Lims ID:	480-47308-A-20	Lab Sample ID:			
Client ID:	A2-PZ-1				
Operator ID:	CDC	ALS Bottle#:	21	Worklist Smp#:	26
Purge Vol:	5.000 mL	Dil. Factor:	250.0000		
Method:	P-8260H2O	Limit Group:	MV - 8260C ICAL		
Column:	ZB-624 (0.25 mm)	Detector	MS SCAN		

62 Trichloroethene, CAS: 79-01-6

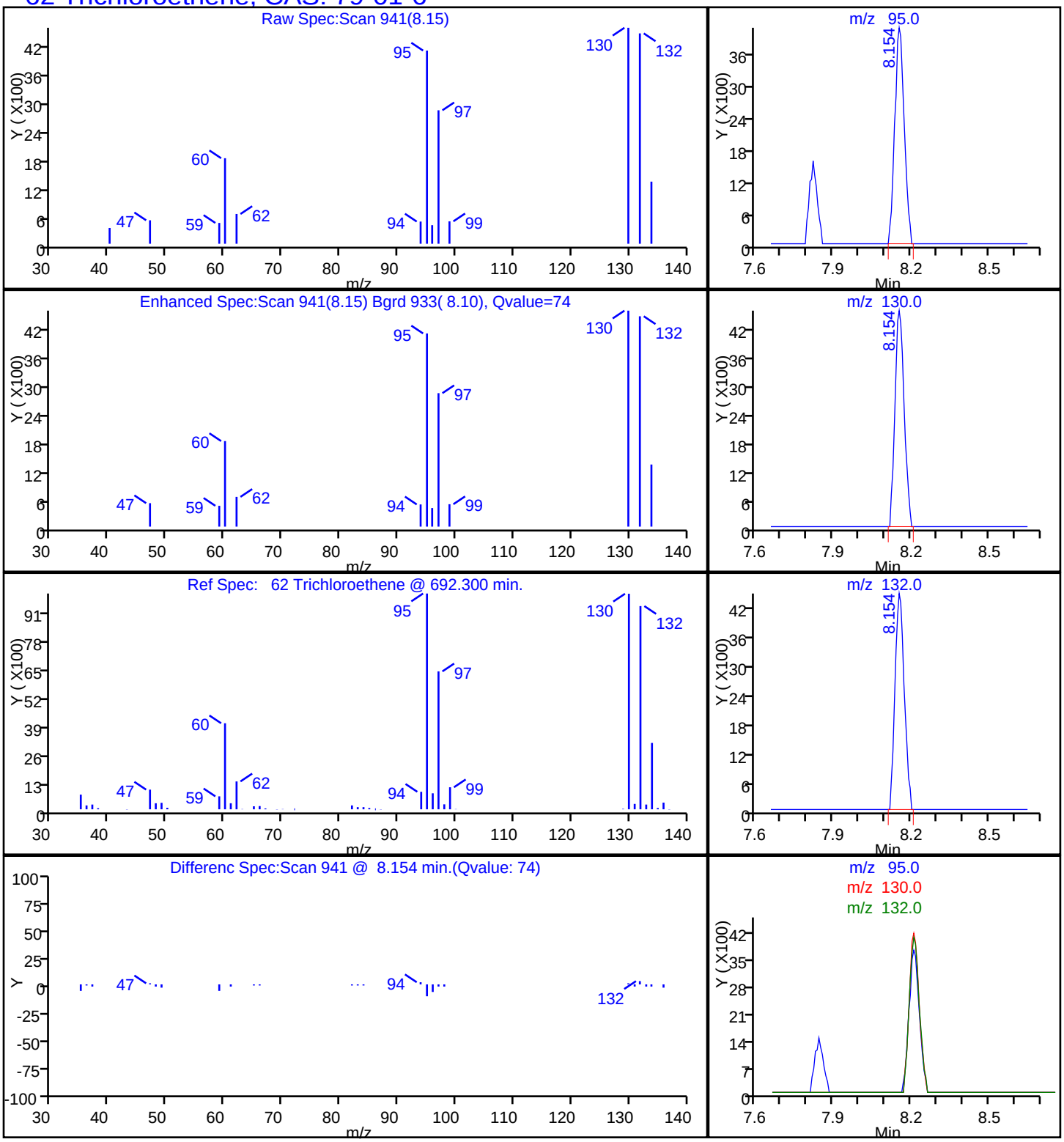

Report Date: 16-Oct-2013 07:55:28 Chrom Revision: 2.1 30-Sep-2013 13:45:28

TestAmerica Buffalo

Data File:	\\Bufchrom\ChromData\HP5973P\20131015-26241.b\P2757.D				
Injection Date:	16-Oct-2013 07:28:30	Instrument ID:	HP5973P		
Lims ID:	480-47308-A-20	Lab Sample ID:			
Client ID:	A2-PZ-1				
Operator ID:	CDC	ALS Bottle#:	21	Worklist Smp#:	26
Purge Vol:	5.000 mL	Dil. Factor:	250.0000		
Method:	P-8260H2O	Limit Group:	MV - 8260C ICAL		
Column:	ZB-624 (0.25 mm)	Detector	MS SCAN		

17 Vinyl chloride, CAS: 75-01-4

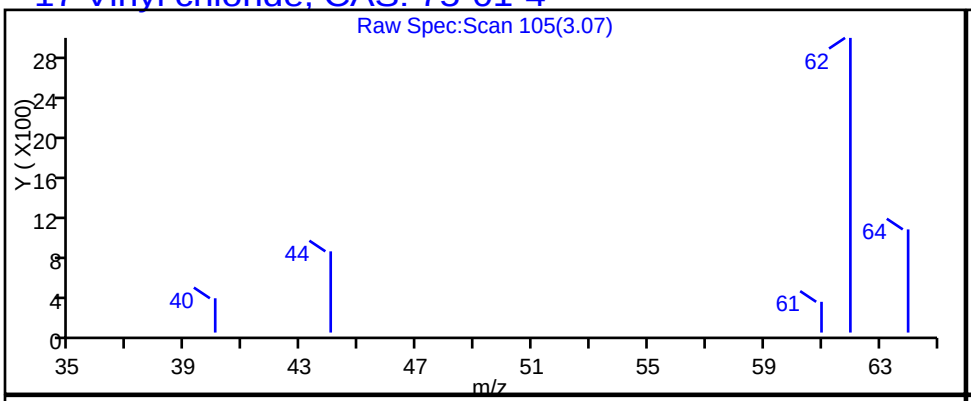

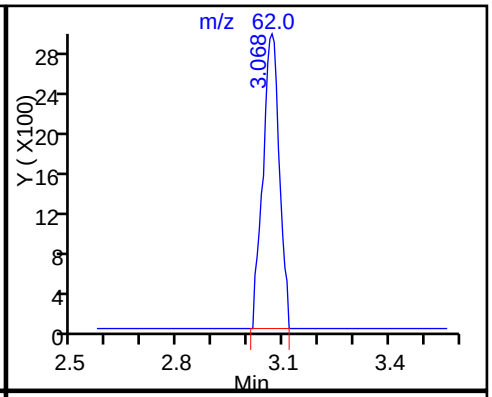

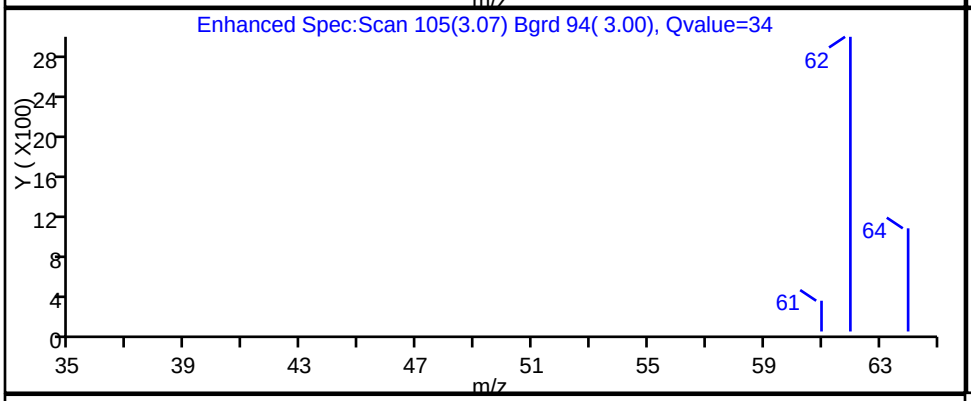

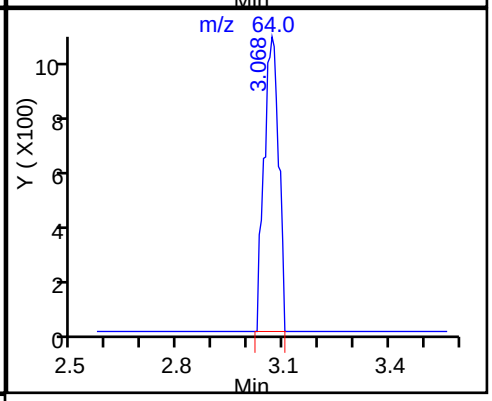

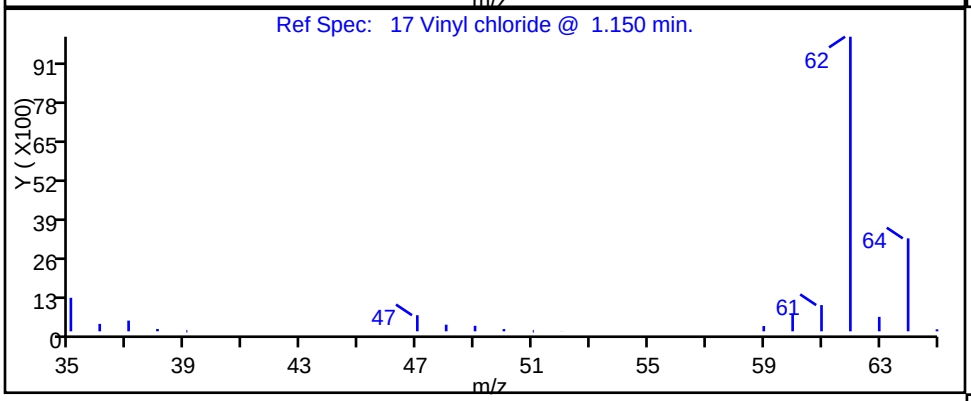

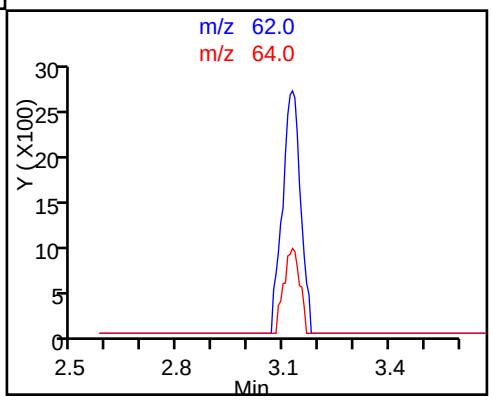

FORM I
GC/MS VOA ORGANICS ANALYSIS DATA SHEET

Lab Name: TestAmerica Buffalo | Job No.: 480-47308-1

SDG No.:

Client Sample ID: A2-PZ-2 | Lab Sample ID: 480-47308-21

Matrix: Water | Lab File ID: P2788.D

Analysis Method: 8260C | Date Collected: 10/04/2013 11:55

Sample wt/vol: 5(mL) | Date Analyzed: 10/16/2013 23:19

Soil Aliquot Vol: | Dilution Factor: 10

Soil Extract Vol.: | GC Column: ZB-624 (60) ID: 0.25(mm)

% Moisture: | Level: (low/med) Low

Analysis Batch No.: 145436 | Units: ug/L

CAS NO.	COMPOUND NAME	RESULT	Q	RL	MDL
71-55-6	1,1,1-Trichloroethane	ND		10	8.2
79-34-5	1,1,2,2-Tetrachloroethane	ND		10	2.1
76-13-1	1,1,2-Trichloro-1,2,2-trifluoroethane	ND		10	3.1
79-00-5	1,1,2-Trichloroethane	ND		10	2.3
75-34-3	1,1-Dichloroethane	3.9	J	10	3.8
75-35-4	1,1-Dichloroethene	ND		10	2.9
120-82-1	1,2,4-Trichlorobenzene	ND		10	4.1
96-12-8	1,2-Dibromo-3-Chloropropane	ND		10	3.9
106-93-4	1,2-Dibromoethane	ND		10	7.3
95-50-1	1,2-Dichlorobenzene	ND		10	7.9
107-06-2	1,2-Dichloroethane	ND		10	2.1
78-87-5	1,2-Dichloropropane	ND		10	7.2
541-73-1	1,3-Dichlorobenzene	ND		10	7.8
106-46-7	1,4-Dichlorobenzene	ND		10	8.4
78-93-3	2-Butanone (MEK)	ND		100	13
591-78-6	2-Hexanone	ND		50	12
108-10-1	4-Methyl-2-pentanone (MIBK)	ND		50	21
67-64-1	Acetone	ND		100	30
71-43-2	Benzene	ND		10	4.1
75-27-4	Bromodichloromethane	ND		10	3.9
75-25-2	Bromoform	ND		10	2.6
74-83-9	Bromomethane	ND		10	6.9
75-15-0	Carbon disulfide	ND		10	1.9
56-23-5	Carbon tetrachloride	ND		10	2.7
108-90-7	Chlorobenzene	ND		10	7.5
75-00-3	Chloroethane	ND		10	3.2
67-66-3	Chloroform	ND		10	3.4
74-87-3	Chloromethane	ND		10	3.5
156-59-2	cis-1,2-Dichloroethene	95		10	8.1
10061-01-5	cis-1,3-Dichloropropene	ND		10	3.6
110-82-7	Cyclohexane	ND		10	1.8
124-48-1	Dibromochloromethane	ND		10	3.2
75-71-8	Dichlorodifluoromethane	ND	*	10	6.8
100-41-4	Ethylbenzene	ND		10	7.4
98-82-8	Isopropylbenzene	ND		10	7.9

FORM I
GC/MS VOA ORGANICS ANALYSIS DATA SHEET

Lab Name: TestAmerica Buffalo | Job No.: 480-47308-1

SDG No.:

Client Sample ID: A2-PZ-2 | Lab Sample ID: 480-47308-21

Matrix: Water | Lab File ID: P2788.D

Analysis Method: 8260C | Date Collected: 10/04/2013 11:55

Sample wt/vol: 5(mL) | Date Analyzed: 10/16/2013 23:19

Soil Aliquot Vol: | Dilution Factor: 10

Soil Extract Vol.: | GC Column: ZB-624 (60) ID: 0.25(mm)

% Moisture: | Level: (low/med) Low

Analysis Batch No.: 145436 | Units: ug/L

CAS NO.	COMPOUND NAME	RESULT	Q	RL	MDL
79-20-9	Methyl acetate	ND		10	5.0
1634-04-4	Methyl tert-butyl ether	ND		10	1.6
108-87-2	Methylcyclohexane	ND		10	1.6
75-09-2	Methylene Chloride	ND		10	4.4
179601-23-1	m-Xylene & p-Xylene	ND		10	6.6
95-47-6	o-Xylene	ND		10	7.6
100-42-5	Styrene	ND		10	7.3
127-18-4	Tetrachloroethene	520		10	3.6
108-88-3	Toluene	ND		10	5.1
156-60-5	trans-1,2-Dichloroethene	ND		10	9.0
10061-02-6	trans-1,3-Dichloropropene	ND		10	3.7
79-01-6	Trichloroethene	260		10	4.6
75-69-4	Trichlorofluoromethane	ND		10	8.8
75-01-4	Vinyl chloride	ND		10	9.0
1330-20-7	Xylenes, Total	ND		10	6.6

CAS NO.	SURROGATE	%REC	Q	LIMITS
17060-07-0	1,2-Dichloroethane-d4 (Surr)	109		66-137
460-00-4	4-Bromofluorobenzene (Surr)	95		73-120
2037-26-5	Toluene-d8 (Surr)	95		71-126

TestAmerica Buffalo
Target Compound Quantitation Report

Data File: \\Bufchrom\ChromData\HP5973P\20131016-26284.b\P2788.D
Lims ID: 480-47308-B-21 Lab Sample ID:
Client ID: A2-PZ-2
Sample Type: Client
Inject. Date: 16-Oct-2013 23:19:30 ALS Bottle#: 2 Worklist Smp#: 7
Purge Vol: 5.000 mL Dil. Factor: 10.0000
Sample Info: 480-47308-B-21
Misc. Info.: 480-0026284-007 =480-0026284-007
Operator ID: CDC Instrument ID: HP5973P

Method: \\Bufchrom\ChromData\HP5973P\20131016-26284.b\P-8260H2O.m
Limit Group: MV - 8260C ICAL
Last Update: 17-Oct-2013 07:49:21 Calib Date: 30-Sep-2013 22:31:30
Integrator: RTE ID Type: Deconvolution ID
Quant Method: Internal Standard Quant By: Initial Calibration
Last ICal File: \\Bufchrom\ChromData\HP5973P\20130930-25739.b\P2168.D

Column 1 : ZB-624 (0.25 mm) Detector MS SCAN
Process Host: XAWRK003

First Level Reviewer: quirkp Date: 17-Oct-2013 07:49:21

Compound	Sig	RT (min.)	Adj RT (min.)	Dlt RT (min.)	Q	Response	On-Col Amt ug/L	Flags
* 1 1,4-Difluorobenzene	114	7.819	7.819	0.0	91	134830	25.0	
* 2 Chlorobenzene-d5	82	11.567	11.567	0.0	76	77377	25.0	
* 3 1,4-Dichlorobenzene-d4	152	14.730	14.730	0.0	92	93889	25.0	
$ 4 1,2-Dichloroethane-d4 (Surr)	67	7.381	7.381	0.0	58	33510	27.2	
$ 5 Toluene-d8 (Surr)	98	9.626	9.626	0.0	89	171309	23.7	
$ 6 4-Bromofluorobenzene (Surr)	174	13.191	13.185	0.006	91	62342	23.8	
10 Dichlorodifluoromethane	85		2.684					
11 Chloromethane	50		2.903					
17 Vinyl chloride	62		3.086					
12 Bromomethane	94		3.481					
13 Chloroethane	64		3.585					
14 Trichlorofluoromethane	101		3.938					
16 1,1,2-Trichloro-1,2,2-trifluoroe	101		4.461					
25 1,1-Dichloroethene	96		4.479					
24 Acetone	43		4.552					
27 Carbon disulfide	76		4.777					
30 Methyl acetate	43		4.881					
31 Methylene Chloride	84		5.039					
32 Methyl tert-butyl ether	73		5.276					
35 trans-1,2-Dichloroethene	96		5.319					
40 1,1-Dichloroethane	63	5.793	5.799	-0.006	1	1678	0.3885	
44 2-Butanone (MEK)	43		6.432					
43 cis-1,2-Dichloroethene	96	6.444	6.450	-0.006	55	25507	9.51	
49 Chloroform	83		6.791					
52 1,1,1-Trichloroethane	97		6.998					
54 Cyclohexane	56		7.046					
55 Carbon tetrachloride	117		7.180					
57 Benzene	78		7.424					
60 1,2-Dichloroethane	62		7.472					
62 Trichloroethene	95	8.154	8.154	0.0	89	64098	26.4	
64 Methylcyclohexane	83		8.354					

Compound	Sig	RT (min.)	Adj RT (min.)	Dlt RT (min.)	Q	Response	On-Col Amt ug/L	Flags
63 1,2-Dichloropropane	63		8.458					
70 Dichlorobromomethane	83		8.792					
73 cis-1,3-Dichloropropene	75		9.309					
75 4-Methyl-2-pentanone (MIBK)	43		9.455					
76 Toluene	92		9.717					
78 trans-1,3-Dichloropropene	75		10.015					
79 1,1,2-Trichloroethane	83		10.277					
80 Tetrachloroethene	166	10.423	10.423	0.0	92	157607	51.5	
83 2-Hexanone	43		10.526					
81 Chlorodibromomethane	129		10.824					
85 Ethylene Dibromide	107		10.995					
87 Chlorobenzene	112		11.609					
89 Ethylbenzene	91		11.700					
90 m-Xylene & p-Xylene	106		11.852					
93 o-Xylene	106		12.424					
94 Styrene	104		12.455					
92 Bromoform	173		12.807					
95 Isopropylbenzene	105		12.911					
97 1,1,2,2-Tetrachloroethane	83		13.404					
110 1,3-Dichlorobenzene	146		14.645					
111 1,4-Dichlorobenzene	146		14.760					
116 1,2-Dichlorobenzene	146		15.253					
117 1,2-Dibromo-3-Chloropropane	75		16.245					
119 1,2,4-Trichlorobenzene	180		17.194					
S 126 Xylenes, Total	1		30.000					

Report Date: 17-Oct-2013 07:49:22 Chrom Revision: 2.1 30-Sep-2013 13:45:28

TestAmerica Buffalo

Data File:	\\Bufchrom\ChromData\HP5973P\20131016-26284.b\P2788.D				
Injection Date:	16-Oct-2013 23:19:30	Instrument ID:	HP5973P	Operator ID:	CDC
Lims ID:	480-47308-B-21	Lab Sample ID:		Worklist Smp#:	7
Client ID:	A2-PZ-2				
Purge Vol:	5.000 mL	Dil. Factor:	10.0000	ALS Bottle#:	2
Method:	P-8260H2O	Limit Group:	MV - 8260C ICAL		
Column: ZB-624 (0.25 mm)					

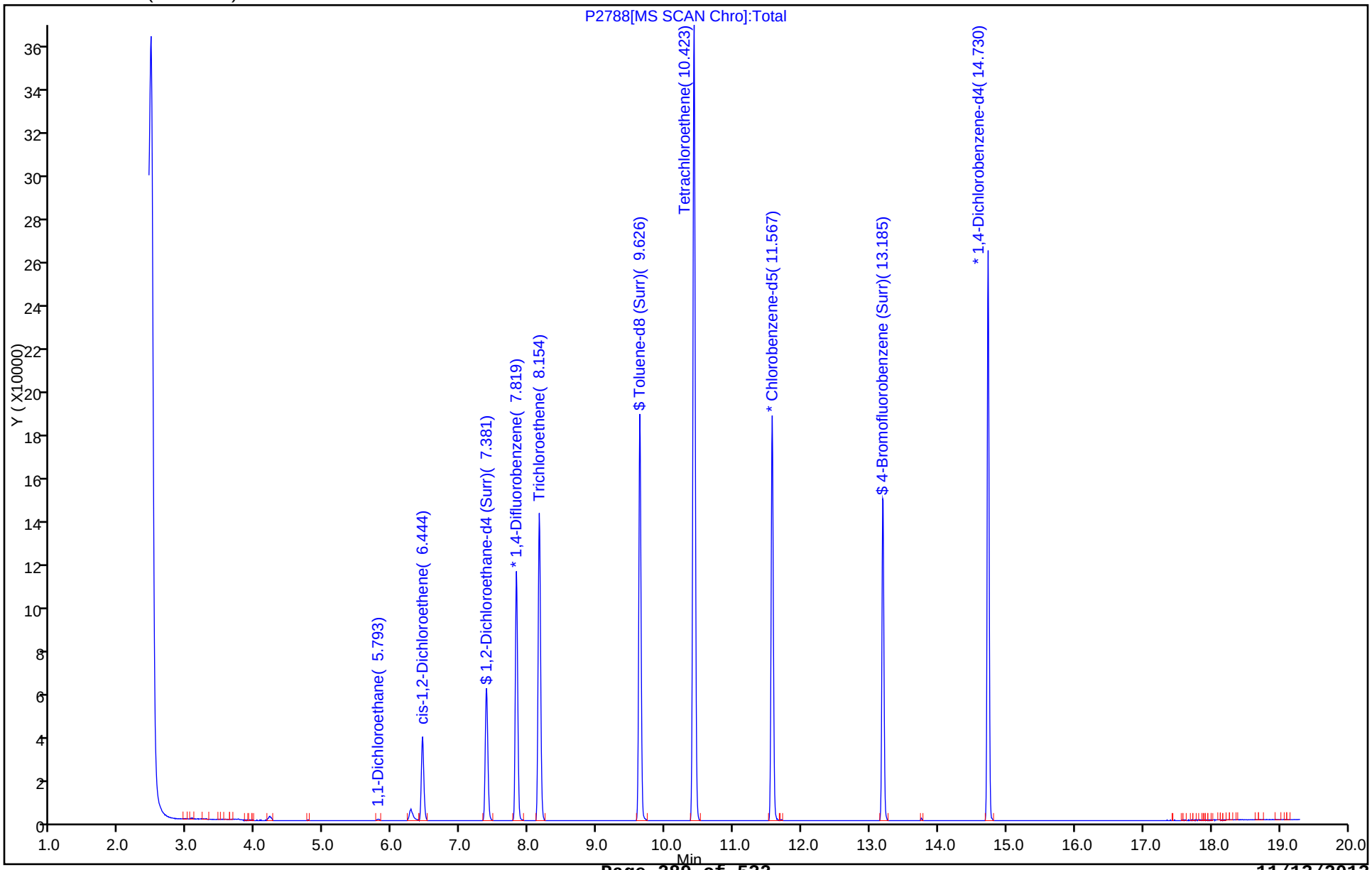

Report Date: 17-Oct-2013 07:49:22 Chrom Revision: 2.1 30-Sep-2013 13:45:28

TestAmerica Buffalo

Data File:	\\Bufchrom\ChromData\HP5973P\20131016-26284.b\P2788.D				
Injection Date:	16-Oct-2013 23:19:30	Instrument ID:	HP5973P		
Lims ID:	480-47308-B-21	Lab Sample ID:			
Client ID:	A2-PZ-2				
Operator ID:	CDC	ALS Bottle#:	2	Worklist Smp#:	7
Purge Vol:	5.000 mL	Dil. Factor:	10.0000		
Method:	P-8260H2O	Limit Group:	MV - 8260C ICAL		
Column:	ZB-624 (0.25 mm)	Detector	MS SCAN		

40 1,1-Dichloroethane, CAS: 75-34-3

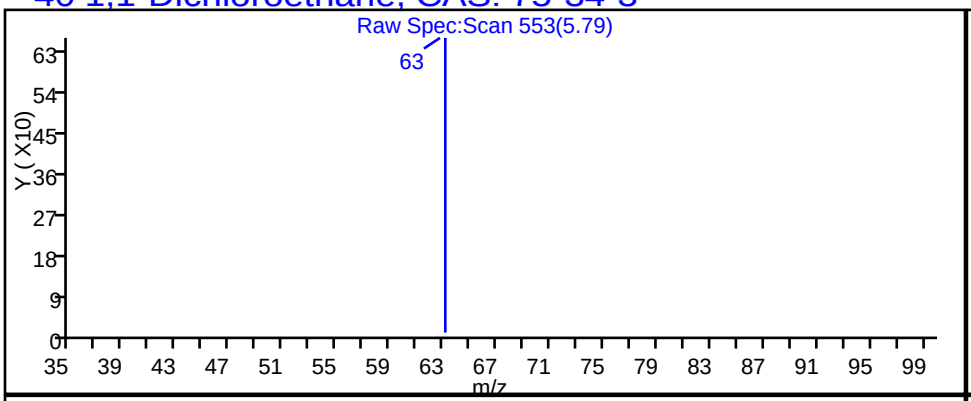

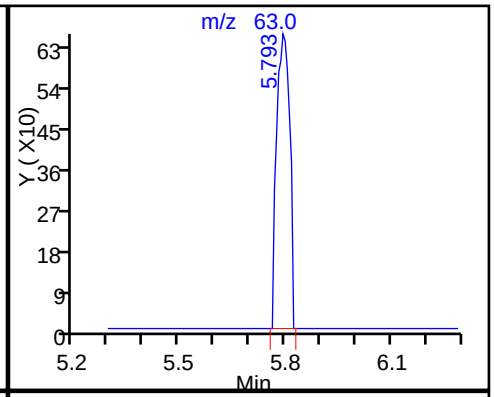

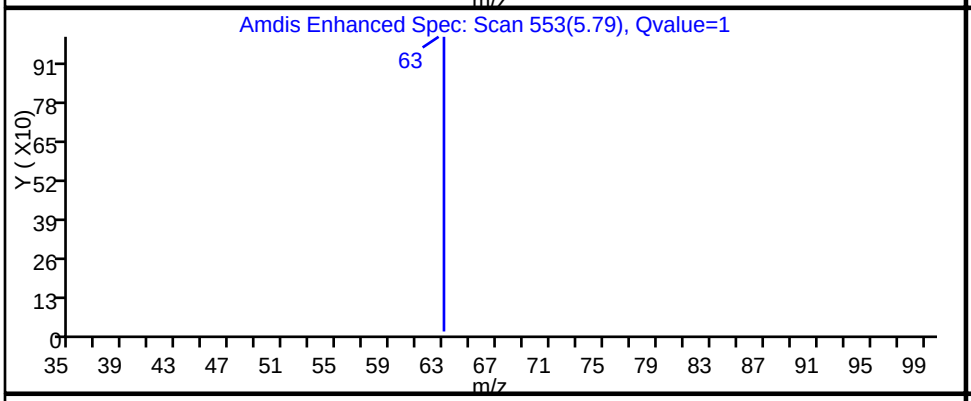

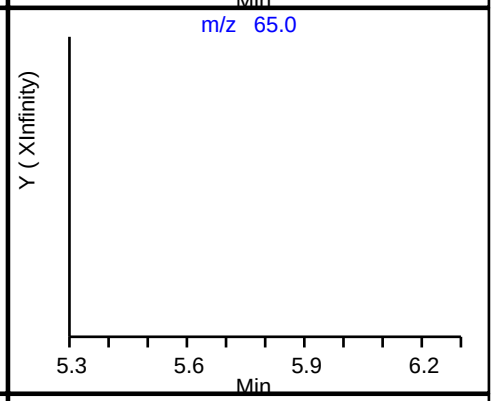

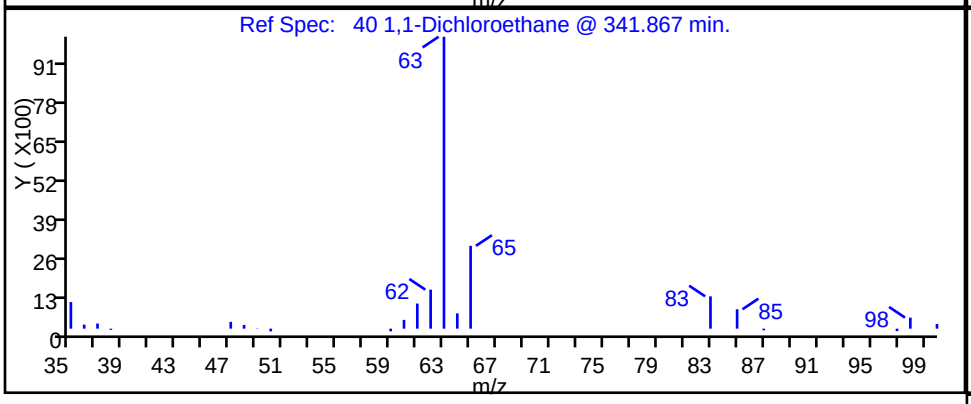

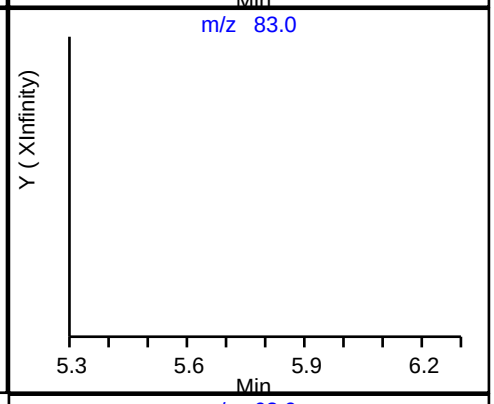

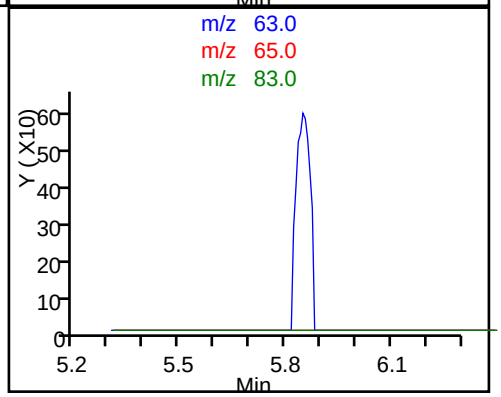

Report Date: 17-Oct-2013 07:49:22 Chrom Revision: 2.1 30-Sep-2013 13:45:28

TestAmerica Buffalo

Data File:	\\Bufchrom\ChromData\HP5973P\20131016-26284.b\P2788.D				
Injection Date:	16-Oct-2013 23:19:30	Instrument ID:	HP5973P		
Lims ID:	480-47308-B-21	Lab Sample ID:			
Client ID:	A2-PZ-2				
Operator ID:	CDC	ALS Bottle#:	2	Worklist Smp#:	7
Purge Vol:	5.000 mL	Dil. Factor:	10.0000		
Method:	P-8260H2O	Limit Group:	MV - 8260C ICAL		
Column:	ZB-624 (0.25 mm)	Detector	MS SCAN		

43 cis-1,2-Dichloroethene, CAS: 156-59-2

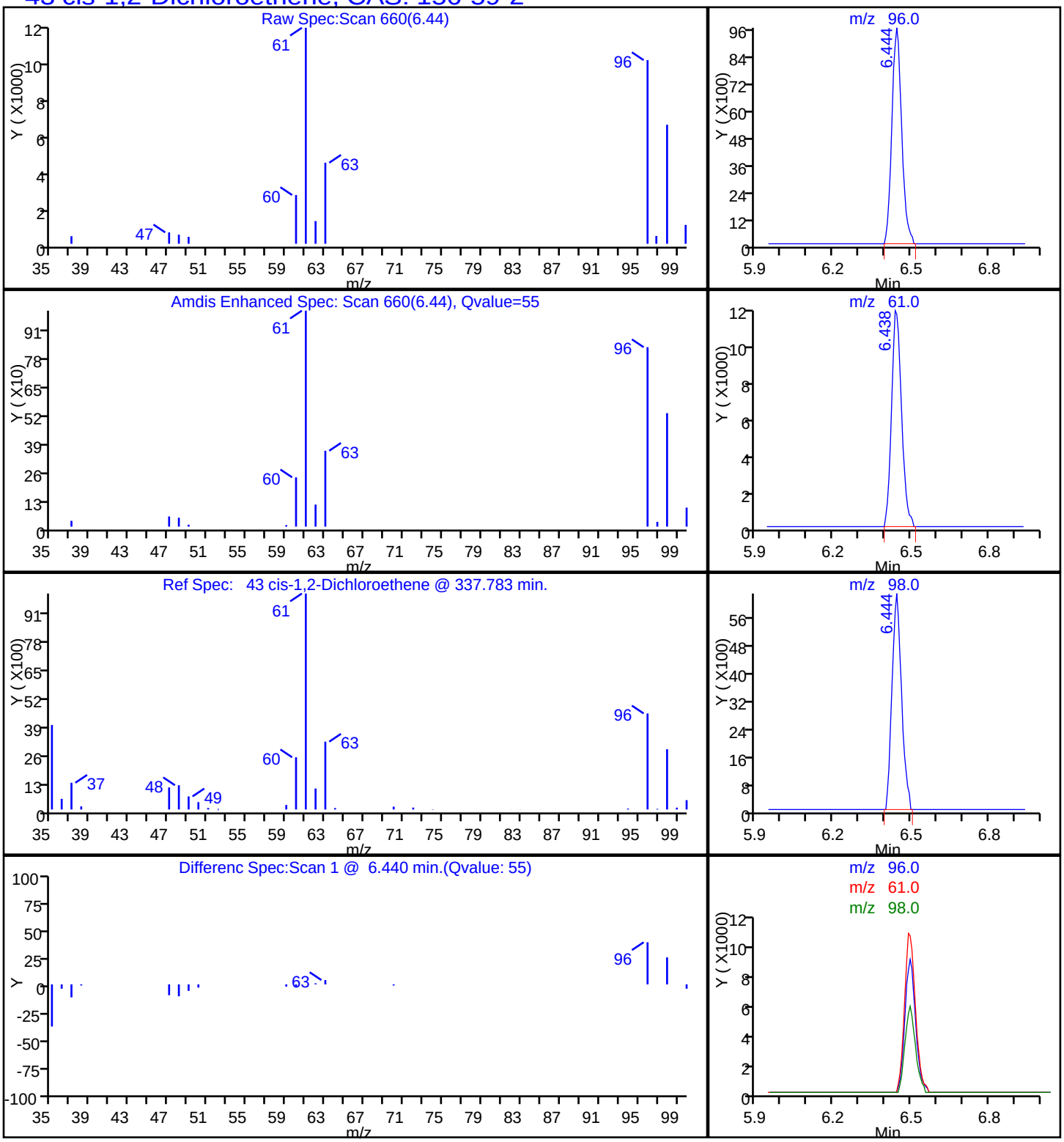

Report Date: 17-Oct-2013 07:49:22 Chrom Revision: 2.1 30-Sep-2013 13:45:28

TestAmerica Buffalo

Data File:	\\Bufchrom\ChromData\HP5973P\20131016-26284.b\P2788.D				
Injection Date:	16-Oct-2013 23:19:30	Instrument ID:	HP5973P		
Lims ID:	480-47308-B-21	Lab Sample ID:			
Client ID:	A2-PZ-2				
Operator ID:	CDC	ALS Bottle#:	2	Worklist Smp#:	7
Purge Vol:	5.000 mL	Dil. Factor:	10.0000		
Method:	P-8260H2O	Limit Group:	MV - 8260C ICAL		
Column:	ZB-624 (0.25 mm)	Detector	MS SCAN		

80 Tetrachloroethene, CAS: 127-18-4

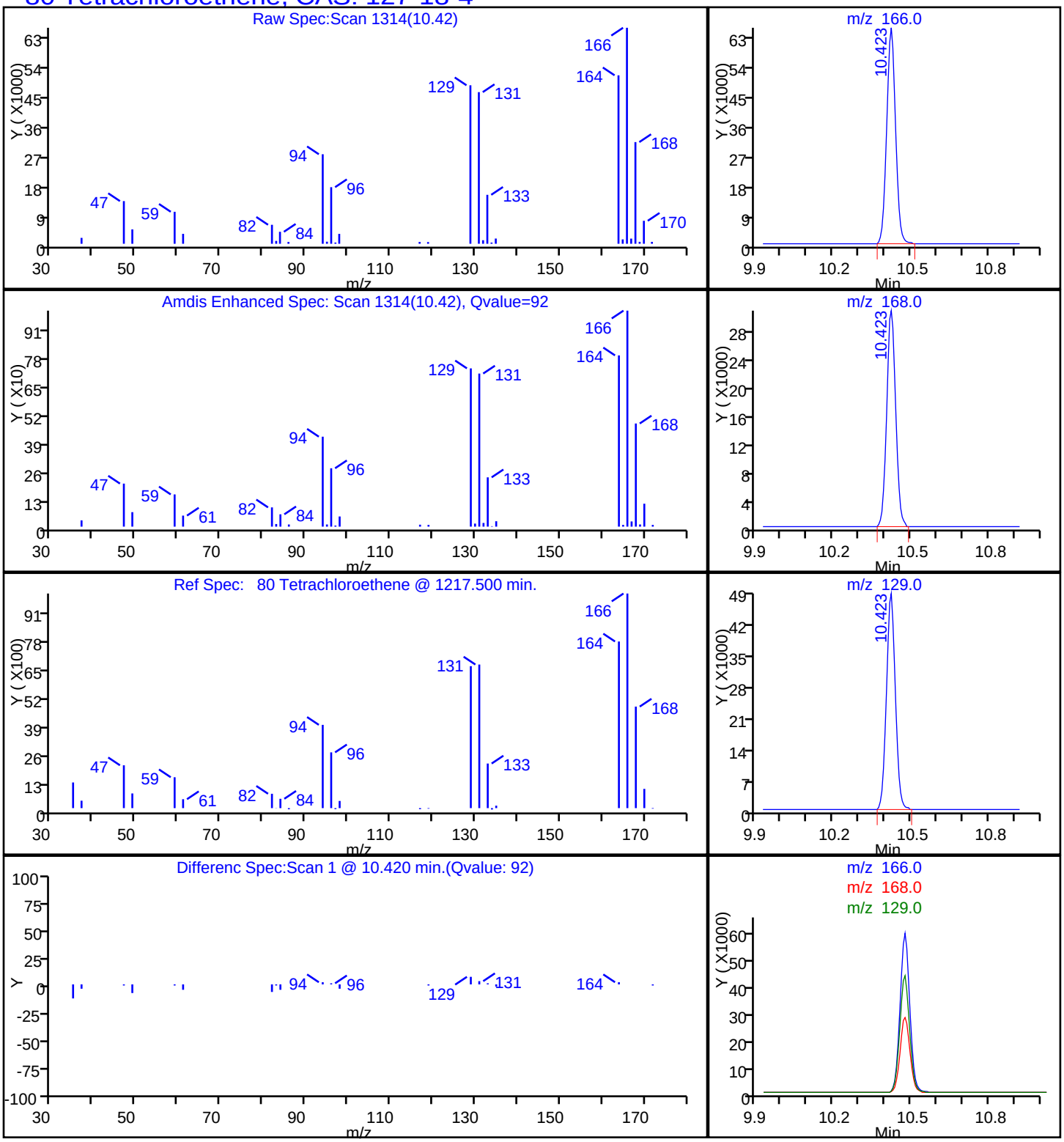

Report Date: 17-Oct-2013 07:49:22 Chrom Revision: 2.1 30-Sep-2013 13:45:28

TestAmerica Buffalo

Data File:	\\Bufchrom\ChromData\HP5973P\20131016-26284.b\P2788.D				
Injection Date:	16-Oct-2013 23:19:30	Instrument ID:	HP5973P		
Lims ID:	480-47308-B-21	Lab Sample ID:			
Client ID:	A2-PZ-2				
Operator ID:	CDC	ALS Bottle#:	2	Worklist Smp#:	7
Purge Vol:	5.000 mL	Dil. Factor:	10.0000		
Method:	P-8260H2O	Limit Group:	MV - 8260C ICAL		
Column:	ZB-624 (0.25 mm)	Detector	MS SCAN		

62 Trichloroethene, CAS: 79-01-6

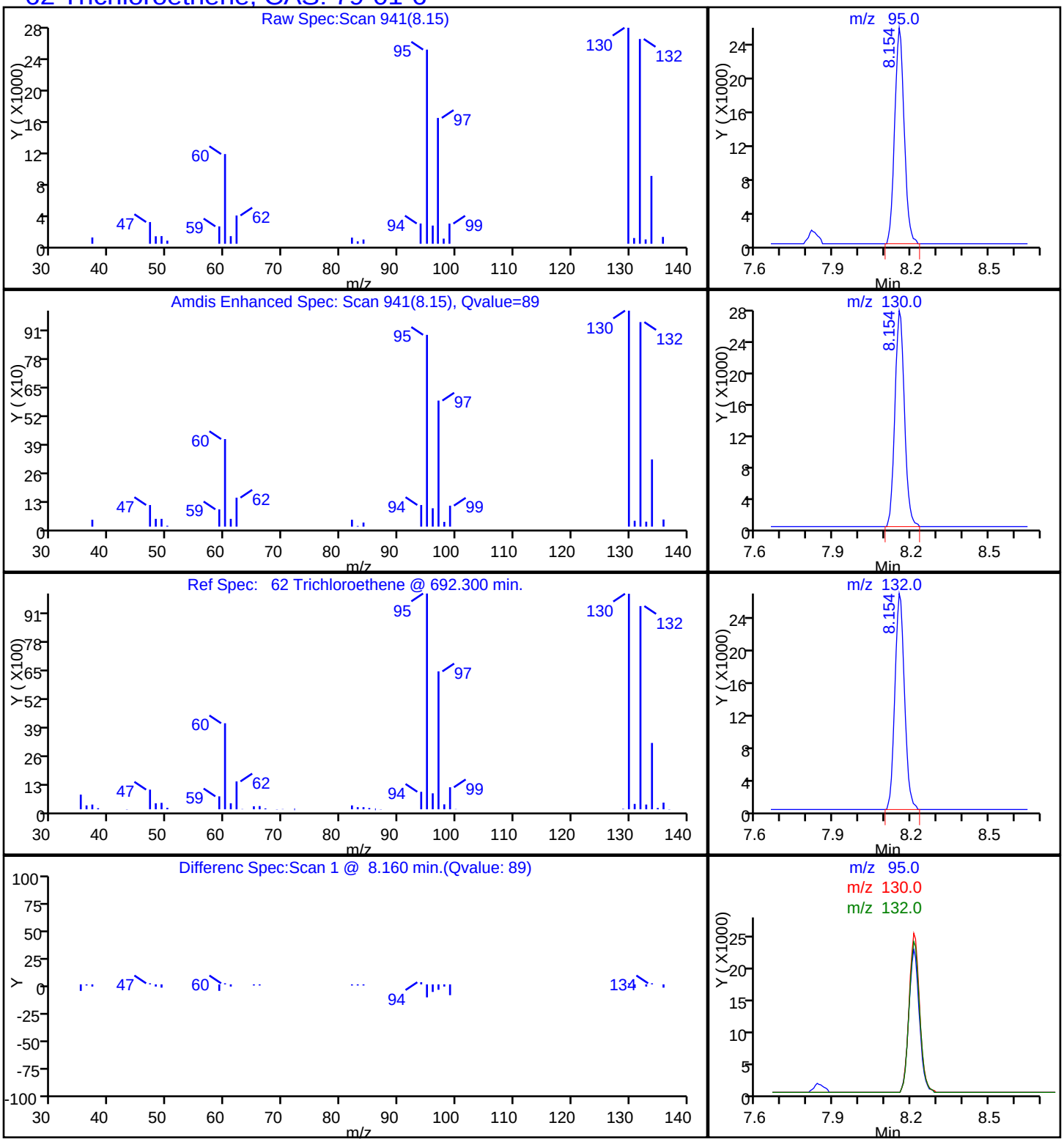

FORM I
GC/MS VOA ORGANICS ANALYSIS DATA SHEET

Lab Name: TestAmerica Buffalo | Job No.: 480-47308-1

SDG No.:

Client Sample ID: TRIP BLANK | Lab Sample ID: 480-47308-22

Matrix: Water | Lab File ID: P2767.D

Analysis Method: 8260C | Date Collected: 10/04/2013 00:00

Sample wt/vol: 5(mL) | Date Analyzed: 10/16/2013 12:46

Soil Aliquot Vol: | Dilution Factor: 1

Soil Extract Vol.: | GC Column: ZB-624 (60) ID: 0.25(mm)

% Moisture: | Level: (low/med) Low

Analysis Batch No.: 145222 | Units: ug/L

CAS NO.	COMPOUND NAME	RESULT	Q	RL	MDL
71-55-6	1,1,1-Trichloroethane	ND		1.0	0.82
79-34-5	1,1,2,2-Tetrachloroethane	ND		1.0	0.21
76-13-1	1,1,2-Trichloro-1,2,2-trifluoroethane	ND		1.0	0.31
79-00-5	1,1,2-Trichloroethane	ND		1.0	0.23
75-34-3	1,1-Dichloroethane	ND		1.0	0.38
75-35-4	1,1-Dichloroethene	ND		1.0	0.29
120-82-1	1,2,4-Trichlorobenzene	ND		1.0	0.41
96-12-8	1,2-Dibromo-3-Chloropropane	ND		1.0	0.39
106-93-4	1,2-Dibromoethane	ND		1.0	0.73
95-50-1	1,2-Dichlorobenzene	ND		1.0	0.79
107-06-2	1,2-Dichloroethane	ND		1.0	0.21
78-87-5	1,2-Dichloropropane	ND		1.0	0.72
541-73-1	1,3-Dichlorobenzene	ND		1.0	0.78
106-46-7	1,4-Dichlorobenzene	ND		1.0	0.84
78-93-3	2-Butanone (MEK)	ND		10	1.3
591-78-6	2-Hexanone	ND		5.0	1.2
108-10-1	4-Methyl-2-pentanone (MIBK)	ND		5.0	2.1
67-64-1	Acetone	ND		10	3.0
71-43-2	Benzene	ND		1.0	0.41
75-27-4	Bromodichloromethane	ND		1.0	0.39
75-25-2	Bromoform	ND		1.0	0.26
74-83-9	Bromomethane	ND		1.0	0.69
75-15-0	Carbon disulfide	ND		1.0	0.19
56-23-5	Carbon tetrachloride	ND		1.0	0.27
108-90-7	Chlorobenzene	ND		1.0	0.75
75-00-3	Chloroethane	ND		1.0	0.32
67-66-3	Chloroform	ND		1.0	0.34
74-87-3	Chloromethane	ND		1.0	0.35
156-59-2	cis-1,2-Dichloroethene	ND		1.0	0.81
10061-01-5	cis-1,3-Dichloropropene	ND		1.0	0.36
110-82-7	Cyclohexane	ND		1.0	0.18
124-48-1	Dibromochloromethane	ND		1.0	0.32
75-71-8	Dichlorodifluoromethane	ND		1.0	0.68
100-41-4	Ethylbenzene	ND		1.0	0.74
98-82-8	Isopropylbenzene	ND		1.0	0.79

FORM I
GC/MS VOA ORGANICS ANALYSIS DATA SHEET

Lab Name: TestAmerica Buffalo | Job No.: 480-47308-1

SDG No.:

Client Sample ID: TRIP BLANK | Lab Sample ID: 480-47308-22

Matrix: Water | Lab File ID: P2767.D

Analysis Method: 8260C | Date Collected: 10/04/2013 00:00

Sample wt/vol: 5(mL) | Date Analyzed: 10/16/2013 12:46

Soil Aliquot Vol: | Dilution Factor: 1

Soil Extract Vol.: | GC Column: ZB-624 (60) ID: 0.25(mm)

% Moisture: | Level: (low/med) Low

Analysis Batch No.: 145222 | Units: ug/L

CAS NO.	COMPOUND NAME	RESULT	Q	RL	MDL
79-20-9	Methyl acetate	ND		1.0	0.50
1634-04-4	Methyl tert-butyl ether	ND		1.0	0.16
108-87-2	Methylcyclohexane	ND		1.0	0.16
75-09-2	Methylene Chloride	ND		1.0	0.44
179601-23-1	m-Xylene & p-Xylene	ND		1.0	0.66
95-47-6	o-Xylene	ND		1.0	0.76
100-42-5	Styrene	ND		1.0	0.73
127-18-4	Tetrachloroethene	ND		1.0	0.36
108-88-3	Toluene	ND		1.0	0.51
156-60-5	trans-1,2-Dichloroethene	ND		1.0	0.90
10061-02-6	trans-1,3-Dichloropropene	ND		1.0	0.37
79-01-6	Trichloroethene	ND		1.0	0.46
75-69-4	Trichlorofluoromethane	ND		1.0	0.88
75-01-4	Vinyl chloride	ND		1.0	0.90
1330-20-7	Xylenes, Total	ND		1.0	0.66

CAS NO.	SURROGATE	%REC	Q	LIMITS
17060-07-0	1,2-Dichloroethane-d4 (Surr)	117		66-137
460-00-4	4-Bromofluorobenzene (Surr)	91		73-120
2037-26-5	Toluene-d8 (Surr)	93		71-126

TestAmerica Buffalo
Target Compound Quantitation Report

Data File: \\Bufchrom\ChromData\HP5973P\20131016-26252.b\P2767.D
Lims ID: 480-47308-A-22 Lab Sample ID:
Client ID: TRIP BLANK
Sample Type: Client
Inject. Date: 16-Oct-2013 12:46:30 ALS Bottle#: 31 Worklist Smp#: 10
Purge Vol: 5.000 mL Dil. Factor: 1.0000
Sample Info: 480-47308-A-22
Misc. Info.: 480-0026252-010 =480-0026252-010
Operator ID: PJQ Instrument ID: HP5973P

Method: \\Bufchrom\ChromData\HP5973P\20131016-26252.b\P-8260H2O.m
Limit Group: MV - 8260C ICAL
Last Update: 16-Oct-2013 20:43:06 Calib Date: 30-Sep-2013 22:31:30
Integrator: RTE ID Type: Deconvolution ID
Quant Method: Internal Standard Quant By: Initial Calibration
Last ICal File: \\Bufchrom\ChromData\HP5973P\20130930-25739.b\P2168.D

Column 1 : ZB-624 (0.25 mm) Detector MS SCAN
Process Host: XAWRK020

First Level Reviewer: cwiklinc Date: 16-Oct-2013 20:44:21

Compound	Sig	RT (min.)	Adj RT (min.)	Dlt RT (min.)	Q	Response	On-Col Amt ug/L	Flags
* 1 1,4-Difluorobenzene	114	7.819	7.819	0.0	91	115319	25.0	
* 2 Chlorobenzene-d5	82	11.567	11.567	0.0	79	68044	25.0	
* 3 1,4-Dichlorobenzene-d4	152	14.730	14.730	0.0	93	80733	25.0	
$ 4 1,2-Dichloroethane-d4 (Surr)	67	7.387	7.381	0.006	57	30786	29.3	
$ 5 Toluene-d8 (Surr)	98	9.632	9.626	0.006	88	148146	23.3	
$ 6 4-Bromofluorobenzene (Surr)	174	13.191	13.185	0.006	89	52065	22.6	
10 Dichlorodifluoromethane	85		2.685					
11 Chloromethane	50		2.885					
17 Vinyl chloride	62		3.074					
12 Bromomethane	94		3.475					
13 Chloroethane	64		3.579					
14 Trichlorofluoromethane	101		3.932					
16 1,1,2-Trichloro-1,2,2-trifluoroe	101		4.461					
25 1,1-Dichloroethene	96		4.479					
24 Acetone	43		4.540					
27 Carbon disulfide	76		4.771					
30 Methyl acetate	43		4.875					
31 Methylene Chloride	84		5.033					
32 Methyl tert-butyl ether	73		5.270					
35 trans-1,2-Dichloroethene	96		5.313					
40 1,1-Dichloroethane	63		5.793					
44 2-Butanone (MEK)	43		6.426					
43 cis-1,2-Dichloroethene	96		6.438					
49 Chloroform	83		6.785					
52 1,1,1-Trichloroethane	97		6.992					
54 Cyclohexane	56		7.046					
55 Carbon tetrachloride	117		7.174					
57 Benzene	78		7.424					
60 1,2-Dichloroethane	62		7.466					
62 Trichloroethene	95		8.154					
64 Methylcyclohexane	83		8.354					

Compound	Sig	RT (min.)	Adj RT (min.)	Dlt RT (min.)	Q	Response	On-Col Amt ug/L	Flags
63 1,2-Dichloropropane	63		8.452					
70 Dichlorobromomethane	83		8.786					
73 cis-1,3-Dichloropropene	75		9.310					
75 4-Methyl-2-pentanone (MIBK)	43		9.449					
76 Toluene	92		9.711					
78 trans-1,3-Dichloropropene	75		10.015					
79 1,1,2-Trichloroethane	83		10.277					
80 Tetrachloroethene	166		10.423					
83 2-Hexanone	43		10.520					
81 Chlorodibromomethane	129		10.824					
85 Ethylene Dibromide	107		10.995					
87 Chlorobenzene	112		11.603					
89 Ethylbenzene	91		11.700					
90 m-Xylene & p-Xylene	106		11.852					
93 o-Xylene	106		12.424					
94 Styrene	104		12.455					
92 Bromoform	173		12.802					
95 Isopropylbenzene	105		12.911					
97 1,1,2,2-Tetrachloroethane	83		13.398					
110 1,3-Dichlorobenzene	146		14.645					
111 1,4-Dichlorobenzene	146		14.760					
116 1,2-Dichlorobenzene	146		15.253					
117 1,2-Dibromo-3-Chloropropane	75		16.245					
119 1,2,4-Trichlorobenzene	180		17.194					
S 126 Xylenes, Total	1		30.000					

Report Date: 16-Oct-2013 20:44:21 Chrom Revision: 2.1 30-Sep-2013 13:45:28

TestAmerica Buffalo

Data File:	\\Bufchrom\ChromData\HP5973P\20131016-26252.b\P2767.D				
Injection Date:	16-Oct-2013 12:46:30	Instrument ID:	HP5973P	Operator ID:	PJQ
Lims ID:	480-47308-A-22	Lab Sample ID:		Worklist Smp#:	10
Client ID:	TRIP BLANK				
Purge Vol:	5.000 mL	Dil. Factor:	1.0000	ALS Bottle#:	31
Method:	P-8260H2O	Limit Group:	MV - 8260C ICAL		

Column: ZB-624 (0.25 mm)

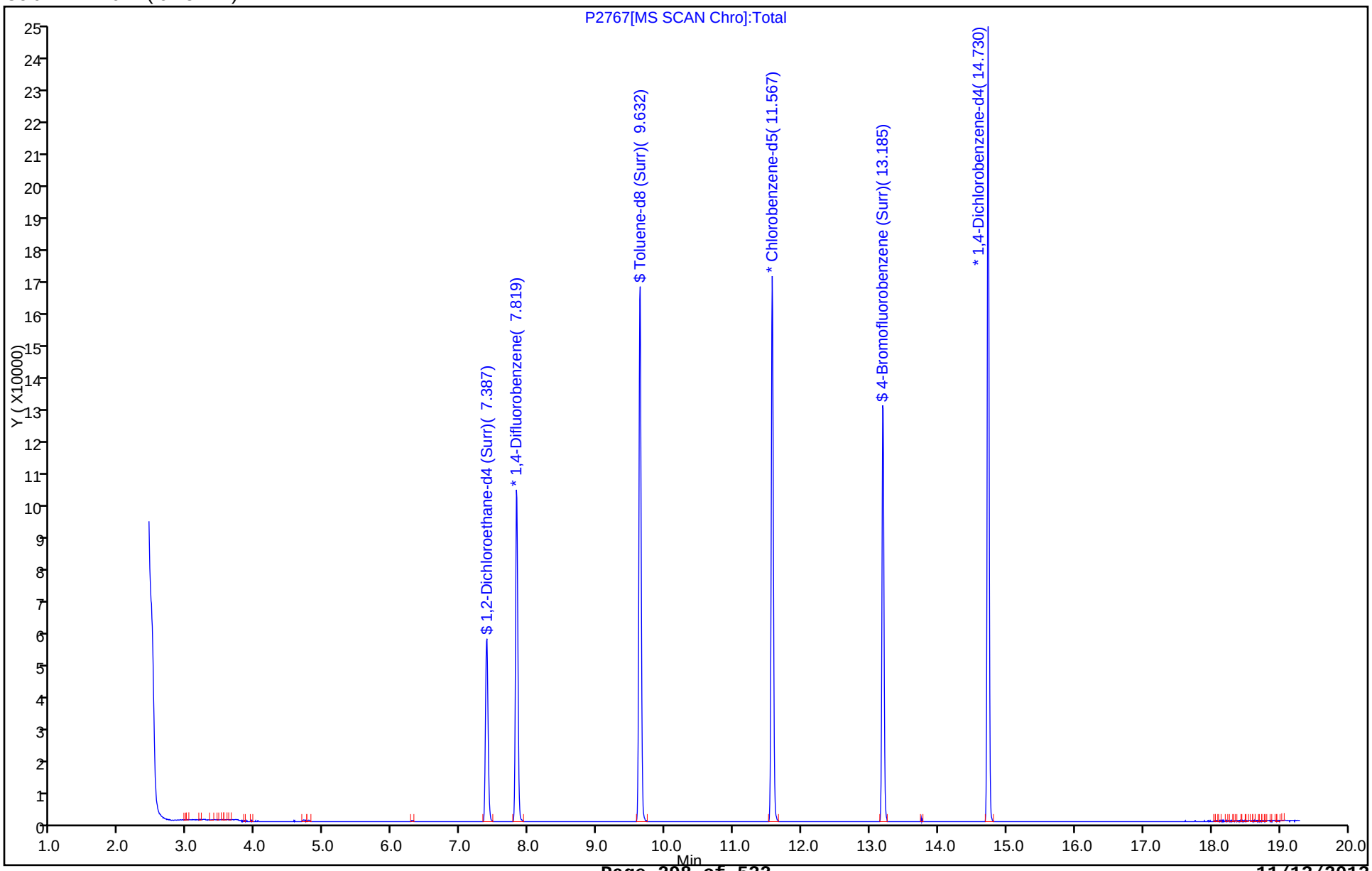

FORM I
GC/MS VOA ORGANICS ANALYSIS DATA SHEET

Lab Name: TestAmerica Buffalo | Job No.: 480-47308-1

SDG No.:

Client Sample ID: DUP-100313 | Lab Sample ID: 480-47308-23

Matrix: Water | Lab File ID: P2789.D

Analysis Method: 8260C | Date Collected: 10/03/2013 00:00

Sample wt/vol: 5(mL) | Date Analyzed: 10/16/2013 23:43

Soil Aliquot Vol: | Dilution Factor: 1

Soil Extract Vol.: | GC Column: ZB-624 (60) ID: 0.25(mm)

% Moisture: | Level: (low/med) Low

Analysis Batch No.: 145436 | Units: ug/L

CAS NO.	COMPOUND NAME	RESULT	Q	RL	MDL
71-55-6	1,1,1-Trichloroethane	ND		1.0	0.82
79-34-5	1,1,2,2-Tetrachloroethane	ND		1.0	0.21
76-13-1	1,1,2-Trichloro-1,2,2-trifluoroethane	ND		1.0	0.31
79-00-5	1,1,2-Trichloroethane	ND		1.0	0.23
75-34-3	1,1-Dichloroethane	3.0		1.0	0.38
75-35-4	1,1-Dichloroethene	ND		1.0	0.29
120-82-1	1,2,4-Trichlorobenzene	ND		1.0	0.41
96-12-8	1,2-Dibromo-3-Chloropropane	ND		1.0	0.39
106-93-4	1,2-Dibromoethane	ND		1.0	0.73
95-50-1	1,2-Dichlorobenzene	ND		1.0	0.79
107-06-2	1,2-Dichloroethane	ND		1.0	0.21
78-87-5	1,2-Dichloropropane	ND		1.0	0.72
541-73-1	1,3-Dichlorobenzene	ND		1.0	0.78
106-46-7	1,4-Dichlorobenzene	ND		1.0	0.84
78-93-3	2-Butanone (MEK)	ND		10	1.3
591-78-6	2-Hexanone	ND		5.0	1.2
108-10-1	4-Methyl-2-pentanone (MIBK)	ND		5.0	2.1
67-64-1	Acetone	ND		10	3.0
71-43-2	Benzene	ND		1.0	0.41
75-27-4	Bromodichloromethane	ND		1.0	0.39
75-25-2	Bromoform	ND		1.0	0.26
74-83-9	Bromomethane	ND		1.0	0.69
75-15-0	Carbon disulfide	ND		1.0	0.19
56-23-5	Carbon tetrachloride	ND		1.0	0.27
108-90-7	Chlorobenzene	ND		1.0	0.75
75-00-3	Chloroethane	ND		1.0	0.32
67-66-3	Chloroform	ND		1.0	0.34
74-87-3	Chloromethane	ND		1.0	0.35
156-59-2	cis-1,2-Dichloroethene	34		1.0	0.81
10061-01-5	cis-1,3-Dichloropropene	ND		1.0	0.36
110-82-7	Cyclohexane	ND		1.0	0.18
124-48-1	Dibromochloromethane	ND		1.0	0.32
75-71-8	Dichlorodifluoromethane	ND	*	1.0	0.68
100-41-4	Ethylbenzene	ND		1.0	0.74
98-82-8	Isopropylbenzene	ND		1.0	0.79

FORM I
GC/MS VOA ORGANICS ANALYSIS DATA SHEET

Lab Name: TestAmerica Buffalo | Job No.: 480-47308-1

SDG No.:

Client Sample ID: DUP-100313 | Lab Sample ID: 480-47308-23

Matrix: Water | Lab File ID: P2789.D

Analysis Method: 8260C | Date Collected: 10/03/2013 00:00

Sample wt/vol: 5(mL) | Date Analyzed: 10/16/2013 23:43

Soil Aliquot Vol: | Dilution Factor: 1

Soil Extract Vol.: | GC Column: ZB-624 (60) ID: 0.25(mm)

% Moisture: | Level: (low/med) Low

Analysis Batch No.: 145436 | Units: ug/L

CAS NO.	COMPOUND NAME	RESULT	Q	RL	MDL
79-20-9	Methyl acetate	ND		1.0	0.50
1634-04-4	Methyl tert-butyl ether	ND		1.0	0.16
108-87-2	Methylcyclohexane	ND		1.0	0.16
75-09-2	Methylene Chloride	ND		1.0	0.44
179601-23-1	m-Xylene & p-Xylene	ND		1.0	0.66
95-47-6	o-Xylene	ND		1.0	0.76
100-42-5	Styrene	ND		1.0	0.73
127-18-4	Tetrachloroethene	ND		1.0	0.36
108-88-3	Toluene	ND		1.0	0.51
156-60-5	trans-1,2-Dichloroethene	2.4		1.0	0.90
10061-02-6	trans-1,3-Dichloropropene	ND		1.0	0.37
79-01-6	Trichloroethene	0.79	J	1.0	0.46
75-69-4	Trichlorofluoromethane	ND		1.0	0.88
75-01-4	Vinyl chloride	20		1.0	0.90
1330-20-7	Xylenes, Total	ND		1.0	0.66

CAS NO.	SURROGATE	%REC	Q	LIMITS
17060-07-0	1,2-Dichloroethane-d4 (Surr)	111		66-137
460-00-4	4-Bromofluorobenzene (Surr)	96		73-120
2037-26-5	Toluene-d8 (Surr)	96		71-126

TestAmerica Buffalo
Target Compound Quantitation Report

Data File: \\Bufchrom\ChromData\HP5973P\20131016-26284.b\P2789.D
Lims ID: 480-47308-B-23 Lab Sample ID:
Client ID: DUP-100313
Sample Type: Client
Inject. Date: 16-Oct-2013 23:43:30 ALS Bottle#: 3 Worklist Smp#: 8
Purge Vol: 5.000 mL Dil. Factor: 1.0000
Sample Info: 480-47308-B-23
Misc. Info.: 480-0026284-008 =480-0026284-008
Operator ID: CDC Instrument ID: HP5973P

Method: \\Bufchrom\ChromData\HP5973P\20131016-26284.b\P-8260H2O.m
Limit Group: MV - 8260C ICAL
Last Update: 17-Oct-2013 07:49:21 Calib Date: 30-Sep-2013 22:31:30
Integrator: RTE ID Type: Deconvolution ID
Quant Method: Internal Standard Quant By: Initial Calibration
Last ICal File: \\Bufchrom\ChromData\HP5973P\20130930-25739.b\P2168.D

Column 1 : ZB-624 (0.25 mm) Detector MS SCAN
Process Host: XAWRK003

First Level Reviewer: quirkp Date: 17-Oct-2013 07:49:39

Compound	Sig	RT (min.)	Adj RT (min.)	Dlt RT (min.)	Q	Response	On-Col Amt ug/L	Flags
* 1 1,4-Difluorobenzene	114	7.819	7.819	0.0	91	130865	25.0	
* 2 Chlorobenzene-d5	82	11.567	11.567	0.0	79	74724	25.0	
* 3 1,4-Dichlorobenzene-d4	152	14.730	14.730	0.0	92	89551	25.0	
$ 4 1,2-Dichloroethane-d4 (Surr)	67	7.381	7.381	0.0	57	33163	27.8	
$ 5 Toluene-d8 (Surr)	98	9.626	9.626	0.0	88	167183	23.9	
$ 6 4-Bromofluorobenzene (Surr)	174	13.191	13.185	0.006	90	60333	23.9	
10 Dichlorodifluoromethane	85		2.684					
11 Chloromethane	50		2.903					
17 Vinyl chloride	62	3.074	3.086	-0.012	65	44229	20.4	
12 Bromomethane	94		3.481					
13 Chloroethane	64		3.585					
14 Trichlorofluoromethane	101		3.938					
16 1,1,2-Trichloro-1,2,2-trifluoroe	101		4.461					
25 1,1-Dichloroethene	96		4.479					
24 Acetone	43		4.552					
27 Carbon disulfide	76		4.777					
30 Methyl acetate	43		4.881					
31 Methylene Chloride	84		5.039					
32 Methyl tert-butyl ether	73		5.276					
35 trans-1,2-Dichloroethene	96	5.319	5.319	0.0	66	5732	2.40	
40 1,1-Dichloroethane	63	5.793	5.799	-0.006	31	12526	2.99	
44 2-Butanone (MEK)	43		6.432					
43 cis-1,2-Dichloroethene	96	6.450	6.450	0.0	66	89803	34.5	
49 Chloroform	83		6.791					
52 1,1,1-Trichloroethane	97		6.998					
54 Cyclohexane	56		7.046					
55 Carbon tetrachloride	117		7.180					
57 Benzene	78		7.424					
60 1,2-Dichloroethane	62		7.472					
62 Trichloroethene	95	8.154	8.154	0.0	36	1871	0.7947	
64 Methylcyclohexane	83		8.354					

Compound	Sig	RT (min.)	Adj RT (min.)	Dlt RT (min.)	Q	Response	On-Col Amt ug/L	Flags
63 1,2-Dichloropropane	63		8.458					
70 Dichlorobromomethane	83		8.792					
73 cis-1,3-Dichloropropene	75		9.309					
75 4-Methyl-2-pentanone (MIBK)	43		9.455					
76 Toluene	92		9.717					
78 trans-1,3-Dichloropropene	75		10.015					
79 1,1,2-Trichloroethane	83		10.277					
80 Tetrachloroethene	166		10.423					
83 2-Hexanone	43		10.526					
81 Chlorodibromomethane	129		10.824					
85 Ethylene Dibromide	107		10.995					
87 Chlorobenzene	112		11.609					
89 Ethylbenzene	91		11.700					
90 m-Xylene & p-Xylene	106		11.852					
93 o-Xylene	106		12.424					
94 Styrene	104		12.455					
92 Bromoform	173		12.807					
95 Isopropylbenzene	105		12.911					
97 1,1,2,2-Tetrachloroethane	83		13.404					
110 1,3-Dichlorobenzene	146		14.645					
111 1,4-Dichlorobenzene	146		14.760					
116 1,2-Dichlorobenzene	146		15.253					
117 1,2-Dibromo-3-Chloropropane	75		16.245					
119 1,2,4-Trichlorobenzene	180		17.194					
S 126 Xylenes, Total	1		30.000					

Report Date: 17-Oct-2013 07:49:39 Chrom Revision: 2.1 30-Sep-2013 13:45:28

TestAmerica Buffalo

Data File:	\\Bufchrom\ChromData\HP5973P\20131016-26284.b\P2789.D				
Injection Date:	16-Oct-2013 23:43:30	Instrument ID:	HP5973P	Operator ID:	CDC
Lims ID:	480-47308-B-23	Lab Sample ID:		Worklist Smp#:	8
Client ID:	DUP-100313				
Purge Vol:	5.000 mL	Dil. Factor:	1.0000	ALS Bottle#:	3
Method:	P-8260H2O	Limit Group:	MV - 8260C ICAL		

Column: ZB-624 (0.25 mm)

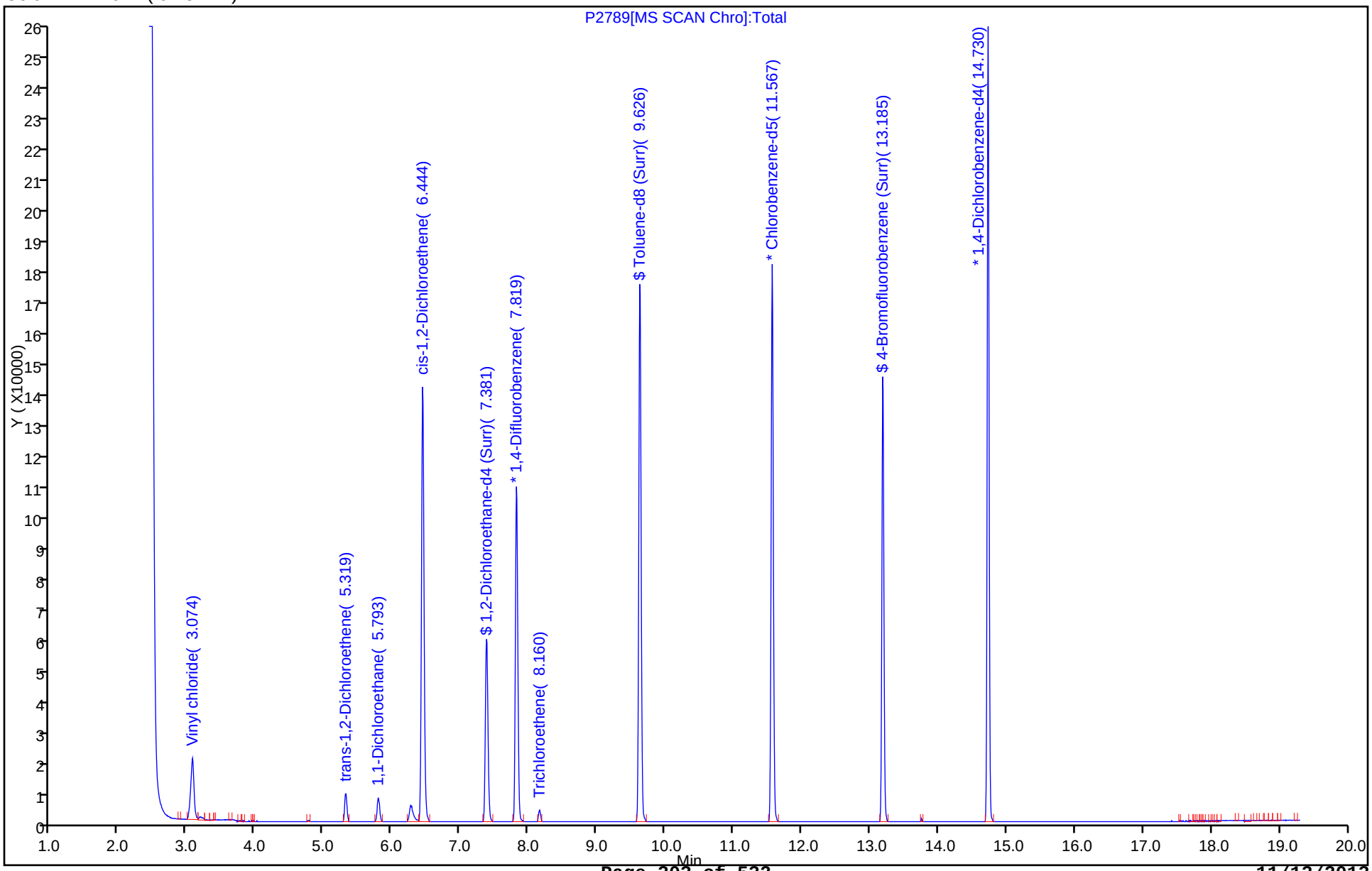

Report Date: 17-Oct-2013 07:49:39 Chrom Revision: 2.1 30-Sep-2013 13:45:28

TestAmerica Buffalo

Data File:	\\Bufchrom\ChromData\HP5973P\20131016-26284.b\P2789.D				
Injection Date:	16-Oct-2013 23:43:30	Instrument ID:	HP5973P		
Lims ID:	480-47308-B-23	Lab Sample ID:			
Client ID:	DUP-100313				
Operator ID:	CDC	ALS Bottle#:	3	Worklist Smp#:	8
Purge Vol:	5.000 mL	Dil. Factor:	1.0000		
Method:	P-8260H2O	Limit Group:	MV - 8260C ICAL		
Column:	ZB-624 (0.25 mm)	Detector	MS SCAN		

40 1,1-Dichloroethane, CAS: 75-34-3

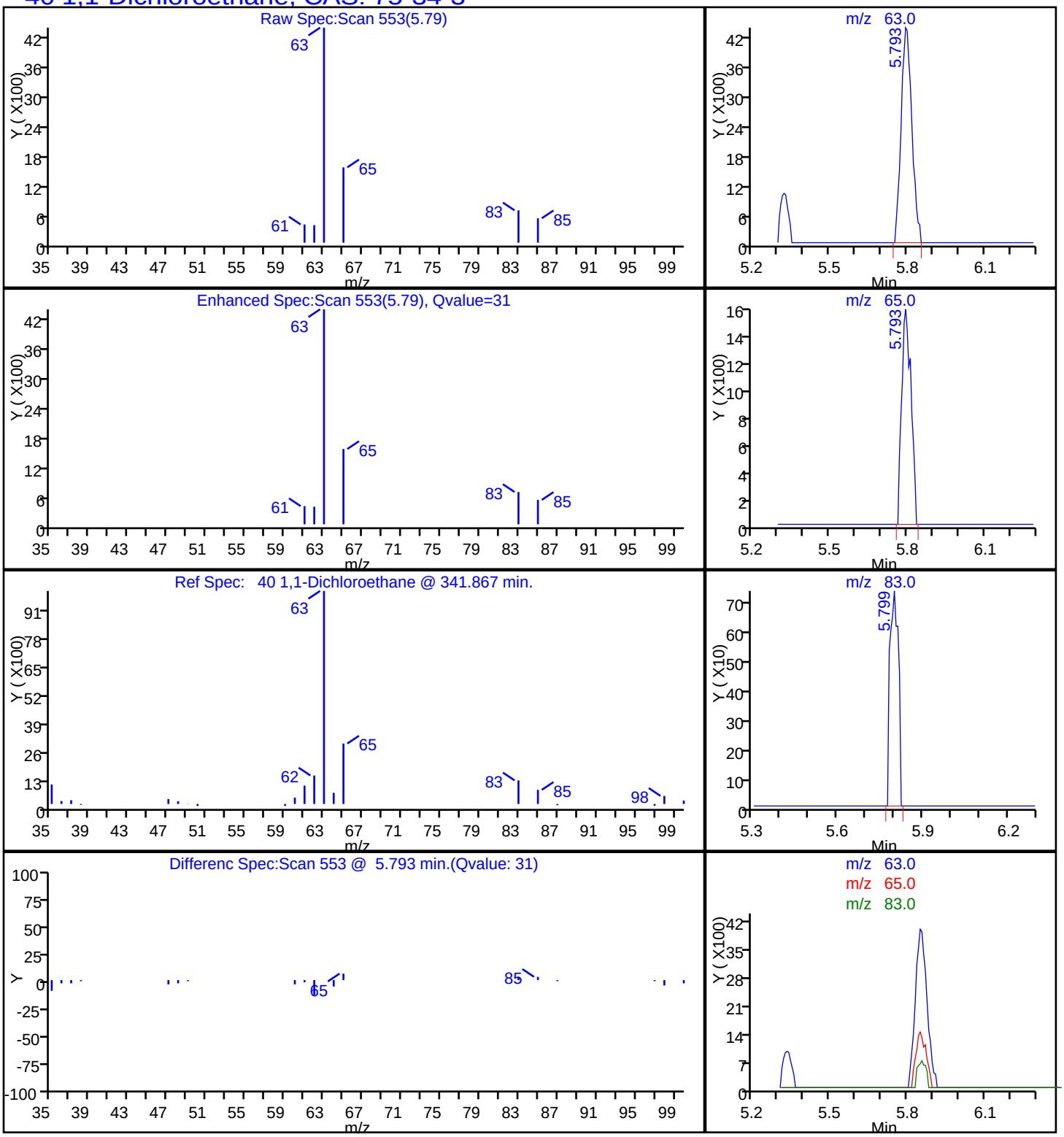

Report Date: 17-Oct-2013 07:49:39 Chrom Revision: 2.1 30-Sep-2013 13:45:28

TestAmerica Buffalo

Data File:	\\Bufchrom\ChromData\HP5973P\20131016-26284.b\P2789.D				
Injection Date:	16-Oct-2013 23:43:30	Instrument ID:	HP5973P		
Lims ID:	480-47308-B-23	Lab Sample ID:			
Client ID:	DUP-100313				
Operator ID:	CDC	ALS Bottle#:	3	Worklist Smp#:	8
Purge Vol:	5.000 mL	Dil. Factor:	1.0000		
Method:	P-8260H2O	Limit Group:	MV - 8260C ICAL		
Column:	ZB-624 (0.25 mm)	Detector	MS SCAN		

43 cis-1,2-Dichloroethene, CAS: 156-59-2

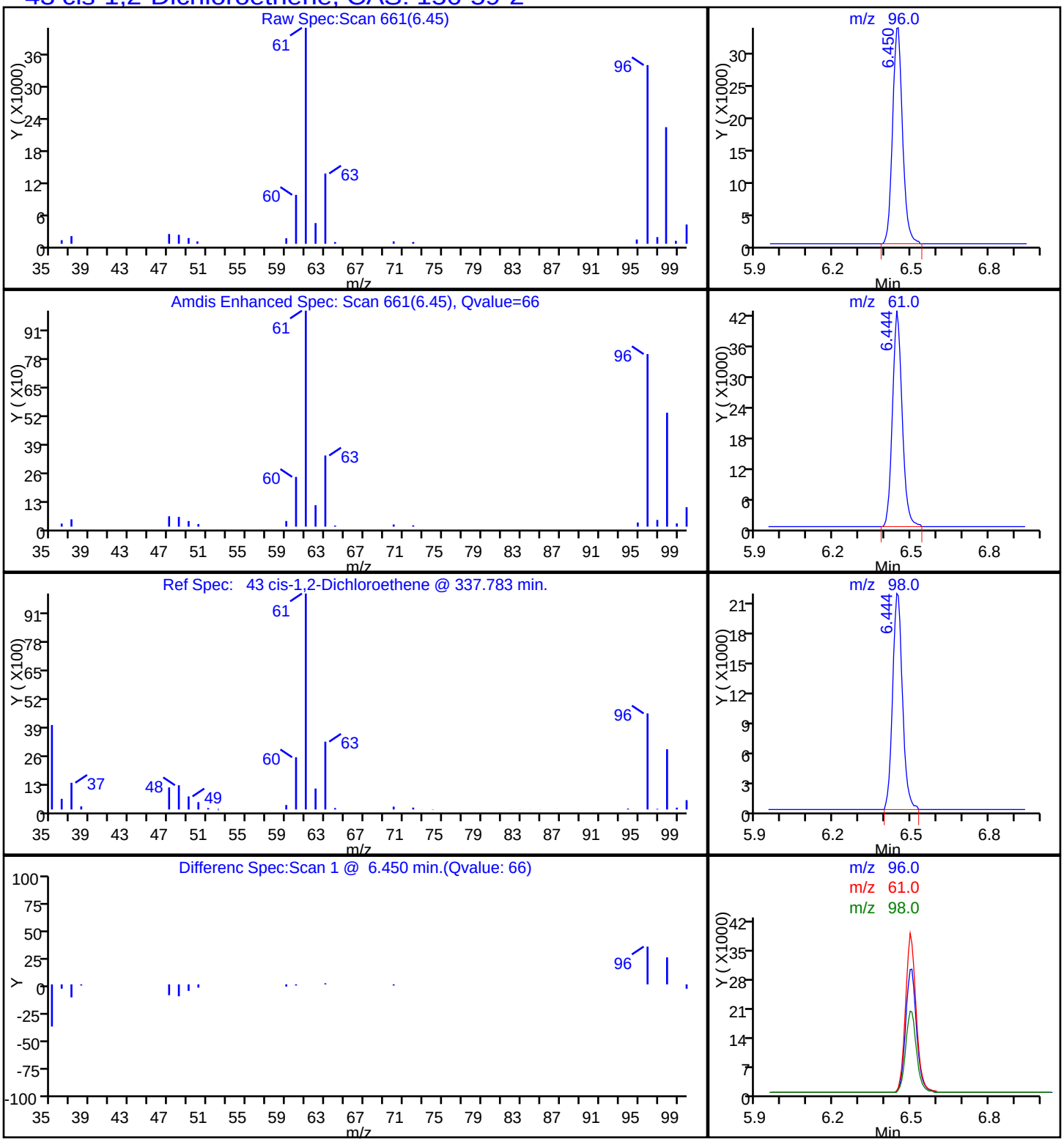

Report Date: 17-Oct-2013 07:49:39 Chrom Revision: 2.1 30-Sep-2013 13:45:28

TestAmerica Buffalo

Data File:	\\Bufchrom\ChromData\HP5973P\20131016-26284.b\P2789.D				
Injection Date:	16-Oct-2013 23:43:30	Instrument ID:	HP5973P		
Lims ID:	480-47308-B-23	Lab Sample ID:			
Client ID:	DUP-100313				
Operator ID:	CDC	ALS Bottle#:	3	Worklist Smp#:	8
Purge Vol:	5.000 mL	Dil. Factor:	1.0000		
Method:	P-8260H2O	Limit Group:	MV - 8260C ICAL		
Column:	ZB-624 (0.25 mm)	Detector	MS SCAN		

35 trans-1,2-Dichloroethene, CAS: 156-60-5

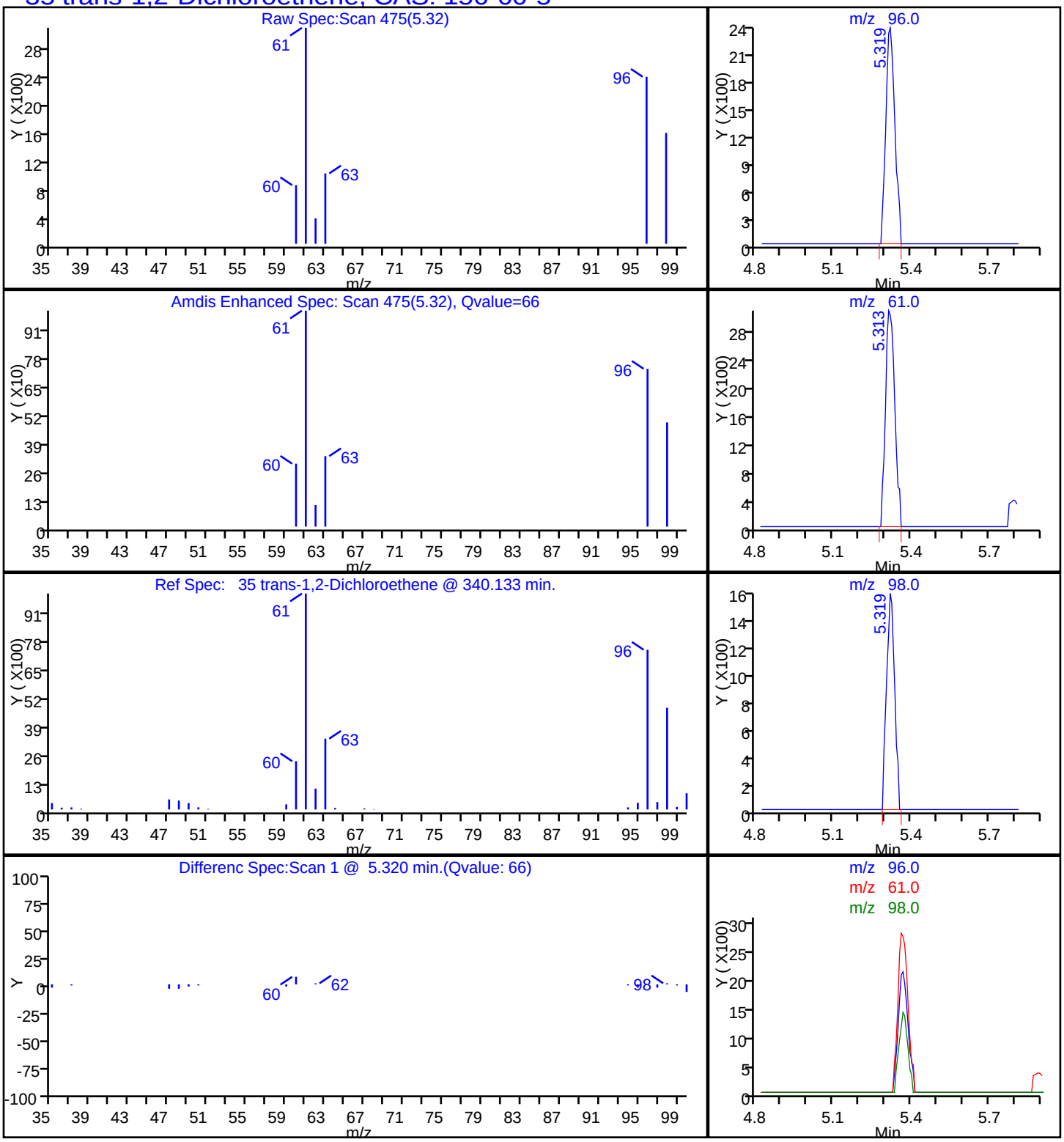

Report Date: 17-Oct-2013 07:49:39 Chrom Revision: 2.1 30-Sep-2013 13:45:28

TestAmerica Buffalo

Data File:	\\Bufchrom\ChromData\HP5973P\20131016-26284.b\P2789.D				
Injection Date:	16-Oct-2013 23:43:30	Instrument ID:	HP5973P		
Lims ID:	480-47308-B-23	Lab Sample ID:			
Client ID:	DUP-100313				
Operator ID:	CDC	ALS Bottle#:	3	Worklist Smp#:	8
Purge Vol:	5.000 mL	Dil. Factor:	1.0000		
Method:	P-8260H2O	Limit Group:	MV - 8260C ICAL		
Column:	ZB-624 (0.25 mm)	Detector	MS SCAN		

62 Trichloroethene, CAS: 79-01-6

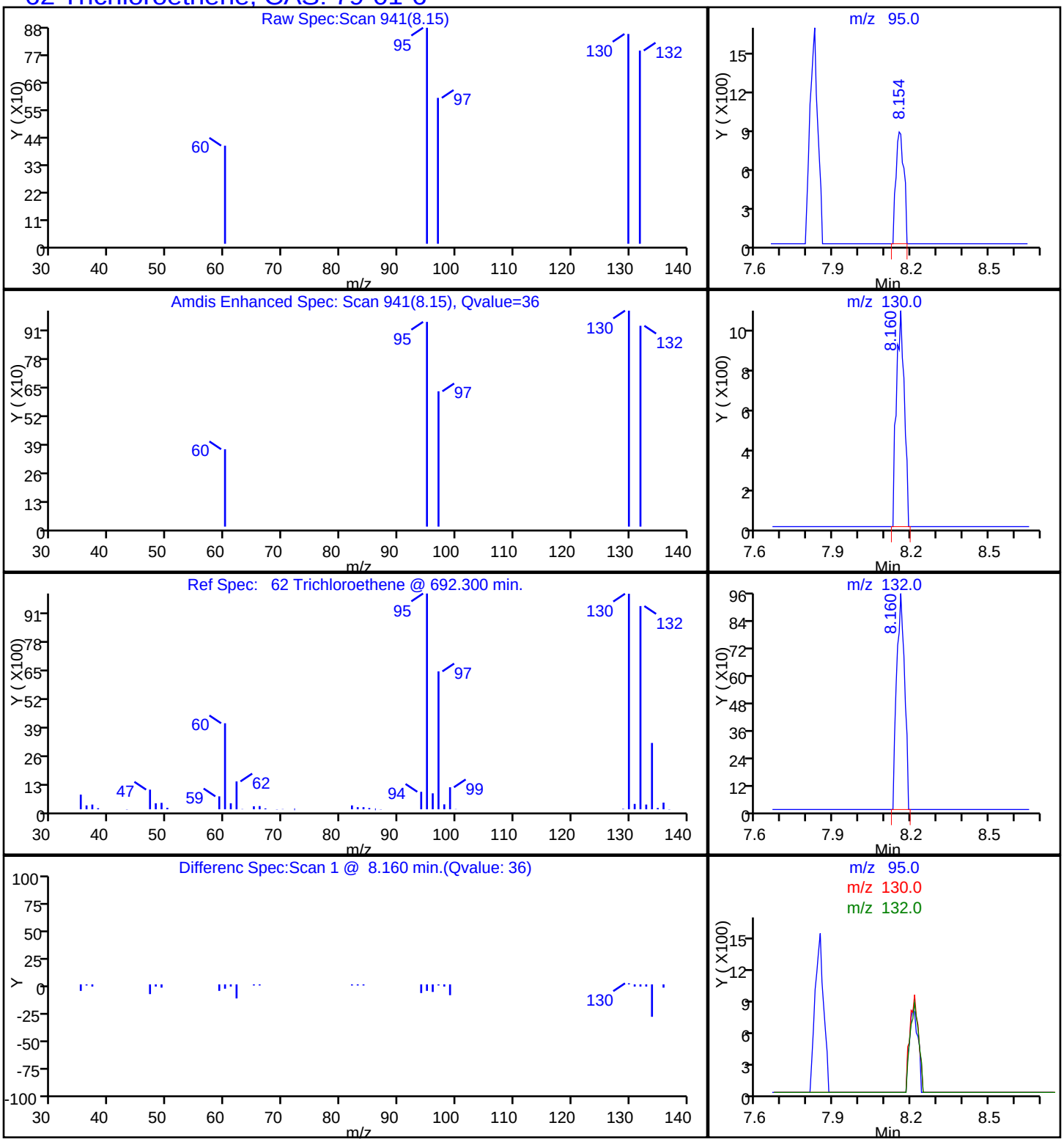

Report Date: 17-Oct-2013 07:49:39 Chrom Revision: 2.1 30-Sep-2013 13:45:28

TestAmerica Buffalo

Data File:	\\Bufchrom\ChromData\HP5973P\20131016-26284.b\P2789.D				
Injection Date:	16-Oct-2013 23:43:30	Instrument ID:	HP5973P		
Lims ID:	480-47308-B-23	Lab Sample ID:			
Client ID:	DUP-100313				
Operator ID:	CDC	ALS Bottle#:	3	Worklist Smp#:	8
Purge Vol:	5.000 mL	Dil. Factor:	1.0000		
Method:	P-8260H2O	Limit Group:	MV - 8260C ICAL		
Column:	ZB-624 (0.25 mm)	Detector	MS SCAN		

17 Vinyl chloride, CAS: 75-01-4

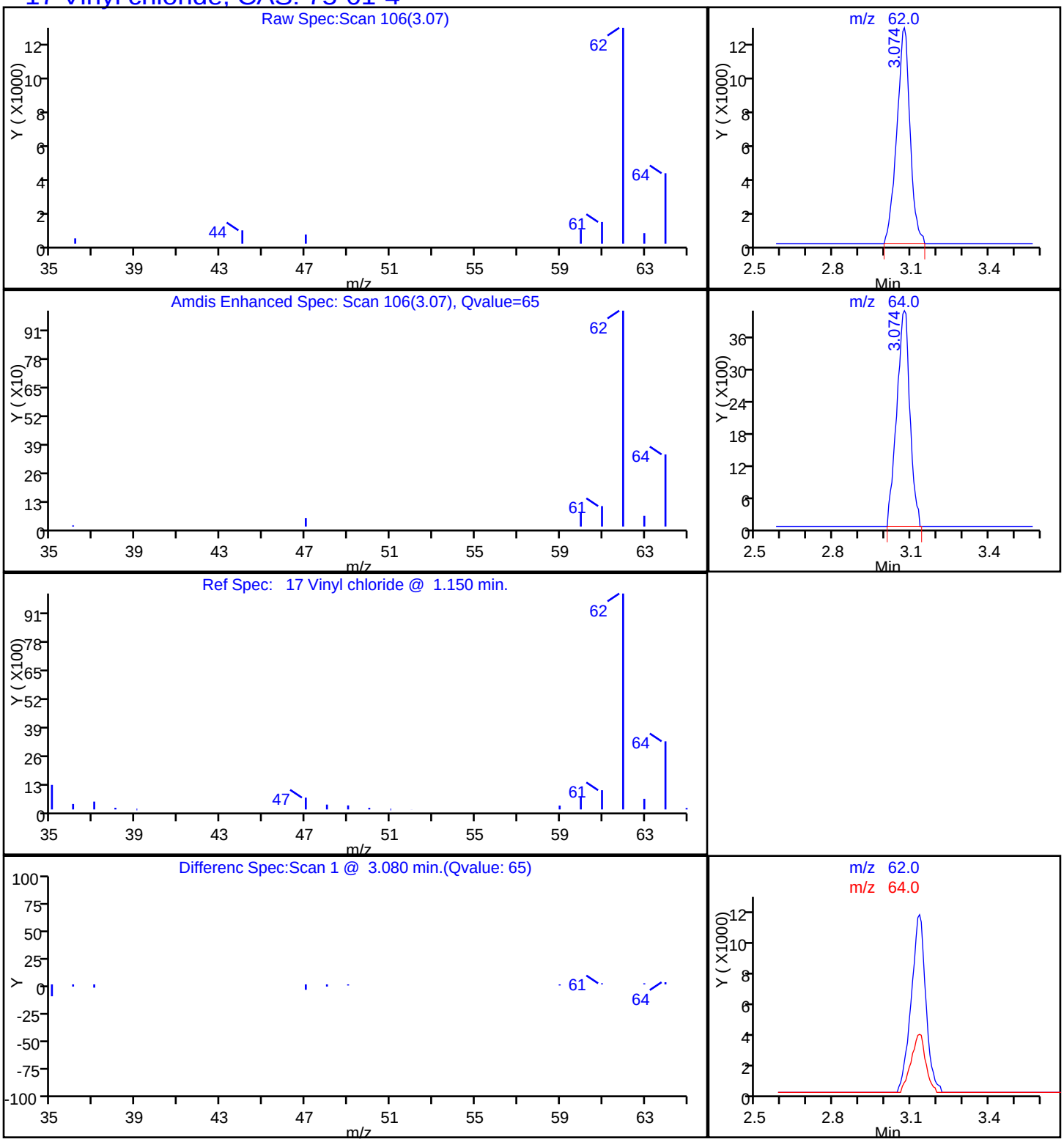

FORM I
GC/MS VOA ORGANICS ANALYSIS DATA SHEET

Lab Name: TestAmerica Buffalo | Job No.: 480-47308-1

SDG No.:

Client Sample ID: DUP-2-100313 | Lab Sample ID: 480-47308-24

Matrix: Water | Lab File ID: P2790.D

Analysis Method: 8260C | Date Collected: 10/03/2013 00:00

Sample wt/vol: 5(mL) | Date Analyzed: 10/17/2013 00:08

Soil Aliquot Vol: | Dilution Factor: 1

Soil Extract Vol.: | GC Column: ZB-624 (60) ID: 0.25(mm)

% Moisture: | Level: (low/med) Low

Analysis Batch No.: 145436 | Units: ug/L

CAS NO.	COMPOUND NAME	RESULT	Q	RL	MDL
71-55-6	1,1,1-Trichloroethane	ND		1.0	0.82
79-34-5	1,1,2,2-Tetrachloroethane	ND		1.0	0.21
76-13-1	1,1,2-Trichloro-1,2,2-trifluoroethane	ND		1.0	0.31
79-00-5	1,1,2-Trichloroethane	ND		1.0	0.23
75-34-3	1,1-Dichloroethane	4.4		1.0	0.38
75-35-4	1,1-Dichloroethene	ND		1.0	0.29
120-82-1	1,2,4-Trichlorobenzene	ND		1.0	0.41
96-12-8	1,2-Dibromo-3-Chloropropane	ND		1.0	0.39
106-93-4	1,2-Dibromoethane	ND		1.0	0.73
95-50-1	1,2-Dichlorobenzene	ND		1.0	0.79
107-06-2	1,2-Dichloroethane	ND		1.0	0.21
78-87-5	1,2-Dichloropropane	ND		1.0	0.72
541-73-1	1,3-Dichlorobenzene	ND		1.0	0.78
106-46-7	1,4-Dichlorobenzene	ND		1.0	0.84
78-93-3	2-Butanone (MEK)	ND		10	1.3
591-78-6	2-Hexanone	ND		5.0	1.2
108-10-1	4-Methyl-2-pentanone (MIBK)	ND		5.0	2.1
67-64-1	Acetone	ND		10	3.0
71-43-2	Benzene	ND		1.0	0.41
75-27-4	Bromodichloromethane	ND		1.0	0.39
75-25-2	Bromoform	ND		1.0	0.26
74-83-9	Bromomethane	ND		1.0	0.69
75-15-0	Carbon disulfide	ND		1.0	0.19
56-23-5	Carbon tetrachloride	ND		1.0	0.27
108-90-7	Chlorobenzene	ND		1.0	0.75
75-00-3	Chloroethane	ND		1.0	0.32
67-66-3	Chloroform	ND		1.0	0.34
74-87-3	Chloromethane	ND		1.0	0.35
156-59-2	cis-1,2-Dichloroethene	29		1.0	0.81
10061-01-5	cis-1,3-Dichloropropene	ND		1.0	0.36
110-82-7	Cyclohexane	ND		1.0	0.18
124-48-1	Dibromochloromethane	ND		1.0	0.32
75-71-8	Dichlorodifluoromethane	ND	*	1.0	0.68
100-41-4	Ethylbenzene	ND		1.0	0.74
98-82-8	Isopropylbenzene	ND		1.0	0.79

FORM I
GC/MS VOA ORGANICS ANALYSIS DATA SHEET

Lab Name: TestAmerica Buffalo | Job No.: 480-47308-1

SDG No.:

Client Sample ID: DUP-2-100313 | Lab Sample ID: 480-47308-24

Matrix: Water | Lab File ID: P2790.D

Analysis Method: 8260C | Date Collected: 10/03/2013 00:00

Sample wt/vol: 5(mL) | Date Analyzed: 10/17/2013 00:08

Soil Aliquot Vol: | Dilution Factor: 1

Soil Extract Vol.: | GC Column: ZB-624 (60) ID: 0.25(mm)

% Moisture: | Level: (low/med) Low

Analysis Batch No.: 145436 | Units: ug/L

CAS NO.	COMPOUND NAME	RESULT	Q	RL	MDL
79-20-9	Methyl acetate	ND		1.0	0.50
1634-04-4	Methyl tert-butyl ether	ND		1.0	0.16
108-87-2	Methylcyclohexane	ND		1.0	0.16
75-09-2	Methylene Chloride	ND		1.0	0.44
179601-23-1	m-Xylene & p-Xylene	ND		1.0	0.66
95-47-6	o-Xylene	ND		1.0	0.76
100-42-5	Styrene	ND		1.0	0.73
127-18-4	Tetrachloroethene	9.5		1.0	0.36
108-88-3	Toluene	ND		1.0	0.51
156-60-5	trans-1,2-Dichloroethene	ND		1.0	0.90
10061-02-6	trans-1,3-Dichloropropene	ND		1.0	0.37
79-01-6	Trichloroethene	12		1.0	0.46
75-69-4	Trichlorofluoromethane	ND		1.0	0.88
75-01-4	Vinyl chloride	5.4		1.0	0.90
1330-20-7	Xylenes, Total	ND		1.0	0.66

CAS NO.	SURROGATE	%REC	Q	LIMITS
17060-07-0	1,2-Dichloroethane-d4 (Surr)	112		66-137
460-00-4	4-Bromofluorobenzene (Surr)	94		73-120
2037-26-5	Toluene-d8 (Surr)	95		71-126

TestAmerica Buffalo
Target Compound Quantitation Report

Data File: \\Bufchrom\ChromData\HP5973P\20131016-26284.b\P2790.D
Lims ID: 480-47308-B-24 Lab Sample ID:
Client ID: DUP-2-100313
Sample Type: Client
Inject. Date: 17-Oct-2013 00:08:30 ALS Bottle#: 4 Worklist Smp#: 9
Purge Vol: 5.000 mL Dil. Factor: 1.0000
Sample Info: 480-47308-B-24
Misc. Info.: 480-0026284-009 =480-0026284-009
Operator ID: CDC Instrument ID: HP5973P

Method: \\Bufchrom\ChromData\HP5973P\20131016-26284.b\P-8260H2O.m
Limit Group: MV - 8260C ICAL
Last Update: 17-Oct-2013 07:49:21 Calib Date: 30-Sep-2013 22:31:30
Integrator: RTE ID Type: Deconvolution ID
Quant Method: Internal Standard Quant By: Initial Calibration
Last ICal File: \\Bufchrom\ChromData\HP5973P\20130930-25739.b\P2168.D

Column 1 : ZB-624 (0.25 mm) Detector MS SCAN
Process Host: XAWRK003

First Level Reviewer: quirkp Date: 17-Oct-2013 07:49:57

Compound	Sig	RT (min.)	Adj RT (min.)	Dlt RT (min.)	Q	Response	On-Col Amt ug/L	Flags
* 1 1,4-Difluorobenzene	114	7.819	7.819	0.0	91	122165	25.0	
* 2 Chlorobenzene-d5	82	11.566	11.567	-0.001	77	71118	25.0	
* 3 1,4-Dichlorobenzene-d4	152	14.730	14.730	0.0	92	85048	25.0	
$ 4 1,2-Dichloroethane-d4 (Surr)	67	7.381	7.381	0.0	57	31176	28.0	
$ 5 Toluene-d8 (Surr)	98	9.626	9.626	0.0	89	158235	23.8	
$ 6 4-Bromofluorobenzene (Surr)	174	13.185	13.185	0.0	88	56442	23.5	
10 Dichlorodifluoromethane	85		2.684					
11 Chloromethane	50		2.903					
17 Vinyl chloride	62	3.062	3.086	-0.024	35	10834	5.36	
12 Bromomethane	94		3.481					
13 Chloroethane	64		3.585					
14 Trichlorofluoromethane	101		3.938					
16 1,1,2-Trichloro-1,2,2-trifluoroe	101		4.461					
25 1,1-Dichloroethene	96		4.479					
24 Acetone	43		4.552					
27 Carbon disulfide	76		4.777					
30 Methyl acetate	43		4.881					
31 Methylene Chloride	84		5.039					
32 Methyl tert-butyl ether	73		5.276					
35 trans-1,2-Dichloroethene	96	5.313	5.319	-0.006	54	1802	0.8098	
40 1,1-Dichloroethane	63	5.799	5.799	0.0	37	17278	4.42	
44 2-Butanone (MEK)	43		6.432					
43 cis-1,2-Dichloroethene	96	6.444	6.450	-0.006	66	70942	29.2	
49 Chloroform	83		6.791					
52 1,1,1-Trichloroethane	97		6.998					
54 Cyclohexane	56		7.046					
55 Carbon tetrachloride	117		7.180					
57 Benzene	78		7.424					
60 1,2-Dichloroethane	62		7.472					
62 Trichloroethene	95	8.154	8.154	0.0	84	25727	11.7	
64 Methylcyclohexane	83		8.354					

Compound	Sig	RT (min.)	Adj RT (min.)	Dlt RT (min.)	Q	Response	On-Col Amt ug/L	Flags
63 1,2-Dichloropropane	63		8.458					
70 Dichlorobromomethane	83		8.792					
73 cis-1,3-Dichloropropene	75		9.309					
75 4-Methyl-2-pentanone (MIBK)	43		9.455					
76 Toluene	92		9.717					
78 trans-1,3-Dichloropropene	75		10.015					
79 1,1,2-Trichloroethane	83		10.277					
80 Tetrachloroethene	166	10.423	10.423	0.0	88	26796	9.54	
83 2-Hexanone	43		10.526					
81 Chlorodibromomethane	129		10.824					
85 Ethylene Dibromide	107		10.995					
87 Chlorobenzene	112		11.609					
89 Ethylbenzene	91		11.700					
90 m-Xylene & p-Xylene	106		11.852					
93 o-Xylene	106		12.424					
94 Styrene	104		12.455					
92 Bromoform	173		12.807					
95 Isopropylbenzene	105		12.911					
97 1,1,2,2-Tetrachloroethane	83		13.404					
110 1,3-Dichlorobenzene	146		14.645					
111 1,4-Dichlorobenzene	146		14.760					
116 1,2-Dichlorobenzene	146		15.253					
117 1,2-Dibromo-3-Chloropropane	75		16.245					
119 1,2,4-Trichlorobenzene	180		17.194					
S 126 Xylenes, Total	1		30.000					

Report Date: 17-Oct-2013 07:49:57 Chrom Revision: 2.1 30-Sep-2013 13:45:28

TestAmerica Buffalo

Data File:	\\Bufchrom\ChromData\HP5973P\20131016-26284.b\P2790.D				
Injection Date:	17-Oct-2013 00:08:30	Instrument ID:	HP5973P	Operator ID:	CDC
Lims ID:	480-47308-B-24	Lab Sample ID:		Worklist Smp#:	9
Client ID:	DUP-2-100313				
Purge Vol:	5.000 mL	Dil. Factor:	1.0000	ALS Bottle#:	4
Method:	P-8260H2O	Limit Group:	MV - 8260C ICAL		

Column: ZB-624 (0.25 mm)

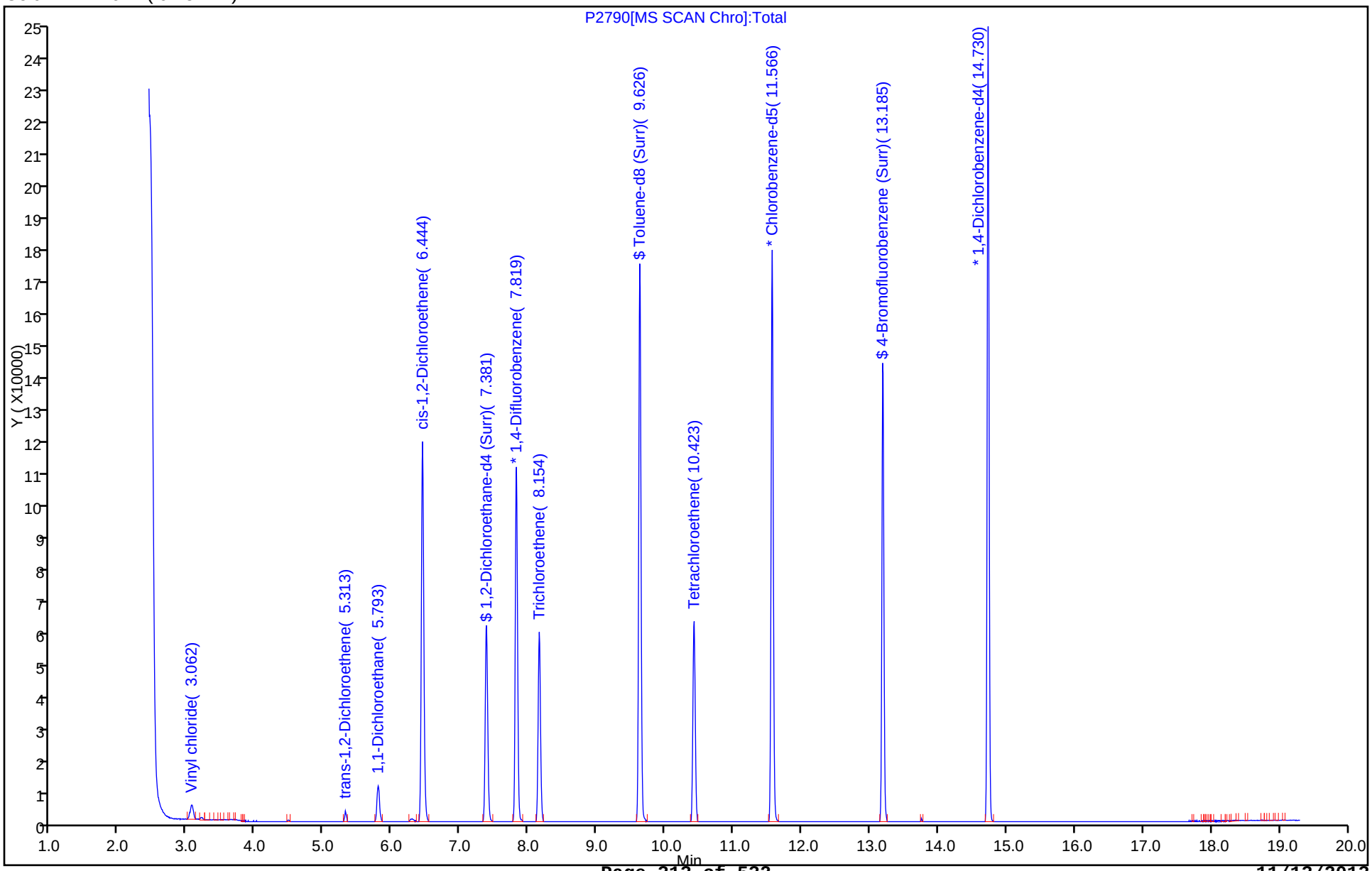

Report Date: 17-Oct-2013 07:49:57 Chrom Revision: 2.1 30-Sep-2013 13:45:28

TestAmerica Buffalo

Data File:	\\Bufchrom\ChromData\HP5973P\20131016-26284.b\P2790.D				
Injection Date:	17-Oct-2013 00:08:30	Instrument ID:	HP5973P		
Lims ID:	480-47308-B-24	Lab Sample ID:			
Client ID:	DUP-2-100313				
Operator ID:	CDC	ALS Bottle#:	4	Worklist Smp#:	9
Purge Vol:	5.000 mL	Dil. Factor:	1.0000		
Method:	P-8260H2O	Limit Group:	MV - 8260C ICAL		
Column:	ZB-624 (0.25 mm)	Detector	MS SCAN		

40 1,1-Dichloroethane, CAS: 75-34-3

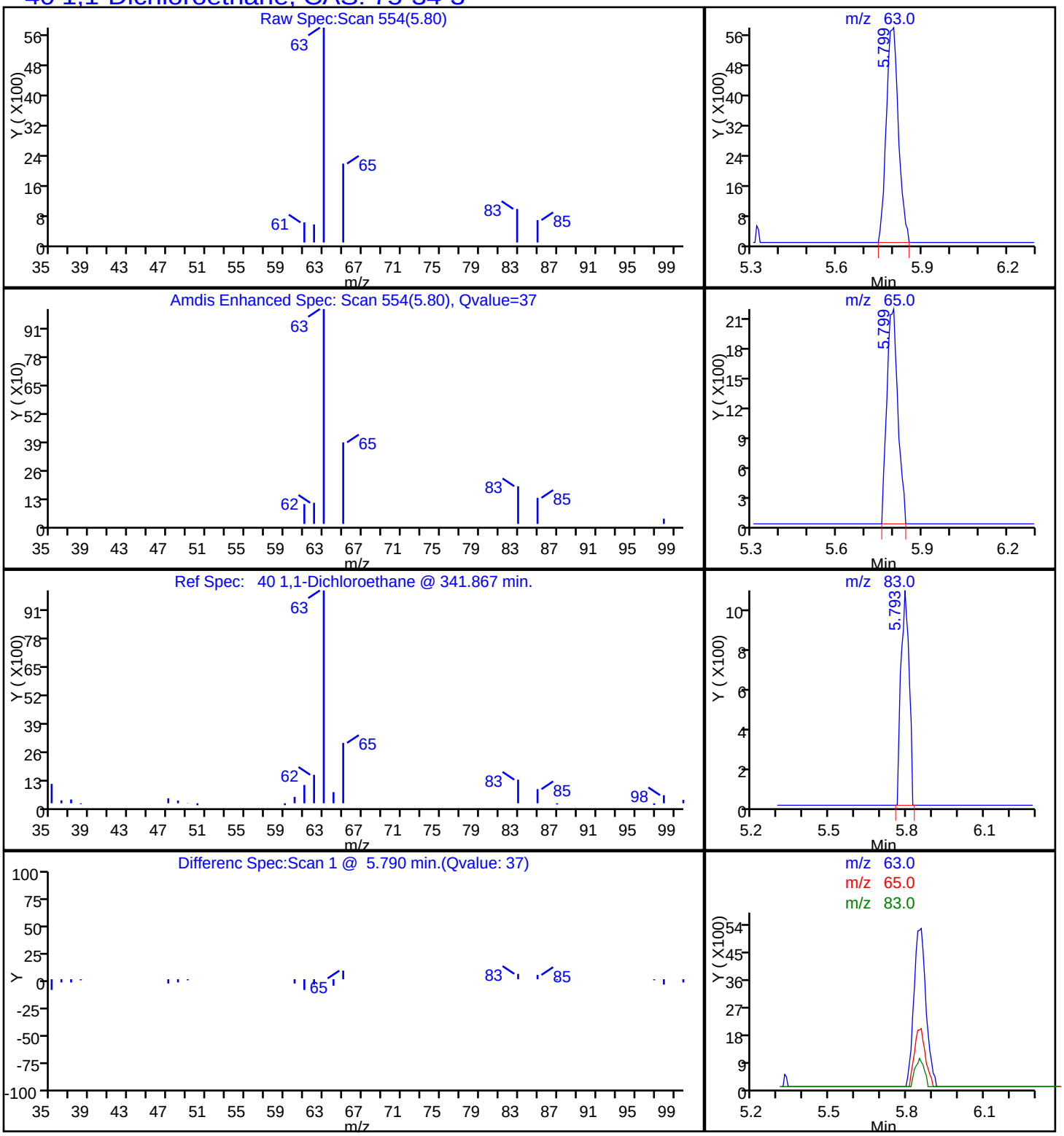

Report Date: 17-Oct-2013 07:49:57 Chrom Revision: 2.1 30-Sep-2013 13:45:28

TestAmerica Buffalo

Data File:	\\Bufchrom\ChromData\HP5973P\20131016-26284.b\P2790.D				
Injection Date:	17-Oct-2013 00:08:30	Instrument ID:	HP5973P		
Lims ID:	480-47308-B-24	Lab Sample ID:			
Client ID:	DUP-2-100313				
Operator ID:	CDC	ALS Bottle#:	4	Worklist Smp#:	9
Purge Vol:	5.000 mL	Dil. Factor:	1.0000		
Method:	P-8260H2O	Limit Group:	MV - 8260C ICAL		
Column:	ZB-624 (0.25 mm)	Detector	MS SCAN		

43 cis-1,2-Dichloroethene, CAS: 156-59-2

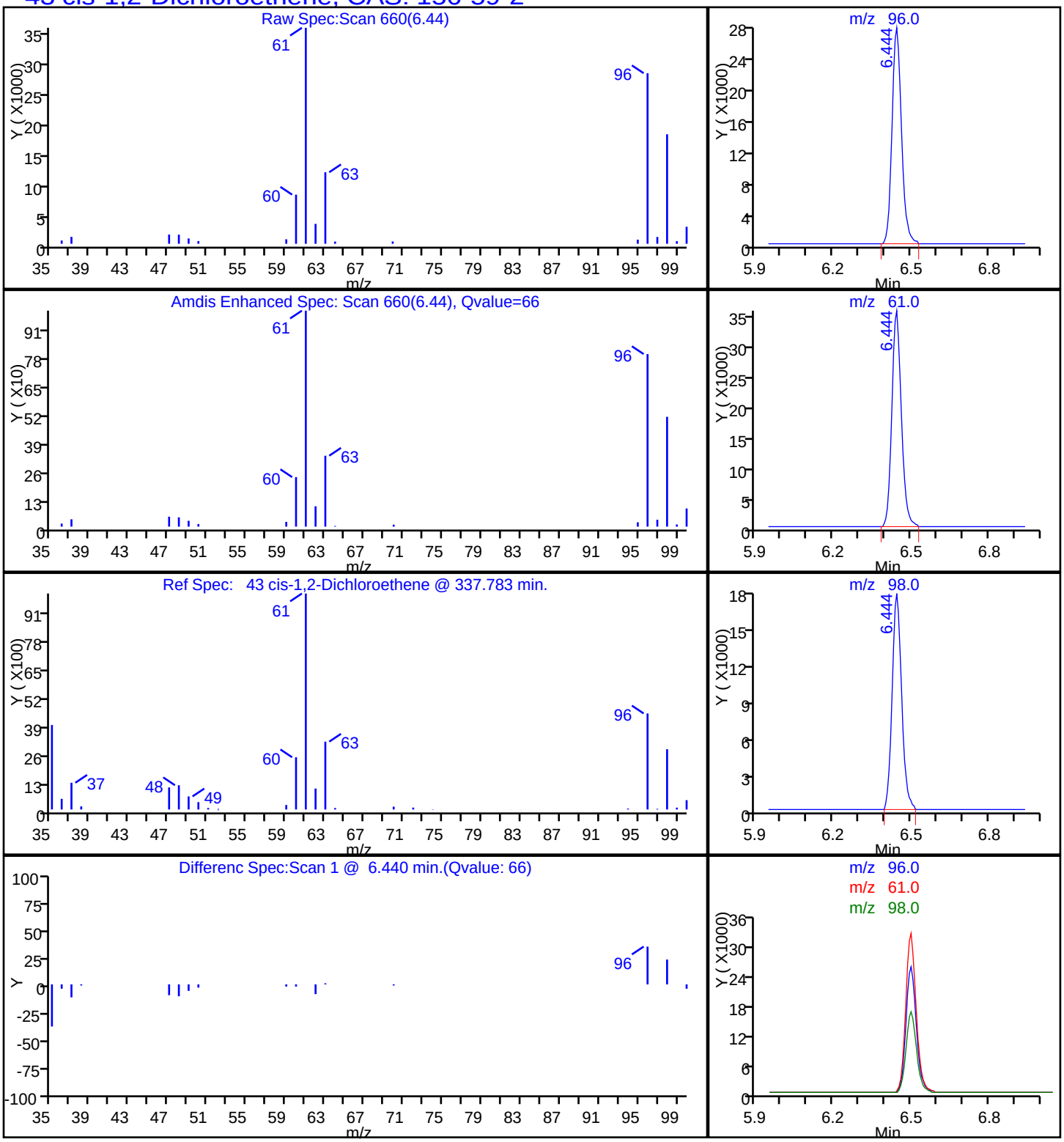

Report Date: 17-Oct-2013 07:49:57 Chrom Revision: 2.1 30-Sep-2013 13:45:28

TestAmerica Buffalo

Data File:	\\Bufchrom\ChromData\HP5973P\20131016-26284.b\P2790.D				
Injection Date:	17-Oct-2013 00:08:30	Instrument ID:	HP5973P		
Lims ID:	480-47308-B-24	Lab Sample ID:			
Client ID:	DUP-2-100313				
Operator ID:	CDC	ALS Bottle#:	4	Worklist Smp#:	9
Purge Vol:	5.000 mL	Dil. Factor:	1.0000		
Method:	P-8260H2O	Limit Group:	MV - 8260C ICAL		
Column:	ZB-624 (0.25 mm)	Detector	MS SCAN		

80 Tetrachloroethene, CAS: 127-18-4

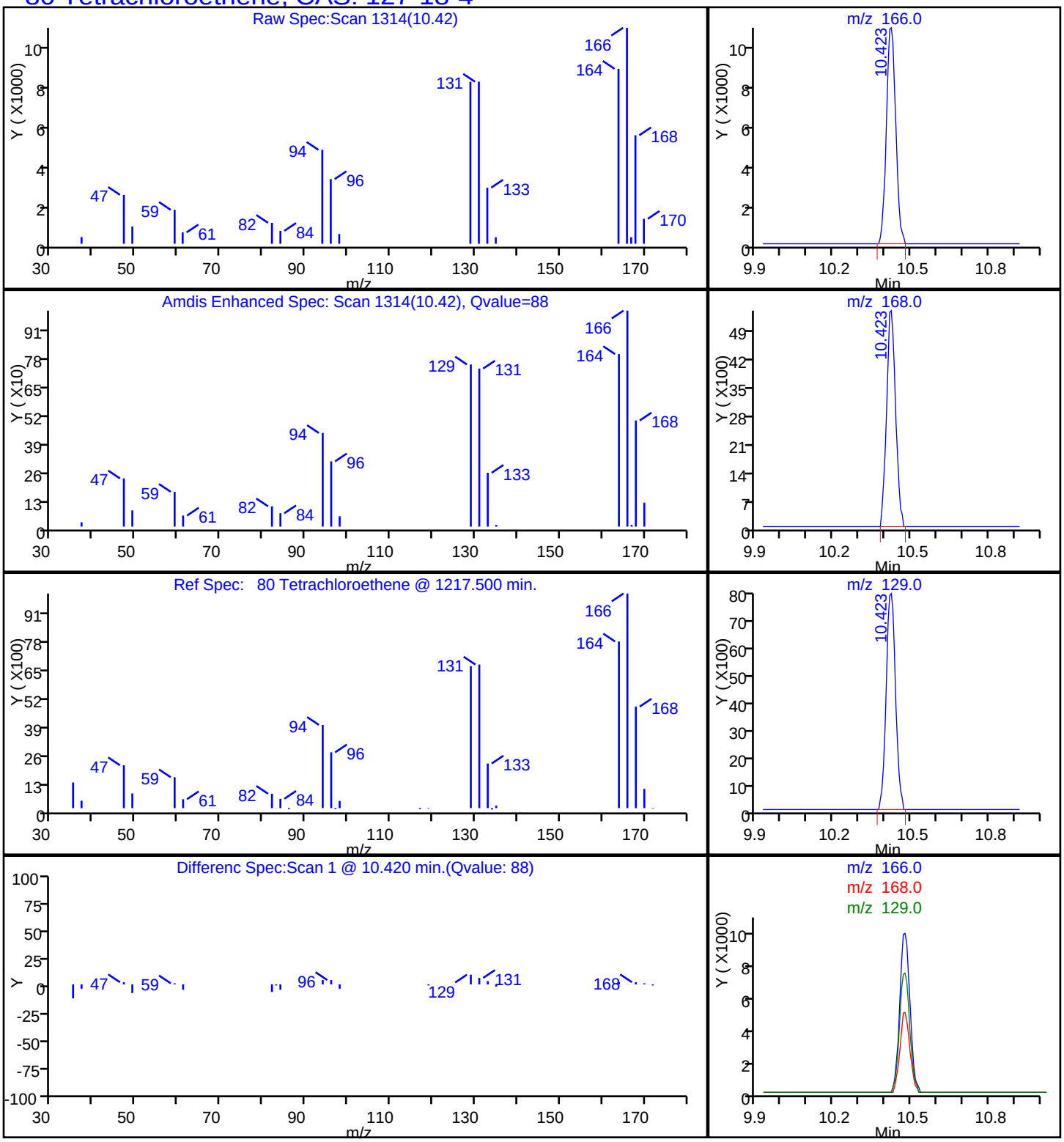

Report Date: 17-Oct-2013 07:49:57 Chrom Revision: 2.1 30-Sep-2013 13:45:28

TestAmerica Buffalo

Data File:	\\Bufchrom\ChromData\HP5973P\20131016-26284.b\P2790.D				
Injection Date:	17-Oct-2013 00:08:30	Instrument ID:	HP5973P		
Lims ID:	480-47308-B-24	Lab Sample ID:			
Client ID:	DUP-2-100313				
Operator ID:	CDC	ALS Bottle#:	4	Worklist Smp#:	9
Purge Vol:	5.000 mL	Dil. Factor:	1.0000		
Method:	P-8260H2O	Limit Group:	MV - 8260C ICAL		
Column:	ZB-624 (0.25 mm)	Detector	MS SCAN		

62 Trichloroethene, CAS: 79-01-6

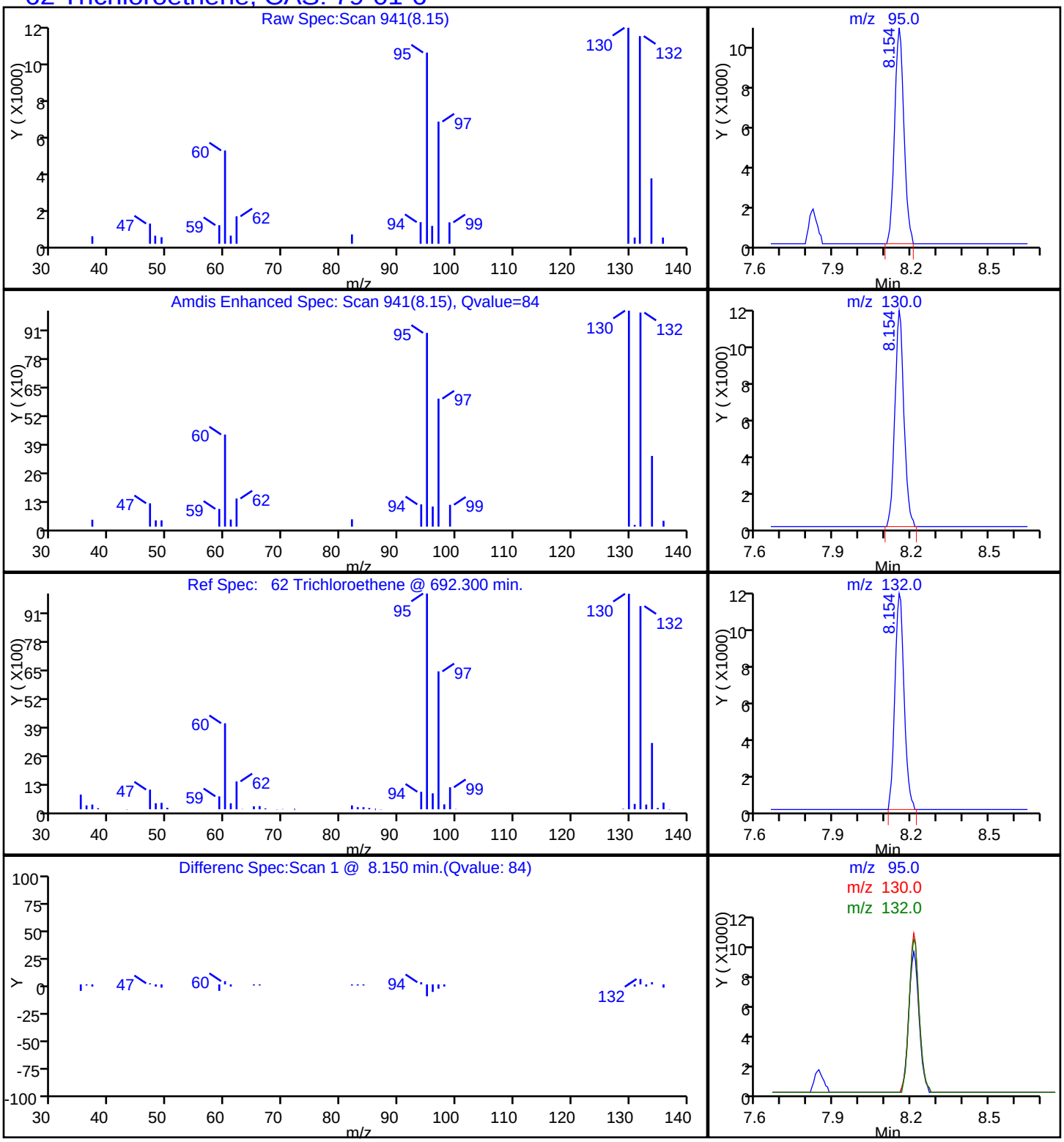

Report Date: 17-Oct-2013 07:49:57 Chrom Revision: 2.1 30-Sep-2013 13:45:28

TestAmerica Buffalo

Data File:	\\Bufchrom\ChromData\HP5973P\20131016-26284.b\P2790.D				
Injection Date:	17-Oct-2013 00:08:30	Instrument ID:	HP5973P		
Lims ID:	480-47308-B-24	Lab Sample ID:			
Client ID:	DUP-2-100313				
Operator ID:	CDC	ALS Bottle#:	4	Worklist Smp#:	9
Purge Vol:	5.000 mL	Dil. Factor:	1.0000		
Method:	P-8260H2O	Limit Group:	MV - 8260C ICAL		
Column:	ZB-624 (0.25 mm)	Detector	MS SCAN		

17 Vinyl chloride, CAS: 75-01-4

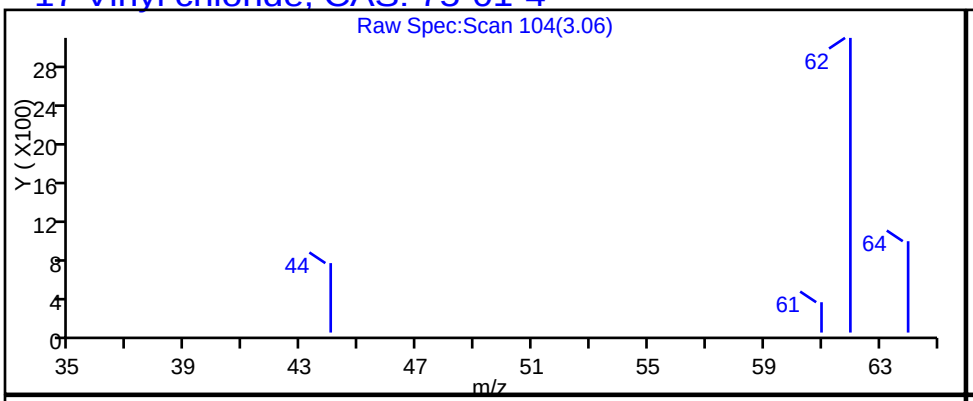

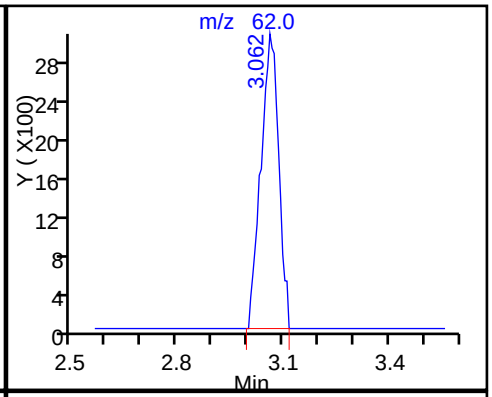

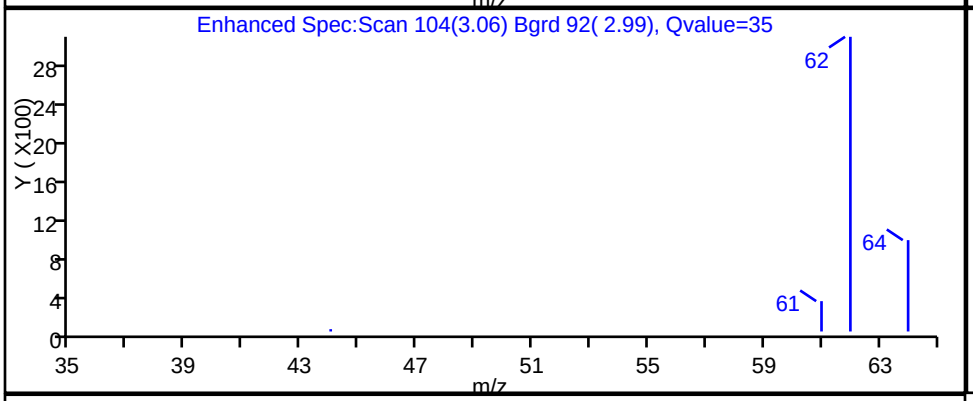

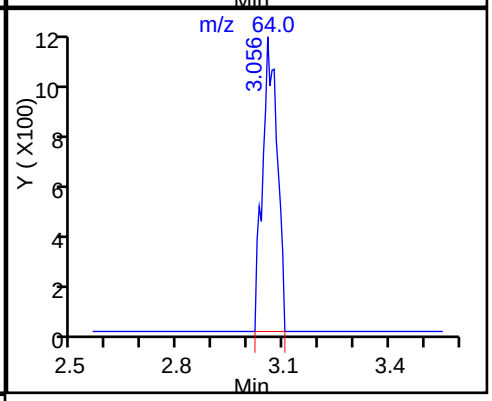

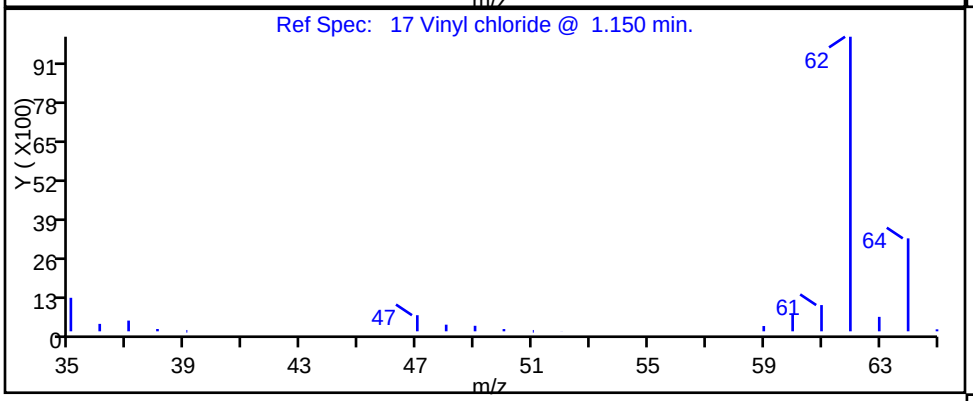

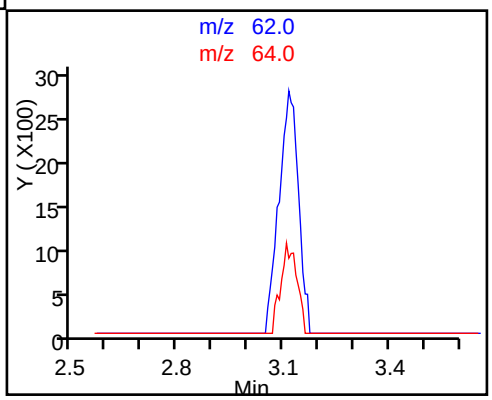

FORM I
GC/MS VOA ORGANICS ANALYSIS DATA SHEET

Lab Name: TestAmerica Buffalo | Job No.: 480-47308-1

SDG No.:

Client Sample ID: PZ-26 | Lab Sample ID: 480-47616-1

Matrix: Water | Lab File ID: C33213.D

Analysis Method: 8260C | Date Collected: 10/07/2013 11:15

Sample wt/vol: 5(mL) | Date Analyzed: 10/17/2013 16:57

Soil Aliquot Vol: | Dilution Factor: 1

Soil Extract Vol.: | GC Column: ZB-624 (30) ID: 0.53(mm)

% Moisture: | Level: (low/med) Low

Analysis Batch No.: 145571 | Units: ug/L

CAS NO.	COMPOUND NAME	RESULT	Q	RL	MDL
71-55-6	1,1,1-Trichloroethane	ND		1.0	0.82
79-34-5	1,1,2,2-Tetrachloroethane	ND		1.0	0.21
76-13-1	1,1,2-Trichloro-1,2,2-trifluoroethane	ND		1.0	0.31
79-00-5	1,1,2-Trichloroethane	ND		1.0	0.23
75-34-3	1,1-Dichloroethane	ND		1.0	0.38
75-35-4	1,1-Dichloroethene	ND		1.0	0.29
120-82-1	1,2,4-Trichlorobenzene	ND		1.0	0.41
96-12-8	1,2-Dibromo-3-Chloropropane	ND		1.0	0.39
106-93-4	1,2-Dibromoethane	ND		1.0	0.73
95-50-1	1,2-Dichlorobenzene	ND		1.0	0.79
107-06-2	1,2-Dichloroethane	ND		1.0	0.21
78-87-5	1,2-Dichloropropane	ND		1.0	0.72
541-73-1	1,3-Dichlorobenzene	ND		1.0	0.78
106-46-7	1,4-Dichlorobenzene	ND		1.0	0.84
78-93-3	2-Butanone (MEK)	ND	*	10	1.3
591-78-6	2-Hexanone	ND		5.0	1.2
108-10-1	4-Methyl-2-pentanone (MIBK)	ND		5.0	2.1
67-64-1	Acetone	ND		10	3.0
71-43-2	Benzene	ND		1.0	0.41
75-27-4	Bromodichloromethane	ND		1.0	0.39
75-25-2	Bromoform	ND		1.0	0.26
74-83-9	Bromomethane	ND		1.0	0.69
75-15-0	Carbon disulfide	ND		1.0	0.19
56-23-5	Carbon tetrachloride	ND		1.0	0.27
108-90-7	Chlorobenzene	ND		1.0	0.75
75-00-3	Chloroethane	ND		1.0	0.32
67-66-3	Chloroform	ND		1.0	0.34
74-87-3	Chloromethane	ND		1.0	0.35
156-59-2	cis-1,2-Dichloroethene	ND		1.0	0.81
10061-01-5	cis-1,3-Dichloropropene	ND		1.0	0.36
110-82-7	Cyclohexane	ND		1.0	0.18
124-48-1	Dibromochloromethane	ND		1.0	0.32
75-71-8	Dichlorodifluoromethane	ND	*	1.0	0.68
100-41-4	Ethylbenzene	ND		1.0	0.74
98-82-8	Isopropylbenzene	ND		1.0	0.79

FORM I
GC/MS VOA ORGANICS ANALYSIS DATA SHEET

Lab Name: TestAmerica Buffalo | Job No.: 480-47308-1

SDG No.:

Client Sample ID: PZ-26 | Lab Sample ID: 480-47616-1

Matrix: Water | Lab File ID: C33213.D

Analysis Method: 8260C | Date Collected: 10/07/2013 11:15

Sample wt/vol: 5(mL) | Date Analyzed: 10/17/2013 16:57

Soil Aliquot Vol: | Dilution Factor: 1

Soil Extract Vol.: | GC Column: ZB-624 (30) ID: 0.53(mm)

% Moisture: | Level: (low/med) Low

Analysis Batch No.: 145571 | Units: ug/L

CAS NO.	COMPOUND NAME	RESULT	Q	RL	MDL
79-20-9	Methyl acetate	ND		1.0	0.50
1634-04-4	Methyl tert-butyl ether	ND		1.0	0.16
108-87-2	Methylcyclohexane	ND		1.0	0.16
75-09-2	Methylene Chloride	ND		1.0	0.44
179601-23-1	m-Xylene & p-Xylene	ND		1.0	0.66
95-47-6	o-Xylene	ND		1.0	0.76
100-42-5	Styrene	ND		1.0	0.73
127-18-4	Tetrachloroethene	ND		1.0	0.36
108-88-3	Toluene	ND		1.0	0.51
156-60-5	trans-1,2-Dichloroethene	ND		1.0	0.90
10061-02-6	trans-1,3-Dichloropropene	ND		1.0	0.37
79-01-6	Trichloroethene	ND		1.0	0.46
75-69-4	Trichlorofluoromethane	ND		1.0	0.88
75-01-4	Vinyl chloride	ND		1.0	0.90
1330-20-7	Xylenes, Total	ND		1.0	0.66

CAS NO.	SURROGATE	%REC	Q	LIMITS
17060-07-0	1,2-Dichloroethane-d4 (Surr)	115		66-137
460-00-4	4-Bromofluorobenzene (Surr)	104		73-120
2037-26-5	Toluene-d8 (Surr)	102		71-126

TestAmerica Buffalo
Target Compound Quantitation Report

Data File: \\Bufchrom\ChromData\HP5973C\20131017-26311.b\C33213.D
Lims ID: 480-47616-A-1 Lab Sample ID:
Client ID: PZ-26
Sample Type: Client
Inject. Date: 17-Oct-2013 16:57:30 ALS Bottle#: 37 Worklist Smp#: 26
Purge Vol: 5.000 mL Dil. Factor: 1.0000
Sample Info: 480-47616-A-1
Misc. Info.: 480-0026311-026
Operator ID: LH Instrument ID: HP5973C

Method: \\Bufchrom\ChromData\HP5973C\20131017-26311.b\C-8260.m
Limit Group: MV - 8260C ICAL
Last Update: 17-Oct-2013 18:03:24 Calib Date: 27-Sep-2013 14:30:30
Integrator: RTE ID Type: Deconvolution ID
Quant Method: Internal Standard Quant By: Initial Calibration
Last ICal File: \\Bufchrom\ChromData\HP5973C\20130927-25664.b\C32573.D

Column 1 : ZB-624 (0.25 mm) Detector MS SCAN
Process Host: XAWRK001

First Level Reviewer: larsonr Date: 17-Oct-2013 18:03:34

Compound	Sig	RT (min.)	Adj RT (min.)	Dlt RT (min.)	Q	Response	On-Col Amt ug/L	Flags
* 1 1,4-Difluorobenzene	114	9.417	9.416	0.0	95	337382	25.0	
* 2 Chlorobenzene-d5	82	11.788	11.788	0.0	87	200594	25.0	
* 3 1,4-Dichlorobenzene-d4	152	13.804	13.804	0.0	97	197867	25.0	
$ 4 1,2-Dichloroethane-d4 (Surr)	67	9.156	9.156	0.0	0	84005	28.8	
$ 5 Toluene-d8 (Surr)	98	10.602	10.602	0.0	94	462835	25.6	
$ 6 4-Bromofluorobenzene (Surr)	174	12.737	12.737	0.0	85	145891	26.0	
10 Dichlorodifluoromethane	85		4.448					
12 Chloromethane	50		4.851					
13 Vinyl chloride	62		5.088					
14 Bromomethane	94		5.681					
15 Chloroethane	64		5.823					
17 Trichlorofluoromethane	101		6.179					
21 1,1,2-Trichloro-1,2,2-trifluoroe	101		6.748					
22 1,1-Dichloroethene	96		6.820					
23 Acetone	43		6.891					
26 Carbon disulfide	76		7.140					
27 Methyl acetate	43		7.175					
30 Methylene Chloride	84		7.341					
32 Methyl tert-butyl ether	73		7.519					
34 trans-1,2-Dichloroethene	96		7.578					
39 1,1-Dichloroethane	63		7.982					
43 2-Butanone (MEK)	43		8.444					
45 cis-1,2-Dichloroethene	96		8.480					
50 Chloroform	83		8.717					
51 1,1,1-Trichloroethane	97		8.895					
52 Cyclohexane	56		8.918					
55 Carbon tetrachloride	117		9.025					
57 Benzene	78		9.191					
58 1,2-Dichloroethane	62		9.215					
62 Trichloroethene	95		9.666					
64 Methylcyclohexane	83		9.808					

Compound	Sig	RT (min.)	Adj RT (min.)	Dlt RT (min.)	Q	Response	On-Col Amt ug/L	Flags
65 1,2-Dichloropropane	63		9.879					
68 Dichlorobromomethane	83		10.081					
72 cis-1,3-Dichloropropene	75		10.401					
73 4-Methyl-2-pentanone (MIBK)	43		10.436					
74 Toluene	92		10.662					
77 trans-1,3-Dichloropropene	75		10.816					
79 1,1,2-Trichloroethane	83		10.994					
80 2-Hexanone	43		11.077					
81 Tetrachloroethene	166		11.112					
83 Chlorodibromomethane	129		11.361					
84 Ethylene Dibromide	107		11.492					
87 Chlorobenzene	112		11.824					
88 Ethylbenzene	91		11.824					
90 m-Xylene & p-Xylene	106		11.895					
91 o-Xylene	106		12.251					
92 Styrene	104		12.263					
94 Isopropylbenzene	105		12.523					
95 Bromoform	173		12.547					
97 1,1,2,2-Tetrachloroethane	83		12.820					
111 1,3-Dichlorobenzene	146		13.757					
113 1,4-Dichlorobenzene	146		13.840					
116 1,2-Dichlorobenzene	146		14.255					
117 1,2-Dibromo-3-Chloropropane	75		15.144					
119 1,2,4-Trichlorobenzene	180		16.176					
S 124 Xylenes, Total	1		30.000					

Report Date: 17-Oct-2013 18:03:34 Chrom Revision: 2.1 30-Sep-2013 13:45:28

TestAmerica Buffalo

Data File:	\\Bufchrom\ChromData\HP5973C\20131017-26311.b\C33213.D				
Injection Date:	17-Oct-2013 16:57:30	Instrument ID:	HP5973C	Operator ID:	LH
Lims ID:	480-47616-A-1	Lab Sample ID:		Worklist Smp#:	26
Client ID:	PZ-26				
Purge Vol:	5.000 mL	Dil. Factor:	1.0000	ALS Bottle#:	37
Method:	C-8260	Limit Group:	MV - 8260C ICAL		
Column: ZB-624 (0.25 mm)					

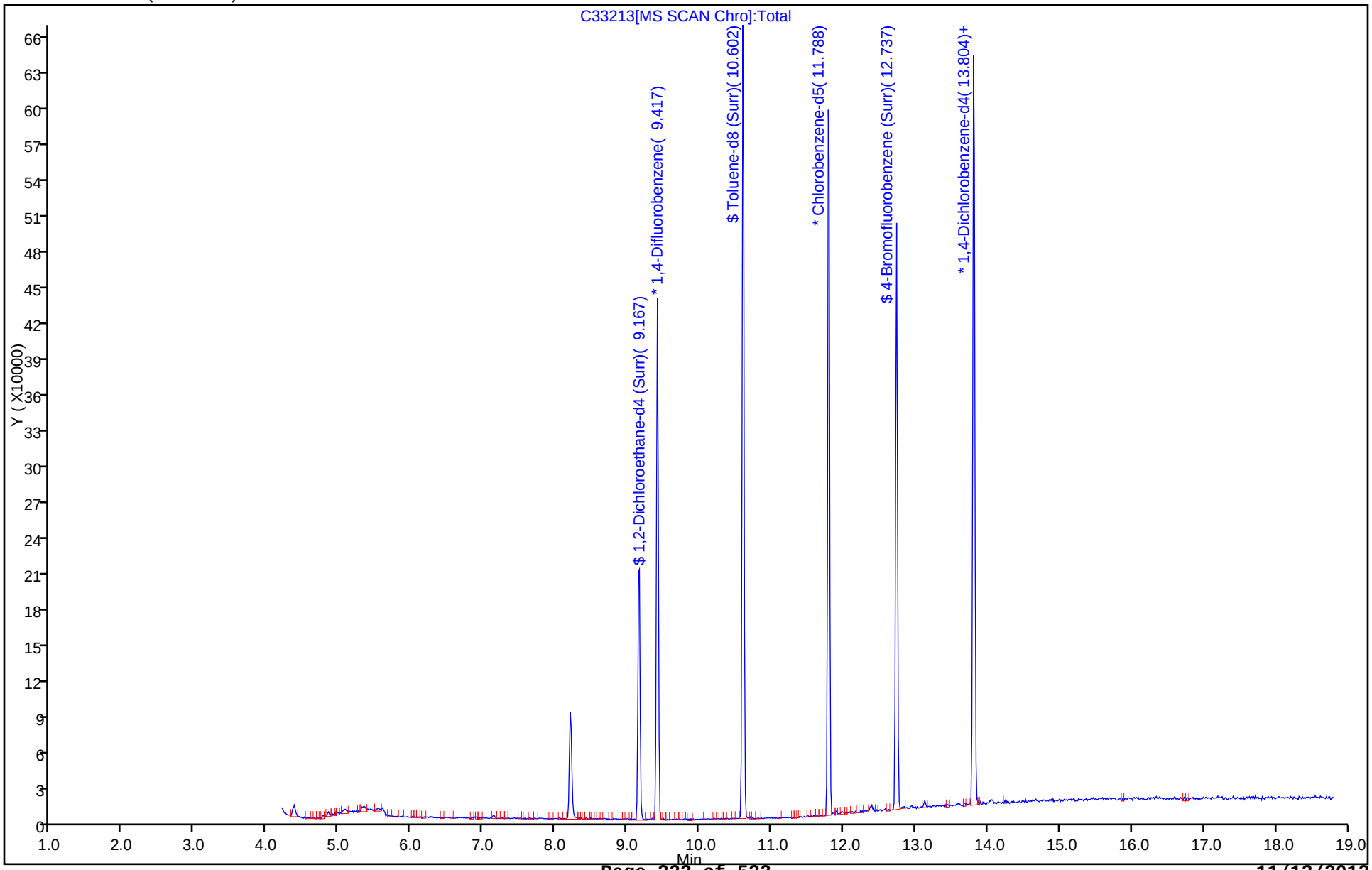

FORM I
GC/MS VOA ORGANICS ANALYSIS DATA SHEET

Lab Name: TestAmerica Buffalo | Job No.: 480-47308-1

SDG No.:

Client Sample ID: TRIP BLANK | Lab Sample ID: 480-47616-2

Matrix: Water | Lab File ID: C33214.D

Analysis Method: 8260C | Date Collected: 10/07/2013 00:00

Sample wt/vol: 5(mL) | Date Analyzed: 10/17/2013 17:22

Soil Aliquot Vol: | Dilution Factor: 1

Soil Extract Vol.: | GC Column: ZB-624 (30) ID: 0.53(mm)

% Moisture: | Level: (low/med) Low

Analysis Batch No.: 145571 | Units: ug/L

CAS NO.	COMPOUND NAME	RESULT	Q	RL	MDL
71-55-6	1,1,1-Trichloroethane	ND		1.0	0.82
79-34-5	1,1,2,2-Tetrachloroethane	ND		1.0	0.21
76-13-1	1,1,2-Trichloro-1,2,2-trifluoroethane	ND		1.0	0.31
79-00-5	1,1,2-Trichloroethane	ND		1.0	0.23
75-34-3	1,1-Dichloroethane	ND		1.0	0.38
75-35-4	1,1-Dichloroethene	ND		1.0	0.29
120-82-1	1,2,4-Trichlorobenzene	ND		1.0	0.41
96-12-8	1,2-Dibromo-3-Chloropropane	ND		1.0	0.39
106-93-4	1,2-Dibromoethane	ND		1.0	0.73
95-50-1	1,2-Dichlorobenzene	ND		1.0	0.79
107-06-2	1,2-Dichloroethane	ND		1.0	0.21
78-87-5	1,2-Dichloropropane	ND		1.0	0.72
541-73-1	1,3-Dichlorobenzene	ND		1.0	0.78
106-46-7	1,4-Dichlorobenzene	ND		1.0	0.84
78-93-3	2-Butanone (MEK)	ND	*	10	1.3
591-78-6	2-Hexanone	ND		5.0	1.2
108-10-1	4-Methyl-2-pentanone (MIBK)	ND		5.0	2.1
67-64-1	Acetone	ND		10	3.0
71-43-2	Benzene	ND		1.0	0.41
75-27-4	Bromodichloromethane	ND		1.0	0.39
75-25-2	Bromoform	ND		1.0	0.26
74-83-9	Bromomethane	ND		1.0	0.69
75-15-0	Carbon disulfide	ND		1.0	0.19
56-23-5	Carbon tetrachloride	ND		1.0	0.27
108-90-7	Chlorobenzene	ND		1.0	0.75
75-00-3	Chloroethane	ND		1.0	0.32
67-66-3	Chloroform	ND		1.0	0.34
74-87-3	Chloromethane	ND		1.0	0.35
156-59-2	cis-1,2-Dichloroethene	ND		1.0	0.81
10061-01-5	cis-1,3-Dichloropropene	ND		1.0	0.36
110-82-7	Cyclohexane	ND		1.0	0.18
124-48-1	Dibromochloromethane	ND		1.0	0.32
75-71-8	Dichlorodifluoromethane	ND	*	1.0	0.68
100-41-4	Ethylbenzene	ND		1.0	0.74
98-82-8	Isopropylbenzene	ND		1.0	0.79

FORM I
GC/MS VOA ORGANICS ANALYSIS DATA SHEET

Lab Name: TestAmerica Buffalo | Job No.: 480-47308-1

SDG No.:

Client Sample ID: TRIP BLANK | Lab Sample ID: 480-47616-2

Matrix: Water | Lab File ID: C33214.D

Analysis Method: 8260C | Date Collected: 10/07/2013 00:00

Sample wt/vol: 5(mL) | Date Analyzed: 10/17/2013 17:22

Soil Aliquot Vol: | Dilution Factor: 1

Soil Extract Vol.: | GC Column: ZB-624 (30) ID: 0.53(mm)

% Moisture: | Level: (low/med) Low

Analysis Batch No.: 145571 | Units: ug/L

CAS NO.	COMPOUND NAME	RESULT	Q	RL	MDL
79-20-9	Methyl acetate	ND		1.0	0.50
1634-04-4	Methyl tert-butyl ether	ND		1.0	0.16
108-87-2	Methylcyclohexane	ND		1.0	0.16
75-09-2	Methylene Chloride	ND		1.0	0.44
179601-23-1	m-Xylene & p-Xylene	ND		1.0	0.66
95-47-6	o-Xylene	ND		1.0	0.76
100-42-5	Styrene	ND		1.0	0.73
127-18-4	Tetrachloroethene	ND		1.0	0.36
108-88-3	Toluene	ND		1.0	0.51
156-60-5	trans-1,2-Dichloroethene	ND		1.0	0.90
10061-02-6	trans-1,3-Dichloropropene	ND		1.0	0.37
79-01-6	Trichloroethene	ND		1.0	0.46
75-69-4	Trichlorofluoromethane	ND		1.0	0.88
75-01-4	Vinyl chloride	ND		1.0	0.90
1330-20-7	Xylenes, Total	ND		1.0	0.66

CAS NO.	SURROGATE	%REC	Q	LIMITS
17060-07-0	1,2-Dichloroethane-d4 (Surr)	111		66-137
460-00-4	4-Bromofluorobenzene (Surr)	102		73-120
2037-26-5	Toluene-d8 (Surr)	102		71-126

TestAmerica Buffalo
Target Compound Quantitation Report

Data File: \\Bufchrom\ChromData\HP5973C\20131017-26311.b\C33214.D
Lims ID: 480-47616-A-2 Lab Sample ID:
Client ID: TRIP BLANK
Sample Type: Client
Inject. Date: 17-Oct-2013 17:22:30 ALS Bottle#: 38 Worklist Smp#: 27
Purge Vol: 5.000 mL Dil. Factor: 1.0000
Sample Info: 480-47616-A-2
Misc. Info.: 480-0026311-027
Operator ID: LH Instrument ID: HP5973C

Method: \\Bufchrom\ChromData\HP5973C\20131017-26311.b\C-8260.m
Limit Group: MV - 8260C ICAL
Last Update: 17-Oct-2013 16:03:31 Calib Date: 27-Sep-2013 14:30:30
Integrator: RTE ID Type: Deconvolution ID
Quant Method: Internal Standard Quant By: Initial Calibration
Last ICal File: \\Bufchrom\ChromData\HP5973C\20130927-25664.b\C32573.D

Column 1 : ZB-624 (0.25 mm) Detector MS SCAN
Process Host: XAWRK001

First Level Reviewer: larsonr Date: 17-Oct-2013 18:03:44

Compound	Sig	RT (min.)	Adj RT (min.)	Dlt RT (min.)	Q	Response	On-Col Amt ug/L	Flags
* 1 1,4-Difluorobenzene	114	9.416	9.416	0.0	95	343939	25.0	
* 2 Chlorobenzene-d5	82	11.788	11.788	0.0	88	200931	25.0	
* 3 1,4-Dichlorobenzene-d4	152	13.804	13.804	0.0	97	198329	25.0	
$ 4 1,2-Dichloroethane-d4 (Surr)	67	9.167	9.156	0.011	0	82372	27.7	
$ 5 Toluene-d8 (Surr)	98	10.602	10.602	0.0	94	463621	25.6	
$ 6 4-Bromofluorobenzene (Surr)	174	12.737	12.737	0.0	86	144014	25.6	
10 Dichlorodifluoromethane	85		4.448					
12 Chloromethane	50		4.851					
13 Vinyl chloride	62		5.088					
14 Bromomethane	94		5.681					
15 Chloroethane	64		5.823					
17 Trichlorofluoromethane	101		6.179					
21 1,1,2-Trichloro-1,2,2-trifluoroe	101		6.748					
22 1,1-Dichloroethene	96		6.820					
23 Acetone	43		6.891					
26 Carbon disulfide	76		7.140					
27 Methyl acetate	43		7.175					
30 Methylene Chloride	84		7.341					
32 Methyl tert-butyl ether	73		7.519					
34 trans-1,2-Dichloroethene	96		7.578					
39 1,1-Dichloroethane	63		7.982					
43 2-Butanone (MEK)	43		8.444					
45 cis-1,2-Dichloroethene	96		8.480					
50 Chloroform	83		8.717					
51 1,1,1-Trichloroethane	97		8.895					
52 Cyclohexane	56		8.918					
55 Carbon tetrachloride	117		9.025					
57 Benzene	78		9.191					
58 1,2-Dichloroethane	62		9.215					
62 Trichloroethene	95		9.666					
64 Methylcyclohexane	83		9.808					

Compound	Sig	RT (min.)	Adj RT (min.)	Dlt RT (min.)	Q	Response	On-Col Amt ug/L	Flags
65 1,2-Dichloropropane	63		9.879					
68 Dichlorobromomethane	83		10.081					
72 cis-1,3-Dichloropropene	75		10.401					
73 4-Methyl-2-pentanone (MIBK)	43		10.436					
74 Toluene	92		10.662					
77 trans-1,3-Dichloropropene	75		10.816					
79 1,1,2-Trichloroethane	83		10.994					
80 2-Hexanone	43		11.077					
81 Tetrachloroethene	166		11.112					
83 Chlorodibromomethane	129		11.361					
84 Ethylene Dibromide	107		11.492					
87 Chlorobenzene	112		11.824					
88 Ethylbenzene	91		11.824					
90 m-Xylene & p-Xylene	106		11.895					
91 o-Xylene	106		12.251					
92 Styrene	104		12.263					
94 Isopropylbenzene	105		12.523					
95 Bromoform	173		12.547					
97 1,1,2,2-Tetrachloroethane	83		12.820					
111 1,3-Dichlorobenzene	146		13.757					
113 1,4-Dichlorobenzene	146		13.840					
116 1,2-Dichlorobenzene	146		14.255					
117 1,2-Dibromo-3-Chloropropane	75		15.144					
119 1,2,4-Trichlorobenzene	180		16.176					
S 124 Xylenes, Total	1		30.000					

Report Date: 17-Oct-2013 18:03:44 Chrom Revision: 2.1 30-Sep-2013 13:45:28

TestAmerica Buffalo

Data File:	\\Bufchrom\ChromData\HP5973C\20131017-26311.b\C33214.D				
Injection Date:	17-Oct-2013 17:22:30	Instrument ID:	HP5973C	Operator ID:	LH
Lims ID:	480-47616-A-2	Lab Sample ID:		Worklist Smp#:	27
Client ID:	TRIP BLANK				
Purge Vol:	5.000 mL	Dil. Factor:	1.0000	ALS Bottle#:	38
Method:	C-8260	Limit Group:	MV - 8260C ICAL		
Column: ZB-624 (0.25 mm)					

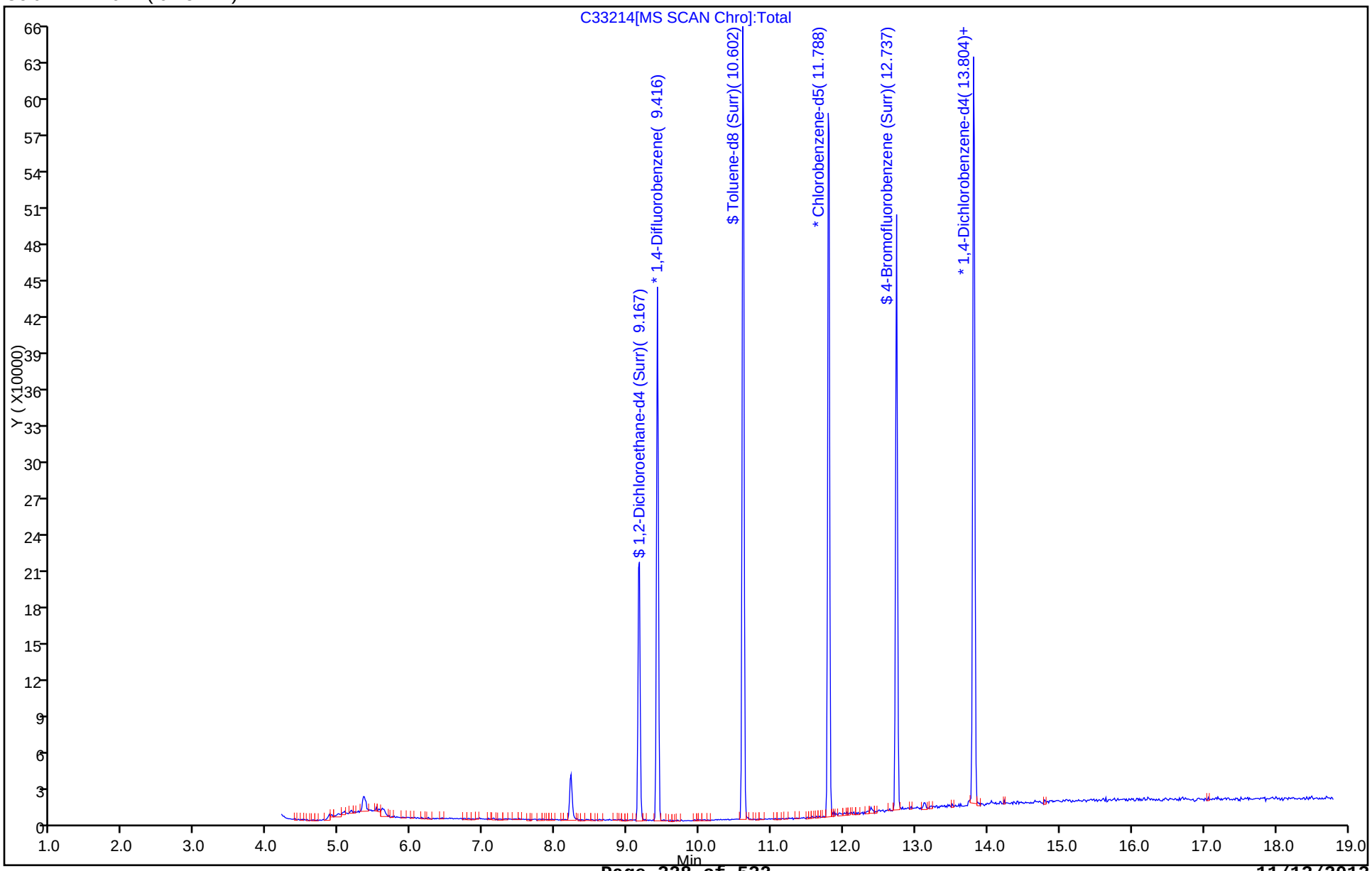

FORM VI
GC/MS VOA INITIAL CALIBRATION DATA
INTERNAL STANDARD CURVE EVALUATION

Lab Name: TestAmerica Buffalo Job No.: 480-47308-1 Analy Batch No.: 141514

SDG No.:

Instrument ID: HP5973C GC Column: ZB-624 (30) ID: 0.53(mm) Heated Purge: (Y/N) N

Calibration Start Date: 09/27/2013 11:33 Calibration End Date: 09/27/2013 14:30 Calibration ID: 15648

Calibration Files:

LEVEL:	LAB SAMPLE ID:	LAB FILE ID:
Level 1	IC 480-141514/5	C32566.D
Level 2	IC 480-141514/7	C32568.D
Level 3	IC 480-141514/8	C32569.D
Level 4	IC 480-141514/9	C32570.D
Level 5	ICIS 480-141514/10	C32571.D
Level 6	IC 480-141514/11	C32572.D
Level 7	IC 480-141514/12	C32573.D

ANALYTE	RRF					CURVE TYPE	COEFFICIENT			#	MIN RRF	%RSD	#	MAX %RSD	R^2 OR COD	#	MIN R^2 OR COD
	LVL 1 LVL 6	LVL 2 LVL 7	LVL 3	LVL 4	LVL 5		B	M1	M2								
Dichlorodifluoromethane	+++++ 0.4790	0.3930 0.5106	0.4587	0.4346	0.4083	Ave		0.4474			0.1000	9.9		15.0			
Chloromethane	+++++ 0.6325	0.7753 0.6577	0.6648	0.6191	0.5866	Ave		0.6560			0.1000	9.9		15.0			
Vinyl chloride	0.6317 0.5959	0.5152 0.6271	0.5695	0.5501	0.5378	Ave		0.5753			0.1000	7.8		30.0			
Bromomethane	+++++ 0.4133	0.3984 0.4319	0.3955	0.3814	0.3750	Ave		0.3992			0.1000	5.2		15.0			
Chloroethane	+++++ 0.4093	0.3818 0.4199	0.3866	0.3738	0.3676	Ave		0.3898			0.1000	5.3		15.0			
Trichlorofluoromethane	+++++ 0.7947	0.6882 0.8440	0.7738	0.7377	0.6750	Ave		0.7522			0.1000	8.6		15.0			
Acrolein	+++++ 0.0413	0.0319 0.0427	0.0345	0.0338	0.0366	Ave		0.0368				12.0		15.0			
1,1,2-Trichloro-1,2,2-trifluoroethane	+++++ 0.4918	0.4421 0.5227	0.5149	0.4177	0.4218	Ave		0.4685			0.1000	10.0		15.0			
1,1-Dichloroethene	+++++ 0.4577	0.4406 0.4720	0.4585	0.4322	0.4074	Ave		0.4447			0.1000	5.2		30.0			
Acetone	+++++ 0.1745	0.1954 0.1784	0.1648	0.1605	0.1548	Ave		0.1714			0.1000	8.5		15.0			
Iodomethane	+++++ 0.6990	0.6787 0.7256	0.6995	0.6043	0.6256	Ave		0.6721				7.0		15.0			
Carbon disulfide	+++++ 1.6053	1.6538 1.6585	1.6108	1.4118	1.4099	Ave		1.5584			0.1000	7.5		15.0			
Methyl acetate	+++++ 0.6050	0.5766 0.6089	0.5801	0.5406	0.5454	Ave		0.5761			0.1000	5.0		15.0			
Acetonitrile	+++++ 0.0419	0.0425 0.0413	0.0393	0.0379	0.0386	Ave		0.0403				4.7		15.0			

Note: The m1 coefficient is the same as Ave RRF for an Ave curve type.

FORM VI
GC/MS VOA INITIAL CALIBRATION DATA
INTERNAL STANDARD CURVE EVALUATION

Lab Name: TestAmerica Buffalo Job No.: 480-47308-1 Analy Batch No.: 141514

SDG No.:

Instrument ID: HP5973C GC Column: ZB-624 (30) ID: 0.53(mm) Heated Purge: (Y/N) N

Calibration Start Date: 09/27/2013 11:33 Calibration End Date: 09/27/2013 14:30 Calibration ID: 15648

ANALYTE	RRF					CURVE TYPE	COEFFICIENT			#	MIN RRF	%RSD	#	MAX %RSD	R^2 OR COD	#	MIN R^2 OR COD
	LVL 1 LVL 6	LVL 2 LVL 7	LVL 3	LVL 4	LVL 5		B	M1	M2								
Methylene Chloride	+++++ 0.5547	0.6137 0.5479	0.5674	0.5223	0.5074	Ave		0.5522			0.1000	6.7		15.0			
Methyl tert-butyl ether	+++++ 1.6326	1.5342 1.6669	1.5575	1.4504	1.5044	Ave		1.5577			0.1000	5.2		15.0			
trans-1,2-Dichloroethene	+++++ 0.5221	0.5530 0.5193	0.5227	0.5080	0.4767	Ave		0.5170			0.1000	4.8		15.0			
Acrylonitrile	+++++ 0.2096	0.1980 0.2093	0.1980	0.1905	0.1942	Ave		0.1999				3.9		15.0			
Vinyl acetate	+++++ 1.1228	1.0020 1.1117	1.0230	0.9703	1.0204	Ave		1.0417				5.9		15.0			
1,1-Dichloroethane	+++++ 1.0046	0.9741 0.9965	0.9982	0.9594	0.9264	Ave		0.9765			0.2000	3.1		15.0			
2-Butanone (MEK)	+++++ 0.2700	0.2583 0.2706	0.2543	0.2324	0.2416	Ave		0.2545			0.1000	6.0		15.0			
2,2-Dichloropropane	+++++ 0.8283	0.8290 0.8316	0.8181	0.7918	0.7636	Ave		0.8104				3.4		15.0			
cis-1,2-Dichloroethene	+++++ 0.5788	0.6348 0.5789	0.5713	0.5409	0.5330	Ave		0.5730			0.1000	6.3		15.0			
Chlorobromomethane	+++++ 0.2939	0.2504 0.2896	0.2743	0.2750	0.2676	Ave		0.2751				5.7		15.0			
Chloroform	+++++ 0.9758	0.9635 0.9577	0.9617	0.9282	0.8901	Ave		0.9461			0.2000	3.3		30.0			
Tetrahydrofuran	+++++ 0.1745	0.2126 0.1747	0.1730	0.1604	0.1622	Ave		0.1762				11.0		15.0			
1,1,1-Trichloroethane	+++++ 0.8348	0.7190 0.8338	0.8211	0.7724	0.7597	Ave		0.7902			0.1000	6.0		15.0			
Cyclohexane	+++++ 0.9018	0.8178 0.9292	0.9434	0.7828	0.7842	Ave		0.8599			0.1000	8.5		15.0			
1,1-Dichloropropene	+++++ 0.6965	0.6655 0.7012	0.6822	0.6705	0.6236	Ave		0.6732				4.2		15.0			
Carbon tetrachloride	+++++ 0.7110	0.6195 0.7158	0.6872	0.6483	0.6292	Ave		0.6685			0.1000	6.3		15.0			
Benzene	+++++ 1.9754	2.0541 1.9645	1.9782	1.9105	1.8399	Ave		1.9538			0.5000	3.7		15.0			
1,2-Dichloroethane	+++++ 0.8353	0.8484 0.8112	0.8280	0.7892	0.7628	Ave		0.8125			0.1000	3.9		15.0			
Trichloroethene	+++++ 0.5004	0.5063 0.5114	0.5033	0.4744	0.4606	Ave		0.4927			0.2000	4.1		15.0			
Methylcyclohexane	+++++ 0.8317	0.7392 0.8759	0.8712	0.7059	0.7177	Ave		0.7903			0.1000	9.9		15.0			

Note: The m1 coefficient is the same as Ave RRF for an Ave curve type.

FORM VI
GC/MS VOA INITIAL CALIBRATION DATA
INTERNAL STANDARD CURVE EVALUATION

Lab Name: TestAmerica Buffalo Job No.: 480-47308-1 Analy Batch No.: 141514

SDG No.:

Instrument ID: HP5973C GC Column: ZB-624 (30) ID: 0.53(mm) Heated Purge: (Y/N) N

Calibration Start Date: 09/27/2013 11:33 Calibration End Date: 09/27/2013 14:30 Calibration ID: 15648

ANALYTE	RRF					CURVE TYPE	COEFFICIENT			#	MIN RRF	%RSD	#	MAX %RSD	R^2 OR COD	#	MIN R^2 OR COD
	LVL 1 LVL 6	LVL 2 LVL 7	LVL 3	LVL 4	LVL 5		B	M1	M2								
1,2-Dichloropropane	+++++ 0.5617	0.5442 0.5566	0.5368	0.5196	0.5158	Ave		0.5391			0.1000	3.5		30.0			
Dibromomethane	+++++ 0.3553	0.3448 0.3521	0.3368	0.3315	0.3246	Ave		0.3408			0.1000	3.5		15.0			
Bromodichloromethane	+++++ 0.7265	0.6641 0.7459	0.6538	0.6490	0.6508	Ave		0.6817			0.2000	6.3		15.0			
2-Chloroethyl vinyl ether	+++++ 0.3709	0.3323 0.3670	0.3338	0.3219	0.3385	Ave		0.3441				5.8		15.0			
cis-1,3-Dichloropropene	0.7687 0.8525	0.7860 0.8570	0.7590	0.7672	0.7746	Ave		0.7950			0.2000	5.2		15.0			
4-Methyl-2-pentanone (MIBK)	+++++ 1.0743	1.0032 1.0783	1.0331	0.9773	0.9975	Ave		1.0273			0.1000	4.1		15.0			
Toluene	+++++ 2.2695	2.2106 2.2759	2.2456	2.2143	2.0906	Ave		2.2178			0.4000	3.1		30.0			
Ethyl methacrylate	+++++ 1.2138	0.9957 1.2658	1.1032	1.0270	1.0793	Ave		1.1141				9.5		15.0			
trans-1,3-Dichloropropene	1.2117 1.4981	1.2629 1.4864	1.3400	1.3352	1.3280	Ave		1.3517			0.1000	7.9		15.0			
1,1,2-Trichloroethane	+++++ 0.7021	0.6754 0.6986	0.7015	0.6714	0.6350	Ave		0.6807			0.1000	3.8		15.0			
2-Hexanone	+++++ 0.7512	0.6535 0.7424	0.7003	0.6632	0.6828	Ave		0.6989			0.1000	5.8		15.0			
Tetrachloroethene	+++++ 0.9338	0.9431 0.9367	0.9868	0.9181	0.8607	Ave		0.9299			0.2000	4.4		15.0			
1,3-Dichloropropane	+++++ 1.4807	1.4583 1.4623	1.4827	1.4258	1.3963	Ave		1.4510				2.3		15.0			
Dibromochloromethane	+++++ 0.9565	0.8193 0.9987	0.8108	0.8545	0.8537	Ave		0.8823			0.1000	8.7		15.0			
1,2-Dibromoethane	+++++ 0.8507	0.7877 0.8547	0.8252	0.7892	0.7884	Ave		0.8160				3.9		15.0			
Chlorobenzene	+++++ 2.5556	2.4181 2.5430	2.5418	2.4536	2.3353	Ave		2.4746			0.5000	3.6		15.0			
Ethylbenzene	+++++ 4.4375	4.3980 4.4142	4.4176	4.2513	4.1130	Ave		4.3386			0.1000	3.0		30.0			
1,1,1,2-Tetrachloroethane	+++++ 0.9283	0.8517 0.9583	0.8628	0.8773	0.8397	Ave		0.8863				5.3		15.0			
m-Xylene & p-Xylene	+++++ 1.6078	1.5208 1.6074	1.6160	1.5840	1.5016	Ave		1.5729			0.1000	3.1		15.0			
o-Xylene	+++++ 1.6163	1.4642 1.6212	1.5710	1.5800	1.4926	Ave		1.5575			0.3000	4.2		15.0			

Note: The m1 coefficient is the same as Ave RRF for an Ave curve type.

FORM VI
GC/MS VOA INITIAL CALIBRATION DATA
INTERNAL STANDARD CURVE EVALUATION

Lab Name: TestAmerica Buffalo Job No.: 480-47308-1 Analy Batch No.: 141514

SDG No.:

Instrument ID: HP5973C GC Column: ZB-624 (30) ID: 0.53(mm) Heated Purge: (Y/N) N

Calibration Start Date: 09/27/2013 11:33 Calibration End Date: 09/27/2013 14:30 Calibration ID: 15648

ANALYTE	RRF					CURVE TYPE	COEFFICIENT			#	MIN RRF	%RSD	#	MAX %RSD	R^2 OR COD	#	MIN R^2 OR COD
	LVL 1 LVL 6	LVL 2 LVL 7	LVL 3	LVL 4	LVL 5		B	M1	M2								
Styrene	+++++ 2.6786	2.4001 2.6948	2.5324	2.4772	2.4402	Ave		2.5372			0.3000	4.9		15.0			
Isopropylbenzene	+++++ 4.7797	4.2168 4.8112	4.5790	4.4708	4.2577	Ave		4.5192			0.1000	5.6		15.0			
Bromoform	+++++ 0.6034	0.4416 0.6404	0.5010	0.5128	0.5281	Ave		0.5379			0.1000	13.0		15.0			
1,1,2,2-Tetrachloroethane	+++++ 1.3182	1.1796 1.3007	1.2336	1.2323	1.2009	Ave		1.2442			0.3000	4.4		15.0			
trans-1,4-Dichloro-2-butene	+++++ 0.2890	0.1196 0.2972	0.1582	0.1891	0.2280	Lin	-4.565	0.3044							0.9970		0.9900
N-Propylbenzene	+++++ 5.9007	5.2883 5.8207	5.4926	5.5331	5.3163	Ave		5.5586				4.6		15.0			
1,2,3-Trichloropropane	+++++ 0.3862	0.3940 0.3743	0.3702	0.3768	0.3485	Ave		0.3750				4.2		15.0			
Bromobenzene	+++++ 1.2205	1.1254 1.1863	1.1588	1.1602	1.0946	Ave		1.1576				3.8		15.0			
1,3,5-Trimethylbenzene	+++++ 4.0609	3.7074 4.0935	3.8233	3.8456	3.6530	Ave		3.8639				4.7		15.0			
2-Chlorotoluene	+++++ 1.1746	1.0556 1.1658	1.1500	1.1136	1.0554	Ave		1.1192				4.8		15.0			
4-Chlorotoluene	+++++ 1.1937	1.1763 1.1879	1.1633	1.1465	1.0949	Ave		1.1604				3.1		15.0			
tert-Butylbenzene	+++++ 0.8441	0.7532 0.8592	0.7714	0.7755	0.7416	Ave		0.7908				6.2		15.0			
1,2,4-Trimethylbenzene	+++++ 4.0848	3.6857 4.0326	3.8347	3.8052	3.6587	Ave		3.8503				4.6		15.0			
sec-Butylbenzene	+++++ 5.0527	4.4551 5.1575	4.9163	4.7697	4.5425	Ave		4.8156				5.8		15.0			
4-Isopropyltoluene	+++++ 4.4073	4.0539 4.4461	4.0896	4.1324	3.9533	Ave		4.1804				4.8		15.0			
1,3-Dichlorobenzene	+++++ 2.3042	2.2456 2.2861	2.2842	2.2486	2.0932	Ave		2.2437			0.6000	3.4		15.0			
1,4-Dichlorobenzene	+++++ 2.3094	2.3531 2.2950	2.2818	2.2621	2.1086	Ave		2.2683			0.5000	3.7		15.0			
n-Butylbenzene	+++++ 4.1214	3.7560 4.1918	3.8839	3.9186	3.6809	Ave		3.9254				5.1		15.0			
1,2-Dichlorobenzene	+++++ 2.2445	2.1360 2.2418	2.1796	2.1454	2.0665	Ave		2.1690			0.4000	3.1		15.0			
1,2-Dibromo-3-Chloropropane	+++++ 0.2644	0.3634 0.2763	0.2484	0.2386	0.2438	Lin1	0.0295	0.2657			0.0500				0.9970		0.9900

Note: The m1 coefficient is the same as Ave RRF for an Ave curve type.

FORM VI
GC/MS VOA INITIAL CALIBRATION DATA
INTERNAL STANDARD CURVE EVALUATION

Lab Name: TestAmerica Buffalo Job No.: 480-47308-1 Analy Batch No.: 141514

SDG No.:

Instrument ID: HP5973C GC Column: ZB-624 (30) ID: 0.53(mm) Heated Purge: (Y/N) N

Calibration Start Date: 09/27/2013 11:33 Calibration End Date: 09/27/2013 14:30 Calibration ID: 15648

ANALYTE	RRF					CURVE TYPE	COEFFICIENT			#	MIN RRF	%RSD	#	MAX %RSD	R^2 OR COD	#	MIN R^2 OR COD
	LVL 1 LVL 6	LVL 2 LVL 7	LVL 3	LVL 4	LVL 5		B	M1	M2								
1,2,4-Trichlorobenzene	+++++ 1.9150	1.6910 1.9637	1.7084	1.7290	1.6894	Ave		1.7827			0.2000	6.9		15.0			
Hexachlorobutadiene	0.6198 0.8295	0.7069 0.8918	0.7346	0.7751	0.7400	Ave		0.7568				12.0		15.0			
Naphthalene	+++++ 4.6008	3.9974 4.6148	3.8215	4.0197	4.0182	Ave		4.1787				8.1		15.0			
1,2,3-Trichlorobenzene	+++++ 1.8149	1.5614 1.8399	1.5965	1.6625	1.6115	Ave		1.6811				7.0		15.0			
1,2-Dichloroethane-d4 (Surr)	0.2200 0.2123	0.2210 0.2093	0.2161	0.2168	0.2154	Ave		0.2159				1.9		15.0			
Toluene-d8 (Surr)	2.2618 2.2443	2.2307 2.2554	2.2815	2.2728	2.2489	Ave		2.2565				0.8		15.0			
4-Bromofluorobenzene (Surr)	0.7012 0.6880	0.6845 0.7066	0.7111	0.7119	0.6983	Ave		0.7002				1.5		15.0			

Note: The m1 coefficient is the same as Ave RRF for an Ave curve type.

FORM VI
GC/MS VOA INITIAL CALIBRATION DATA
INTERNAL STANDARD RESPONSE AND CONCENTRATION

Lab Name: TestAmerica Buffalo Job No.: 480-47308-1 Analy Batch No.: 141514

SDG No.:

Instrument ID: HP5973C GC Column: ZB-624 (30) ID: 0.53(mm) Heated Purge: (Y/N) N

Calibration Start Date: 09/27/2013 11:33 Calibration End Date: 09/27/2013 14:30 Calibration ID: 15648

Calibration Files:

LEVEL:	LAB SAMPLE ID:	LAB FILE ID:
Level 1	IC 480-141514/5	C32566.D
Level 2	IC 480-141514/7	C32568.D
Level 3	IC 480-141514/8	C32569.D
Level 4	IC 480-141514/9	C32570.D
Level 5	ICIS 480-141514/10	C32571.D
Level 6	IC 480-141514/11	C32572.D
Level 7	IC 480-141514/12	C32573.D

ANALYTE	IS REF	CURVE TYPE	RESPONSE					CONCENTRATION (UG/L)				
			LVL 1 LVL 6	LVL 2 LVL 7	LVL 3	LVL 4	LVL 5	LVL 1 LVL 6	LVL 2 LVL 7	LVL 3	LVL 4	LVL 5
Dichlorodifluoromethane	DFB	Ave	+++++ 412237	7009 846084	41222	77451	177807	+++++ 50.0	1.00 100	5.00	10.0	25.0
Chloromethane	DFB	Ave	+++++ 544430	13829 1089824	59745	110322	255468	+++++ 50.0	1.00 100	5.00	10.0	25.0
Vinyl chloride	DFB	Ave	4619 512908	9190 1039042	51179	98034	234225	0.400 50.0	1.00 100	5.00	10.0	25.0
Bromomethane	DFB	Ave	+++++ 355692	7106 715652	35543	67965	163295	+++++ 50.0	1.00 100	5.00	10.0	25.0
Chloroethane	DFB	Ave	+++++ 352292	6810 695799	34744	66602	160083	+++++ 50.0	1.00 100	5.00	10.0	25.0
Trichlorofluoromethane	DFB	Ave	+++++ 684006	12275 1398497	69541	131452	293966	+++++ 50.0	1.00 100	5.00	10.0	25.0
Acrolein	DFB	Ave	+++++ 711754	11373 1414537	62041	120499	318769	+++++ 1000	20.0 2000	100	200	500
1,1,2-Trichloro-1,2,2-trifluoroetha ne	DFB	Ave	+++++ 423273	7885 866129	46270	74428	183677	+++++ 50.0	1.00 100	5.00	10.0	25.0
1,1-Dichloroethene	DFB	Ave	+++++ 393905	7858 782167	41209	77009	177431	+++++ 50.0	1.00 100	5.00	10.0	25.0
Acetone	DFB	Ave	+++++ 750984	17426 1478018	74072	142975	337073	+++++ 250	5.00 500	25.0	50.0	125
Iodomethane	DFB	Ave	+++++ 601623	12106 1202248	62860	107686	272465	+++++ 50.0	1.00 100	5.00	10.0	25.0
Carbon disulfide	DFB	Ave	+++++ 1381672	29499 2748078	144760	251576	613998	+++++ 50.0	1.00 100	5.00	10.0	25.0
Methyl acetate	DFB	Ave	+++++ 520690	10284 1008904	52137	96327	237504	+++++ 50.0	1.00 100	5.00	10.0	25.0
Acetonitrile	DFB	Ave	+++++ 1443549	30310 2739403	141294	270267	673011	+++++ 2000	40.0 4000	200	400	1000
Methylene Chloride	DFB	Ave	+++++ 477425	10946 907895	50989	93063	220951	+++++ 50.0	1.00 100	5.00	10.0	25.0

FORM VI
GC/MS VOA INITIAL CALIBRATION DATA
INTERNAL STANDARD RESPONSE AND CONCENTRATION

Lab Name: TestAmerica Buffalo Job No.: 480-47308-1 Analy Batch No.: 141514

SDG No.:

Instrument ID: HP5973C GC Column: ZB-624 (30) ID: 0.53(mm) Heated Purge: (Y/N) N

Calibration Start Date: 09/27/2013 11:33 Calibration End Date: 09/27/2013 14:30 Calibration ID: 15648

ANALYTE	IS REF	CURVE TYPE	RESPONSE					CONCENTRATION (UG/L)				
			LVL 1 LVL 6	LVL 2 LVL 7	LVL 3	LVL 4	LVL 5	LVL 1 LVL 6	LVL 2 LVL 7	LVL 3	LVL 4	LVL 5
Methyl tert-butyl ether	DFB	Ave	+++++ 1405144	27365 2762034	139970	258448	655172	+++++ 50.0	1.00 100	5.00	10.0	25.0
trans-1,2-Dichloroethene	DFB	Ave	+++++ 449378	9863 860530	46975	90529	207580	+++++ 50.0	1.00 100	5.00	10.0	25.0
Acrylonitrile	DFB	Ave	+++++ 901858	17659 1734096	88975	169713	422820	+++++ 250	5.00 500	25.0	50.0	125
Vinyl acetate	DFB	Ave	+++++ 4831746	89360 9210309	459696	864521	2221835	+++++ 250	5.00 500	25.0	50.0	125
1,1-Dichloroethane	DFB	Ave	+++++ 864672	17374 1651084	89707	170969	403462	+++++ 50.0	1.00 100	5.00	10.0	25.0
2-Butanone (MEK)	DFB	Ave	+++++ 1161893	23034 2241797	114251	207101	526175	+++++ 250	5.00 500	25.0	50.0	125
2,2-Dichloropropane	DFB	Ave	+++++ 712896	14787 1377947	73524	141089	332556	+++++ 50.0	1.00 100	5.00	10.0	25.0
cis-1,2-Dichloroethene	DFB	Ave	+++++ 498129	11323 959269	51343	96389	232128	+++++ 50.0	1.00 100	5.00	10.0	25.0
Chlorobromomethane	DFB	Ave	+++++ 252939	4467 479885	24647	49010	116555	+++++ 50.0	1.00 100	5.00	10.0	25.0
Chloroform	DFB	Ave	+++++ 839866	17185 1586929	86423	165396	387616	+++++ 50.0	1.00 100	5.00	10.0	25.0
Tetrahydrofuran	DFB	Ave	+++++ 750959	18960 1446997	77747	142878	353205	+++++ 250	5.00 500	25.0	50.0	125
1,1,1-Trichloroethane	DFB	Ave	+++++ 718543	12825 1381643	73795	137644	330843	+++++ 50.0	1.00 100	5.00	10.0	25.0
Cyclohexane	DFB	Ave	+++++ 776171	14587 1539613	84784	139483	341529	+++++ 50.0	1.00 100	5.00	10.0	25.0
1,1-Dichloropropene	DFB	Ave	+++++ 599500	11871 1161793	61308	119474	271579	+++++ 50.0	1.00 100	5.00	10.0	25.0
Carbon tetrachloride	DFB	Ave	+++++ 611923	11050 1186061	61756	115519	274035	+++++ 50.0	1.00 100	5.00	10.0	25.0
Benzene	DFB	Ave	+++++ 1700258	36639 3255117	177784	340439	801288	+++++ 50.0	1.00 100	5.00	10.0	25.0
1,2-Dichloroethane	DFB	Ave	+++++ 718978	15132 1344143	74409	140631	332182	+++++ 50.0	1.00 100	5.00	10.0	25.0
Trichloroethene	DFB	Ave	+++++ 430692	9031 847303	45229	84533	200570	+++++ 50.0	1.00 100	5.00	10.0	25.0
Methylcyclohexane	DFB	Ave	+++++ 715840	13185 1451265	78290	125783	312564	+++++ 50.0	1.00 100	5.00	10.0	25.0
1,2-Dichloropropane	DFB	Ave	+++++ 483434	9706 922201	48245	92597	224646	+++++ 50.0	1.00 100	5.00	10.0	25.0
Dibromomethane	DFB	Ave	+++++ 305821	6150 583355	30267	59064	141358	+++++ 50.0	1.00 100	5.00	10.0	25.0

FORM VI
GC/MS VOA INITIAL CALIBRATION DATA
INTERNAL STANDARD RESPONSE AND CONCENTRATION

Lab Name: TestAmerica Buffalo Job No.: 480-47308-1 Analy Batch No.: 141514

SDG No.:

Instrument ID: HP5973C GC Column: ZB-624 (30) ID: 0.53(mm) Heated Purge: (Y/N) N

Calibration Start Date: 09/27/2013 11:33 Calibration End Date: 09/27/2013 14:30 Calibration ID: 15648

ANALYTE	IS REF	CURVE TYPE	RESPONSE					CONCENTRATION (UG/L)				
			LVL 1 LVL 6	LVL 2 LVL 7	LVL 3	LVL 4	LVL 5	LVL 1 LVL 6	LVL 2 LVL 7	LVL 3	LVL 4	LVL 5
Bromodichloromethane	DFB	Ave	+++++ 625296	11845 1235930	58753	115651	283420	+++++ 50.0	1.00 100	5.00	10.0	25.0
2-Chloroethyl vinyl ether	DFB	Ave	+++++ 1596356	29638 3040802	149973	286812	737079	+++++ 250	5.00 500	25.0	50.0	125
cis-1,3-Dichloropropene	DFB	Ave	5621 733722	14019 1420007	68211	136710	337317	0.400 50.0	1.00 100	5.00	10.0	25.0
4-Methyl-2-pentanone (MIBK)	CBZ	Ave	+++++ 2497411	48970 4775187	244270	464075	1173924	+++++ 250	5.00 500	25.0	50.0	125
Toluene	CBZ	Ave	+++++ 1055152	21582 2015765	106193	210307	492066	+++++ 50.0	1.00 100	5.00	10.0	25.0
Ethyl methacrylate	CBZ	Ave	+++++ 564328	9721 1121087	52168	97535	254044	+++++ 50.0	1.00 100	5.00	10.0	25.0
trans-1,3-Dichloropropene	CBZ	Ave	4706 696482	12330 1316496	63367	126808	312571	0.400 50.0	1.00 100	5.00	10.0	25.0
1,1,2-Trichloroethane	CBZ	Ave	+++++ 326413	6594 618765	33175	63763	149469	+++++ 50.0	1.00 100	5.00	10.0	25.0
2-Hexanone	CBZ	Ave	+++++ 1746140	31902 3287655	165574	314940	803604	+++++ 250	5.00 500	25.0	50.0	125
Tetrachloroethene	CBZ	Ave	+++++ 434150	9208 829613	46663	87195	202575	+++++ 50.0	1.00 100	5.00	10.0	25.0
1,3-Dichloropropane	CBZ	Ave	+++++ 688408	14238 1295138	70116	135420	328654	+++++ 50.0	1.00 100	5.00	10.0	25.0
Dibromochloromethane	CBZ	Ave	+++++ 444711	7999 884520	38341	81157	200940	+++++ 50.0	1.00 100	5.00	10.0	25.0
1,2-Dibromoethane	CBZ	Ave	+++++ 395491	7690 756988	39021	74958	185568	+++++ 50.0	1.00 100	5.00	10.0	25.0
Chlorobenzene	CBZ	Ave	+++++ 1188146	23608 2252289	120199	233035	549676	+++++ 50.0	1.00 100	5.00	10.0	25.0
Ethylbenzene	CBZ	Ave	+++++ 2063075	42938 3909634	208902	403766	968091	+++++ 50.0	1.00 100	5.00	10.0	25.0
1,1,1,2-Tetrachloroethane	CBZ	Ave	+++++ 431588	8315 848746	40802	83318	197643	+++++ 50.0	1.00 100	5.00	10.0	25.0
m-Xylene & p-Xylene	CBZ	Ave	+++++ 1494976	29695 2847392	152840	300878	706863	+++++ 100	2.00 200	10.0	20.0	50.0
o-Xylene	CBZ	Ave	+++++ 751433	14295 1435908	74289	150059	351309	+++++ 50.0	1.00 100	5.00	10.0	25.0
Styrene	CBZ	Ave	+++++ 1245345	23433 2386767	119753	235276	574361	+++++ 50.0	1.00 100	5.00	10.0	25.0
Isopropylbenzene	DCB	Ave	+++++ 1948181	36123 3782854	197943	381143	900775	+++++ 50.0	1.00 100	5.00	10.0	25.0
Bromoform	CBZ	Ave	+++++ 280520	4311 567156	23694	48705	124302	+++++ 50.0	1.00 100	5.00	10.0	25.0

FORM VI
GC/MS VOA INITIAL CALIBRATION DATA
INTERNAL STANDARD RESPONSE AND CONCENTRATION

Lab Name: TestAmerica Buffalo Job No.: 480-47308-1 Analy Batch No.: 141514

SDG No.:

Instrument ID: HP5973C GC Column: ZB-624 (30) ID: 0.53(mm) Heated Purge: (Y/N) N

Calibration Start Date: 09/27/2013 11:33 Calibration End Date: 09/27/2013 14:30 Calibration ID: 15648

ANALYTE	IS REF	CURVE TYPE	RESPONSE					CONCENTRATION (UG/L)				
			LVL 1 LVL 6	LVL 2 LVL 7	LVL 3	LVL 4	LVL 5	LVL 1 LVL 6	LVL 2 LVL 7	LVL 3	LVL 4	LVL 5
1,1,2,2-Tetrachloroethane	DCB	Ave	+++++ 537289	10105 1022691	53327	105054	254069	+++++ 50.0	1.00 100	5.00	10.0	25.0
trans-1,4-Dichloro-2-butene	DCB	Lin	+++++ 589074	5121 1168250	34187	80592	241186	+++++ 250	5.00 500	25.0	50.0	125
N-Propylbenzene	DCB	Ave	+++++ 2405096	45302 4576593	237433	471704	1124740	+++++ 50.0	1.00 100	5.00	10.0	25.0
1,2,3-Trichloropropane	DCB	Ave	+++++ 157396	3375 294268	16002	32121	73739	+++++ 50.0	1.00 100	5.00	10.0	25.0
Bromobenzene	DCB	Ave	+++++ 497457	9641 932787	50092	98911	231581	+++++ 50.0	1.00 100	5.00	10.0	25.0
1,3,5-Trimethylbenzene	DCB	Ave	+++++ 1655197	31759 3218569	165275	327840	772847	+++++ 50.0	1.00 100	5.00	10.0	25.0
2-Chlorotoluene	DCB	Ave	+++++ 478757	9043 916620	49714	94932	223283	+++++ 50.0	1.00 100	5.00	10.0	25.0
4-Chlorotoluene	DCB	Ave	+++++ 486558	10077 933972	50287	97742	231643	+++++ 50.0	1.00 100	5.00	10.0	25.0
tert-Butylbenzene	DCB	Ave	+++++ 344066	6452 675527	33345	66113	156892	+++++ 50.0	1.00 100	5.00	10.0	25.0
1,2,4-Trimethylbenzene	DCB	Ave	+++++ 1664949	31573 3170713	165765	324400	774045	+++++ 50.0	1.00 100	5.00	10.0	25.0
sec-Butylbenzene	DCB	Ave	+++++ 2059445	38164 4055142	212523	406621	961029	+++++ 50.0	1.00 100	5.00	10.0	25.0
4-Isopropyltoluene	DCB	Ave	+++++ 1796413	34727 3495818	176785	352295	836383	+++++ 50.0	1.00 100	5.00	10.0	25.0
1,3-Dichlorobenzene	DCB	Ave	+++++ 939203	19237 1797491	98740	191700	442844	+++++ 50.0	1.00 100	5.00	10.0	25.0
1,4-Dichlorobenzene	DCB	Ave	+++++ 941299	20158 1804481	98637	192849	446116	+++++ 50.0	1.00 100	5.00	10.0	25.0
n-Butylbenzene	DCB	Ave	+++++ 1679885	32175 3295907	167894	334071	778746	+++++ 50.0	1.00 100	5.00	10.0	25.0
1,2-Dichlorobenzene	DCB	Ave	+++++ 914833	18298 1762647	94220	182900	437197	+++++ 50.0	1.00 100	5.00	10.0	25.0
1,2-Dibromo-3-Chloropropane	DCB	Lin1	+++++ 107766	3113 217219	10737	20341	51575	+++++ 50.0	1.00 100	5.00	10.0	25.0
1,2,4-Trichlorobenzene	DCB	Ave	+++++ 780529	14486 1544001	73850	147399	357413	+++++ 50.0	1.00 100	5.00	10.0	25.0
Hexachlorobutadiene	DCB	Ave	2129 338111	6056 701196	31754	66078	156549	0.400 50.0	1.00 100	5.00	10.0	25.0
Naphthalene	DCB	Ave	+++++ 1875256	34243 3628466	165195	342687	850100	+++++ 50.0	1.00 100	5.00	10.0	25.0
1,2,3-Trichlorobenzene	DCB	Ave	+++++ 739742	13376 1446678	69012	141727	340945	+++++ 50.0	1.00 100	5.00	10.0	25.0

FORM VI
GC/MS VOA INITIAL CALIBRATION DATA
INTERNAL STANDARD RESPONSE AND CONCENTRATION

Lab Name: TestAmerica Buffalo Job No.: 480-47308-1 Analy Batch No.: 141514

SDG No.:

Instrument ID: HP5973C GC Column: ZB-624 (30) ID: 0.53(mm) Heated Purge: (Y/N) N

Calibration Start Date: 09/27/2013 11:33 Calibration End Date: 09/27/2013 14:30 Calibration ID: 15648

ANALYTE	IS REF	CURVE TYPE	RESPONSE					CONCENTRATION (UG/L)				
			LVL 1 LVL 6	LVL 2 LVL 7	LVL 3	LVL 4	LVL 5	LVL 1 LVL 6	LVL 2 LVL 7	LVL 3	LVL 4	LVL 5
1,2-Dichloroethane-d4 (Surr)	DFB	Ave	100558 91368	98552 86697	97087	96601	93814	25.0 25.0	25.0 25.0	25.0	25.0	25.0
Toluene-d8 (Surr)	CBZ	Ave	549042 521703	544457 499398	539437	539653	529340	25.0 25.0	25.0 25.0	25.0	25.0	25.0
4-Bromofluorobenzene (Surr)	CBZ	Ave	170222 159939	167078 156465	168141	169025	164356	25.0 25.0	25.0 25.0	25.0	25.0	25.0

Curve Type Legend:

Ave = Average ISTD
Lin = Linear ISTD
Lin1 = Linear 1/conc ISTD

TestAmerica Buffalo
Target Compound Quantitation Report

Data File: \\Bufchrom\ChromData\HP5973C\20130927-25664.b\C32566.D
Lims ID: IC 0.4 Lab Sample ID:
Client ID:
Sample Type: IC Calib Level: 1
Inject. Date: 27-Sep-2013 11:33:30 ALS Bottle#: 1 Worklist Smp#: 5
Purge Vol: 5.000 mL Dil. Factor: 1.0000
Sample Info: IC 0.4
Misc. Info.: 480-0025664-005
Operator ID: LH Instrument ID: HP5973C
Sublist: chrom-C-8260*sub1

Method: \\Bufchrom\ChromData\HP5973C\20130927-25664.b\C-8260.m
Limit Group: MV - 8260C ICAL
Last Update: 27-Sep-2013 15:03:34 Calib Date: 27-Sep-2013 14:30:30
Integrator: RTE ID Type: Deconvolution ID
Quant Method: Internal Standard Quant By: Initial Calibration
Last ICal File: \\Bufchrom\ChromData\HP5973C\20130927-25664.b\C32573.D

Column 1 : ZB-624 (0.25 mm) Detector MS SCAN
Process Host: XAWRK027

First Level Reviewer: HillL Date: 27-Sep-2013 15:03:33

Compound	Sig	RT (min.)	Adj RT (min.)	Dlt RT (min.)	Q	Response	On-Col Amt ug/L	Flags
* 1 1,4-Difluorobenzene	114	9.417	9.416	0.0	96	457037	25.0	
* 2 Chlorobenzene-d5	82	11.788	11.788	0.0	90	242746	25.0	
* 3 1,4-Dichlorobenzene-d4	152	13.804	13.816	-0.012	97	214702	25.0	
$ 4 1,2-Dichloroethane-d4 (Surr)	67	9.167	9.167	0.0	0	100558	25.5	
$ 5 Toluene-d8 (Surr)	98	10.602	10.602	0.0	94	549042	25.1	
$ 6 4-Bromofluorobenzene (Surr)	174	12.737	12.737	0.0	84	170222	25.0	
10 Dichlorodifluoromethane	85		4.460					
12 Chloromethane	50		4.863					
13 Vinyl chloride	62	5.100	5.100	0.0	23	4619	0.4392	
14 Bromomethane	94		5.693					
15 Chloroethane	64		5.835					
17 Trichlorofluoromethane	101		6.191					
20 Acrolein	56		6.736					
21 1,1,2-Trichloro-1,2,2-trifluoroe	101		6.760					
22 1,1-Dichloroethene	96		6.819					
23 Acetone	43		6.891					
25 Iodomethane	142		7.057					
26 Carbon disulfide	76		7.140					
27 Methyl acetate	43		7.175					
29 Acetonitrile	40		7.234					
30 Methylene Chloride	84		7.353					
32 Methyl tert-butyl ether	73		7.519					
34 trans-1,2-Dichloroethene	96		7.590					
33 Acrylonitrile	53		7.602					
37 Vinyl acetate	43		7.922					
39 1,1-Dichloroethane	63		7.982					
43 2-Butanone (MEK)	43		8.444					
45 cis-1,2-Dichloroethene	96		8.480					
44 2,2-Dichloropropane	77		8.480					
48 Chlorobromomethane	128		8.705					

Compound	Sig	RT (min.)	Adj RT (min.)	Dlt RT (min.)	Q	Response	On-Col Amt ug/L	Flags
50 Chloroform	83		8.717					
49 Tetrahydrofuran	42		8.717					
51 1,1,1-Trichloroethane	97		8.895					
52 Cyclohexane	56		8.930					
54 1,1-Dichloropropene	75		9.001					
55 Carbon tetrachloride	117		9.025					
57 Benzene	78		9.203					
58 1,2-Dichloroethane	62		9.227					
62 Trichloroethene	95		9.677					
64 Methylcyclohexane	83		9.808					
65 1,2-Dichloropropane	63		9.879					
67 Dibromomethane	93		10.021					
68 Dichlorobromomethane	83		10.081					
69 2-Chloroethyl vinyl ether	63		10.199					
72 cis-1,3-Dichloropropene	75	10.401	10.401	0.0	40	5621	0.3868	
73 4-Methyl-2-pentanone (MIBK)	43		10.436					
74 Toluene	92		10.662					
75 Ethyl methacrylate	69		10.733					
77 trans-1,3-Dichloropropene	75	10.816	10.816	0.0	32	4706	0.3585	
79 1,1,2-Trichloroethane	83		10.994					
80 2-Hexanone	43		11.077					
81 Tetrachloroethene	166		11.112					
82 1,3-Dichloropropane	76		11.136					
83 Chlorodibromomethane	129		11.361					
84 Ethylene Dibromide	107		11.492					
87 Chlorobenzene	112		11.824					
88 Ethylbenzene	91		11.824					
89 1,1,1,2-Tetrachloroethane	131		11.859					
90 m-Xylene & p-Xylene	106		11.907					
91 o-Xylene	106		12.251					
92 Styrene	104		12.263					
94 Isopropylbenzene	105		12.523					
95 Bromoform	173		12.547					
97 1,1,2,2-Tetrachloroethane	83		12.820					
98 trans-1,4-Dichloro-2-butene	53		12.844					
99 N-Propylbenzene	91		12.867					
100 1,2,3-Trichloropropane	110		12.903					
101 Bromobenzene	156		12.927					
102 1,3,5-Trimethylbenzene	105		12.986					
103 2-Chlorotoluene	126		13.045					
105 4-Chlorotoluene	126		13.128					
106 tert-Butylbenzene	134		13.318					
107 1,2,4-Trimethylbenzene	105		13.353					
109 sec-Butylbenzene	105		13.520					
110 4-Isopropyltoluene	119		13.614					
111 1,3-Dichlorobenzene	146		13.757					
113 1,4-Dichlorobenzene	146		13.840					
115 n-Butylbenzene	91		14.029					
116 1,2-Dichlorobenzene	146		14.255					
117 1,2-Dibromo-3-Chloropropane	75		15.144					
119 1,2,4-Trichlorobenzene	180		16.176					
120 Hexachlorobutadiene	225	16.283	16.271	0.012	1	2129	0.3276	

Compound	Sig	RT (min.)	Adj RT (min.)	Dlt RT (min.)	Q	Response	On-Col Amt ug/L	Flags
121 Naphthalene	128		16.615					
122 1,2,3-Trichlorobenzene	180		16.982					
S 123 Total BTEX	1		30.000					
S 124 Xylenes, Total	1		30.000					
S 125 1,2-Dichloroethene, Total	1		30.000					
S 126 1,3-Dichloropropene, Total	1					0	0.7453	

Report Date: 27-Sep-2013 15:03:36 Chrom Revision: 2.1 16-Sep-2013 13:53:52

TestAmerica Buffalo

Data File: \\Bufchrom\ChromData\HP5973C\20130927-25664.b\C32566.D

Injection Date:	27-Sep-2013 11:33:30	Instrument ID:	HP5973C	Operator ID:	LH
Lims ID:	IC 0.4	Lab Sample ID:		Worklist Smp#:	5
Client ID:					
Purge Vol:	5.000 mL	Dil. Factor:	1.0000	ALS Bottle#:	1
Method:	C-8260	Limit Group:	MV - 8260C ICAL		

Column: ZB-624 (0.25 mm)

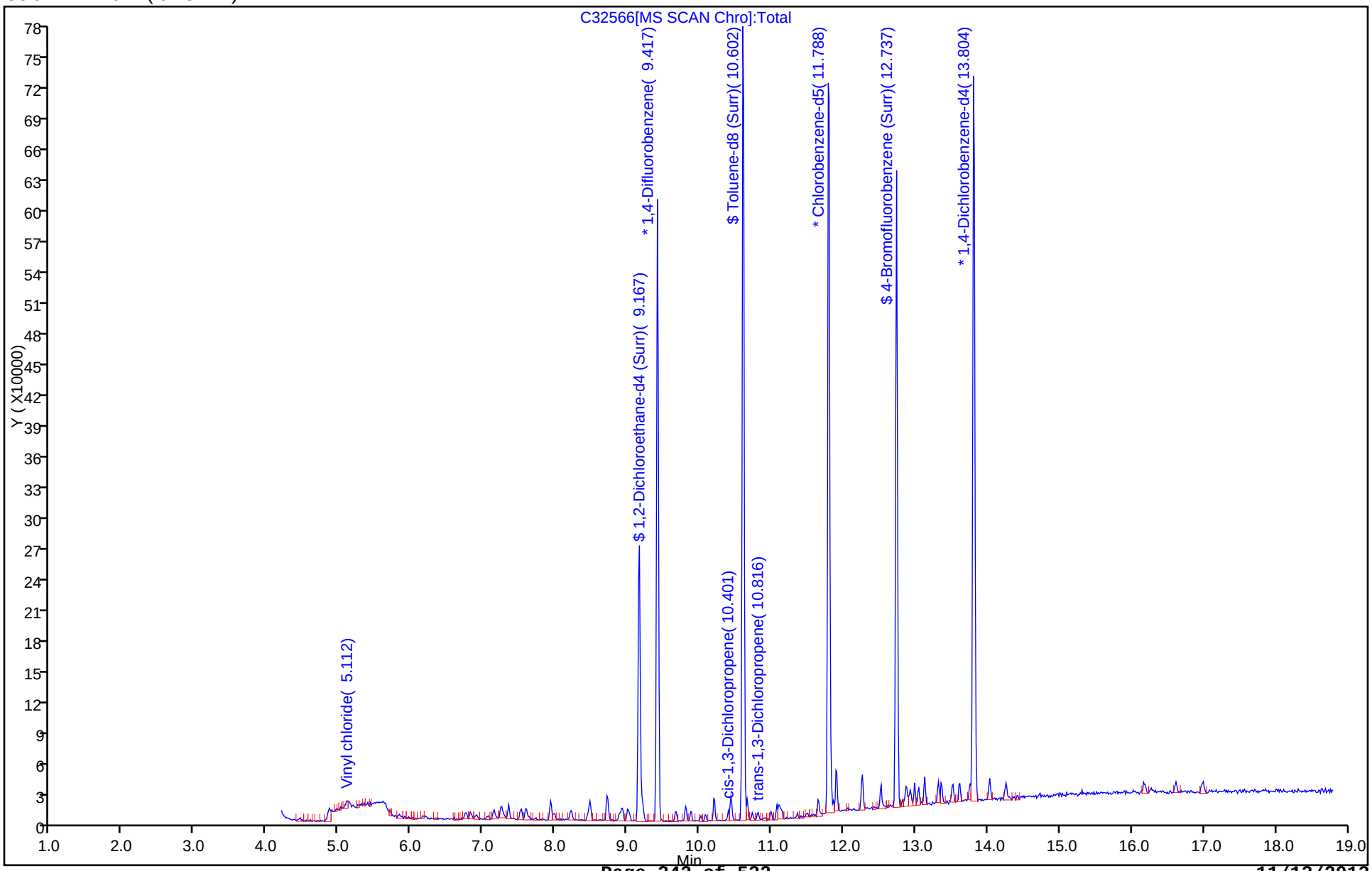

TestAmerica Buffalo
Target Compound Quantitation Report

Data File: \\Bufchrom\ChromData\HP5973C\20130927-25664.b\C32568.D
Lims ID: IC Lab Sample ID:
Client ID:
Sample Type: IC Calib Level: 2
Inject. Date: 27-Sep-2013 12:24:30 ALS Bottle#: 3 Worklist Smp#: 7
Purge Vol: 5.000 mL Dil. Factor: 1.0000
Sample Info: IC
Misc. Info.: 480-0025664-007
Operator ID: LH Instrument ID: HP5973C
Sublist: chrom-C-8260*sub1

Method: \\Bufchrom\ChromData\HP5973C\20130927-25664.b\C-8260.m
Limit Group: MV - 8260C ICAL
Last Update: 27-Sep-2013 15:05:13 Calib Date: 27-Sep-2013 14:30:30
Integrator: RTE ID Type: Deconvolution ID
Quant Method: Internal Standard Quant By: Initial Calibration
Last ICal File: \\Bufchrom\ChromData\HP5973C\20130927-25664.b\C32573.D

Column 1 : ZB-624 (0.25 mm) Detector MS SCAN
Process Host: XAWRK027

First Level Reviewer: HillL Date: 27-Sep-2013 15:05:13

Compound	Sig	RT (min.)	Adj RT (min.)	Dlt RT (min.)	Q	Response	On-Col Amt ug/L	Flags
* 1 1,4-Difluorobenzene	114	9.416	9.416	0.0	96	445916	25.0	
* 2 Chlorobenzene-d5	82	11.788	11.788	0.0	90	244079	25.0	
* 3 1,4-Dichlorobenzene-d4	152	13.804	13.816	-0.012	97	214160	25.0	
$ 4 1,2-Dichloroethane-d4 (Surr)	67	9.167	9.167	0.0	0	98552	25.6	
$ 5 Toluene-d8 (Surr)	98	10.602	10.602	0.0	94	544457	24.7	
$ 6 4-Bromofluorobenzene (Surr)	174	12.737	12.737	0.0	85	167078	24.4	
10 Dichlorodifluoromethane	85	4.471	4.460	0.011	27	7009	0.8784	
12 Chloromethane	50	4.863	4.863	0.0	64	13829	1.18	
13 Vinyl chloride	62	5.100	5.100	0.0	42	9190	0.8955	
14 Bromomethane	94	5.693	5.693	0.0	58	7106	1.00	
15 Chloroethane	64	5.835	5.835	0.0	53	6810	0.9794	
17 Trichlorofluoromethane	101	6.191	6.191	0.0	31	12275	0.9149	
20 Acrolein	56	6.736	6.736	0.0	57	11373	17.3	
21 1,1,2-Trichloro-1,2,2-trifluoroe	101	6.760	6.760	0.0	25	7885	0.9436	
22 1,1-Dichloroethene	96	6.819	6.819	0.0	61	7858	0.99	
23 Acetone	43	6.902	6.891	0.011	84	17426	5.70	
25 Iodomethane	142	7.069	7.057	0.011	75	12106	1.01	
26 Carbon disulfide	76	7.152	7.140	0.012	89	29499	1.06	
27 Methyl acetate	43	7.187	7.175	0.012	76	10284	1.00	
29 Acetonitrile	40	7.246	7.234	0.012	98	30310	42.2	
30 Methylene Chloride	84	7.353	7.353	0.0	74	10946	1.11	
32 Methyl tert-butyl ether	73	7.519	7.519	0.0	76	27365	0.9849	
34 trans-1,2-Dichloroethene	96	7.590	7.590	0.0	73	9863	1.07	
33 Acrylonitrile	53	7.602	7.602	0.0	88	17659	4.95	
37 Vinyl acetate	43	7.934	7.922	0.012	97	89360	4.81	
39 1,1-Dichloroethane	63	7.982	7.982	0.0	40	17374	1.00	
43 2-Butanone (MEK)	43	8.456	8.444	0.012	93	23034	5.07	
45 cis-1,2-Dichloroethene	96	8.492	8.480	0.012	58	11323	1.11	
44 2,2-Dichloropropane	77	8.480	8.480	0.0	63	14787	1.02	
48 Chlorobromomethane	128	8.717	8.705	0.012	72	4467	0.9102	

Compound	Sig	RT (min.)	Adj RT (min.)	Dlt RT (min.)	Q	Response	On-Col Amt ug/L	Flags
50 Chloroform	83	8.717	8.717	0.0	66	17185	1.02	
49 Tetrahydrofuran	42	8.717	8.717	0.0	83	18960	6.03	
51 1,1,1-Trichloroethane	97	8.895	8.895	0.0	62	12825	0.9100	
52 Cyclohexane	56	8.930	8.930	0.0	70	14587	0.9511	
54 1,1-Dichloropropene	75	9.001	9.001	0.0	47	11871	0.9886	
55 Carbon tetrachloride	117	9.025	9.025	0.0	63	11050	0.9267	
57 Benzene	78	9.203	9.203	0.0	87	36639	1.05	
58 1,2-Dichloroethane	62	9.227	9.227	0.0	27	15132	1.04	
62 Trichloroethene	95	9.666	9.677	-0.011	70	9031	1.03	
64 Methylcyclohexane	83	9.808	9.808	0.0	73	13185	0.9354	
65 1,2-Dichloropropane	63	9.879	9.879	0.0	62	9706	1.01	
67 Dibromomethane	93	10.021	10.021	0.0	71	6150	1.01	
68 Dichlorobromomethane	83	10.081	10.081	0.0	51	11845	0.9742	
69 2-Chloroethyl vinyl ether	63	10.199	10.199	0.0	82	29638	4.83	
72 cis-1,3-Dichloropropene	75	10.401	10.401	0.0	56	14019	0.9887	
73 4-Methyl-2-pentanone (MIBK)	43	10.436	10.436	0.0	88	48970	4.88	
74 Toluene	92	10.662	10.662	0.0	79	21582	1.00	
75 Ethyl methacrylate	69	10.733	10.733	0.0	51	9721	0.8937	
77 trans-1,3-Dichloropropene	75	10.816	10.816	0.0	66	12330	0.9343	
79 1,1,2-Trichloroethane	83	10.994	10.994	0.0	49	6594	0.99	
80 2-Hexanone	43	11.077	11.077	0.0	89	31902	4.68	
81 Tetrachloroethene	166	11.112	11.112	0.0	72	9208	1.01	
82 1,3-Dichloropropane	76	11.136	11.136	0.0	62	14238	1.01	
83 Chlorodibromomethane	129	11.361	11.361	0.0	30	7999	0.9287	
84 Ethylene Dibromide	107	11.492	11.492	0.0	50	7690	0.9653	
87 Chlorobenzene	112	11.824	11.824	0.0	73	23608	0.9772	
88 Ethylbenzene	91	11.824	11.824	0.0	81	42938	1.01	
89 1,1,1,2-Tetrachloroethane	131	11.859	11.859	0.0	46	8315	0.9609	
90 m-Xylene & p-Xylene	106	11.907	11.907	0.0	0	29695	1.93	
91 o-Xylene	106	12.251	12.251	0.0	87	14295	0.9401	
92 Styrene	104	12.263	12.263	0.001	76	23433	0.9460	
94 Isopropylbenzene	105	12.523	12.523	0.0	74	36123	0.9331	
95 Bromoform	173	12.547	12.547	0.0	17	4311	0.8209	
97 1,1,2,2-Tetrachloroethane	83	12.820	12.820	0.0	24	10105	0.9481	
98 trans-1,4-Dichloro-2-butene	53	12.844	12.844	0.0	34	5121	17.0	
99 N-Propylbenzene	91	12.867	12.867	0.0	87	45302	0.9514	
100 1,2,3-Trichloropropane	110	12.903	12.903	0.0	33	3375	1.05	
101 Bromobenzene	156	12.927	12.927	0.0	65	9641	0.9722	
102 1,3,5-Trimethylbenzene	105	12.986	12.986	0.0	68	31759	0.9595	
103 2-Chlorotoluene	126	13.045	13.045	0.0	84	9043	0.9432	
105 4-Chlorotoluene	126	13.128	13.128	0.0	78	10077	1.01	
106 tert-Butylbenzene	134	13.318	13.318	0.0	69	6452	0.9524	
107 1,2,4-Trimethylbenzene	105	13.354	13.353	0.001	69	31573	0.9573	
109 sec-Butylbenzene	105	13.520	13.520	0.0	65	38164	0.9251	
110 4-Isopropyltoluene	119	13.614	13.614	0.0	75	34727	0.9697	
111 1,3-Dichlorobenzene	146	13.757	13.757	0.0	67	19237	1.00	
113 1,4-Dichlorobenzene	146	13.840	13.840	0.0	68	20158	1.04	
115 n-Butylbenzene	91	14.029	14.029	0.0	82	32175	0.9568	
116 1,2-Dichlorobenzene	146	14.255	14.255	0.0	68	18298	0.9848	
117 1,2-Dibromo-3-Chloropropane	75	15.144	15.144	0.0	1	3113	1.26	
119 1,2,4-Trichlorobenzene	180	16.176	16.176	0.0	49	14486	0.9486	
120 Hexachlorobutadiene	225	16.271	16.271	0.0	20	6056	0.9341	

Report Date: 27-Sep-2013 15:05:14 Chrom Revision: 2.1 16-Sep-2013 13:53:52
Data File: \\Bufchrom\ChromData\HP5973C\20130927-25664.b\C32568.D

Compound	Sig	RT (min.)	Adj RT (min.)	Dlt RT (min.)	Q	Response	On-Col Amt ug/L	Flags
121 Naphthalene	128	16.615	16.615	0.0	71	34243	0.9566	
122 1,2,3-Trichlorobenzene	180	16.982	16.982	0.0	32	13376	0.9288	
S 123 Total BTEX	1				0		5.94	
S 124 Xylenes, Total	1				0		2.87	
S 125 1,2-Dichloroethene, Total	1				0		2.18	
S 126 1,3-Dichloropropene, Total	1				0		1.92	

Report Date: 27-Sep-2013 15:05:14 Chrom Revision: 2.1 16-Sep-2013 13:53:52

TestAmerica Buffalo

Data File: \\Bufchrom\ChromData\HP5973C\20130927-25664.b\C32568.D

Injection Date:	27-Sep-2013 12:24:30	Instrument ID:	HP5973C	Operator ID:	LH
Lims ID:	IC	Lab Sample ID:		Worklist Smp#:	7
Client ID:					
Purge Vol:	5.000 mL	Dil. Factor:	1.0000	ALS Bottle#:	3
Method:	C-8260	Limit Group:	MV - 8260C ICAL		

Column: ZB-624 (0.25 mm)

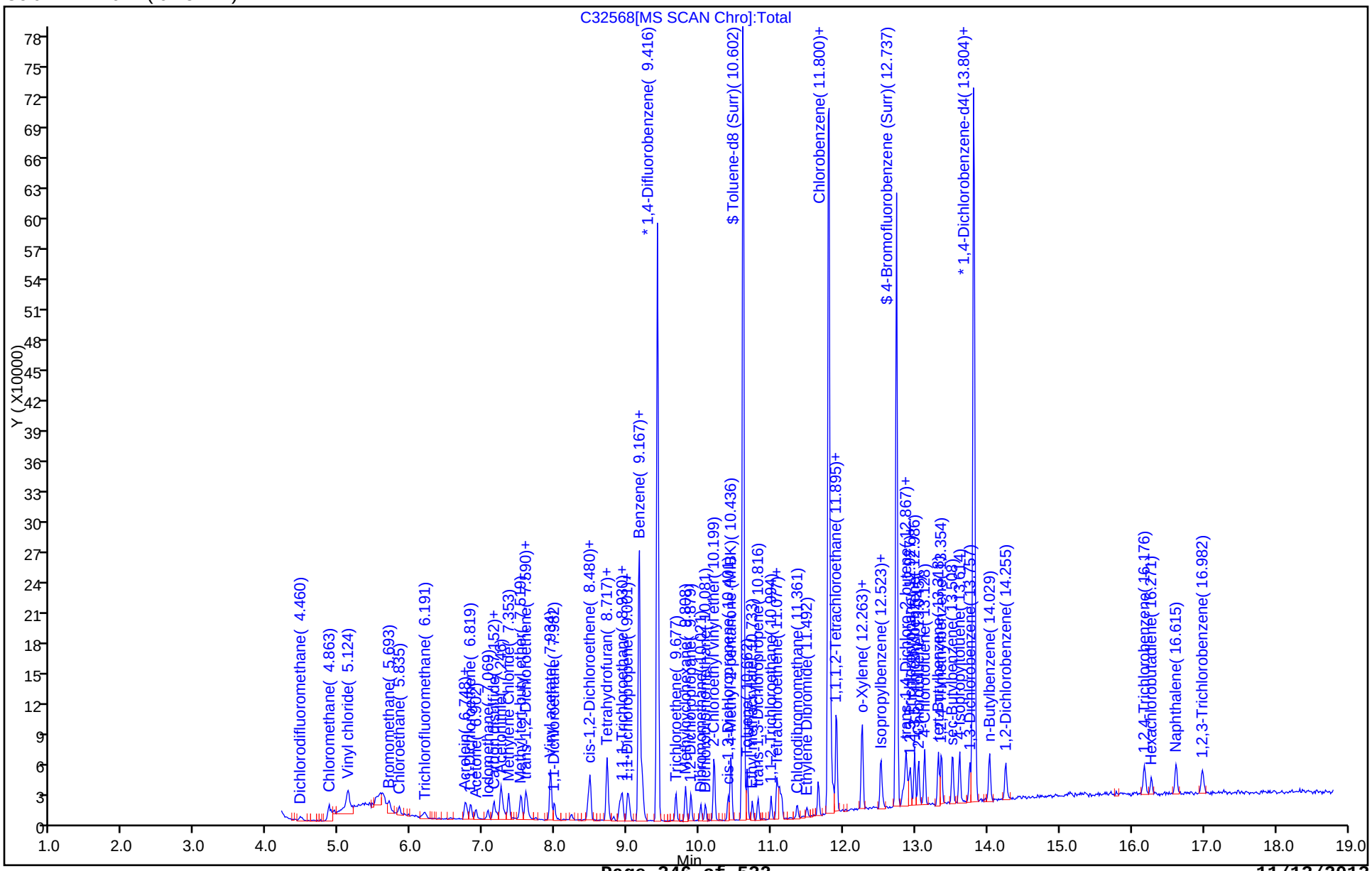

TestAmerica Buffalo
Target Compound Quantitation Report

Data File: \\Bufchrom\ChromData\HP5973C\20130927-25664.b\C32569.D
Lims ID: IC 2 Lab Sample ID:
Client ID:
Sample Type: IC Calib Level: 3
Inject. Date: 27-Sep-2013 12:49:30 ALS Bottle#: 4 Worklist Smp#: 8
Purge Vol: 5.000 mL Dil. Factor: 1.0000
Sample Info: IC 2
Misc. Info.: 480-0025664-008
Operator ID: LH Instrument ID: HP5973C
Sublist: chrom-C-8260*sub1

Method: \\Bufchrom\ChromData\HP5973C\20130927-25664.b\C-8260.m
Limit Group: MV - 8260C ICAL
Last Update: 27-Sep-2013 15:05:46 Calib Date: 27-Sep-2013 14:30:30
Integrator: RTE ID Type: Deconvolution ID
Quant Method: Internal Standard Quant By: Initial Calibration
Last ICal File: \\Bufchrom\ChromData\HP5973C\20130927-25664.b\C32573.D

Column 1 : ZB-624 (0.25 mm) Detector MS SCAN
Process Host: XAWRK027

First Level Reviewer: HillL Date: 27-Sep-2013 15:05:46

Compound	Sig	RT (min.)	Adj RT (min.)	Dlt RT (min.)	Q	Response	On-Col Amt ug/L	Flags
* 1 1,4-Difluorobenzene	114	9.416	9.416	0.0	96	449347	25.0	
* 2 Chlorobenzene-d5	82	11.788	11.788	0.0	89	236444	25.0	
* 3 1,4-Dichlorobenzene-d4	152	13.804	13.816	-0.012	96	216140	25.0	
$ 4 1,2-Dichloroethane-d4 (Surr)	67	9.167	9.167	0.0	0	97087	25.0	
$ 5 Toluene-d8 (Surr)	98	10.602	10.602	0.0	94	539437	25.3	
$ 6 4-Bromofluorobenzene (Surr)	174	12.737	12.737	0.0	84	168141	25.4	
10 Dichlorodifluoromethane	85	4.460	4.460	0.0	78	41222	5.13	
12 Chloromethane	50	4.851	4.863	-0.012	89	59745	5.07	
13 Vinyl chloride	62	5.100	5.100	0.0	79	51179	4.95	
14 Bromomethane	94	5.693	5.693	0.0	82	35543	4.95	
15 Chloroethane	64	5.835	5.835	0.0	88	34744	4.96	
17 Trichlorofluoromethane	101	6.191	6.191	0.0	74	69541	5.14	
20 Acrolein	56	6.736	6.736	0.0	93	62041	93.8	
21 1,1,2-Trichloro-1,2,2-trifluoroe	101	6.760	6.760	0.0	79	46270	5.50	
22 1,1-Dichloroethene	96	6.819	6.819	0.0	83	41209	5.16	
23 Acetone	43	6.891	6.891	-0.001	94	74072	24.0	
25 Iodomethane	142	7.057	7.057	0.0	96	62860	5.20	
26 Carbon disulfide	76	7.140	7.140	0.0	99	144760	5.17	
27 Methyl acetate	43	7.175	7.175	0.0	89	52137	5.04	
29 Acetonitrile	40	7.234	7.234	0.0	99	141294	195.2	
30 Methylene Chloride	84	7.353	7.353	0.0	87	50989	5.14	
32 Methyl tert-butyl ether	73	7.519	7.519	0.0	92	139970	5.00	
34 trans-1,2-Dichloroethene	96	7.590	7.590	0.0	91	46975	5.06	
33 Acrylonitrile	53	7.602	7.602	0.0	97	88975	24.8	
37 Vinyl acetate	43	7.934	7.922	0.012	98	459696	24.6	
39 1,1-Dichloroethane	63	7.981	7.982	-0.001	81	89707	5.11	
43 2-Butanone (MEK)	43	8.444	8.444	0.0	97	114251	25.0	
45 cis-1,2-Dichloroethene	96	8.480	8.480	0.0	73	51343	4.99	
44 2,2-Dichloropropane	77	8.480	8.480	0.0	81	73524	5.05	
48 Chlorobromomethane	128	8.705	8.705	0.0	83	24647	4.98	

Compound	Sig	RT (min.)	Adj RT (min.)	Dlt RT (min.)	Q	Response	On-Col Amt ug/L	Flags
50 Chloroform	83	8.717	8.717	0.0	78	86423	5.08	
49 Tetrahydrofuran	42	8.717	8.717	0.0	87	77747	24.5	
51 1,1,1-Trichloroethane	97	8.895	8.895	0.0	88	73795	5.20	
52 Cyclohexane	56	8.930	8.930	0.0	94	84784	5.49	
54 1,1-Dichloropropene	75	9.001	9.001	0.0	85	61308	5.07	
55 Carbon tetrachloride	117	9.025	9.025	0.0	71	61756	5.14	
57 Benzene	78	9.203	9.203	0.0	94	177784	5.06	
58 1,2-Dichloroethane	62	9.227	9.227	0.0	73	74409	5.10	
62 Trichloroethene	95	9.677	9.677	0.0	88	45229	5.11	
64 Methylcyclohexane	83	9.808	9.808	0.0	93	78290	5.51	
65 1,2-Dichloropropane	63	9.879	9.879	0.0	88	48245	4.98	
67 Dibromomethane	93	10.021	10.021	0.0	86	30267	4.94	
68 Dichlorobromomethane	83	10.080	10.081	-0.001	82	58753	4.80	
69 2-Chloroethyl vinyl ether	63	10.199	10.199	0.0	92	149973	24.3	
72 cis-1,3-Dichloropropene	75	10.401	10.401	0.0	77	68211	4.77	
73 4-Methyl-2-pentanone (MIBK)	43	10.436	10.436	0.0	98	244270	25.1	
74 Toluene	92	10.662	10.662	0.0	91	106193	5.06	
75 Ethyl methacrylate	69	10.733	10.733	0.0	87	52168	4.95	
77 trans-1,3-Dichloropropene	75	10.816	10.816	0.0	92	63367	4.96	
79 1,1,2-Trichloroethane	83	10.994	10.994	0.0	86	33175	5.15	
80 2-Hexanone	43	11.077	11.077	0.0	98	165574	25.0	
81 Tetrachloroethene	166	11.112	11.112	0.0	87	46663	5.31	
82 1,3-Dichloropropane	76	11.136	11.136	0.0	89	70116	5.11	
83 Chlorodibromomethane	129	11.361	11.361	0.0	81	38341	4.59	
84 Ethylene Dibromide	107	11.492	11.492	0.0	86	39021	5.06	
87 Chlorobenzene	112	11.824	11.824	0.0	83	120199	5.14	
88 Ethylbenzene	91	11.824	11.824	0.0	93	208902	5.09	
89 1,1,1,2-Tetrachloroethane	131	11.859	11.859	0.0	83	40802	4.87	
90 m-Xylene & p-Xylene	106	11.907	11.907	0.0	0	152840	10.3	
91 o-Xylene	106	12.251	12.251	0.0	93	74289	5.04	
92 Styrene	104	12.262	12.263	0.0	89	119753	4.99	
94 Isopropylbenzene	105	12.523	12.523	0.0	95	197943	5.07	
95 Bromoform	173	12.547	12.547	0.0	77	23694	4.66	
97 1,1,2,2-Tetrachloroethane	83	12.820	12.820	0.0	87	53327	4.96	
98 trans-1,4-Dichloro-2-butene	53	12.843	12.844	-0.001	80	34187	28.0	
99 N-Propylbenzene	91	12.867	12.867	0.0	98	237433	4.94	
100 1,2,3-Trichloropropane	110	12.903	12.903	0.0	51	16002	4.94	
101 Bromobenzene	156	12.926	12.927	-0.001	79	50092	5.00	
102 1,3,5-Trimethylbenzene	105	12.986	12.986	0.0	83	165275	4.95	
103 2-Chlorotoluene	126	13.045	13.045	0.0	93	49714	5.14	
105 4-Chlorotoluene	126	13.128	13.128	0.0	98	50287	5.01	
106 tert-Butylbenzene	134	13.318	13.318	0.0	87	33345	4.88	
107 1,2,4-Trimethylbenzene	105	13.353	13.353	0.0	97	165765	4.98	
109 sec-Butylbenzene	105	13.519	13.520	-0.001	93	212523	5.10	
110 4-Isopropyltoluene	119	13.614	13.614	0.0	94	176785	4.89	
111 1,3-Dichlorobenzene	146	13.757	13.757	0.0	94	98740	5.09	
113 1,4-Dichlorobenzene	146	13.840	13.840	0.0	90	98637	5.03	
115 n-Butylbenzene	91	14.029	14.029	0.0	96	167894	4.95	
116 1,2-Dichlorobenzene	146	14.255	14.255	0.0	93	94220	5.02	
117 1,2-Dibromo-3-Chloropropane	75	15.144	15.144	0.0	35	10737	4.56	
119 1,2,4-Trichlorobenzene	180	16.176	16.176	0.0	89	73850	4.79	
120 Hexachlorobutadiene	225	16.271	16.271	0.0	77	31754	4.85	

Report Date: 27-Sep-2013 15:05:46 Chrom Revision: 2.1 16-Sep-2013 13:53:52
Data File: \\Bufchrom\ChromData\HP5973C\20130927-25664.b\C32569.D

Compound	Sig	RT (min.)	Adj RT (min.)	Dlt RT (min.)	Q	Response	On-Col Amt ug/L	Flags
121 Naphthalene	128	16.614	16.615	-0.001	95	165195	4.57	
122 1,2,3-Trichlorobenzene	180	16.982	16.982	0.0	88	69012	4.75	
S 123 Total BTEX	1				0		30.5	
S 124 Xylenes, Total	1				0		15.3	
S 125 1,2-Dichloroethene, Total	1				0		10.0	
S 126 1,3-Dichloropropene, Total	1				0		9.73	

Report Date: 27-Sep-2013 15:05:46 Chrom Revision: 2.1 16-Sep-2013 13:53:52

TestAmerica Buffalo

Data File: \\Bufchrom\ChromData\HP5973C\20130927-25664.b\C32569.D

Injection Date: 27-Sep-2013 12:49:30 Instrument ID: HP5973C Operator ID: LH

Lims ID: IC 2 Lab Sample ID: Worklist Smp#: 8

Client ID:

Purge Vol: 5.000 mL Dil. Factor: 1.0000 ALS Bottle#: 4

Method: C-8260 Limit Group: MV - 8260C ICAL

Column: ZB-624 (0.25 mm)

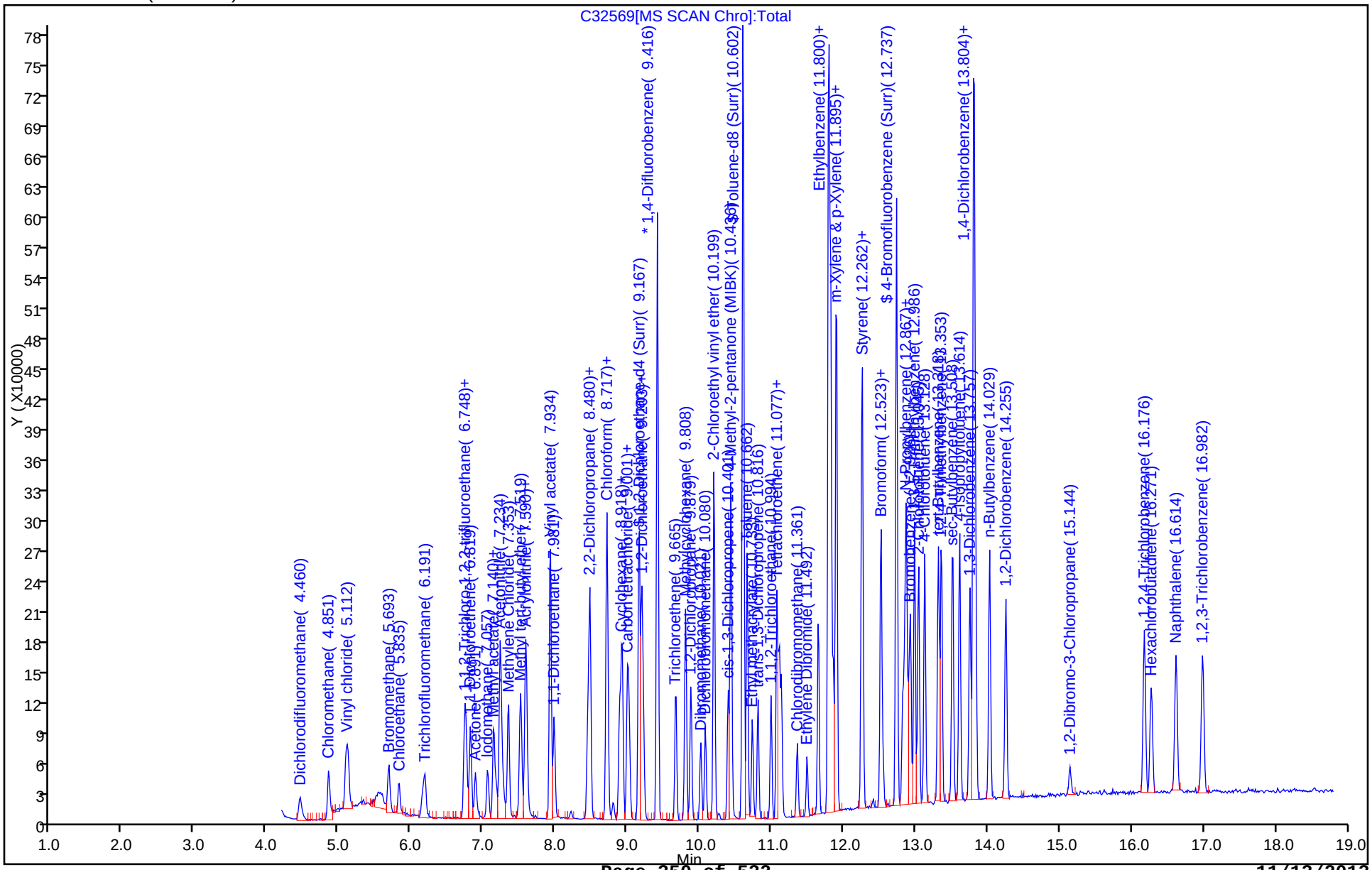

TestAmerica Buffalo
Target Compound Quantitation Report

Data File: \\Bufchrom\ChromData\HP5973C\20130927-25664.b\C32570.D
Lims ID: IC 3 Lab Sample ID:
Client ID:
Sample Type: IC Calib Level: 4
Inject. Date: 27-Sep-2013 13:15:30 ALS Bottle#: 5 Worklist Smp#: 9
Purge Vol: 5.000 mL Dil. Factor: 1.0000
Sample Info: IC 3
Misc. Info.: 480-0025664-009
Operator ID: LH Instrument ID: HP5973C
Sublist: chrom-C-8260*sub1

Method: \\Bufchrom\ChromData\HP5973C\20130927-25664.b\C-8260.m
Limit Group: MV - 8260C ICAL
Last Update: 27-Sep-2013 15:06:24 Calib Date: 27-Sep-2013 14:30:30
Integrator: RTE ID Type: Deconvolution ID
Quant Method: Internal Standard Quant By: Initial Calibration
Last ICal File: \\Bufchrom\ChromData\HP5973C\20130927-25664.b\C32573.D

Column 1 : ZB-624 (0.25 mm) Detector MS SCAN
Process Host: XAWRK027

First Level Reviewer: HillL Date: 27-Sep-2013 15:06:24

Compound	Sig	RT (min.)	Adj RT (min.)	Dlt RT (min.)	Q	Response	On-Col Amt ug/L	Flags
* 1 1,4-Difluorobenzene	114	9.416	9.416	0.0	96	445490	25.0	
* 2 Chlorobenzene-d5	82	11.788	11.788	0.0	90	237438	25.0	
* 3 1,4-Dichlorobenzene-d4	152	13.804	13.804	0.0	92	213129	25.0	
$ 4 1,2-Dichloroethane-d4 (Surr)	67	9.167	9.167	0.0	0	96601	25.1	
$ 5 Toluene-d8 (Surr)	98	10.602	10.602	0.0	94	539653	25.2	
$ 6 4-Bromofluorobenzene (Surr)	174	12.737	12.737	0.0	85	169025	25.4	
10 Dichlorodifluoromethane	85	4.460	4.460	0.0	81	77451	9.72	
12 Chloromethane	50	4.851	4.851	0.0	89	110322	9.44	
13 Vinyl chloride	62	5.100	5.100	0.0	83	98034	9.56	
14 Bromomethane	94	5.693	5.693	0.0	89	67965	9.55	
15 Chloroethane	64	5.835	5.835	0.0	93	66602	9.59	
17 Trichlorofluoromethane	101	6.179	6.179	0.0	81	131452	9.81	
20 Acrolein	56	6.736	6.736	0.0	95	120499	183.7	
21 1,1,2-Trichloro-1,2,2-trifluoroe	101	6.748	6.748	0.0	77	74428	8.92	
22 1,1-Dichloroethene	96	6.819	6.819	0.0	85	77009	9.72	
23 Acetone	43	6.891	6.891	0.0	96	142975	46.8	
25 Iodomethane	142	7.057	7.057	0.0	97	107686	8.99	
26 Carbon disulfide	76	7.140	7.140	0.0	100	251576	9.06	
27 Methyl acetate	43	7.175	7.175	0.0	92	96327	9.38	
29 Acetonitrile	40	7.235	7.235	0.0	100	270267	376.7	
30 Methylene Chloride	84	7.353	7.353	0.0	90	93063	9.46	
32 Methyl tert-butyl ether	73	7.519	7.519	0.0	92	258448	9.31	
34 trans-1,2-Dichloroethene	96	7.578	7.578	0.0	91	90529	9.83	
33 Acrylonitrile	53	7.602	7.602	0.0	98	169713	47.6	
37 Vinyl acetate	43	7.934	7.934	0.0	97	864521	46.6	
39 1,1-Dichloroethane	63	7.982	7.982	0.0	83	170969	9.82	
43 2-Butanone (MEK)	43	8.444	8.444	0.0	99	207101	45.7	
45 cis-1,2-Dichloroethene	96	8.480	8.480	0.0	75	96389	9.44	
44 2,2-Dichloropropane	77	8.480	8.480	0.0	83	141089	9.77	
48 Chlorobromomethane	128	8.705	8.705	0.0	88	49010	10.0	

Compound	Sig	RT (min.)	Adj RT (min.)	Dlt RT (min.)	Q	Response	On-Col Amt ug/L	Flags
50 Chloroform	83	8.717	8.717	0.0	83	165396	9.81	
49 Tetrahydrofuran	42	8.717	8.717	0.0	88	142878	45.5	
51 1,1,1-Trichloroethane	97	8.895	8.895	0.0	90	137644	9.78	
52 Cyclohexane	56	8.930	8.930	0.0	94	139483	9.10	
54 1,1-Dichloropropene	75	9.001	9.001	0.0	90	119474	9.96	
55 Carbon tetrachloride	117	9.025	9.025	0.0	80	115519	9.70	
57 Benzene	78	9.203	9.203	0.0	98	340439	9.78	
58 1,2-Dichloroethane	62	9.227	9.227	0.0	83	140631	9.71	
62 Trichloroethene	95	9.666	9.666	0.0	92	84533	9.63	
64 Methylcyclohexane	83	9.808	9.808	0.0	95	125783	8.93	
65 1,2-Dichloropropane	63	9.879	9.879	0.0	88	92597	9.64	
67 Dibromomethane	93	10.021	10.021	0.0	90	59064	9.72	
68 Dichlorobromomethane	83	10.081	10.081	0.0	87	115651	9.52	
69 2-Chloroethyl vinyl ether	63	10.199	10.199	0.0	91	286812	46.8	
72 cis-1,3-Dichloropropene	75	10.401	10.401	0.0	84	136710	9.65	
73 4-Methyl-2-pentanone (MIBK)	43	10.436	10.436	0.0	98	464075	47.6	
74 Toluene	92	10.662	10.662	0.0	94	210307	9.98	
75 Ethyl methacrylate	69	10.733	10.733	0.0	89	97535	9.22	
77 trans-1,3-Dichloropropene	75	10.816	10.816	0.0	93	126808	9.88	
79 1,1,2-Trichloroethane	83	10.994	10.994	0.0	90	63763	9.86	
80 2-Hexanone	43	11.077	11.077	0.0	98	314940	47.4	
81 Tetrachloroethene	166	11.112	11.112	0.0	89	87195	9.87	
82 1,3-Dichloropropane	76	11.136	11.136	0.0	94	135420	9.83	
83 Chlorodibromomethane	129	11.361	11.361	0.0	83	81157	9.69	
84 Ethylene Dibromide	107	11.492	11.492	0.0	95	74958	9.67	
87 Chlorobenzene	112	11.824	11.824	0.0	84	233035	9.92	
88 Ethylbenzene	91	11.824	11.824	0.0	93	403766	9.80	
89 1,1,1,2-Tetrachloroethane	131	11.859	11.859	0.0	88	83318	9.90	
90 m-Xylene & p-Xylene	106	11.907	11.907	0.0	0	300878	20.1	
91 o-Xylene	106	12.251	12.251	0.0	94	150059	10.1	
92 Styrene	104	12.263	12.263	0.0	90	235276	9.76	
94 Isopropylbenzene	105	12.523	12.523	0.0	97	381143	9.89	
95 Bromoform	173	12.547	12.547	0.0	91	48705	9.53	
97 1,1,2,2-Tetrachloroethane	83	12.820	12.820	0.0	74	105054	9.90	
98 trans-1,4-Dichloro-2-butene	53	12.844	12.844	0.0	85	80592	46.0	
99 N-Propylbenzene	91	12.867	12.867	0.0	98	471704	9.95	
100 1,2,3-Trichloropropane	110	12.903	12.903	0.0	58	32121	10.0	
101 Bromobenzene	156	12.927	12.927	0.0	80	98911	10.0	
102 1,3,5-Trimethylbenzene	105	12.986	12.986	0.0	84	327840	9.95	
103 2-Chlorotoluene	126	13.045	13.045	0.0	94	94932	9.95	
105 4-Chlorotoluene	126	13.128	13.128	0.0	99	97742	9.88	
106 tert-Butylbenzene	134	13.318	13.318	0.0	91	66113	9.81	
107 1,2,4-Trimethylbenzene	105	13.354	13.354	0.0	98	324400	9.88	
109 sec-Butylbenzene	105	13.520	13.520	0.0	94	406621	9.90	
110 4-Isopropyltoluene	119	13.614	13.614	0.0	96	352295	9.89	
111 1,3-Dichlorobenzene	146	13.757	13.757	0.0	96	191700	10.0	
113 1,4-Dichlorobenzene	146	13.840	13.840	0.0	92	192849	9.97	
115 n-Butylbenzene	91	14.029	14.029	0.0	97	334071	9.98	
116 1,2-Dichlorobenzene	146	14.255	14.255	0.0	93	182900	9.89	
117 1,2-Dibromo-3-Chloropropane	75	15.144	15.144	0.0	53	20341	8.87	
119 1,2,4-Trichlorobenzene	180	16.176	16.176	0.0	91	147399	9.70	
120 Hexachlorobutadiene	225	16.271	16.271	0.0	89	66078	10.2	

Compound	Sig	RT (min.)	Adj RT (min.)	Dlt RT (min.)	Q	Response	On-Col Amt ug/L	Flags
121 Naphthalene	128	16.615	16.615	0.0	97	342687	9.62	
122 1,2,3-Trichlorobenzene	180	16.982	16.982	0.0	93	141727	9.89	
S 123 Total BTEX	1				0		59.8	
S 124 Xylenes, Total	1				0		30.3	
S 125 1,2-Dichloroethene, Total	1				0		19.3	
S 126 1,3-Dichloropropene, Total	1				0		19.5	

Report Date: 27-Sep-2013 15:06:25 Chrom Revision: 2.1 16-Sep-2013 13:53:52

TestAmerica Buffalo

Data File: \\Bufchrom\ChromData\HP5973C\20130927-25664.b\C32570.D

Injection Date:	27-Sep-2013 13:15:30	Instrument ID:	HP5973C	Operator ID:	LH
Lims ID:	IC 3	Lab Sample ID:		Worklist Smp#:	9
Client ID:					
Purge Vol:	5.000 mL	Dil. Factor:	1.0000	ALS Bottle#:	5
Method:	C-8260	Limit Group:	MV - 8260C ICAL		

Column: ZB-624 (0.25 mm)

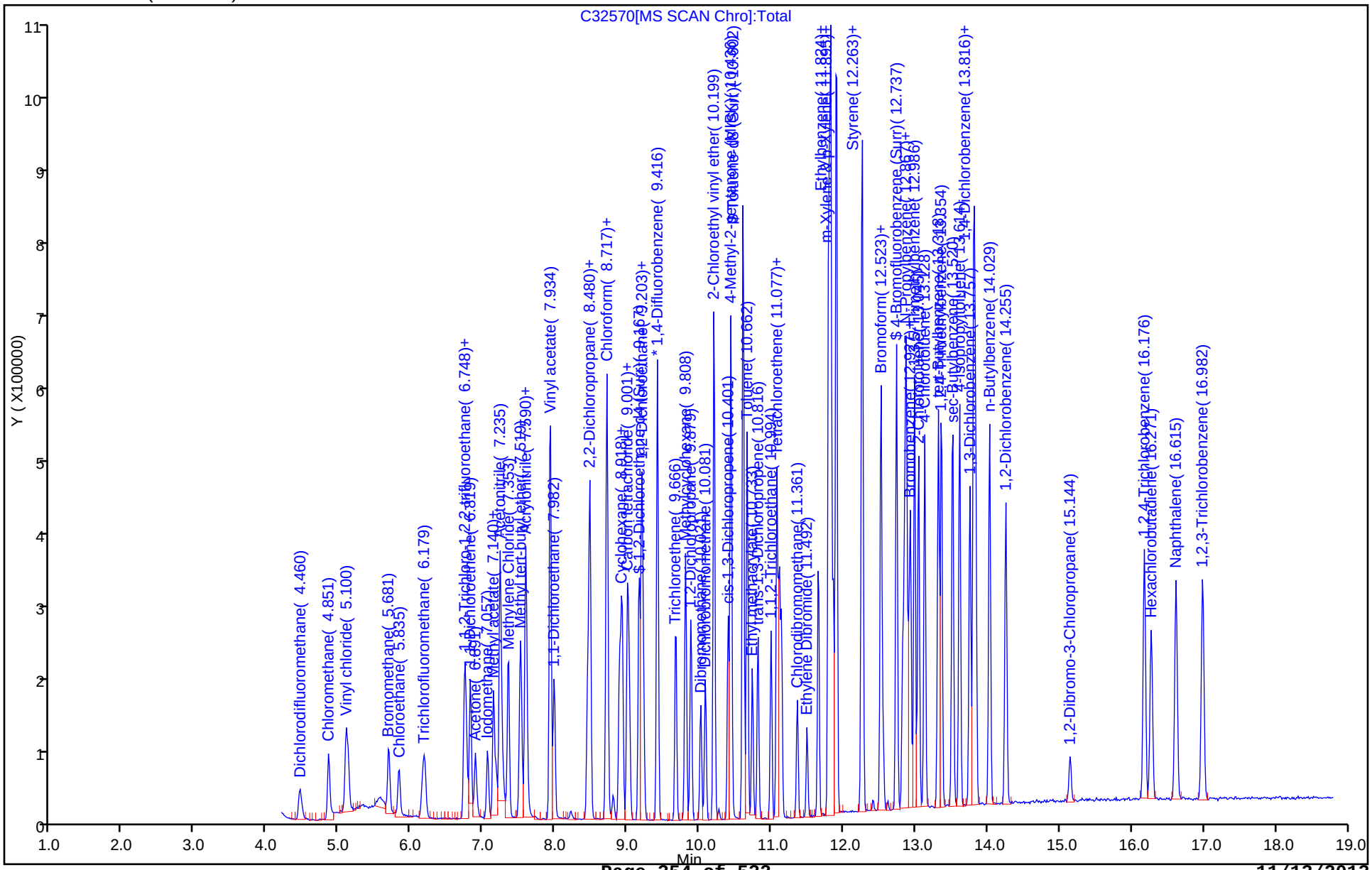

TestAmerica Buffalo
Target Compound Quantitation Report

Data File: \\Bufchrom\ChromData\HP5973C\20130927-25664.b\C32571.D
Lims ID: ICIS 4 Lab Sample ID:
Client ID:
Sample Type: ICIS Calib Level: 5
Inject. Date: 27-Sep-2013 13:40:30 ALS Bottle#: 6 Worklist Smp#: 10
Purge Vol: 5.000 mL Dil. Factor: 1.0000
Sample Info: ICIS 4
Misc. Info.: 480-0025664-010
Operator ID: LH Instrument ID: HP5973C
Sublist: chrom-C-8260*sub1

Method: \\Bufchrom\ChromData\HP5973C\20130927-25664.b\C-8260.m
Limit Group: MV - 8260C ICAL
Last Update: 27-Sep-2013 15:06:29 Calib Date: 27-Sep-2013 14:30:30
Integrator: RTE ID Type: Deconvolution ID
Quant Method: Internal Standard Quant By: Initial Calibration
Last ICal File: \\Bufchrom\ChromData\HP5973C\20130927-25664.b\C32573.D

Column 1 : ZB-624 (0.25 mm) Detector MS SCAN
Process Host: XAWRK027

First Level Reviewer: HillL Date: 27-Sep-2013 15:02:47

Compound	Sig	RT (min.)	Adj RT (min.)	Dlt RT (min.)	Q	Response	On-Col Amt ug/L	Flags
* 1 1,4-Difluorobenzene	114	9.416	9.416	0.0	96	435495	25.0	
* 2 Chlorobenzene-d5	82	11.788	11.788	0.0	90	235373	25.0	
* 3 1,4-Dichlorobenzene-d4	152	13.816	13.816	0.0	74	211565	25.0	
$ 4 1,2-Dichloroethane-d4 (Surr)	67	9.167	9.167	0.0	0	93814	24.9	
$ 5 Toluene-d8 (Surr)	98	10.602	10.602	0.0	95	529340	24.9	
$ 6 4-Bromofluorobenzene (Surr)	174	12.737	12.737	0.0	84	164356	24.9	
10 Dichlorodifluoromethane	85	4.460	4.460	0.0	86	177807	22.8	
12 Chloromethane	50	4.863	4.863	0.0	89	255468	22.4	
13 Vinyl chloride	62	5.100	5.100	0.0	84	234225	23.4	
14 Bromomethane	94	5.693	5.693	0.0	91	163295	23.5	
15 Chloroethane	64	5.835	5.835	0.0	94	160083	23.6	
17 Trichlorofluoromethane	101	6.191	6.191	0.0	83	293966	22.4	
20 Acrolein	56	6.736	6.736	0.0	99	318769	497.2	
21 1,1,2-Trichloro-1,2,2-trifluoroe	101	6.760	6.760	0.0	87	183677	22.5	
22 1,1-Dichloroethene	96	6.819	6.819	0.0	87	177431	22.9	
23 Acetone	43	6.891	6.891	0.0	98	337073	112.9	
25 Iodomethane	142	7.057	7.057	0.0	98	272465	23.3	
26 Carbon disulfide	76	7.140	7.140	0.0	100	613998	22.6	
27 Methyl acetate	43	7.175	7.175	0.0	99	237504	23.7	
29 Acetonitrile	40	7.234	7.234	0.0	99	673011	959.5	
30 Methylene Chloride	84	7.353	7.353	0.0	90	220951	23.0	
32 Methyl tert-butyl ether	73	7.519	7.519	0.0	93	655172	24.1	
34 trans-1,2-Dichloroethene	96	7.590	7.590	0.0	92	207580	23.1	
33 Acrylonitrile	53	7.602	7.602	0.0	97	422820	121.4	
37 Vinyl acetate	43	7.922	7.922	0.0	97	2221835	122.4	
39 1,1-Dichloroethane	63	7.982	7.982	0.0	86	403462	23.7	
43 2-Butanone (MEK)	43	8.444	8.444	0.0	99	526175	118.7	
45 cis-1,2-Dichloroethene	96	8.480	8.480	0.0	75	232128	23.3	
44 2,2-Dichloropropane	77	8.480	8.480	0.0	85	332556	23.6	
48 Chlorobromomethane	128	8.705	8.705	0.0	90	116555	24.3	

Compound	Sig	RT (min.)	Adj RT (min.)	Dlt RT (min.)	Q	Response	On-Col Amt ug/L	Flags
50 Chloroform	83	8.717	8.717	0.0	83	387616	23.5	
49 Tetrahydrofuran	42	8.717	8.717	0.0	88	353205	115.1	
51 1,1,1-Trichloroethane	97	8.895	8.895	0.0	91	330843	24.0	
52 Cyclohexane	56	8.930	8.930	0.0	93	341529	22.8	
54 1,1-Dichloropropene	75	9.001	9.001	0.0	91	271579	23.2	
55 Carbon tetrachloride	117	9.025	9.025	0.0	81	274035	23.5	
57 Benzene	78	9.203	9.203	0.0	98	801288	23.5	
58 1,2-Dichloroethane	62	9.227	9.227	0.0	86	332182	23.5	
62 Trichloroethene	95	9.677	9.677	0.0	93	200570	23.4	
64 Methylcyclohexane	83	9.808	9.808	0.0	95	312564	22.7	
65 1,2-Dichloropropane	63	9.879	9.879	0.0	89	224646	23.9	
67 Dibromomethane	93	10.021	10.021	0.0	91	141358	23.8	
68 Dichlorobromomethane	83	10.081	10.081	0.0	88	283420	23.9	
69 2-Chloroethyl vinyl ether	63	10.199	10.199	0.0	92	737079	123.0	
72 cis-1,3-Dichloropropene	75	10.401	10.401	0.0	87	337317	24.4	
73 4-Methyl-2-pentanone (MIBK)	43	10.436	10.436	0.0	98	1173924	121.4	
74 Toluene	92	10.662	10.662	0.0	96	492066	23.6	
75 Ethyl methacrylate	69	10.733	10.733	0.0	90	254044	24.2	
77 trans-1,3-Dichloropropene	75	10.816	10.816	0.0	94	312571	24.6	
79 1,1,2-Trichloroethane	83	10.994	10.994	0.0	89	149469	23.3	
80 2-Hexanone	43	11.077	11.077	0.0	99	803604	122.1	
81 Tetrachloroethene	166	11.112	11.112	0.0	91	202575	23.1	
82 1,3-Dichloropropane	76	11.136	11.136	0.0	93	328654	24.1	
83 Chlorodibromomethane	129	11.361	11.361	0.0	87	200940	24.2	
84 Ethylene Dibromide	107	11.492	11.492	0.0	97	185568	24.2	
87 Chlorobenzene	112	11.824	11.824	0.0	84	549676	23.6	
88 Ethylbenzene	91	11.824	11.824	0.0	94	968091	23.7	
89 1,1,1,2-Tetrachloroethane	131	11.859	11.859	0.0	72	197643	23.7	
90 m-Xylene & p-Xylene	106	11.907	11.907	0.0	0	706863	47.7	
91 o-Xylene	106	12.251	12.251	0.0	94	351309	24.0	
92 Styrene	104	12.263	12.263	0.0	89	574361	24.0	
94 Isopropylbenzene	105	12.523	12.523	0.0	97	900775	23.6	
95 Bromoform	173	12.547	12.547	0.0	91	124302	24.5	
97 1,1,2,2-Tetrachloroethane	83	12.820	12.820	0.0	88	254069	24.1	
98 trans-1,4-Dichloro-2-butene	53	12.844	12.844	0.0	87	241186	108.6	
99 N-Propylbenzene	91	12.867	12.867	0.0	98	1124740	23.9	
100 1,2,3-Trichloropropane	110	12.903	12.903	0.0	57	73739	23.2	
101 Bromobenzene	156	12.927	12.927	0.0	78	231581	23.6	
102 1,3,5-Trimethylbenzene	105	12.986	12.986	0.0	87	772847	23.6	
103 2-Chlorotoluene	126	13.045	13.045	0.0	94	223283	23.6	
105 4-Chlorotoluene	126	13.128	13.128	0.0	99	231643	23.6	
106 tert-Butylbenzene	134	13.318	13.318	0.0	92	156892	23.4	
107 1,2,4-Trimethylbenzene	105	13.353	13.353	0.0	99	774045	23.8	
109 sec-Butylbenzene	105	13.520	13.520	0.0	96	961029	23.6	
110 4-Isopropyltoluene	119	13.614	13.614	0.0	95	836383	23.6	
111 1,3-Dichlorobenzene	146	13.757	13.757	0.0	96	442844	23.3	
113 1,4-Dichlorobenzene	146	13.840	13.840	0.0	92	446116	23.2	
115 n-Butylbenzene	91	14.029	14.029	0.0	98	778746	23.4	
116 1,2-Dichlorobenzene	146	14.255	14.255	0.0	94	437197	23.8	
117 1,2-Dibromo-3-Chloropropane	75	15.144	15.144	0.0	65	51575	22.8	
119 1,2,4-Trichlorobenzene	180	16.176	16.176	0.0	92	357413	23.7	
120 Hexachlorobutadiene	225	16.271	16.271	0.0	93	156549	24.4	

Report Date: 27-Sep-2013 15:06:30 Chrom Revision: 2.1 16-Sep-2013 13:53:52
Data File: \\Bufchrom\ChromData\HP5973C\20130927-25664.b\C32571.D

Compound	Sig	RT (min.)	Adj RT (min.)	Dlt RT (min.)	Q	Response	On-Col Amt ug/L	Flags
121 Naphthalene	128	16.615	16.615	0.0	98	850100	24.0	
122 1,2,3-Trichlorobenzene	180	16.982	16.982	0.0	93	340945	24.0	
S 123 Total BTEX	1				0		142.5	
S 124 Xylenes, Total	1				0		71.7	
S 125 1,2-Dichloroethene, Total	1				0		46.3	
S 126 1,3-Dichloropropene, Total	1				0		48.9	

Report Date: 27-Sep-2013 15:06:30 Chrom Revision: 2.1 16-Sep-2013 13:53:52

TestAmerica Buffalo

Data File:	\\Bufchrom\ChromData\HP5973C\20130927-25664.b\C32571.D				
Injection Date:	27-Sep-2013 13:40:30	Instrument ID:	HP5973C	Operator ID:	LH
Lims ID:	ICIS 4	Lab Sample ID:		Worklist Smp#:	10
Client ID:					
Purge Vol:	5.000 mL	Dil. Factor:	1.0000	ALS Bottle#:	6
Method:	C-8260	Limit Group:	MV - 8260C ICAL		
Column: ZB-624 (0.25 mm)					

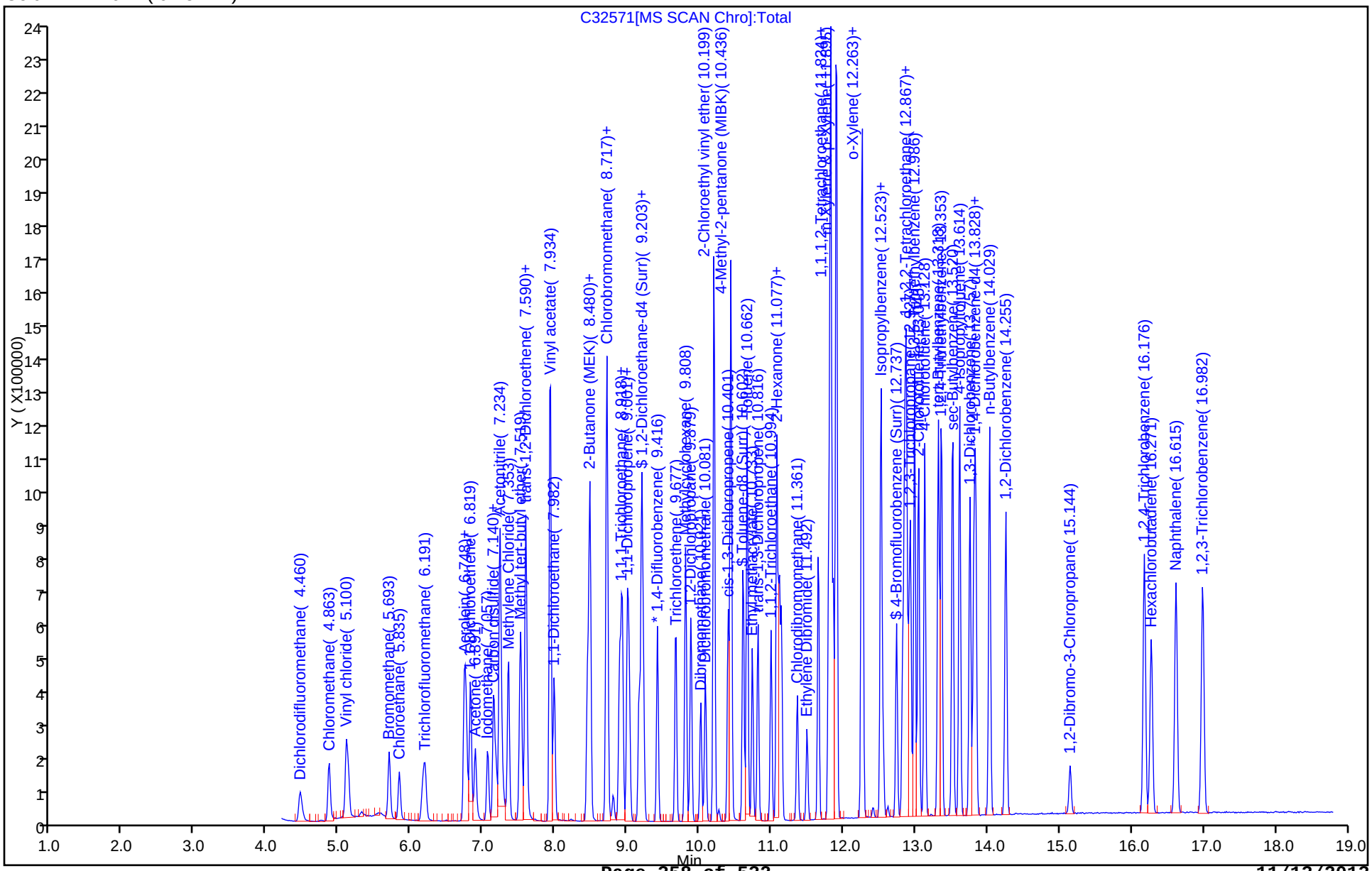

TestAmerica Buffalo
Target Compound Quantitation Report

Data File: \\Bufchrom\ChromData\HP5973C\20130927-25664.b\C32572.D
Lims ID: IC 5 Lab Sample ID:
Client ID:
Sample Type: IC Calib Level: 6
Inject. Date: 27-Sep-2013 14:05:30 ALS Bottle#: 7 Worklist Smp#: 11
Purge Vol: 5.000 mL Dil. Factor: 1.0000
Sample Info: IC 5
Misc. Info.: 480-0025664-011
Operator ID: LH Instrument ID: HP5973C
Sublist: chrom-C-8260*sub1

Method: \\Bufchrom\ChromData\HP5973C\20130927-25664.b\C-8260.m
Limit Group: MV - 8260C ICAL
Last Update: 27-Sep-2013 15:16:52 Calib Date: 27-Sep-2013 14:30:30
Integrator: RTE ID Type: Deconvolution ID
Quant Method: Internal Standard Quant By: Initial Calibration
Last ICal File: \\Bufchrom\ChromData\HP5973C\20130927-25664.b\C32573.D

Column 1 : ZB-624 (0.25 mm) Detector MS SCAN
Process Host: XAWRK027

First Level Reviewer: HillL Date: 27-Sep-2013 15:06:53

Compound	Sig	RT (min.)	Adj RT (min.)	Dlt RT (min.)	Q	Response	On-Col Amt ug/L	Flags
* 1 1,4-Difluorobenzene	114	9.416	9.416	0.0	96	430348	25.0	
* 2 Chlorobenzene-d5	82	11.788	11.788	0.0	89	232461	25.0	
* 3 1,4-Dichlorobenzene-d4	152	13.804	13.816	-0.012	96	203798	25.0	
$ 4 1,2-Dichloroethane-d4 (Surr)	67	9.167	9.167	0.0	0	91368	24.6	
$ 5 Toluene-d8 (Surr)	98	10.602	10.602	0.0	95	521703	24.9	
$ 6 4-Bromofluorobenzene (Surr)	174	12.737	12.737	0.0	85	159939	24.6	
10 Dichlorodifluoromethane	85	4.460	4.460	0.0	86	412237	53.5	
12 Chloromethane	50	4.863	4.863	0.0	88	544430	48.2	
13 Vinyl chloride	62	5.100	5.100	0.0	84	512908	51.8	
14 Bromomethane	94	5.693	5.693	0.0	92	355692	51.8	
15 Chloroethane	64	5.835	5.835	0.0	95	352292	52.5	
17 Trichlorofluoromethane	101	6.191	6.191	0.0	84	684006	52.8	
20 Acrolein	56	6.736	6.736	0.0	99	711754	1123.4	
21 1,1,2-Trichloro-1,2,2-trifluoroe	101	6.760	6.760	0.0	87	423273	52.5	
22 1,1-Dichloroethene	96	6.819	6.819	0.0	86	393905	51.5	
23 Acetone	43	6.891	6.891	0.0	98	750984	254.5	
25 Iodomethane	142	7.057	7.057	0.0	98	601623	52.0	
26 Carbon disulfide	76	7.140	7.140	0.0	100	1381672	51.5	
27 Methyl acetate	43	7.175	7.175	0.0	99	520690	52.5	
29 Acetonitrile	40	7.235	7.234	0.001	100	1443549	2082.6	
30 Methylene Chloride	84	7.353	7.353	0.0	90	477425	50.2	
32 Methyl tert-butyl ether	73	7.519	7.519	0.0	93	1405144	52.4	
34 trans-1,2-Dichloroethene	96	7.590	7.590	0.0	91	449378	50.5	
33 Acrylonitrile	53	7.602	7.602	0.0	98	901858	262.1	
37 Vinyl acetate	43	7.922	7.922	0.0	97	4831746	269.5	
39 1,1-Dichloroethane	63	7.982	7.982	0.0	86	864672	51.4	
43 2-Butanone (MEK)	43	8.444	8.444	0.0	99	1161893	265.2	
45 cis-1,2-Dichloroethene	96	8.480	8.480	0.0	74	498129	50.5	
44 2,2-Dichloropropane	77	8.480	8.480	0.0	88	712896	51.1	
48 Chlorobromomethane	128	8.705	8.705	0.0	86	252939	53.4	

Compound	Sig	RT (min.)	Adj RT (min.)	Dlt RT (min.)	Q	Response	On-Col Amt ug/L	Flags
50 Chloroform	83	8.717	8.717	0.0	83	839866	51.6	
49 Tetrahydrofuran	42	8.717	8.717	0.0	88	750959	247.6	
51 1,1,1-Trichloroethane	97	8.895	8.895	0.0	92	718543	52.8	
52 Cyclohexane	56	8.930	8.930	0.0	93	776171	52.4	
54 1,1-Dichloropropene	75	9.001	9.001	0.0	91	599500	51.7	
55 Carbon tetrachloride	117	9.025	9.025	0.0	71	611923	53.2	
57 Benzene	78	9.203	9.203	0.0	98	1700258	50.6	
58 1,2-Dichloroethane	62	9.227	9.227	0.0	86	718978	51.4	
62 Trichloroethene	95	9.666	9.677	-0.011	94	430692	50.8	
64 Methylcyclohexane	83	9.808	9.808	0.0	95	715840	52.6	
65 1,2-Dichloropropane	63	9.879	9.879	0.0	90	483434	52.1	
67 Dibromomethane	93	10.021	10.021	0.0	90	305821	52.1	
68 Dichlorobromomethane	83	10.081	10.081	0.0	88	625296	53.3	
69 2-Chloroethyl vinyl ether	63	10.199	10.199	0.0	92	1596356	269.5	
72 cis-1,3-Dichloropropene	75	10.401	10.401	0.0	88	733722	53.6	
73 4-Methyl-2-pentanone (MIBK)	43	10.436	10.436	0.0	98	2497411	261.5	
74 Toluene	92	10.662	10.662	0.0	97	1055152	51.2	
75 Ethyl methacrylate	69	10.733	10.733	0.0	90	564328	54.5	
77 trans-1,3-Dichloropropene	75	10.816	10.816	0.0	94	696482	55.4	
79 1,1,2-Trichloroethane	83	10.994	10.994	0.0	89	326413	51.6	
80 2-Hexanone	43	11.077	11.077	0.0	98	1746140	268.7	
81 Tetrachloroethene	166	11.112	11.112	0.0	91	434150	50.2	
82 1,3-Dichloropropane	76	11.136	11.136	0.0	94	688408	51.0	
83 Chlorodibromomethane	129	11.361	11.361	0.0	88	444711	54.2	
84 Ethylene Dibromide	107	11.492	11.492	0.0	97	395491	52.1	
87 Chlorobenzene	112	11.824	11.824	0.0	85	1188146	51.6	
88 Ethylbenzene	91	11.824	11.824	0.0	93	2063075	51.1	
89 1,1,1,2-Tetrachloroethane	131	11.859	11.859	0.0	74	431588	52.4	
90 m-Xylene & p-Xylene	106	11.907	11.907	0.0	0	1494976	102.2	
91 o-Xylene	106	12.251	12.251	0.0	93	751433	51.9	
92 Styrene	104	12.263	12.263	0.001	91	1245345	52.8	
94 Isopropylbenzene	105	12.523	12.523	0.0	97	1948181	52.9	
95 Bromoform	173	12.547	12.547	0.0	93	280520	56.1	
97 1,1,2,2-Tetrachloroethane	83	12.820	12.820	0.0	89	537289	53.0	
98 trans-1,4-Dichloro-2-butene	53	12.844	12.844	0.0	90	589074	252.4	
99 N-Propylbenzene	91	12.867	12.867	0.0	98	2405096	53.1	
100 1,2,3-Trichloropropane	110	12.903	12.903	0.0	58	157396	51.5	
101 Bromobenzene	156	12.927	12.927	0.0	79	497457	52.7	
102 1,3,5-Trimethylbenzene	105	12.986	12.986	0.0	85	1655197	52.5	
103 2-Chlorotoluene	126	13.045	13.045	0.0	95	478757	52.5	
105 4-Chlorotoluene	126	13.128	13.128	0.0	99	486558	51.4	
106 tert-Butylbenzene	134	13.318	13.318	0.0	92	344066	53.4	
107 1,2,4-Trimethylbenzene	105	13.354	13.353	0.001	99	1664949	53.0	
109 sec-Butylbenzene	105	13.520	13.520	0.0	95	2059445	52.5	
110 4-Isopropyltoluene	119	13.614	13.614	0.0	95	1796413	52.7	
111 1,3-Dichlorobenzene	146	13.757	13.757	0.0	96	939203	51.4	
113 1,4-Dichlorobenzene	146	13.840	13.840	0.0	92	941299	50.9	
115 n-Butylbenzene	91	14.029	14.029	0.0	98	1679885	52.5	
116 1,2-Dichlorobenzene	146	14.255	14.255	0.0	94	914833	51.7	
117 1,2-Dibromo-3-Chloropropane	75	15.144	15.144	0.0	74	107766	49.6	
119 1,2,4-Trichlorobenzene	180	16.176	16.176	0.0	90	780529	53.7	
120 Hexachlorobutadiene	225	16.271	16.271	0.0	95	338111	54.8	

Compound	Sig	RT (min.)	Adj RT (min.)	Dlt RT (min.)	Q	Response	On-Col Amt ug/L	Flags
121 Naphthalene	128	16.615	16.615	0.0	98	1875256	55.1	
122 1,2,3-Trichlorobenzene	180	16.982	16.982	0.0	92	739742	54.0	
S 123 Total BTEX	1				0		307.0	
S 124 Xylenes, Total	1				0		154.1	
S 125 1,2-Dichloroethene, Total	1				0		101.0	
S 126 1,3-Dichloropropene, Total	1				0		109.0	

Report Date: 27-Sep-2013 15:16:53 Chrom Revision: 2.1 16-Sep-2013 13:53:52

TestAmerica Buffalo

Data File: \\Bufchrom\ChromData\HP5973C\20130927-25664.b\C32572.D

Injection Date: 27-Sep-2013 14:05:30 Instrument ID: HP5973C Operator ID: LH

Lims ID: IC 5 Lab Sample ID: Worklist Smp#: 11

Client ID:

Purge Vol: 5.000 mL Dil. Factor: 1.0000 ALS Bottle#: 7

Method: C-8260 Limit Group: MV - 8260C ICAL

Column: ZB-624 (0.25 mm)

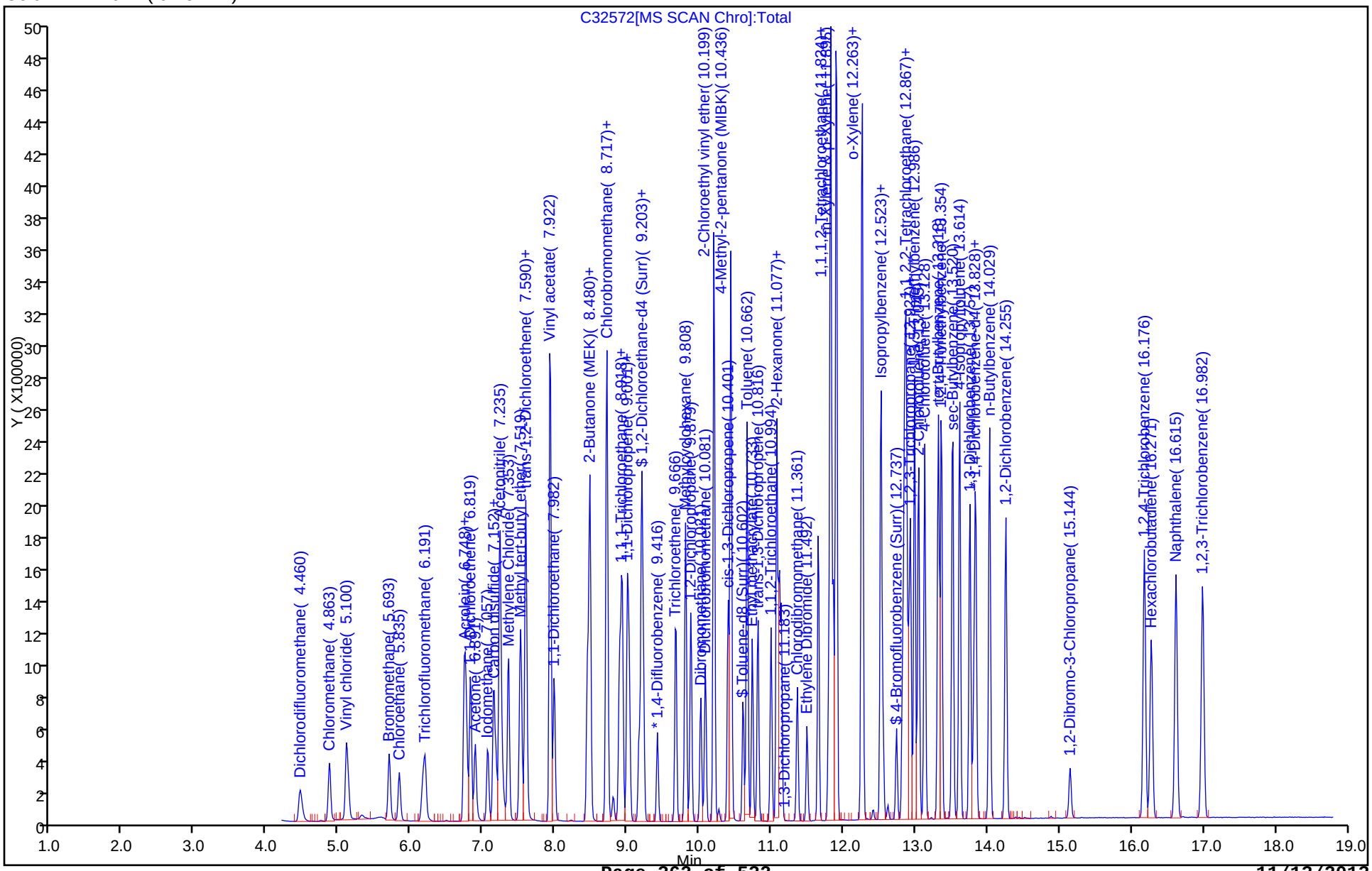

TestAmerica Buffalo
Target Compound Quantitation Report

Data File: \\Bufchrom\ChromData\HP5973C\20130927-25664.b\C32573.D
Lims ID: IC 6 Lab Sample ID:
Client ID:
Sample Type: IC Calib Level: 7
Inject. Date: 27-Sep-2013 14:30:30 ALS Bottle#: 8 Worklist Smp#: 12
Purge Vol: 5.000 mL Dil. Factor: 1.0000
Sample Info: IC 6
Misc. Info.: 480-0025664-012
Operator ID: LH Instrument ID: HP5973C
Sublist: chrom-C-8260*sub1

Method: \\Bufchrom\ChromData\HP5973C\20130927-25664.b\C-8260.m
Limit Group: MV - 8260C ICAL
Last Update: 27-Sep-2013 15:07:17 Calib Date: 27-Sep-2013 14:30:30
Integrator: RTE ID Type: Deconvolution ID
Quant Method: Internal Standard Quant By: Initial Calibration
Last ICal File: \\Bufchrom\ChromData\HP5973C\20130927-25664.b\C32573.D

Column 1 : ZB-624 (0.25 mm) Detector MS SCAN
Process Host: XAWRK027

First Level Reviewer: HillL Date: 27-Sep-2013 15:07:17

Compound	Sig	RT (min.)	Adj RT (min.)	Dlt RT (min.)	Q	Response	On-Col Amt ug/L	Flags
* 1 1,4-Difluorobenzene	114	9.416	9.416	0.0	96	414241	25.0	
* 2 Chlorobenzene-d5	82	11.788	11.788	0.0	90	221424	25.0	
* 3 1,4-Dichlorobenzene-d4	152	13.804	13.816	-0.012	92	196567	25.0	
$ 4 1,2-Dichloroethane-d4 (Surr)	67	9.167	9.167	0.0	0	86697	24.2	
$ 5 Toluene-d8 (Surr)	98	10.602	10.602	0.0	95	499398	25.0	
$ 6 4-Bromofluorobenzene (Surr)	174	12.737	12.737	0.0	85	156465	25.2	
10 Dichlorodifluoromethane	85	4.471	4.460	0.011	88	846084	114.1	
12 Chloromethane	50	4.875	4.863	0.012	89	1089824	100.3	
13 Vinyl chloride	62	5.112	5.100	0.012	84	1039042	109.0	
14 Bromomethane	94	5.705	5.693	0.012	92	715652	108.2	
15 Chloroethane	64	5.847	5.835	0.012	95	695799	107.7	
17 Trichlorofluoromethane	101	6.191	6.191	0.0	86	1398497	112.2	
20 Acrolein	56	6.736	6.736	0.0	99	1414537	2319.4	
21 1,1,2-Trichloro-1,2,2-trifluoroe	101	6.760	6.760	0.0	88	866129	111.6	
22 1,1-Dichloroethene	96	6.831	6.819	0.012	86	782167	106.1	
23 Acetone	43	6.891	6.891	0.0	98	1478018	520.4	
25 Iodomethane	142	7.068	7.057	0.011	98	1202248	108.0	
26 Carbon disulfide	76	7.152	7.140	0.012	100	2748078	106.4	
27 Methyl acetate	43	7.175	7.175	0.0	99	1008904	105.7	
29 Acetonitrile	40	7.235	7.234	0.001	100	2739403	4105.8	
30 Methylene Chloride	84	7.353	7.353	0.0	90	907895	99.2	
32 Methyl tert-butyl ether	73	7.519	7.519	0.0	93	2762034	107.0	
34 trans-1,2-Dichloroethene	96	7.590	7.590	0.0	93	860530	100.5	
33 Acrylonitrile	53	7.602	7.602	0.0	97	1734096	523.5	
37 Vinyl acetate	43	7.934	7.922	0.012	98	9210309	533.6	
39 1,1-Dichloroethane	63	7.982	7.982	0.0	86	1651084	102.0	
43 2-Butanone (MEK)	43	8.444	8.444	0.0	99	2241797	531.5	
45 cis-1,2-Dichloroethene	96	8.480	8.480	0.0	74	959269	101.0	
44 2,2-Dichloropropane	77	8.480	8.480	0.0	86	1377947	102.6	
48 Chlorobromomethane	128	8.717	8.705	0.012	85	479885	105.3	

Compound	Sig	RT (min.)	Adj RT (min.)	Dlt RT (min.)	Q	Response	On-Col Amt ug/L	Flags
50 Chloroform	83	8.717	8.717	0.0	83	1586929	101.2	
49 Tetrahydrofuran	42	8.717	8.717	0.0	89	1446997	495.6	
51 1,1,1-Trichloroethane	97	8.895	8.895	0.0	92	1381643	105.5	
52 Cyclohexane	56	8.930	8.930	0.0	94	1539613	108.1	
54 1,1-Dichloropropene	75	9.001	9.001	0.0	91	1161793	104.1	
55 Carbon tetrachloride	117	9.025	9.025	0.0	71	1186061	107.1	
57 Benzene	78	9.203	9.203	0.0	98	3255117	100.5	
58 1,2-Dichloroethane	62	9.227	9.227	0.0	91	1344143	99.8	
62 Trichloroethene	95	9.677	9.677	0.0	94	847303	103.8	
64 Methylcyclohexane	83	9.808	9.808	0.0	95	1451265	110.8	
65 1,2-Dichloropropane	63	9.879	9.879	0.0	90	922201	103.2	
67 Dibromomethane	93	10.021	10.021	0.0	90	583355	103.3	
68 Dichlorobromomethane	83	10.081	10.081	0.0	92	1235930	109.4	
69 2-Chloroethyl vinyl ether	63	10.199	10.199	0.0	92	3040802	533.4	
72 cis-1,3-Dichloropropene	75	10.401	10.401	0.0	89	1420007	107.8	
73 4-Methyl-2-pentanone (MIBK)	43	10.436	10.436	0.0	98	4775187	524.8	
74 Toluene	92	10.662	10.662	0.0	98	2015765	102.6	
75 Ethyl methacrylate	69	10.733	10.733	0.0	90	1121087	113.6	
77 trans-1,3-Dichloropropene	75	10.816	10.816	0.0	94	1316496	110.0	
79 1,1,2-Trichloroethane	83	10.994	10.994	0.0	89	618765	102.6	
80 2-Hexanone	43	11.077	11.077	0.0	98	3287655	531.1	
81 Tetrachloroethene	166	11.112	11.112	0.0	90	829613	100.7	
82 1,3-Dichloropropane	76	11.136	11.136	0.0	93	1295138	100.8	
83 Chlorodibromomethane	129	11.361	11.361	0.0	88	884520	113.2	
84 Ethylene Dibromide	107	11.492	11.492	0.0	98	756988	104.7	
87 Chlorobenzene	112	11.824	11.824	0.0	85	2252289	102.8	
88 Ethylbenzene	91	11.824	11.824	0.0	93	3909634	101.7	
89 1,1,1,2-Tetrachloroethane	131	11.859	11.859	0.0	75	848746	108.1	
90 m-Xylene & p-Xylene	106	11.907	11.907	0.0	0	2847392	204.4	
91 o-Xylene	106	12.251	12.251	0.0	93	1435908	104.1	
92 Styrene	104	12.263	12.263	0.001	92	2386767	106.2	
94 Isopropylbenzene	105	12.523	12.523	0.0	97	3782854	106.5	
95 Bromoform	173	12.547	12.547	0.0	94	567156	119.1	
97 1,1,2,2-Tetrachloroethane	83	12.820	12.820	0.0	89	1022691	104.5	
98 trans-1,4-Dichloro-2-butene	53	12.844	12.844	0.0	91	1168250	503.0	
99 N-Propylbenzene	91	12.867	12.867	0.0	98	4576593	104.7	
100 1,2,3-Trichloropropane	110	12.903	12.903	0.0	83	294268	99.8	
101 Bromobenzene	156	12.927	12.927	0.0	91	932787	102.5	
102 1,3,5-Trimethylbenzene	105	12.986	12.986	0.0	85	3218569	105.9	
103 2-Chlorotoluene	126	13.045	13.045	0.0	95	916620	104.2	
105 4-Chlorotoluene	126	13.128	13.128	0.0	99	933972	102.4	
106 tert-Butylbenzene	134	13.318	13.318	0.0	92	675527	108.6	
107 1,2,4-Trimethylbenzene	105	13.354	13.353	0.001	99	3170713	104.7	
109 sec-Butylbenzene	105	13.520	13.520	0.0	95	4055142	107.1	
110 4-Isopropyltoluene	119	13.614	13.614	0.0	95	3495818	106.4	
111 1,3-Dichlorobenzene	146	13.757	13.757	0.0	96	1797491	101.9	
113 1,4-Dichlorobenzene	146	13.840	13.840	0.0	92	1804481	101.2	
115 n-Butylbenzene	91	14.029	14.029	0.0	98	3295907	106.8	
116 1,2-Dichlorobenzene	146	14.255	14.255	0.0	94	1762647	103.4	
117 1,2-Dibromo-3-Chloropropane	75	15.144	15.144	0.0	76	217219	103.9	
119 1,2,4-Trichlorobenzene	180	16.176	16.176	0.0	92	1544001	110.2	
120 Hexachlorobutadiene	225	16.271	16.271	0.0	95	701196	117.8	

Compound	Sig	RT (min.)	Adj RT (min.)	Dlt RT (min.)	Q	Response	On-Col Amt ug/L	Flags
121 Naphthalene	128	16.615	16.615	0.0	98	3628466	110.4	
122 1,2,3-Trichlorobenzene	180	16.982	16.982	0.0	91	1446678	109.4	
S 123 Total BTEX	1				0		613.4	
S 124 Xylenes, Total	1				0		308.5	
S 125 1,2-Dichloroethene, Total	1				0		201.5	
S 126 1,3-Dichloropropene, Total	1				0		217.8	

Report Date: 27-Sep-2013 15:07:18 Chrom Revision: 2.1 16-Sep-2013 13:53:52

TestAmerica Buffalo

Data File: \\Bufchrom\ChromData\HP5973C\20130927-25664.b\C32573.D

Injection Date:	27-Sep-2013 14:30:30	Instrument ID:	HP5973C	Operator ID:	LH
Lims ID:	IC 6	Lab Sample ID:		Worklist Smp#:	12
Client ID:					
Purge Vol:	5.000 mL	Dil. Factor:	1.0000	ALS Bottle#:	8
Method:	C-8260	Limit Group:	MV - 8260C ICAL		

Column: ZB-624 (0.25 mm)

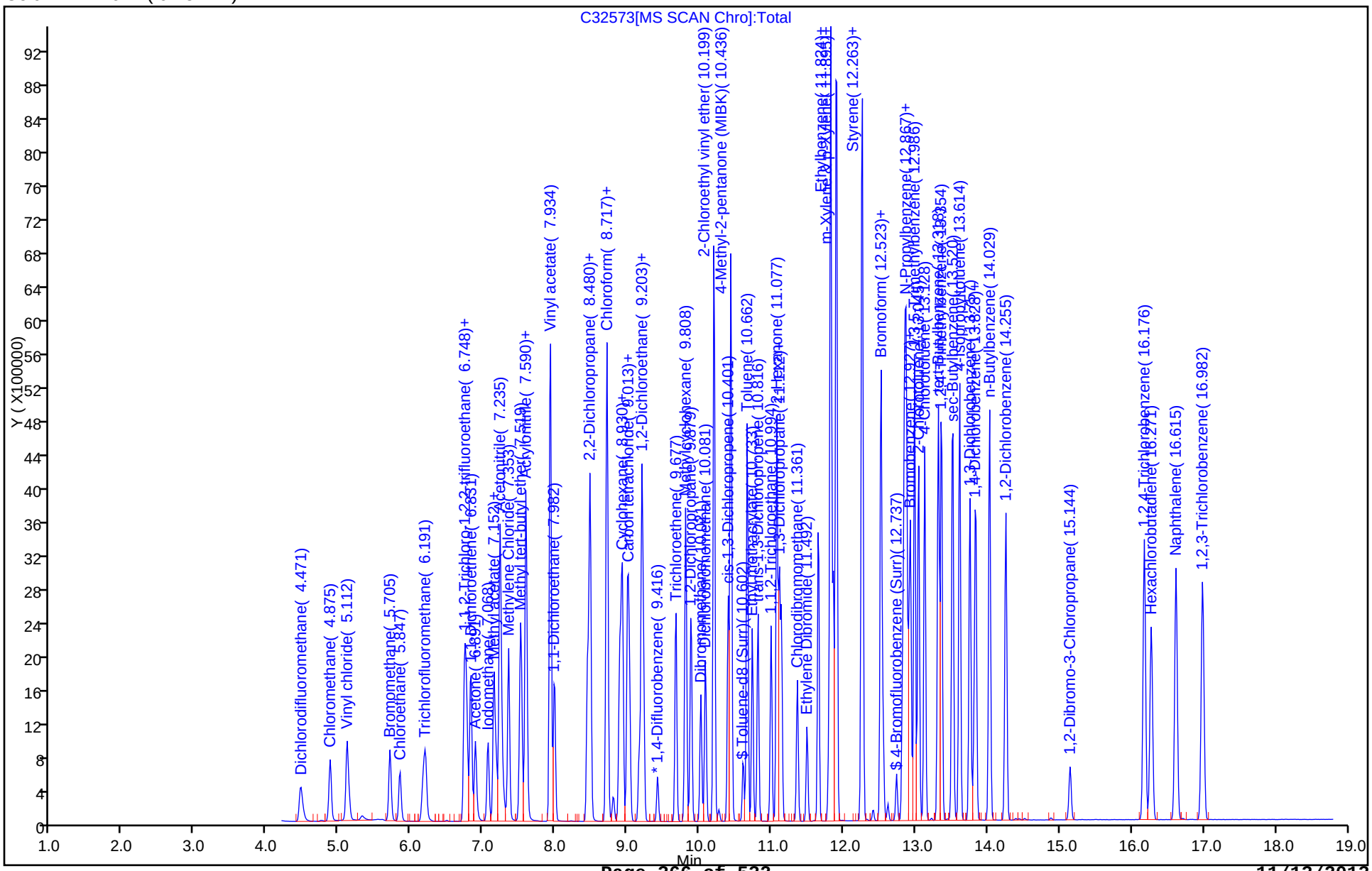

FORM VI
GC/MS VOA INITIAL CALIBRATION DATA
INTERNAL STANDARD CURVE EVALUATION

Lab Name: TestAmerica Buffalo Job No.: 480-47308-1 Analy Batch No.: 143652

SDG No.:

Instrument ID: HP5973P GC Column: ZB-624 (60) ID: 0.25(mm) Heated Purge: (Y/N) N

Calibration Start Date: 09/30/2013 14:14 Calibration End Date: 09/30/2013 21:42 Calibration ID: 15770

Calibration Files:

LEVEL:	LAB SAMPLE ID:	LAB FILE ID:
Level 1	IC 480-143652/21	P2166.D
Level 2	IC 480-143652/5	P2150.D
Level 3	IC 480-143652/6	P2151.D
Level 4	ICIS 480-143652/7	P2152.D
Level 5	IC 480-143652/8	P2153.D
Level 6	IC 480-143652/9	P2154.D

ANALYTE	RRF					CURVE TYPE	COEFFICIENT			#	MIN RRF	%RSD	#	MAX %RSD	R^2 OR COD	#	MIN R^2 OR COD
	LVL 1 LVL 6	LVL 2	LVL 3	LVL 4	LVL 5		B	M1	M2								
Dichlorodifluoromethane	0.4255 0.3980	0.4582	0.4435	0.4387	0.4024	Ave		0.4277			0.1000	5.6		15.0			
Chloromethane	0.3767 0.3353	0.3884	0.3785	0.3766	0.3457	Ave		0.3669			0.1000	5.8		15.0			
Vinyl chloride	0.4175 0.3823	0.4372	0.4255	0.4254	0.3927	Ave		0.4134			0.1000	5.2		30.0			
Bromomethane	0.3448 0.3083	0.3965	0.3683	0.3535	0.3240	Ave		0.3492			0.1000	9.0		15.0			
Chloroethane	0.2067 0.2023	0.2529	0.2332	0.2303	0.2084	Ave		0.2223			0.1000	8.9		15.0			
Trichlorofluoromethane	0.8440 0.7333	0.8990	0.8471	0.8204	0.7387	Ave		0.8137			0.1000	8.0		15.0			
Acrolein	0.0336 0.0351	0.0344	0.0349	0.0360	0.0343	Ave		0.0347				2.3		15.0			
1,1,2-Trichloro-1,2,2-trifluoroethane	0.5708 0.4862	0.5384	0.5426	0.5369	0.4912	Ave		0.5277			0.1000	6.2		15.0			
1,1-Dichloroethene	0.4192 0.4122	0.4126	0.4324	0.4249	0.4037	Ave		0.4175			0.1000	2.5		30.0			
Acetone	0.1966 0.1778	0.1919	0.1900	0.1886	0.1792	Ave		0.1874			0.1000	3.9		15.0			
Iodomethane	0.7744 0.7597	0.7164	0.7573	0.7677	0.7360	Ave		0.7519				2.9		15.0			
Carbon disulfide	1.4643 1.4121	1.4310	1.4507	1.4780	1.3765	Ave		1.4354			0.1000	2.6		15.0			
Methyl acetate	0.5252 0.5231	0.5260	0.5621	0.5362	0.5496	Ave		0.5370			0.1000	2.9		15.0			
Acetonitrile	0.0432 0.0334	0.0407	0.0363	0.0374	0.0357	Ave		0.0378				9.4		15.0			
Methylene Chloride	0.5469 0.4695	0.4954	0.4916	0.4840	0.4629	Ave		0.4917			0.1000	6.1		15.0			

Note: The m1 coefficient is the same as Ave RRF for an Ave curve type.

FORM VI
GC/MS VOA INITIAL CALIBRATION DATA
INTERNAL STANDARD CURVE EVALUATION

Lab Name: TestAmerica Buffalo Job No.: 480-47308-1 Analy Batch No.: 143652

SDG No.:

Instrument ID: HP5973P GC Column: ZB-624 (60) ID: 0.25(mm) Heated Purge: (Y/N) N

Calibration Start Date: 09/30/2013 14:14 Calibration End Date: 09/30/2013 21:42 Calibration ID: 15770

ANALYTE	RRF					CURVE TYPE	COEFFICIENT			#	MIN RRF	%RSD	#	MAX %RSD	R^2 OR COD	#	MIN R^2 OR COD
	LVL 1 LVL 6	LVL 2	LVL 3	LVL 4	LVL 5		B	M1	M2								
Methyl tert-butyl ether	1.5421 1.5917	1.4169	1.5437	1.6146	1.5647	Ave		1.5456			0.1000	4.5		15.0			
trans-1,2-Dichloroethene	0.4619 0.4475	0.4649	0.4588	0.4588	0.4405	Ave		0.4554			0.1000	2.1		15.0			
Acrylonitrile	0.1798 0.1835	0.1894	0.1899	0.1926	0.1845	Ave		0.1866				2.6		15.0			
Vinyl acetate	0.8239 0.7812	0.8529	0.8830	0.8917	0.8298	Ave		0.8438				4.9		15.0			
1,1-Dichloroethane	0.8320 0.7413	0.8351	0.8323	0.8099	0.7546	Ave		0.8009			0.2000	5.3		15.0			
2-Butanone (MEK)	0.2453 0.2503	0.2635	0.2622	0.2706	0.2584	Ave		0.2584			0.1000	3.6		15.0			
2,2-Dichloropropane	0.7209 0.6875	0.7399	0.7409	0.7497	0.7039	Ave		0.7238				3.4		15.0			
cis-1,2-Dichloroethene	0.4987 0.4982	0.4847	0.5000	0.5094	0.4930	Ave		0.4973			0.1000	1.6		15.0			
Chlorobromomethane	0.2938 0.2927	0.2820	0.2943	0.2945	0.2858	Ave		0.2905				1.8		15.0			
Tetrahydrofuran	0.1725 0.1645	0.1610	0.1696	0.1737	0.1665	Ave		0.1680				2.9		15.0			
Chloroform	0.9873 0.8518	0.9432	0.9171	0.9073	0.8572	Ave		0.9107			0.2000	5.7		30.0			
1,1,1-Trichloroethane	0.8019 0.7847	0.8346	0.8289	0.8296	0.7752	Ave		0.8092			0.1000	3.2		15.0			
Cyclohexane	0.5772 0.6430	0.5566	0.6073	0.6525	0.6258	Ave		0.6104			0.1000	6.2		15.0			
1,1-Dichloropropene	0.5692 0.6249	0.5889	0.6218	0.6384	0.6130	Ave		0.6094				4.2		15.0			
Carbon tetrachloride	0.6737 0.7308	0.7592	0.7410	0.7568	0.7195	Ave		0.7302			0.1000	4.3		15.0			
Benzene	1.8893 1.6938	1.7337	1.7322	1.7553	1.6892	Ave		1.7489			0.5000	4.2		15.0			
1,2-Dichloroethane	0.7661 0.6811	0.8054	0.7733	0.7553	0.7052	Ave		0.7477			0.1000	6.2		15.0			
Trichloroethene	0.4530 0.4558	0.4349	0.4477	0.4602	0.4469	Ave		0.4497			0.2000	2.0		15.0			
Methylcyclohexane	0.6519 0.7464	0.6002	0.6848	0.7445	0.7167	Ave		0.6908			0.1000	8.3		15.0			
1,2-Dichloropropane	0.3996 0.4157	0.4048	0.4119	0.4190	0.4123	Ave		0.4106			0.1000	1.7		30.0			

Note: The m1 coefficient is the same as Ave RRF for an Ave curve type.

FORM VI
GC/MS VOA INITIAL CALIBRATION DATA
INTERNAL STANDARD CURVE EVALUATION

Lab Name: TestAmerica Buffalo Job No.: 480-47308-1 Analy Batch No.: 143652

SDG No.:

Instrument ID: HP5973P GC Column: ZB-624 (60) ID: 0.25(mm) Heated Purge: (Y/N) N

Calibration Start Date: 09/30/2013 14:14 Calibration End Date: 09/30/2013 21:42 Calibration ID: 15770

ANALYTE	RRF					CURVE TYPE	COEFFICIENT			#	MIN RRF	%RSD	#	MAX %RSD	R^2 OR COD	#	MIN R^2 OR COD
	LVL 1 LVL 6	LVL 2	LVL 3	LVL 4	LVL 5		B	M1	M2								
Dibromomethane	0.3339 0.3403	0.3394	0.3354	0.3464	0.3382	Ave		0.3389			0.1000	1.3		15.0			
Bromodichloromethane	0.5817 0.6728	0.6608	0.6552	0.6759	0.6599	Ave		0.6511			0.2000	5.4		15.0			
2-Chloroethyl vinyl ether	0.2370 0.3093	0.2772	0.3000	0.3218	0.3133	Ave		0.2931				11.0		15.0			
cis-1,3-Dichloropropene	0.6145 0.7922	0.6901	0.7243	0.7802	0.7814	Ave		0.7304			0.2000	9.5		15.0			
4-Methyl-2-pentanone (MIBK)	0.9080 0.9245	0.9441	0.9709	0.9910	0.9648	Ave		0.9506			0.1000	3.3		15.0			
Toluene	2.2235 2.1271	1.9669	2.0129	2.1110	2.0901	Ave		2.0886			0.4000	4.3		30.0			
trans-1,3-Dichloropropene	1.1383 1.4790	1.2263	1.3254	1.4374	1.4619	Ave		1.3447			0.1000	10.0		15.0			
Ethyl methacrylate	0.8102 1.3126	0.9256	1.0647	1.2250	1.2679	Lin1	-0.826	1.2896							0.9980		0.9900
1,1,2-Trichloroethane	0.6565 0.7090	0.6516	0.6613	0.6898	0.6900	Ave		0.6763			0.1000	3.4		15.0			
Tetrachloroethene	1.0613 1.0211	0.9089	0.9538	0.9915	0.9905	Ave		0.9879			0.2000	5.3		15.0			
1,3-Dichloropropane	1.4567 1.4309	1.3592	1.3940	1.4337	1.4290	Ave		1.4172				2.5		15.0			
2-Hexanone	0.6079 0.7084	0.6859	0.7201	0.7473	0.7350	Ave		0.7008			0.1000	7.2		15.0			
Dibromochloromethane	0.8915 1.2021	0.9781	1.0018	1.1020	1.1408	Ave		1.0527			0.1000	11.0		15.0			
1,2-Dibromoethane	0.9536 1.0635	0.9019	0.9360	1.0006	1.0227	Ave		0.9797				6.1		15.0			
Chlorobenzene	2.7730 2.5522	2.4549	2.4565	2.5475	2.5203	Ave		2.5507			0.5000	4.6		15.0			
Ethylbenzene	3.8541 4.0536	3.6954	3.9059	4.1392	4.0816	Ave		3.9550			0.1000	4.2		30.0			
1,1,1,2-Tetrachloroethane	0.8474 1.0088	0.8940	0.9235	0.9816	0.9808	Ave		0.9394				6.6		15.0			
m-Xylene & p-Xylene	1.4577 1.6491	1.4761	1.5684	1.6603	1.6449	Ave		1.5761			0.1000	5.8		15.0			
o-Xylene	1.2762 1.6769	1.3195	1.4893	1.6343	1.6351	Ave		1.5052			0.3000	12.0		15.0			
Styrene	1.9320 2.8388	2.3158	2.5565	2.7496	2.7664	Ave		2.5265			0.3000	14.0		15.0			

Note: The m1 coefficient is the same as Ave RRF for an Ave curve type.

FORM VI
GC/MS VOA INITIAL CALIBRATION DATA
INTERNAL STANDARD CURVE EVALUATION

Lab Name: TestAmerica Buffalo Job No.: 480-47308-1 Analy Batch No.: 143652

SDG No.:

Instrument ID: HP5973P GC Column: ZB-624 (60) ID: 0.25(mm) Heated Purge: (Y/N) N

Calibration Start Date: 09/30/2013 14:14 Calibration End Date: 09/30/2013 21:42 Calibration ID: 15770

ANALYTE	RRF					CURVE TYPE	COEFFICIENT			#	MIN RRF	%RSD	#	MAX %RSD	R^2 OR COD	#	MIN R^2 OR COD
	LVL 1 LVL 6	LVL 2	LVL 3	LVL 4	LVL 5		B	M1	M2								
Bromoform	0.4950 0.9038	0.6174	0.6455	0.7583	0.8220	Lin1	-0.676	0.8614			0.1000				0.9940		0.9900
Isopropylbenzene	2.8864 3.4562	3.0604	3.4020	3.7015	3.5483	Ave		3.3425			0.1000	9.2		15.0			
1,1,2,2-Tetrachloroethane	1.1480 1.1004	1.1214	1.1106	1.1388	1.1123	Ave		1.1219			0.3000	1.6		15.0			
Bromobenzene	0.9952 1.0465	0.9653	1.0136	1.0736	1.0427	Ave		1.0228				3.8		15.0			
trans-1,4-Dichloro-2-butene	0.1944 0.2264	0.2374	0.2377	0.2503	0.2389	Ave		0.2309				8.4		15.0			
1,2,3-Trichloropropane	0.3754 0.3432	0.3799	0.3713	0.3794	0.3600	Ave		0.3682				3.9		15.0			
N-Propylbenzene	4.0875 3.9218	4.2435	4.3161	4.4497	4.2099	Ave		4.2048				4.4		15.0			
2-Chlorotoluene	0.8284 0.9383	0.8543	0.9023	0.9562	0.9405	Ave		0.9033				5.7		15.0			
1,3,5-Trimethylbenzene	2.7557 3.0591	2.9754	3.1183	3.2552	3.1236	Ave		3.0479				5.6		15.0			
4-Chlorotoluene	0.9362 0.9867	0.9213	0.9559	1.0073	0.9809	Ave		0.9647				3.4		15.0			
tert-Butylbenzene	0.4261 0.6309	0.4941	0.5819	0.6302	0.6235	Ave		0.5645				15.0		15.0			
1,2,4-Trimethylbenzene	2.5737 3.0066	2.9257	3.0849	3.2323	3.0873	Ave		2.9851				7.6		15.0			
sec-Butylbenzene	3.2620 3.7505	3.4918	3.7424	4.0362	3.8519	Ave		3.6891				7.4		15.0			
4-Isopropyltoluene	2.5980 3.3481	3.0188	3.3181	3.5696	3.4269	Ave		3.2132				11.0		15.0			
1,3-Dichlorobenzene	2.1424 1.9892	2.0295	1.9974	2.0718	1.9870	Ave		2.0362			0.6000	3.0		15.0			
1,4-Dichlorobenzene	2.3056 2.0285	2.0427	2.0263	2.1026	2.0409	Ave		2.0911			0.5000	5.2		15.0			
n-Butylbenzene	2.2042 2.8369	2.5283	2.8171	3.0158	2.8906	Ave		2.7155				11.0		15.0			
1,2-Dichlorobenzene	2.0608 1.9695	1.9449	1.9480	2.0327	1.9816	Ave		1.9896			0.4000	2.4		15.0			
1,2-Dibromo-3-Chloropropane	0.1666 0.2649	0.2280	0.2304	0.2602	0.2612	Lin1	-0.126	0.2640			0.0500				0.9990		0.9900
1,2,4-Trichlorobenzene	1.1260 1.4161	1.1117	1.2367	1.4144	1.4200	Ave		1.2875			0.2000	12.0		15.0			

Note: The m1 coefficient is the same as Ave RRF for an Ave curve type.

FORM VI
GC/MS VOA INITIAL CALIBRATION DATA
INTERNAL STANDARD CURVE EVALUATION

Lab Name: TestAmerica Buffalo Job No.: 480-47308-1 Analy Batch No.: 143652

SDG No.:

Instrument ID: HP5973P GC Column: ZB-624 (60) ID: 0.25(mm) Heated Purge: (Y/N) N

Calibration Start Date: 09/30/2013 14:14 Calibration End Date: 09/30/2013 21:42 Calibration ID: 15770

ANALYTE	RRF					CURVE TYPE	COEFFICIENT			#	MIN RRF	%RSD	#	MAX %RSD	R^2 OR COD	#	MIN R^2 OR COD
	LVL 1 LVL 6	LVL 2	LVL 3	LVL 4	LVL 5		B	M1	M2								
Hexachlorobutadiene	0.3826 0.3843	0.3513	0.3648	0.3824	0.3683	Ave		0.3723				3.5		15.0			
Naphthalene	1.5520 2.6223	2.0370	2.3388	2.6963	2.6791	Lin1	-1.473	2.6573							0.9990		0.9900
1,2,3-Trichlorobenzene	0.6995 0.8884	0.7319	0.7811	0.8757	0.8662	Ave		0.8071				10.0		15.0			
1,2-Dichloroethane-d4 (Surr)	0.2248 0.2165	0.2516	0.2336	0.2254	0.2167	Ave		0.2281				5.8		15.0			
Toluene-d8 (Surr)	2.3564 2.3938	2.3275	2.2874	2.2988	2.3568	Ave		2.3368				1.7		15.0			
4-Bromofluorobenzene (Surr)	0.8216 0.9097	0.8143	0.8197	0.8384	0.8675	Ave		0.8452				4.4		15.0			

Note: The m1 coefficient is the same as Ave RRF for an Ave curve type.

FORM VI
GC/MS VOA INITIAL CALIBRATION DATA
INTERNAL STANDARD RESPONSE AND CONCENTRATION

Lab Name: TestAmerica Buffalo Job No.: 480-47308-1 Analy Batch No.: 143652

SDG No.:

Instrument ID: HP5973P GC Column: ZB-624 (60) ID: 0.25(mm) Heated Purge: (Y/N) N

Calibration Start Date: 09/30/2013 14:14 Calibration End Date: 09/30/2013 21:42 Calibration ID: 15770

Calibration Files:

LEVEL:	LAB SAMPLE ID:	LAB FILE ID:
Level 1	IC 480-143652/21	P2166.D
Level 2	IC 480-143652/5	P2150.D
Level 3	IC 480-143652/6	P2151.D
Level 4	ICIS 480-143652/7	P2152.D
Level 5	IC 480-143652/8	P2153.D
Level 6	IC 480-143652/9	P2154.D

ANALYTE	IS REF	CURVE TYPE	RESPONSE					CONCENTRATION (UG/L)				
			LVL 1 LVL 6	LVL 2	LVL 3	LVL 4	LVL 5	LVL 1 LVL 6	LVL 2	LVL 3	LVL 4	LVL 5
Dichlorodifluoromethane	DFB	Ave	3540 377147	16196	33680	89241	179545	1.00 100	5.00	10.0	25.0	50.0
Chloromethane	DFB	Ave	3134 317704	13729	28739	76597	154275	1.00 100	5.00	10.0	25.0	50.0
Vinyl chloride	DFB	Ave	3474 362259	15452	32311	86524	175232	1.00 100	5.00	10.0	25.0	50.0
Bromomethane	DFB	Ave	2869 292138	14014	27971	71904	144583	1.00 100	5.00	10.0	25.0	50.0
Chloroethane	DFB	Ave	1720 191726	8939	17706	46845	92986	1.00 100	5.00	10.0	25.0	50.0
Trichlorofluoromethane	DFB	Ave	7022 694838	31775	64324	166867	329629	1.00 100	5.00	10.0	25.0	50.0
Acrolein	DFB	Ave	5589 664427	24311	52989	146382	305907	20.0 2000	100	200	500	1000
1,1,2-Trichloro-1,2,2-trifluoroetha ne	DFB	Ave	4749 460717	19031	41200	109220	219170	1.00 100	5.00	10.0	25.0	50.0
1,1-Dichloroethene	DFB	Ave	3488 390536	14584	32838	86436	180146	1.00 100	5.00	10.0	25.0	50.0
Acetone	DFB	Ave	8178 842490	33913	72156	191771	399850	5.00 500	25.0	50.0	125	250
Iodomethane	DFB	Ave	6443 719835	25320	57507	156165	328434	1.00 100	5.00	10.0	25.0	50.0
Carbon disulfide	DFB	Ave	12183 1338021	50580	110158	300647	614223	1.00 100	5.00	10.0	25.0	50.0
Methyl acetate	DFB	Ave	4370 495712	18590	42682	109075	245239	1.00 100	5.00	10.0	25.0	50.0
Acetonitrile	DFB	Ave	14375 1266580	57478	110268	304089	637215	40.0 4000	200	400	1000	2000
Methylene Chloride	DFB	Ave	4550 444919	17511	37329	98455	206542	1.00 100	5.00	10.0	25.0	50.0
Methyl tert-butyl ether	DFB	Ave	12830 1508181	50079	117226	328427	698183	1.00 100	5.00	10.0	25.0	50.0

FORM VI
GC/MS VOA INITIAL CALIBRATION DATA
INTERNAL STANDARD RESPONSE AND CONCENTRATION

Lab Name: TestAmerica Buffalo Job No.: 480-47308-1 Analy Batch No.: 143652

SDG No.:

Instrument ID: HP5973P GC Column: ZB-624 (60) ID: 0.25(mm) Heated Purge: (Y/N) N

Calibration Start Date: 09/30/2013 14:14 Calibration End Date: 09/30/2013 21:42 Calibration ID: 15770

ANALYTE	IS REF	CURVE TYPE	RESPONSE					CONCENTRATION (UG/L)				
			LVL 1 LVL 6	LVL 2	LVL 3	LVL 4	LVL 5	LVL 1 LVL 6	LVL 2	LVL 3	LVL 4	LVL 5
trans-1,2-Dichloroethene	DFB	Ave	3843 424025	16431	34840	93329	196537	1.00 100	5.00	10.0	25.0	50.0
Acrylonitrile	DFB	Ave	7481 869374	33471	72113	195855	411630	5.00 500	25.0	50.0	125	250
Vinyl acetate	DFB	Ave	34275 3701091	150731	335257	906944	1851400	5.00 500	25.0	50.0	125	250
1,1-Dichloroethane	DFB	Ave	6922 702413	29518	63202	164738	336699	1.00 100	5.00	10.0	25.0	50.0
2-Butanone (MEK)	DFB	Ave	10203 1185757	46567	99553	275223	576446	5.00 500	25.0	50.0	125	250
2,2-Dichloropropane	DFB	Ave	5998 651433	26151	56265	152498	314078	1.00 100	5.00	10.0	25.0	50.0
cis-1,2-Dichloroethene	DFB	Ave	4149 472056	17131	37971	103625	219976	1.00 100	5.00	10.0	25.0	50.0
Chlorobromomethane	DFB	Ave	2444 277305	9968	22351	59910	127513	1.00 100	5.00	10.0	25.0	50.0
Tetrahydrofuran	DFB	Ave	7175 779488	28447	64404	176701	371416	5.00 500	25.0	50.0	125	250
Chloroform	DFB	Ave	8214 807131	33339	69644	184550	382510	1.00 100	5.00	10.0	25.0	50.0
1,1,1-Trichloroethane	DFB	Ave	6672 743546	29498	62946	168758	345918	1.00 100	5.00	10.0	25.0	50.0
Cyclohexane	DFB	Ave	4802 609273	19672	46116	132722	279254	1.00 100	5.00	10.0	25.0	50.0
1,1-Dichloropropene	DFB	Ave	4736 592106	20815	47217	129864	273550	1.00 100	5.00	10.0	25.0	50.0
Carbon tetrachloride	DFB	Ave	5605 692497	26834	56272	153945	321047	1.00 100	5.00	10.0	25.0	50.0
Benzene	DFB	Ave	15719 1604986	61278	131541	357040	753723	1.00 100	5.00	10.0	25.0	50.0
1,2-Dichloroethane	DFB	Ave	6374 645411	28468	58719	153642	314667	1.00 100	5.00	10.0	25.0	50.0
Trichloroethene	DFB	Ave	3769 431918	15370	33999	93599	199402	1.00 100	5.00	10.0	25.0	50.0
Methylcyclohexane	DFB	Ave	5424 707283	21214	52000	151436	319809	1.00 100	5.00	10.0	25.0	50.0
1,2-Dichloropropane	DFB	Ave	3325 393913	14309	31282	85228	183973	1.00 100	5.00	10.0	25.0	50.0
Dibromomethane	DFB	Ave	2778 322469	11996	25469	70453	150928	1.00 100	5.00	10.0	25.0	50.0
Bromodichloromethane	DFB	Ave	4840 637474	23357	49751	137486	294471	1.00 100	5.00	10.0	25.0	50.0

FORM VI
GC/MS VOA INITIAL CALIBRATION DATA
INTERNAL STANDARD RESPONSE AND CONCENTRATION

Lab Name: TestAmerica Buffalo Job No.: 480-47308-1 Analy Batch No.: 143652

SDG No.:

Instrument ID: HP5973P GC Column: ZB-624 (60) ID: 0.25(mm) Heated Purge: (Y/N) N

Calibration Start Date: 09/30/2013 14:14 Calibration End Date: 09/30/2013 21:42 Calibration ID: 15770

ANALYTE	IS REF	CURVE TYPE	RESPONSE					CONCENTRATION (UG/L)				
			LVL 1 LVL 6	LVL 2	LVL 3	LVL 4	LVL 5	LVL 1 LVL 6	LVL 2	LVL 3	LVL 4	LVL 5
2-Chloroethyl vinyl ether	DFB	Ave	9858 1465559	48994	113903	327245	699031	5.00 500	25.0	50.0	125	250
cis-1,3-Dichloropropene	DFB	Ave	5113 750637	24390	55001	158695	348648	1.00 100	5.00	10.0	25.0	50.0
4-Methyl-2-pentanone (MIBK)	CBZ	Ave	20048 2340252	95837	208058	562180	1159996	5.00 500	25.0	50.0	125	250
Toluene	CBZ	Ave	9819 1076852	39931	86272	239497	502588	1.00 100	5.00	10.0	25.0	50.0
trans-1,3-Dichloropropene	CBZ	Ave	5027 748734	24896	56808	163075	351519	1.00 100	5.00	10.0	25.0	50.0
Ethyl methacrylate	CBZ	Lin1	3578 664499	18791	45633	138977	304873	1.00 100	5.00	10.0	25.0	50.0
1,1,2-Trichloroethane	CBZ	Ave	2899 358915	13229	28342	78256	165910	1.00 100	5.00	10.0	25.0	50.0
Tetrachloroethene	CBZ	Ave	4687 516943	18451	40880	112491	238166	1.00 100	5.00	10.0	25.0	50.0
1,3-Dichloropropane	CBZ	Ave	6433 724394	27594	59748	162652	343605	1.00 100	5.00	10.0	25.0	50.0
2-Hexanone	CBZ	Ave	13422 1793036	69621	154327	423939	883712	5.00 500	25.0	50.0	125	250
Dibromochloromethane	CBZ	Ave	3937 608568	19857	42936	125028	274304	1.00 100	5.00	10.0	25.0	50.0
1,2-Dibromoethane	CBZ	Ave	4211 538417	18309	40118	113524	245904	1.00 100	5.00	10.0	25.0	50.0
Chlorobenzene	CBZ	Ave	12246 1292084	49837	105286	289017	606011	1.00 100	5.00	10.0	25.0	50.0
Ethylbenzene	CBZ	Ave	17020 2052176	75021	167410	469604	981457	1.00 100	5.00	10.0	25.0	50.0
1,1,1,2-Tetrachloroethane	CBZ	Ave	3742 510730	18150	39582	111363	235849	1.00 100	5.00	10.0	25.0	50.0
m-Xylene & p-Xylene	CBZ	Ave	12875 1669784	59934	134448	376734	791076	2.00 200	10.0	20.0	50.0	100
o-Xylene	CBZ	Ave	5636 848928	26787	63830	185419	393165	1.00 100	5.00	10.0	25.0	50.0
Styrene	CBZ	Ave	8532 1437165	47014	109574	311951	665208	1.00 100	5.00	10.0	25.0	50.0
Bromoform	CBZ	Lin1	2186 457569	12534	27668	86029	197648	1.00 100	5.00	10.0	25.0	50.0
Isopropylbenzene	DCB	Ave	14293 2143661	69418	166616	483475	1010567	1.00 100	5.00	10.0	25.0	50.0
1,1,2,2-Tetrachloroethane	DCB	Ave	5685 682481	25435	54392	148738	316796	1.00 100	5.00	10.0	25.0	50.0

FORM VI
GC/MS VOA INITIAL CALIBRATION DATA
INTERNAL STANDARD RESPONSE AND CONCENTRATION

Lab Name: TestAmerica Buffalo Job No.: 480-47308-1 Analy Batch No.: 143652

SDG No.:

Instrument ID: HP5973P GC Column: ZB-624 (60) ID: 0.25(mm) Heated Purge: (Y/N) N

Calibration Start Date: 09/30/2013 14:14 Calibration End Date: 09/30/2013 21:42 Calibration ID: 15770

ANALYTE	IS REF	CURVE TYPE	RESPONSE					CONCENTRATION (UG/L)				
			LVL 1 LVL 6	LVL 2	LVL 3	LVL 4	LVL 5	LVL 1 LVL 6	LVL 2	LVL 3	LVL 4	LVL 5
Bromobenzene	DCB	Ave	4928 649065	21896	49643	140225	296969	1.00 100	5.00	10.0	25.0	50.0
trans-1,4-Dichloro-2-butene	DCB	Ave	4813 702228	26928	58204	163437	340233	5.00 500	25.0	50.0	125	250
1,2,3-Trichloropropane	DCB	Ave	1859 212854	8617	18183	49558	102527	1.00 100	5.00	10.0	25.0	50.0
N-Propylbenzene	DCB	Ave	20241 2432407	96253	211387	581197	1199005	1.00 100	5.00	10.0	25.0	50.0
2-Chlorotoluene	DCB	Ave	4102 581963	19378	44192	124895	267859	1.00 100	5.00	10.0	25.0	50.0
1,3,5-Trimethylbenzene	DCB	Ave	13646 1897326	67490	152725	425180	889621	1.00 100	5.00	10.0	25.0	50.0
4-Chlorotoluene	DCB	Ave	4636 611980	20897	46816	131564	279352	1.00 100	5.00	10.0	25.0	50.0
tert-Butylbenzene	DCB	Ave	2110 391293	11207	28500	82320	177575	1.00 100	5.00	10.0	25.0	50.0
1,2,4-Trimethylbenzene	DCB	Ave	12745 1864751	66361	151089	422187	879285	1.00 100	5.00	10.0	25.0	50.0
sec-Butylbenzene	DCB	Ave	16153 2326193	79203	183289	527184	1097057	1.00 100	5.00	10.0	25.0	50.0
4-Isopropyltoluene	DCB	Ave	12865 2076601	68473	162509	466248	975992	1.00 100	5.00	10.0	25.0	50.0
1,3-Dichlorobenzene	DCB	Ave	10609 1233733	46033	97827	270606	565906	1.00 100	5.00	10.0	25.0	50.0
1,4-Dichlorobenzene	DCB	Ave	11417 1258108	46334	99240	274629	581272	1.00 100	5.00	10.0	25.0	50.0
n-Butylbenzene	DCB	Ave	10915 1759501	57348	137970	393912	823249	1.00 100	5.00	10.0	25.0	50.0
1,2-Dichlorobenzene	DCB	Ave	10205 1221556	44116	95406	265505	564359	1.00 100	5.00	10.0	25.0	50.0
1,2-Dibromo-3-Chloropropane	DCB	Lin1	825 164316	5171	11282	33990	74396	1.00 100	5.00	10.0	25.0	50.0
1,2,4-Trichlorobenzene	DCB	Ave	5576 878297	25216	60570	184748	404436	1.00 100	5.00	10.0	25.0	50.0
Hexachlorobutadiene	DFB	Ave	3183 364139	12416	27702	77783	164326	1.00 100	5.00	10.0	25.0	50.0
Naphthalene	DFB	Lin1	12913 2484733	71999	177600	548456	1195434	1.00 100	5.00	10.0	25.0	50.0
1,2,3-Trichlorobenzene	DFB	Ave	5820 841855	25868	59315	178116	386520	1.00 100	5.00	10.0	25.0	50.0
1,2-Dichloroethane-d4 (Surr)	DFB	Ave	46751 51287	44463	44346	45858	48341	25.0 25.0	25.0	25.0	25.0	25.0

FORM VI
GC/MS VOA INITIAL CALIBRATION DATA
INTERNAL STANDARD RESPONSE AND CONCENTRATION

Lab Name: TestAmerica Buffalo Job No.: 480-47308-1 Analy Batch No.: 143652

SDG No.:

Instrument ID: HP5973P GC Column: ZB-624 (60) ID: 0.25(mm) Heated Purge: (Y/N) N

Calibration Start Date: 09/30/2013 14:14 Calibration End Date: 09/30/2013 21:42 Calibration ID: 15770

ANALYTE	IS REF	CURVE TYPE	RESPONSE					CONCENTRATION (UG/L)				
			LVL 1 LVL 6	LVL 2	LVL 3	LVL 4	LVL 5	LVL 1 LVL 6	LVL 2	LVL 3	LVL 4	LVL 5
Toluene-d8 (Surr)	CBZ	Ave	260152 302965	236254	245098	260803	283359	25.0 25.0	25.0	25.0	25.0	25.0
4-Bromofluorobenzene (Surr)	CBZ	Ave	90701 115137	82660	87829	95117	104292	25.0 25.0	25.0	25.0	25.0	25.0

Curve Type Legend:

Ave = Average ISTD
Lin1 = Linear 1/conc ISTD

TestAmerica Buffalo
Target Compound Quantitation Report

Data File: \\Bufchrom\ChromData\HP5973P\20130930-25739.b\P2150.D
Lims ID: IC 2 Lab Sample ID:
Client ID:
Sample Type: IC Calib Level: 2
Inject. Date: 30-Sep-2013 14:14:30 ALS Bottle#: 66 Worklist Smp#: 5
Purge Vol: 5.000 mL Dil. Factor: 1.0000
Sample Info: IC 2
Misc. Info.: 480-0025739-005 =480-0025739-005
Operator ID: PJQ Instrument ID: HP5973P
Sublist: chrom-P-8260H2O*sub2

Method: \\Bufchrom\ChromData\HP5973P\20130930-25739.b\P-8260H2O.m
Limit Group: MV - 8260C ICAL
Last Update: 09-Oct-2013 08:43:34 Calib Date: 30-Sep-2013 22:31:30
Integrator: RTE ID Type: Deconvolution ID
Quant Method: Internal Standard Quant By: Initial Calibration
Last ICal File: \\Bufchrom\ChromData\HP5973P\20130930-25739.b\P2168.D

Column 1 : ZB-624 (0.25 mm) Detector MS SCAN
Process Host: XAWRK006

First Level Reviewer: diasn Date: 30-Sep-2013 23:26:43

Compound	Sig	RT (min.)	Adj RT (min.)	Dlt RT (min.)	Q	Response	On-Col Amt ug/L	Flags
* 1 1,4-Difluorobenzene	114	7.819	7.819	0.0	93	176726	25.0	
* 2 Chlorobenzene-d5	82	11.566	11.566	0.0	81	101507	25.0	
* 3 1,4-Dichlorobenzene-d4	152	14.730	14.730	0.0	93	113412	25.0	
$ 4 1,2-Dichloroethane-d4 (Surr)	67	7.381	7.381	0.0	79	44463	27.6	
$ 5 Toluene-d8 (Surr)	98	9.626	9.626	0.0	91	236254	24.9	
$ 6 4-Bromofluorobenzene (Surr)	174	13.185	13.185	0.0	89	82660	24.1	
10 Dichlorodifluoromethane	85	2.690	2.691	-0.001	57	16196	5.36	
11 Chloromethane	50	2.897	2.903	-0.006	70	13729	5.29	
17 Vinyl chloride	62	3.080	3.086	-0.006	43	15452	5.29	
12 Bromomethane	94	3.481	3.487	-0.006	73	14014	5.68	
13 Chloroethane	64	3.591	3.591	0.0	52	8939	5.69	
14 Trichlorofluoromethane	101	3.932	3.938	-0.006	59	31775	5.52	M
22 Acrolein	56	4.394	4.388	0.006	81	24311	99.1	
16 1,1,2-Trichloro-1,2,2-trifluoroe	101	4.467	4.461	0.006	51	19031	5.10	
25 1,1-Dichloroethene	96	4.485	4.485	0.0	79	14584	4.94	
24 Acetone	43	4.558	4.552	0.006	91	33913	25.6	
18 Iodomethane	142	4.704	4.698	0.006	92	25320	4.76	
27 Carbon disulfide	76	4.777	4.777	0.0	95	50580	4.98	
30 Methyl acetate	43	4.881	4.881	0.0	86	18590	4.90	
29 Acetonitrile	40	4.911	4.905	0.006	98	57478	215.3	
31 Methylene Chloride	84	5.045	5.045	0.0	76	17511	5.04	
32 Methyl tert-butyl ether	73	5.276	5.276	0.0	83	50079	4.58	
35 trans-1,2-Dichloroethene	96	5.319	5.319	0.0	96	16431	5.10	
34 Acrylonitrile	53	5.331	5.331	0.0	94	33471	25.4	
38 Vinyl acetate	43	5.787	5.787	0.0	98	150731	25.3	
40 1,1-Dichloroethane	63	5.793	5.793	0.0	58	29518	5.21	
44 2-Butanone (MEK)	43	6.438	6.432	0.006	96	46567	25.5	
45 2,2-Dichloropropane	77	6.438	6.438	0.0	46	26151	5.11	
43 cis-1,2-Dichloroethene	96	6.450	6.444	0.006	61	17131	4.87	
50 Chlorobromomethane	128	6.736	6.736	0.0	72	9968	4.85	

Compound	Sig	RT (min.)	Adj RT (min.)	Dlt RT (min.)	Q	Response	On-Col Amt ug/L	Flags
51 Tetrahydrofuran	42	6.766	6.760	0.006	77	28447	24.0	
49 Chloroform	83	6.791	6.791	0.0	61	33339	5.18	
52 1,1,1-Trichloroethane	97	6.998	6.998	0.0	74	29498	5.16	
54 Cyclohexane	56	7.052	7.046	0.006	79	19672	4.56	
56 1,1-Dichloropropene	75	7.162	7.162	0.0	81	20815	4.83	
55 Carbon tetrachloride	117	7.180	7.180	0.0	71	26834	5.20	
57 Benzene	78	7.424	7.424	0.0	64	61278	4.96	
60 1,2-Dichloroethane	62	7.472	7.472	0.0	83	28468	5.39	
62 Trichloroethene	95	8.154	8.154	0.0	74	15370	4.83	
64 Methylcyclohexane	83	8.354	8.354	0.0	76	21214	4.34	
63 1,2-Dichloropropane	63	8.458	8.452	0.006	66	14309	4.93	
69 Dibromomethane	93	8.634	8.634	0.0	80	11996	5.01	
70 Dichlorobromomethane	83	8.786	8.792	-0.006	78	23357	5.08	
71 2-Chloroethyl vinyl ether	63	9.084	9.084	0.0	88	48994	23.6	
73 cis-1,3-Dichloropropene	75	9.315	9.309	0.006	62	24390	4.72	
75 4-Methyl-2-pentanone (MIBK)	43	9.455	9.455	0.0	95	95837	24.8	
76 Toluene	92	9.717	9.717	0.0	90	39931	4.71	
78 trans-1,3-Dichloropropene	75	10.021	10.015	0.006	79	24896	4.56	
77 Ethyl methacrylate	69	10.027	10.021	0.006	70	18791	4.23	
79 1,1,2-Trichloroethane	83	10.277	10.277	0.0	72	13229	4.82	
80 Tetrachloroethene	166	10.423	10.423	0.0	83	18451	4.60	
82 1,3-Dichloropropane	76	10.496	10.496	0.0	79	27594	4.80	
83 2-Hexanone	43	10.526	10.520	0.006	95	69621	24.5	
81 Chlorodibromomethane	129	10.824	10.824	0.0	61	19857	4.65	
85 Ethylene Dibromide	107	10.995	10.995	0.0	75	18309	4.60	
87 Chlorobenzene	112	11.609	11.609	0.0	77	49837	4.81	
89 Ethylbenzene	91	11.700	11.700	0.0	95	75021	4.67	
88 1,1,1,2-Tetrachloroethane	131	11.712	11.706	0.006	74	18150	4.76	
90 m-Xylene & p-Xylene	106	11.852	11.852	0.0	99	59934	9.37	
93 o-Xylene	106	12.424	12.424	0.0	89	26787	4.38	
94 Styrene	104	12.449	12.449	0.0	85	47014	4.58	
92 Bromoform	173	12.807	12.801	0.006	77	12534	4.37	
95 Isopropylbenzene	105	12.911	12.911	0.0	90	69418	4.58	
97 1,1,2,2-Tetrachloroethane	83	13.398	13.398	0.0	78	25435	5.00	
100 Bromobenzene	156	13.416	13.416	0.0	86	21896	4.72	
98 trans-1,4-Dichloro-2-butene	53	13.458	13.458	0.0	85	26928	25.7	
101 1,2,3-Trichloropropane	110	13.471	13.471	0.0	61	8617	5.16	
99 N-Propylbenzene	91	13.471	13.477	-0.006	94	96253	5.05	
103 2-Chlorotoluene	126	13.647	13.647	0.0	89	19378	4.73	
102 1,3,5-Trimethylbenzene	105	13.702	13.696	0.006	71	67490	4.88	
105 4-Chlorotoluene	126	13.787	13.793	-0.006	92	20897	4.77	
106 tert-Butylbenzene	134	14.146	14.140	0.006	84	11207	4.38	
107 1,2,4-Trimethylbenzene	105	14.213	14.213	0.0	88	66361	4.90	
109 sec-Butylbenzene	105	14.432	14.426	0.006	80	79203	4.73	
112 4-Isopropyltoluene	119	14.602	14.602	0.0	89	68473	4.70	
110 1,3-Dichlorobenzene	146	14.651	14.645	0.006	91	46033	4.98	
111 1,4-Dichlorobenzene	146	14.760	14.760	0.0	93	46334	4.88	
115 n-Butylbenzene	91	15.137	15.138	-0.001	88	57348	4.66	
116 1,2-Dichlorobenzene	146	15.253	15.253	0.0	89	44116	4.89	
117 1,2-Dibromo-3-Chloropropane	75	16.245	16.245	0.0	36	5171	4.80	
119 1,2,4-Trichlorobenzene	180	17.194	17.194	0.0	75	25216	4.32	
120 Hexachlorobutadiene	225	17.328	17.328	0.0	74	12416	4.72	

Report Date: 09-Oct-2013 08:43:35 Chrom Revision: 2.1 30-Sep-2013 13:45:28
Data File: \\Bufchrom\ChromData\HP5973P\20130930-25739.b\P2150.D

Compound	Sig	RT (min.)	Adj RT (min.)	Dlt RT (min.)	Q	Response	On-Col Amt ug/L	Flags
121 Naphthalene	128	17.498	17.498	0.0	92	71999	4.39	
122 1,2,3-Trichlorobenzene	180	17.784	17.778	0.006	80	25868	4.53	
S 123 1,2-Dichloroethene, Total	1				0		9.98	
S 124 1,3-Dichloropropene, Total	1				0		9.28	
S 125 Total BTEX	1				0		28.1	
S 126 Xylenes, Total	1				0		13.7	

QC Flag Legend

Review Flags
M - Manually Integrated

Report Date: 09-Oct-2013 08:43:35 Chrom Revision: 2.1 30-Sep-2013 13:45:28

TestAmerica Buffalo

Data File:	\\Bufchrom\ChromData\HP5973P\20130930-25739.b\P2150.D				
Injection Date:	30-Sep-2013 14:14:30	Instrument ID:	HP5973P	Operator ID:	PJQ
Lims ID:	IC 2	Lab Sample ID:		Worklist Smp#:	5
Client ID:					
Purge Vol:	5.000 mL	Dil. Factor:	1.0000	ALS Bottle#:	66
Method:	P-8260H2O	Limit Group:	MV - 8260C ICAL		
Column: ZB-624 (0.25 mm)					

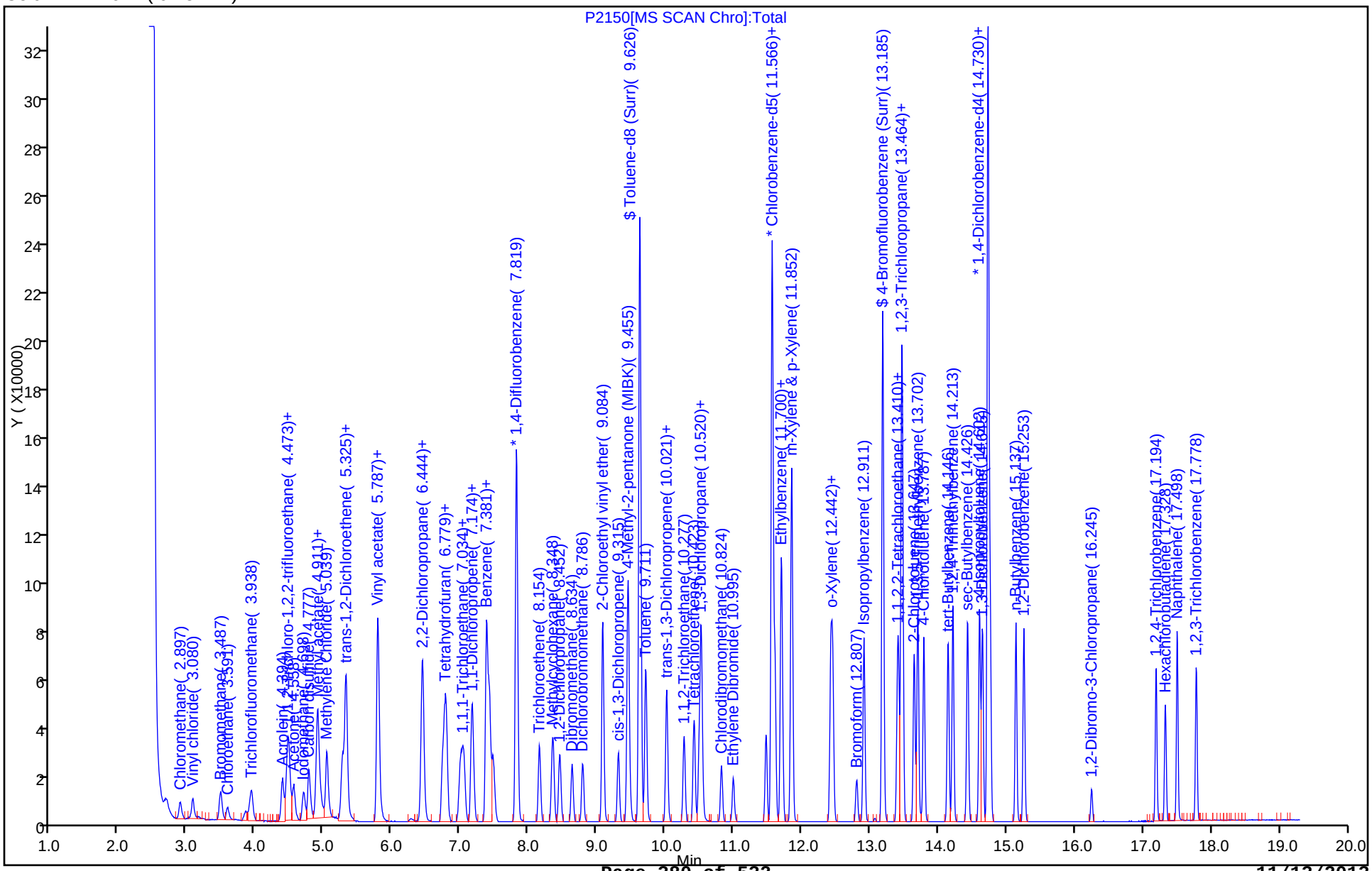

Manual Integration/User Assign Peak Report

TestAmerica Buffalo

Data File:	\\Bufchrom\ChromData\HP5973P\20130930-25739.b\P2150.D				
Injection Date:	30-Sep-2013 14:14:30	Instrument ID:	HP5973P		
Lims ID:	IC 2	Lab Sample ID:			
Client ID:					
Operator ID:	PJQ	ALS Bottle#:	66	Worklist Smp#:	5
Purge Vol:	5.000 mL	Dil. Factor:	1.0000		
Method:	P-8260H2O	Limit Group:	MV - 8260C ICAL		
Column:	ZB-624 (0.25 mm)	Detector	MS SCAN		

14 Trichlorofluoromethane, CAS: 75-69-4

Processing Integration Results

RT: 3.93
Response: 26228
Amount: 4.710957

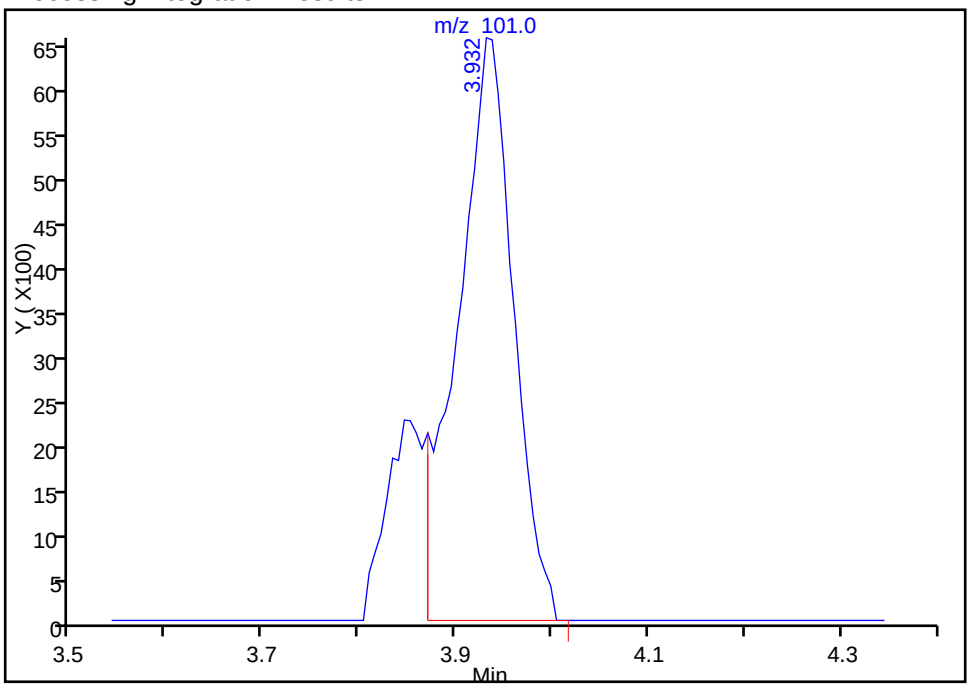

Manual Integration Results

RT: 3.93
Response: 31775
Amount: 5.523833

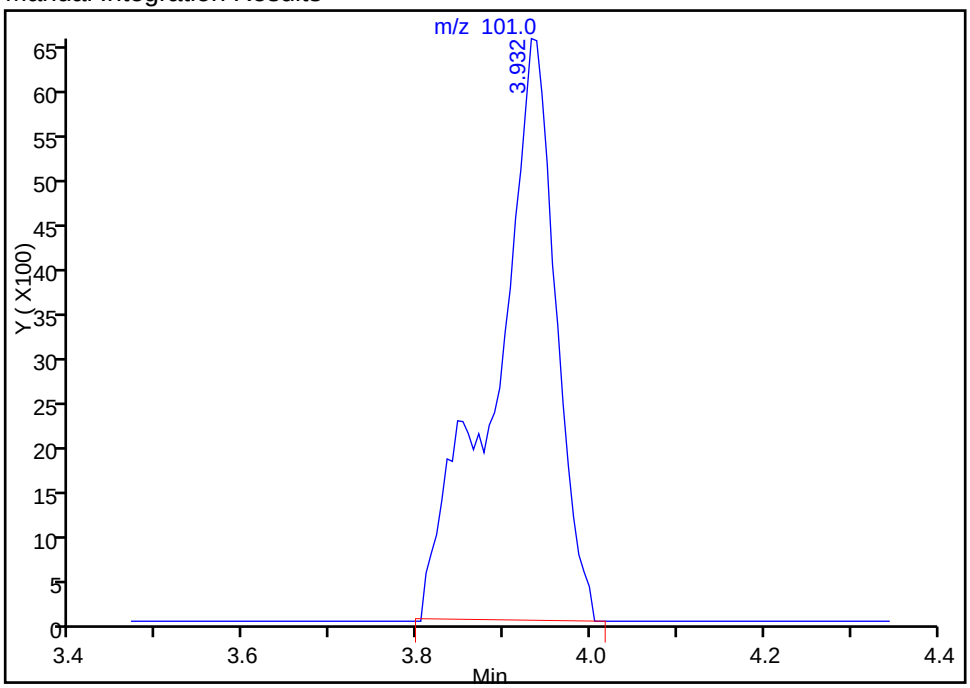

Reviewer: diasn, 30-Sep-2013 23:26:43
Audit Action: Manually Integrated
Audit Reason: Peak Tail

TestAmerica Buffalo
Target Compound Quantitation Report

Data File: \\Bufchrom\ChromData\HP5973P\20130930-25739.b\P2151.D
Lims ID: IC 3 Lab Sample ID:
Client ID:
Sample Type: IC Calib Level: 3
Inject. Date: 30-Sep-2013 14:39:30 ALS Bottle#: 67 Worklist Smp#: 6
Purge Vol: 5.000 mL Dil. Factor: 1.0000
Sample Info: IC 3
Misc. Info.: 480-0025739-006 =480-0025739-006
Operator ID: PJQ Instrument ID: HP5973P
Sublist: chrom-P-8260H2O*sub2

Method: \\Bufchrom\ChromData\HP5973P\20130930-25739.b\P-8260H2O.m
Limit Group: MV - 8260C ICAL
Last Update: 09-Oct-2013 08:43:38 Calib Date: 30-Sep-2013 22:31:30
Integrator: RTE ID Type: Deconvolution ID
Quant Method: Internal Standard Quant By: Initial Calibration
Last ICal File: \\Bufchrom\ChromData\HP5973P\20130930-25739.b\P2168.D

Column 1 : ZB-624 (0.25 mm) Detector MS SCAN
Process Host: XAWRK006

First Level Reviewer: diasn Date: 30-Sep-2013 23:33:05

Compound	Sig	RT (min.)	Adj RT (min.)	Dlt RT (min.)	Q	Response	On-Col Amt ug/L	Flags
* 1 1,4-Difluorobenzene	114	7.819	7.819	0.0	92	189842	25.0	
* 2 Chlorobenzene-d5	82	11.567	11.566	0.001	77	107151	25.0	
* 3 1,4-Dichlorobenzene-d4	152	14.730	14.730	0.0	92	122441	25.0	
$ 4 1,2-Dichloroethane-d4 (Surr)	67	7.381	7.381	0.0	90	44346	25.6	
$ 5 Toluene-d8 (Surr)	98	9.626	9.626	0.0	90	245098	24.5	
$ 6 4-Bromofluorobenzene (Surr)	174	13.185	13.185	0.0	89	87829	24.2	
10 Dichlorodifluoromethane	85	2.685	2.691	-0.007	68	33680	10.4	
11 Chloromethane	50	2.885	2.903	-0.018	84	28739	10.3	
17 Vinyl chloride	62	3.074	3.086	-0.012	65	32311	10.3	
12 Bromomethane	94	3.469	3.487	-0.018	78	27971	10.5	
13 Chloroethane	64	3.579	3.591	-0.012	70	17706	10.5	
14 Trichlorofluoromethane	101	3.926	3.938	-0.012	80	64324	10.4	
22 Acrolein	56	4.376	4.388	-0.012	91	52989	201.1	
16 1,1,2-Trichloro-1,2,2-trifluoroe	101	4.461	4.461	0.0	74	41200	10.3	
25 1,1-Dichloroethene	96	4.479	4.485	-0.006	86	32838	10.4	
24 Acetone	43	4.546	4.552	-0.006	95	72156	50.7	
18 Iodomethane	142	4.692	4.698	-0.006	97	57507	10.1	
27 Carbon disulfide	76	4.771	4.777	-0.006	98	110158	10.1	
30 Methyl acetate	43	4.875	4.881	-0.006	86	42682	10.5	
29 Acetonitrile	40	4.905	4.905	0.0	99	110268	384.4	
31 Methylene Chloride	84	5.033	5.045	-0.012	80	37329	10.0	
32 Methyl tert-butyl ether	73	5.270	5.276	-0.006	88	117226	9.99	
35 trans-1,2-Dichloroethene	96	5.313	5.319	-0.006	93	34840	10.1	
34 Acrylonitrile	53	5.325	5.331	-0.006	96	72113	50.9	
38 Vinyl acetate	43	5.781	5.787	-0.006	97	335257	52.3	
40 1,1-Dichloroethane	63	5.793	5.793	0.0	79	63202	10.4	
44 2-Butanone (MEK)	43	6.432	6.432	0.0	99	99553	50.7	
45 2,2-Dichloropropane	77	6.426	6.438	-0.012	55	56265	10.2	
43 cis-1,2-Dichloroethene	96	6.438	6.444	-0.006	68	37971	10.1	
50 Chlorobromomethane	128	6.730	6.736	-0.006	73	22351	10.1	

Compound	Sig	RT (min.)	Adj RT (min.)	Dlt RT (min.)	Q	Response	On-Col Amt ug/L	Flags
51 Tetrahydrofuran	42	6.761	6.760	0.0	82	64404	50.5	
49 Chloroform	83	6.785	6.791	-0.006	68	69644	10.1	
52 1,1,1-Trichloroethane	97	6.992	6.998	-0.006	84	62946	10.2	
54 Cyclohexane	56	7.040	7.046	-0.006	89	46116	9.95	
56 1,1-Dichloropropene	75	7.162	7.162	0.0	90	47217	10.2	
55 Carbon tetrachloride	117	7.180	7.180	0.0	76	56272	10.1	
57 Benzene	78	7.424	7.424	0.0	93	131541	9.90	
60 1,2-Dichloroethane	62	7.466	7.472	-0.006	91	58719	10.3	
62 Trichloroethene	95	8.154	8.154	0.0	93	33999	9.96	
64 Methylcyclohexane	83	8.348	8.354	-0.006	85	52000	9.91	
63 1,2-Dichloropropane	63	8.452	8.452	0.0	86	31282	10.0	
69 Dibromomethane	93	8.634	8.634	0.0	84	25469	9.90	
70 Dichlorobromomethane	83	8.786	8.792	-0.006	93	49751	10.1	
71 2-Chloroethyl vinyl ether	63	9.078	9.084	-0.006	92	113903	51.2	
73 cis-1,3-Dichloropropene	75	9.310	9.309	0.001	81	55001	9.92	
75 4-Methyl-2-pentanone (MIBK)	43	9.449	9.455	-0.006	96	208058	51.1	
76 Toluene	92	9.717	9.717	0.0	97	86272	9.64	
78 trans-1,3-Dichloropropene	75	10.015	10.015	0.0	90	56808	9.86	
77 Ethyl methacrylate	69	10.027	10.021	0.006	86	45633	8.90	
79 1,1,2-Trichloroethane	83	10.277	10.277	0.0	84	28342	9.78	
80 Tetrachloroethene	166	10.423	10.423	0.0	89	40880	9.66	
82 1,3-Dichloropropane	76	10.496	10.496	0.0	91	59748	9.84	
83 2-Hexanone	43	10.526	10.520	0.006	96	154327	51.4	
81 Chlorodibromomethane	129	10.824	10.824	0.0	81	42936	9.52	
85 Ethylene Dibromide	107	10.995	10.995	0.0	89	40118	9.55	
87 Chlorobenzene	112	11.603	11.609	-0.006	91	105286	9.63	
89 Ethylbenzene	91	11.694	11.700	-0.006	97	167410	9.88	
88 1,1,1,2-Tetrachloroethane	131	11.706	11.706	0.0	85	39582	9.83	
90 m-Xylene & p-Xylene	106	11.852	11.852	0.0	100	134448	19.9	
93 o-Xylene	106	12.424	12.424	0.0	95	63830	9.89	
94 Styrene	104	12.455	12.449	0.006	94	109574	10.1	
92 Bromoform	173	12.802	12.801	0.001	85	27668	8.28	
95 Isopropylbenzene	105	12.911	12.911	0.0	94	166616	10.2	
97 1,1,2,2-Tetrachloroethane	83	13.398	13.398	0.0	86	54392	9.90	
100 Bromobenzene	156	13.416	13.416	0.0	88	49643	9.91	
98 trans-1,4-Dichloro-2-butene	53	13.459	13.458	0.001	86	58204	51.5	
101 1,2,3-Trichloropropane	110	13.471	13.471	0.0	69	18183	10.1	
99 N-Propylbenzene	91	13.477	13.477	0.0	95	211387	10.3	
103 2-Chlorotoluene	126	13.647	13.647	0.0	95	44192	9.99	
102 1,3,5-Trimethylbenzene	105	13.702	13.696	0.006	79	152725	10.2	
105 4-Chlorotoluene	126	13.787	13.793	-0.006	97	46816	9.91	
106 tert-Butylbenzene	134	14.140	14.140	0.0	87	28500	10.3	
107 1,2,4-Trimethylbenzene	105	14.213	14.213	0.0	95	151089	10.3	
109 sec-Butylbenzene	105	14.426	14.426	0.0	92	183289	10.1	
112 4-Isopropyltoluene	119	14.602	14.602	0.0	94	162509	10.3	
110 1,3-Dichlorobenzene	146	14.645	14.645	0.0	95	97827	9.81	
111 1,4-Dichlorobenzene	146	14.760	14.760	0.0	94	99240	9.69	
115 n-Butylbenzene	91	15.138	15.138	0.0	93	137970	10.4	
116 1,2-Dichlorobenzene	146	15.253	15.253	0.0	96	95406	9.79	
117 1,2-Dibromo-3-Chloropropane	75	16.245	16.245	0.0	58	11282	9.20	
119 1,2,4-Trichlorobenzene	180	17.188	17.194	-0.006	91	60570	9.61	
120 Hexachlorobutadiene	225	17.328	17.328	0.0	88	27702	9.80	

Report Date: 09-Oct-2013 08:43:38 Chrom Revision: 2.1 30-Sep-2013 13:45:28
Data File: \\Bufchrom\ChromData\HP5973P\20130930-25739.b\P2151.D

Compound	Sig	RT (min.)	Adj RT (min.)	Dlt RT (min.)	Q	Response	On-Col Amt ug/L	Flags
121 Naphthalene	128	17.498	17.498	0.0	96	177600	9.36	
122 1,2,3-Trichlorobenzene	180	17.778	17.778	0.0	93	59315	9.68	
S 123 1,2-Dichloroethene, Total	1				0		20.1	
S 124 1,3-Dichloropropene, Total	1				0		19.8	
S 125 Total BTEX	1				0		59.2	
S 126 Xylenes, Total	1				0		29.8	

Report Date: 09-Oct-2013 08:43:38 Chrom Revision: 2.1 30-Sep-2013 13:45:28

TestAmerica Buffalo

Data File:	\\Bufchrom\ChromData\HP5973P\20130930-25739.b\P2151.D				
Injection Date:	30-Sep-2013 14:39:30	Instrument ID:	HP5973P	Operator ID:	PJQ
Lims ID:	IC 3	Lab Sample ID:		Worklist Smp#:	6
Client ID:					
Purge Vol:	5.000 mL	Dil. Factor:	1.0000	ALS Bottle#:	67
Method:	P-8260H2O	Limit Group:	MV - 8260C ICAL		

Column: ZB-624 (0.25 mm)

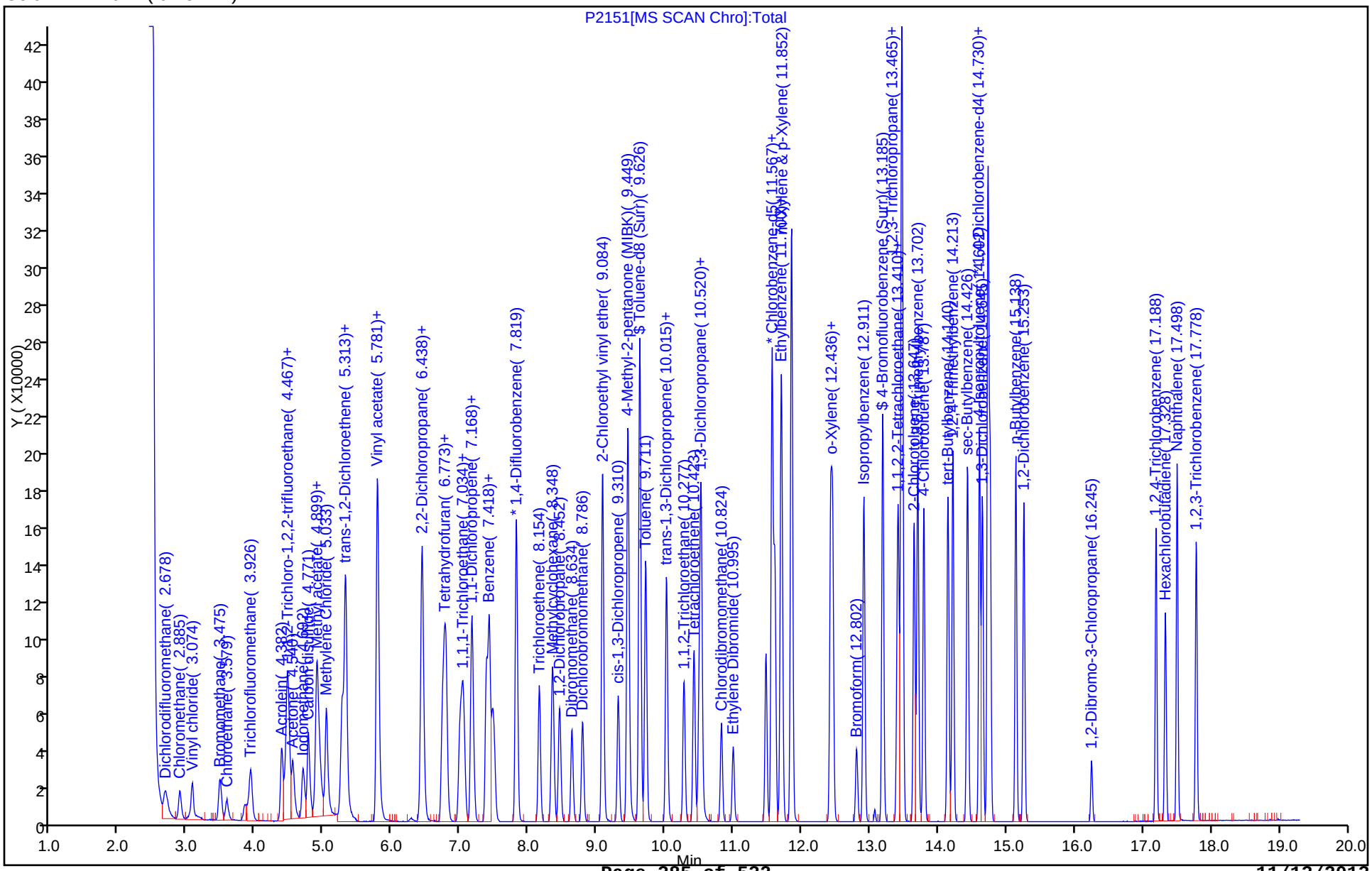

TestAmerica Buffalo
Target Compound Quantitation Report

Data File: \\Bufchrom\ChromData\HP5973P\20130930-25739.b\P2152.D
Lims ID: ICIS 4 Lab Sample ID:
Client ID:
Sample Type: ICIS Calib Level: 4
Inject. Date: 30-Sep-2013 15:03:30 ALS Bottle#: 68 Worklist Smp#: 7
Purge Vol: 5.000 mL Dil. Factor: 1.0000
Sample Info: ICIS 4
Misc. Info.: 480-0025739-007 =480-0025739-007
Operator ID: PJQ Instrument ID: HP5973P
Sublist: chrom-P-8260H2O*sub2

Method: \\Bufchrom\ChromData\HP5973P\20130930-25739.b\P-8260H2O.m
Limit Group: MV - 8260C ICAL
Last Update: 09-Oct-2013 08:43:41 Calib Date: 30-Sep-2013 22:31:30
Integrator: RTE ID Type: Deconvolution ID
Quant Method: Internal Standard Quant By: Initial Calibration
Last ICal File: \\Bufchrom\ChromData\HP5973P\20130930-25739.b\P2168.D

Column 1 : ZB-624 (0.25 mm) Detector MS SCAN
Process Host: XAWRK006

First Level Reviewer: diasn Date: 30-Sep-2013 20:08:51

Compound	Sig	RT (min.)	Adj RT (min.)	Dlt RT (min.)	Q	Response	On-Col Amt ug/L	Flags
* 1 1,4-Difluorobenzene	114	7.819	7.819	0.0	92	203409	25.0	
* 2 Chlorobenzene-d5	82	11.566	11.566	0.0	78	113453	25.0	
* 3 1,4-Dichlorobenzene-d4	152	14.730	14.730	0.0	90	130615	25.0	
$ 4 1,2-Dichloroethane-d4 (Surr)	67	7.381	7.381	0.0	94	45858	24.7	
$ 5 Toluene-d8 (Surr)	98	9.626	9.626	0.0	82	260803	24.6	
$ 6 4-Bromofluorobenzene (Surr)	174	13.185	13.185	0.0	91	95117	24.8	
10 Dichlorodifluoromethane	85	2.691	2.691	0.0	78	89241	25.6	
11 Chloromethane	50	2.903	2.903	0.0	88	76597	25.7	
17 Vinyl chloride	62	3.086	3.086	0.0	83	86524	25.7	
12 Bromomethane	94	3.487	3.487	0.0	86	71904	25.3	
13 Chloroethane	64	3.591	3.591	0.0	90	46845	25.9	
14 Trichlorofluoromethane	101	3.938	3.938	0.0	82	166867	25.2	
22 Acrolein	56	4.388	4.388	0.0	91	146382	518.5	
16 1,1,2-Trichloro-1,2,2-trifluoroe	101	4.461	4.461	0.0	83	109220	25.4	
25 1,1-Dichloroethene	96	4.485	4.485	0.0	88	86436	25.4	
24 Acetone	43	4.552	4.552	0.0	96	191771	125.8	
18 Iodomethane	142	4.698	4.698	0.0	98	156165	25.5	
27 Carbon disulfide	76	4.777	4.777	0.0	98	300647	25.7	
30 Methyl acetate	43	4.881	4.881	0.0	95	109075	25.0	
29 Acetonitrile	40	4.905	4.905	0.0	99	304089	989.4	
31 Methylene Chloride	84	5.045	5.045	0.0	79	98455	24.6	
32 Methyl tert-butyl ether	73	5.276	5.276	0.0	87	328427	26.1	
35 trans-1,2-Dichloroethene	96	5.319	5.319	0.0	96	93329	25.2	
34 Acrylonitrile	53	5.331	5.331	0.0	96	195855	129.0	
38 Vinyl acetate	43	5.787	5.787	0.0	97	906944	132.1	
40 1,1-Dichloroethane	63	5.793	5.793	0.0	82	164738	25.3	
44 2-Butanone (MEK)	43	6.432	6.432	0.0	99	275223	130.9	
45 2,2-Dichloropropane	77	6.438	6.438	0.0	64	152498	25.9	
43 cis-1,2-Dichloroethene	96	6.444	6.444	0.0	70	103625	25.6	
50 Chlorobromomethane	128	6.736	6.736	0.0	80	59910	25.3	

Compound	Sig	RT (min.)	Adj RT (min.)	Dlt RT (min.)	Q	Response	On-Col Amt ug/L	Flags
51 Tetrahydrofuran	42	6.760	6.760	0.0	81	176701	129.3	
49 Chloroform	83	6.791	6.791	0.0	69	184550	24.9	
52 1,1,1-Trichloroethane	97	6.998	6.998	0.0	90	168758	25.6	
54 Cyclohexane	56	7.046	7.046	0.0	88	132722	26.7	
56 1,1-Dichloropropene	75	7.162	7.162	0.0	94	129864	26.2	
55 Carbon tetrachloride	117	7.180	7.180	0.0	79	153945	25.9	
57 Benzene	78	7.424	7.424	0.0	95	357040	25.1	
60 1,2-Dichloroethane	62	7.472	7.472	0.0	93	153642	25.3	
62 Trichloroethene	95	8.154	8.154	0.0	92	93599	25.6	
64 Methylcyclohexane	83	8.354	8.354	0.0	88	151436	26.9	
63 1,2-Dichloropropane	63	8.452	8.452	0.0	90	85228	25.5	
69 Dibromomethane	93	8.634	8.634	0.0	86	70453	25.5	
70 Dichlorobromomethane	83	8.792	8.792	0.0	92	137486	26.0	
71 2-Chloroethyl vinyl ether	63	9.084	9.084	0.0	92	327245	137.2	
73 cis-1,3-Dichloropropene	75	9.309	9.309	0.0	89	158695	26.7	
75 4-Methyl-2-pentanone (MIBK)	43	9.455	9.455	0.0	95	562180	130.3	
76 Toluene	92	9.717	9.717	0.0	98	239497	25.3	
78 trans-1,3-Dichloropropene	75	10.015	10.015	0.0	93	163075	26.7	
77 Ethyl methacrylate	69	10.021	10.021	0.0	86	138977	24.4	
79 1,1,2-Trichloroethane	83	10.277	10.277	0.0	87	78256	25.5	
80 Tetrachloroethene	166	10.423	10.423	0.0	91	112491	25.1	
82 1,3-Dichloropropane	76	10.496	10.496	0.0	97	162652	25.3	
83 2-Hexanone	43	10.520	10.520	0.0	95	423939	133.3	
81 Chlorodibromomethane	129	10.824	10.824	0.0	85	125028	26.2	
85 Ethylene Dibromide	107	10.995	10.995	0.0	97	113524	25.5	
87 Chlorobenzene	112	11.609	11.609	0.0	94	289017	25.0	
89 Ethylbenzene	91	11.700	11.700	0.0	98	469604	26.2	
88 1,1,1,2-Tetrachloroethane	131	11.706	11.706	0.0	89	111363	26.1	
90 m-Xylene & p-Xylene	106	11.852	11.852	0.0	100	376734	52.7	
93 o-Xylene	106	12.424	12.424	0.0	95	185419	27.1	
94 Styrene	104	12.449	12.449	0.0	94	311951	27.2	
92 Bromoform	173	12.801	12.801	0.0	96	86029	22.8	
95 Isopropylbenzene	105	12.911	12.911	0.0	95	483475	27.7	
97 1,1,2,2-Tetrachloroethane	83	13.398	13.398	0.0	87	148738	25.4	
100 Bromobenzene	156	13.416	13.416	0.0	89	140225	26.2	
98 trans-1,4-Dichloro-2-butene	53	13.458	13.458	0.0	83	163437	135.5	
101 1,2,3-Trichloropropane	110	13.471	13.471	0.0	70	49558	25.8	
99 N-Propylbenzene	91	13.477	13.477	0.0	96	581197	26.5	
103 2-Chlorotoluene	126	13.647	13.647	0.0	97	124895	26.5	
102 1,3,5-Trimethylbenzene	105	13.696	13.696	0.0	93	425180	26.7	
105 4-Chlorotoluene	126	13.793	13.793	0.0	97	131564	26.1	
106 tert-Butylbenzene	134	14.140	14.140	0.0	85	82320	27.9	
107 1,2,4-Trimethylbenzene	105	14.213	14.213	0.0	96	422187	27.1	
109 sec-Butylbenzene	105	14.426	14.426	0.0	93	527184	27.4	
112 4-Isopropyltoluene	119	14.602	14.602	0.0	95	466248	27.8	
110 1,3-Dichlorobenzene	146	14.645	14.645	0.0	96	270606	25.4	
111 1,4-Dichlorobenzene	146	14.760	14.760	0.0	95	274629	25.1	
115 n-Butylbenzene	91	15.138	15.138	0.0	94	393912	27.8	
116 1,2-Dichlorobenzene	146	15.253	15.253	0.0	97	265505	25.5	
117 1,2-Dibromo-3-Chloropropane	75	16.245	16.245	0.0	76	33990	25.1	
119 1,2,4-Trichlorobenzene	180	17.194	17.194	0.0	93	184748	27.5	
120 Hexachlorobutadiene	225	17.328	17.328	0.0	94	77783	25.7	

Report Date: 09-Oct-2013 08:43:42 Chrom Revision: 2.1 30-Sep-2013 13:45:28
Data File: \\Bufchrom\ChromData\HP5973P\20130930-25739.b\P2152.D

Compound	Sig	RT (min.)	Adj RT (min.)	Dlt RT (min.)	Q	Response	On-Col Amt ug/L	Flags
121 Naphthalene	128	17.498	17.498	0.0	96	548456	25.9	
122 1,2,3-Trichlorobenzene	180	17.778	17.778	0.0	94	178116	27.1	
S 123 1,2-Dichloroethene, Total	1				0		50.8	
S 124 1,3-Dichloropropene, Total	1				0		53.4	
S 125 Total BTEX	1				0		156.3	
S 126 Xylenes, Total	1				0		79.8	

Report Date: 09-Oct-2013 08:43:42 Chrom Revision: 2.1 30-Sep-2013 13:45:28

TestAmerica Buffalo

Data File:	\\Bufchrom\ChromData\HP5973P\20130930-25739.b\P2152.D				
Injection Date:	30-Sep-2013 15:03:30	Instrument ID:	HP5973P	Operator ID:	PJQ
Lims ID:	ICIS 4	Lab Sample ID:		Worklist Smp#:	7
Client ID:					
Purge Vol:	5.000 mL	Dil. Factor:	1.0000	ALS Bottle#:	68
Method:	P-8260H2O	Limit Group:	MV - 8260C ICAL		

Column: ZB-624 (0.25 mm)

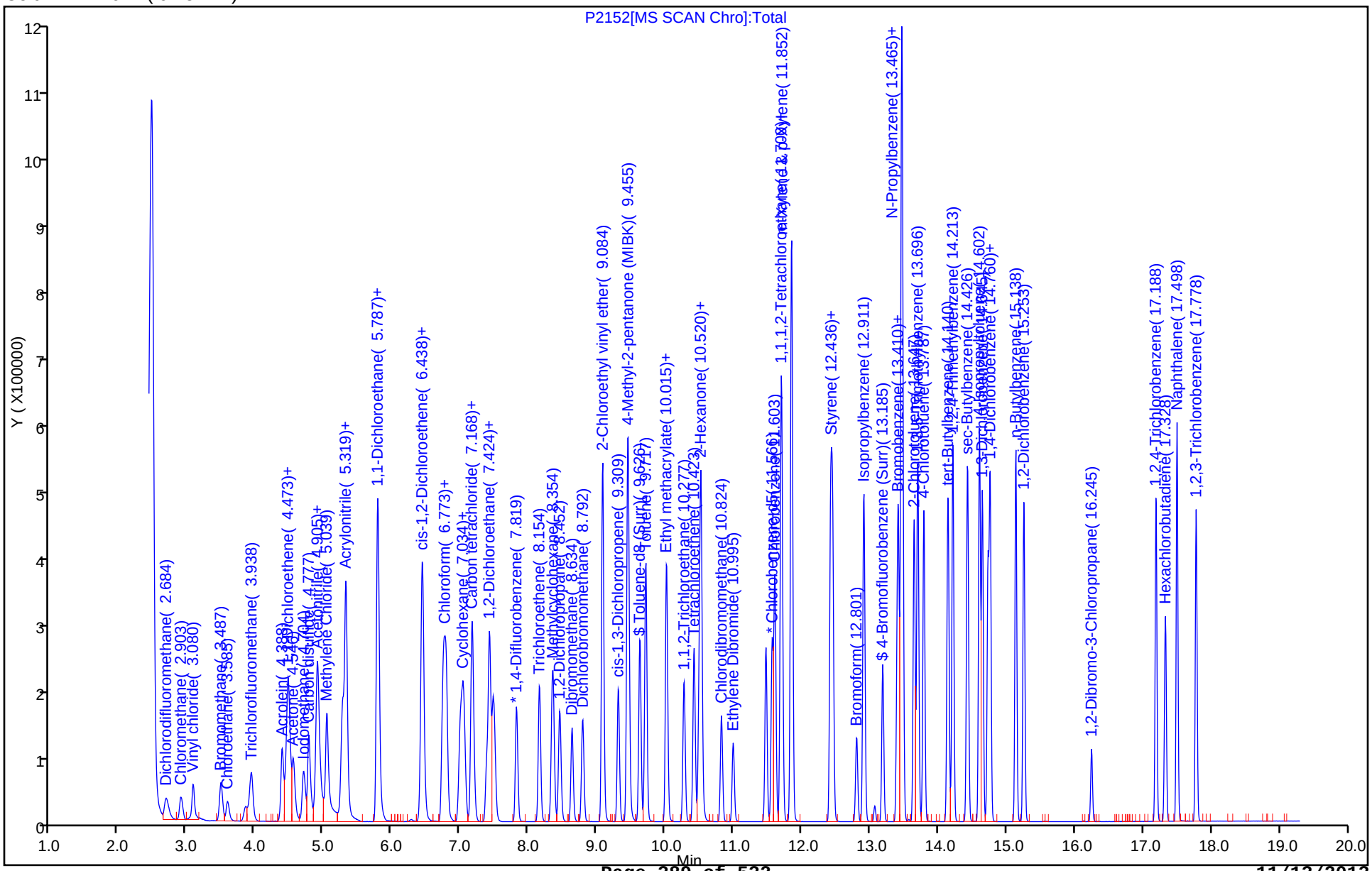

TestAmerica Buffalo
Target Compound Quantitation Report

Data File: \\Bufchrom\ChromData\HP5973P\20130930-25739.b\P2153.D
Lims ID: IC 5 Lab Sample ID:
Client ID:
Sample Type: IC Calib Level: 5
Inject. Date: 30-Sep-2013 15:28:30 ALS Bottle#: 69 Worklist Smp#: 8
Purge Vol: 5.000 mL Dil. Factor: 1.0000
Sample Info: IC 5
Misc. Info.: 480-0025739-008 =480-0025739-008
Operator ID: PJQ Instrument ID: HP5973P
Sublist: chrom-P-8260H2O*sub2

Method: \\Bufchrom\ChromData\HP5973P\20130930-25739.b\P-8260H2O.m
Limit Group: MV - 8260C ICAL
Last Update: 09-Oct-2013 08:43:44 Calib Date: 30-Sep-2013 22:31:30
Integrator: RTE ID Type: Deconvolution ID
Quant Method: Internal Standard Quant By: Initial Calibration
Last ICal File: \\Bufchrom\ChromData\HP5973P\20130930-25739.b\P2168.D

Column 1 : ZB-624 (0.25 mm) Detector MS SCAN
Process Host: XAWRK006

First Level Reviewer: diasn Date: 01-Oct-2013 00:46:51

Compound	Sig	RT (min.)	Adj RT (min.)	Dlt RT (min.)	Q	Response	On-Col Amt ug/L	Flags
* 1 1,4-Difluorobenzene	114	7.819	7.819	0.0	92	223106	25.0	
* 2 Chlorobenzene-d5	82	11.567	11.566	0.001	71	120228	25.0	
* 3 1,4-Dichlorobenzene-d4	152	14.730	14.730	0.0	82	142403	25.0	
$ 4 1,2-Dichloroethane-d4 (Surr)	67	7.381	7.381	0.0	96	48341	23.7	
$ 5 Toluene-d8 (Surr)	98	9.626	9.626	0.0	90	283359	25.2	
$ 6 4-Bromofluorobenzene (Surr)	174	13.185	13.185	0.0	92	104292	25.7	
10 Dichlorodifluoromethane	85	2.685	2.691	-0.007	86	179545	47.0	
11 Chloromethane	50	2.910	2.903	0.007	89	154275	47.1	
17 Vinyl chloride	62	3.086	3.086	0.0	83	175232	47.5	
12 Bromomethane	94	3.488	3.487	0.001	88	144583	46.4	
13 Chloroethane	64	3.585	3.591	-0.006	94	92986	46.9	
14 Trichlorofluoromethane	101	3.932	3.938	-0.006	85	329629	45.4	
22 Acrolein	56	4.382	4.388	-0.006	94	305907	987.9	
16 1,1,2-Trichloro-1,2,2-trifluoroe	101	4.461	4.461	0.0	85	219170	46.5	
25 1,1-Dichloroethene	96	4.479	4.485	-0.006	89	180146	48.3	
24 Acetone	43	4.546	4.552	-0.006	97	399850	239.1	
18 Iodomethane	142	4.698	4.698	0.0	99	328434	48.9	
27 Carbon disulfide	76	4.777	4.777	0.0	99	614223	47.9	
30 Methyl acetate	43	4.875	4.881	-0.006	95	245239	51.2	
29 Acetonitrile	40	4.905	4.905	0.0	99	637215	1890.3	
31 Methylene Chloride	84	5.039	5.045	-0.006	79	206542	47.1	
32 Methyl tert-butyl ether	73	5.270	5.276	-0.006	84	698183	50.6	
35 trans-1,2-Dichloroethene	96	5.313	5.319	-0.006	96	196537	48.4	
34 Acrylonitrile	53	5.325	5.331	-0.006	96	411630	247.2	
38 Vinyl acetate	43	5.781	5.787	-0.006	97	1851400	245.9	
40 1,1-Dichloroethane	63	5.793	5.793	0.0	84	336699	47.1	
44 2-Butanone (MEK)	43	6.432	6.432	0.0	100	576446	250.0	
45 2,2-Dichloropropane	77	6.438	6.438	0.0	81	314078	48.6	
43 cis-1,2-Dichloroethene	96	6.444	6.444	0.0	69	219976	49.6	
50 Chlorobromomethane	128	6.730	6.736	-0.006	82	127513	49.2	

Compound	Sig	RT (min.)	Adj RT (min.)	Dlt RT (min.)	Q	Response	On-Col Amt ug/L	Flags
51 Tetrahydrofuran	42	6.761	6.760	0.0	82	371416	247.8	
49 Chloroform	83	6.791	6.791	0.0	69	382510	47.1	
52 1,1,1-Trichloroethane	97	6.998	6.998	0.0	91	345918	47.9	
54 Cyclohexane	56	7.040	7.046	-0.006	88	279254	51.3	
56 1,1-Dichloropropene	75	7.162	7.162	0.0	95	273550	50.3	
55 Carbon tetrachloride	117	7.180	7.180	0.0	79	321047	49.3	
57 Benzene	78	7.424	7.424	0.0	95	753723	48.3	
60 1,2-Dichloroethane	62	7.472	7.472	0.0	79	314667	47.2	
62 Trichloroethene	95	8.154	8.154	0.0	93	199402	49.7	
64 Methylcyclohexane	83	8.348	8.354	-0.006	88	319809	51.9	
63 1,2-Dichloropropane	63	8.452	8.452	0.0	91	183973	50.2	
69 Dibromomethane	93	8.634	8.634	0.0	86	150928	49.9	
70 Dichlorobromomethane	83	8.792	8.792	0.0	92	294471	50.7	
71 2-Chloroethyl vinyl ether	63	9.078	9.084	-0.006	92	699031	267.2	
73 cis-1,3-Dichloropropene	75	9.310	9.309	0.001	91	348648	53.5	
75 4-Methyl-2-pentanone (MIBK)	43	9.449	9.455	-0.006	95	1159996	253.8	
76 Toluene	92	9.711	9.717	-0.006	99	502588	50.0	
78 trans-1,3-Dichloropropene	75	10.015	10.015	0.0	93	351519	54.4	
77 Ethyl methacrylate	69	10.021	10.021	0.0	87	304873	49.8	
79 1,1,2-Trichloroethane	83	10.271	10.277	-0.006	86	165910	51.0	
80 Tetrachloroethene	166	10.423	10.423	0.0	92	238166	50.1	
82 1,3-Dichloropropane	76	10.496	10.496	0.0	95	343605	50.4	
83 2-Hexanone	43	10.520	10.520	0.0	94	883712	262.2	
81 Chlorodibromomethane	129	10.824	10.824	0.0	87	274304	54.2	
85 Ethylene Dibromide	107	10.995	10.995	0.0	97	245904	52.2	
87 Chlorobenzene	112	11.603	11.609	-0.006	95	606011	49.4	
89 Ethylbenzene	91	11.694	11.700	-0.006	98	981457	51.6	
88 1,1,1,2-Tetrachloroethane	131	11.706	11.706	0.0	91	235849	52.2	
90 m-Xylene & p-Xylene	106	11.852	11.852	0.0	99	791076	104.4	
93 o-Xylene	106	12.424	12.424	0.0	95	393165	54.3	
94 Styrene	104	12.449	12.449	0.0	94	665208	54.7	
92 Bromoform	173	12.802	12.801	0.001	95	197648	48.5	
95 Isopropylbenzene	105	12.911	12.911	0.0	95	1010567	53.1	
97 1,1,2,2-Tetrachloroethane	83	13.398	13.398	0.0	87	316796	49.6	
100 Bromobenzene	156	13.416	13.416	0.0	88	296969	51.0	
98 trans-1,4-Dichloro-2-butene	53	13.459	13.458	0.001	84	340233	258.7	
101 1,2,3-Trichloropropane	110	13.471	13.471	0.0	68	102527	48.9	
99 N-Propylbenzene	91	13.477	13.477	0.0	95	1199005	50.1	
103 2-Chlorotoluene	126	13.647	13.647	0.0	97	267859	52.1	
102 1,3,5-Trimethylbenzene	105	13.702	13.696	0.006	75	889621	51.2	
105 4-Chlorotoluene	126	13.787	13.793	-0.006	97	279352	50.8	
106 tert-Butylbenzene	134	14.146	14.140	0.006	89	177575	55.2	
107 1,2,4-Trimethylbenzene	105	14.213	14.213	0.0	96	879285	51.7	
109 sec-Butylbenzene	105	14.426	14.426	0.0	94	1097057	52.2	
112 4-Isopropyltoluene	119	14.602	14.602	0.0	96	975992	53.3	
110 1,3-Dichlorobenzene	146	14.645	14.645	0.0	96	565906	48.8	
111 1,4-Dichlorobenzene	146	14.760	14.760	0.0	95	581272	48.8	
115 n-Butylbenzene	91	15.138	15.138	0.0	94	823249	53.2	
116 1,2-Dichlorobenzene	146	15.253	15.253	0.0	98	564359	49.8	
117 1,2-Dibromo-3-Chloropropane	75	16.245	16.245	0.0	82	74396	49.9	
119 1,2,4-Trichlorobenzene	180	17.188	17.194	-0.006	93	404436	55.1	
120 Hexachlorobutadiene	225	17.328	17.328	0.0	95	164326	49.5	

Compound	Sig	RT (min.)	Adj RT (min.)	Dlt RT (min.)	Q	Response	On-Col Amt ug/L	Flags
121 Naphthalene	128	17.498	17.498	0.0	96	1195434	51.0	
122 1,2,3-Trichlorobenzene	180	17.778	17.778	0.0	93	386520	53.7	
S 123 1,2-Dichloroethene, Total	1				0		97.9	
S 124 1,3-Dichloropropene, Total	1				0		107.8	
S 125 Total BTEX	1				0		308.6	
S 126 Xylenes, Total	1				0		158.7	

Report Date: 09-Oct-2013 08:43:44 Chrom Revision: 2.1 30-Sep-2013 13:45:28

TestAmerica Buffalo

Data File:	\\Bufchrom\ChromData\HP5973P\20130930-25739.b\P2153.D				
Injection Date:	30-Sep-2013 15:28:30	Instrument ID:	HP5973P	Operator ID:	PJQ
Lims ID:	IC 5	Lab Sample ID:		Worklist Smp#:	8
Client ID:					
Purge Vol:	5.000 mL	Dil. Factor:	1.0000	ALS Bottle#:	69
Method:	P-8260H2O	Limit Group:	MV - 8260C ICAL		
Column: ZB-624 (0.25 mm)					

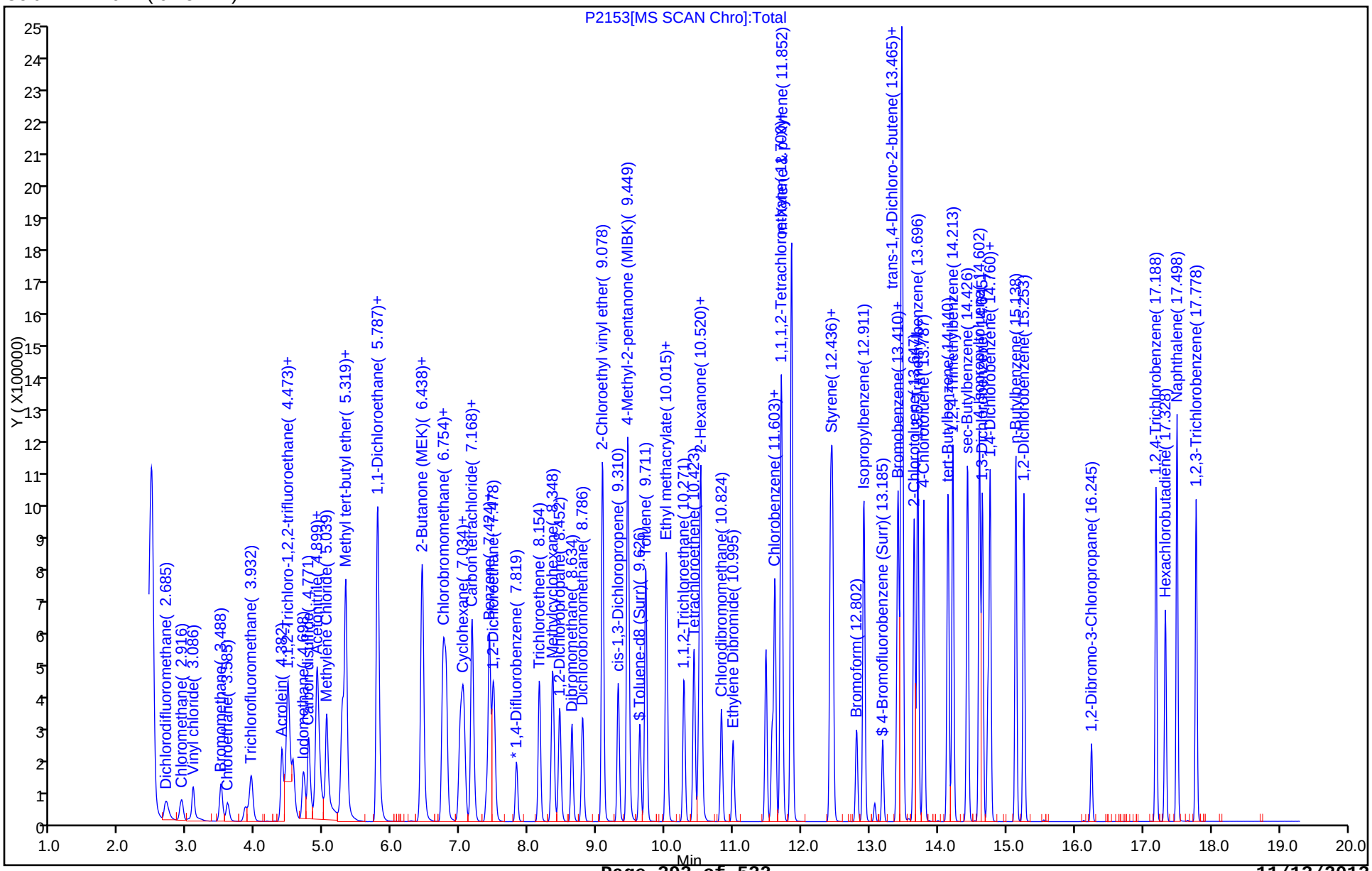

TestAmerica Buffalo
Target Compound Quantitation Report

Data File: \\Bufchrom\ChromData\HP5973P\20130930-25739.b\P2154.D
Lims ID: IC 6 Lab Sample ID:
Client ID:
Sample Type: IC Calib Level: 6
Inject. Date: 30-Sep-2013 15:53:30 ALS Bottle#: 70 Worklist Smp#: 9
Purge Vol: 5.000 mL Dil. Factor: 1.0000
Sample Info: IC 6
Misc. Info.: 480-0025739-009 =480-0025739-009
Operator ID: PJQ Instrument ID: HP5973P
Sublist: chrom-P-8260H2O*sub2

Method: \\Bufchrom\ChromData\HP5973P\20130930-25739.b\P-8260H2O.m
Limit Group: MV - 8260C ICAL
Last Update: 09-Oct-2013 08:43:46 Calib Date: 30-Sep-2013 22:31:30
Integrator: RTE ID Type: Deconvolution ID
Quant Method: Internal Standard Quant By: Initial Calibration
Last ICal File: \\Bufchrom\ChromData\HP5973P\20130930-25739.b\P2168.D

Column 1 : ZB-624 (0.25 mm) Detector MS SCAN
Process Host: XAWRK006

First Level Reviewer: diasn Date: 01-Oct-2013 00:47:28

Compound	Sig	RT (min.)	Adj RT (min.)	Dlt RT (min.)	Q	Response	On-Col Amt ug/L	Flags
* 1 1,4-Difluorobenzene	114	7.819	7.819	0.0	93	236889	25.0	
* 2 Chlorobenzene-d5	82	11.566	11.566	0.0	69	126564	25.0	
* 3 1,4-Dichlorobenzene-d4	152	14.730	14.730	0.0	93	155057	25.0	
$ 4 1,2-Dichloroethane-d4 (Surr)	67	7.381	7.381	0.0	87	51287	23.7	
$ 5 Toluene-d8 (Surr)	98	9.626	9.626	0.0	81	302965	25.6	
$ 6 4-Bromofluorobenzene (Surr)	174	13.185	13.185	0.0	93	115137	26.9	
10 Dichlorodifluoromethane	85	2.684	2.691	-0.007	87	377147	93.1	
11 Chloromethane	50	2.922	2.903	0.019	89	317704	91.4	
17 Vinyl chloride	62	3.080	3.086	-0.006	83	362259	92.5	
12 Bromomethane	94	3.494	3.487	0.007	89	292138	88.3	
13 Chloroethane	64	3.585	3.591	-0.006	95	191726	91.0	
14 Trichlorofluoromethane	101	3.932	3.938	-0.006	86	694838	90.1	
22 Acrolein	56	4.382	4.388	-0.006	94	664427	2020.9	
16 1,1,2-Trichloro-1,2,2-trifluoroe	101	4.461	4.461	0.0	85	460717	92.1	
25 1,1-Dichloroethene	96	4.485	4.485	0.0	88	390536	98.7	
24 Acetone	43	4.546	4.552	-0.006	98	842490	474.6	
18 Iodomethane	142	4.698	4.698	0.0	99	719835	101.0	
27 Carbon disulfide	76	4.771	4.777	-0.006	99	1338021	98.4	
30 Methyl acetate	43	4.874	4.881	-0.007	95	495712	97.4	
29 Acetonitrile	40	4.899	4.905	-0.006	99	1266580	3538.6	
31 Methylene Chloride	84	5.039	5.045	-0.006	78	444919	95.5	
32 Methyl tert-butyl ether	73	5.270	5.276	-0.006	87	1508181	103.0	
35 trans-1,2-Dichloroethene	96	5.313	5.319	-0.007	95	424025	98.3	
34 Acrylonitrile	53	5.319	5.331	-0.012	97	869374	491.6	
38 Vinyl acetate	43	5.781	5.787	-0.006	97	3701091	462.9	
40 1,1-Dichloroethane	63	5.793	5.793	0.0	83	702413	92.6	
44 2-Butanone (MEK)	43	6.426	6.432	-0.006	99	1185757	484.3	
45 2,2-Dichloropropane	77	6.432	6.438	-0.006	80	651433	95.0	
43 cis-1,2-Dichloroethene	96	6.444	6.444	0.0	68	472056	100.2	
50 Chlorobromomethane	128	6.730	6.736	-0.006	81	277305	100.7	

Compound	Sig	RT (min.)	Adj RT (min.)	Dlt RT (min.)	Q	Response	On-Col Amt ug/L	Flags
51 Tetrahydrofuran	42	6.754	6.760	-0.006	81	779488	489.8	
49 Chloroform	83	6.791	6.791	0.0	79	807131	93.5	
52 1,1,1-Trichloroethane	97	6.998	6.998	0.0	91	743546	97.0	
54 Cyclohexane	56	7.040	7.046	-0.006	88	609273	105.3	
56 1,1-Dichloropropene	75	7.162	7.162	0.0	96	592106	102.5	
55 Carbon tetrachloride	117	7.174	7.180	-0.006	79	692497	100.1	
57 Benzene	78	7.424	7.424	0.0	95	1604986	96.8	
60 1,2-Dichloroethane	62	7.466	7.472	-0.006	87	645411	91.1	
62 Trichloroethene	95	8.154	8.154	0.0	93	431918	101.4	
64 Methylcyclohexane	83	8.348	8.354	-0.006	87	707283	108.1	
63 1,2-Dichloropropane	63	8.452	8.452	0.0	92	393913	101.3	
69 Dibromomethane	93	8.628	8.634	-0.006	86	322469	100.4	
70 Dichlorobromomethane	83	8.786	8.792	-0.006	93	637474	103.3	
71 2-Chloroethyl vinyl ether	63	9.078	9.084	-0.006	92	1465559	527.7	
73 cis-1,3-Dichloropropene	75	9.309	9.309	0.0	92	750637	108.5	
75 4-Methyl-2-pentanone (MIBK)	43	9.449	9.455	-0.006	94	2340252	486.3	
76 Toluene	92	9.711	9.717	-0.006	99	1076852	101.8	
78 trans-1,3-Dichloropropene	75	10.009	10.015	-0.006	93	748734	110.0	
77 Ethyl methacrylate	69	10.021	10.021	0.0	87	664499	102.4	
79 1,1,2-Trichloroethane	83	10.271	10.277	-0.006	85	358915	104.8	
80 Tetrachloroethene	166	10.423	10.423	0.0	92	516943	103.4	
82 1,3-Dichloropropane	76	10.496	10.496	0.0	96	724394	101.0	
83 2-Hexanone	43	10.526	10.520	0.006	93	1793036	505.4	
81 Chlorodibromomethane	129	10.824	10.824	0.0	86	608568	114.2	
85 Ethylene Dibromide	107	10.995	10.995	0.0	98	538417	108.6	
87 Chlorobenzene	112	11.603	11.609	-0.006	95	1292084	100.1	
89 Ethylbenzene	91	11.700	11.700	0.0	97	2052176	102.5	
88 1,1,1,2-Tetrachloroethane	131	11.706	11.706	0.0	90	510730	107.4	
90 m-Xylene & p-Xylene	106	11.852	11.852	0.0	98	1669784	209.3	
93 o-Xylene	106	12.424	12.424	0.0	95	848928	111.4	
94 Styrene	104	12.449	12.449	0.0	94	1437165	112.4	
92 Bromoform	173	12.801	12.801	0.0	96	457569	105.7	
95 Isopropylbenzene	105	12.911	12.911	0.0	95	2143661	103.4	
97 1,1,2,2-Tetrachloroethane	83	13.398	13.398	0.0	88	682481	98.1	
100 Bromobenzene	156	13.416	13.416	0.0	87	649065	102.3	
98 trans-1,4-Dichloro-2-butene	53	13.458	13.458	0.0	84	702228	490.4	
101 1,2,3-Trichloropropane	110	13.471	13.471	0.0	67	212854	93.2	
99 N-Propylbenzene	91	13.477	13.477	0.0	95	2432407	93.3	
103 2-Chlorotoluene	126	13.647	13.647	0.0	98	581963	103.9	
102 1,3,5-Trimethylbenzene	105	13.702	13.696	0.006	92	1897326	100.4	
105 4-Chlorotoluene	126	13.793	13.793	0.0	96	611980	102.3	
106 tert-Butylbenzene	134	14.146	14.140	0.006	85	391293	111.8	
107 1,2,4-Trimethylbenzene	105	14.213	14.213	0.0	96	1864751	100.7	
109 sec-Butylbenzene	105	14.426	14.426	0.0	94	2326193	101.7	
112 4-Isopropyltoluene	119	14.602	14.602	0.0	95	2076601	104.2	
110 1,3-Dichlorobenzene	146	14.645	14.645	0.0	96	1233733	97.7	
111 1,4-Dichlorobenzene	146	14.760	14.760	0.0	95	1258108	97.0	
115 n-Butylbenzene	91	15.137	15.138	-0.001	94	1759501	104.5	
116 1,2-Dichlorobenzene	146	15.253	15.253	0.0	97	1221556	99.0	
117 1,2-Dibromo-3-Chloropropane	75	16.245	16.245	0.0	88	164316	100.8	
119 1,2,4-Trichlorobenzene	180	17.194	17.194	0.0	91	878297	110.0	
120 Hexachlorobutadiene	225	17.328	17.328	0.0	95	364139	103.2	

Compound	Sig	RT (min.)	Adj RT (min.)	Dlt RT (min.)	Q	Response	On-Col Amt ug/L	Flags
121 Naphthalene	128	17.498	17.498	0.0	97	2484733	99.2	
122 1,2,3-Trichlorobenzene	180	17.778	17.778	0.0	94	841855	110.1	
S 123 1,2-Dichloroethene, Total	1				0		198.4	
S 124 1,3-Dichloropropene, Total	1				0		218.4	
S 125 Total BTEX	1				0		621.9	
S 126 Xylenes, Total	1				0		320.7	

Report Date: 09-Oct-2013 08:43:47 Chrom Revision: 2.1 30-Sep-2013 13:45:28

TestAmerica Buffalo

Data File:	\\Bufchrom\ChromData\HP5973P\20130930-25739.b\P2154.D				
Injection Date:	30-Sep-2013 15:53:30	Instrument ID:	HP5973P	Operator ID:	PJQ
Lims ID:	IC 6	Lab Sample ID:		Worklist Smp#:	9
Client ID:					
Purge Vol:	5.000 mL	Dil. Factor:	1.0000	ALS Bottle#:	70
Method:	P-8260H2O	Limit Group:	MV - 8260C ICAL		
Column: ZB-624 (0.25 mm)					

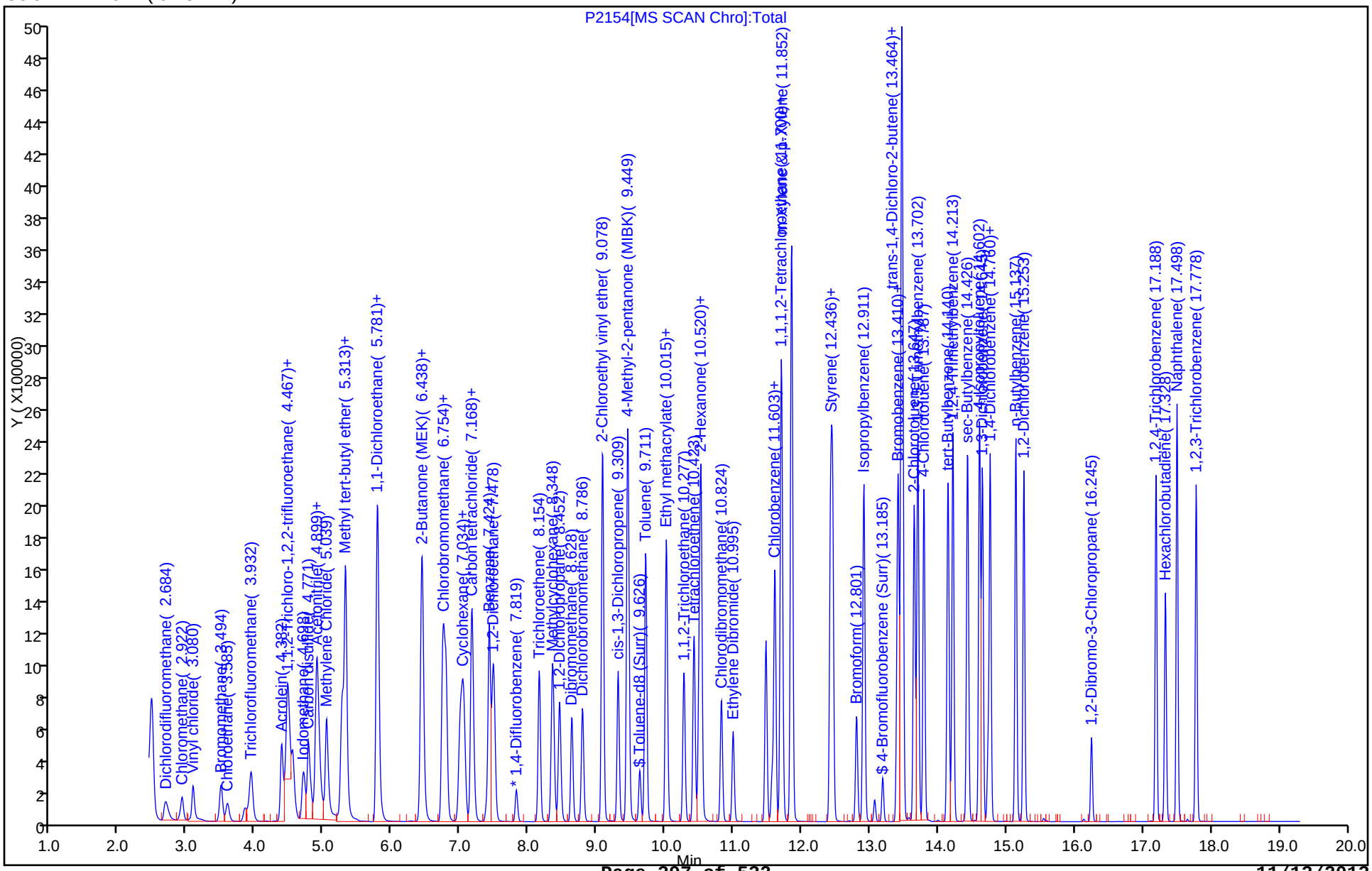

TestAmerica Buffalo
Target Compound Quantitation Report

Data File: \\Bufchrom\ChromData\HP5973P\20130930-25739.b\P2166.D
Lims ID: IC Lab Sample ID:
Client ID:
Sample Type: IC Calib Level: 1
Inject. Date: 30-Sep-2013 21:42:30 ALS Bottle#: 82 Worklist Smp#: 21
Purge Vol: 5.000 mL Dil. Factor: 1.0000
Sample Info: IC
Misc. Info.: 480-0025739-021 =480-0025739-021
Operator ID: NMD Instrument ID: HP5973P
Sublist: chrom-P-8260H2O*sub2

Method: \\Bufchrom\ChromData\HP5973P\20130930-25739.b\P-8260H2O.m
Limit Group: MV - 8260C ICAL
Last Update: 09-Oct-2013 08:44:03 Calib Date: 30-Sep-2013 22:31:30
Integrator: RTE ID Type: Deconvolution ID
Quant Method: Internal Standard Quant By: Initial Calibration
Last ICal File: \\Bufchrom\ChromData\HP5973P\20130930-25739.b\P2168.D

Column 1 : ZB-624 (0.25 mm) Detector MS SCAN
Process Host: XAWRK006

First Level Reviewer: diasn Date: 30-Sep-2013 23:05:23

Compound	Sig	RT (min.)	Adj RT (min.)	Dlt RT (min.)	Q	Response	On-Col Amt ug/L	Flags
* 1 1,4-Difluorobenzene	114	7.819	7.819	0.0	92	208000	25.0	
* 2 Chlorobenzene-d5	82	11.567	11.566	0.001	78	110402	25.0	
* 3 1,4-Dichlorobenzene-d4	152	14.730	14.730	0.0	93	123798	25.0	
$ 4 1,2-Dichloroethane-d4 (Surr)	67	7.381	7.381	0.0	71	46751	24.6	
$ 5 Toluene-d8 (Surr)	98	9.626	9.626	0.0	82	260152	25.2	
$ 6 4-Bromofluorobenzene (Surr)	174	13.185	13.185	0.0	90	90701	24.3	
10 Dichlorodifluoromethane	85	2.685	2.691	-0.006	28	3540	0.99	
11 Chloromethane	50	2.885	2.903	-0.018	40	3134	1.03	
17 Vinyl chloride	62	3.080	3.086	-0.006	21	3474	1.01	
12 Bromomethane	94	3.469	3.487	-0.018	11	2869	0.9874	
13 Chloroethane	64	3.573	3.591	-0.018	15	1720	0.9299	
14 Trichlorofluoromethane	101	3.932	3.938	-0.006	19	7022	1.04	
22 Acrolein	56	4.394	4.388	0.006	41	5589	19.4	
16 1,1,2-Trichloro-1,2,2-trifluoroe	101	4.467	4.461	0.006	10	4749	1.08	
25 1,1-Dichloroethene	96	4.473	4.485	-0.012	54	3488	1.00	
24 Acetone	43	4.558	4.552	0.006	71	8178	5.25	
18 Iodomethane	142	4.692	4.698	-0.006	75	6443	1.03	
27 Carbon disulfide	76	4.777	4.777	0.0	77	12183	1.02	
30 Methyl acetate	43	4.881	4.881	0.0	61	4370	0.9780	
29 Acetonitrile	40	4.917	4.905	0.012	94	14375	45.7	
31 Methylene Chloride	84	5.039	5.045	-0.006	50	4550	1.11	
32 Methyl tert-butyl ether	73	5.270	5.276	-0.006	56	12830	1.00	
35 trans-1,2-Dichloroethene	96	5.313	5.319	-0.006	57	3843	1.01	
34 Acrylonitrile	53	5.331	5.331	0.0	80	7481	4.82	
38 Vinyl acetate	43	5.787	5.787	0.0	89	34275	4.88	
40 1,1-Dichloroethane	63	5.793	5.793	0.0	1	6922	1.04	
44 2-Butanone (MEK)	43	6.444	6.432	0.012	72	10203	4.75	
45 2,2-Dichloropropane	77	6.438	6.438	0.0	16	5998	1.00	
43 cis-1,2-Dichloroethene	96	6.450	6.444	0.006	13	4149	1.00	
50 Chlorobromomethane	128	6.736	6.736	0.0	41	2444	1.01	

Compound	Sig	RT (min.)	Adj RT (min.)	Dlt RT (min.)	Q	Response	On-Col Amt ug/L	Flags
51 Tetrahydrofuran	42	6.773	6.760	0.013	73	7175	5.13	
49 Chloroform	83	6.797	6.791	0.006	39	8214	1.08	
52 1,1,1-Trichloroethane	97	7.004	6.998	0.006	22	6672	0.99	
54 Cyclohexane	56	7.040	7.046	-0.006	52	4802	0.9456	
56 1,1-Dichloropropene	75	7.168	7.162	0.006	24	4736	0.9341	
55 Carbon tetrachloride	117	7.174	7.180	-0.006	57	5605	0.9226	
57 Benzene	78	7.424	7.424	0.0	61	15719	1.08	
60 1,2-Dichloroethane	62	7.472	7.472	0.0	52	6374	1.02	
62 Trichloroethene	95	8.154	8.154	0.0	44	3769	1.01	
64 Methylcyclohexane	83	8.348	8.354	-0.006	44	5424	0.9438	
63 1,2-Dichloropropane	63	8.452	8.452	0.0	23	3325	0.9734	
69 Dibromomethane	93	8.634	8.634	0.0	56	2778	0.9851	
70 Dichlorobromomethane	83	8.792	8.792	0.0	7	4840	0.8935	
71 2-Chloroethyl vinyl ether	63	9.091	9.084	0.007	70	9858	4.04	
73 cis-1,3-Dichloropropene	75	9.316	9.309	0.007	38	5113	0.8413	
75 4-Methyl-2-pentanone (MIBK)	43	9.462	9.455	0.007	79	20048	4.78	
76 Toluene	92	9.717	9.717	0.0	70	9819	1.06	
78 trans-1,3-Dichloropropene	75	10.015	10.015	0.0	41	5027	0.8465	
77 Ethyl methacrylate	69	10.034	10.021	0.013	6	3578	1.27	
79 1,1,2-Trichloroethane	83	10.277	10.277	0.0	27	2899	0.9706	
80 Tetrachloroethene	166	10.423	10.423	0.0	56	4687	1.07	
82 1,3-Dichloropropane	76	10.496	10.496	0.0	51	6433	1.03	
83 2-Hexanone	43	10.532	10.520	0.012	86	13422	4.34	
81 Chlorodibromomethane	129	10.824	10.824	0.0	1	3937	0.8469	
85 Ethylene Dibromide	107	10.995	10.995	0.0	41	4211	0.9733	
87 Chlorobenzene	112	11.609	11.609	0.0	41	12246	1.09	
89 Ethylbenzene	91	11.700	11.700	0.0	67	17020	0.9745	
88 1,1,1,2-Tetrachloroethane	131	11.706	11.706	0.0	49	3742	0.9021	
90 m-Xylene & p-Xylene	106	11.852	11.852	0.0	89	12875	1.85	
93 o-Xylene	106	12.424	12.424	0.0	51	5636	0.8479	
94 Styrene	104	12.455	12.449	0.006	32	8532	0.7647	
92 Bromoform	173	12.808	12.801	0.007	1	2186	1.36	
95 Isopropylbenzene	105	12.911	12.911	0.0	46	14293	0.8635	
97 1,1,2,2-Tetrachloroethane	83	13.398	13.398	0.0	11	5685	1.02	
100 Bromobenzene	156	13.416	13.416	0.0	50	4928	0.9730	
98 trans-1,4-Dichloro-2-butene	53	13.459	13.458	0.001	63	4813	4.21	
101 1,2,3-Trichloropropane	110	13.471	13.471	0.0	42	1859	1.02	
99 N-Propylbenzene	91	13.477	13.477	0.0	83	20241	0.9721	
103 2-Chlorotoluene	126	13.641	13.647	-0.006	47	4102	0.9170	
102 1,3,5-Trimethylbenzene	105	13.702	13.696	0.006	34	13646	0.9041	
105 4-Chlorotoluene	126	13.787	13.793	-0.006	48	4636	0.9705	
106 tert-Butylbenzene	134	14.146	14.140	0.006	48	2110	0.7549	
107 1,2,4-Trimethylbenzene	105	14.219	14.213	0.006	42	12745	0.8622	
109 sec-Butylbenzene	105	14.432	14.426	0.006	31	16153	0.8842	
112 4-Isopropyltoluene	119	14.602	14.602	0.0	44	12865	0.8085	
110 1,3-Dichlorobenzene	146	14.651	14.645	0.006	44	10609	1.05	
111 1,4-Dichlorobenzene	146	14.760	14.760	0.0	50	11417	1.10	
115 n-Butylbenzene	91	15.144	15.138	0.006	45	10915	0.8117	
116 1,2-Dichlorobenzene	146	15.253	15.253	0.0	51	10205	1.04	
117 1,2-Dibromo-3-Chloropropane	75	16.251	16.245	0.006	1	825	1.11	
119 1,2,4-Trichlorobenzene	180	17.194	17.194	0.0	18	5576	0.8746	
120 Hexachlorobutadiene	225	17.328	17.328	0.0	15	3183	1.03	

Report Date: 09-Oct-2013 08:44:04 Chrom Revision: 2.1 30-Sep-2013 13:45:28
Data File: \\Bufchrom\ChromData\HP5973P\20130930-25739.b\P2166.D

Compound	Sig	RT (min.)	Adj RT (min.)	Dlt RT (min.)	Q	Response	On-Col Amt ug/L	Flags
121 Naphthalene	128	17.504	17.498	0.006	15	12913	1.14	
122 1,2,3-Trichlorobenzene	180	17.778	17.778	0.0	35	5820	0.8667	
S 123 1,2-Dichloroethene, Total	1				0		2.02	
S 124 1,3-Dichloropropene, Total	1				0		1.69	
S 125 Total BTEX	1				0		5.82	
S 126 Xylenes, Total	1				0		2.70	

Report Date: 09-Oct-2013 08:44:04 Chrom Revision: 2.1 30-Sep-2013 13:45:28

TestAmerica Buffalo

Data File:	\\Bufchrom\ChromData\HP5973P\20130930-25739.b\P2166.D				
Injection Date:	30-Sep-2013 21:42:30	Instrument ID:	HP5973P	Operator ID:	NMD
Lims ID:	IC	Lab Sample ID:		Worklist Smp#:	21
Client ID:					
Purge Vol:	5.000 mL	Dil. Factor:	1.0000	ALS Bottle#:	82
Method:	P-8260H2O	Limit Group:	MV - 8260C ICAL		

Column: ZB-624 (0.25 mm)

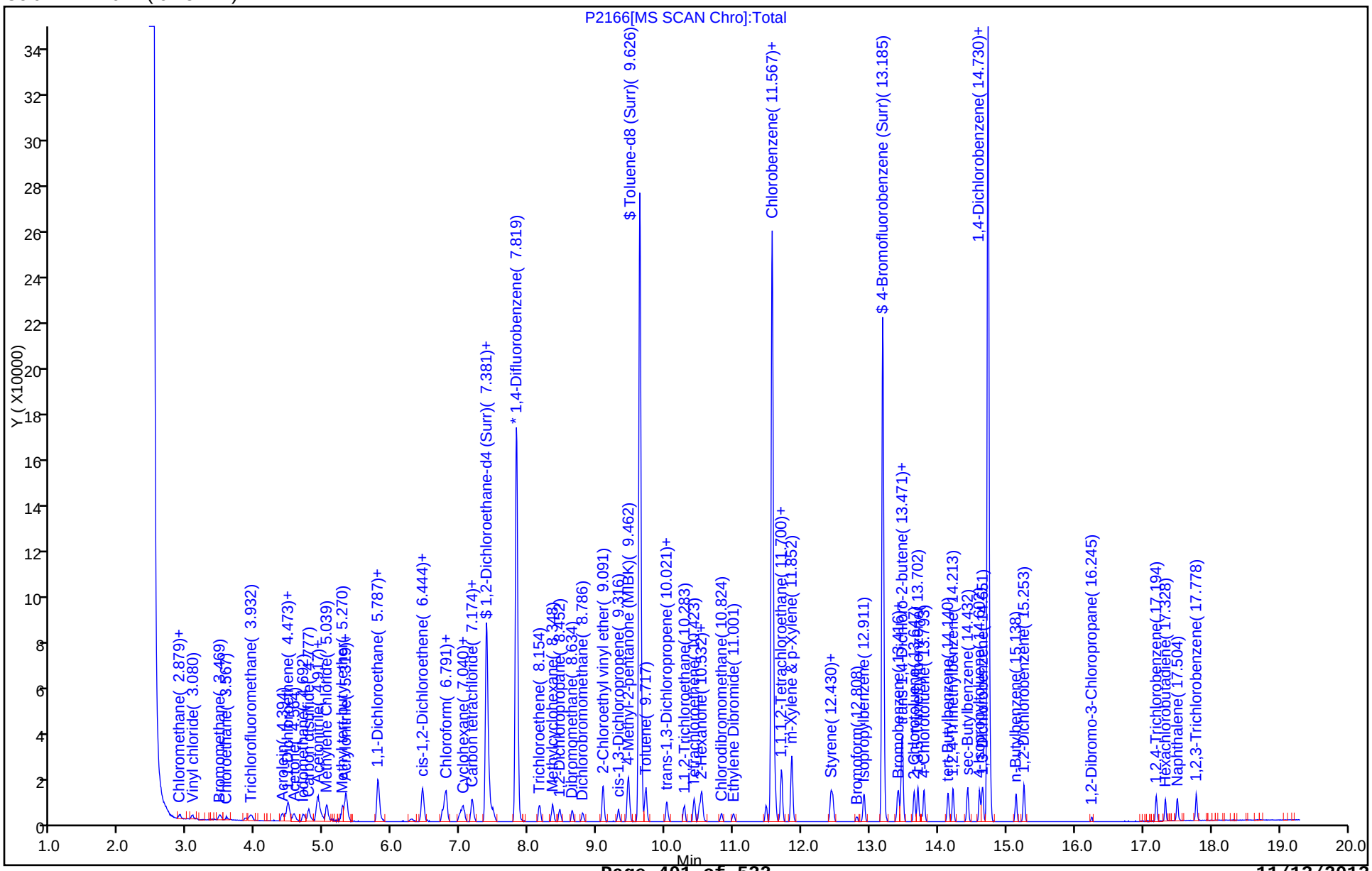

FORM VII
GC/MS VOA CONTINUING CALIBRATION DATA

Lab Name: TestAmerica Buffalo Job No.: 480-47308-1

SDG No.:

Lab Sample ID: CCVIS 480-145571/2 Calibration Date: 10/17/2013 10:11

Instrument ID: HP5973C Calib Start Date: 09/27/2013 11:33

GC Column: ZB-624 (30) ID: 0.53(mm) Calib End Date: 09/27/2013 14:30

Lab File ID: C33198.D Conc. Units: ug/L Heated Purge: (Y/N) N

ANALYTE	CURVE TYPE	AVE RRF	RRF	MIN RRF	CALC AMOUNT	SPIKE AMOUNT	%D	MAX %D
Dichlorodifluoromethane	Ave	0.4474	0.5551	0.1000	31.0	25.0	24.1*	20.0
Chloromethane	Ave	0.6560	0.6817	0.1000	26.0	25.0	3.9	20.0
Vinyl chloride	Ave	0.5753	0.6718	0.1000	29.2	25.0	16.8	20.0
Bromomethane	Ave	0.3992	0.4261	0.1000	26.7	25.0	6.7	20.0
Chloroethane	Ave	0.3898	0.4322	0.1000	27.7	25.0	10.9	20.0
Trichlorofluoromethane	Ave	0.7522	0.8520	0.1000	28.3	25.0	13.3	20.0
Acrolein	Ave	0.0368	0.0406		552	500	10.3	20.0
1,1,2-Trichloro-1,2,2-trifluoroethane	Ave	0.4685	0.5556	0.1000	29.7	25.0	18.6	20.0
1,1-Dichloroethene	Ave	0.4447	0.5012	0.1000	28.2	25.0	12.7	20.0
Acetone	Ave	0.1714	0.1889	0.1000	138	125	10.2	20.0
Iodomethane	Ave	0.6721	0.7238		26.9	25.0	7.7	20.0
Carbon disulfide	Ave	1.558	1.782	0.1000	28.6	25.0	14.3	20.0
Methyl acetate	Ave	0.5761	0.5666	0.1000	24.6	25.0	-1.6	20.0
Acetonitrile	Ave	0.0403	0.0437		1090	1000	8.6	20.0
Methylene Chloride	Ave	0.5522	0.5546	0.1000	25.1	25.0	0.4	20.0
Methyl tert-butyl ether	Ave	1.558	1.651	0.1000	26.5	25.0	6.0	20.0
trans-1,2-Dichloroethene	Ave	0.5170	0.5486	0.1000	26.5	25.0	6.1	20.0
Acrylonitrile	Ave	0.1999	0.2085		130	125	4.3	20.0
Vinyl acetate	Ave	1.042	1.060		127	125	1.8	20.0
1,1-Dichloroethane	Ave	0.9765	0.997	0.2000	25.5	25.0	2.1	20.0
2-Butanone (MEK)	Ave	0.2545	0.2527	0.1000	124	125	-0.7	20.0
2,2-Dichloropropane	Ave	0.8104	0.8771		27.1	25.0	8.2	20.0
cis-1,2-Dichloroethene	Ave	0.5730	0.5900	0.1000	25.7	25.0	3.0	20.0
Chlorobromomethane	Ave	0.2751	0.2913		26.5	25.0	5.9	20.0
Chloroform	Ave	0.9461	0.9687	0.2000	25.6	25.0	2.4	20.0
Tetrahydrofuran	Ave	0.1762	0.1702		121	125	-3.4	20.0
1,1,1-Trichloroethane	Ave	0.7902	0.8465	0.1000	26.8	25.0	7.1	20.0
Cyclohexane	Ave	0.8599	0.9833	0.1000	28.6	25.0	14.4	20.0
1,1-Dichloropropene	Ave	0.6732	0.7217		26.8	25.0	7.2	20.0
Carbon tetrachloride	Ave	0.6685	0.7418	0.1000	27.7	25.0	11.0	20.0
Benzene	Ave	1.954	2.085	0.5000	26.7	25.0	6.7	20.0
1,2-Dichloroethane	Ave	0.8125	0.7687	0.1000	23.7	25.0	-5.4	20.0
Trichloroethene	Ave	0.4927	0.5099	0.2000	25.9	25.0	3.5	20.0
Methylcyclohexane	Ave	0.7903	0.9460	0.1000	29.9	25.0	19.7	20.0
1,2-Dichloropropane	Ave	0.5391	0.5478	0.1000	25.4	25.0	1.6	20.0
Dibromomethane	Ave	0.3408	0.3436	0.1000	25.2	25.0	0.8	20.0
Bromodichloromethane	Ave	0.6817	0.6989	0.2000	25.6	25.0	2.5	20.0
2-Chloroethyl vinyl ether	Ave	0.3441	0.3580		130	125	4.0	20.0
cis-1,3-Dichloropropene	Ave	0.7950	0.8123	0.2000	25.5	25.0	2.2	20.0
4-Methyl-2-pentanone (MIBK)	Ave	1.027	0.9247	0.1000	113	125	-10.0	20.0

FORM VII
GC/MS VOA CONTINUING CALIBRATION DATA

Lab Name: TestAmerica Buffalo Job No.: 480-47308-1

SDG No.:

Lab Sample ID: CCVIS 480-145571/2 Calibration Date: 10/17/2013 10:11

Instrument ID: HP5973C Calib Start Date: 09/27/2013 11:33

GC Column: ZB-624 (30) ID: 0.53(mm) Calib End Date: 09/27/2013 14:30

Lab File ID: C33198.D Conc. Units: ug/L Heated Purge: (Y/N) N

ANALYTE	CURVE TYPE	AVE RRF	RRF	MIN RRF	CALC AMOUNT	SPIKE AMOUNT	%D	MAX %D
Toluene	Ave	2.218	2.161	0.4000	24.4	25.0	-2.6	20.0
Ethyl methacrylate	Ave	1.114	1.078		24.2	25.0	-3.2	20.0
trans-1,3-Dichloropropene	Ave	1.352	1.271	0.1000	23.5	25.0	-5.9	20.0
1,1,2-Trichloroethane	Ave	0.6807	0.6306	0.1000	23.2	25.0	-7.4	20.0
2-Hexanone	Ave	0.6989	0.6356	0.1000	114	125	-9.1	20.0
Tetrachloroethene	Ave	0.9299	0.9273	0.2000	24.9	25.0	-0.3	20.0
1,3-Dichloropropane	Ave	1.451	1.324		22.8	25.0	-8.7	20.0
Dibromochloromethane	Ave	0.8823	0.8570	0.1000	24.3	25.0	-2.9	20.0
1,2-Dibromoethane	Ave	0.8160	0.7546		23.1	25.0	-7.5	20.0
Chlorobenzene	Ave	2.475	2.361	0.5000	23.8	25.0	-4.6	20.0
Ethylbenzene	Ave	4.339	4.161	0.1000	24.0	25.0	-4.1	20.0
1,1,1,2-Tetrachloroethane	Ave	0.8863	0.8763		24.7	25.0	-1.1	20.0
m-Xylene & p-Xylene	Ave	1.573	1.547	0.1000	49.2	50.0	-1.6	20.0
o-Xylene	Ave	1.558	1.487	0.3000	23.9	25.0	-4.5	20.0
Styrene	Ave	2.537	2.374	0.3000	23.4	25.0	-6.4	50.0
Isopropylbenzene	Ave	4.519	4.197	0.1000	23.2	25.0	-7.1	20.0
Bromoform	Ave	0.5379	0.5474	0.1000	25.4	25.0	1.8	20.0
1,1,2,2-Tetrachloroethane	Ave	1.244	1.092	0.3000	22.0	25.0	-12.2	20.0
trans-1,4-Dichloro-2-butene	Lin		0.2639		123	125	-1.3	20.0
N-Propylbenzene	Ave	5.559	5.271		23.7	25.0	-5.2	20.0
1,2,3-Trichloropropane	Ave	0.3750	0.3296		22.0	25.0	-12.1	20.0
Bromobenzene	Ave	1.158	1.071		23.1	25.0	-7.4	20.0
1,3,5-Trimethylbenzene	Ave	3.864	3.591		23.2	25.0	-7.1	20.0
2-Chlorotoluene	Ave	1.119	1.046		23.4	25.0	-6.5	20.0
4-Chlorotoluene	Ave	1.160	1.074		23.1	25.0	-7.4	20.0
tert-Butylbenzene	Ave	0.7908	0.7340		23.2	25.0	-7.2	50.0
1,2,4-Trimethylbenzene	Ave	3.850	3.528		22.9	25.0	-8.4	20.0
sec-Butylbenzene	Ave	4.816	4.489		23.3	25.0	-6.8	20.0
4-Isopropyltoluene	Ave	4.180	3.856		23.1	25.0	-7.8	20.0
1,3-Dichlorobenzene	Ave	2.244	2.066	0.6000	23.0	25.0	-7.9	20.0
1,4-Dichlorobenzene	Ave	2.268	2.066	0.5000	22.8	25.0	-8.9	20.0
n-Butylbenzene	Ave	3.925	3.626		23.1	25.0	-7.6	20.0
1,2-Dichlorobenzene	Ave	2.169	1.974	0.4000	22.8	25.0	-9.0	20.0
1,2-Dibromo-3-Chloropropane	Lin1		0.2082	0.0500	19.5	25.0	-22.1*	20.0
1,2,4-Trichlorobenzene	Ave	1.783	1.624	0.2000	22.8	25.0	-8.9	20.0
Hexachlorobutadiene	Ave	0.7568	0.7604		25.1	25.0	0.5	20.0
Naphthalene	Ave	4.179	3.770		22.6	25.0	-9.8	20.0
1,2,3-Trichlorobenzene	Ave	1.681	1.561		23.2	25.0	-7.1	20.0
1,2-Dichloroethane-d4 (Surr)	Ave	0.2159	0.2387		27.6	25.0	10.6	20.0
Toluene-d8 (Surr)	Ave	2.256	2.348		26.0	25.0	4.0	20.0
4-Bromofluorobenzene (Surr)	Ave	0.7002	0.7160		25.6	25.0	2.2	20.0

TestAmerica Buffalo
Target Compound Quantitation Report

Data File: \\Bufchrom\ChromData\HP5973C\20131017-26311.b\C33198.D
Lims ID: CCVIS Lab Sample ID:
Client ID:
Sample Type: CCVIS
Inject. Date: 17-Oct-2013 10:11:30 ALS Bottle#: 22 Worklist Smp#: 2
Purge Vol: 5.000 mL Dil. Factor: 1.0000
Sample Info: CCVIS
Misc. Info.: 480-0026311-002
Operator ID: LH Instrument ID: HP5973C
Sublist: chrom-C-8260*sub1

Method: \\Bufchrom\ChromData\HP5973C\20131017-26311.b\C-8260.m
Limit Group: MV - 8260C ICAL
Last Update: 17-Oct-2013 10:28:32 Calib Date: 27-Sep-2013 14:30:30
Integrator: RTE ID Type: Deconvolution ID
Quant Method: Internal Standard Quant By: Initial Calibration
Last ICal File: \\Bufchrom\ChromData\HP5973C\20130927-25664.b\C32573.D

Column 1 : ZB-624 (0.25 mm) Detector MS SCAN
Process Host: XAWRK048

First Level Reviewer: HillL Date: 17-Oct-2013 10:28:32

Compound	Sig	RT (min.)	Adj RT (min.)	Dlt RT (min.)	Q	Response	On-Col Amt ug/L	Flags
* 1 1,4-Difluorobenzene	114	9.417	9.417	0.0	95	339035	25.0	
* 2 Chlorobenzene-d5	82	11.788	11.788	0.0	87	199276	25.0	
* 3 1,4-Dichlorobenzene-d4	152	13.804	13.804	0.0	96	188289	25.0	
$ 4 1,2-Dichloroethane-d4 (Surr)	67	9.156	9.156	0.0	0	80928	27.6	
$ 5 Toluene-d8 (Surr)	98	10.602	10.602	0.0	93	467830	26.0	
$ 6 4-Bromofluorobenzene (Surr)	174	12.737	12.737	0.0	85	142680	25.6	
10 Dichlorodifluoromethane	85	4.448	4.448	0.0	86	188210	31.0	
12 Chloromethane	50	4.851	4.851	0.0	89	231133	26.0	
13 Vinyl chloride	62	5.088	5.088	0.0	83	227774	29.2	
14 Bromomethane	94	5.681	5.681	0.0	92	144463	26.7	
15 Chloroethane	64	5.823	5.823	0.0	94	146544	27.7	
17 Trichlorofluoromethane	101	6.179	6.179	0.0	84	288840	28.3	
20 Acrolein	56	6.737	6.737	0.0	99	275306	551.6	
21 1,1,2-Trichloro-1,2,2-trifluoroe	101	6.748	6.748	0.0	86	188383	29.7	
22 1,1-Dichloroethene	96	6.820	6.820	0.0	88	169908	28.2	
23 Acetone	43	6.891	6.891	0.0	99	320179	137.7	
25 Iodomethane	142	7.057	7.057	0.0	99	245380	26.9	
26 Carbon disulfide	76	7.140	7.140	0.0	100	604090	28.6	
27 Methyl acetate	43	7.175	7.175	0.0	98	192104	24.6	
29 Acetonitrile	40	7.235	7.235	0.0	100	592782	1085.5	
30 Methylene Chloride	84	7.341	7.341	0.0	89	188012	25.1	
32 Methyl tert-butyl ether	73	7.519	7.519	0.0	91	559706	26.5	
34 trans-1,2-Dichloroethene	96	7.578	7.578	0.0	93	185977	26.5	
33 Acrylonitrile	53	7.590	7.590	0.0	97	353398	130.3	
37 Vinyl acetate	43	7.922	7.922	0.0	97	1797225	127.2	
39 1,1-Dichloroethane	63	7.982	7.982	0.0	85	338122	25.5	
43 2-Butanone (MEK)	43	8.444	8.444	0.0	99	428281	124.1	
44 2,2-Dichloropropane	77	8.468	8.468	0.0	86	297361	27.1	
45 cis-1,2-Dichloroethene	96	8.480	8.480	0.0	73	200018	25.7	
48 Chlorobromomethane	128	8.705	8.705	0.0	92	98746	26.5	

Compound	Sig	RT (min.)	Adj RT (min.)	Dlt RT (min.)	Q	Response	On-Col Amt ug/L	Flags
49 Tetrahydrofuran	42	8.717	8.717	0.0	87	288574	120.8	
50 Chloroform	83	8.717	8.717	0.0	81	328414	25.6	
51 1,1,1-Trichloroethane	97	8.895	8.895	0.0	93	286997	26.8	
52 Cyclohexane	56	8.918	8.918	0.0	93	333375	28.6	
54 1,1-Dichloropropene	75	9.002	9.002	0.0	92	244695	26.8	
55 Carbon tetrachloride	117	9.025	9.025	0.0	80	251483	27.7	
57 Benzene	78	9.191	9.191	0.0	98	706942	26.7	
58 1,2-Dichloroethane	62	9.215	9.215	0.0	83	260607	23.7	
62 Trichloroethene	95	9.666	9.666	0.0	93	172881	25.9	
64 Methylcyclohexane	83	9.808	9.808	0.0	92	320740	29.9	
65 1,2-Dichloropropane	63	9.879	9.879	0.0	92	185724	25.4	
67 Dibromomethane	93	10.009	10.009	0.0	87	116481	25.2	
68 Dichlorobromomethane	83	10.081	10.081	0.0	88	236953	25.6	
69 2-Chloroethyl vinyl ether	63	10.199	10.199	0.0	91	606858	130.1	
72 cis-1,3-Dichloropropene	75	10.401	10.401	0.0	89	275407	25.5	
73 4-Methyl-2-pentanone (MIBK)	43	10.436	10.436	0.0	97	921359	112.5	
74 Toluene	92	10.662	10.662	0.0	96	430564	24.4	
75 Ethyl methacrylate	69	10.733	10.733	0.0	90	214856	24.2	
77 trans-1,3-Dichloropropene	75	10.816	10.816	0.0	91	253372	23.5	
79 1,1,2-Trichloroethane	83	10.994	10.994	0.0	87	125654	23.2	
80 2-Hexanone	43	11.077	11.077	0.0	97	633264	113.7	
81 Tetrachloroethene	166	11.112	11.112	0.0	91	184796	24.9	
82 1,3-Dichloropropane	76	11.136	11.136	0.0	88	263882	22.8	
83 Chlorodibromomethane	129	11.361	11.361	0.0	87	170769	24.3	
84 Ethylene Dibromide	107	11.492	11.492	0.0	97	150363	23.1	
87 Chlorobenzene	112	11.824	11.824	0.0	87	470431	23.8	
88 Ethylbenzene	91	11.824	11.824	0.0	94	829206	24.0	
89 1,1,1,2-Tetrachloroethane	131	11.859	11.859	0.0	72	174619	24.7	
90 m-Xylene & p-Xylene	106	11.895	11.895	0.0	0	616671	49.2	
91 o-Xylene	106	12.251	12.251	0.0	93	296387	23.9	
92 Styrene	104	12.263	12.263	0.0	88	473016	23.4	
94 Isopropylbenzene	105	12.523	12.523	0.0	96	790285	23.2	
95 Bromoform	173	12.547	12.547	0.0	94	109077	25.4	
97 1,1,2,2-Tetrachloroethane	83	12.820	12.820	0.0	88	205702	22.0	
98 trans-1,4-Dichloro-2-butene	53	12.844	12.844	0.0	92	248465	123.4	
99 N-Propylbenzene	91	12.867	12.867	0.0	99	992466	23.7	
100 1,2,3-Trichloropropane	110	12.903	12.903	0.0	78	62066	22.0	
101 Bromobenzene	156	12.927	12.927	0.0	76	201742	23.1	
102 1,3,5-Trimethylbenzene	105	12.986	12.986	0.0	85	676186	23.2	
103 2-Chlorotoluene	126	13.045	13.045	0.0	96	197042	23.4	
105 4-Chlorotoluene	126	13.128	13.128	0.0	99	202278	23.1	
106 tert-Butylbenzene	134	13.318	13.318	0.0	92	138207	23.2	
107 1,2,4-Trimethylbenzene	105	13.354	13.354	0.0	99	664213	22.9	
109 sec-Butylbenzene	105	13.520	13.520	0.0	95	845137	23.3	
110 4-Isopropyltoluene	119	13.614	13.614	0.0	96	726078	23.1	
111 1,3-Dichlorobenzene	146	13.757	13.757	0.0	96	388921	23.0	
113 1,4-Dichlorobenzene	146	13.840	13.840	0.0	92	389073	22.8	
115 n-Butylbenzene	91	14.030	14.030	0.0	97	682752	23.1	
116 1,2-Dichlorobenzene	146	14.255	14.255	0.0	95	371703	22.8	
117 1,2-Dibromo-3-Chloropropane	75	15.144	15.144	0.0	63	39197	19.5	
119 1,2,4-Trichlorobenzene	180	16.176	16.176	0.0	93	305825	22.8	
120 Hexachlorobutadiene	225	16.271	16.271	0.0	93	143173	25.1	

Report Date: 17-Oct-2013 10:28:34 Chrom Revision: 2.1 30-Sep-2013 13:45:28
Data File: \\Bufchrom\ChromData\HP5973C\20131017-26311.b\C33198.D

Compound	Sig	RT (min.)	Adj RT (min.)	Dlt RT (min.)	Q	Response	On-Col Amt ug/L	Flags
121 Naphthalene	128	16.615	16.615	0.0	97	709792	22.6	
122 1,2,3-Trichlorobenzene	180	16.982	16.982	0.0	93	293949	23.2	
S 125 1,2-Dichloroethene, Total	1				0		52.3	
S 126 1,3-Dichloropropene, Total	1				0		49.1	
S 123 Total BTEX	1				0		148.1	
S 124 Xylenes, Total	1				0		73.1	

Report Date: 17-Oct-2013 10:28:34 Chrom Revision: 2.1 30-Sep-2013 13:45:28

TestAmerica Buffalo

Data File: \\Bufchrom\ChromData\HP5973C\20131017-26311.b\C33198.D

Injection Date:	17-Oct-2013 10:11:30	Instrument ID:	HP5973C	Operator ID:	LH
Lims ID:	CCVIS	Lab Sample ID:		Worklist Smp#:	2
Client ID:					
Purge Vol:	5.000 mL	Dil. Factor:	1.0000	ALS Bottle#:	22
Method:	C-8260	Limit Group:	MV - 8260C ICAL		

Column: ZB-624 (0.25 mm)

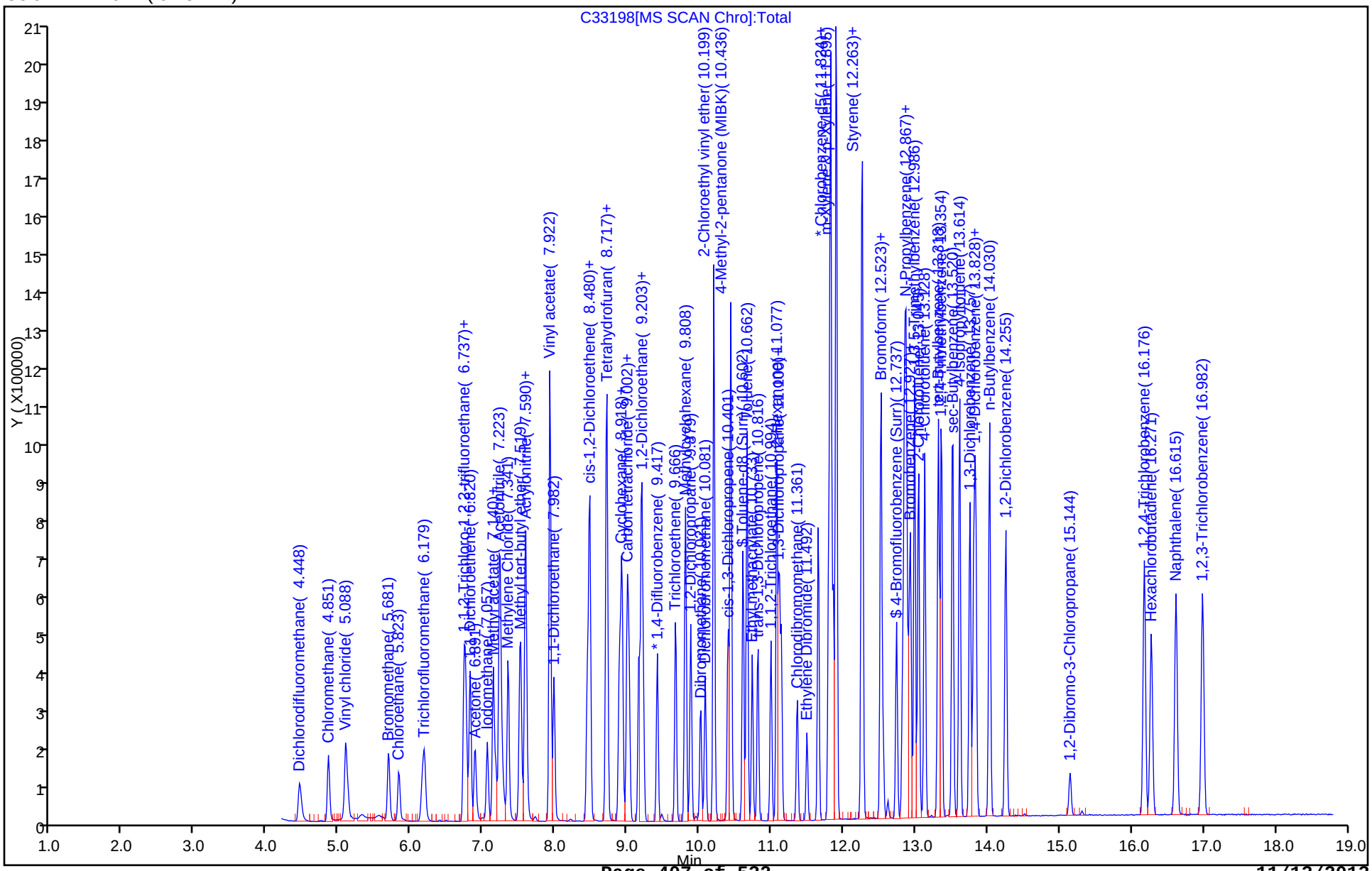

FORM VII
GC/MS VOA CONTINUING CALIBRATION DATA

Lab Name: TestAmerica Buffalo Job No.: 480-47308-1

SDG No.:

Lab Sample ID: CCVIS 480-145143/2 Calibration Date: 10/15/2013 21:05

Instrument ID: HP5973P Calib Start Date: 09/30/2013 14:14

GC Column: ZB-624 (60) ID: 0.25(mm) Calib End Date: 09/30/2013 21:42

Lab File ID: P2733.D Conc. Units: ug/L Heated Purge: (Y/N) N

ANALYTE	CURVE TYPE	AVE RRF	RRF	MIN RRF	CALC AMOUNT	SPIKE AMOUNT	%D	MAX %D
Dichlorodifluoromethane	Ave	0.4277	0.5753	0.1000	33.6	25.0	34.5*	20.0
Chloromethane	Ave	0.3669	0.4316	0.1000	29.4	25.0	17.6	20.0
Vinyl chloride	Ave	0.4134	0.4771	0.1000	28.8	25.0	15.4	20.0
Bromomethane	Ave	0.3492	0.4001	0.1000	28.6	25.0	14.6	20.0
Chloroethane	Ave	0.2223	0.2520	0.1000	28.3	25.0	13.4	20.0
Trichlorofluoromethane	Ave	0.8137	0.9266	0.1000	28.5	25.0	13.9	20.0
Acrolein	Ave	0.0347	0.0240		346	500	-30.7*	20.0
1,1,2-Trichloro-1,2,2-trifluoroethane	Ave	0.5277	0.4182	0.1000	19.8	25.0	-20.7*	20.0
1,1-Dichloroethene	Ave	0.4175	0.4665	0.1000	27.9	25.0	11.7	20.0
Acetone	Ave	0.1874	0.1695	0.1000	113	125	-9.6	20.0
Iodomethane	Ave	0.7519	0.6833		22.7	25.0	-9.1	20.0
Carbon disulfide	Ave	1.435	1.082	0.1000	18.8	25.0	-24.6*	20.0
Methyl acetate	Ave	0.5370	0.4755	0.1000	22.1	25.0	-11.5	20.0
Acetonitrile	Ave	0.0378	0.0309		817	1000	-18.3	20.0
Methylene Chloride	Ave	0.4917	0.4921	0.1000	25.0	25.0	0.0	20.0
Methyl tert-butyl ether	Ave	1.546	1.473	0.1000	23.8	25.0	-4.7	20.0
trans-1,2-Dichloroethene	Ave	0.4554	0.4851	0.1000	26.6	25.0	6.5	20.0
Acrylonitrile	Ave	0.1866	0.1698		114	125	-9.0	20.0
Vinyl acetate	Ave	0.8438	0.7891		117	125	-6.5	20.0
1,1-Dichloroethane	Ave	0.8009	0.8066	0.2000	25.2	25.0	0.7	20.0
2-Butanone (MEK)	Ave	0.2584	0.2349	0.1000	114	125	-9.1	20.0
2,2-Dichloropropane	Ave	0.7238	0.8090		27.9	25.0	11.8	20.0
cis-1,2-Dichloroethene	Ave	0.4973	0.5205	0.1000	26.2	25.0	4.7	20.0
Chlorobromomethane	Ave	0.2905	0.3116		26.8	25.0	7.3	20.0
Tetrahydrofuran	Ave	0.1680	0.1448		108	125	-13.8	20.0
Chloroform	Ave	0.9107	0.9342	0.2000	25.6	25.0	2.6	20.0
1,1,1-Trichloroethane	Ave	0.8092	0.8953	0.1000	27.7	25.0	10.6	20.0
Cyclohexane	Ave	0.6104	0.5050	0.1000	20.7	25.0	-17.3	20.0
1,1-Dichloropropene	Ave	0.6094	0.6551		26.9	25.0	7.5	20.0
Carbon tetrachloride	Ave	0.7302	0.8377	0.1000	28.7	25.0	14.7	20.0
Benzene	Ave	1.749	1.731	0.5000	24.7	25.0	-1.0	20.0
1,2-Dichloroethane	Ave	0.7477	0.7642	0.1000	25.6	25.0	2.2	20.0
Trichloroethene	Ave	0.4497	0.4800	0.2000	26.7	25.0	6.7	20.0
Methylcyclohexane	Ave	0.6908	0.6224	0.1000	22.5	25.0	-9.9	20.0
1,2-Dichloropropane	Ave	0.4106	0.3984	0.1000	24.3	25.0	-3.0	20.0
Dibromomethane	Ave	0.3389	0.3537	0.1000	26.1	25.0	4.3	20.0
Bromodichloromethane	Ave	0.6511	0.6920	0.2000	26.6	25.0	6.3	20.0
2-Chloroethyl vinyl ether	Ave	0.2931	0.2818		120	125	-3.9	20.0
cis-1,3-Dichloropropene	Ave	0.7304	0.7656	0.2000	26.2	25.0	4.8	20.0
4-Methyl-2-pentanone (MIBK)	Ave	0.9506	0.8641	0.1000	114	125	-9.1	20.0

FORM VII
GC/MS VOA CONTINUING CALIBRATION DATA

Lab Name: TestAmerica Buffalo Job No.: 480-47308-1

SDG No.:

Lab Sample ID: CCVIS 480-145143/2 Calibration Date: 10/15/2013 21:05

Instrument ID: HP5973P Calib Start Date: 09/30/2013 14:14

GC Column: ZB-624 (60) ID: 0.25(mm) Calib End Date: 09/30/2013 21:42

Lab File ID: P2733.D Conc. Units: ug/L Heated Purge: (Y/N) N

ANALYTE	CURVE TYPE	AVE RRF	RRF	MIN RRF	CALC AMOUNT	SPIKE AMOUNT	%D	MAX %D
Toluene	Ave	2.089	2.094	0.4000	25.1	25.0	0.3	20.0
trans-1,3-Dichloropropene	Ave	1.345	1.406	0.1000	26.1	25.0	4.6	20.0
Ethyl methacrylate	Lin1		1.078		21.5	25.0	-13.8	20.0
1,1,2-Trichloroethane	Ave	0.6763	0.6582	0.1000	24.3	25.0	-2.7	20.0
Tetrachloroethene	Ave	0.9879	1.083	0.2000	27.4	25.0	9.6	20.0
1,3-Dichloropropane	Ave	1.417	1.377		24.3	25.0	-2.8	20.0
2-Hexanone	Ave	0.7008	0.6552	0.1000	117	125	-6.5	20.0
Dibromochloromethane	Ave	1.053	1.148	0.1000	27.3	25.0	9.0	20.0
1,2-Dibromoethane	Ave	0.9797	1.001		25.5	25.0	2.1	20.0
Chlorobenzene	Ave	2.551	2.572	0.5000	25.2	25.0	0.8	20.0
Ethylbenzene	Ave	3.955	4.138	0.1000	26.2	25.0	4.6	20.0
1,1,1,2-Tetrachloroethane	Ave	0.9394	1.022		27.2	25.0	8.8	20.0
m-Xylene & p-Xylene	Ave	1.576	1.661	0.1000	52.7	50.0	5.4	20.0
o-Xylene	Ave	1.505	1.628	0.3000	27.0	25.0	8.1	20.0
Styrene	Ave	2.527	2.751	0.3000	27.2	25.0	8.9	50.0
Bromoform	Lin1		0.8077	0.1000	24.2	25.0	-3.1	20.0
Isopropylbenzene	Ave	3.342	3.378	0.1000	25.3	25.0	1.1	20.0
1,1,2,2-Tetrachloroethane	Ave	1.122	0.9829	0.3000	21.9	25.0	-12.4	20.0
Bromobenzene	Ave	1.023	1.007		24.6	25.0	-1.5	20.0
trans-1,4-Dichloro-2-butene	Ave	0.2309	0.1443		78.1	125	-37.5*	20.0
1,2,3-Trichloropropane	Ave	0.3682	0.3437		23.3	25.0	-6.6	20.0
N-Propylbenzene	Ave	4.205	3.851		22.9	25.0	-8.4	20.0
2-Chlorotoluene	Ave	0.9033	0.8918		24.7	25.0	-1.3	20.0
1,3,5-Trimethylbenzene	Ave	3.048	2.995		24.6	25.0	-1.7	20.0
4-Chlorotoluene	Ave	0.9647	0.9279		24.0	25.0	-3.8	20.0
tert-Butylbenzene	Ave	0.5645	0.5912		26.2	25.0	4.7	50.0
1,2,4-Trimethylbenzene	Ave	2.985	2.972		24.9	25.0	-0.5	20.0
sec-Butylbenzene	Ave	3.689	3.722		25.2	25.0	0.9	20.0
4-Isopropyltoluene	Ave	3.213	3.358		26.1	25.0	4.5	20.0
1,3-Dichlorobenzene	Ave	2.036	1.962	0.6000	24.1	25.0	-3.6	20.0
1,4-Dichlorobenzene	Ave	2.091	1.984	0.5000	23.7	25.0	-5.1	20.0
n-Butylbenzene	Ave	2.715	2.781		25.6	25.0	2.4	20.0
1,2-Dichlorobenzene	Ave	1.990	1.910	0.4000	24.0	25.0	-4.0	20.0
1,2-Dibromo-3-Chloropropane	Lin1		0.2349	0.0500	22.7	25.0	-9.1	20.0
1,2,4-Trichlorobenzene	Ave	1.288	1.347	0.2000	26.2	25.0	4.6	20.0
Hexachlorobutadiene	Ave	0.3723	0.4338		29.1	25.0	16.5	20.0
Naphthalene	Lin1		2.828		27.2	25.0	8.6	20.0
1,2,3-Trichlorobenzene	Ave	0.8071	0.9328		28.9	25.0	15.6	20.0
1,2-Dichloroethane-d4 (Surr)	Ave	0.2281	0.2193		24.0	25.0	-3.8	20.0
Toluene-d8 (Surr)	Ave	2.337	2.251		24.1	25.0	-3.7	20.0
4-Bromofluorobenzene (Surr)	Ave	0.8452	0.9046		26.8	25.0	7.0	20.0

TestAmerica Buffalo
Target Compound Quantitation Report

Data File: \\Bufchrom\ChromData\HP5973P\20131015-26241.b\P2733.D
Lims ID: CCVIS Lab Sample ID:
Client ID:
Sample Type: CCVIS
Inject. Date: 15-Oct-2013 21:05:30 ALS Bottle#: 1 Worklist Smp#: 2
Purge Vol: 5.000 mL Dil. Factor: 1.0000
Sample Info: CCVIS
Misc. Info.: 480-0026241-002 =480-0026241-002
Operator ID: CDC Instrument ID: HP5973P
Sublist: chrom-P-8260H2O*sub2

Method: \\Bufchrom\ChromData\HP5973P\20131015-26241.b\P-8260H2O.m
Limit Group: MV - 8260C ICAL
Last Update: 16-Oct-2013 03:14:14 Calib Date: 30-Sep-2013 22:31:30
Integrator: RTE ID Type: Deconvolution ID
Quant Method: Internal Standard Quant By: Initial Calibration
Last ICal File: \\Bufchrom\ChromData\HP5973P\20130930-25739.b\P2168.D

Column 1 : ZB-624 (0.25 mm) Detector MS SCAN
Process Host: XAWRK004

First Level Reviewer: cwiklinc Date: 15-Oct-2013 21:24:42

Compound	Sig	RT (min.)	Adj RT (min.)	Dlt RT (min.)	Q	Response	On-Col Amt ug/L	Flags
* 1 1,4-Difluorobenzene	114	7.819	7.819	0.0	91	161289	25.0	
* 2 Chlorobenzene-d5	82	11.567	11.567	0.0	74	91001	25.0	
* 3 1,4-Dichlorobenzene-d4	152	14.730	14.730	0.0	92	117059	25.0	
$ 4 1,2-Dichloroethane-d4 (Surr)	67	7.381	7.381	0.0	95	35373	24.0	
$ 5 Toluene-d8 (Surr)	98	9.626	9.626	0.0	82	204836	24.1	
$ 6 4-Bromofluorobenzene (Surr)	174	13.185	13.185	0.0	92	82319	26.8	
10 Dichlorodifluoromethane	85	2.678	2.678	0.0	82	92790	33.6	
11 Chloromethane	50	2.891	2.891	0.0	89	69607	29.4	
17 Vinyl chloride	62	3.074	3.074	0.0	83	76946	28.8	
12 Bromomethane	94	3.482	3.482	0.0	87	64530	28.6	
13 Chloroethane	64	3.579	3.579	0.0	89	40652	28.3	
14 Trichlorofluoromethane	101	3.926	3.926	0.0	82	149448	28.5	
22 Acrolein	56	4.382	4.382	0.0	90	77563	346.5	
16 1,1,2-Trichloro-1,2,2-trifluoroe	101	4.461	4.461	0.0	77	67457	19.8	
25 1,1-Dichloroethene	96	4.479	4.479	0.0	89	75241	27.9	
24 Acetone	43	4.546	4.546	0.0	95	136650	113.1	
18 Iodomethane	142	4.698	4.698	0.0	98	110208	22.7	
27 Carbon disulfide	76	4.771	4.771	0.0	98	174468	18.8	
30 Methyl acetate	43	4.875	4.875	0.0	94	76685	22.1	
29 Acetonitrile	40	4.899	4.899	0.0	99	199150	817.2	
31 Methylene Chloride	84	5.039	5.039	0.0	78	79376	25.0	
32 Methyl tert-butyl ether	73	5.270	5.270	0.0	87	237551	23.8	
35 trans-1,2-Dichloroethene	96	5.313	5.313	0.0	96	78240	26.6	
34 Acrylonitrile	53	5.319	5.319	0.0	95	136921	113.7	
38 Vinyl acetate	43	5.781	5.781	0.0	97	636396	116.9	
40 1,1-Dichloroethane	63	5.793	5.793	0.0	81	130090	25.2	
44 2-Butanone (MEK)	43	6.426	6.426	0.0	99	189404	113.6	
45 2,2-Dichloropropane	77	6.432	6.432	0.0	77	130474	27.9	
43 cis-1,2-Dichloroethene	96	6.444	6.444	0.0	69	83947	26.2	
50 Chlorobromomethane	128	6.730	6.730	0.0	77	50257	26.8	

Compound	Sig	RT (min.)	Adj RT (min.)	Dlt RT (min.)	Q	Response	On-Col Amt ug/L	Flags
51 Tetrahydrofuran	42	6.761	6.761	0.0	79	116749	107.7	
49 Chloroform	83	6.791	6.791	0.0	79	150668	25.6	
52 1,1,1-Trichloroethane	97	6.998	6.998	0.0	90	144405	27.7	
54 Cyclohexane	56	7.046	7.046	0.0	86	81458	20.7	
56 1,1-Dichloropropene	75	7.162	7.162	0.0	95	105663	26.9	
55 Carbon tetrachloride	117	7.174	7.174	0.0	79	135115	28.7	
57 Benzene	78	7.424	7.424	0.0	95	279209	24.7	
60 1,2-Dichloroethane	62	7.472	7.472	0.0	79	123260	25.6	
62 Trichloroethene	95	8.154	8.154	0.0	92	77419	26.7	
64 Methylcyclohexane	83	8.348	8.348	0.0	86	100391	22.5	
63 1,2-Dichloropropane	63	8.452	8.452	0.0	90	64258	24.3	
69 Dibromomethane	93	8.634	8.634	0.0	83	57043	26.1	
70 Dichlorobromomethane	83	8.786	8.786	0.0	92	111611	26.6	
71 2-Chloroethyl vinyl ether	63	9.078	9.078	0.0	93	227247	120.2	
73 cis-1,3-Dichloropropene	75	9.310	9.310	0.0	87	123478	26.2	
75 4-Methyl-2-pentanone (MIBK)	43	9.450	9.450	0.0	95	393160	113.6	
76 Toluene	92	9.711	9.711	0.0	98	190539	25.1	
78 trans-1,3-Dichloropropene	75	10.009	10.009	0.0	93	127968	26.1	
77 Ethyl methacrylate	69	10.021	10.021	0.0	86	98128	21.5	
79 1,1,2-Trichloroethane	83	10.271	10.271	0.0	86	59899	24.3	
80 Tetrachloroethene	166	10.423	10.423	0.0	92	98517	27.4	
82 1,3-Dichloropropane	76	10.496	10.496	0.0	95	125344	24.3	
83 2-Hexanone	43	10.520	10.520	0.0	95	298107	116.9	
81 Chlorodibromomethane	129	10.824	10.824	0.0	85	104428	27.3	
85 Ethylene Dibromide	107	10.995	10.995	0.0	98	91061	25.5	
87 Chlorobenzene	112	11.603	11.603	0.0	94	234060	25.2	
89 Ethylbenzene	91	11.694	11.694	0.0	98	376552	26.2	
88 1,1,1,2-Tetrachloroethane	131	11.713	11.713	0.0	86	93047	27.2	
90 m-Xylene & p-Xylene	106	11.853	11.853	0.0	100	302259	52.7	
93 o-Xylene	106	12.424	12.424	0.0	95	148128	27.0	
94 Styrene	104	12.449	12.449	0.0	94	250338	27.2	
92 Bromoform	173	12.802	12.802	0.0	97	73505	24.2	
95 Isopropylbenzene	105	12.911	12.911	0.0	95	395427	25.3	
97 1,1,2,2-Tetrachloroethane	83	13.398	13.398	0.0	87	115059	21.9	
100 Bromobenzene	156	13.416	13.416	0.0	86	117898	24.6	
98 trans-1,4-Dichloro-2-butene	53	13.459	13.459	0.0	83	84475	78.1	
101 1,2,3-Trichloropropane	110	13.471	13.471	0.0	75	40237	23.3	
99 N-Propylbenzene	91	13.477	13.477	0.0	96	450777	22.9	
103 2-Chlorotoluene	126	13.647	13.647	0.0	97	104392	24.7	
102 1,3,5-Trimethylbenzene	105	13.696	13.696	0.0	79	350603	24.6	
105 4-Chlorotoluene	126	13.787	13.787	0.0	97	108621	24.0	
106 tert-Butylbenzene	134	14.140	14.140	0.0	85	69210	26.2	
107 1,2,4-Trimethylbenzene	105	14.213	14.213	0.0	96	347848	24.9	
109 sec-Butylbenzene	105	14.426	14.426	0.0	93	435735	25.2	
112 4-Isopropyltoluene	119	14.602	14.602	0.0	93	393037	26.1	
110 1,3-Dichlorobenzene	146	14.645	14.645	0.0	96	229698	24.1	
111 1,4-Dichlorobenzene	146	14.760	14.760	0.0	95	232232	23.7	
115 n-Butylbenzene	91	15.138	15.138	0.0	94	325518	25.6	
116 1,2-Dichlorobenzene	146	15.253	15.253	0.0	98	223593	24.0	
117 1,2-Dibromo-3-Chloropropane	75	16.245	16.245	0.0	76	27499	22.7	
119 1,2,4-Trichlorobenzene	180	17.188	17.188	0.0	93	157717	26.2	
120 Hexachlorobutadiene	225	17.328	17.328	0.0	93	69961	29.1	

Report Date: 16-Oct-2013 03:14:15 Chrom Revision: 2.1 30-Sep-2013 13:45:28
Data File: \\Bufchrom\ChromData\HP5973P\20131015-26241.b\P2733.D

Compound	Sig	RT (min.)	Adj RT (min.)	Dlt RT (min.)	Q	Response	On-Col Amt ug/L	Flags
121 Naphthalene	128	17.498	17.498	0.0	96	456051	27.2	
122 1,2,3-Trichlorobenzene	180	17.778	17.778	0.0	95	150457	28.9	
S 123 1,2-Dichloroethene, Total	1				0		52.8	
S 124 1,3-Dichloropropene, Total	1				0		52.3	
S 125 Total BTEX	1				0		155.7	
S 126 Xylenes, Total	1				0		79.7	

Report Date: 16-Oct-2013 03:14:15 Chrom Revision: 2.1 30-Sep-2013 13:45:28

TestAmerica Buffalo

Data File: \\Bufchrom\ChromData\HP5973P\20131015-26241.b\P2733.D

Injection Date:	15-Oct-2013 21:05:30	Instrument ID:	HP5973P	Operator ID:	CDC
Lims ID:	CCVIS	Lab Sample ID:		Worklist Smp#:	2
Client ID:					
Purge Vol:	5.000 mL	Dil. Factor:	1.0000	ALS Bottle#:	1
Method:	P-8260H2O	Limit Group:	MV - 8260C ICAL		

Column: ZB-624 (0.25 mm)

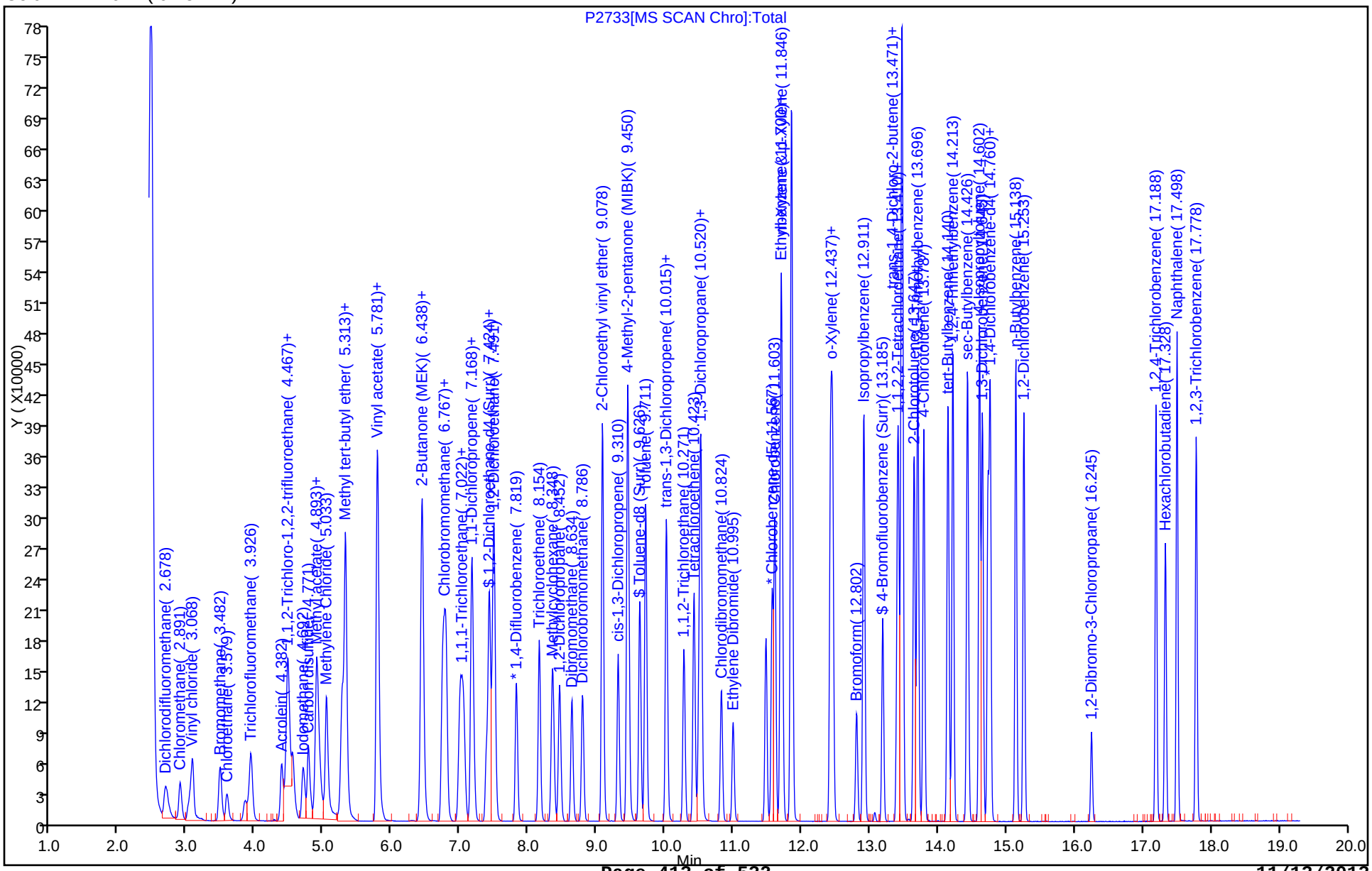

FORM VII
GC/MS VOA CONTINUING CALIBRATION DATA

Lab Name: TestAmerica Buffalo Job No.: 480-47308-1

SDG No.:

Lab Sample ID: CCVIS 480-145222/6 Calibration Date: 10/16/2013 09:19

Instrument ID: HP5973P Calib Start Date: 09/30/2013 14:14

GC Column: ZB-624 (60) ID: 0.25(mm) Calib End Date: 09/30/2013 21:42

Lab File ID: P2760.D Conc. Units: ug/L Heated Purge: (Y/N) N

ANALYTE	CURVE TYPE	AVE RRF	RRF	MIN RRF	CALC AMOUNT	SPIKE AMOUNT	%D	MAX %D
Dichlorodifluoromethane	Ave	0.4277	0.4078	0.1000	23.8	25.0	-4.7	20.0
Chloromethane	Ave	0.3669	0.3566	0.1000	24.3	25.0	-2.8	20.0
Vinyl chloride	Ave	0.4134	0.4095	0.1000	24.8	25.0	-0.9	20.0
Bromomethane	Ave	0.3492	0.3659	0.1000	26.2	25.0	4.8	20.0
Chloroethane	Ave	0.2223	0.2342	0.1000	26.3	25.0	5.4	20.0
Trichlorofluoromethane	Ave	0.8137	0.8244	0.1000	25.3	25.0	1.3	20.0
Acrolein	Ave	0.0347	0.0384		553	500	10.6	20.0
1,1,2-Trichloro-1,2,2-trifluoroethane	Ave	0.5277	0.5231	0.1000	24.8	25.0	-0.9	20.0
1,1-Dichloroethene	Ave	0.4175	0.4237	0.1000	25.4	25.0	1.5	20.0
Acetone	Ave	0.1874	0.1925	0.1000	128	125	2.7	20.0
Iodomethane	Ave	0.7519	0.7444		24.7	25.0	-1.0	20.0
Carbon disulfide	Ave	1.435	1.375	0.1000	23.9	25.0	-4.2	20.0
Methyl acetate	Ave	0.5370	0.5258	0.1000	24.5	25.0	-2.1	20.0
Acetonitrile	Ave	0.0378	0.0341		902	1000	-9.8	20.0
Methylene Chloride	Ave	0.4917	0.4671	0.1000	23.8	25.0	-5.0	20.0
Methyl tert-butyl ether	Ave	1.546	1.593	0.1000	25.8	25.0	3.1	20.0
trans-1,2-Dichloroethene	Ave	0.4554	0.4470	0.1000	24.5	25.0	-1.9	20.0
Acrylonitrile	Ave	0.1866	0.1808		121	125	-3.1	20.0
Vinyl acetate	Ave	0.8438	0.8292		123	125	-1.7	20.0
1,1-Dichloroethane	Ave	0.8009	0.7543	0.2000	23.5	25.0	-5.8	20.0
2-Butanone (MEK)	Ave	0.2584	0.2519	0.1000	122	125	-2.5	20.0
2,2-Dichloropropane	Ave	0.7238	0.7610		26.3	25.0	5.1	20.0
cis-1,2-Dichloroethene	Ave	0.4973	0.4901	0.1000	24.6	25.0	-1.5	20.0
Chlorobromomethane	Ave	0.2905	0.2928		25.2	25.0	0.8	20.0
Tetrahydrofuran	Ave	0.1680	0.1570		117	125	-6.5	20.0
Chloroform	Ave	0.9107	0.8811	0.2000	24.2	25.0	-3.2	20.0
1,1,1-Trichloroethane	Ave	0.8092	0.8209	0.1000	25.4	25.0	1.5	20.0
Cyclohexane	Ave	0.6104	0.5723	0.1000	23.4	25.0	-6.2	20.0
1,1-Dichloropropene	Ave	0.6094	0.5974		24.5	25.0	-2.0	20.0
Carbon tetrachloride	Ave	0.7302	0.7787	0.1000	26.7	25.0	6.6	20.0
Benzene	Ave	1.749	1.619	0.5000	23.1	25.0	-7.4	20.0
1,2-Dichloroethane	Ave	0.7477	0.7495	0.1000	25.1	25.0	0.2	20.0
Trichloroethene	Ave	0.4497	0.4436	0.2000	24.7	25.0	-1.4	20.0
Methylcyclohexane	Ave	0.6908	0.6811	0.1000	24.6	25.0	-1.4	20.0
1,2-Dichloropropane	Ave	0.4106	0.3783	0.1000	23.0	25.0	-7.9	20.0
Dibromomethane	Ave	0.3389	0.3398	0.1000	25.1	25.0	0.2	20.0
Bromodichloromethane	Ave	0.6511	0.6650	0.2000	25.5	25.0	2.1	20.0
2-Chloroethyl vinyl ether	Ave	0.2931	0.3089		132	125	5.4	20.0
cis-1,3-Dichloropropene	Ave	0.7304	0.7210	0.2000	24.7	25.0	-1.3	20.0
4-Methyl-2-pentanone (MIBK)	Ave	0.9506	0.8662	0.1000	114	125	-8.9	20.0

FORM VII
GC/MS VOA CONTINUING CALIBRATION DATA

Lab Name: TestAmerica Buffalo Job No.: 480-47308-1

SDG No.:

Lab Sample ID: CCVIS 480-145222/6 Calibration Date: 10/16/2013 09:19

Instrument ID: HP5973P Calib Start Date: 09/30/2013 14:14

GC Column: ZB-624 (60) ID: 0.25(mm) Calib End Date: 09/30/2013 21:42

Lab File ID: P2760.D Conc. Units: ug/L Heated Purge: (Y/N) N

ANALYTE	CURVE TYPE	AVE RRF	RRF	MIN RRF	CALC AMOUNT	SPIKE AMOUNT	%D	MAX %D
Toluene	Ave	2.089	1.873	0.4000	22.4	25.0	-10.3	20.0
trans-1,3-Dichloropropene	Ave	1.345	1.285	0.1000	23.9	25.0	-4.5	20.0
Ethyl methacrylate	Lin1		1.090		21.8	25.0	-12.9	20.0
1,1,2-Trichloroethane	Ave	0.6763	0.6111	0.1000	22.6	25.0	-9.6	20.0
Tetrachloroethene	Ave	0.9879	0.9470	0.2000	24.0	25.0	-4.1	20.0
1,3-Dichloropropane	Ave	1.417	1.281		22.6	25.0	-9.6	20.0
2-Hexanone	Ave	0.7008	0.6645	0.1000	119	125	-5.2	20.0
Dibromochloromethane	Ave	1.053	1.037	0.1000	24.6	25.0	-1.5	20.0
1,2-Dibromoethane	Ave	0.9797	0.9237		23.6	25.0	-5.7	20.0
Chlorobenzene	Ave	2.551	2.348	0.5000	23.0	25.0	-8.0	20.0
Ethylbenzene	Ave	3.955	3.738	0.1000	23.6	25.0	-5.5	20.0
1,1,1,2-Tetrachloroethane	Ave	0.9394	0.9220		24.5	25.0	-1.8	20.0
m-Xylene & p-Xylene	Ave	1.576	1.501	0.1000	47.6	50.0	-4.8	20.0
o-Xylene	Ave	1.505	1.471	0.3000	24.4	25.0	-2.3	20.0
Styrene	Ave	2.527	2.519	0.3000	24.9	25.0	-0.3	50.0
Bromoform	Lin1		0.7234	0.1000	21.8	25.0	-12.9	20.0
Isopropylbenzene	Ave	3.342	3.073	0.1000	23.0	25.0	-8.1	20.0
1,1,2,2-Tetrachloroethane	Ave	1.122	0.9320	0.3000	20.8	25.0	-16.9	20.0
Bromobenzene	Ave	1.023	0.9307		22.7	25.0	-9.0	20.0
trans-1,4-Dichloro-2-butene	Ave	0.2309	0.1197		64.8	125	-48.2*	20.0
1,2,3-Trichloropropane	Ave	0.3682	0.3275		22.2	25.0	-11.1	20.0
N-Propylbenzene	Ave	4.205	3.541		21.1	25.0	-15.8	20.0
2-Chlorotoluene	Ave	0.9033	0.8122		22.5	25.0	-10.1	20.0
1,3,5-Trimethylbenzene	Ave	3.048	2.749		22.5	25.0	-9.8	20.0
4-Chlorotoluene	Ave	0.9647	0.8614		22.3	25.0	-10.7	20.0
tert-Butylbenzene	Ave	0.5645	0.5315		23.5	25.0	-5.8	50.0
1,2,4-Trimethylbenzene	Ave	2.985	2.739		22.9	25.0	-8.2	20.0
sec-Butylbenzene	Ave	3.689	3.369		22.8	25.0	-8.7	20.0
4-Isopropyltoluene	Ave	3.213	3.054		23.8	25.0	-5.0	20.0
1,3-Dichlorobenzene	Ave	2.036	1.807	0.6000	22.2	25.0	-11.3	20.0
1,4-Dichlorobenzene	Ave	2.091	1.837	0.5000	22.0	25.0	-12.2	20.0
n-Butylbenzene	Ave	2.715	2.522		23.2	25.0	-7.1	20.0
1,2-Dichlorobenzene	Ave	1.990	1.773	0.4000	22.3	25.0	-10.9	20.0
1,2-Dibromo-3-Chloropropane	Lin1		0.2184	0.0500	21.2	25.0	-15.4	20.0
1,2,4-Trichlorobenzene	Ave	1.288	1.202	0.2000	23.3	25.0	-6.6	20.0
Hexachlorobutadiene	Ave	0.3723	0.3961		26.6	25.0	6.4	20.0
Naphthalene	Lin1		2.673		25.7	25.0	2.8	20.0
1,2,3-Trichlorobenzene	Ave	0.8071	0.8674		26.9	25.0	7.5	20.0
1,2-Dichloroethane-d4 (Surr)	Ave	0.2281	0.2343		25.7	25.0	2.7	20.0
Toluene-d8 (Surr)	Ave	2.337	2.213		23.7	25.0	-5.3	20.0
4-Bromofluorobenzene (Surr)	Ave	0.8452	0.8272		24.5	25.0	-2.1	20.0

TestAmerica Buffalo
Target Compound Quantitation Report

Data File: \\Bufchrom\ChromData\HP5973P\20131016-26252.b\P2760.D
Lims ID: CCVIS Lab Sample ID:
Client ID:
Sample Type: CCVIS
Inject. Date: 16-Oct-2013 09:19:30 ALS Bottle#: 24 Worklist Smp#: 6
Purge Vol: 5.000 mL Dil. Factor: 1.0000
Sample Info: CCVIS
Misc. Info.: 480-0026252-006 =480-0026252-006
Operator ID: PJQ Instrument ID: HP5973P
Sublist: chrom-P-8260H2O*sub2

Method: \\Bufchrom\ChromData\HP5973P\20131016-26252.b\P-8260H2O.m
Limit Group: MV - 8260C ICAL
Last Update: 16-Oct-2013 09:25:38 Calib Date: 30-Sep-2013 22:31:30
Integrator: RTE ID Type: Deconvolution ID
Quant Method: Internal Standard Quant By: Initial Calibration
Last ICal File: \\Bufchrom\ChromData\HP5973P\20130930-25739.b\P2168.D

Column 1 : ZB-624 (0.25 mm) Detector MS SCAN
Process Host: XAWRK010

First Level Reviewer: quirkp Date: 16-Oct-2013 09:25:38

Compound	Sig	RT (min.)	Adj RT (min.)	Dlt RT (min.)	Q	Response	On-Col Amt ug/L	Flags
* 1 1,4-Difluorobenzene	114	7.819	7.819	0.0	91	152061	25.0	
* 2 Chlorobenzene-d5	82	11.567	11.567	0.0	76	90815	25.0	
* 3 1,4-Dichlorobenzene-d4	152	14.730	14.730	0.0	92	114699	25.0	
$ 4 1,2-Dichloroethane-d4 (Surr)	67	7.381	7.381	0.0	93	35631	25.7	
$ 5 Toluene-d8 (Surr)	98	9.626	9.626	0.0	80	201005	23.7	
$ 6 4-Bromofluorobenzene (Surr)	174	13.185	13.185	0.0	90	75122	24.5	
10 Dichlorodifluoromethane	85	2.685	2.685	0.0	78	62015	23.8	
11 Chloromethane	50	2.885	2.885	0.0	89	54223	24.3	
17 Vinyl chloride	62	3.074	3.074	0.0	83	62273	24.8	
12 Bromomethane	94	3.475	3.475	0.0	87	55638	26.2	
13 Chloroethane	64	3.579	3.579	0.0	94	35618	26.3	
14 Trichlorofluoromethane	101	3.932	3.932	0.0	81	125359	25.3	
22 Acrolein	56	4.376	4.376	0.0	90	116688	552.9	
16 1,1,2-Trichloro-1,2,2-trifluoroe	101	4.461	4.461	0.0	76	79545	24.8	
25 1,1-Dichloroethene	96	4.479	4.479	0.0	88	64427	25.4	
24 Acetone	43	4.540	4.540	0.0	95	146322	128.4	
18 Iodomethane	142	4.698	4.698	0.0	98	113189	24.7	
27 Carbon disulfide	76	4.771	4.771	0.0	98	209081	23.9	
30 Methyl acetate	43	4.875	4.875	0.0	94	79949	24.5	
29 Acetonitrile	40	4.899	4.899	0.0	99	207315	902.3	
31 Methylene Chloride	84	5.033	5.033	0.0	78	71034	23.8	
32 Methyl tert-butyl ether	73	5.270	5.270	0.0	88	242225	25.8	
35 trans-1,2-Dichloroethene	96	5.313	5.313	0.0	94	67964	24.5	
34 Acrylonitrile	53	5.319	5.319	0.0	95	137490	121.1	
38 Vinyl acetate	43	5.781	5.781	0.0	97	630437	122.8	
40 1,1-Dichloroethane	63	5.793	5.793	0.0	82	114692	23.5	
44 2-Butanone (MEK)	43	6.426	6.426	0.0	98	191535	121.9	
45 2,2-Dichloropropane	77	6.432	6.432	0.0	56	115724	26.3	
43 cis-1,2-Dichloroethene	96	6.438	6.438	0.0	68	74524	24.6	
50 Chlorobromomethane	128	6.730	6.730	0.0	77	44523	25.2	

Compound	Sig	RT (min.)	Adj RT (min.)	Dlt RT (min.)	Q	Response	On-Col Amt ug/L	Flags
51 Tetrahydrofuran	42	6.761	6.761	0.0	80	119359	116.8	
49 Chloroform	83	6.785	6.785	0.0	69	133978	24.2	
52 1,1,1-Trichloroethane	97	6.992	6.992	0.0	89	124828	25.4	
54 Cyclohexane	56	7.046	7.046	0.0	88	87021	23.4	
56 1,1-Dichloropropene	75	7.162	7.162	0.0	94	90840	24.5	
55 Carbon tetrachloride	117	7.174	7.174	0.0	78	118409	26.7	
57 Benzene	78	7.424	7.424	0.0	95	246177	23.1	
60 1,2-Dichloroethane	62	7.466	7.466	0.0	93	113963	25.1	
62 Trichloroethene	95	8.154	8.154	0.0	90	67447	24.7	
64 Methylcyclohexane	83	8.354	8.354	0.0	86	103561	24.6	
63 1,2-Dichloropropane	63	8.452	8.452	0.0	88	57528	23.0	
69 Dibromomethane	93	8.628	8.628	0.0	84	51667	25.1	
70 Dichlorobromomethane	83	8.786	8.786	0.0	92	101123	25.5	
71 2-Chloroethyl vinyl ether	63	9.084	9.084	0.0	93	234864	131.7	
73 cis-1,3-Dichloropropene	75	9.310	9.310	0.0	83	109634	24.7	
75 4-Methyl-2-pentanone (MIBK)	43	9.449	9.449	0.0	95	393324	113.9	
76 Toluene	92	9.711	9.711	0.0	98	170071	22.4	
78 trans-1,3-Dichloropropene	75	10.015	10.015	0.0	93	116684	23.9	
77 Ethyl methacrylate	69	10.021	10.021	0.0	86	98955	21.8	
79 1,1,2-Trichloroethane	83	10.277	10.277	0.0	86	55498	22.6	
80 Tetrachloroethene	166	10.423	10.423	0.0	91	86000	24.0	
82 1,3-Dichloropropane	76	10.496	10.496	0.0	93	116373	22.6	
83 2-Hexanone	43	10.520	10.520	0.0	95	301711	118.5	
81 Chlorodibromomethane	129	10.824	10.824	0.0	84	94200	24.6	
85 Ethylene Dibromide	107	10.995	10.995	0.0	97	83885	23.6	
87 Chlorobenzene	112	11.603	11.603	0.0	94	213223	23.0	
89 Ethylbenzene	91	11.700	11.700	0.0	98	339454	23.6	
88 1,1,1,2-Tetrachloroethane	131	11.706	11.706	0.0	86	83732	24.5	
90 m-Xylene & p-Xylene	106	11.852	11.852	0.0	100	272570	47.6	
93 o-Xylene	106	12.424	12.424	0.0	95	133570	24.4	
94 Styrene	104	12.455	12.455	0.0	93	228765	24.9	
92 Bromoform	173	12.802	12.802	0.0	96	65699	21.8	
95 Isopropylbenzene	105	12.911	12.911	0.0	95	352414	23.0	
97 1,1,2,2-Tetrachloroethane	83	13.398	13.398	0.0	90	106900	20.8	
100 Bromobenzene	156	13.416	13.416	0.0	86	106753	22.7	
98 trans-1,4-Dichloro-2-butene	53	13.459	13.459	0.0	80	68628	64.8	
101 1,2,3-Trichloropropane	110	13.471	13.471	0.0	78	37563	22.2	
99 N-Propylbenzene	91	13.477	13.477	0.0	97	406135	21.1	
103 2-Chlorotoluene	126	13.647	13.647	0.0	97	93153	22.5	
102 1,3,5-Trimethylbenzene	105	13.702	13.702	0.0	81	315281	22.5	
105 4-Chlorotoluene	126	13.787	13.787	0.0	97	98797	22.3	
106 tert-Butylbenzene	134	14.146	14.146	0.0	85	60966	23.5	
107 1,2,4-Trimethylbenzene	105	14.213	14.213	0.0	96	314193	22.9	
109 sec-Butylbenzene	105	14.426	14.426	0.0	93	386443	22.8	
112 4-Isopropyltoluene	119	14.602	14.602	0.0	95	350275	23.8	
110 1,3-Dichlorobenzene	146	14.645	14.645	0.0	96	207204	22.2	
111 1,4-Dichlorobenzene	146	14.760	14.760	0.0	95	210647	22.0	
115 n-Butylbenzene	91	15.138	15.138	0.0	94	289224	23.2	
116 1,2-Dichlorobenzene	146	15.253	15.253	0.0	97	203342	22.3	
117 1,2-Dibromo-3-Chloropropane	75	16.245	16.245	0.0	73	25050	21.2	
119 1,2,4-Trichlorobenzene	180	17.194	17.194	0.0	93	137878	23.3	
120 Hexachlorobutadiene	225	17.328	17.328	0.0	91	60224	26.6	

Report Date: 16-Oct-2013 09:25:38 Chrom Revision: 2.1 30-Sep-2013 13:45:28
Data File: \\Bufchrom\ChromData\HP5973P\20131016-26252.b\P2760.D

Compound	Sig	RT (min.)	Adj RT (min.)	Dlt RT (min.)	Q	Response	On-Col Amt ug/L	Flags
121 Naphthalene	128	17.498	17.498	0.0	96	406494	25.7	
122 1,2,3-Trichlorobenzene	180	17.778	17.778	0.0	94	131897	26.9	
S 125 Total BTEX	1				0		141.2	
S 126 Xylenes, Total	1				0		72.0	
S 123 1,2-Dichloroethene, Total	1				0		49.2	
S 124 1,3-Dichloropropene, Total	1				0		48.6	

Report Date: 16-Oct-2013 09:25:38 Chrom Revision: 2.1 30-Sep-2013 13:45:28

TestAmerica Buffalo

Data File:	\\Bufchrom\ChromData\HP5973P\20131016-26252.b\P2760.D				
Injection Date:	16-Oct-2013 09:19:30	Instrument ID:	HP5973P	Operator ID:	PJQ
Lims ID:	CCVIS	Lab Sample ID:		Worklist Smp#:	6
Client ID:					
Purge Vol:	5.000 mL	Dil. Factor:	1.0000	ALS Bottle#:	24
Method:	P-8260H2O	Limit Group:	MV - 8260C ICAL		
Column: ZB-624 (0.25 mm)					

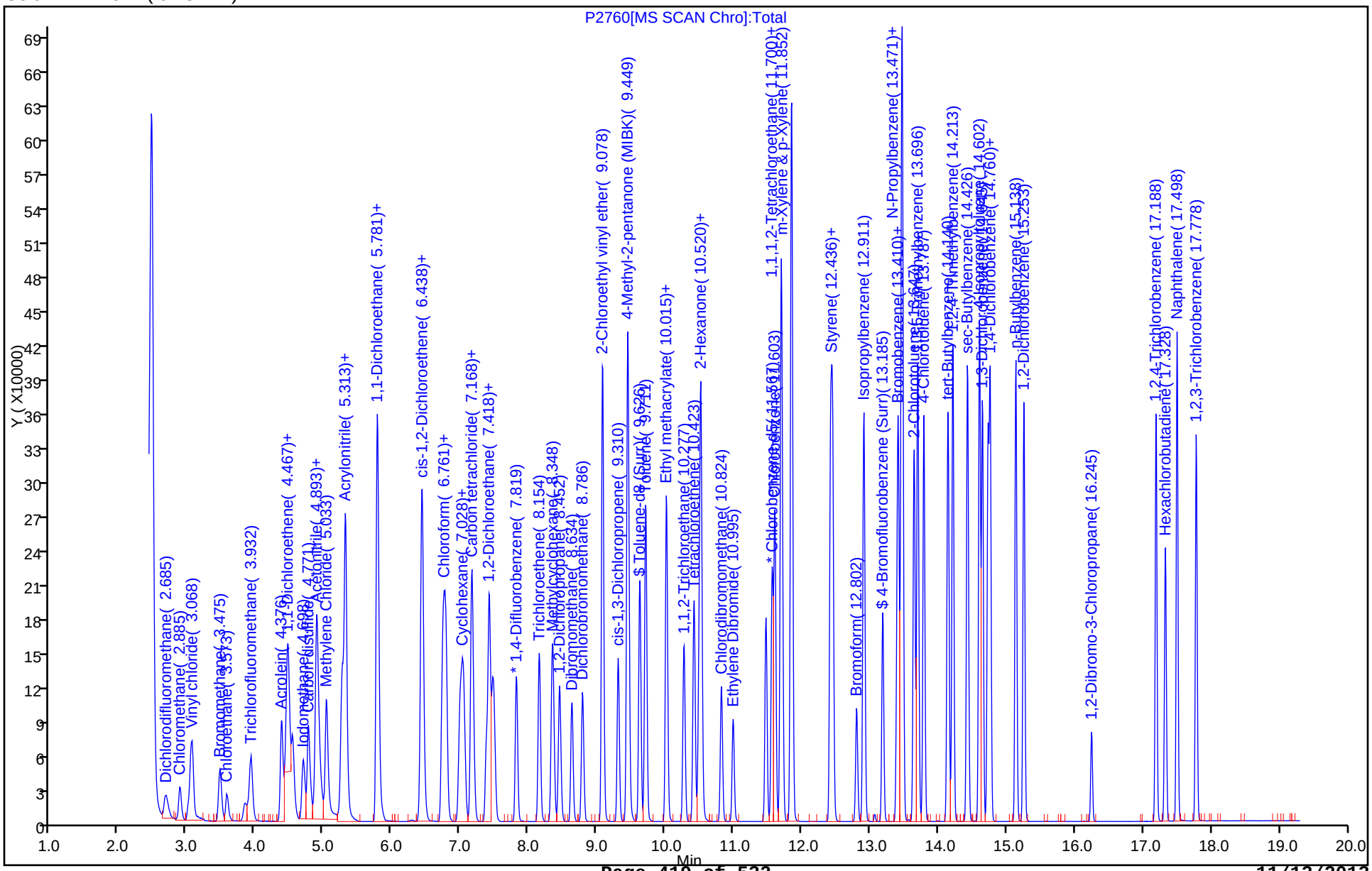

FORM VII
GC/MS VOA CONTINUING CALIBRATION DATA

Lab Name: TestAmerica Buffalo Job No.: 480-47308-1

SDG No.:

Lab Sample ID: CCVIS 480-145436/2 Calibration Date: 10/16/2013 20:31

Instrument ID: HP5973P Calib Start Date: 09/30/2013 14:14

GC Column: ZB-624 (60) ID: 0.25(mm) Calib End Date: 09/30/2013 21:42

Lab File ID: P2783.D Conc. Units: ug/L Heated Purge: (Y/N) N

ANALYTE	CURVE TYPE	AVE RRF	RRF	MIN RRF	CALC AMOUNT	SPIKE AMOUNT	%D	MAX %D
Dichlorodifluoromethane	Ave	0.4277	0.5846	0.1000	34.2	25.0	36.7*	20.0
Chloromethane	Ave	0.3669	0.4085	0.1000	27.8	25.0	11.3	20.0
Vinyl chloride	Ave	0.4134	0.4637	0.1000	28.0	25.0	12.2	20.0
Bromomethane	Ave	0.3492	0.4044	0.1000	28.9	25.0	15.8	20.0
Chloroethane	Ave	0.2223	0.2562	0.1000	28.8	25.0	15.3	20.0
Trichlorofluoromethane	Ave	0.8137	0.7592	0.1000	23.3	25.0	-6.7	20.0
Acrolein	Ave	0.0347	0.0843		1210	500	142.9*	20.0
1,1,2-Trichloro-1,2,2-trifluoroethane	Ave	0.5277	0.5289	0.1000	25.1	25.0	0.2	20.0
1,1-Dichloroethene	Ave	0.4175	0.4534	0.1000	27.1	25.0	8.6	20.0
Acetone	Ave	0.1874	0.1868	0.1000	125	125	-0.3	20.0
Iodomethane	Ave	0.7519	0.7968		26.5	25.0	6.0	20.0
Carbon disulfide	Ave	1.435	1.432	0.1000	24.9	25.0	-0.2	20.0
Methyl acetate	Ave	0.5370	0.5188	0.1000	24.2	25.0	-3.4	20.0
Acetonitrile	Ave	0.0378	0.0327		866	1000	-13.4	20.0
Methylene Chloride	Ave	0.4917	0.4880	0.1000	24.8	25.0	-0.8	20.0
Methyl tert-butyl ether	Ave	1.546	1.606	0.1000	26.0	25.0	3.9	20.0
trans-1,2-Dichloroethene	Ave	0.4554	0.4746	0.1000	26.1	25.0	4.2	20.0
Acrylonitrile	Ave	0.1866	0.1812		121	125	-2.9	20.0
Vinyl acetate	Ave	0.8438	0.8469		125	125	0.4	20.0
1,1-Dichloroethane	Ave	0.8009	0.7949	0.2000	24.8	25.0	-0.7	20.0
2-Butanone (MEK)	Ave	0.2584	0.2493	0.1000	121	125	-3.5	20.0
2,2-Dichloropropane	Ave	0.7238	0.8112		28.0	25.0	12.1	20.0
cis-1,2-Dichloroethene	Ave	0.4973	0.5163	0.1000	26.0	25.0	3.8	20.0
Chlorobromomethane	Ave	0.2905	0.3065		26.4	25.0	5.5	20.0
Tetrahydrofuran	Ave	0.1680	0.1554		116	125	-7.5	20.0
Chloroform	Ave	0.9107	0.9237	0.2000	25.4	25.0	1.4	20.0
1,1,1-Trichloroethane	Ave	0.8092	0.8824	0.1000	27.3	25.0	9.1	20.0
Cyclohexane	Ave	0.6104	0.5959	0.1000	24.4	25.0	-2.4	20.0
1,1-Dichloropropene	Ave	0.6094	0.6457		26.5	25.0	6.0	20.0
Carbon tetrachloride	Ave	0.7302	0.8406	0.1000	28.8	25.0	15.1	20.0
Benzene	Ave	1.749	1.695	0.5000	24.2	25.0	-3.1	20.0
1,2-Dichloroethane	Ave	0.7477	0.7618	0.1000	25.5	25.0	1.9	20.0
Trichloroethene	Ave	0.4497	0.4622	0.2000	25.7	25.0	2.8	20.0
Methylcyclohexane	Ave	0.6908	0.7228	0.1000	26.2	25.0	4.6	20.0
1,2-Dichloropropane	Ave	0.4106	0.3875	0.1000	23.6	25.0	-5.6	20.0
Dibromomethane	Ave	0.3389	0.3463	0.1000	25.5	25.0	2.2	20.0
Bromodichloromethane	Ave	0.6511	0.6794	0.2000	26.1	25.0	4.4	20.0
2-Chloroethyl vinyl ether	Ave	0.2931	0.3192		136	125	8.9	20.0
cis-1,3-Dichloropropene	Ave	0.7304	0.7619	0.2000	26.1	25.0	4.3	20.0
4-Methyl-2-pentanone (MIBK)	Ave	0.9506	0.8791	0.1000	116	125	-7.5	20.0

FORM VII
GC/MS VOA CONTINUING CALIBRATION DATA

Lab Name: TestAmerica Buffalo Job No.: 480-47308-1

SDG No.:

Lab Sample ID: CCVIS 480-145436/2 Calibration Date: 10/16/2013 20:31

Instrument ID: HP5973P Calib Start Date: 09/30/2013 14:14

GC Column: ZB-624 (60) ID: 0.25(mm) Calib End Date: 09/30/2013 21:42

Lab File ID: P2783.D Conc. Units: ug/L Heated Purge: (Y/N) N

ANALYTE	CURVE TYPE	AVE RRF	RRF	MIN RRF	CALC AMOUNT	SPIKE AMOUNT	%D	MAX %D
Toluene	Ave	2.089	1.935	0.4000	23.2	25.0	-7.4	20.0
trans-1,3-Dichloropropene	Ave	1.345	1.326	0.1000	24.6	25.0	-1.4	20.0
Ethyl methacrylate	Lin1		1.091		21.8	25.0	-12.8	20.0
1,1,2-Trichloroethane	Ave	0.6763	0.6187	0.1000	22.9	25.0	-8.5	20.0
Tetrachloroethene	Ave	0.9879	0.9930	0.2000	25.1	25.0	0.5	20.0
1,3-Dichloropropane	Ave	1.417	1.285		22.7	25.0	-9.3	20.0
2-Hexanone	Ave	0.7008	0.6669	0.1000	119	125	-4.8	20.0
Dibromochloromethane	Ave	1.053	1.083	0.1000	25.7	25.0	2.9	20.0
1,2-Dibromoethane	Ave	0.9797	0.9316		23.8	25.0	-4.9	20.0
Chlorobenzene	Ave	2.551	2.392	0.5000	23.4	25.0	-6.2	20.0
Ethylbenzene	Ave	3.955	3.878	0.1000	24.5	25.0	-1.9	20.0
1,1,1,2-Tetrachloroethane	Ave	0.9394	0.9612		25.6	25.0	2.3	20.0
m-Xylene & p-Xylene	Ave	1.576	1.563	0.1000	49.6	50.0	-0.8	20.0
o-Xylene	Ave	1.505	1.526	0.3000	25.4	25.0	1.4	20.0
Styrene	Ave	2.527	2.568	0.3000	25.4	25.0	1.6	50.0
Bromoform	Lin1		0.7721	0.1000	23.2	25.0	-7.2	20.0
Isopropylbenzene	Ave	3.342	3.172	0.1000	23.7	25.0	-5.1	20.0
1,1,2,2-Tetrachloroethane	Ave	1.122	0.9282	0.3000	20.7	25.0	-17.3	20.0
Bromobenzene	Ave	1.023	0.9352		22.9	25.0	-8.6	20.0
trans-1,4-Dichloro-2-butene	Ave	0.2309	0.2050		111	125	-11.2	20.0
1,2,3-Trichloropropane	Ave	0.3682	0.3228		21.9	25.0	-12.3	20.0
N-Propylbenzene	Ave	4.205	3.760		22.4	25.0	-10.6	20.0
2-Chlorotoluene	Ave	0.9033	0.8263		22.9	25.0	-8.5	20.0
1,3,5-Trimethylbenzene	Ave	3.048	2.799		23.0	25.0	-8.2	20.0
4-Chlorotoluene	Ave	0.9647	0.8636		22.4	25.0	-10.5	20.0
tert-Butylbenzene	Ave	0.5645	0.5497		24.3	25.0	-2.6	50.0
1,2,4-Trimethylbenzene	Ave	2.985	2.766		23.2	25.0	-7.3	20.0
sec-Butylbenzene	Ave	3.689	3.451		23.4	25.0	-6.5	20.0
4-Isopropyltoluene	Ave	3.213	3.131		24.4	25.0	-2.6	20.0
1,3-Dichlorobenzene	Ave	2.036	1.817	0.6000	22.3	25.0	-10.8	20.0
1,4-Dichlorobenzene	Ave	2.091	1.852	0.5000	22.1	25.0	-11.4	20.0
n-Butylbenzene	Ave	2.715	2.573		23.7	25.0	-5.2	20.0
1,2-Dichlorobenzene	Ave	1.990	1.787	0.4000	22.5	25.0	-10.2	20.0
1,2-Dibromo-3-Chloropropane	Lin1		0.2197	0.0500	21.3	25.0	-14.9	20.0
1,2,4-Trichlorobenzene	Ave	1.288	1.247	0.2000	24.2	25.0	-3.1	20.0
Hexachlorobutadiene	Ave	0.3723	0.4220		28.3	25.0	13.3	20.0
Naphthalene	Lin1		2.750		26.4	25.0	5.7	20.0
1,2,3-Trichlorobenzene	Ave	0.8071	0.8973		27.8	25.0	11.2	20.0
1,2-Dichloroethane-d4 (Surr)	Ave	0.2281	0.2354		25.8	25.0	3.2	20.0
Toluene-d8 (Surr)	Ave	2.337	2.195		23.5	25.0	-6.1	20.0
4-Bromofluorobenzene (Surr)	Ave	0.8452	0.8315		24.6	25.0	-1.6	20.0

TestAmerica Buffalo
Target Compound Quantitation Report

Data File: \\Bufchrom\ChromData\HP5973P\20131016-26284.b\P2783.D
Lims ID: CCVIS Lab Sample ID:
Client ID:
Sample Type: CCVIS
Inject. Date: 16-Oct-2013 20:31:30 ALS Bottle#: 1 Worklist Smp#: 2
Purge Vol: 5.000 mL Dil. Factor: 1.0000
Sample Info: CCVIS
Operator ID: CDC Instrument ID: HP5973P
Sublist: chrom-P-8260H2O*sub2

Method: \\Bufchrom\ChromData\HP5973P\20131016-26284.b\P-8260H2O.m
Limit Group: MV - 8260C ICAL
Last Update: 16-Oct-2013 20:35:52 Calib Date: 30-Sep-2013 22:31:30
Integrator: RTE ID Type: Deconvolution ID
Quant Method: Internal Standard Quant By: Initial Calibration
Last ICal File: \\Bufchrom\ChromData\HP5973P\20130930-25739.b\P2168.D

Column 1 : ZB-624 (0.25 mm) Detector MS SCAN
Process Host: XAWRK020

First Level Reviewer: cwiklinc Date: 16-Oct-2013 20:35:52

Compound	Sig	RT (min.)	Adj RT (min.)	Dlt RT (min.)	Q	Response	On-Col Amt ug/L	Flags
* 1 1,4-Difluorobenzene	114	7.825	7.825	0.0	91	152630	25.0	
* 2 Chlorobenzene-d5	82	11.566	11.566	0.0	75	91598	25.0	
* 3 1,4-Dichlorobenzene-d4	152	14.730	14.730	0.0	92	117316	25.0	
$ 4 1,2-Dichloroethane-d4 (Surr)	67	7.381	7.381	0.0	90	35924	25.8	
$ 5 Toluene-d8 (Surr)	98	9.626	9.626	0.0	80	201064	23.5	
$ 6 4-Bromofluorobenzene (Surr)	174	13.185	13.185	0.0	90	76166	24.6	
10 Dichlorodifluoromethane	85	2.684	2.684	0.0	82	89220	34.2	
11 Chloromethane	50	2.903	2.903	0.0	88	62344	27.8	
17 Vinyl chloride	62	3.086	3.086	0.0	82	70770	28.0	
12 Bromomethane	94	3.481	3.481	0.0	87	61720	28.9	
13 Chloroethane	64	3.585	3.585	0.0	89	39107	28.8	
14 Trichlorofluoromethane	101	3.938	3.938	0.0	81	115872	23.3	
22 Acrolein	56	4.388	4.388	0.0	95	257245	1214.3	
16 1,1,2-Trichloro-1,2,2-trifluoroe	101	4.461	4.461	0.0	76	80720	25.1	
25 1,1-Dichloroethene	96	4.479	4.479	0.0	89	69200	27.1	
24 Acetone	43	4.552	4.552	0.0	93	142535	124.6	
18 Iodomethane	142	4.698	4.698	0.0	99	121618	26.5	
27 Carbon disulfide	76	4.777	4.777	0.0	98	218564	24.9	
30 Methyl acetate	43	4.881	4.881	0.0	94	79188	24.2	
29 Acetonitrile	40	4.905	4.905	0.0	99	199781	866.3	
31 Methylene Chloride	84	5.039	5.039	0.0	77	74477	24.8	
32 Methyl tert-butyl ether	73	5.276	5.276	0.0	87	245108	26.0	
35 trans-1,2-Dichloroethene	96	5.319	5.319	0.0	95	72437	26.1	
34 Acrylonitrile	53	5.331	5.331	0.0	95	138301	121.4	
38 Vinyl acetate	43	5.787	5.787	0.0	97	646345	125.5	
40 1,1-Dichloroethane	63	5.799	5.799	0.0	81	121319	24.8	
44 2-Butanone (MEK)	43	6.432	6.432	0.0	98	190266	120.6	
45 2,2-Dichloropropane	77	6.444	6.444	0.0	59	123816	28.0	
43 cis-1,2-Dichloroethene	96	6.450	6.450	0.0	68	78795	26.0	
50 Chlorobromomethane	128	6.736	6.736	0.0	77	46777	26.4	
51 Tetrahydrofuran	42	6.767	6.767	0.0	80	118587	115.6	

Compound	Sig	RT (min.)	Adj RT (min.)	Dlt RT (min.)	Q	Response	On-Col Amt ug/L	Flags
49 Chloroform	83	6.791	6.791	0.0	69	140985	25.4	
52 1,1,1-Trichloroethane	97	6.998	6.998	0.0	91	134686	27.3	
54 Cyclohexane	56	7.046	7.046	0.0	87	90949	24.4	
56 1,1-Dichloropropene	75	7.168	7.168	0.0	94	98545	26.5	
55 Carbon tetrachloride	117	7.180	7.180	0.0	79	128302	28.8	
57 Benzene	78	7.424	7.424	0.0	95	258649	24.2	
60 1,2-Dichloroethane	62	7.472	7.472	0.0	93	116277	25.5	
62 Trichloroethene	95	8.154	8.154	0.0	89	70550	25.7	
64 Methylcyclohexane	83	8.354	8.354	0.0	87	110314	26.2	
63 1,2-Dichloropropane	63	8.458	8.458	0.0	86	59150	23.6	
69 Dibromomethane	93	8.634	8.634	0.0	84	52850	25.5	
70 Dichlorobromomethane	83	8.792	8.792	0.0	91	103703	26.1	
71 2-Chloroethyl vinyl ether	63	9.084	9.084	0.0	93	243626	136.1	
73 cis-1,3-Dichloropropene	75	9.309	9.309	0.0	83	116281	26.1	
75 4-Methyl-2-pentanone (MIBK)	43	9.455	9.455	0.0	95	402622	115.6	
76 Toluene	92	9.717	9.717	0.0	98	177222	23.2	
78 trans-1,3-Dichloropropene	75	10.015	10.015	0.0	93	121434	24.6	
77 Ethyl methacrylate	69	10.021	10.021	0.0	85	99928	21.8	
79 1,1,2-Trichloroethane	83	10.277	10.277	0.0	86	56674	22.9	
80 Tetrachloroethene	166	10.423	10.423	0.0	91	90952	25.1	
82 1,3-Dichloropropane	76	10.496	10.496	0.0	97	117708	22.7	
83 2-Hexanone	43	10.526	10.526	0.0	95	305417	119.0	
81 Chlorodibromomethane	129	10.824	10.824	0.0	85	99209	25.7	
85 Ethylene Dibromide	107	10.995	10.995	0.0	98	85329	23.8	
87 Chlorobenzene	112	11.609	11.609	0.0	94	219085	23.4	
89 Ethylbenzene	91	11.700	11.700	0.0	98	355209	24.5	
88 1,1,1,2-Tetrachloroethane	131	11.712	11.712	0.0	87	88046	25.6	
90 m-Xylene & p-Xylene	106	11.852	11.852	0.0	100	286289	49.6	
93 o-Xylene	106	12.424	12.424	0.0	95	139806	25.4	
94 Styrene	104	12.455	12.455	0.0	93	235184	25.4	
92 Bromoform	173	12.807	12.807	0.0	96	70724	23.2	
95 Isopropylbenzene	105	12.911	12.911	0.0	95	372086	23.7	
97 1,1,2,2-Tetrachloroethane	83	13.404	13.404	0.0	88	108896	20.7	
100 Bromobenzene	156	13.416	13.416	0.0	87	109711	22.9	
98 trans-1,4-Dichloro-2-butene	53	13.458	13.458	0.0	85	120243	111.0	
101 1,2,3-Trichloropropane	110	13.471	13.471	0.0	70	37874	21.9	
99 N-Propylbenzene	91	13.477	13.477	0.0	96	441151	22.4	
103 2-Chlorotoluene	126	13.647	13.647	0.0	97	96935	22.9	
102 1,3,5-Trimethylbenzene	105	13.702	13.702	0.0	75	328329	23.0	
105 4-Chlorotoluene	126	13.793	13.793	0.0	97	101315	22.4	
106 tert-Butylbenzene	134	14.146	14.146	0.0	88	64493	24.3	
107 1,2,4-Trimethylbenzene	105	14.213	14.213	0.0	96	324479	23.2	
109 sec-Butylbenzene	105	14.432	14.432	0.0	93	404838	23.4	
112 4-Isopropyltoluene	119	14.602	14.602	0.0	95	367336	24.4	
110 1,3-Dichlorobenzene	146	14.645	14.645	0.0	96	213199	22.3	
111 1,4-Dichlorobenzene	146	14.760	14.760	0.0	96	217321	22.1	
115 n-Butylbenzene	91	15.138	15.138	0.0	94	301863	23.7	
116 1,2-Dichlorobenzene	146	15.253	15.253	0.0	97	209613	22.5	
117 1,2-Dibromo-3-Chloropropane	75	16.245	16.245	0.0	75	25776	21.3	
119 1,2,4-Trichlorobenzene	180	17.194	17.194	0.0	93	146327	24.2	
120 Hexachlorobutadiene	225	17.328	17.328	0.0	92	64403	28.3	
121 Naphthalene	128	17.498	17.498	0.0	96	419702	26.4	

Report Date: 16-Oct-2013 20:35:53 Chrom Revision: 2.1 30-Sep-2013 13:45:28
Data File: \\Bufchrom\ChromData\HP5973P\20131016-26284.b\P2783.D

Compound	Sig	RT (min.)	Adj RT (min.)	Dlt RT (min.)	Q	Response	On-Col Amt ug/L	Flags
122 1,2,3-Trichlorobenzene	180	17.778	17.778	0.0	94	136949	27.8	
S 125 Total BTEX	1				0		146.8	
S 126 Xylenes, Total	1				0		74.9	
S 123 1,2-Dichloroethene, Total	1				0		52.0	
S 124 1,3-Dichloropropene, Total	1				0		50.7	

Report Date: 16-Oct-2013 20:35:53 Chrom Revision: 2.1 30-Sep-2013 13:45:28

TestAmerica Buffalo

Data File: \\Bufchrom\ChromData\HP5973P\20131016-26284.b\P2783.D

Injection Date:	16-Oct-2013 20:31:30	Instrument ID:	HP5973P	Operator ID:	CDC
Lims ID:	CCVIS	Lab Sample ID:		Worklist Smp#:	2
Client ID:					
Purge Vol:	5.000 mL	Dil. Factor:	1.0000	ALS Bottle#:	1
Method:	P-8260H2O	Limit Group:	MV - 8260C ICAL		

Column: ZB-624 (0.25 mm)

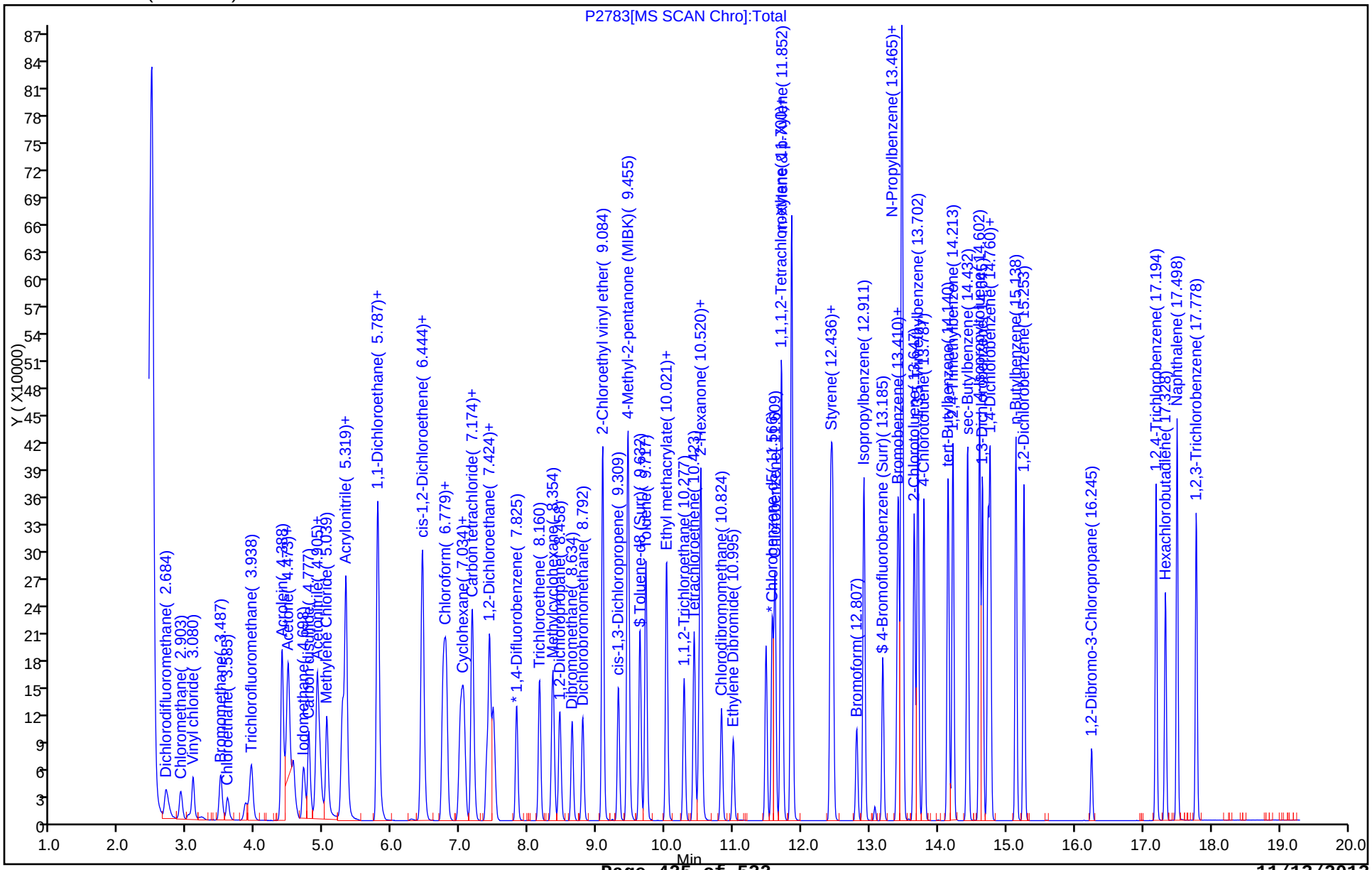

TestAmerica Buffalo
Target Compound Quantitation Report

Data File:	\\Bufchrom\ChromData\HP5973C\20130927-25664.b\C32564.D				
Lims ID:	BFB	Lab Sample ID:			
Client ID:					
Sample Type:	BFB				
Inject. Date:	27-Sep-2013 10:38:30	ALS Bottle#:	91	Worklist Smp#:	3
Purge Vol:	5.000 mL	Dil. Factor:	1.0000		
Sample Info:	BFB				
Misc. Info.:	480-0025664-003				
Operator ID:	LH	Instrument ID:	HP5973C		
Method:	\\Bufchrom\ChromData\HP5973C\20130927-25664.b\C-8260.m				
Limit Group:	MV - 8260C ICAL				
Last Update:	27-Sep-2013 10:48:01	Calib Date:	25-Sep-2013 18:44:30		
Integrator:	RTE	ID Type:	Deconvolution ID		
Quant Method:	Internal Standard	Quant By:	Initial Calibration		
Last ICal File:	\\Bufchrom\ChromData\HP5973C\20130925-25592.b\C32536.D				
Column 1 :	ZB-624 (0.25 mm)	Detector	MS SCAN		
Process Host:	XAWRK027				
First Level Reviewer: HillL		Date:	27-Sep-2013 10:48:01		

Compound	Sig	RT (min.)	Adj RT (min.)	Dlt RT (min.)	Q	Response	On-Col Amt ug/L	Flags
$ 61 BFB	95	9.502	9.502	0.0	0	192348	0	

Report Date: 27-Sep-2013 10:48:02 Chrom Revision: 2.1 16-Sep-2013 13:53:52

MS Tune Report

TestAmerica Buffalo

Data File:	\\Bufchrom\ChromData\HP5973C\20130927-25664.b\C32564.D				
Injection Date:	27-Sep-2013 10:38:30	Instrument ID:	HP5973C		
Lims ID:	BFB	Lab Sample ID:			
Client ID:					
Operator ID:	LH	ALS Bottle#:	91	Worklist Smp#:	3
Purge Vol:	5.000 mL	Dil. Factor:	1.0000		
Method:	C-8260	Limit Group:	MV - 8260C ICAL		
Tune Method:	BFB Method 8260				

$ 61 BFB

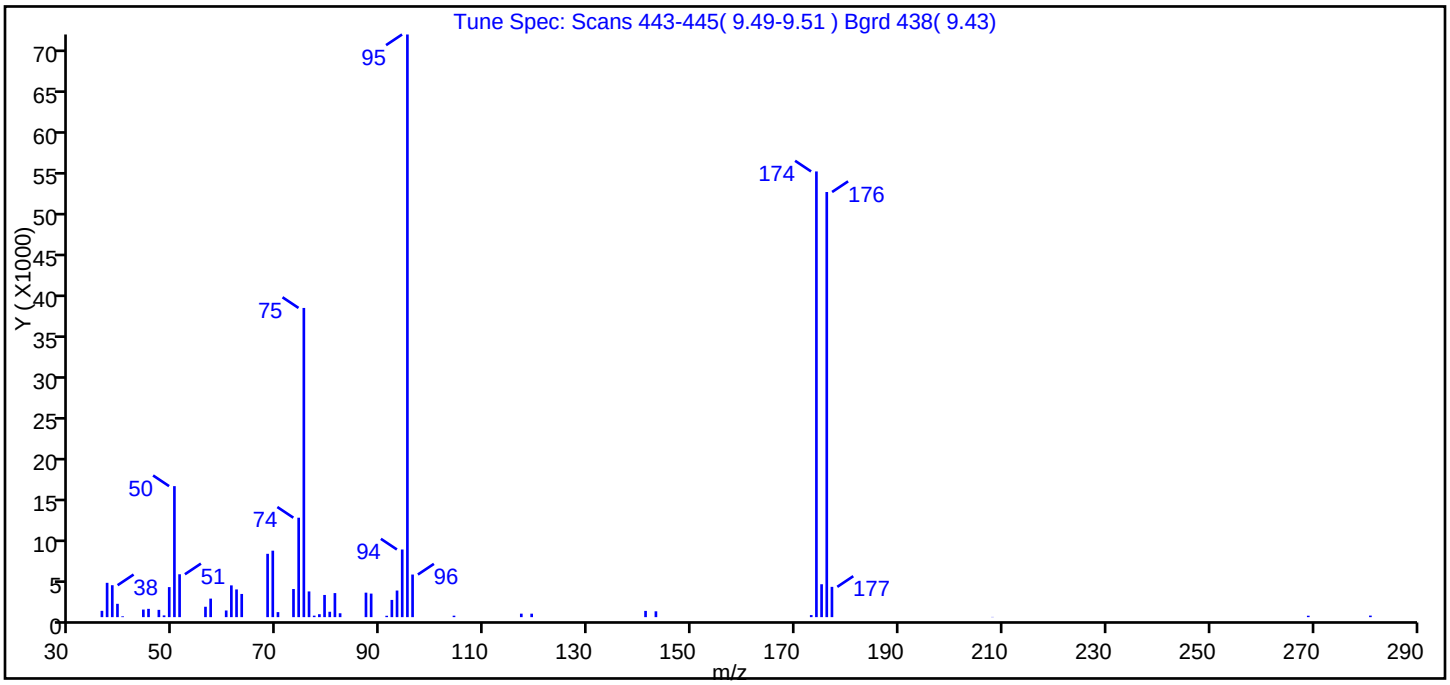

m/z	Ion Abundance Criteria	% Relative Abundance
95	Base Peak, 100% relative abundance	100.00
50	15.00 - 40.00% of mass 95	22.48
75	30.00 - 60.00% of mass 95	53.07
96	5.00 - 9.00% of mass 95	7.31
173	Less than 2.00% of mass 174	0.35 (0.46)
174	Greater than 50.00% of mass 95	76.49
175	5.00 - 9.00% of mass 174	5.65 (7.38)
176	95.00 - 101.00% of mass 174	72.96 (95.38)
177	5.00 - 9.00% of mass 176	5.20 (7.13)

Data File: \\Bufchrom\ChromData\HP5973C\20130927-25664.b\C32564.D\C-8260.rslt\spectra.d
Injection Date: 27-Sep-2013 10:38:30
Spectrum: Tune Spec: Scans 443-445(9.49-9.51) Bgrd 438(9.43)
Base Peak: 95.00
Minimum % Base Peak: 0
Number of Points: 52

m/z	Y	m/z	Y	m/z	Y	m/z	Y
36.00	776	57.00	2278	78.00	361	104.00	180
37.00	4218	60.00	818	79.00	2726	117.00	430
38.00	3925	61.00	3904	80.00	662	119.00	428
39.00	1638	62.00	3406	81.00	2956	141.00	768
40.00	99	63.00	2851	82.00	477	143.00	719
44.00	932	68.00	7783	87.00	3009	173.00	253
45.00	1019	69.00	8169	88.00	2894	174.00	54776
47.00	896	70.00	618	91.00	169	175.00	4044
48.00	213	73.00	3459	92.00	2116	176.00	52248
49.00	3691	74.00	12222	93.00	3270	177.00	3723
50.00	16101	75.00	38000	94.00	8314	208.00	26
51.00	5270	76.00	3160	95.00	71608	269.00	174
56.00	1276	77.00	182	96.00	5236	281.00	190

TestAmerica Buffalo
Target Compound Quantitation Report

Data File:	\\Bufchrom\ChromData\HP5973C\20131017-26311.b\C33197.D				
Lims ID:	BFB	Lab Sample ID:			
Client ID:					
Sample Type:	BFB				
Inject. Date:	17-Oct-2013 09:42:30	ALS Bottle#:	21	Worklist Smp#:	1
Purge Vol:	5.000 mL	Dil. Factor:	1.0000		
Sample Info:	BFB				
Misc. Info.:	480-0026311-001				
Operator ID:	LH	Instrument ID:	HP5973C		
Method:	\\Bufchrom\ChromData\HP5973C\20131017-26311.b\C-8260.m				
Limit Group:	MV - 8260C ICAL				
Last Update:	17-Oct-2013 09:52:01	Calib Date:	27-Sep-2013 14:30:30		
Integrator:	RTE	ID Type:	Deconvolution ID		
Quant Method:	Internal Standard	Quant By:	Initial Calibration		
Last ICal File:	\\Bufchrom\ChromData\HP5973C\20130927-25664.b\C32573.D				
Column 1 :	ZB-624 (0.25 mm)	Detector	MS SCAN		
Process Host:	XAWRK048				
First Level Reviewer: HillL		Date:	17-Oct-2013 09:52:01		

Compound	Sig	RT (min.)	Adj RT (min.)	Dlt RT (min.)	Q	Response	On-Col Amt ug/L	Flags
$ 61 BFB	95	9.502	9.502	0.0	0	133996	0	

Report Date: 17-Oct-2013 09:52:02 Chrom Revision: 2.1 30-Sep-2013 13:45:28

MS Tune Report

TestAmerica Buffalo

Data File:	\\Bufchrom\ChromData\HP5973C\20131017-26311.b\C33197.D				
Injection Date:	17-Oct-2013 09:42:30	Instrument ID:	HP5973C		
Lims ID:	BFB	Lab Sample ID:			
Client ID:					
Operator ID:	LH	ALS Bottle#:	21	Worklist Smp#:	1
Purge Vol:	5.000 mL	Dil. Factor:	1.0000		
Method:	C-8260	Limit Group:	MV - 8260C ICAL		
Tune Method:	BFB Method 8260				

$ 61 BFB

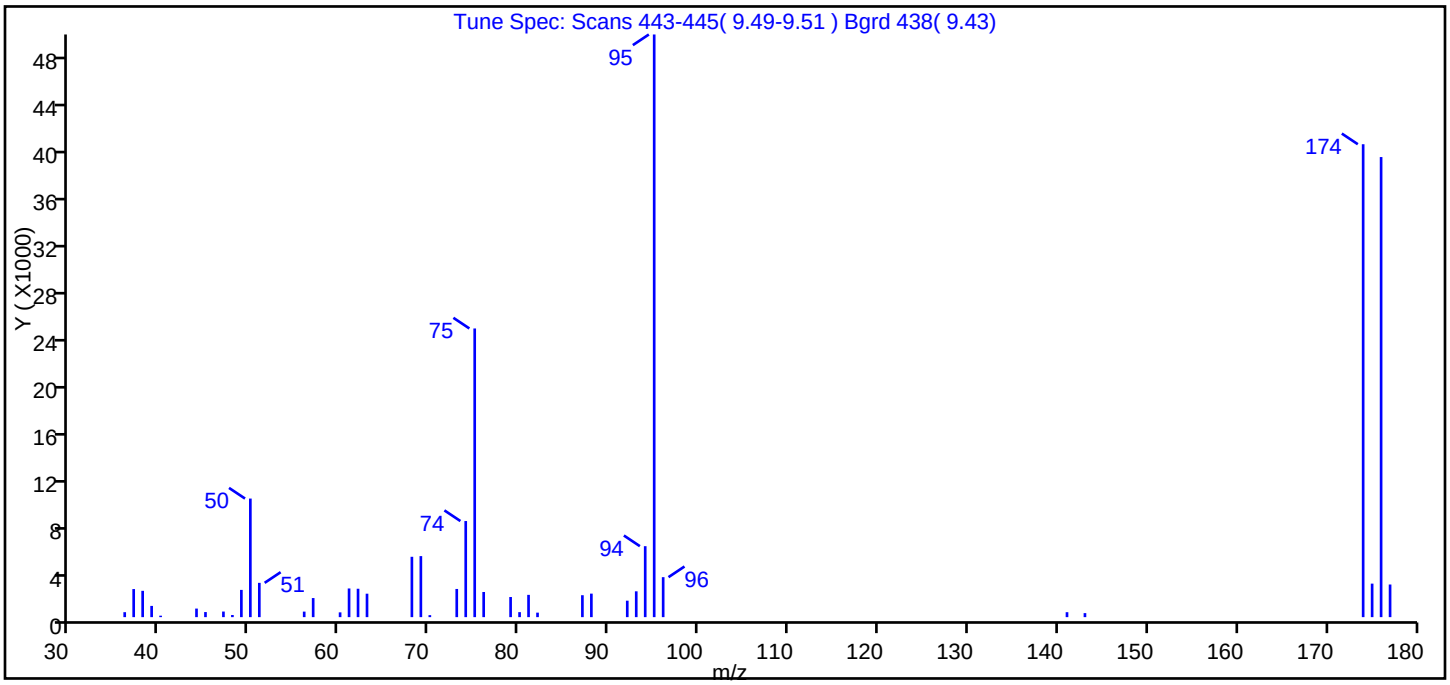

m/z	Ion Abundance Criteria	% Relative Abundance
95	Base Peak, 100% relative abundance	100.00
50	15.00 - 40.00% of mass 95	20.35
75	30.00 - 60.00% of mass 95	49.54
96	5.00 - 9.00% of mass 95	6.86
173	Less than 2.00% of mass 174	0.00 (0.00)
174	Greater than 50.00% of mass 95	81.16
175	5.00 - 9.00% of mass 174	5.75 (7.09)
176	95.00 - 101.00% of mass 174	78.96 (97.29)
177	5.00 - 9.00% of mass 176	5.60 (7.09)

Data File: \\Bufchrom\ChromData\HP5973C\20131017-26311.b\C33197.D\C-8260.rslt\spectra.d
Injection Date: 17-Oct-2013 09:42:30
Spectrum: Tune Spec: Scans 443-445(9.49-9.51) Bgrd 438(9.43)
Base Peak: 95.00
Minimum % Base Peak: 0
Number of Points: 42

m/z	Y	m/z	Y	m/z	Y	m/z	Y
36.00	418	51.00	2887	74.00	8091	94.00	5975
37.00	2364	56.00	466	75.00	24304	95.00	49056
38.00	2215	57.00	1607	76.00	2117	96.00	3366
39.00	946	60.00	403	79.00	1695	141.00	417
40.00	123	61.00	2414	80.00	421	143.00	339
44.00	721	62.00	2391	81.00	1876	174.00	39816
45.00	428	63.00	1974	82.00	379	175.00	2822
47.00	471	68.00	5081	87.00	1846	176.00	38736
48.00	179	69.00	5139	88.00	1980	177.00	2748
49.00	2294	70.00	168	92.00	1385		
50.00	9983	73.00	2373	93.00	2175		

TestAmerica Buffalo
Target Compound Quantitation Report

Data File:	\\Bufchrom\ChromData\HP5973P\20130930-25739.b\P2147.D				
Lims ID:	BFB	Lab Sample ID:			
Client ID:					
Sample Type:	BFB				
Inject. Date:	30-Sep-2013 12:49:30	ALS Bottle#:	63	Worklist Smp#:	2
Purge Vol:	5.000 mL	Dil. Factor:	1.0000		
Sample Info:	BFB				
Misc. Info.:	480-0025739-002 =480-0025739-002				
Operator ID:	PJQ	Instrument ID:	HP5973P		
Method:	\\Bufchrom\ChromData\HP5973P\20130930-25739.b\P-8260H2O.m				
Limit Group:	MV - 8260C ICAL				
Last Update:	09-Oct-2013 08:43:31	Calib Date:	30-Sep-2013 22:31:30		
Integrator:	RTE	ID Type:	Deconvolution ID		
Quant Method:	Internal Standard	Quant By:	Initial Calibration		
Last ICal File:	\\Bufchrom\ChromData\HP5973P\20130930-25739.b\P2168.D				
Column 1 :	ZB-624 (0.25 mm)	Detector	MS SCAN		
Process Host:	XAWRK006				

First Level Reviewer: quirkp Date: 30-Sep-2013 12:47:11

Compound	Sig	RT (min.)	Adj RT (min.)	Dlt RT (min.)	Q	Response	On-Col Amt ug/L	Flags
* 1 1,4-Difluorobenzene	114		7.819					
* 2 Chlorobenzene-d5	82		11.566					
* 3 1,4-Dichlorobenzene-d4	152		14.730					
$ 4 1,2-Dichloroethane-d4 (Surr)	67		7.381					
$ 5 Toluene-d8 (Surr)	98		9.626					
$ 6 4-Bromofluorobenzene (Surr)	174		13.185					
$ 21 BFB	95	5.966	5.966	0.0	0	29710	0	

Report Date: 09-Oct-2013 08:43:31 Chrom Revision: 2.1 30-Sep-2013 13:45:28

MS Tune Report

TestAmerica Buffalo

Data File:	\\Bufchrom\ChromData\HP5973P\20130930-25739.b\P2147.D				
Injection Date:	30-Sep-2013 12:49:30	Instrument ID:	HP5973P		
Lims ID:	BFB	Lab Sample ID:			
Client ID:					
Operator ID:	PJQ	ALS Bottle#:	63	Worklist Smp#:	2
Purge Vol:	5.000 mL	Dil. Factor:	1.0000		
Method:	P-8260H2O	Limit Group:	MV - 8260C ICAL		
Tune Method:	BFB Method 8260				

$ 21 BFB

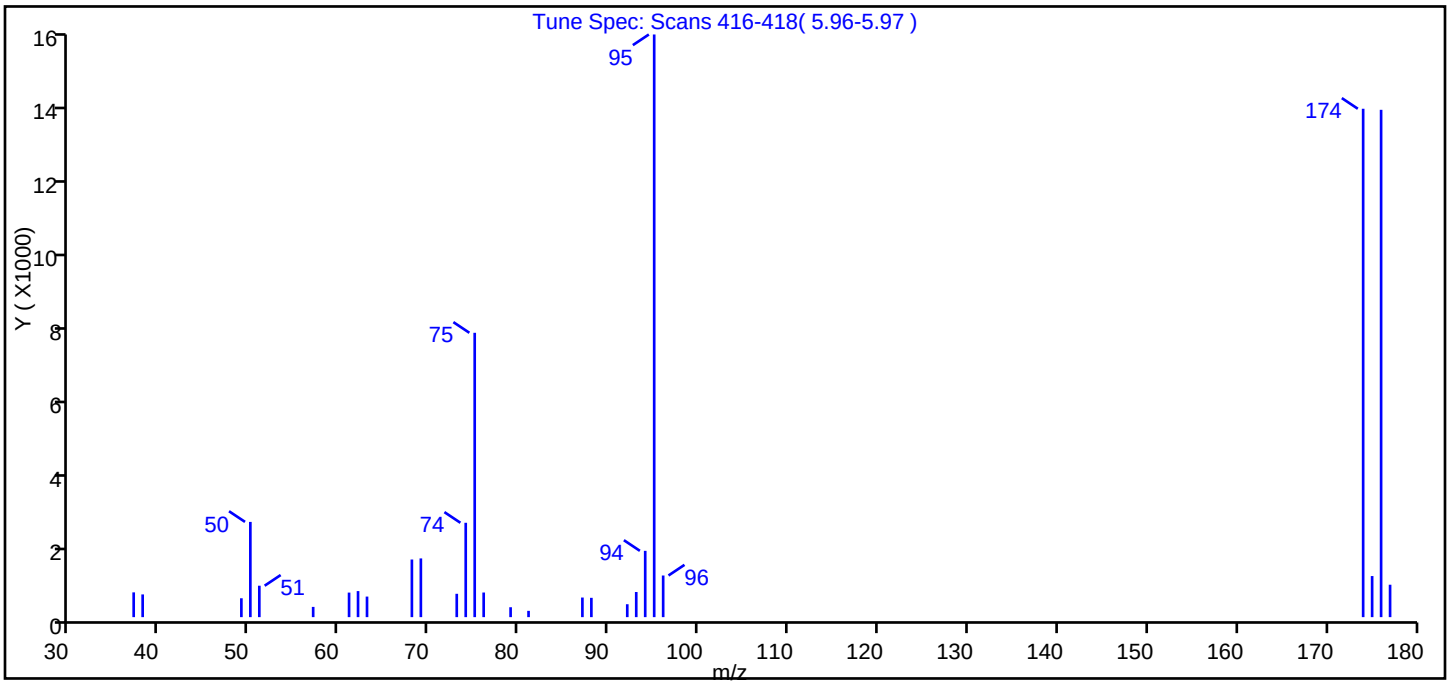

m/z	Ion Abundance Criteria	% Relative Abundance
95	Base Peak, 100% relative abundance	100.00
50	15.00 - 40.00% of mass 95	16.35
75	30.00 - 60.00% of mass 95	48.80
96	5.00 - 9.00% of mass 95	7.15
173	Less than 2.00% of mass 174	0.00 (0.00)
174	Greater than 50.00% of mass 95	87.25
175	5.00 - 9.00% of mass 174	7.05 (8.08)
176	95.00 - 101.00% of mass 174	87.07 (99.79)
177	5.00 - 9.00% of mass 176	5.56 (6.39)

Data File: \\Bufchrom\ChromData\HP5973P\20130930-25739.b\P2147.D\P-8260H2O.rslt\spectra.d
Injection Date: 30-Sep-2013 12:49:30
Spectrum: Tune Spec: Scans 416-418(5.96-5.97)
Base Peak: 95.00
Minimum % Base Peak: 0
Number of Points: 28

m/z	Y	m/z	Y	m/z	Y	m/z	Y
37.00	677	62.00	712	76.00	673	94.00	1812
38.00	621	63.00	562	79.00	271	95.00	15924
49.00	516	68.00	1575	81.00	172	96.00	1138
50.00	2603	69.00	1605	87.00	536	174.00	13894
51.00	859	73.00	638	88.00	528	175.00	1123
57.00	280	74.00	2579	92.00	353	176.00	13865
61.00	671	75.00	7771	93.00	687	177.00	886

TestAmerica Buffalo
Target Compound Quantitation Report

Data File: \\Bufchrom\ChromData\HP5973P\20131015-26241.b\P2732.D
Lims ID: BFB Lab Sample ID:
Client ID:
Sample Type: BFB
Inject. Date: 15-Oct-2013 20:37:30 ALS Bottle#: 1 Worklist Smp#: 1
Purge Vol: 5.000 mL Dil. Factor: 1.0000
Sample Info: BFB
Misc. Info.: 480-0026241-001 =480-0026241-001
Operator ID: CDC Instrument ID: HP5973P

Method: \\Bufchrom\ChromData\HP5973P\20131015-26241.b\P-8260H2O.m
Limit Group: MV - 8260C ICAL
Last Update: 15-Oct-2013 20:29:01 Calib Date: 30-Sep-2013 22:31:30
Integrator: RTE ID Type: Deconvolution ID
Quant Method: Internal Standard Quant By: Initial Calibration
Last ICal File: \\Bufchrom\ChromData\HP5973P\20130930-25739.b\P2168.D

Column 1 : ZB-624 (0.25 mm) Detector MS SCAN
Process Host: XAWRK050

First Level Reviewer: cwiklinc Date: 15-Oct-2013 20:29:01

Compound	Sig	RT (min.)	Adj RT (min.)	Dlt RT (min.)	Q	Response	On-Col Amt ug/L	Flags
* 1 1,4-Difluorobenzene	114		7.819					
* 2 Chlorobenzene-d5	82		11.566					
* 3 1,4-Dichlorobenzene-d4	152		14.730					
$ 4 1,2-Dichloroethane-d4 (Surr)	67		7.381					
$ 5 Toluene-d8 (Surr)	98		9.626					
$ 6 4-Bromofluorobenzene (Surr)	174		13.185					
$ 21 BFB	95	5.960	5.960	0.0	0	22606	0	

Report Date: 15-Oct-2013 20:29:01 Chrom Revision: 2.1 30-Sep-2013 13:45:28

MS Tune Report

TestAmerica Buffalo

Data File:	\\Bufchrom\ChromData\HP5973P\20131015-26241.b\P2732.D				
Injection Date:	15-Oct-2013 20:37:30	Instrument ID:	HP5973P		
Lims ID:	BFB	Lab Sample ID:			
Client ID:					
Operator ID:	CDC	ALS Bottle#:	1	Worklist Smp#:	1
Purge Vol:	5.000 mL	Dil. Factor:	1.0000		
Method:	P-8260H2O	Limit Group:	MV - 8260C ICAL		
Tune Method:	BFB Method 8260				

$ 21 BFB

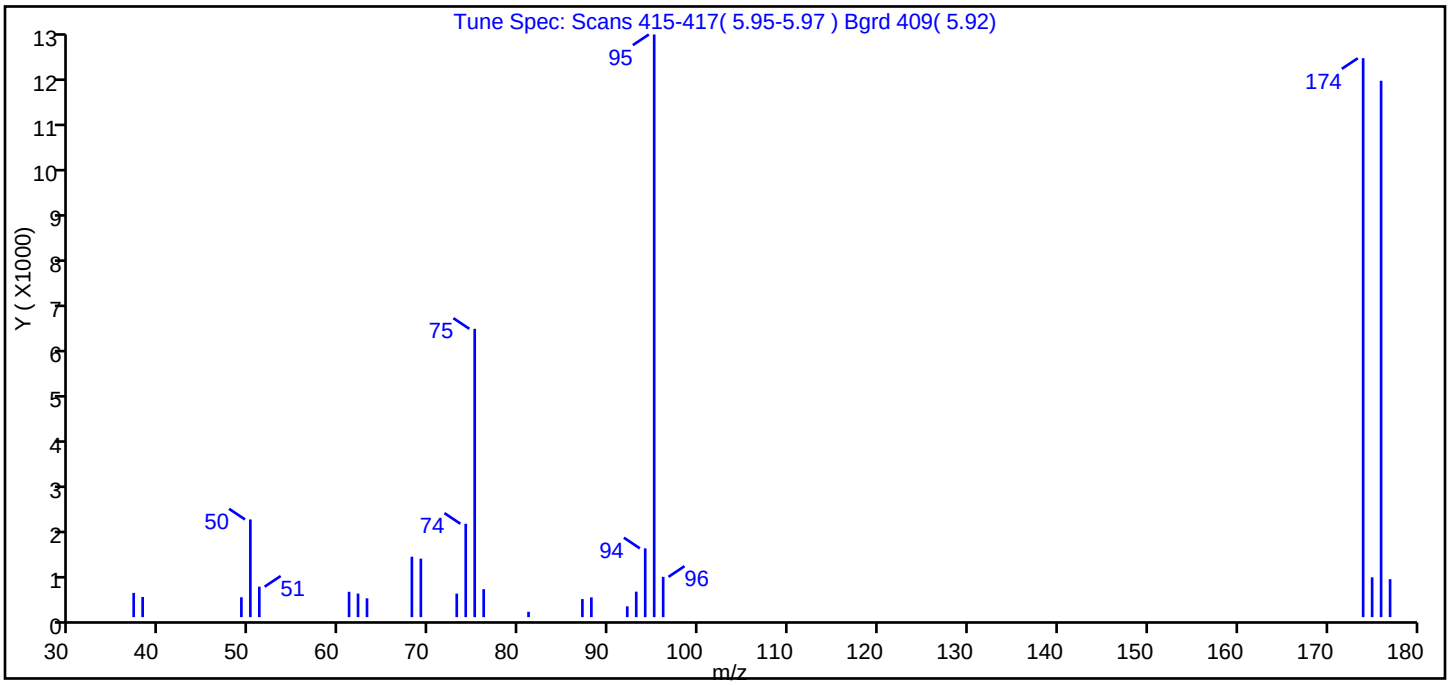

m/z	Ion Abundance Criteria	% Relative Abundance
95	Base Peak, 100% relative abundance	100.00
50	15.00 - 40.00% of mass 95	16.77
75	30.00 - 60.00% of mass 95	49.48
96	5.00 - 9.00% of mass 95	6.91
173	Less than 2.00% of mass 174	0.00 (0.00)
174	Greater than 50.00% of mass 95	95.93
175	5.00 - 9.00% of mass 174	6.84 (7.13)
176	95.00 - 101.00% of mass 174	92.06 (95.97)
177	5.00 - 9.00% of mass 176	6.52 (7.08)

Data File: \\Bufchrom\ChromData\HP5973P\20131015-26241.b\P2732.D\P-8260H2O.rslt\spectra.d
Injection Date: 15-Oct-2013 20:37:30
Spectrum: Tune Spec: Scans 415-417(5.95-5.97) Bgrd 409(5.92)
Base Peak: 95.00
Minimum % Base Peak: 0
Number of Points: 26

m/z	Y	m/z	Y	m/z	Y	m/z	Y
37.00	533	63.00	414	81.00	118	96.00	885
38.00	443	68.00	1327	87.00	397	174.00	12278
49.00	436	69.00	1285	88.00	434	175.00	875
50.00	2146	73.00	517	92.00	237	176.00	11783
51.00	669	74.00	2051	93.00	560	177.00	834
61.00	557	75.00	6333	94.00	1511		
62.00	518	76.00	614	95.00	12799		

TestAmerica Buffalo
Target Compound Quantitation Report

Data File: \\Bufchrom\ChromData\HP5973P\20131016-26252.b\P2758.D
Lims ID: BFB Lab Sample ID:
Client ID:
Sample Type: BFB
Inject. Date: 16-Oct-2013 08:05:30 ALS Bottle#: 22 Worklist Smp#: 1
Purge Vol: 5.000 mL Dil. Factor: 1.0000
Sample Info: BFB
Misc. Info.: 480-0026252-001 =480-0026252-001
Operator ID: PJQ Instrument ID: HP5973P

Method: \\Bufchrom\ChromData\HP5973P\20131016-26252.b\P-8260H2O.m
Limit Group: MV - 8260C ICAL
Last Update: 16-Oct-2013 07:53:51 Calib Date: 30-Sep-2013 22:31:30
Integrator: RTE ID Type: RT Order ID
Quant Method: Internal Standard Quant By: Initial Calibration
Last ICal File: \\Bufchrom\ChromData\HP5973P\20130930-25739.b\P2168.D

Column 1 : ZB-624 (0.25 mm) Detector MS SCAN
Process Host: XAWRK010

First Level Reviewer: quirkp Date: 16-Oct-2013 07:53:51

Compound	Sig	RT (min.)	Adj RT (min.)	Dlt RT (min.)	Q	Response	On-Col Amt ug/L	Flags
* 1 1,4-Difluorobenzene	114		7.819					
* 2 Chlorobenzene-d5	82		11.567					
* 3 1,4-Dichlorobenzene-d4	152		14.730					
$ 4 1,2-Dichloroethane-d4 (Surr)	67		7.381					
$ 5 Toluene-d8 (Surr)	98		9.626					
$ 6 4-Bromofluorobenzene (Surr)	174		13.185					
$ 21 BFB	95	5.966	5.966	0.0	0	19513	0	

Report Date: 16-Oct-2013 07:53:52 Chrom Revision: 2.1 30-Sep-2013 13:45:28

MS Tune Report

TestAmerica Buffalo

Data File:	\\Bufchrom\ChromData\HP5973P\20131016-26252.b\P2758.D				
Injection Date:	16-Oct-2013 08:05:30	Instrument ID:	HP5973P		
Lims ID:	BFB	Lab Sample ID:			
Client ID:					
Operator ID:	PJQ	ALS Bottle#:	22	Worklist Smp#:	1
Purge Vol:	5.000 mL	Dil. Factor:	1.0000		
Method:	P-8260H2O	Limit Group:	MV - 8260C ICAL		
Tune Method:	BFB Method 8260				

$ 21 BFB

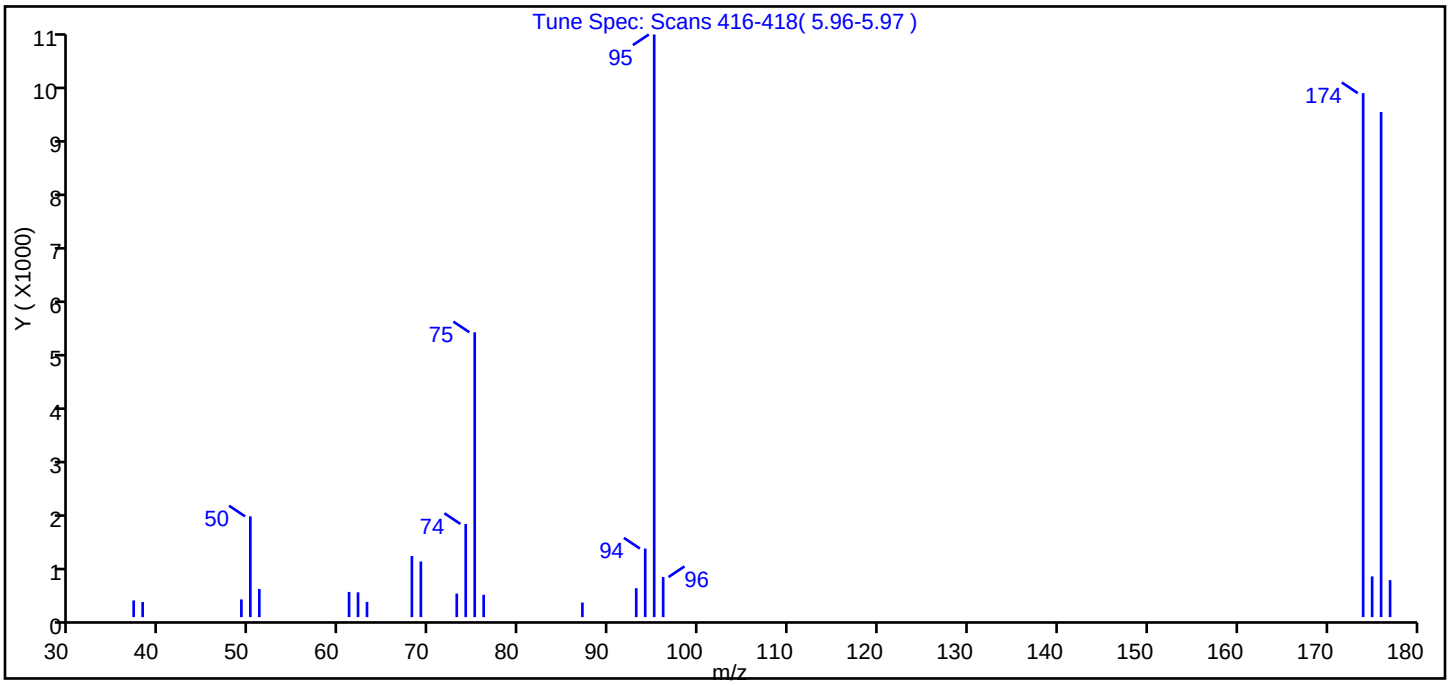

m/z	Ion Abundance Criteria	% Relative Abundance
95	Base Peak, 100% relative abundance	100.00
50	15.00 - 40.00% of mass 95	17.30
75	30.00 - 60.00% of mass 95	48.89
96	5.00 - 9.00% of mass 95	6.88
173	Less than 2.00% of mass 174	0.00 (0.00)
174	Greater than 50.00% of mass 95	89.93
175	5.00 - 9.00% of mass 174	7.00 (7.78)
176	95.00 - 101.00% of mass 174	86.70 (96.41)
177	5.00 - 9.00% of mass 176	6.35 (7.33)

Data File: \\Bufchrom\ChromData\HP5973P\20131016-26252.b\P2758.D\P-8260H2O.rslt\spectra.d
Injection Date: 16-Oct-2013 08:05:30
Spectrum: Tune Spec: Scans 416-418(5.96-5.97)
Base Peak: 95.00
Minimum % Base Peak: 0
Number of Points: 23

m/z	Y	m/z	Y	m/z	Y	m/z	Y
37.00	295	62.00	438	75.00	5025	96.00	707
38.00	267	63.00	269	76.00	395	174.00	9243
49.00	313	68.00	1078	87.00	258	175.00	719
50.00	1778	69.00	982	93.00	510	176.00	8911
51.00	496	73.00	416	94.00	1210	177.00	653
61.00	445	74.00	1644	95.00	10278		

TestAmerica Buffalo
Target Compound Quantitation Report

Data File:	\\Bufchrom\ChromData\HP5973P\20131016-26284.b\P2782.D				
Lims ID:	BFB	Lab Sample ID:			
Client ID:					
Sample Type:	BFB				
Inject. Date:	16-Oct-2013 20:03:30	ALS Bottle#:	1	Worklist Smp#:	1
Purge Vol:	5.000 mL	Dil. Factor:	1.0000		
Sample Info:	BFB				
Operator ID:	CDC	Instrument ID:	HP5973P		
Method:	\\Bufchrom\ChromData\HP5973P\20131016-26284.b\P-8260H2O.m				
Limit Group:	MV - 8260C ICAL				
Last Update:	16-Oct-2013 20:06:46	Calib Date:	30-Sep-2013 22:31:30		
Integrator:	RTE	ID Type:	Deconvolution ID		
Quant Method:	Internal Standard	Quant By:	Initial Calibration		
Last ICal File:	\\Bufchrom\ChromData\HP5973P\20130930-25739.b\P2168.D				
Column 1 :	ZB-624 (0.25 mm)	Detector	MS SCAN		
Process Host:	XAWRK020				

First Level Reviewer: cwiklinc Date: 16-Oct-2013 20:06:46

Compound	Sig	RT (min.)	Adj RT (min.)	Dlt RT (min.)	Q	Response	On-Col Amt ug/L	Flags
* 1 1,4-Difluorobenzene	114		7.819					
* 2 Chlorobenzene-d5	82		11.567					
* 3 1,4-Dichlorobenzene-d4	152		14.730					
$ 4 1,2-Dichloroethane-d4 (Surr)	67		7.381					
$ 5 Toluene-d8 (Surr)	98		9.626					
$ 6 4-Bromofluorobenzene (Surr)	174		13.185					
$ 21 BFB	95	5.960	5.960	0.0	0	20344	0	

Report Date: 16-Oct-2013 20:06:47 Chrom Revision: 2.1 30-Sep-2013 13:45:28

MS Tune Report

TestAmerica Buffalo

Data File:	\\Bufchrom\ChromData\HP5973P\20131016-26284.b\P2782.D				
Injection Date:	16-Oct-2013 20:03:30	Instrument ID:	HP5973P		
Lims ID:	BFB	Lab Sample ID:			
Client ID:					
Operator ID:	CDC	ALS Bottle#:	1	Worklist Smp#:	1
Purge Vol:	5.000 mL	Dil. Factor:	1.0000		
Method:	P-8260H2O	Limit Group:	MV - 8260C ICAL		
Tune Method:	BFB Method 8260				

$ 21 BFB

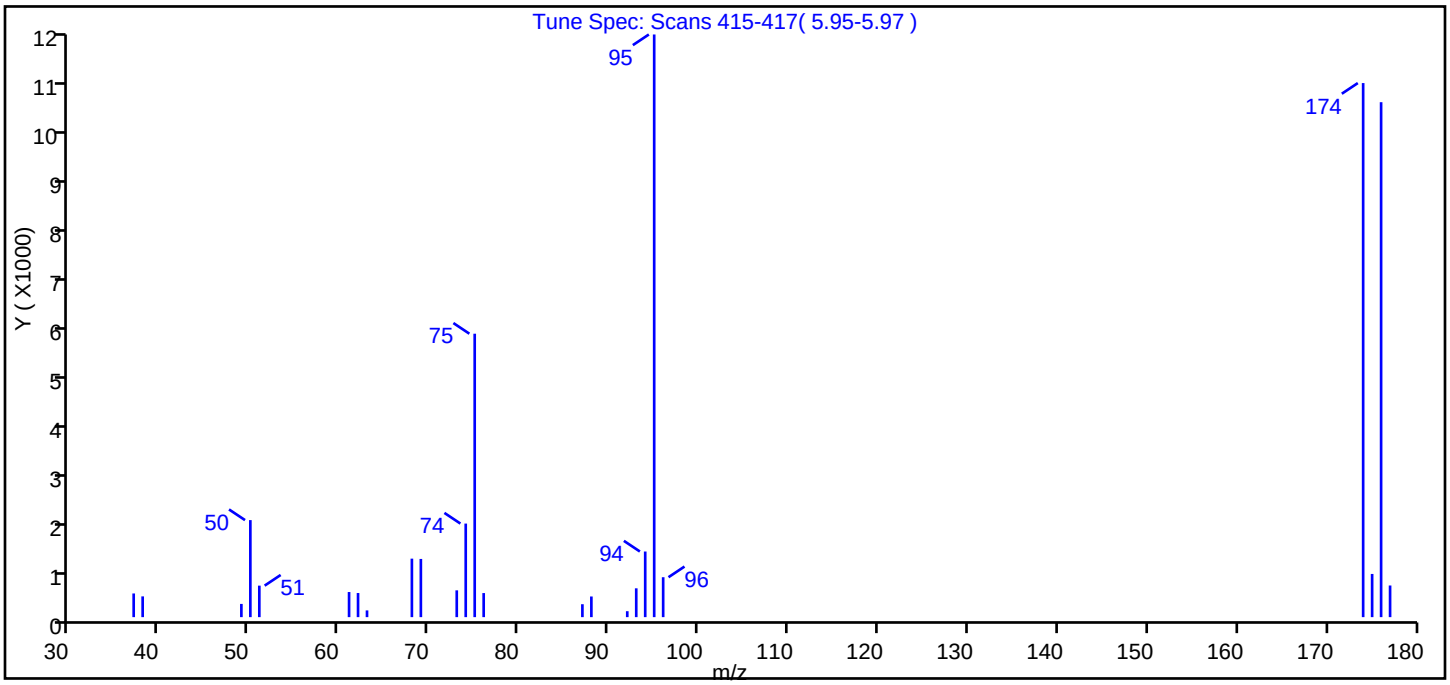

m/z	Ion Abundance Criteria	% Relative Abundance
95	Base Peak, 100% relative abundance	100.00
50	15.00 - 40.00% of mass 95	16.65
75	30.00 - 60.00% of mass 95	48.64
96	5.00 - 9.00% of mass 95	6.85
173	Less than 2.00% of mass 174	0.00 (0.00)
174	Greater than 50.00% of mass 95	91.66
175	5.00 - 9.00% of mass 174	7.41 (8.09)
176	95.00 - 101.00% of mass 174	88.38 (96.42)
177	5.00 - 9.00% of mass 176	5.43 (6.15)

Data File: \\Bufchrom\ChromData\HP5973P\20131016-26284.b\P2782.D\P-8260H2O.rslt\spectra.d
Injection Date: 16-Oct-2013 20:03:30
Spectrum: Tune Spec: Scans 415-417(5.95-5.97)
Base Peak: 95.00
Minimum % Base Peak: 0
Number of Points: 25

m/z	Y	m/z	Y	m/z	Y	m/z	Y
37.00	478	63.00	136	87.00	261	174.00	10782
38.00	419	68.00	1181	88.00	417	175.00	872
49.00	267	69.00	1175	92.00	120	176.00	10396
50.00	1959	73.00	541	93.00	582	177.00	639
51.00	636	74.00	1889	94.00	1325		
61.00	507	75.00	5722	95.00	11763		
62.00	487	76.00	486	96.00	806		

FORM I
GC/MS VOA ORGANICS ANALYSIS DATA SHEET

Lab Name: TestAmerica Buffalo | Job No.: 480-47308-1

SDG No.:

Client Sample ID: | Lab Sample ID: MB 480-145143/5

Matrix: Water | Lab File ID: P2736.D

Analysis Method: 8260C | Date Collected:

Sample wt/vol: 5(mL) | Date Analyzed: 10/15/2013 22:32

Soil Aliquot Vol: | Dilution Factor: 1

Soil Extract Vol.: | GC Column: ZB-624 (60) ID: 0.25(mm)

% Moisture: | Level: (low/med) Low

Analysis Batch No.: 145143 | Units: ug/L

CAS NO.	COMPOUND NAME	RESULT	Q	RL	MDL
71-55-6	1,1,1-Trichloroethane	ND		1.0	0.82
79-34-5	1,1,2,2-Tetrachloroethane	ND		1.0	0.21
76-13-1	1,1,2-Trichloro-1,2,2-trifluoroethane	ND		1.0	0.31
79-00-5	1,1,2-Trichloroethane	ND		1.0	0.23
75-34-3	1,1-Dichloroethane	ND		1.0	0.38
75-35-4	1,1-Dichloroethene	ND		1.0	0.29
120-82-1	1,2,4-Trichlorobenzene	ND		1.0	0.41
96-12-8	1,2-Dibromo-3-Chloropropane	ND		1.0	0.39
106-93-4	1,2-Dibromoethane	ND		1.0	0.73
95-50-1	1,2-Dichlorobenzene	ND		1.0	0.79
107-06-2	1,2-Dichloroethane	ND		1.0	0.21
78-87-5	1,2-Dichloropropane	ND		1.0	0.72
541-73-1	1,3-Dichlorobenzene	ND		1.0	0.78
106-46-7	1,4-Dichlorobenzene	ND		1.0	0.84
78-93-3	2-Butanone (MEK)	ND		10	1.3
591-78-6	2-Hexanone	ND		5.0	1.2
108-10-1	4-Methyl-2-pentanone (MIBK)	ND		5.0	2.1
67-64-1	Acetone	ND		10	3.0
71-43-2	Benzene	ND		1.0	0.41
75-27-4	Bromodichloromethane	ND		1.0	0.39
75-25-2	Bromoform	ND		1.0	0.26
74-83-9	Bromomethane	ND		1.0	0.69
75-15-0	Carbon disulfide	ND		1.0	0.19
56-23-5	Carbon tetrachloride	ND		1.0	0.27
108-90-7	Chlorobenzene	ND		1.0	0.75
75-00-3	Chloroethane	ND		1.0	0.32
67-66-3	Chloroform	ND		1.0	0.34
74-87-3	Chloromethane	ND		1.0	0.35
156-59-2	cis-1,2-Dichloroethene	ND		1.0	0.81
10061-01-5	cis-1,3-Dichloropropene	ND		1.0	0.36
110-82-7	Cyclohexane	ND		1.0	0.18
124-48-1	Dibromochloromethane	ND		1.0	0.32
75-71-8	Dichlorodifluoromethane	ND		1.0	0.68
100-41-4	Ethylbenzene	ND		1.0	0.74
98-82-8	Isopropylbenzene	ND		1.0	0.79

FORM I
GC/MS VOA ORGANICS ANALYSIS DATA SHEET

Lab Name: TestAmerica Buffalo
Job No.: 480-47308-1
SDG No.:
Client Sample ID:
Lab Sample ID: MB 480-145143/5
Matrix: Water
Lab File ID: P2736.D
Analysis Method: 8260C
Date Collected:
Sample wt/vol: 5(mL)
Date Analyzed: 10/15/2013 22:32
Soil Aliquot Vol:
Dilution Factor: 1
Soil Extract Vol.:
GC Column: ZB-624 (60) ID: 0.25(mm)
% Moisture:
Level: (low/med) Low
Analysis Batch No.: 145143
Units: ug/L

CAS NO.	COMPOUND NAME	RESULT	Q	RL	MDL
79-20-9	Methyl acetate	ND		1.0	0.50
1634-04-4	Methyl tert-butyl ether	ND		1.0	0.16
108-87-2	Methylcyclohexane	ND		1.0	0.16
75-09-2	Methylene Chloride	ND		1.0	0.44
179601-23-1	m-Xylene & p-Xylene	ND		1.0	0.66
95-47-6	o-Xylene	ND		1.0	0.76
100-42-5	Styrene	ND		1.0	0.73
127-18-4	Tetrachloroethene	ND		1.0	0.36
108-88-3	Toluene	ND		1.0	0.51
156-60-5	trans-1,2-Dichloroethene	ND		1.0	0.90
10061-02-6	trans-1,3-Dichloropropene	ND		1.0	0.37
79-01-6	Trichloroethene	ND		1.0	0.46
75-69-4	Trichlorofluoromethane	ND		1.0	0.88
75-01-4	Vinyl chloride	ND		1.0	0.90
1330-20-7	Xylenes, Total	ND		1.0	0.66

CAS NO.	SURROGATE	%REC	Q	LIMITS
17060-07-0	1,2-Dichloroethane-d4 (Surr)	99		66-137
460-00-4	4-Bromofluorobenzene (Surr)	104		73-120
2037-26-5	Toluene-d8 (Surr)	98		71-126

TestAmerica Buffalo
Target Compound Quantitation Report

Data File: \\Bufchrom\ChromData\HP5973P\20131015-26241.b\P2736.D
Lims ID: MB Lab Sample ID:
Client ID:
Sample Type: MB
Inject. Date: 15-Oct-2013 22:32:30 ALS Bottle#: 4 Worklist Smp#: 5
Purge Vol: 5.000 mL Dil. Factor: 1.0000
Sample Info: MB
Misc. Info.: 480-0026241-005 =480-0026241-005
Operator ID: CDC Instrument ID: HP5973P

Method: \\Bufchrom\ChromData\HP5973P\20131015-26241.b\P-8260H2O.m
Limit Group: MV - 8260C ICAL
Last Update: 15-Oct-2013 22:33:12 Calib Date: 30-Sep-2013 22:31:30
Integrator: RTE ID Type: Deconvolution ID
Quant Method: Internal Standard Quant By: Initial Calibration
Last ICal File: \\Bufchrom\ChromData\HP5973P\20130930-25739.b\P2168.D

Column 1 : ZB-624 (0.25 mm) Detector MS SCAN
Process Host: XAWRK050

First Level Reviewer: cwiklinc Date: 15-Oct-2013 22:33:12

Compound	Sig	RT (min.)	Adj RT (min.)	Dlt RT (min.)	Q	Response	On-Col Amt ug/L	Flags
* 1 1,4-Difluorobenzene	114	7.819	7.819	0.0	91	157655	25.0	
* 2 Chlorobenzene-d5	82	11.567	11.566	0.001	76	86193	25.0	
* 3 1,4-Dichlorobenzene-d4	152	14.730	14.730	0.0	92	106126	25.0	
$ 4 1,2-Dichloroethane-d4 (Surr)	67	7.381	7.381	0.0	58	35581	24.7	
$ 5 Toluene-d8 (Surr)	98	9.626	9.626	0.0	91	196590	24.4	
$ 6 4-Bromofluorobenzene (Surr)	174	13.191	13.185	0.006	91	76093	26.1	
10 Dichlorodifluoromethane	85		2.678					
15 Chlorodifluoromethane	51		2.709					
11 Chloromethane	50		2.891					
17 Vinyl chloride	62		3.074					
12 Bromomethane	94		3.482					
13 Chloroethane	64		3.579					
19 Dichlorofluoromethane	67		3.846					
14 Trichlorofluoromethane	101		3.926					
20 Ethyl ether	59		4.169					
26 Propene oxide	58		4.291					
22 Acrolein	56		4.382					
16 1,1,2-Trichloro-1,2,2-trifluoroe	101		4.461					
25 1,1-Dichloroethene	96		4.479					
24 Acetone	43		4.546					
23 Isopropyl alcohol	45		4.686					
18 Iodomethane	142		4.698					
27 Carbon disulfide	76		4.771					
30 Methyl acetate	43		4.875					
28 3-Chloro-1-propene	41		4.881					
29 Acetonitrile	40		4.899					
31 Methylene Chloride	84		5.039					
33 2-Methyl-2-propanol	59		5.124					
32 Methyl tert-butyl ether	73		5.270					
35 trans-1,2-Dichloroethene	96		5.313					
34 Acrylonitrile	53		5.319					

Compound	Sig	RT (min.)	Adj RT (min.)	Dlt RT (min.)	Q	Response	On-Col Amt ug/L	Flags
36 Hexane	57		5.532					
37 Isopropyl ether	45		5.751					
38 Vinyl acetate	43		5.781					
40 1,1-Dichloroethane	63		5.793					
39 1,1-Dimethoxyethane	75		5.848					
41 2-Chloro-1,3-butadiene	53		5.872					
42 Tert-butyl ethyl ether	59		6.158					
44 2-Butanone (MEK)	43		6.426					
45 2,2-Dichloropropane	77		6.432					
46 Ethyl acetate	43		6.438					
43 cis-1,2-Dichloroethene	96		6.444					
47 Propionitrile	54		6.554					
48 Methacrylonitrile	41		6.700					
50 Chlorobromomethane	128		6.730					
51 Tetrahydrofuran	42		6.761					
49 Chloroform	83		6.791					
52 1,1,1-Trichloroethane	97		6.998					
54 Cyclohexane	56		7.046					
56 1,1-Dichloropropene	75		7.162					
55 Carbon tetrachloride	117		7.174					
53 Isobutyl alcohol	43		7.259					
57 Benzene	78		7.424					
58 Tert-amyl methyl ether	73		7.460					
60 1,2-Dichloroethane	62		7.472					
59 n-Heptane	43		7.576					
61 n-Butanol	56		8.026					
62 Trichloroethene	95		8.154					
64 Methylcyclohexane	83		8.348					
63 1,2-Dichloropropane	63		8.452					
65 Methyl methacrylate	41		8.482					
68 1,4-Dioxane	88		8.598					
69 Dibromomethane	93		8.634					
70 Dichlorobromomethane	83		8.786					
72 2-Nitropropane	43		9.072					
71 2-Chloroethyl vinyl ether	63		9.078					
74 Epichlorohydrin	57		9.230					
73 cis-1,3-Dichloropropene	75		9.310					
75 4-Methyl-2-pentanone (MIBK)	43		9.450					
76 Toluene	92		9.711					
78 trans-1,3-Dichloropropene	75		10.009					
66 2-Methylthiophene	97		10.013					
77 Ethyl methacrylate	69		10.021					
67 3-Methylthiophene	97		10.226					
79 1,1,2-Trichloroethane	83		10.271					
80 Tetrachloroethene	166		10.423					
82 1,3-Dichloropropane	76		10.496					
83 2-Hexanone	43		10.520					
81 Chlorodibromomethane	129		10.824					
85 Ethylene Dibromide	107		10.995					
84 3-Chlorobenzotrifluoride	180		11.475					
86 4-Chlorobenzotrifluoride	180		11.554					
87 Chlorobenzene	112		11.603					

Compound	Sig	RT (min.)	Adj RT (min.)	Dlt RT (min.)	Q	Response	On-Col Amt ug/L	Flags
89 Ethylbenzene	91		11.694					
88 1,1,1,2-Tetrachloroethane	131		11.713					
90 m-Xylene & p-Xylene	106		11.853					
93 o-Xylene	106		12.424					
94 Styrene	104		12.449					
91 2-Chlorobenzotrifluoride	180		12.783					
92 Bromoform	173		12.802					
95 Isopropylbenzene	105		12.911					
96 Cyclohexanone	55		13.154					
97 1,1,2,2-Tetrachloroethane	83		13.398					
100 Bromobenzene	156		13.416					
98 trans-1,4-Dichloro-2-butene	53		13.459					
101 1,2,3-Trichloropropane	110		13.471					
99 N-Propylbenzene	91		13.477					
103 2-Chlorotoluene	126		13.647					
102 1,3,5-Trimethylbenzene	105		13.696					
104 3-Chlorotoluene	126		13.726					
105 4-Chlorotoluene	126		13.787					
106 tert-Butylbenzene	134		14.140					
107 1,2,4-Trimethylbenzene	105		14.213					
108 Pentachloroethane	167		14.237					
109 sec-Butylbenzene	105		14.426					
112 4-Isopropyltoluene	119		14.602					
110 1,3-Dichlorobenzene	146		14.645					
114 Dicyclopentadiene	66		14.760					
111 1,4-Dichlorobenzene	146		14.760					
113 1,2,3-Trimethylbenzene	105		14.785					
115 n-Butylbenzene	91		15.138					
116 1,2-Dichlorobenzene	146		15.253					
117 1,2-Dibromo-3-Chloropropane	75		16.245					
118 1,3,5-Trichlorobenzene	180		16.439					
119 1,2,4-Trichlorobenzene	180		17.188					
120 Hexachlorobutadiene	225		17.328					
121 Naphthalene	128		17.498					
122 1,2,3-Trichlorobenzene	180		17.778					
138 Ethylene oxide TIC	1		0.0					
137 1-Bromopropane TIC	1		0.0					
136 Propene oxide TIC	1		0.0					
135 Pentachloroethane TIC	1		0.0					
134 Halothane	1		0.0					
S 125 Total BTEX	1		30.000					
S 126 Xylenes, Total	1		30.000					
S 123 1,2-Dichloroethene, Total	1		30.000					
S 124 1,3-Dichloropropene, Total	1		30.000					
T 130 Bromoethane TIC	1		0.0					
T 129 bis(chloromethyl)ether TIC	1		0.0					
T 131 1-Bromopropane	1		0.0					
T 133 Aziridine TIC	1		0.0					
T 132 tert-amyl alcohol TIC	1		0.0					
T 7 Ethylene oxide	1		0.0					
T 9 bis(2-chloromethyl)ether TIC	1		0.0					
T 128 Hexachloroethane TIC	201		0.0					

Compound	Sig	RT (min.)	Adj RT (min.)	Dlt RT (min.)	Q	Response	On-Col Amt ug/L	Flags
T 127 Ethanol TIC	45		0.0					

Report Date: 15-Oct-2013 22:33:12 Chrom Revision: 2.1 30-Sep-2013 13:45:28

TestAmerica Buffalo

Data File: \\Bufchrom\ChromData\HP5973P\20131015-26241.b\P2736.D

Injection Date:	15-Oct-2013 22:32:30	Instrument ID:	HP5973P	Operator ID:	CDC
Lims ID:	MB	Lab Sample ID:		Worklist Smp#:	5
Client ID:					
Purge Vol:	5.000 mL	Dil. Factor:	1.0000	ALS Bottle#:	4
Method:	P-8260H2O	Limit Group:	MV - 8260C ICAL		

Column: ZB-624 (0.25 mm)

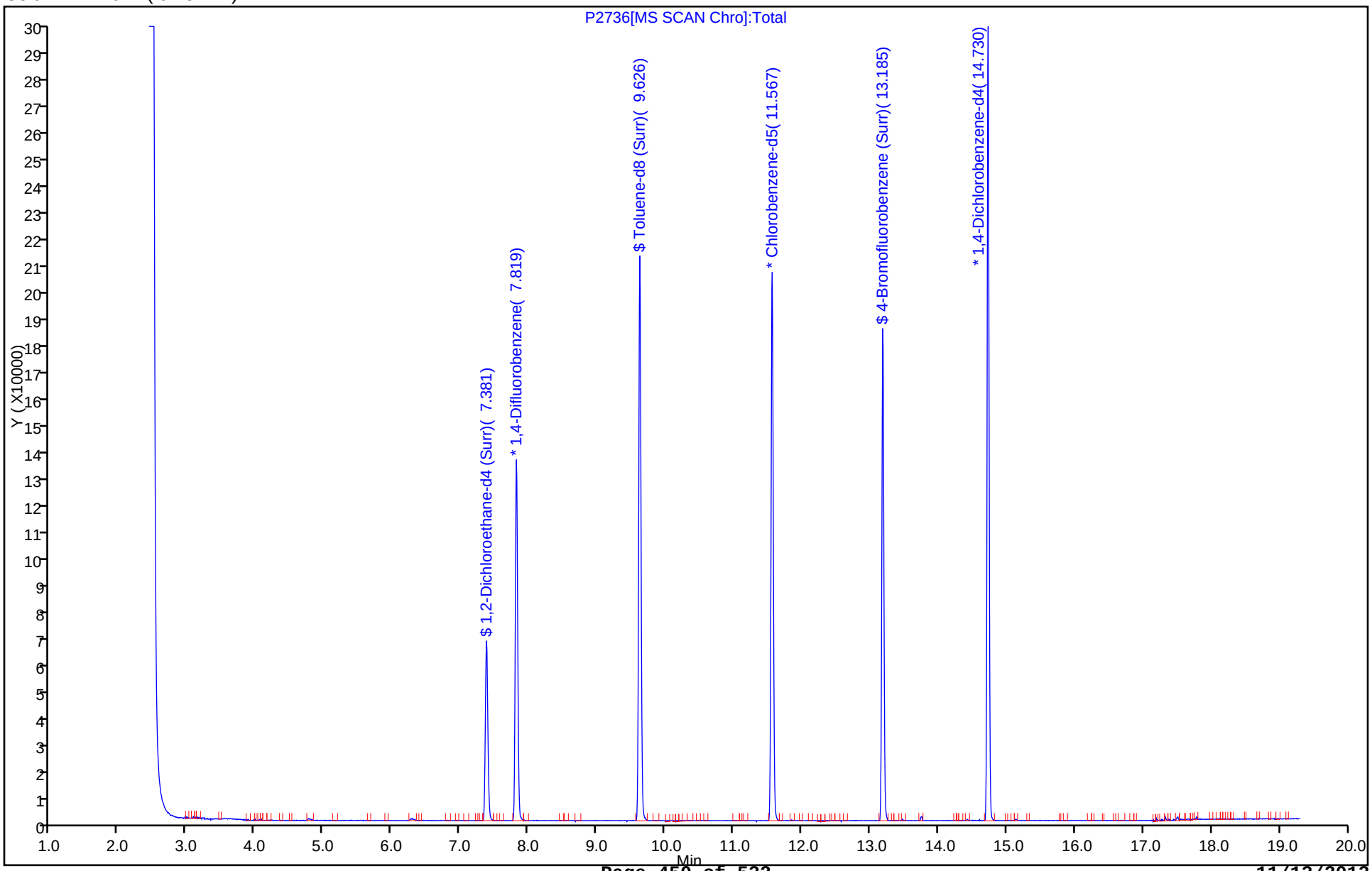

FORM I
GC/MS VOA ORGANICS ANALYSIS DATA SHEET

Lab Name: TestAmerica Buffalo
Job No.: 480-47308-1
SDG No.:
Client Sample ID:
Lab Sample ID: MB 480-145222/5
Matrix: Water
Lab File ID: P2763.D
Analysis Method: 8260C
Date Collected:
Sample wt/vol: 5(mL)
Date Analyzed: 10/16/2013 10:54
Soil Aliquot Vol:
Dilution Factor: 1
Soil Extract Vol.:
GC Column: ZB-624 (60) ID: 0.25(mm)
% Moisture:
Level: (low/med) Low
Analysis Batch No.: 145222
Units: ug/L

CAS NO.	COMPOUND NAME	RESULT	Q	RL	MDL
71-55-6	1,1,1-Trichloroethane	ND		1.0	0.82
79-34-5	1,1,2,2-Tetrachloroethane	ND		1.0	0.21
76-13-1	1,1,2-Trichloro-1,2,2-trifluoroethane	ND		1.0	0.31
79-00-5	1,1,2-Trichloroethane	ND		1.0	0.23
75-34-3	1,1-Dichloroethane	ND		1.0	0.38
75-35-4	1,1-Dichloroethene	ND		1.0	0.29
120-82-1	1,2,4-Trichlorobenzene	ND		1.0	0.41
96-12-8	1,2-Dibromo-3-Chloropropane	ND		1.0	0.39
106-93-4	1,2-Dibromoethane	ND		1.0	0.73
95-50-1	1,2-Dichlorobenzene	ND		1.0	0.79
107-06-2	1,2-Dichloroethane	ND		1.0	0.21
78-87-5	1,2-Dichloropropane	ND		1.0	0.72
541-73-1	1,3-Dichlorobenzene	ND		1.0	0.78
106-46-7	1,4-Dichlorobenzene	ND		1.0	0.84
78-93-3	2-Butanone (MEK)	ND		10	1.3
591-78-6	2-Hexanone	ND		5.0	1.2
108-10-1	4-Methyl-2-pentanone (MIBK)	ND		5.0	2.1
67-64-1	Acetone	ND		10	3.0
71-43-2	Benzene	ND		1.0	0.41
75-27-4	Bromodichloromethane	ND		1.0	0.39
75-25-2	Bromoform	ND		1.0	0.26
74-83-9	Bromomethane	ND		1.0	0.69
75-15-0	Carbon disulfide	ND		1.0	0.19
56-23-5	Carbon tetrachloride	ND		1.0	0.27
108-90-7	Chlorobenzene	ND		1.0	0.75
75-00-3	Chloroethane	ND		1.0	0.32
67-66-3	Chloroform	ND		1.0	0.34
74-87-3	Chloromethane	ND		1.0	0.35
156-59-2	cis-1,2-Dichloroethene	ND		1.0	0.81
10061-01-5	cis-1,3-Dichloropropene	ND		1.0	0.36
110-82-7	Cyclohexane	ND		1.0	0.18
124-48-1	Dibromochloromethane	ND		1.0	0.32
75-71-8	Dichlorodifluoromethane	ND		1.0	0.68
100-41-4	Ethylbenzene	ND		1.0	0.74
98-82-8	Isopropylbenzene	ND		1.0	0.79

FORM I
GC/MS VOA ORGANICS ANALYSIS DATA SHEET

Lab Name: TestAmerica Buffalo
Job No.: 480-47308-1
SDG No.:
Client Sample ID:
Lab Sample ID: MB 480-145222/5
Matrix: Water
Lab File ID: P2763.D
Analysis Method: 8260C
Date Collected:
Sample wt/vol: 5(mL)
Date Analyzed: 10/16/2013 10:54
Soil Aliquot Vol:
Dilution Factor: 1
Soil Extract Vol.:
GC Column: ZB-624 (60) ID: 0.25(mm)
% Moisture:
Level: (low/med) Low
Analysis Batch No.: 145222
Units: ug/L

CAS NO.	COMPOUND NAME	RESULT	Q	RL	MDL
79-20-9	Methyl acetate	ND		1.0	0.50
1634-04-4	Methyl tert-butyl ether	ND		1.0	0.16
108-87-2	Methylcyclohexane	ND		1.0	0.16
75-09-2	Methylene Chloride	ND		1.0	0.44
179601-23-1	m-Xylene & p-Xylene	ND		1.0	0.66
95-47-6	o-Xylene	ND		1.0	0.76
100-42-5	Styrene	ND		1.0	0.73
127-18-4	Tetrachloroethene	ND		1.0	0.36
108-88-3	Toluene	ND		1.0	0.51
156-60-5	trans-1,2-Dichloroethene	ND		1.0	0.90
10061-02-6	trans-1,3-Dichloropropene	ND		1.0	0.37
79-01-6	Trichloroethene	ND		1.0	0.46
75-69-4	Trichlorofluoromethane	ND		1.0	0.88
75-01-4	Vinyl chloride	ND		1.0	0.90
1330-20-7	Xylenes, Total	ND		1.0	0.66

CAS NO.	SURROGATE	%REC	Q	LIMITS
17060-07-0	1,2-Dichloroethane-d4 (Surr)	105		66-137
460-00-4	4-Bromofluorobenzene (Surr)	95		73-120
2037-26-5	Toluene-d8 (Surr)	97		71-126

TestAmerica Buffalo
Target Compound Quantitation Report

Data File: \\Bufchrom\ChromData\HP5973P\20131016-26252.b\P2763.D
Lims ID: MB Lab Sample ID:
Client ID:
Sample Type: MB
Inject. Date: 16-Oct-2013 10:54:30 ALS Bottle#: 27 Worklist Smp#: 5
Purge Vol: 5.000 mL Dil. Factor: 1.0000
Sample Info: MB
Misc. Info.: 480-0026252-005 =480-0026252-005
Operator ID: PJQ Instrument ID: HP5973P

Method: \\Bufchrom\ChromData\HP5973P\20131016-26252.b\P-8260H2O.m
Limit Group: MV - 8260C ICAL
Last Update: 16-Oct-2013 10:52:31 Calib Date: 30-Sep-2013 22:31:30
Integrator: RTE ID Type: Deconvolution ID
Quant Method: Internal Standard Quant By: Initial Calibration
Last ICal File: \\Bufchrom\ChromData\HP5973P\20130930-25739.b\P2168.D

Column 1 : ZB-624 (0.25 mm) Detector MS SCAN
Process Host: XAWRK007

First Level Reviewer: quirkp Date: 16-Oct-2013 10:52:31

Compound	Sig	RT (min.)	Adj RT (min.)	Dlt RT (min.)	Q	Response	On-Col Amt ug/L	Flags
* 1 1,4-Difluorobenzene	114	7.825	7.819	0.006	91	149285	25.0	
* 2 Chlorobenzene-d5	82	11.567	11.567	0.0	79	84222	25.0	
* 3 1,4-Dichlorobenzene-d4	152	14.730	14.730	0.0	92	99389	25.0	
$ 4 1,2-Dichloroethane-d4 (Surr)	67	7.387	7.381	0.006	58	35695	26.2	
$ 5 Toluene-d8 (Surr)	98	9.632	9.626	0.006	91	190343	24.2	
$ 6 4-Bromofluorobenzene (Surr)	174	13.191	13.185	0.006	90	67385	23.7	
10 Dichlorodifluoromethane	85		2.685					
15 Chlorodifluoromethane	51		2.715					
11 Chloromethane	50		2.885					
17 Vinyl chloride	62		3.074					
12 Bromomethane	94		3.475					
13 Chloroethane	64		3.579					
19 Dichlorofluoromethane	67		3.846					
14 Trichlorofluoromethane	101		3.932					
20 Ethyl ether	59		4.163					
26 Propene oxide	58		4.297					
22 Acrolein	56		4.376					
16 1,1,2-Trichloro-1,2,2-trifluoroe	101		4.461					
25 1,1-Dichloroethene	96		4.479					
24 Acetone	43		4.540					
23 Isopropyl alcohol	45		4.686					
18 Iodomethane	142		4.698					
27 Carbon disulfide	76		4.771					
30 Methyl acetate	43		4.875					
28 3-Chloro-1-propene	41		4.881					
29 Acetonitrile	40		4.899					
31 Methylene Chloride	84		5.033					
33 2-Methyl-2-propanol	59		5.124					
32 Methyl tert-butyl ether	73		5.270					
35 trans-1,2-Dichloroethene	96		5.313					
34 Acrylonitrile	53		5.319					

Compound	Sig	RT (min.)	Adj RT (min.)	Dlt RT (min.)	Q	Response	On-Col Amt ug/L	Flags
36 Hexane	57		5.526					
37 Isopropyl ether	45		5.757					
38 Vinyl acetate	43		5.781					
40 1,1-Dichloroethane	63		5.793					
39 1,1-Dimethoxyethane	75		5.848					
41 2-Chloro-1,3-butadiene	53		5.872					
42 Tert-butyl ethyl ether	59		6.158					
44 2-Butanone (MEK)	43		6.426					
45 2,2-Dichloropropane	77		6.432					
43 cis-1,2-Dichloroethene	96		6.438					
46 Ethyl acetate	43		6.438					
47 Propionitrile	54		6.554					
48 Methacrylonitrile	41		6.700					
50 Chlorobromomethane	128		6.730					
51 Tetrahydrofuran	42		6.761					
49 Chloroform	83		6.785					
52 1,1,1-Trichloroethane	97		6.992					
54 Cyclohexane	56		7.046					
56 1,1-Dichloropropene	75		7.162					
55 Carbon tetrachloride	117		7.174					
53 Isobutyl alcohol	43		7.259					
57 Benzene	78		7.424					
58 Tert-amyl methyl ether	73		7.460					
60 1,2-Dichloroethane	62		7.466					
59 n-Heptane	43		7.576					
61 n-Butanol	56		8.026					
62 Trichloroethene	95		8.154					
64 Methylcyclohexane	83		8.354					
63 1,2-Dichloropropane	63		8.452					
65 Methyl methacrylate	41		8.488					
68 1,4-Dioxane	88		8.604					
69 Dibromomethane	93		8.628					
70 Dichlorobromomethane	83		8.786					
72 2-Nitropropane	43		9.072					
71 2-Chloroethyl vinyl ether	63		9.084					
74 Epichlorohydrin	57		9.230					
73 cis-1,3-Dichloropropene	75		9.310					
75 4-Methyl-2-pentanone (MIBK)	43		9.449					
76 Toluene	92		9.711					
66 2-Methylthiophene	97		10.013					
78 trans-1,3-Dichloropropene	75		10.015					
77 Ethyl methacrylate	69		10.021					
67 3-Methylthiophene	97		10.226					
79 1,1,2-Trichloroethane	83		10.277					
80 Tetrachloroethene	166		10.423					
82 1,3-Dichloropropane	76		10.496					
83 2-Hexanone	43		10.520					
81 Chlorodibromomethane	129		10.824					
85 Ethylene Dibromide	107		10.995					
84 3-Chlorobenzotrifluoride	180		11.475					
86 4-Chlorobenzotrifluoride	180		11.554					
87 Chlorobenzene	112		11.603					

Compound	Sig	RT (min.)	Adj RT (min.)	Dlt RT (min.)	Q	Response	On-Col Amt ug/L	Flags
89 Ethylbenzene	91		11.700					
88 1,1,1,2-Tetrachloroethane	131		11.706					
90 m-Xylene & p-Xylene	106		11.852					
93 o-Xylene	106		12.424					
94 Styrene	104		12.455					
91 2-Chlorobenzotrifluoride	180		12.783					
92 Bromoform	173		12.802					
95 Isopropylbenzene	105		12.911					
96 Cyclohexanone	55		13.154					
97 1,1,2,2-Tetrachloroethane	83		13.398					
100 Bromobenzene	156		13.416					
98 trans-1,4-Dichloro-2-butene	53		13.459					
101 1,2,3-Trichloropropane	110		13.471					
99 N-Propylbenzene	91		13.477					
103 2-Chlorotoluene	126		13.647					
102 1,3,5-Trimethylbenzene	105		13.702					
104 3-Chlorotoluene	126		13.726					
105 4-Chlorotoluene	126		13.787					
106 tert-Butylbenzene	134		14.146					
107 1,2,4-Trimethylbenzene	105		14.213					
108 Pentachloroethane	167		14.243					
109 sec-Butylbenzene	105		14.426					
112 4-Isopropyltoluene	119		14.602					
110 1,3-Dichlorobenzene	146		14.645					
114 Dicyclopentadiene	66		14.760					
111 1,4-Dichlorobenzene	146		14.760					
113 1,2,3-Trimethylbenzene	105		14.785					
115 n-Butylbenzene	91		15.138					
116 1,2-Dichlorobenzene	146		15.253					
117 1,2-Dibromo-3-Chloropropane	75		16.245					
118 1,3,5-Trichlorobenzene	180		16.439					
119 1,2,4-Trichlorobenzene	180		17.194					
120 Hexachlorobutadiene	225		17.328					
121 Naphthalene	128		17.498					
122 1,2,3-Trichlorobenzene	180		17.778					
137 1-Bromopropane TIC	1		0.0					
138 Ethylene oxide TIC	1		0.0					
136 Propene oxide TIC	1		0.0					
134 Halothane	1		0.0					
135 Pentachloroethane TIC	1		0.0					
S 123 1,2-Dichloroethene, Total	1		30.000					
S 124 1,3-Dichloropropene, Total	1		30.000					
S 125 Total BTEX	1		30.000					
S 126 Xylenes, Total	1		30.000					
T 9 bis(2-chloromethyl)ether TIC	1		0.0					
T 7 Ethylene oxide	1		0.0					
T 127 Ethanol TIC	45		0.0					
T 128 Hexachloroethane TIC	201		0.0					
T 132 tert-amyl alcohol TIC	1		0.0					
T 129 bis(chloromethyl)ether TIC	1		0.0					
T 130 Bromoethane TIC	1		0.0					
T 133 Aziridine TIC	1		0.0					

Compound	Sig	RT (min.)	Adj RT (min.)	Dlt RT (min.)	Q	Response	On-Col Amt ug/L	Flags
T 131 1-Bromopropane	1		0.0					

Report Date: 16-Oct-2013 10:52:31 Chrom Revision: 2.1 30-Sep-2013 13:45:28

TestAmerica Buffalo

Data File: \\Bufchrom\ChromData\HP5973P\20131016-26252.b\P2763.D

Injection Date:	16-Oct-2013 10:54:30	Instrument ID:	HP5973P	Operator ID:	PJQ
Lims ID:	MB	Lab Sample ID:		Worklist Smp#:	5
Client ID:					
Purge Vol:	5.000 mL	Dil. Factor:	1.0000	ALS Bottle#:	27
Method:	P-8260H2O	Limit Group:	MV - 8260C ICAL		

Column: ZB-624 (0.25 mm)

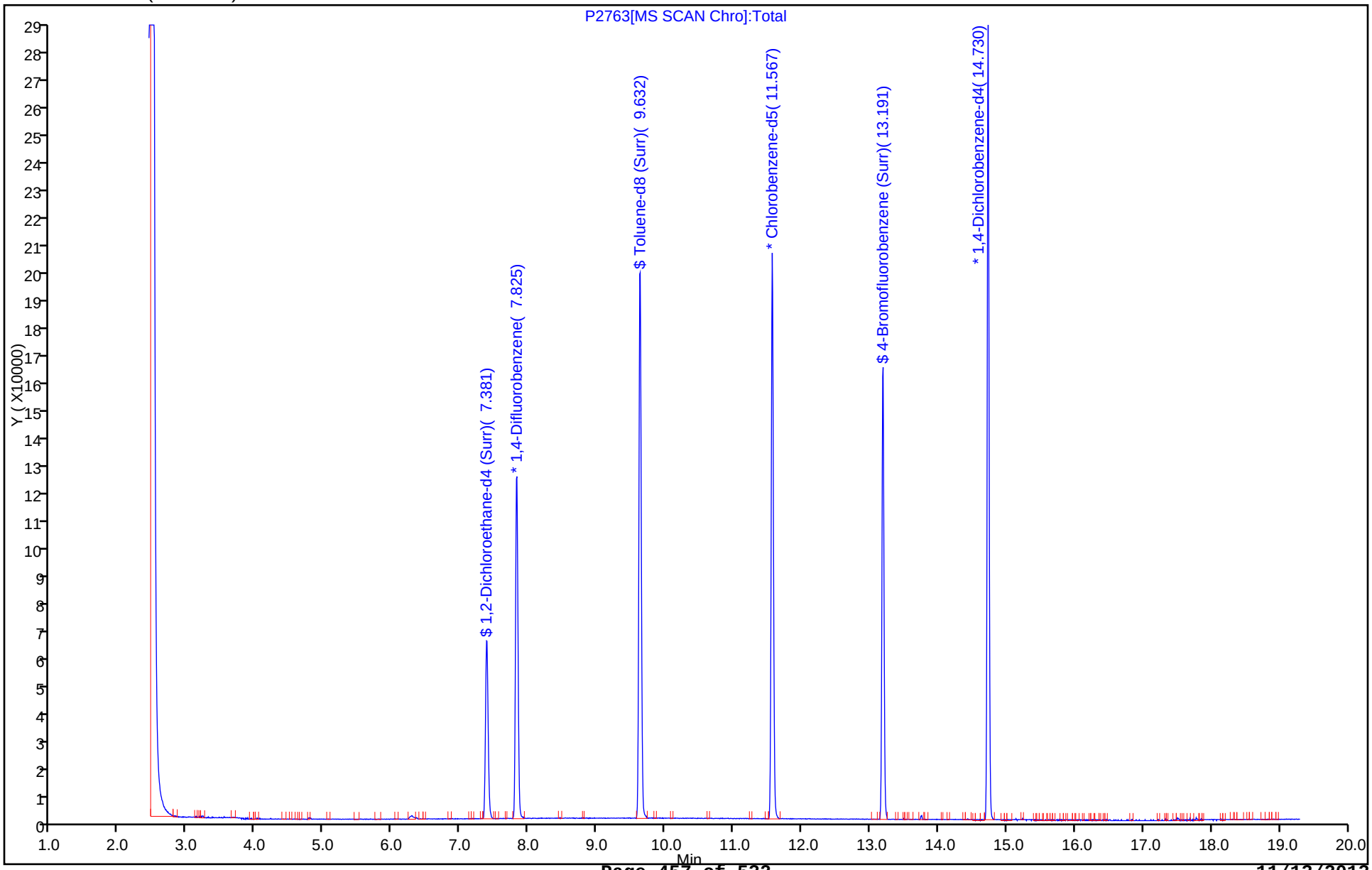

FORM I
GC/MS VOA ORGANICS ANALYSIS DATA SHEET

Lab Name: TestAmerica Buffalo
Job No.: 480-47308-1
SDG No.:
Client Sample ID:
Lab Sample ID: MB 480-145436/5
Matrix: Water
Lab File ID: P2786.D
Analysis Method: 8260C
Date Collected:
Sample wt/vol: 5(mL)
Date Analyzed: 10/16/2013 22:01
Soil Aliquot Vol:
Dilution Factor: 1
Soil Extract Vol.:
GC Column: ZB-624 (60) ID: 0.25(mm)
% Moisture:
Level: (low/med) Low
Analysis Batch No.: 145436
Units: ug/L

CAS NO.	COMPOUND NAME	RESULT	Q	RL	MDL
71-55-6	1,1,1-Trichloroethane	ND		1.0	0.82
79-34-5	1,1,2,2-Tetrachloroethane	ND		1.0	0.21
76-13-1	1,1,2-Trichloro-1,2,2-trifluoroethane	ND		1.0	0.31
79-00-5	1,1,2-Trichloroethane	ND		1.0	0.23
75-34-3	1,1-Dichloroethane	ND		1.0	0.38
75-35-4	1,1-Dichloroethene	ND		1.0	0.29
120-82-1	1,2,4-Trichlorobenzene	ND		1.0	0.41
96-12-8	1,2-Dibromo-3-Chloropropane	ND		1.0	0.39
106-93-4	1,2-Dibromoethane	ND		1.0	0.73
95-50-1	1,2-Dichlorobenzene	ND		1.0	0.79
107-06-2	1,2-Dichloroethane	ND		1.0	0.21
78-87-5	1,2-Dichloropropane	ND		1.0	0.72
541-73-1	1,3-Dichlorobenzene	ND		1.0	0.78
106-46-7	1,4-Dichlorobenzene	ND		1.0	0.84
78-93-3	2-Butanone (MEK)	ND		10	1.3
591-78-6	2-Hexanone	ND		5.0	1.2
108-10-1	4-Methyl-2-pentanone (MIBK)	ND		5.0	2.1
67-64-1	Acetone	ND		10	3.0
71-43-2	Benzene	ND		1.0	0.41
75-27-4	Bromodichloromethane	ND		1.0	0.39
75-25-2	Bromoform	ND		1.0	0.26
74-83-9	Bromomethane	ND		1.0	0.69
75-15-0	Carbon disulfide	ND		1.0	0.19
56-23-5	Carbon tetrachloride	ND		1.0	0.27
108-90-7	Chlorobenzene	ND		1.0	0.75
75-00-3	Chloroethane	ND		1.0	0.32
67-66-3	Chloroform	ND		1.0	0.34
74-87-3	Chloromethane	ND		1.0	0.35
156-59-2	cis-1,2-Dichloroethene	ND		1.0	0.81
10061-01-5	cis-1,3-Dichloropropene	ND		1.0	0.36
110-82-7	Cyclohexane	ND		1.0	0.18
124-48-1	Dibromochloromethane	ND		1.0	0.32
75-71-8	Dichlorodifluoromethane	ND		1.0	0.68
100-41-4	Ethylbenzene	ND		1.0	0.74
98-82-8	Isopropylbenzene	ND		1.0	0.79

FORM I
GC/MS VOA ORGANICS ANALYSIS DATA SHEET

Lab Name: TestAmerica Buffalo
Job No.: 480-47308-1
SDG No.:
Client Sample ID:
Lab Sample ID: MB 480-145436/5
Matrix: Water
Lab File ID: P2786.D
Analysis Method: 8260C
Date Collected:
Sample wt/vol: 5(mL)
Date Analyzed: 10/16/2013 22:01
Soil Aliquot Vol:
Dilution Factor: 1
Soil Extract Vol.:
GC Column: ZB-624 (60) ID: 0.25(mm)
% Moisture:
Level: (low/med) Low
Analysis Batch No.: 145436
Units: ug/L

CAS NO.	COMPOUND NAME	RESULT	Q	RL	MDL
79-20-9	Methyl acetate	ND		1.0	0.50
1634-04-4	Methyl tert-butyl ether	ND		1.0	0.16
108-87-2	Methylcyclohexane	ND		1.0	0.16
75-09-2	Methylene Chloride	ND		1.0	0.44
179601-23-1	m-Xylene & p-Xylene	ND		1.0	0.66
95-47-6	o-Xylene	ND		1.0	0.76
100-42-5	Styrene	ND		1.0	0.73
127-18-4	Tetrachloroethene	ND		1.0	0.36
108-88-3	Toluene	ND		1.0	0.51
156-60-5	trans-1,2-Dichloroethene	ND		1.0	0.90
10061-02-6	trans-1,3-Dichloropropene	ND		1.0	0.37
79-01-6	Trichloroethene	ND		1.0	0.46
75-69-4	Trichlorofluoromethane	ND		1.0	0.88
75-01-4	Vinyl chloride	ND		1.0	0.90
1330-20-7	Xylenes, Total	ND		1.0	0.66

CAS NO.	SURROGATE	%REC	Q	LIMITS
17060-07-0	1,2-Dichloroethane-d4 (Surr)	102		66-137
460-00-4	4-Bromofluorobenzene (Surr)	97		73-120
2037-26-5	Toluene-d8 (Surr)	97		71-126

TestAmerica Buffalo
Target Compound Quantitation Report

Data File: \\Bufchrom\ChromData\HP5973P\20131016-26284.b\P2786.D
Lims ID: MB Lab Sample ID:
Client ID:
Sample Type: MB
Inject. Date: 16-Oct-2013 22:01:30 ALS Bottle#: 4 Worklist Smp#: 5
Purge Vol: 5.000 mL Dil. Factor: 1.0000
Sample Info: MB
Operator ID: CDC Instrument ID: HP5973P

Method: \\Bufchrom\ChromData\HP5973P\20131016-26284.b\P-8260H2O.m
Limit Group: MV - 8260C ICAL
Last Update: 16-Oct-2013 22:11:10 Calib Date: 30-Sep-2013 22:31:30
Integrator: RTE ID Type: Deconvolution ID
Quant Method: Internal Standard Quant By: Initial Calibration
Last ICal File: \\Bufchrom\ChromData\HP5973P\20130930-25739.b\P2168.D

Column 1 : ZB-624 (0.25 mm) Detector MS SCAN
Process Host: XAWRK020

First Level Reviewer: cwiklinc Date: 16-Oct-2013 22:37:44

Compound	Sig	RT (min.)	Adj RT (min.)	Dlt RT (min.)	Q	Response	On-Col Amt ug/L	Flags
* 1 1,4-Difluorobenzene	114	7.819	7.819	0.0	91	153930	25.0	
* 2 Chlorobenzene-d5	82	11.567	11.567	0.0	77	86192	25.0	
* 3 1,4-Dichlorobenzene-d4	152	14.730	14.730	0.0	92	104091	25.0	
$ 4 1,2-Dichloroethane-d4 (Surr)	67	7.381	7.381	0.0	58	35677	25.4	
$ 5 Toluene-d8 (Surr)	98	9.626	9.626	0.0	91	195604	24.3	
$ 6 4-Bromofluorobenzene (Surr)	174	13.191	13.185	0.006	92	70642	24.2	
10 Dichlorodifluoromethane	85		2.684					
15 Chlorodifluoromethane	51		2.703					
11 Chloromethane	50		2.903					
17 Vinyl chloride	62		3.086					
12 Bromomethane	94		3.481					
13 Chloroethane	64		3.585					
19 Dichlorofluoromethane	67		3.840					
14 Trichlorofluoromethane	101		3.938					
20 Ethyl ether	59		4.157					
26 Propene oxide	58		4.284					
22 Acrolein	56		4.388					
16 1,1,2-Trichloro-1,2,2-trifluoroe	101		4.461					
25 1,1-Dichloroethene	96		4.479					
24 Acetone	43		4.552					
23 Isopropyl alcohol	45		4.680					
18 Iodomethane	142		4.698					
27 Carbon disulfide	76		4.777					
28 3-Chloro-1-propene	41		4.875					
30 Methyl acetate	43		4.881					
29 Acetonitrile	40		4.905					
31 Methylene Chloride	84		5.039					
33 2-Methyl-2-propanol	59		5.118					
32 Methyl tert-butyl ether	73		5.276					
35 trans-1,2-Dichloroethene	96		5.319					
34 Acrylonitrile	53		5.331					
36 Hexane	57		5.519					

Compound	Sig	RT (min.)	Adj RT (min.)	Dlt RT (min.)	Q	Response	On-Col Amt ug/L	Flags
37 Isopropyl ether	45		5.751					
38 Vinyl acetate	43		5.787					
40 1,1-Dichloroethane	63		5.799					
39 1,1-Dimethoxyethane	75		5.842					
41 2-Chloro-1,3-butadiene	53		5.866					
42 Tert-butyl ethyl ether	59		6.152					
44 2-Butanone (MEK)	43		6.432					
46 Ethyl acetate	43		6.432					
45 2,2-Dichloropropane	77		6.444					
43 cis-1,2-Dichloroethene	96		6.450					
47 Propionitrile	54		6.554					
48 Methacrylonitrile	41		6.700					
50 Chlorobromomethane	128		6.736					
51 Tetrahydrofuran	42		6.767					
49 Chloroform	83		6.791					
52 1,1,1-Trichloroethane	97		6.998					
54 Cyclohexane	56		7.046					
56 1,1-Dichloropropene	75		7.168					
55 Carbon tetrachloride	117		7.180					
53 Isobutyl alcohol	43		7.259					
57 Benzene	78		7.424					
58 Tert-amyl methyl ether	73		7.454					
60 1,2-Dichloroethane	62		7.472					
59 n-Heptane	43		7.576					
61 n-Butanol	56		8.026					
62 Trichloroethene	95		8.154					
64 Methylcyclohexane	83		8.354					
63 1,2-Dichloropropane	63		8.458					
65 Methyl methacrylate	41		8.482					
68 1,4-Dioxane	88		8.604					
69 Dibromomethane	93		8.634					
70 Dichlorobromomethane	83		8.792					
72 2-Nitropropane	43		9.066					
71 2-Chloroethyl vinyl ether	63		9.084					
74 Epichlorohydrin	57		9.230					
73 cis-1,3-Dichloropropene	75		9.309					
75 4-Methyl-2-pentanone (MIBK)	43		9.455					
76 Toluene	92		9.717					
66 2-Methylthiophene	97		10.013					
78 trans-1,3-Dichloropropene	75		10.015					
77 Ethyl methacrylate	69		10.021					
67 3-Methylthiophene	97		10.226					
79 1,1,2-Trichloroethane	83		10.277					
80 Tetrachloroethene	166		10.423					
82 1,3-Dichloropropane	76		10.496					
83 2-Hexanone	43		10.526					
81 Chlorodibromomethane	129		10.824					
85 Ethylene Dibromide	107		10.995					
84 3-Chlorobenzotrifluoride	180		11.475					
86 4-Chlorobenzotrifluoride	180		11.554					
87 Chlorobenzene	112		11.609					
89 Ethylbenzene	91		11.700					

Compound	Sig	RT (min.)	Adj RT (min.)	Dlt RT (min.)	Q	Response	On-Col Amt ug/L	Flags
88 1,1,1,2-Tetrachloroethane	131		11.712					
90 m-Xylene & p-Xylene	106		11.852					
93 o-Xylene	106		12.424					
94 Styrene	104		12.455					
91 2-Chlorobenzotrifluoride	180		12.783					
92 Bromoform	173		12.807					
95 Isopropylbenzene	105		12.911					
96 Cyclohexanone	55		13.154					
97 1,1,2,2-Tetrachloroethane	83		13.404					
100 Bromobenzene	156		13.416					
98 trans-1,4-Dichloro-2-butene	53		13.458					
101 1,2,3-Trichloropropane	110		13.471					
99 N-Propylbenzene	91		13.477					
103 2-Chlorotoluene	126		13.647					
102 1,3,5-Trimethylbenzene	105		13.702					
104 3-Chlorotoluene	126		13.726					
105 4-Chlorotoluene	126		13.793					
106 tert-Butylbenzene	134		14.146					
107 1,2,4-Trimethylbenzene	105		14.213					
108 Pentachloroethane	167		14.243					
109 sec-Butylbenzene	105		14.432					
112 4-Isopropyltoluene	119		14.602					
110 1,3-Dichlorobenzene	146		14.645					
111 1,4-Dichlorobenzene	146		14.760					
114 Dicyclopentadiene	66		14.760					
113 1,2,3-Trimethylbenzene	105		14.785					
115 n-Butylbenzene	91		15.138					
116 1,2-Dichlorobenzene	146		15.253					
117 1,2-Dibromo-3-Chloropropane	75		16.245					
118 1,3,5-Trichlorobenzene	180		16.439					
119 1,2,4-Trichlorobenzene	180		17.194					
120 Hexachlorobutadiene	225		17.328					
121 Naphthalene	128		17.498					
122 1,2,3-Trichlorobenzene	180		17.778					
137 1-Bromopropane TIC	1		0.0					
138 Ethylene oxide TIC	1		0.0					
136 Propene oxide TIC	1		0.0					
134 Halothane	1		0.0					
135 Pentachloroethane TIC	1		0.0					
S 123 1,2-Dichloroethene, Total	1		30.000					
S 124 1,3-Dichloropropene, Total	1		30.000					
S 125 Total BTEX	1		30.000					
S 126 Xylenes, Total	1		30.000					
T 9 bis(2-chloromethyl)ether TIC	1		0.0					
T 7 Ethylene oxide	1		0.0					
T 127 Ethanol TIC	45		0.0					
T 128 Hexachloroethane TIC	201		0.0					
T 132 tert-amyl alcohol TIC	1		0.0					
T 129 bis(chloromethyl)ether TIC	1		0.0					
T 130 Bromoethane TIC	1		0.0					
T 133 Aziridine TIC	1		0.0					
T 131 1-Bromopropane	1		0.0					

Report Date: 16-Oct-2013 22:37:44 Chrom Revision: 2.1 30-Sep-2013 13:45:28

TestAmerica Buffalo

Data File: \\Bufchrom\ChromData\HP5973P\20131016-26284.b\P2786.D

Injection Date:	16-Oct-2013 22:01:30	Instrument ID:	HP5973P	Operator ID:	CDC
Lims ID:	MB	Lab Sample ID:		Worklist Smp#:	5
Client ID:					
Purge Vol:	5.000 mL	Dil. Factor:	1.0000	ALS Bottle#:	4
Method:	P-8260H2O	Limit Group:	MV - 8260C ICAL		

Column: ZB-624 (0.25 mm)

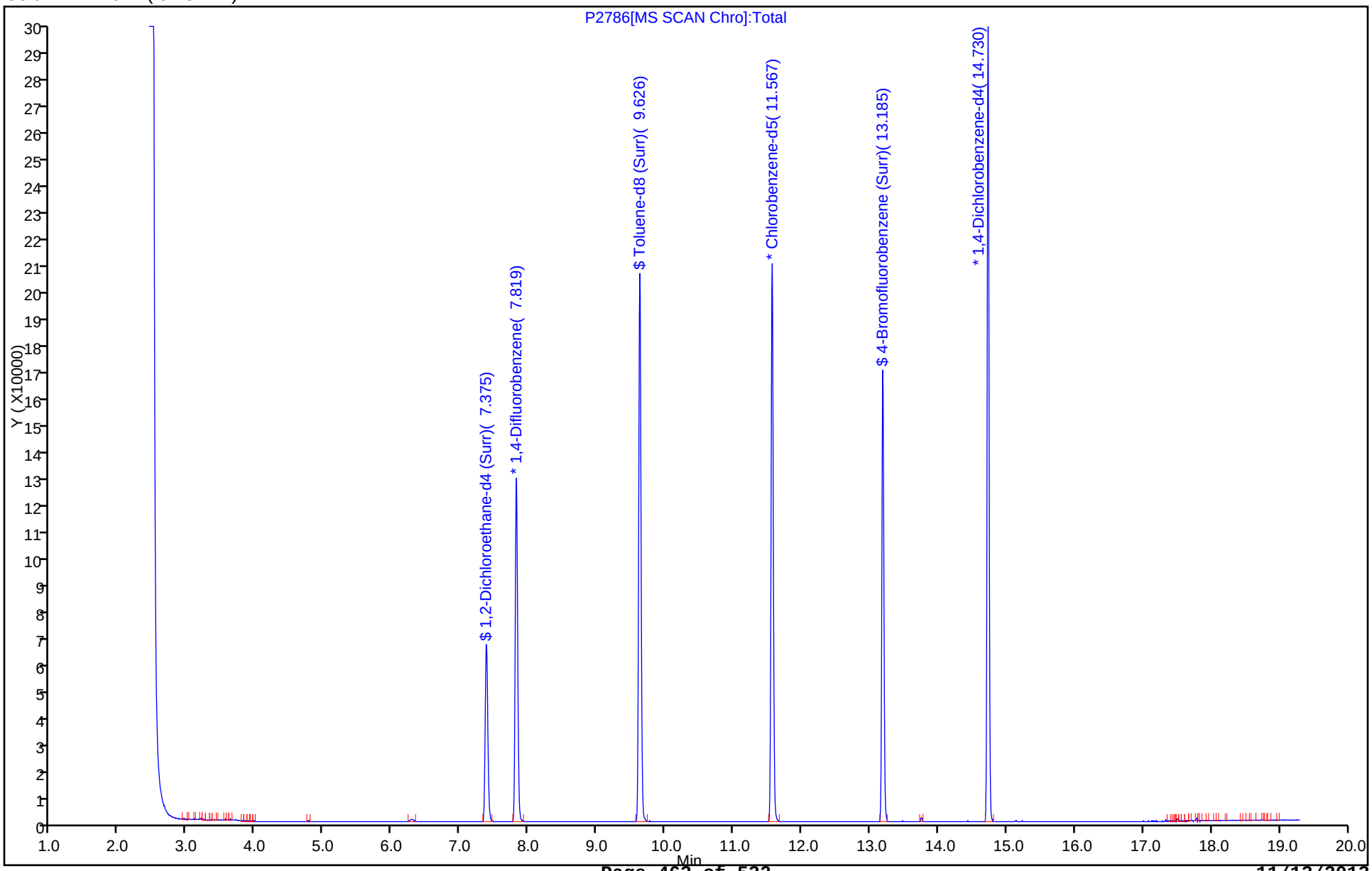

FORM I
GC/MS VOA ORGANICS ANALYSIS DATA SHEET

Lab Name: TestAmerica Buffalo | Job No.: 480-47308-1

SDG No.:

Client Sample ID: | Lab Sample ID: MB 480-145571/6

Matrix: Water | Lab File ID: C33203.D

Analysis Method: 8260C | Date Collected:

Sample wt/vol: 5(mL) | Date Analyzed: 10/17/2013 12:29

Soil Aliquot Vol: | Dilution Factor: 1

Soil Extract Vol.: | GC Column: ZB-624 (30) ID: 0.53(mm)

% Moisture: | Level: (low/med) Low

Analysis Batch No.: 145571 | Units: ug/L

CAS NO.	COMPOUND NAME	RESULT	Q	RL	MDL
71-55-6	1,1,1-Trichloroethane	ND		1.0	0.82
79-34-5	1,1,2,2-Tetrachloroethane	ND		1.0	0.21
76-13-1	1,1,2-Trichloro-1,2,2-trifluoroethane	ND		1.0	0.31
79-00-5	1,1,2-Trichloroethane	ND		1.0	0.23
75-34-3	1,1-Dichloroethane	ND		1.0	0.38
75-35-4	1,1-Dichloroethene	ND		1.0	0.29
120-82-1	1,2,4-Trichlorobenzene	ND		1.0	0.41
96-12-8	1,2-Dibromo-3-Chloropropane	ND		1.0	0.39
106-93-4	1,2-Dibromoethane	ND		1.0	0.73
95-50-1	1,2-Dichlorobenzene	ND		1.0	0.79
107-06-2	1,2-Dichloroethane	ND		1.0	0.21
78-87-5	1,2-Dichloropropane	ND		1.0	0.72
541-73-1	1,3-Dichlorobenzene	ND		1.0	0.78
106-46-7	1,4-Dichlorobenzene	ND		1.0	0.84
78-93-3	2-Butanone (MEK)	ND		10	1.3
591-78-6	2-Hexanone	ND		5.0	1.2
108-10-1	4-Methyl-2-pentanone (MIBK)	ND		5.0	2.1
67-64-1	Acetone	ND		10	3.0
71-43-2	Benzene	ND		1.0	0.41
75-27-4	Bromodichloromethane	ND		1.0	0.39
75-25-2	Bromoform	ND		1.0	0.26
74-83-9	Bromomethane	ND		1.0	0.69
75-15-0	Carbon disulfide	ND		1.0	0.19
56-23-5	Carbon tetrachloride	ND		1.0	0.27
108-90-7	Chlorobenzene	ND		1.0	0.75
75-00-3	Chloroethane	ND		1.0	0.32
67-66-3	Chloroform	ND		1.0	0.34
74-87-3	Chloromethane	ND		1.0	0.35
156-59-2	cis-1,2-Dichloroethene	ND		1.0	0.81
10061-01-5	cis-1,3-Dichloropropene	ND		1.0	0.36
110-82-7	Cyclohexane	ND		1.0	0.18
124-48-1	Dibromochloromethane	ND		1.0	0.32
75-71-8	Dichlorodifluoromethane	ND		1.0	0.68
100-41-4	Ethylbenzene	ND		1.0	0.74
98-82-8	Isopropylbenzene	ND		1.0	0.79

FORM I
GC/MS VOA ORGANICS ANALYSIS DATA SHEET

Lab Name: TestAmerica Buffalo
Job No.: 480-47308-1
SDG No.:
Client Sample ID:
Lab Sample ID: MB 480-145571/6
Matrix: Water
Lab File ID: C33203.D
Analysis Method: 8260C
Date Collected:
Sample wt/vol: 5(mL)
Date Analyzed: 10/17/2013 12:29
Soil Aliquot Vol:
Dilution Factor: 1
Soil Extract Vol.:
GC Column: ZB-624 (30) ID: 0.53(mm)
% Moisture:
Level: (low/med) Low
Analysis Batch No.: 145571
Units: ug/L

CAS NO.	COMPOUND NAME	RESULT	Q	RL	MDL
79-20-9	Methyl acetate	ND		1.0	0.50
1634-04-4	Methyl tert-butyl ether	ND		1.0	0.16
108-87-2	Methylcyclohexane	ND		1.0	0.16
75-09-2	Methylene Chloride	ND		1.0	0.44
179601-23-1	m-Xylene & p-Xylene	ND		1.0	0.66
95-47-6	o-Xylene	ND		1.0	0.76
100-42-5	Styrene	ND		1.0	0.73
127-18-4	Tetrachloroethene	ND		1.0	0.36
108-88-3	Toluene	ND		1.0	0.51
156-60-5	trans-1,2-Dichloroethene	ND		1.0	0.90
10061-02-6	trans-1,3-Dichloropropene	ND		1.0	0.37
79-01-6	Trichloroethene	ND		1.0	0.46
75-69-4	Trichlorofluoromethane	ND		1.0	0.88
75-01-4	Vinyl chloride	ND		1.0	0.90
1330-20-7	Xylenes, Total	ND		1.0	0.66

CAS NO.	SURROGATE	%REC	Q	LIMITS
17060-07-0	1,2-Dichloroethane-d4 (Surr)	116		66-137
460-00-4	4-Bromofluorobenzene (Surr)	104		73-120
2037-26-5	Toluene-d8 (Surr)	105		71-126

TestAmerica Buffalo
Target Compound Quantitation Report

Data File: \\Bufchrom\ChromData\HP5973C\20131017-26311.b\C33203.D
Lims ID: MB Lab Sample ID:
Client ID:
Sample Type: MB
Inject. Date: 17-Oct-2013 12:29:30 ALS Bottle#: 27 Worklist Smp#: 6
Purge Vol: 5.000 mL Dil. Factor: 1.0000
Sample Info: MB
Misc. Info.: 480-0026311-006
Operator ID: LH Instrument ID: HP5973C

Method: \\Bufchrom\ChromData\HP5973C\20131017-26311.b\C-8260.m
Limit Group: MV - 8260C ICAL
Last Update: 17-Oct-2013 12:47:49 Calib Date: 27-Sep-2013 14:30:30
Integrator: RTE ID Type: Deconvolution ID
Quant Method: Internal Standard Quant By: Initial Calibration
Last ICal File: \\Bufchrom\ChromData\HP5973C\20130927-25664.b\C32573.D

Column 1 : ZB-624 (0.25 mm) Detector MS SCAN
Process Host: XAWRK048

First Level Reviewer: HillL Date: 17-Oct-2013 12:47:49

Compound	Sig	RT (min.)	Adj RT (min.)	Dlt RT (min.)	Q	Response	On-Col Amt ug/L	Flags
* 1 1,4-Difluorobenzene	114	9.416	9.416	0.0	95	356683	25.0	
* 2 Chlorobenzene-d5	82	11.788	11.788	0.0	88	203488	25.0	
* 3 1,4-Dichlorobenzene-d4	152	13.804	13.804	0.0	97	204259	25.0	
$ 4 1,2-Dichloroethane-d4 (Surr)	67	9.167	9.156	0.011	0	89124	28.9	
$ 5 Toluene-d8 (Surr)	98	10.602	10.602	0.0	94	481037	26.2	
$ 6 4-Bromofluorobenzene (Surr)	174	12.737	12.737	0.0	86	147711	25.9	
10 Dichlorodifluoromethane	85		4.448					
11 Chlorodifluoromethane	51		4.507					
12 Chloromethane	50		4.851					
13 Vinyl chloride	62		5.088					
14 Bromomethane	94		5.681					
15 Chloroethane	64		5.823					
16 Dichlorofluoromethane	67		6.120					
17 Trichlorofluoromethane	101		6.179					
18 Ethyl ether	59		6.487					
19 Propene oxide	58		6.641					
20 Acrolein	56		6.737					
21 1,1,2-Trichloro-1,2,2-trifluoroe	101		6.748					
22 1,1-Dichloroethene	96		6.820					
23 Acetone	43		6.891					
24 Isopropyl alcohol	45		6.985					
25 Iodomethane	142		7.057					
26 Carbon disulfide	76		7.140					
27 Methyl acetate	43		7.175					
28 3-Chloro-1-propene	41		7.199					
29 Acetonitrile	40		7.235					
30 Methylene Chloride	84		7.341					
31 2-Methyl-2-propanol	59		7.377					
32 Methyl tert-butyl ether	73		7.519					
34 trans-1,2-Dichloroethene	96		7.578					
33 Acrylonitrile	53		7.590					

Compound	Sig	RT (min.)	Adj RT (min.)	Dlt RT (min.)	Q	Response	On-Col Amt ug/L	Flags
35 Hexane	57		7.732					
36 Isopropyl ether	45		7.887					
135 Halothane	117		7.887					
37 Vinyl acetate	43		7.922					
38 1,1-Dimethoxyethane	75		7.982					
39 1,1-Dichloroethane	63		7.982					
40 2-Chloro-1,3-butadiene	53		8.041					
41 Tert-butyl ethyl ether	59		8.195					
42 Ethyl acetate	43		8.408					
43 2-Butanone (MEK)	43		8.444					
44 2,2-Dichloropropane	77		8.468					
45 cis-1,2-Dichloroethene	96		8.480					
46 Propionitrile	54		8.551					
47 Methacrylonitrile	41		8.657					
48 Chlorobromomethane	128		8.705					
50 Chloroform	83		8.717					
49 Tetrahydrofuran	42		8.717					
51 1,1,1-Trichloroethane	97		8.895					
52 Cyclohexane	56		8.918					
53 Isobutyl alcohol	43		8.966					
54 1,1-Dichloropropene	75		9.002					
55 Carbon tetrachloride	117		9.025					
56 Tert-amyl methyl ether	73		9.156					
57 Benzene	78		9.191					
59 n-Heptane	43		9.215					
58 1,2-Dichloroethane	62		9.215					
60 n-Butanol	56		9.476					
141 2,4,4-Trimethyl-1-pentene	55		9.523					
62 Trichloroethene	95		9.666					
140 2,4,4-Trimethyl-2-pentene	97		9.677					
63 Methyl methacrylate	41		9.808					
64 Methylcyclohexane	83		9.808					
65 1,2-Dichloropropane	63		9.879					
66 1,4-Dioxane	88		9.950					
67 Dibromomethane	93		10.009					
68 Dichlorobromomethane	83		10.081					
69 2-Chloroethyl vinyl ether	63		10.199					
70 2-Nitropropane	43		10.246					
71 Epichlorohydrin	57		10.341					
72 cis-1,3-Dichloropropene	75		10.401					
73 4-Methyl-2-pentanone (MIBK)	43		10.436					
74 Toluene	92		10.662					
75 Ethyl methacrylate	69		10.733					
76 2-Methylthiophene	97		10.792					
77 trans-1,3-Dichloropropene	75		10.816					
78 3-Methylthiophene	97		10.911					
79 1,1,2-Trichloroethane	83		10.994					
80 2-Hexanone	43		11.077					
81 Tetrachloroethene	166		11.112					
82 1,3-Dichloropropane	76		11.136					
83 Chlorodibromomethane	129		11.361					
84 Ethylene Dibromide	107		11.492					

Compound	Sig	RT (min.)	Adj RT (min.)	Dlt RT (min.)	Q	Response	On-Col Amt ug/L	Flags
85 3-Chlorobenzotrifluoride	180		11.634					
86 4-Chlorobenzotrifluoride	180		11.681					
87 Chlorobenzene	112		11.824					
88 Ethylbenzene	91		11.824					
89 1,1,1,2-Tetrachloroethane	131		11.859					
90 m-Xylene & p-Xylene	106		11.895					
91 o-Xylene	106		12.251					
92 Styrene	104		12.263					
93 2-Chlorobenzotrifluoride	180		12.428					
94 Isopropylbenzene	105		12.523					
95 Bromoform	173		12.547					
96 Cyclohexanone	55		12.749					
97 1,1,2,2-Tetrachloroethane	83		12.820					
98 trans-1,4-Dichloro-2-butene	53		12.844					
99 N-Propylbenzene	91		12.867					
100 1,2,3-Trichloropropane	110		12.903					
101 Bromobenzene	156		12.927					
102 1,3,5-Trimethylbenzene	105		12.986					
103 2-Chlorotoluene	126		13.045					
104 3-Chlorotoluene	126		13.081					
105 4-Chlorotoluene	126		13.128					
106 tert-Butylbenzene	134		13.318					
107 1,2,4-Trimethylbenzene	105		13.354					
108 Pentachloroethane	167		13.448					
109 sec-Butylbenzene	105		13.520					
110 4-Isopropyltoluene	119		13.614					
111 1,3-Dichlorobenzene	146		13.757					
112 1,2,3-Trimethylbenzene	105		13.804					
113 1,4-Dichlorobenzene	146		13.840					
114 Dicyclopentadiene	66		13.851					
115 n-Butylbenzene	91		14.030					
116 1,2-Dichlorobenzene	146		14.255					
117 1,2-Dibromo-3-Chloropropane	75		15.144					
118 1,3,5-Trichlorobenzene	180		15.310					
119 1,2,4-Trichlorobenzene	180		16.176					
120 Hexachlorobutadiene	225		16.271					
121 Naphthalene	128		16.615					
122 1,2,3-Trichlorobenzene	180		16.982					
143 Propene oxide TIC	1		0.0					
144 1-Bromopropane TIC	1		0.0					
145 Ethylene oxide TIC	1		0.0					
137 Nitrobenzene	77		0.0					
142 Ethyl acrylate	1		0.0					
138 Methyl acrylate	1		0.0					
139 cis-1,4-Dichloro-2-butene	88		0.0					
136 Hexachloroethane	117		0.0					
S 123 Total BTEX	1		30.000					
S 124 Xylenes, Total	1		30.000					
S 125 1,2-Dichloroethene, Total	1		30.000					
S 126 1,3-Dichloropropene, Total	1		30.000					
T 128 Hexachloroethane TIC	117		0.0					
T 129 Aziridine TIC	1		0.0					

Compound	Sig	RT (min.)	Adj RT (min.)	Dlt RT (min.)	Q	Response	On-Col Amt ug/L	Flags
T 127 Ethanol TIC	45		0.0					
T 7 Ethylene oxide	1		0.0					
T 9 bis(2-chloromethyl)ether TIC	1		0.0					
T 130 bis(chloromethyl)ether TIC	1		0.0					
T 131 Bromoethane TIC	1		0.0					
T 132 Pentachloroethane TIC	1		0.0					
T 133 1-Bromopropane	1		0.0					
T 134 tert-amyl alcohol TIC	1		0.0					

Report Date: 17-Oct-2013 12:47:49 Chrom Revision: 2.1 30-Sep-2013 13:45:28

TestAmerica Buffalo

Data File: \\Bufchrom\ChromData\HP5973C\20131017-26311.b\C33203.D

Injection Date:	17-Oct-2013 12:29:30	Instrument ID:	HP5973C	Operator ID:	LH
Lims ID:	MB	Lab Sample ID:		Worklist Smp#:	6
Client ID:					
Purge Vol:	5.000 mL	Dil. Factor:	1.0000	ALS Bottle#:	27
Method:	C-8260	Limit Group:	MV - 8260C ICAL		

Column: ZB-624 (0.25 mm)

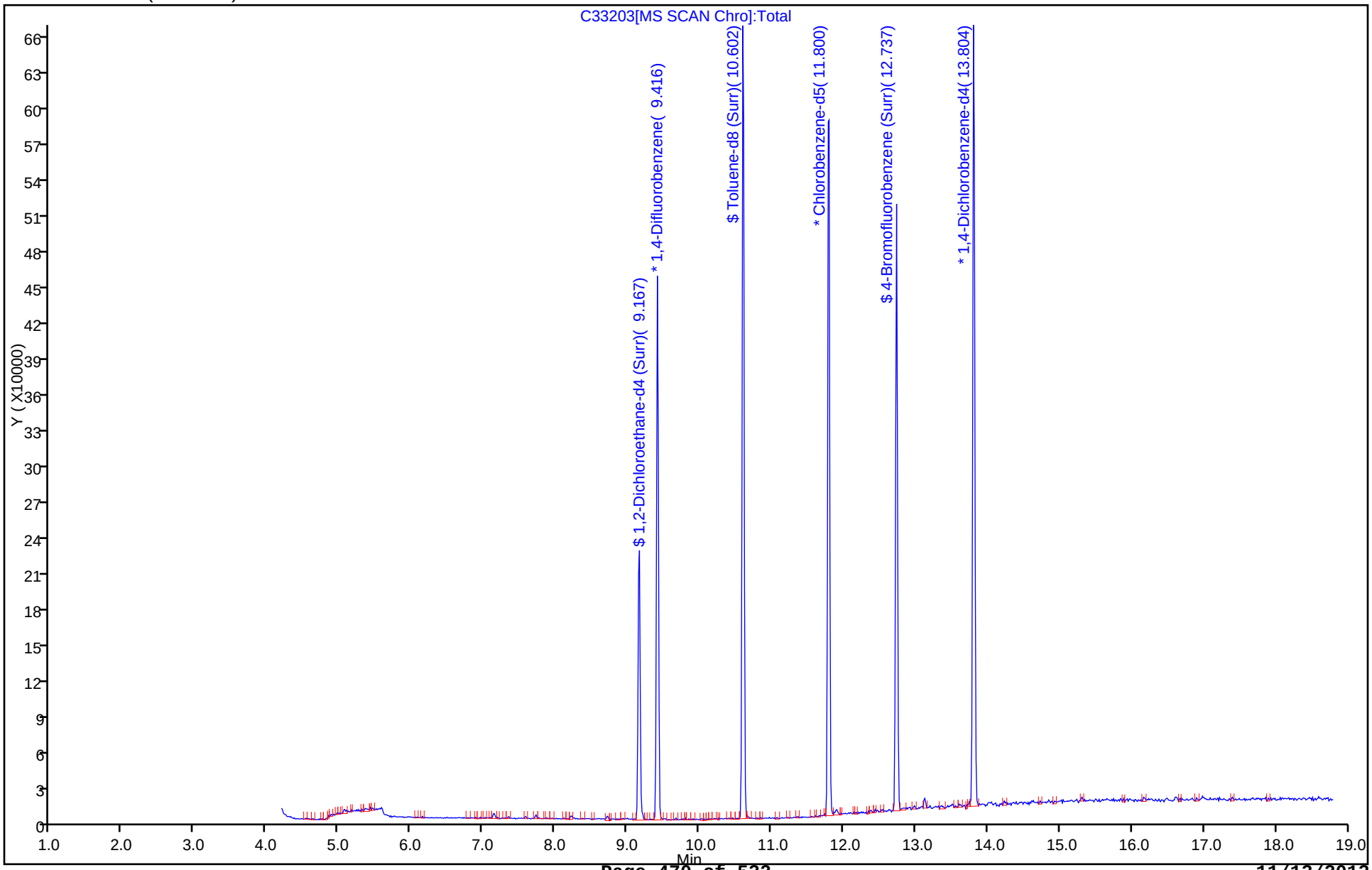

FORM I
GC/MS VOA ORGANICS ANALYSIS DATA SHEET

Lab Name: TestAmerica Buffalo | Job No.: 480-47308-1

SDG No.:

Client Sample ID: | Lab Sample ID: LCS 480-145143/4

Matrix: Water | Lab File ID: P2735.D

Analysis Method: 8260C | Date Collected:

Sample wt/vol: 5(mL) | Date Analyzed: 10/15/2013 22:08

Soil Aliquot Vol: | Dilution Factor: 1

Soil Extract Vol.: | GC Column: ZB-624 (60) ID: 0.25(mm)

% Moisture: | Level: (low/med) Low

Analysis Batch No.: 145143 | Units: ug/L

CAS NO.	COMPOUND NAME	RESULT	Q	RL	MDL
71-55-6	1,1,1-Trichloroethane	27.6		1.0	0.82
79-34-5	1,1,2,2-Tetrachloroethane	21.8		1.0	0.21
76-13-1	1,1,2-Trichloro-1,2,2-trifluoroethane	19.8		1.0	0.31
79-00-5	1,1,2-Trichloroethane	25.1		1.0	0.23
75-34-3	1,1-Dichloroethane	25.3		1.0	0.38
75-35-4	1,1-Dichloroethene	28.0		1.0	0.29
120-82-1	1,2,4-Trichlorobenzene	26.6		1.0	0.41
96-12-8	1,2-Dibromo-3-Chloropropane	21.9		1.0	0.39
106-93-4	1,2-Dibromoethane	26.1		1.0	0.73
95-50-1	1,2-Dichlorobenzene	24.3		1.0	0.79
107-06-2	1,2-Dichloroethane	25.2		1.0	0.21
78-87-5	1,2-Dichloropropane	24.8		1.0	0.72
541-73-1	1,3-Dichlorobenzene	24.5		1.0	0.78
106-46-7	1,4-Dichlorobenzene	24.2		1.0	0.84
78-93-3	2-Butanone (MEK)	111		10	1.3
591-78-6	2-Hexanone	116		5.0	1.2
108-10-1	4-Methyl-2-pentanone (MIBK)	113		5.0	2.1
67-64-1	Acetone	106		10	3.0
71-43-2	Benzene	25.3		1.0	0.41
75-27-4	Bromodichloromethane	26.7		1.0	0.39
75-25-2	Bromoform	24.3		1.0	0.26
74-83-9	Bromomethane	28.2		1.0	0.69
75-15-0	Carbon disulfide	18.6		1.0	0.19
56-23-5	Carbon tetrachloride	28.8		1.0	0.27
108-90-7	Chlorobenzene	26.2		1.0	0.75
75-00-3	Chloroethane	28.2		1.0	0.32
67-66-3	Chloroform	25.7		1.0	0.34
74-87-3	Chloromethane	29.2		1.0	0.35
156-59-2	cis-1,2-Dichloroethene	26.8		1.0	0.81
10061-01-5	cis-1,3-Dichloropropene	26.7		1.0	0.36
110-82-7	Cyclohexane	21.2		1.0	0.18
124-48-1	Dibromochloromethane	27.5		1.0	0.32
75-71-8	Dichlorodifluoromethane	33.5		1.0	0.68
100-41-4	Ethylbenzene	27.0		1.0	0.74
98-82-8	Isopropylbenzene	25.9		1.0	0.79

FORM I
GC/MS VOA ORGANICS ANALYSIS DATA SHEET

Lab Name: TestAmerica Buffalo
Job No.: 480-47308-1
SDG No.:
Client Sample ID:
Lab Sample ID: LCS 480-145143/4
Matrix: Water
Lab File ID: P2735.D
Analysis Method: 8260C
Date Collected:
Sample wt/vol: 5(mL)
Date Analyzed: 10/15/2013 22:08
Soil Aliquot Vol:
Dilution Factor: 1
Soil Extract Vol.:
GC Column: ZB-624 (60) ID: 0.25(mm)
% Moisture:
Level: (low/med) Low
Analysis Batch No.: 145143
Units: ug/L

CAS NO.	COMPOUND NAME	RESULT	Q	RL	MDL
79-20-9	Methyl acetate	22.3		1.0	0.50
1634-04-4	Methyl tert-butyl ether	23.7		1.0	0.16
108-87-2	Methylcyclohexane	22.6		1.0	0.16
75-09-2	Methylene Chloride	25.1		1.0	0.44
179601-23-1	m-Xylene & p-Xylene	54.6		1.0	0.66
95-47-6	o-Xylene	28.1		1.0	0.76
100-42-5	Styrene	28.1		1.0	0.73
127-18-4	Tetrachloroethene	28.1		1.0	0.36
108-88-3	Toluene	26.1		1.0	0.51
156-60-5	trans-1,2-Dichloroethene	27.1		1.0	0.90
10061-02-6	trans-1,3-Dichloropropene	26.3		1.0	0.37
79-01-6	Trichloroethene	27.2		1.0	0.46
75-69-4	Trichlorofluoromethane	28.2		1.0	0.88
75-01-4	Vinyl chloride	29.3		1.0	0.90
1330-20-7	Xylenes, Total	82.7		1.0	0.66

CAS NO.	SURROGATE	%REC	Q	LIMITS
17060-07-0	1,2-Dichloroethane-d4 (Surr)	94		66-137
460-00-4	4-Bromofluorobenzene (Surr)	110		73-120
2037-26-5	Toluene-d8 (Surr)	99		71-126

TestAmerica Buffalo
Target Compound Quantitation Report

Data File: \\Bufchrom\ChromData\HP5973P\20131015-26241.b\P2735.D
Lims ID: LCS Lab Sample ID:
Client ID:
Sample Type: LCS
Inject. Date: 15-Oct-2013 22:08:30 ALS Bottle#: 3 Worklist Smp#: 4
Purge Vol: 5.000 mL Dil. Factor: 1.0000
Sample Info: LCS
Misc. Info.: 480-0026241-004 =480-0026241-004
Operator ID: CDC Instrument ID: HP5973P

Method: \\Bufchrom\ChromData\HP5973P\20131015-26241.b\P-8260H2O.m
Limit Group: MV - 8260C ICAL
Last Update: 16-Oct-2013 03:16:47 Calib Date: 30-Sep-2013 22:31:30
Integrator: RTE ID Type: Deconvolution ID
Quant Method: Internal Standard Quant By: Initial Calibration
Last ICal File: \\Bufchrom\ChromData\HP5973P\20130930-25739.b\P2168.D

Column 1 : ZB-624 (0.25 mm) Detector MS SCAN
Process Host: XAWRK004

First Level Reviewer: cwiklinc Date: 15-Oct-2013 22:32:42

Compound	Sig	RT (min.)	Adj RT (min.)	Dlt RT (min.)	Q	Response	On-Col Amt ug/L	Flags
* 1 1,4-Difluorobenzene	114	7.819	7.819	0.0	91	165733	25.0	
* 2 Chlorobenzene-d5	82	11.567	11.567	0.0	75	92712	25.0	
* 3 1,4-Dichlorobenzene-d4	152	14.730	14.730	0.0	85	119763	25.0	
$ 4 1,2-Dichloroethane-d4 (Surr)	67	7.381	7.381	0.0	93	35603	23.5	
$ 5 Toluene-d8 (Surr)	98	9.626	9.626	0.0	80	213643	24.7	
$ 6 4-Bromofluorobenzene (Surr)	174	13.185	13.185	0.0	91	85817	27.4	
10 Dichlorodifluoromethane	85	2.684	2.678	0.006	82	95022	33.5	
11 Chloromethane	50	2.897	2.891	0.006	88	71005	29.2	
17 Vinyl chloride	62	3.080	3.074	0.006	83	80291	29.3	
12 Bromomethane	94	3.488	3.482	0.006	86	65322	28.2	
13 Chloroethane	64	3.585	3.579	0.006	89	41529	28.2	
14 Trichlorofluoromethane	101	3.932	3.926	0.006	82	152187	28.2	
22 Acrolein	56	4.382	4.382	0.0	90	75144	326.7	
16 1,1,2-Trichloro-1,2,2-trifluoroe	101	4.461	4.461	0.0	75	69260	19.8	
25 1,1-Dichloroethene	96	4.485	4.479	0.006	89	77563	28.0	
24 Acetone	43	4.546	4.546	0.0	95	131055	105.5	
18 Iodomethane	142	4.698	4.698	0.0	99	114477	23.0	
27 Carbon disulfide	76	4.777	4.771	0.006	98	176876	18.6	
30 Methyl acetate	43	4.875	4.875	0.0	94	79389	22.3	
29 Acetonitrile	40	4.905	4.899	0.006	98	182644	729.4	
31 Methylene Chloride	84	5.039	5.039	0.0	79	81841	25.1	
32 Methyl tert-butyl ether	73	5.270	5.270	0.0	86	242979	23.7	
35 trans-1,2-Dichloroethene	96	5.313	5.313	0.0	96	81705	27.1	
34 Acrylonitrile	53	5.325	5.319	0.006	96	135647	109.6	
38 Vinyl acetate	43	5.781	5.781	0.0	97	640884	114.6	
40 1,1-Dichloroethane	63	5.793	5.793	0.0	81	134428	25.3	
44 2-Butanone (MEK)	43	6.432	6.426	0.006	98	190625	111.3	
45 2,2-Dichloropropane	77	6.432	6.432	0.0	78	132655	27.6	
43 cis-1,2-Dichloroethene	96	6.444	6.444	0.0	69	88456	26.8	
50 Chlorobromomethane	128	6.736	6.730	0.006	76	51867	26.9	
51 Tetrahydrofuran	42	6.760	6.761	-0.001	80	118459	106.4	

Compound	Sig	RT (min.)	Adj RT (min.)	Dlt RT (min.)	Q	Response	On-Col Amt ug/L	Flags
49 Chloroform	83	6.791	6.791	0.0	69	155121	25.7	
52 1,1,1-Trichloroethane	97	6.998	6.998	0.0	90	148007	27.6	
54 Cyclohexane	56	7.046	7.046	0.0	87	85942	21.2	
56 1,1-Dichloropropene	75	7.162	7.162	0.0	94	111942	27.7	
55 Carbon tetrachloride	117	7.174	7.174	0.0	79	139222	28.8	
57 Benzene	78	7.424	7.424	0.0	95	293803	25.3	
60 1,2-Dichloroethane	62	7.472	7.472	0.0	80	124747	25.2	
62 Trichloroethene	95	8.154	8.154	0.0	91	81112	27.2	
64 Methylcyclohexane	83	8.348	8.348	0.0	86	103492	22.6	
63 1,2-Dichloropropane	63	8.452	8.452	0.0	89	67587	24.8	
69 Dibromomethane	93	8.628	8.634	-0.006	85	58701	26.1	
70 Dichlorobromomethane	83	8.786	8.786	0.0	92	115424	26.7	
71 2-Chloroethyl vinyl ether	63	9.084	9.078	0.006	93	235410	121.2	
73 cis-1,3-Dichloropropene	75	9.310	9.310	0.0	87	129330	26.7	
75 4-Methyl-2-pentanone (MIBK)	43	9.449	9.450	-0.001	95	396925	112.6	
76 Toluene	92	9.717	9.711	0.006	98	201908	26.1	
78 trans-1,3-Dichloropropene	75	10.015	10.009	0.006	93	131158	26.3	
77 Ethyl methacrylate	69	10.021	10.021	0.0	87	102291	22.0	
79 1,1,2-Trichloroethane	83	10.277	10.271	0.006	85	62898	25.1	
80 Tetrachloroethene	166	10.423	10.423	0.0	91	102766	28.1	
82 1,3-Dichloropropane	76	10.496	10.496	0.0	94	129910	24.7	
83 2-Hexanone	43	10.520	10.520	0.0	95	301054	115.8	
81 Chlorodibromomethane	129	10.824	10.824	0.0	85	107183	27.5	
85 Ethylene Dibromide	107	10.995	10.995	0.0	98	94809	26.1	
87 Chlorobenzene	112	11.603	11.603	0.0	95	247400	26.2	
89 Ethylbenzene	91	11.694	11.694	0.0	98	396072	27.0	
88 1,1,1,2-Tetrachloroethane	131	11.706	11.713	-0.007	87	95811	27.5	
90 m-Xylene & p-Xylene	106	11.852	11.853	-0.001	100	319420	54.6	
93 o-Xylene	106	12.424	12.424	0.0	95	157099	28.1	
94 Styrene	104	12.449	12.449	0.0	94	263240	28.1	
92 Bromoform	173	12.801	12.802	-0.001	96	75158	24.3	
95 Isopropylbenzene	105	12.911	12.911	0.0	95	415410	25.9	
97 1,1,2,2-Tetrachloroethane	83	13.398	13.398	0.0	87	117306	21.8	
100 Bromobenzene	156	13.416	13.416	0.0	85	122679	25.0	
98 trans-1,4-Dichloro-2-butene	53	13.459	13.459	-0.001	81	78264	70.8	
101 1,2,3-Trichloropropane	110	13.471	13.471	0.0	71	40455	22.9	
99 N-Propylbenzene	91	13.471	13.477	-0.006	97	471678	23.4	
103 2-Chlorotoluene	126	13.647	13.647	0.0	97	107893	24.9	
102 1,3,5-Trimethylbenzene	105	13.702	13.696	0.006	75	364054	24.9	
105 4-Chlorotoluene	126	13.787	13.787	0.0	96	114225	24.7	
106 tert-Butylbenzene	134	14.146	14.140	0.006	88	72560	26.8	
107 1,2,4-Trimethylbenzene	105	14.213	14.213	0.0	96	361760	25.3	
109 sec-Butylbenzene	105	14.426	14.426	0.0	93	452730	25.6	
112 4-Isopropyltoluene	119	14.602	14.602	0.0	95	407760	26.5	
110 1,3-Dichlorobenzene	146	14.645	14.645	0.0	96	238588	24.5	
111 1,4-Dichlorobenzene	146	14.760	14.760	0.0	95	242074	24.2	
115 n-Butylbenzene	91	15.138	15.138	0.0	93	336381	25.9	
116 1,2-Dichlorobenzene	146	15.253	15.253	0.0	97	231332	24.3	
117 1,2-Dibromo-3-Chloropropane	75	16.245	16.245	0.0	75	27116	21.9	
119 1,2,4-Trichlorobenzene	180	17.188	17.188	0.0	92	163863	26.6	
120 Hexachlorobutadiene	225	17.328	17.328	0.0	93	71212	28.9	
121 Naphthalene	128	17.498	17.498	0.0	96	458908	26.6	

Report Date: 16-Oct-2013 03:16:47 Chrom Revision: 2.1 30-Sep-2013 13:45:28
Data File: \\Bufchrom\ChromData\HP5973P\20131015-26241.b\P2735.D

Compound	Sig	RT (min.)	Adj RT (min.)	Dlt RT (min.)	Q	Response	On-Col Amt ug/L	Flags
122 1,2,3-Trichlorobenzene	180	17.778	17.778	0.0	93	153667	28.7	
S 126 Xylenes, Total	1				0		82.8	
S 123 1,2-Dichloroethene, Total	1				0		53.9	
S 124 1,3-Dichloropropene, Total	1				0		53.0	

Report Date: 16-Oct-2013 03:16:47 Chrom Revision: 2.1 30-Sep-2013 13:45:28

TestAmerica Buffalo

Data File:	\\Bufchrom\ChromData\HP5973P\20131015-26241.b\P2735.D				
Injection Date:	15-Oct-2013 22:08:30	Instrument ID:	HP5973P	Operator ID:	CDC
Lims ID:	LCS	Lab Sample ID:		Worklist Smp#:	4
Client ID:					
Purge Vol:	5.000 mL	Dil. Factor:	1.0000	ALS Bottle#:	3
Method:	P-8260H2O	Limit Group:	MV - 8260C ICAL		

Column: ZB-624 (0.25 mm)

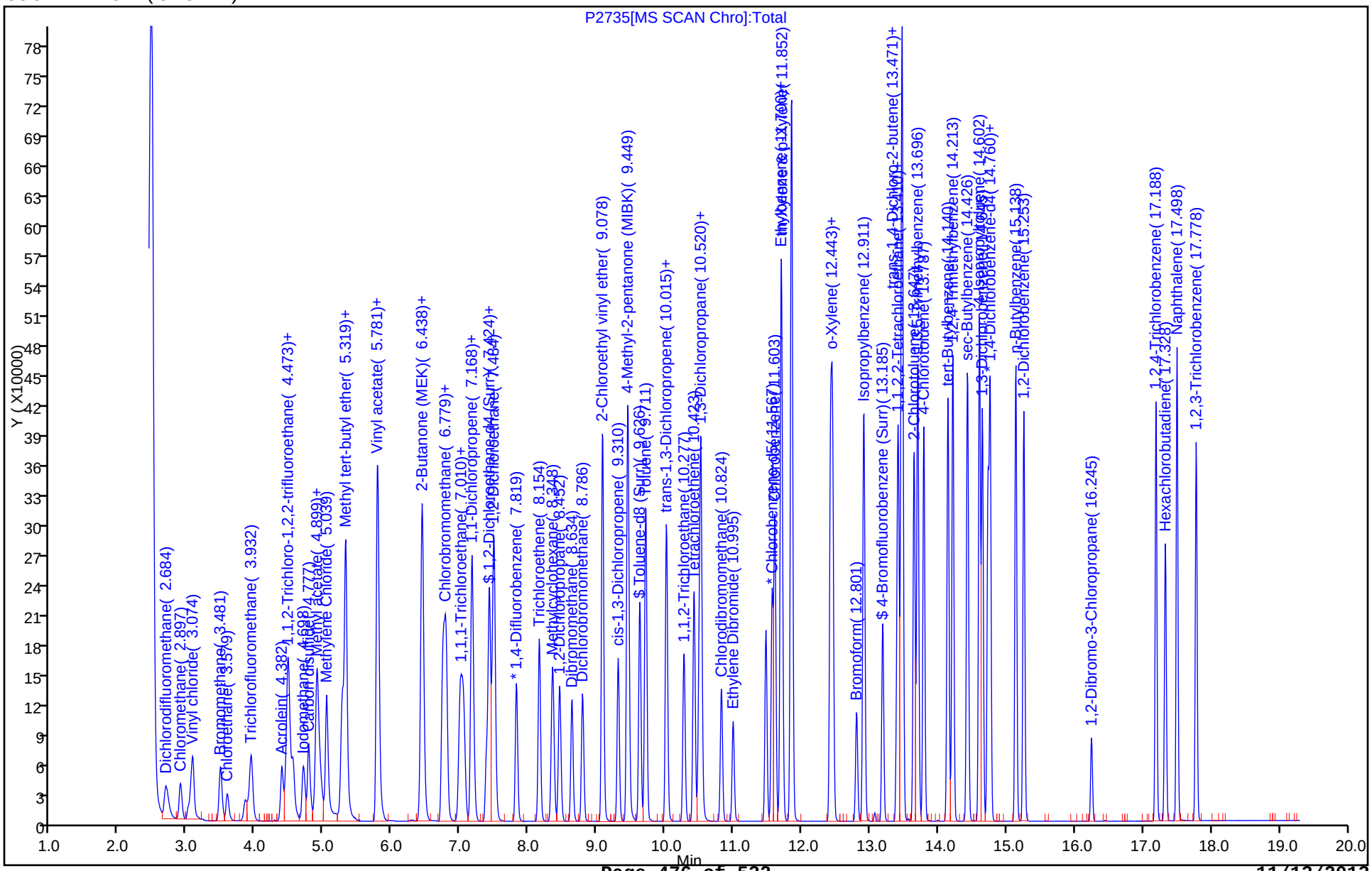

FORM I
GC/MS VOA ORGANICS ANALYSIS DATA SHEET

Lab Name: TestAmerica Buffalo
Job No.: 480-47308-1
SDG No.:
Client Sample ID:
Lab Sample ID: LCS 480-145222/4
Matrix: Water
Lab File ID: P2762.D
Analysis Method: 8260C
Date Collected:
Sample wt/vol: 5(mL)
Date Analyzed: 10/16/2013 10:29
Soil Aliquot Vol:
Dilution Factor: 1
Soil Extract Vol.:
GC Column: ZB-624 (60) ID: 0.25(mm)
% Moisture:
Level: (low/med) Low
Analysis Batch No.: 145222
Units: ug/L

CAS NO.	COMPOUND NAME	RESULT	Q	RL	MDL
71-55-6	1,1,1-Trichloroethane	26.0		1.0	0.82
79-34-5	1,1,2,2-Tetrachloroethane	20.4		1.0	0.21
76-13-1	1,1,2-Trichloro-1,2,2-trifluoroethane	23.4		1.0	0.31
79-00-5	1,1,2-Trichloroethane	22.8		1.0	0.23
75-34-3	1,1-Dichloroethane	24.5		1.0	0.38
75-35-4	1,1-Dichloroethene	26.5		1.0	0.29
120-82-1	1,2,4-Trichlorobenzene	23.8		1.0	0.41
96-12-8	1,2-Dibromo-3-Chloropropane	20.9		1.0	0.39
106-93-4	1,2-Dibromoethane	24.1		1.0	0.73
95-50-1	1,2-Dichlorobenzene	22.3		1.0	0.79
107-06-2	1,2-Dichloroethane	24.7		1.0	0.21
78-87-5	1,2-Dichloropropane	23.5		1.0	0.72
541-73-1	1,3-Dichlorobenzene	22.0		1.0	0.78
106-46-7	1,4-Dichlorobenzene	21.8		1.0	0.84
78-93-3	2-Butanone (MEK)	124		10	1.3
591-78-6	2-Hexanone	120		5.0	1.2
108-10-1	4-Methyl-2-pentanone (MIBK)	116		5.0	2.1
67-64-1	Acetone	130		10	3.0
71-43-2	Benzene	23.9		1.0	0.41
75-27-4	Bromodichloromethane	25.2		1.0	0.39
75-25-2	Bromoform	22.2		1.0	0.26
74-83-9	Bromomethane	27.5		1.0	0.69
75-15-0	Carbon disulfide	23.6		1.0	0.19
56-23-5	Carbon tetrachloride	26.9		1.0	0.27
108-90-7	Chlorobenzene	23.3		1.0	0.75
75-00-3	Chloroethane	27.8		1.0	0.32
67-66-3	Chloroform	24.8		1.0	0.34
74-87-3	Chloromethane	27.8		1.0	0.35
156-59-2	cis-1,2-Dichloroethene	25.7		1.0	0.81
10061-01-5	cis-1,3-Dichloropropene	24.9		1.0	0.36
110-82-7	Cyclohexane	23.7		1.0	0.18
124-48-1	Dibromochloromethane	25.0		1.0	0.32
75-71-8	Dichlorodifluoromethane	32.0		1.0	0.68
100-41-4	Ethylbenzene	24.0		1.0	0.74
98-82-8	Isopropylbenzene	22.7		1.0	0.79

FORM I
GC/MS VOA ORGANICS ANALYSIS DATA SHEET

Lab Name: TestAmerica Buffalo
Job No.: 480-47308-1
SDG No.:
Client Sample ID:
Lab Sample ID: LCS 480-145222/4
Matrix: Water
Lab File ID: P2762.D
Analysis Method: 8260C
Date Collected:
Sample wt/vol: 5(mL)
Date Analyzed: 10/16/2013 10:29
Soil Aliquot Vol:
Dilution Factor: 1
Soil Extract Vol.:
GC Column: ZB-624 (60) ID: 0.25(mm)
% Moisture:
Level: (low/med) Low
Analysis Batch No.: 145222
Units: ug/L

CAS NO.	COMPOUND NAME	RESULT	Q	RL	MDL
79-20-9	Methyl acetate	24.8		1.0	0.50
1634-04-4	Methyl tert-butyl ether	26.3		1.0	0.16
108-87-2	Methylcyclohexane	24.6		1.0	0.16
75-09-2	Methylene Chloride	24.6		1.0	0.44
179601-23-1	m-Xylene & p-Xylene	48.3		1.0	0.66
95-47-6	o-Xylene	24.8		1.0	0.76
100-42-5	Styrene	25.1		1.0	0.73
127-18-4	Tetrachloroethene	24.2		1.0	0.36
108-88-3	Toluene	22.8		1.0	0.51
156-60-5	trans-1,2-Dichloroethene	25.8		1.0	0.90
10061-02-6	trans-1,3-Dichloropropene	24.0		1.0	0.37
79-01-6	Trichloroethene	24.7		1.0	0.46
75-69-4	Trichlorofluoromethane	26.4		1.0	0.88
75-01-4	Vinyl chloride	27.8		1.0	0.90
1330-20-7	Xylenes, Total	73.1		1.0	0.66

CAS NO.	SURROGATE	%REC	Q	LIMITS
17060-07-0	1,2-Dichloroethane-d4 (Surr)	101		66-137
460-00-4	4-Bromofluorobenzene (Surr)	100		73-120
2037-26-5	Toluene-d8 (Surr)	94		71-126

TestAmerica Buffalo
Target Compound Quantitation Report

Data File: \\Bufchrom\ChromData\HP5973P\20131016-26252.b\P2762.D
Lims ID: LCS Lab Sample ID:
Client ID:
Sample Type: LCS
Inject. Date: 16-Oct-2013 10:29:30 ALS Bottle#: 26 Worklist Smp#: 4
Purge Vol: 5.000 mL Dil. Factor: 1.0000
Sample Info: LCS
Misc. Info.: 480-0026252-004 =480-0026252-004
Operator ID: PJQ Instrument ID: HP5973P

Method: \\Bufchrom\ChromData\HP5973P\20131016-26252.b\P-8260H2O.m
Limit Group: MV - 8260C ICAL
Last Update: 16-Oct-2013 10:34:56 Calib Date: 30-Sep-2013 22:31:30
Integrator: RTE ID Type: Deconvolution ID
Quant Method: Internal Standard Quant By: Initial Calibration
Last ICal File: \\Bufchrom\ChromData\HP5973P\20130930-25739.b\P2168.D

Column 1 : ZB-624 (0.25 mm) Detector MS SCAN
Process Host: XAWRK007

First Level Reviewer: quirkp Date: 16-Oct-2013 10:34:55

Compound	Sig	RT (min.)	Adj RT (min.)	Dlt RT (min.)	Q	Response	On-Col Amt ug/L	Flags
* 1 1,4-Difluorobenzene	114	7.819	7.819	0.0	91	155557	25.0	
* 2 Chlorobenzene-d5	82	11.560	11.567	-0.007	69	91666	25.0	
* 3 1,4-Dichlorobenzene-d4	152	14.730	14.730	0.0	88	118810	25.0	
$ 4 1,2-Dichloroethane-d4 (Surr)	67	7.375	7.381	-0.006	89	35839	25.3	
$ 5 Toluene-d8 (Surr)	98	9.626	9.626	0.0	80	201744	23.5	
$ 6 4-Bromofluorobenzene (Surr)	174	13.185	13.185	0.0	91	77417	25.0	
10 Dichlorodifluoromethane	85	2.678	2.685	-0.006	82	85041	32.0	
11 Chloromethane	50	2.891	2.885	0.006	99	63459	27.8	
17 Vinyl chloride	62	3.074	3.074	0.0	83	71495	27.8	
12 Bromomethane	94	3.475	3.475	0.0	86	59742	27.5	
13 Chloroethane	64	3.579	3.579	0.0	90	38411	27.8	
14 Trichlorofluoromethane	101	3.932	3.932	0.0	81	133881	26.4	
22 Acrolein	56	4.376	4.376	0.0	95	275358	1275.4	
16 1,1,2-Trichloro-1,2,2-trifluoroe	101	4.461	4.461	0.0	77	76881	23.4	
25 1,1-Dichloroethene	96	4.473	4.479	-0.006	85	68971	26.5	
24 Acetone	43	4.546	4.540	0.006	95	151741	130.2	
18 Iodomethane	142	4.692	4.698	-0.006	98	121842	26.0	
27 Carbon disulfide	76	4.771	4.771	0.0	98	210700	23.6	
30 Methyl acetate	43	4.869	4.875	-0.006	94	82836	24.8	
29 Acetonitrile	40	4.899	4.899	0.0	98	209830	892.7	
31 Methylene Chloride	84	5.039	5.033	0.006	78	75221	24.6	
32 Methyl tert-butyl ether	73	5.270	5.270	0.0	88	252580	26.3	
35 trans-1,2-Dichloroethene	96	5.313	5.313	0.0	96	73235	25.8	
34 Acrylonitrile	53	5.319	5.319	0.0	96	141315	121.7	
38 Vinyl acetate	43	5.775	5.781	-0.006	97	643816	122.6	
40 1,1-Dichloroethane	63	5.793	5.793	0.0	83	121843	24.5	
44 2-Butanone (MEK)	43	6.426	6.426	0.0	99	200097	124.5	
45 2,2-Dichloropropane	77	6.432	6.432	0.0	55	114226	25.4	
43 cis-1,2-Dichloroethene	96	6.438	6.438	0.0	69	79487	25.7	
50 Chlorobromomethane	128	6.730	6.730	0.0	79	47107	26.1	
51 Tetrahydrofuran	42	6.754	6.761	-0.006	80	123117	117.8	

Compound	Sig	RT (min.)	Adj RT (min.)	Dlt RT (min.)	Q	Response	On-Col Amt ug/L	Flags
49 Chloroform	83	6.785	6.785	0.0	68	140503	24.8	
52 1,1,1-Trichloroethane	97	6.992	6.992	0.0	89	130786	26.0	
54 Cyclohexane	56	7.040	7.046	-0.006	88	89840	23.7	
56 1,1-Dichloropropene	75	7.162	7.162	0.0	94	95851	25.3	
55 Carbon tetrachloride	117	7.174	7.174	0.0	80	122427	26.9	
57 Benzene	78	7.418	7.424	-0.006	93	259936	23.9	
60 1,2-Dichloroethane	62	7.466	7.466	0.0	80	114743	24.7	
62 Trichloroethene	95	8.148	8.154	-0.006	91	69126	24.7	
64 Methylcyclohexane	83	8.348	8.354	-0.006	86	105889	24.6	
63 1,2-Dichloropropane	63	8.452	8.452	0.0	87	60056	23.5	
69 Dibromomethane	93	8.628	8.628	0.0	84	52617	24.9	
70 Dichlorobromomethane	83	8.786	8.786	0.0	92	102268	25.2	
71 2-Chloroethyl vinyl ether	63	9.078	9.084	-0.006	93	240643	131.9	
73 cis-1,3-Dichloropropene	75	9.310	9.310	0.0	83	112945	24.9	
75 4-Methyl-2-pentanone (MIBK)	43	9.449	9.449	0.0	95	404865	116.2	
76 Toluene	92	9.711	9.711	0.0	98	174709	22.8	
78 trans-1,3-Dichloropropene	75	10.009	10.015	-0.006	93	118361	24.0	
77 Ethyl methacrylate	69	10.021	10.021	0.0	87	101500	22.1	
79 1,1,2-Trichloroethane	83	10.271	10.277	-0.006	85	56636	22.8	
80 Tetrachloroethene	166	10.417	10.423	-0.006	92	87479	24.2	
82 1,3-Dichloropropane	76	10.496	10.496	0.0	96	117977	22.7	
83 2-Hexanone	43	10.520	10.520	0.0	95	308291	120.0	
81 Chlorodibromomethane	129	10.824	10.824	0.0	84	96446	25.0	
85 Ethylene Dibromide	107	10.995	10.995	0.0	97	86410	24.1	
87 Chlorobenzene	112	11.603	11.603	0.0	94	218152	23.3	
89 Ethylbenzene	91	11.694	11.700	-0.006	98	348290	24.0	
88 1,1,1,2-Tetrachloroethane	131	11.707	11.706	0.0	87	86220	25.0	
90 m-Xylene & p-Xylene	106	11.846	11.852	-0.006	100	279083	48.3	
93 o-Xylene	106	12.424	12.424	0.0	95	136928	24.8	
94 Styrene	104	12.449	12.455	-0.006	94	232656	25.1	
92 Bromoform	173	12.802	12.802	0.0	96	67715	22.2	
95 Isopropylbenzene	105	12.911	12.911	0.0	95	360717	22.7	
97 1,1,2,2-Tetrachloroethane	83	13.398	13.398	0.0	90	108655	20.4	
100 Bromobenzene	156	13.416	13.416	0.0	87	109222	22.5	
98 trans-1,4-Dichloro-2-butene	53	13.459	13.459	0.0	80	69277	63.1	
101 1,2,3-Trichloropropane	110	13.471	13.471	0.0	73	37332	21.3	
99 N-Propylbenzene	91	13.477	13.477	0.0	97	412511	20.6	
103 2-Chlorotoluene	126	13.647	13.647	0.0	97	95198	22.2	
102 1,3,5-Trimethylbenzene	105	13.702	13.702	0.0	80	322871	22.3	
105 4-Chlorotoluene	126	13.787	13.787	0.0	96	101446	22.1	
106 tert-Butylbenzene	134	14.140	14.146	-0.006	85	62692	23.4	
107 1,2,4-Trimethylbenzene	105	14.213	14.213	0.0	96	320396	22.6	
109 sec-Butylbenzene	105	14.426	14.426	0.0	93	393972	22.5	
112 4-Isopropyltoluene	119	14.602	14.602	0.0	94	357732	23.4	
110 1,3-Dichlorobenzene	146	14.645	14.645	0.0	96	213022	22.0	
111 1,4-Dichlorobenzene	146	14.760	14.760	0.0	95	217100	21.8	
115 n-Butylbenzene	91	15.138	15.138	0.0	93	294591	22.8	
116 1,2-Dichlorobenzene	146	15.253	15.253	0.0	97	210897	22.3	
117 1,2-Dibromo-3-Chloropropane	75	16.245	16.245	0.0	75	25622	20.9	
119 1,2,4-Trichlorobenzene	180	17.188	17.194	-0.006	93	145883	23.8	
120 Hexachlorobutadiene	225	17.328	17.328	0.0	92	62314	26.9	
121 Naphthalene	128	17.498	17.498	0.0	96	422024	26.1	

Report Date: 16-Oct-2013 10:34:56 Chrom Revision: 2.1 30-Sep-2013 13:45:28
Data File: \\Bufchrom\ChromData\HP5973P\20131016-26252.b\P2762.D

Compound	Sig	RT (min.)	Adj RT (min.)	Dlt RT (min.)	Q	Response	On-Col Amt ug/L	Flags
122 1,2,3-Trichlorobenzene	180	17.778	17.778	0.0	94	139873	27.9	
S 126 Xylenes, Total	1				0		73.1	
S 123 1,2-Dichloroethene, Total	1				0		51.5	
S 124 1,3-Dichloropropene, Total	1				0		48.9	

Report Date: 16-Oct-2013 10:34:56 Chrom Revision: 2.1 30-Sep-2013 13:45:28

TestAmerica Buffalo

Data File:	\\Bufchrom\ChromData\HP5973P\20131016-26252.b\P2762.D				
Injection Date:	16-Oct-2013 10:29:30	Instrument ID:	HP5973P	Operator ID:	PJQ
Lims ID:	LCS	Lab Sample ID:		Worklist Smp#:	4
Client ID:					
Purge Vol:	5.000 mL	Dil. Factor:	1.0000	ALS Bottle#:	26
Method:	P-8260H2O	Limit Group:	MV - 8260C ICAL		

Column: ZB-624 (0.25 mm)

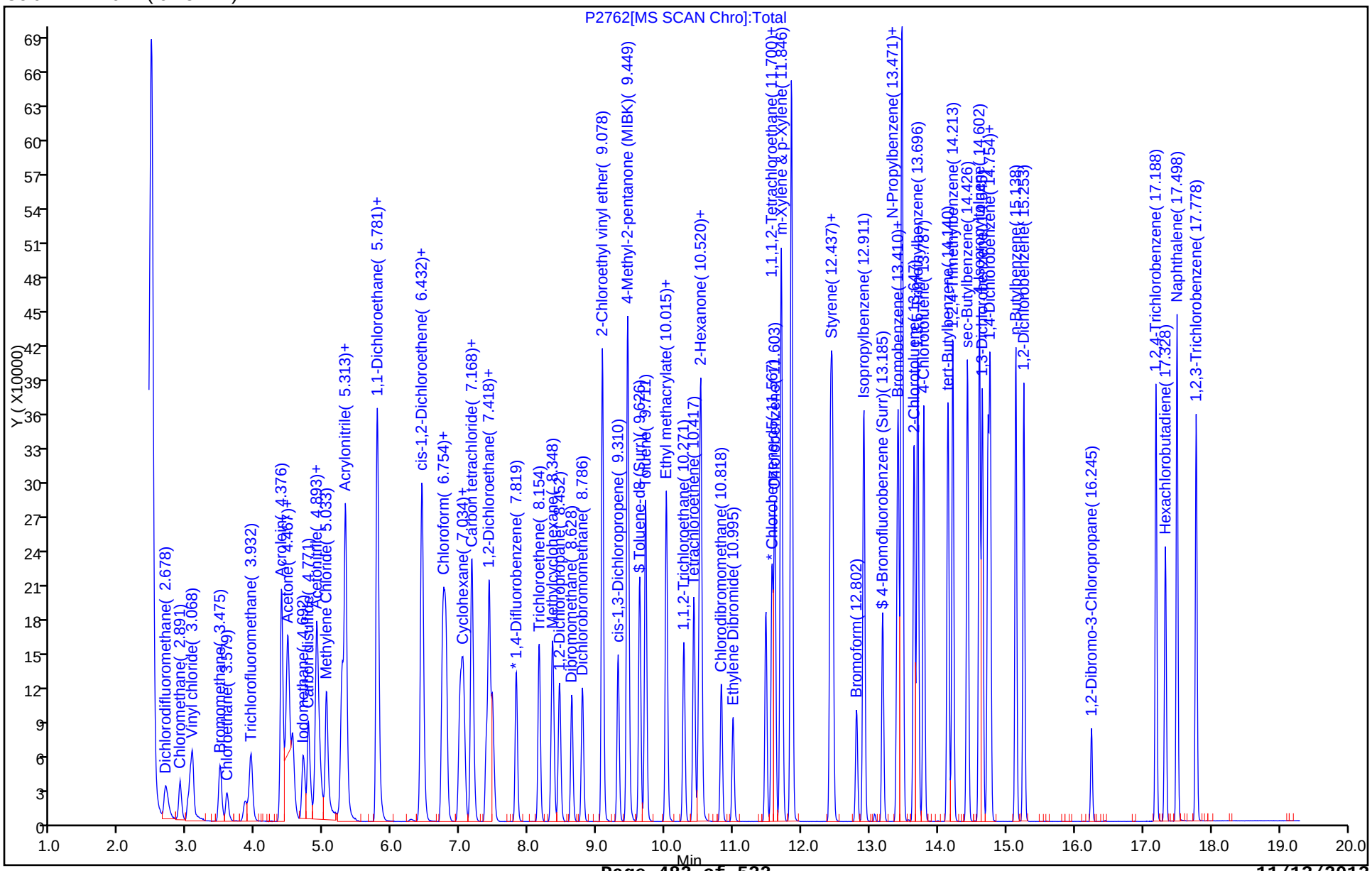

FORM I
GC/MS VOA ORGANICS ANALYSIS DATA SHEET

Lab Name: TestAmerica Buffalo | Job No.: 480-47308-1

SDG No.:

Client Sample ID: | Lab Sample ID: LCS 480-145436/4

Matrix: Water | Lab File ID: P2785.D

Analysis Method: 8260C | Date Collected:

Sample wt/vol: 5(mL) | Date Analyzed: 10/16/2013 21:37

Soil Aliquot Vol: | Dilution Factor: 1

Soil Extract Vol.: | GC Column: ZB-624 (60) ID: 0.25(mm)

% Moisture: | Level: (low/med) Low

Analysis Batch No.: 145436 | Units: ug/L

CAS NO.	COMPOUND NAME	RESULT	Q	RL	MDL
71-55-6	1,1,1-Trichloroethane	27.8		1.0	0.82
79-34-5	1,1,2,2-Tetrachloroethane	20.8		1.0	0.21
76-13-1	1,1,2-Trichloro-1,2,2-trifluoroethane	25.3		1.0	0.31
79-00-5	1,1,2-Trichloroethane	23.2		1.0	0.23
75-34-3	1,1-Dichloroethane	25.2		1.0	0.38
75-35-4	1,1-Dichloroethene	28.2		1.0	0.29
120-82-1	1,2,4-Trichlorobenzene	25.1		1.0	0.41
96-12-8	1,2-Dibromo-3-Chloropropane	21.5		1.0	0.39
106-93-4	1,2-Dibromoethane	24.6		1.0	0.73
95-50-1	1,2-Dichlorobenzene	23.1		1.0	0.79
107-06-2	1,2-Dichloroethane	25.1		1.0	0.21
78-87-5	1,2-Dichloropropane	24.2		1.0	0.72
541-73-1	1,3-Dichlorobenzene	23.1		1.0	0.78
106-46-7	1,4-Dichlorobenzene	22.8		1.0	0.84
78-93-3	2-Butanone (MEK)	122		10	1.3
591-78-6	2-Hexanone	120		5.0	1.2
108-10-1	4-Methyl-2-pentanone (MIBK)	117		5.0	2.1
67-64-1	Acetone	122		10	3.0
71-43-2	Benzene	25.0		1.0	0.41
75-27-4	Bromodichloromethane	26.3		1.0	0.39
75-25-2	Bromoform	23.1		1.0	0.26
74-83-9	Bromomethane	28.9		1.0	0.69
75-15-0	Carbon disulfide	25.0		1.0	0.19
56-23-5	Carbon tetrachloride	28.8		1.0	0.27
108-90-7	Chlorobenzene	24.6		1.0	0.75
75-00-3	Chloroethane	29.6		1.0	0.32
67-66-3	Chloroform	25.5		1.0	0.34
74-87-3	Chloromethane	29.8		1.0	0.35
156-59-2	cis-1,2-Dichloroethene	26.6		1.0	0.81
10061-01-5	cis-1,3-Dichloropropene	26.4		1.0	0.36
110-82-7	Cyclohexane	25.7		1.0	0.18
124-48-1	Dibromochloromethane	25.9		1.0	0.32
75-71-8	Dichlorodifluoromethane	34.7		1.0	0.68
100-41-4	Ethylbenzene	25.4		1.0	0.74
98-82-8	Isopropylbenzene	24.6		1.0	0.79

FORM I
GC/MS VOA ORGANICS ANALYSIS DATA SHEET

Lab Name: TestAmerica Buffalo
Job No.: 480-47308-1
SDG No.:
Client Sample ID:
Lab Sample ID: LCS 480-145436/4
Matrix: Water
Lab File ID: P2785.D
Analysis Method: 8260C
Date Collected:
Sample wt/vol: 5(mL)
Date Analyzed: 10/16/2013 21:37
Soil Aliquot Vol:
Dilution Factor: 1
Soil Extract Vol.:
GC Column: ZB-624 (60) ID: 0.25(mm)
% Moisture:
Level: (low/med) Low
Analysis Batch No.: 145436
Units: ug/L

CAS NO.	COMPOUND NAME	RESULT	Q	RL	MDL
79-20-9	Methyl acetate	24.5		1.0	0.50
1634-04-4	Methyl tert-butyl ether	26.5		1.0	0.16
108-87-2	Methylcyclohexane	26.9		1.0	0.16
75-09-2	Methylene Chloride	25.1		1.0	0.44
179601-23-1	m-Xylene & p-Xylene	51.3		1.0	0.66
95-47-6	o-Xylene	26.4		1.0	0.76
100-42-5	Styrene	26.4		1.0	0.73
127-18-4	Tetrachloroethene	26.5		1.0	0.36
108-88-3	Toluene	24.4		1.0	0.51
156-60-5	trans-1,2-Dichloroethene	26.9		1.0	0.90
10061-02-6	trans-1,3-Dichloropropene	25.2		1.0	0.37
79-01-6	Trichloroethene	26.6		1.0	0.46
75-69-4	Trichlorofluoromethane	28.7		1.0	0.88
75-01-4	Vinyl chloride	29.6		1.0	0.90
1330-20-7	Xylenes, Total	77.7		1.0	0.66

CAS NO.	SURROGATE	%REC	Q	LIMITS
17060-07-0	1,2-Dichloroethane-d4 (Surr)	100		66-137
460-00-4	4-Bromofluorobenzene (Surr)	101		73-120
2037-26-5	Toluene-d8 (Surr)	96		71-126

TestAmerica Buffalo
Target Compound Quantitation Report

Data File: \\Bufchrom\ChromData\HP5973P\20131016-26284.b\P2785.D
Lims ID: LCS Lab Sample ID:
Client ID:
Sample Type: LCS
Inject. Date: 16-Oct-2013 21:37:30 ALS Bottle#: 3 Worklist Smp#: 4
Purge Vol: 5.000 mL Dil. Factor: 1.0000
Sample Info: LCS
Operator ID: CDC Instrument ID: HP5973P

Method: \\Bufchrom\ChromData\HP5973P\20131016-26284.b\P-8260H2O.m
Limit Group: MV - 8260C ICAL
Last Update: 16-Oct-2013 23:04:42 Calib Date: 30-Sep-2013 22:31:30
Integrator: RTE ID Type: Deconvolution ID
Quant Method: Internal Standard Quant By: Initial Calibration
Last ICal File: \\Bufchrom\ChromData\HP5973P\20130930-25739.b\P2168.D

Column 1 : ZB-624 (0.25 mm) Detector MS SCAN
Process Host: XAWRK020

First Level Reviewer: cwiklinc Date: 16-Oct-2013 23:04:42

Compound	Sig	RT (min.)	Adj RT (min.)	Dlt RT (min.)	Q	Response	On-Col Amt ug/L	Flags
* 1 1,4-Difluorobenzene	114	7.819	7.819	0.0	91	157871	25.0	
* 2 Chlorobenzene-d5	82	11.566	11.567	-0.001	76	92859	25.0	
* 3 1,4-Dichlorobenzene-d4	152	14.730	14.730	0.0	92	119768	25.0	
$ 4 1,2-Dichloroethane-d4 (Surr)	67	7.381	7.381	0.0	92	36122	25.1	
$ 5 Toluene-d8 (Surr)	98	9.626	9.626	0.0	80	207228	23.9	
$ 6 4-Bromofluorobenzene (Surr)	174	13.185	13.185	0.0	92	79344	25.3	
10 Dichlorodifluoromethane	85	2.691	2.684	0.006	82	93676	34.7	
11 Chloromethane	50	2.897	2.903	-0.006	88	69005	29.8	
17 Vinyl chloride	62	3.080	3.086	-0.006	83	77384	29.6	
12 Bromomethane	94	3.481	3.481	0.0	86	63799	28.9	
13 Chloroethane	64	3.585	3.585	0.0	90	41559	29.6	
14 Trichlorofluoromethane	101	3.932	3.938	-0.006	82	147266	28.7	
22 Acrolein	56	4.382	4.388	-0.006	94	260221	1187.6	
16 1,1,2-Trichloro-1,2,2-trifluoroe	101	4.467	4.461	0.006	77	84410	25.3	
25 1,1-Dichloroethene	96	4.479	4.479	0.0	89	74219	28.2	
24 Acetone	43	4.552	4.552	0.0	94	144867	122.4	
18 Iodomethane	142	4.698	4.698	0.0	98	129652	27.3	
27 Carbon disulfide	76	4.777	4.777	0.0	98	226849	25.0	
30 Methyl acetate	43	4.875	4.881	-0.006	94	82928	24.5	
29 Acetonitrile	40	4.905	4.905	0.0	99	222336	932.1	
31 Methylene Chloride	84	5.039	5.039	0.0	78	77921	25.1	
32 Methyl tert-butyl ether	73	5.270	5.276	-0.006	87	258426	26.5	
35 trans-1,2-Dichloroethene	96	5.319	5.319	0.0	96	77326	26.9	
34 Acrylonitrile	53	5.325	5.331	-0.006	95	143675	121.9	
38 Vinyl acetate	43	5.781	5.787	-0.006	97	666254	125.0	
40 1,1-Dichloroethane	63	5.793	5.799	-0.006	81	127200	25.2	
44 2-Butanone (MEK)	43	6.432	6.432	0.0	99	198252	121.5	
45 2,2-Dichloropropane	77	6.438	6.444	-0.006	74	127471	27.9	
43 cis-1,2-Dichloroethene	96	6.444	6.450	-0.006	69	83423	26.6	
50 Chlorobromomethane	128	6.736	6.736	0.0	77	49556	27.0	
51 Tetrahydrofuran	42	6.760	6.767	-0.006	80	124983	117.8	
49 Chloroform	83	6.791	6.791	0.0	69	146517	25.5	

Compound	Sig	RT (min.)	Adj RT (min.)	Dlt RT (min.)	Q	Response	On-Col Amt ug/L	Flags
52 1,1,1-Trichloroethane	97	6.998	6.998	0.0	90	142259	27.8	
54 Cyclohexane	56	7.046	7.046	0.0	87	99184	25.7	
56 1,1-Dichloropropene	75	7.162	7.168	-0.006	95	105018	27.3	
55 Carbon tetrachloride	117	7.174	7.180	-0.006	79	132720	28.8	
57 Benzene	78	7.424	7.424	0.0	95	275987	25.0	
60 1,2-Dichloroethane	62	7.472	7.472	0.0	93	118588	25.1	
62 Trichloroethene	95	8.154	8.154	0.0	91	75662	26.6	
64 Methylcyclohexane	83	8.354	8.354	0.0	87	117441	26.9	
63 1,2-Dichloropropane	63	8.452	8.458	-0.006	88	62758	24.2	
69 Dibromomethane	93	8.628	8.634	-0.006	83	55103	25.7	
70 Dichlorobromomethane	83	8.792	8.792	0.0	92	108095	26.3	
71 2-Chloroethyl vinyl ether	63	9.078	9.084	-0.006	93	255966	138.3	
73 cis-1,3-Dichloropropene	75	9.309	9.309	0.0	83	121807	26.4	
75 4-Methyl-2-pentanone (MIBK)	43	9.449	9.455	-0.006	95	412987	117.0	
76 Toluene	92	9.711	9.717	-0.006	98	188970	24.4	
78 trans-1,3-Dichloropropene	75	10.015	10.015	0.0	93	125784	25.2	
77 Ethyl methacrylate	69	10.021	10.021	0.0	86	104590	22.5	
79 1,1,2-Trichloroethane	83	10.277	10.277	0.0	85	58300	23.2	
80 Tetrachloroethene	166	10.423	10.423	0.0	92	97263	26.5	
82 1,3-Dichloropropane	76	10.496	10.496	0.0	95	123083	23.4	
83 2-Hexanone	43	10.520	10.526	-0.006	95	312244	120.0	
81 Chlorodibromomethane	129	10.824	10.824	0.0	84	101417	25.9	
85 Ethylene Dibromide	107	10.995	10.995	0.0	97	89541	24.6	
87 Chlorobenzene	112	11.609	11.609	0.0	95	232711	24.6	
89 Ethylbenzene	91	11.694	11.700	-0.006	98	373548	25.4	
88 1,1,1,2-Tetrachloroethane	131	11.706	11.712	-0.006	87	90938	26.1	
90 m-Xylene & p-Xylene	106	11.852	11.852	0.0	100	300311	51.3	
93 o-Xylene	106	12.424	12.424	0.0	95	147767	26.4	
94 Styrene	104	12.449	12.455	-0.006	94	248001	26.4	
92 Bromoform	173	12.808	12.807	0.001	97	71404	23.1	
95 Isopropylbenzene	105	12.911	12.911	0.0	94	393129	24.6	
97 1,1,2,2-Tetrachloroethane	83	13.398	13.404	-0.006	88	111663	20.8	
100 Bromobenzene	156	13.416	13.416	0.0	87	115280	23.5	
98 trans-1,4-Dichloro-2-butene	53	13.458	13.458	0.0	83	100507	90.9	
101 1,2,3-Trichloropropane	110	13.471	13.471	0.0	67	38483	21.8	
99 N-Propylbenzene	91	13.477	13.477	0.0	96	451826	22.4	
103 2-Chlorotoluene	126	13.647	13.647	0.0	97	103233	23.9	
102 1,3,5-Trimethylbenzene	105	13.702	13.702	0.0	80	346105	23.7	
105 4-Chlorotoluene	126	13.787	13.793	-0.006	97	106664	23.1	
106 tert-Butylbenzene	134	14.140	14.146	-0.006	89	67850	25.1	
107 1,2,4-Trimethylbenzene	105	14.213	14.213	0.0	96	341486	23.9	
109 sec-Butylbenzene	105	14.432	14.432	0.0	93	429230	24.3	
112 4-Isopropyltoluene	119	14.602	14.602	0.0	94	387610	25.2	
110 1,3-Dichlorobenzene	146	14.645	14.645	0.0	96	225102	23.1	
111 1,4-Dichlorobenzene	146	14.760	14.760	0.0	95	228048	22.8	
115 n-Butylbenzene	91	15.138	15.138	0.0	94	320378	24.6	
116 1,2-Dichlorobenzene	146	15.253	15.253	0.0	97	219825	23.1	
117 1,2-Dibromo-3-Chloropropane	75	16.245	16.245	0.0	76	26554	21.5	
119 1,2,4-Trichlorobenzene	180	17.194	17.194	0.0	93	155082	25.1	
120 Hexachlorobutadiene	225	17.328	17.328	0.0	93	68021	28.9	
121 Naphthalene	128	17.498	17.498	0.0	96	442077	26.9	
122 1,2,3-Trichlorobenzene	180	17.778	17.778	0.0	94	147238	28.9	

Report Date: 16-Oct-2013 23:04:42 Chrom Revision: 2.1 30-Sep-2013 13:45:28
Data File: \\Bufchrom\ChromData\HP5973P\20131016-26284.b\P2785.D

Compound	Sig	RT (min.)	Adj RT (min.)	Dlt RT (min.)	Q	Response	On-Col Amt ug/L	Flags
S 126 Xylenes, Total	1					0	77.7	
S 123 1,2-Dichloroethene, Total	1					0	53.5	
S 124 1,3-Dichloropropene, Total	1					0	51.6	

Report Date: 16-Oct-2013 23:04:42 Chrom Revision: 2.1 30-Sep-2013 13:45:28

TestAmerica Buffalo

Data File:	\\Bufchrom\ChromData\HP5973P\20131016-26284.b\P2785.D				
Injection Date:	16-Oct-2013 21:37:30	Instrument ID:	HP5973P	Operator ID:	CDC
Lims ID:	LCS	Lab Sample ID:		Worklist Smp#:	4
Client ID:					
Purge Vol:	5.000 mL	Dil. Factor:	1.0000	ALS Bottle#:	3
Method:	P-8260H2O	Limit Group:	MV - 8260C ICAL		

Column: ZB-624 (0.25 mm)

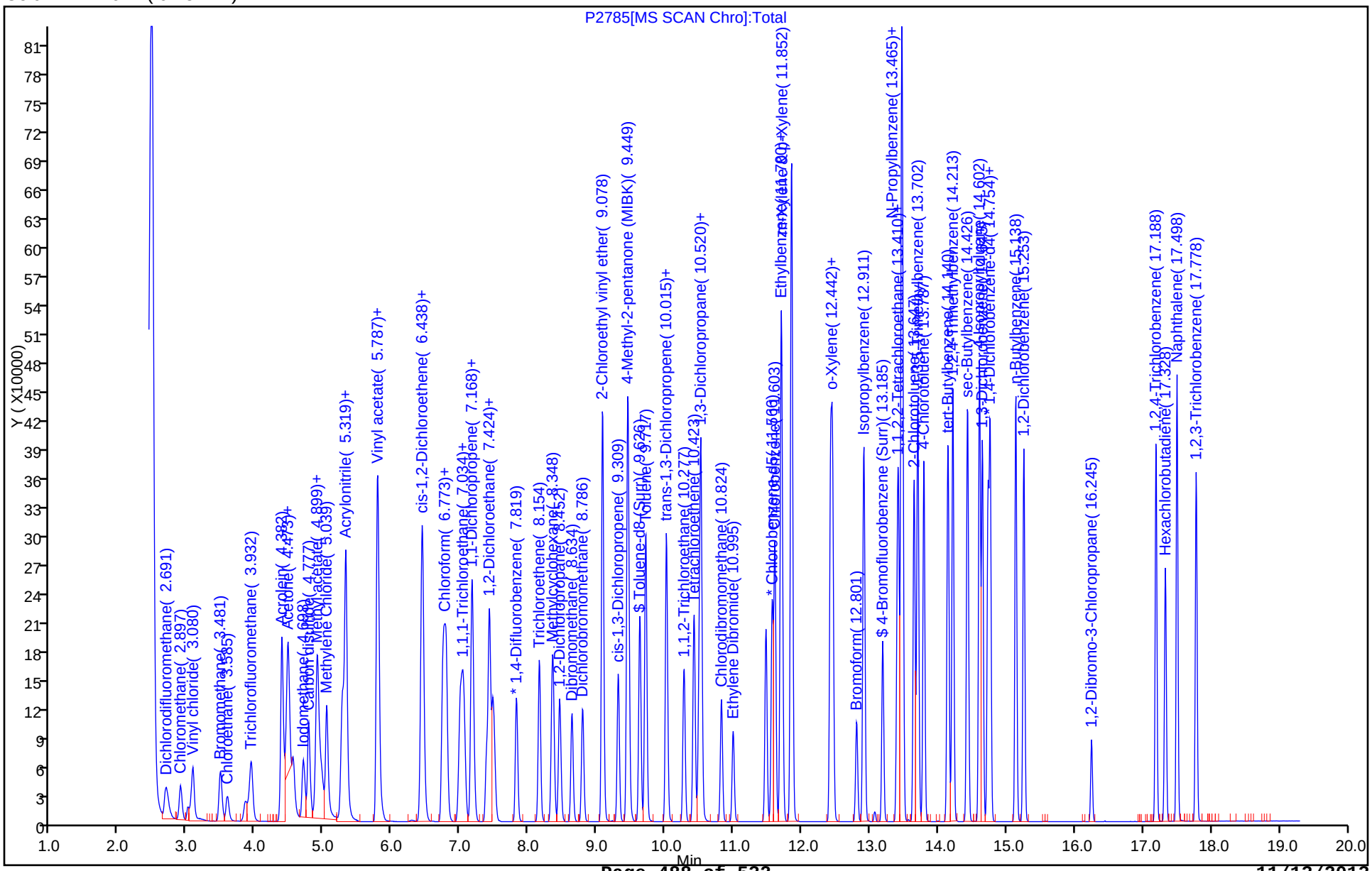

FORM I
GC/MS VOA ORGANICS ANALYSIS DATA SHEET

Lab Name: TestAmerica Buffalo
Job No.: 480-47308-1
SDG No.:
Client Sample ID:
Lab Sample ID: LCS 480-145571/4
Matrix: Water
Lab File ID: C33200.D
Analysis Method: 8260C
Date Collected:
Sample wt/vol: 5(mL)
Date Analyzed: 10/17/2013 11:14
Soil Aliquot Vol:
Dilution Factor: 1
Soil Extract Vol.:
GC Column: ZB-624 (30) ID: 0.53(mm)
% Moisture:
Level: (low/med) Low
Analysis Batch No.: 145571
Units: ug/L

CAS NO.	COMPOUND NAME	RESULT	Q	RL	MDL
71-55-6	1,1,1-Trichloroethane	27.3		1.0	0.82
79-34-5	1,1,2,2-Tetrachloroethane	22.1		1.0	0.21
76-13-1	1,1,2-Trichloro-1,2,2-trifluoroethane	60.8		1.0	0.31
79-00-5	1,1,2-Trichloroethane	23.9		1.0	0.23
75-34-3	1,1-Dichloroethane	26.9		1.0	0.38
75-35-4	1,1-Dichloroethene	28.5		1.0	0.29
120-82-1	1,2,4-Trichlorobenzene	23.1		1.0	0.41
96-12-8	1,2-Dibromo-3-Chloropropane	19.5		1.0	0.39
106-93-4	1,2-Dibromoethane	24.1		1.0	0.73
95-50-1	1,2-Dichlorobenzene	22.8		1.0	0.79
107-06-2	1,2-Dichloroethane	24.4		1.0	0.21
78-87-5	1,2-Dichloropropane	26.2		1.0	0.72
541-73-1	1,3-Dichlorobenzene	22.9		1.0	0.78
106-46-7	1,4-Dichlorobenzene	22.7		1.0	0.84
78-93-3	2-Butanone (MEK)	180		10	1.3
591-78-6	2-Hexanone	117		5.0	1.2
108-10-1	4-Methyl-2-pentanone (MIBK)	117		5.0	2.1
67-64-1	Acetone	130		10	3.0
71-43-2	Benzene	26.7		1.0	0.41
75-27-4	Bromodichloromethane	26.8		1.0	0.39
75-25-2	Bromoform	26.6		1.0	0.26
74-83-9	Bromomethane	27.7		1.0	0.69
75-15-0	Carbon disulfide	29.0		1.0	0.19
56-23-5	Carbon tetrachloride	28.4		1.0	0.27
108-90-7	Chlorobenzene	24.7		1.0	0.75
75-00-3	Chloroethane	27.9		1.0	0.32
67-66-3	Chloroform	26.2		1.0	0.34
74-87-3	Chloromethane	26.7		1.0	0.35
156-59-2	cis-1,2-Dichloroethene	26.1		1.0	0.81
10061-01-5	cis-1,3-Dichloropropene	27.7		1.0	0.36
110-82-7	Cyclohexane	31.5		1.0	0.18
124-48-1	Dibromochloromethane	25.7		1.0	0.32
75-71-8	Dichlorodifluoromethane	71.0		1.0	0.68
100-41-4	Ethylbenzene	24.7		1.0	0.74
98-82-8	Isopropylbenzene	23.1		1.0	0.79

FORM I
GC/MS VOA ORGANICS ANALYSIS DATA SHEET

Lab Name: TestAmerica Buffalo
Job No.: 480-47308-1
SDG No.:
Client Sample ID:
Lab Sample ID: LCS 480-145571/4
Matrix: Water
Lab File ID: C33200.D
Analysis Method: 8260C
Date Collected:
Sample wt/vol: 5(mL)
Date Analyzed: 10/17/2013 11:14
Soil Aliquot Vol:
Dilution Factor: 1
Soil Extract Vol.:
GC Column: ZB-624 (30) ID: 0.53(mm)
% Moisture:
Level: (low/med) Low
Analysis Batch No.: 145571
Units: ug/L

CAS NO.	COMPOUND NAME	RESULT	Q	RL	MDL
79-20-9	Methyl acetate	25.5		1.0	0.50
1634-04-4	Methyl tert-butyl ether	27.8		1.0	0.16
108-87-2	Methylcyclohexane	30.2		1.0	0.16
75-09-2	Methylene Chloride	26.0		1.0	0.44
179601-23-1	m-Xylene & p-Xylene	50.0		1.0	0.66
95-47-6	o-Xylene	25.2		1.0	0.76
100-42-5	Styrene	24.4		1.0	0.73
127-18-4	Tetrachloroethene	26.5		1.0	0.36
108-88-3	Toluene	24.7		1.0	0.51
156-60-5	trans-1,2-Dichloroethene	27.0		1.0	0.90
10061-02-6	trans-1,3-Dichloropropene	24.7		1.0	0.37
79-01-6	Trichloroethene	27.3		1.0	0.46
75-69-4	Trichlorofluoromethane	29.6		1.0	0.88
75-01-4	Vinyl chloride	30.2		1.0	0.90
1330-20-7	Xylenes, Total	75.2		1.0	0.66

CAS NO.	SURROGATE	%REC	Q	LIMITS
17060-07-0	1,2-Dichloroethane-d4 (Surr)	113		66-137
460-00-4	4-Bromofluorobenzene (Surr)	104		73-120
2037-26-5	Toluene-d8 (Surr)	104		71-126

TestAmerica Buffalo
Target Compound Quantitation Report

Data File: \\Bufchrom\ChromData\HP5973C\20131017-26311.b\C33200.D
Lims ID: LCS Lab Sample ID:
Client ID:
Sample Type: LCS
Inject. Date: 17-Oct-2013 11:14:30 ALS Bottle#: 24 Worklist Smp#: 4
Purge Vol: 5.000 mL Dil. Factor: 1.0000
Sample Info: LCS
Misc. Info.: 480-0026311-004
Operator ID: LH Instrument ID: HP5973C

Method: \\Bufchrom\ChromData\HP5973C\20131017-26311.b\C-8260.m
Limit Group: MV - 8260C ICAL
Last Update: 17-Oct-2013 12:46:59 Calib Date: 27-Sep-2013 14:30:30
Integrator: RTE ID Type: Deconvolution ID
Quant Method: Internal Standard Quant By: Initial Calibration
Last ICal File: \\Bufchrom\ChromData\HP5973C\20130927-25664.b\C32573.D

Column 1 : ZB-624 (0.25 mm) Detector MS SCAN
Process Host: XAWRK048

First Level Reviewer: HillL Date: 17-Oct-2013 12:46:59

Compound	Sig	RT (min.)	Adj RT (min.)	Dlt RT (min.)	Q	Response	On-Col Amt ug/L	Flags
* 1 1,4-Difluorobenzene	114	9.416	9.416	0.0	95	334410	25.0	
* 2 Chlorobenzene-d5	82	11.800	11.788	0.012	85	198688	25.0	
* 3 1,4-Dichlorobenzene-d4	152	13.816	13.804	0.012	90	193487	25.0	
$ 4 1,2-Dichloroethane-d4 (Surr)	67	9.167	9.156	0.011	0	81825	28.3	
$ 5 Toluene-d8 (Surr)	98	10.602	10.602	0.0	94	464856	25.9	
$ 6 4-Bromofluorobenzene (Surr)	174	12.737	12.737	0.0	84	144291	25.9	
10 Dichlorodifluoromethane	85	4.471	4.448	0.023	87	424675	71.0	
11 Chlorodifluoromethane	51	4.507	4.507	0.0	79	275612	25.2	
12 Chloromethane	50	4.863	4.851	0.012	89	234283	26.7	
13 Vinyl chloride	62	5.100	5.088	0.012	84	232645	30.2	
14 Bromomethane	94	5.693	5.681	0.012	92	147982	27.7	
15 Chloroethane	64	5.835	5.823	0.012	94	145408	27.9	
16 Dichlorofluoromethane	67	6.120	6.120	0.0	83	391474	26.7	
17 Trichlorofluoromethane	101	6.191	6.179	0.012	83	297966	29.6	
18 Ethyl ether	59	6.487	6.487	0.0	95	157493	26.6	
19 Propene oxide	58	6.641	6.641	0.0	94	215123	0	
20 Acrolein	56	6.736	6.737	-0.001	93	280909	570.6	
21 1,1,2-Trichloro-1,2,2-trifluoroe	101	6.760	6.748	0.012	87	381284	60.8	
22 1,1-Dichloroethene	96	6.831	6.820	0.011	87	169576	28.5	
23 Acetone	43	6.890	6.891	-0.001	99	298436	130.2	
24 Isopropyl alcohol	45	6.985	6.985	0.0	98	261768	530.9	
25 Iodomethane	142	7.068	7.057	0.011	99	246521	27.4	
26 Carbon disulfide	76	7.151	7.140	0.011	99	604079	29.0	
27 Methyl acetate	43	7.187	7.175	0.012	96	196273	25.5	
28 3-Chloro-1-propene	41	7.234	7.199	0.035	56	1355141	116.8	E
29 Acetonitrile	40	7.234	7.235	-0.001	99	606661	1126.3	
30 Methylene Chloride	84	7.353	7.341	0.012	88	191867	26.0	
31 2-Methyl-2-propanol	59	7.377	7.377	0.0	99	436866	520.8	
32 Methyl tert-butyl ether	73	7.519	7.519	0.0	91	579099	27.8	
34 trans-1,2-Dichloroethene	96	7.590	7.578	0.012	94	186872	27.0	
33 Acrylonitrile	53	7.602	7.590	0.012	98	356833	133.4	

Compound	Sig	RT (min.)	Adj RT (min.)	Dlt RT (min.)	Q	Response	On-Col Amt ug/L	Flags
35 Hexane	57	7.732	7.732	0.0	94	260780	26.9	
36 Isopropyl ether	45	7.887	7.887	0.0	94	643887	26.3	
135 Halothane	117	7.887	7.887	0.0	68	116653	25.4	
37 Vinyl acetate	43	7.934	7.922	0.012	97	2255856	161.9	
38 1,1-Dimethoxyethane	75	7.981	7.982	-0.001	66	184854	142.8	
39 1,1-Dichloroethane	63	7.981	7.982	-0.001	72	350858	26.9	
40 2-Chloro-1,3-butadiene	53	8.041	8.041	0.0	83	308116	26.7	
41 Tert-butyl ethyl ether	59	8.207	8.195	0.012	99	598732	25.9	
42 Ethyl acetate	43	8.444	8.408	0.036	92	612412	92.4	
43 2-Butanone (MEK)	43	8.444	8.444	0.0	99	612412	179.9	
44 2,2-Dichloropropane	77	8.479	8.468	0.011	87	301377	27.8	
45 cis-1,2-Dichloroethene	96	8.479	8.480	-0.001	72	199955	26.1	
46 Propionitrile	54	8.562	8.551	0.011	98	264316	257.3	
47 Methacrylonitrile	41	8.657	8.657	0.0	93	112780	26.1	
48 Chlorobromomethane	128	8.717	8.705	0.012	89	100235	27.2	
50 Chloroform	83	8.717	8.717	0.0	82	331344	26.2	
49 Tetrahydrofuran	42	8.717	8.717	0.0	92	291985	123.9	
51 1,1,1-Trichloroethane	97	8.895	8.895	0.0	92	289061	27.3	
52 Cyclohexane	56	8.930	8.918	0.012	92	362008	31.5	
53 Isobutyl alcohol	43	8.978	8.966	0.012	91	418707	1224.3	
54 1,1-Dichloropropene	75	9.001	9.002	-0.001	92	249890	27.7	
55 Carbon tetrachloride	117	9.025	9.025	0.0	79	253843	28.4	
56 Tert-amyl methyl ether	73	9.155	9.156	-0.001	96	526481	27.3	
57 Benzene	78	9.203	9.191	0.012	92	698886	26.7	
59 n-Heptane	43	9.215	9.215	0.0	95	281570	25.9	
58 1,2-Dichloroethane	62	9.227	9.215	0.012	85	265671	24.4	
60 n-Butanol	56	9.476	9.476	0.0	87	251808	1369.5	
141 2,4,4-Trimethyl-1-pentene	55	9.535	9.523	0.012	98	121970	0	
62 Trichloroethene	95	9.677	9.666	0.011	56	180174	27.3	
140 2,4,4-Trimethyl-2-pentene	97	9.677	9.677	0.0	91	413954	0	
63 Methyl methacrylate	41	9.808	9.808	0.0	83	303754	46.8	
64 Methylcyclohexane	83	9.808	9.808	0.0	83	319270	30.2	
65 1,2-Dichloropropane	63	9.879	9.879	0.0	90	188613	26.2	
66 1,4-Dioxane	88	9.950	9.950	0.0	93	86646	1183.5	
67 Dibromomethane	93	10.021	10.009	0.012	87	117978	25.9	
68 Dichlorobromomethane	83	10.080	10.081	-0.001	92	244331	26.8	
69 2-Chloroethyl vinyl ether	63	10.199	10.199	0.0	91	617344	134.1	
70 2-Nitropropane	43	10.246	10.246	0.0	95	251561	145.7	
71 Epichlorohydrin	57	10.341	10.341	0.0	98	392599	519.4	
72 cis-1,3-Dichloropropene	75	10.401	10.401	0.0	84	294542	27.7	
73 4-Methyl-2-pentanone (MIBK)	43	10.436	10.436	0.0	97	955866	117.1	
74 Toluene	92	10.661	10.662	-0.001	97	435713	24.7	
75 Ethyl methacrylate	69	10.733	10.733	0.0	89	226218	25.5	
77 trans-1,3-Dichloropropene	75	10.816	10.816	0.0	92	265803	24.7	
79 1,1,2-Trichloroethane	83	10.993	10.994	-0.001	88	129465	23.9	
80 2-Hexanone	43	11.076	11.077	-0.001	98	651001	117.2	
81 Tetrachloroethene	166	11.112	11.112	0.0	91	196011	26.5	
82 1,3-Dichloropropane	76	11.136	11.136	0.0	90	274026	23.8	
83 Chlorodibromomethane	129	11.361	11.361	0.0	87	180350	25.7	
84 Ethylene Dibromide	107	11.492	11.492	0.0	96	156373	24.1	
85 3-Chlorobenzotrifluoride	180	11.634	11.634	0.0	93	294080	24.2	
86 4-Chlorobenzotrifluoride	180	11.681	11.681	0.0	83	264161	24.1	

Compound	Sig	RT (min.)	Adj RT (min.)	Dlt RT (min.)	Q	Response	On-Col Amt ug/L	Flags
87 Chlorobenzene	112	11.824	11.824	0.0	86	485340	24.7	
88 Ethylbenzene	91	11.824	11.824	0.0	94	853111	24.7	
89 1,1,1,2-Tetrachloroethane	131	11.859	11.859	0.0	72	178927	25.4	
90 m-Xylene & p-Xylene	106	11.907	11.895	0.012	0	625334	50.0	
91 o-Xylene	106	12.250	12.251	-0.001	94	311545	25.2	
92 Styrene	104	12.262	12.263	-0.001	86	492343	24.4	
93 2-Chlorobenzotrifluoride	180	12.428	12.428	0.0	96	271637	24.2	
94 Isopropylbenzene	105	12.523	12.523	0.0	97	808364	23.1	
95 Bromoform	173	12.547	12.547	0.0	95	113756	26.6	
96 Cyclohexanone	55	12.749	12.749	0.0	94	497570	2724.7	E
97 1,1,2,2-Tetrachloroethane	83	12.820	12.820	0.0	82	213114	22.1	
98 trans-1,4-Dichloro-2-butene	53	12.843	12.844	-0.001	92	245696	119.3	
99 N-Propylbenzene	91	12.867	12.867	0.0	98	1016962	23.6	
100 1,2,3-Trichloropropane	110	12.903	12.903	0.0	85	63203	21.8	
101 Bromobenzene	156	12.926	12.927	-0.001	80	207019	23.1	
102 1,3,5-Trimethylbenzene	105	12.986	12.986	0.0	85	685138	22.9	
103 2-Chlorotoluene	126	13.045	13.045	0.0	95	243105	28.1	
104 3-Chlorotoluene	126	13.081	13.081	0.0	97	224084	24.7	
105 4-Chlorotoluene	126	13.128	13.128	0.0	98	231162	25.7	
106 tert-Butylbenzene	134	13.318	13.318	0.0	92	139574	22.8	
107 1,2,4-Trimethylbenzene	105	13.365	13.354	0.011	97	679327	22.8	
108 Pentachloroethane	167	13.448	13.448	0.0	87	111308	31.4	
109 sec-Butylbenzene	105	13.519	13.520	-0.001	95	868056	23.3	
110 4-Isopropyltoluene	119	13.614	13.614	0.0	97	749556	23.2	
111 1,3-Dichlorobenzene	146	13.757	13.757	-0.001	96	398504	22.9	
112 1,2,3-Trimethylbenzene	105	13.804	13.804	0.0	96	730745	22.9	
113 1,4-Dichlorobenzene	146	13.840	13.840	0.0	91	398618	22.7	
114 Dicyclopentadiene	66	13.851	13.851	0.0	87	235510	21.3	
115 n-Butylbenzene	91	14.029	14.030	-0.001	97	698427	23.0	
116 1,2-Dichlorobenzene	146	14.255	14.255	0.0	95	382048	22.8	
117 1,2-Dibromo-3-Chloropropane	75	15.144	15.144	0.0	62	40292	19.5	
118 1,3,5-Trichlorobenzene	180	15.310	15.310	0.0	96	339208	23.9	
119 1,2,4-Trichlorobenzene	180	16.176	16.176	0.0	92	318807	23.1	
120 Hexachlorobutadiene	225	16.271	16.271	-0.001	93	143892	24.6	
121 Naphthalene	128	16.614	16.615	-0.001	98	705366	21.8	
122 1,2,3-Trichlorobenzene	180	16.982	16.982	0.0	92	294077	22.6	
S 124 Xylenes, Total	1				0		75.2	
S 125 1,2-Dichloroethene, Total	1				0		53.1	
S 126 1,3-Dichloropropene, Total	1				0		52.4	

QC Flag Legend

Processing Flags
E - Exceeded Maximum Amount

Report Date: 17-Oct-2013 12:46:59 Chrom Revision: 2.1 30-Sep-2013 13:45:28

TestAmerica Buffalo

Data File: \\Bufchrom\ChromData\HP5973C\20131017-26311.b\C33200.D

Injection Date:	17-Oct-2013 11:14:30	Instrument ID:	HP5973C	Operator ID:	LH
Lims ID:	LCS	Lab Sample ID:		Worklist Smp#:	4
Client ID:					
Purge Vol:	5.000 mL	Dil. Factor:	1.0000	ALS Bottle#:	24
Method:	C-8260	Limit Group:	MV - 8260C ICAL		

Column: ZB-624 (0.25 mm)

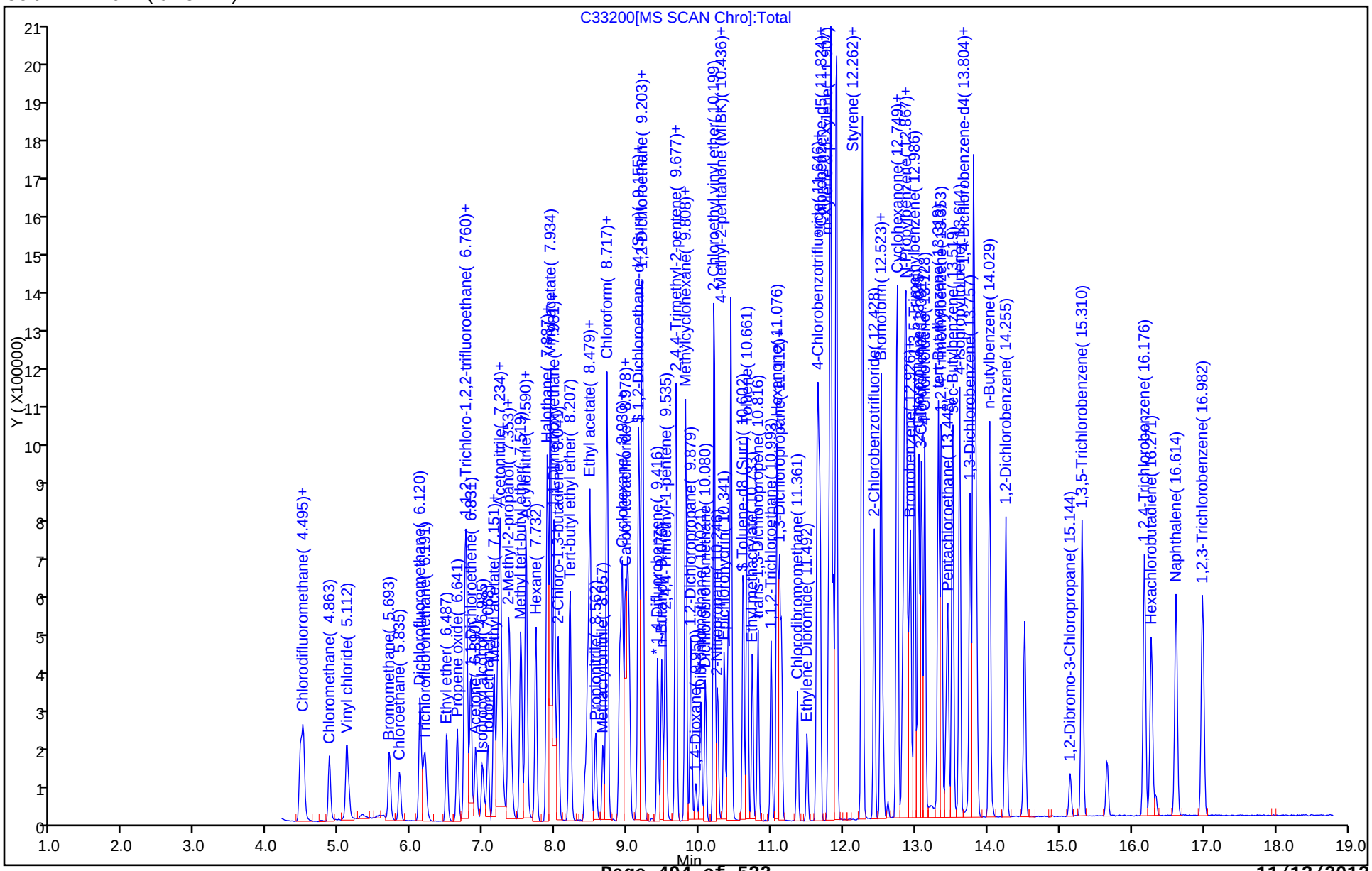

FORM I
GC/MS VOA ORGANICS ANALYSIS DATA SHEET

Lab Name: TestAmerica Buffalo | Job No.: 480-47308-1

SDG No.:

Client Sample ID: | Lab Sample ID: LCSD 480-145571/7

Matrix: Water | Lab File ID: C33201.D

Analysis Method: 8260C | Date Collected:

Sample wt/vol: 5(mL) | Date Analyzed: 10/17/2013 11:38

Soil Aliquot Vol: | Dilution Factor: 1

Soil Extract Vol.: | GC Column: ZB-624 (30) ID: 0.53(mm)

% Moisture: | Level: (low/med) Low

Analysis Batch No.: 145571 | Units: ug/L

CAS NO.	COMPOUND NAME	RESULT	Q	RL	MDL
71-55-6	1,1,1-Trichloroethane	25.9		1.0	0.82
79-34-5	1,1,2,2-Tetrachloroethane	22.9		1.0	0.21
76-13-1	1,1,2-Trichloro-1,2,2-trifluoroethane	55.9		1.0	0.31
79-00-5	1,1,2-Trichloroethane	23.7		1.0	0.23
75-34-3	1,1-Dichloroethane	25.6		1.0	0.38
75-35-4	1,1-Dichloroethene	26.6		1.0	0.29
120-82-1	1,2,4-Trichlorobenzene	23.6		1.0	0.41
96-12-8	1,2-Dibromo-3-Chloropropane	20.5		1.0	0.39
106-93-4	1,2-Dibromoethane	23.6		1.0	0.73
95-50-1	1,2-Dichlorobenzene	22.9		1.0	0.79
107-06-2	1,2-Dichloroethane	24.0		1.0	0.21
78-87-5	1,2-Dichloropropane	25.1		1.0	0.72
541-73-1	1,3-Dichlorobenzene	22.7		1.0	0.78
106-46-7	1,4-Dichlorobenzene	22.9		1.0	0.84
78-93-3	2-Butanone (MEK)	175		10	1.3
591-78-6	2-Hexanone	116		5.0	1.2
108-10-1	4-Methyl-2-pentanone (MIBK)	116		5.0	2.1
67-64-1	Acetone	131		10	3.0
71-43-2	Benzene	25.8		1.0	0.41
75-27-4	Bromodichloromethane	26.3		1.0	0.39
75-25-2	Bromoform	26.8		1.0	0.26
74-83-9	Bromomethane	26.2		1.0	0.69
75-15-0	Carbon disulfide	27.0		1.0	0.19
56-23-5	Carbon tetrachloride	26.6		1.0	0.27
108-90-7	Chlorobenzene	23.9		1.0	0.75
75-00-3	Chloroethane	26.5		1.0	0.32
67-66-3	Chloroform	25.2		1.0	0.34
74-87-3	Chloromethane	25.5		1.0	0.35
156-59-2	cis-1,2-Dichloroethene	25.4		1.0	0.81
10061-01-5	cis-1,3-Dichloropropene	27.3		1.0	0.36
110-82-7	Cyclohexane	29.7		1.0	0.18
124-48-1	Dibromochloromethane	25.3		1.0	0.32
75-71-8	Dichlorodifluoromethane	64.6		1.0	0.68
100-41-4	Ethylbenzene	23.5		1.0	0.74
98-82-8	Isopropylbenzene	22.6		1.0	0.79

FORM I
GC/MS VOA ORGANICS ANALYSIS DATA SHEET

Lab Name: TestAmerica Buffalo
Job No.: 480-47308-1
SDG No.:
Client Sample ID:
Lab Sample ID: LCSD 480-145571/7
Matrix: Water
Lab File ID: C33201.D
Analysis Method: 8260C
Date Collected:
Sample wt/vol: 5(mL)
Date Analyzed: 10/17/2013 11:38
Soil Aliquot Vol:
Dilution Factor: 1
Soil Extract Vol.:
GC Column: ZB-624 (30) ID: 0.53(mm)
% Moisture:
Level: (low/med) Low
Analysis Batch No.: 145571
Units: ug/L

CAS NO.	COMPOUND NAME	RESULT	Q	RL	MDL
79-20-9	Methyl acetate	25.3		1.0	0.50
1634-04-4	Methyl tert-butyl ether	27.3		1.0	0.16
108-87-2	Methylcyclohexane	28.8		1.0	0.16
75-09-2	Methylene Chloride	25.8		1.0	0.44
179601-23-1	m-Xylene & p-Xylene	48.1		1.0	0.66
95-47-6	o-Xylene	23.8		1.0	0.76
100-42-5	Styrene	23.8		1.0	0.73
127-18-4	Tetrachloroethene	25.5		1.0	0.36
108-88-3	Toluene	23.9		1.0	0.51
156-60-5	trans-1,2-Dichloroethene	25.9		1.0	0.90
10061-02-6	trans-1,3-Dichloropropene	24.7		1.0	0.37
79-01-6	Trichloroethene	26.4		1.0	0.46
75-69-4	Trichlorofluoromethane	27.5		1.0	0.88
75-01-4	Vinyl chloride	27.8		1.0	0.90
1330-20-7	Xylenes, Total	71.9		1.0	0.66

CAS NO.	SURROGATE	%REC	Q	LIMITS
17060-07-0	1,2-Dichloroethane-d4 (Surr)	114		66-137
460-00-4	4-Bromofluorobenzene (Surr)	102		73-120
2037-26-5	Toluene-d8 (Surr)	102		71-126

TestAmerica Buffalo
Target Compound Quantitation Report

Data File: \\Bufchrom\ChromData\HP5973C\20131017-26311.b\C33201.D
Lims ID: LCSD Lab Sample ID:
Client ID:
Sample Type: LCSD
Inject. Date: 17-Oct-2013 11:38:30 ALS Bottle#: 25 Worklist Smp#: 7
Purge Vol: 5.000 mL Dil. Factor: 1.0000
Sample Info: LCSD
Misc. Info.: 480-0026311-007
Operator ID: LH Instrument ID: HP5973C

Method: \\Bufchrom\ChromData\HP5973C\20131017-26311.b\C-8260.m
Limit Group: MV - 8260C ICAL
Last Update: 17-Oct-2013 12:47:28 Calib Date: 27-Sep-2013 14:30:30
Integrator: RTE ID Type: Deconvolution ID
Quant Method: Internal Standard Quant By: Initial Calibration
Last ICal File: \\Bufchrom\ChromData\HP5973C\20130927-25664.b\C32573.D

Column 1 : ZB-624 (0.25 mm) Detector MS SCAN
Process Host: XAWRK048

First Level Reviewer: HillL Date: 17-Oct-2013 12:47:28

Compound	Sig	RT (min.)	Adj RT (min.)	Dlt RT (min.)	Q	Response	On-Col Amt ug/L	Flags
* 1 1,4-Difluorobenzene	114	9.416	9.416	0.0	95	341292	25.0	
* 2 Chlorobenzene-d5	82	11.788	11.788	0.0	88	204035	25.0	
* 3 1,4-Dichlorobenzene-d4	152	13.804	13.804	0.0	91	193874	25.0	
$ 4 1,2-Dichloroethane-d4 (Surr)	67	9.156	9.156	0.0	0	84094	28.5	
$ 5 Toluene-d8 (Surr)	98	10.602	10.602	0.0	94	468946	25.5	
$ 6 4-Bromofluorobenzene (Surr)	174	12.737	12.737	0.0	84	146273	25.6	
10 Dichlorodifluoromethane	85	4.460	4.448	0.012	87	394594	64.6	
11 Chlorodifluoromethane	51	4.495	4.507	-0.012	79	260852	23.4	
12 Chloromethane	50	4.851	4.851	0.0	89	228083	25.5	
13 Vinyl chloride	62	5.100	5.088	0.012	84	218178	27.8	
14 Bromomethane	94	5.681	5.681	0.0	91	142584	26.2	
15 Chloroethane	64	5.835	5.823	0.012	95	140843	26.5	
16 Dichlorofluoromethane	67	6.120	6.120	0.0	83	379425	25.4	
17 Trichlorofluoromethane	101	6.179	6.179	0.0	83	282160	27.5	
18 Ethyl ether	59	6.487	6.487	0.0	94	157831	26.1	
19 Propene oxide	58	6.630	6.641	-0.011	94	219067	0	
20 Acrolein	56	6.736	6.737	-0.001	94	280445	558.1	
21 1,1,2-Trichloro-1,2,2-trifluoroe	101	6.760	6.748	0.012	87	357815	55.9	
22 1,1-Dichloroethene	96	6.819	6.820	-0.001	87	161781	26.6	
23 Acetone	43	6.891	6.891	0.0	99	307256	131.3	
24 Isopropyl alcohol	45	6.985	6.985	0.0	97	264207	525.1	
25 Iodomethane	142	7.057	7.057	0.0	99	238508	26.0	
26 Carbon disulfide	76	7.140	7.140	0.0	99	574786	27.0	
27 Methyl acetate	43	7.175	7.175	0.0	91	198859	25.3	
28 3-Chloro-1-propene	41	7.234	7.199	0.035	63	1379406	116.5	E
29 Acetonitrile	40	7.234	7.235	-0.001	99	623987	1135.1	
30 Methylene Chloride	84	7.353	7.341	0.012	87	194182	25.8	
31 2-Methyl-2-propanol	59	7.377	7.377	0.0	97	447598	522.9	
32 Methyl tert-butyl ether	73	7.519	7.519	0.0	91	580965	27.3	
34 trans-1,2-Dichloroethene	96	7.590	7.578	0.012	92	182692	25.9	
33 Acrylonitrile	53	7.602	7.590	0.012	98	367505	134.7	

Compound	Sig	RT (min.)	Adj RT (min.)	Dlt RT (min.)	Q	Response	On-Col Amt ug/L	Flags
35 Hexane	57	7.721	7.732	-0.011	94	245074	24.7	
135 Halothane	117	7.887	7.887	0.0	88	113078	24.1	
36 Isopropyl ether	45	7.887	7.887	0.0	94	636807	25.5	
37 Vinyl acetate	43	7.934	7.922	0.012	88	2167656	152.4	
38 1,1-Dimethoxyethane	75	7.982	7.982	0.0	65	186252	141.0	
39 1,1-Dichloroethane	63	7.982	7.982	0.0	69	341742	25.6	
40 2-Chloro-1,3-butadiene	53	8.041	8.041	0.0	88	294062	25.0	
41 Tert-butyl ethyl ether	59	8.195	8.195	0.0	99	593923	25.2	
42 Ethyl acetate	43	8.444	8.408	0.036	92	608676	89.9	
43 2-Butanone (MEK)	43	8.444	8.444	0.0	99	608676	175.2	
44 2,2-Dichloropropane	77	8.480	8.468	0.012	85	290458	26.3	
45 cis-1,2-Dichloroethene	96	8.480	8.480	0.0	72	198874	25.4	
46 Propionitrile	54	8.551	8.551	0.0	98	274094	261.4	
47 Methacrylonitrile	41	8.657	8.657	0.0	92	100272	22.7	
48 Chlorobromomethane	128	8.705	8.705	0.0	89	100864	26.9	
49 Tetrahydrofuran	42	8.717	8.717	0.0	92	296503	123.2	
50 Chloroform	83	8.717	8.717	0.0	83	325171	25.2	
51 1,1,1-Trichloroethane	97	8.895	8.895	0.0	92	279488	25.9	
52 Cyclohexane	56	8.930	8.918	0.012	92	348362	29.7	
53 Isobutyl alcohol	43	8.966	8.966	0.0	92	425037	1217.7	
54 1,1-Dichloropropene	75	9.001	9.002	-0.001	88	241337	26.3	
55 Carbon tetrachloride	117	9.025	9.025	0.0	78	242610	26.6	
56 Tert-amyl methyl ether	73	9.156	9.156	0.0	95	528304	26.9	
57 Benzene	78	9.203	9.191	0.012	94	688417	25.8	
59 n-Heptane	43	9.203	9.215	-0.012	94	263184	23.7	
58 1,2-Dichloroethane	62	9.227	9.215	0.012	85	266446	24.0	
60 n-Butanol	56	9.476	9.476	0.0	83	260079	1385.9	
141 2,4,4-Trimethyl-1-pentene	55	9.523	9.523	0.0	99	116264	0	
62 Trichloroethene	95	9.665	9.666	-0.001	57	177575	26.4	
140 2,4,4-Trimethyl-2-pentene	97	9.677	9.677	0.0	90	399359	0	
63 Methyl methacrylate	41	9.808	9.808	0.0	84	303900	45.8	
64 Methylcyclohexane	83	9.808	9.808	0.0	83	310199	28.8	
65 1,2-Dichloropropane	63	9.879	9.879	0.0	91	184587	25.1	
66 1,4-Dioxane	88	9.950	9.950	0.0	92	90761	1207.2	
67 Dibromomethane	93	10.021	10.009	0.012	87	119632	25.7	
68 Dichlorobromomethane	83	10.081	10.081	-0.001	88	244544	26.3	
69 2-Chloroethyl vinyl ether	63	10.199	10.199	0.0	91	633433	134.9	
70 2-Nitropropane	43	10.247	10.246	0.001	95	293488	169.6	
71 Epichlorohydrin	57	10.341	10.341	0.0	98	400081	518.6	
72 cis-1,3-Dichloropropene	75	10.401	10.401	0.0	80	295972	27.3	
73 4-Methyl-2-pentanone (MIBK)	43	10.436	10.436	0.0	97	969862	115.7	
74 Toluene	92	10.662	10.662	0.0	97	431908	23.9	
75 Ethyl methacrylate	69	10.733	10.733	0.0	89	230368	25.3	
77 trans-1,3-Dichloropropene	75	10.816	10.816	0.0	92	272098	24.7	
79 1,1,2-Trichloroethane	83	10.994	10.994	0.0	88	131524	23.7	
80 2-Hexanone	43	11.077	11.077	0.0	97	664090	116.4	
81 Tetrachloroethene	166	11.112	11.112	0.0	91	193843	25.5	
82 1,3-Dichloropropane	76	11.136	11.136	0.0	92	274556	23.2	
83 Chlorodibromomethane	129	11.361	11.361	0.0	88	182176	25.3	
84 Ethylene Dibromide	107	11.492	11.492	0.0	98	157002	23.6	
85 3-Chlorobenzotrifluoride	180	11.634	11.634	0.0	93	286942	23.6	
86 4-Chlorobenzotrifluoride	180	11.681	11.681	0.0	83	257837	23.5	

Compound	Sig	RT (min.)	Adj RT (min.)	Dlt RT (min.)	Q	Response	On-Col Amt ug/L	Flags
87 Chlorobenzene	112	11.824	11.824	0.0	86	483276	23.9	
88 Ethylbenzene	91	11.824	11.824	0.0	94	830444	23.5	
89 1,1,1,2-Tetrachloroethane	131	11.859	11.859	0.0	72	178520	24.7	
90 m-Xylene & p-Xylene	106	11.907	11.895	0.012	0	617305	48.1	
91 o-Xylene	106	12.251	12.251	0.0	94	303090	23.8	
92 Styrene	104	12.262	12.263	-0.001	91	492048	23.8	
93 2-Chlorobenzotrifluoride	180	12.429	12.428	0.0	96	263722	23.5	
94 Isopropylbenzene	105	12.523	12.523	0.0	96	792641	22.6	
95 Bromoform	173	12.547	12.547	0.0	95	117536	26.8	
96 Cyclohexanone	55	12.749	12.749	0.0	94	495100	2705.7	E
97 1,1,2,2-Tetrachloroethane	83	12.820	12.820	0.0	82	220862	22.9	
98 trans-1,4-Dichloro-2-butene	53	12.844	12.844	0.0	92	253527	122.4	
99 N-Propylbenzene	91	12.867	12.867	0.0	98	995549	23.1	
100 1,2,3-Trichloropropane	110	12.903	12.903	0.0	57	64153	22.1	
101 Bromobenzene	156	12.927	12.927	0.0	78	206495	23.0	
102 1,3,5-Trimethylbenzene	105	12.986	12.986	0.0	84	680775	22.7	
103 2-Chlorotoluene	126	13.045	13.045	0.0	95	245281	28.3	
104 3-Chlorotoluene	126	13.081	13.081	0.0	97	215925	23.8	
105 4-Chlorotoluene	126	13.128	13.128	0.0	98	225600	25.1	
106 tert-Butylbenzene	134	13.318	13.318	0.0	92	137916	22.5	
107 1,2,4-Trimethylbenzene	105	13.353	13.354	-0.001	99	677213	22.7	
108 Pentachloroethane	167	13.448	13.448	0.0	88	110281	31.1	
109 sec-Butylbenzene	105	13.519	13.520	-0.001	95	851884	22.8	
110 4-Isopropyltoluene	119	13.614	13.614	0.0	94	744545	23.0	
111 1,3-Dichlorobenzene	146	13.757	13.757	0.0	96	394733	22.7	
112 1,2,3-Trimethylbenzene	105	13.804	13.804	0.0	94	721615	22.6	
113 1,4-Dichlorobenzene	146	13.840	13.840	0.0	92	401985	22.9	
114 Dicyclopentadiene	66	13.852	13.851	0.001	66	229290	20.7	
115 n-Butylbenzene	91	14.029	14.030	-0.001	98	686957	22.6	
116 1,2-Dichlorobenzene	146	14.255	14.255	0.0	95	384672	22.9	
117 1,2-Dibromo-3-Chloropropane	75	15.144	15.144	0.0	64	42508	20.5	
118 1,3,5-Trichlorobenzene	180	15.310	15.310	0.0	95	337465	23.7	
119 1,2,4-Trichlorobenzene	180	16.176	16.176	0.0	93	326791	23.6	
120 Hexachlorobutadiene	225	16.271	16.271	0.0	93	143076	24.4	
121 Naphthalene	128	16.615	16.615	0.0	98	745238	23.0	
122 1,2,3-Trichlorobenzene	180	16.982	16.982	0.0	92	304194	23.3	
S 125 1,2-Dichloroethene, Total	1				0		51.3	
S 126 1,3-Dichloropropene, Total	1				0		51.9	
S 124 Xylenes, Total	1				0		71.9	

QC Flag Legend

Processing Flags
E - Exceeded Maximum Amount

Report Date: 17-Oct-2013 12:47:28 Chrom Revision: 2.1 30-Sep-2013 13:45:28

TestAmerica Buffalo

Data File: \\Bufchrom\ChromData\HP5973C\20131017-26311.b\C33201.D

Injection Date: 17-Oct-2013 11:38:30 Instrument ID: HP5973C Operator ID: LH

Lims ID: LCSD Lab Sample ID: Worklist Smp#: 7

Client ID:

Purge Vol: 5.000 mL Dil. Factor: 1.0000 ALS Bottle#: 25

Method: C-8260 Limit Group: MV - 8260C ICAL

Column: ZB-624 (0.25 mm)

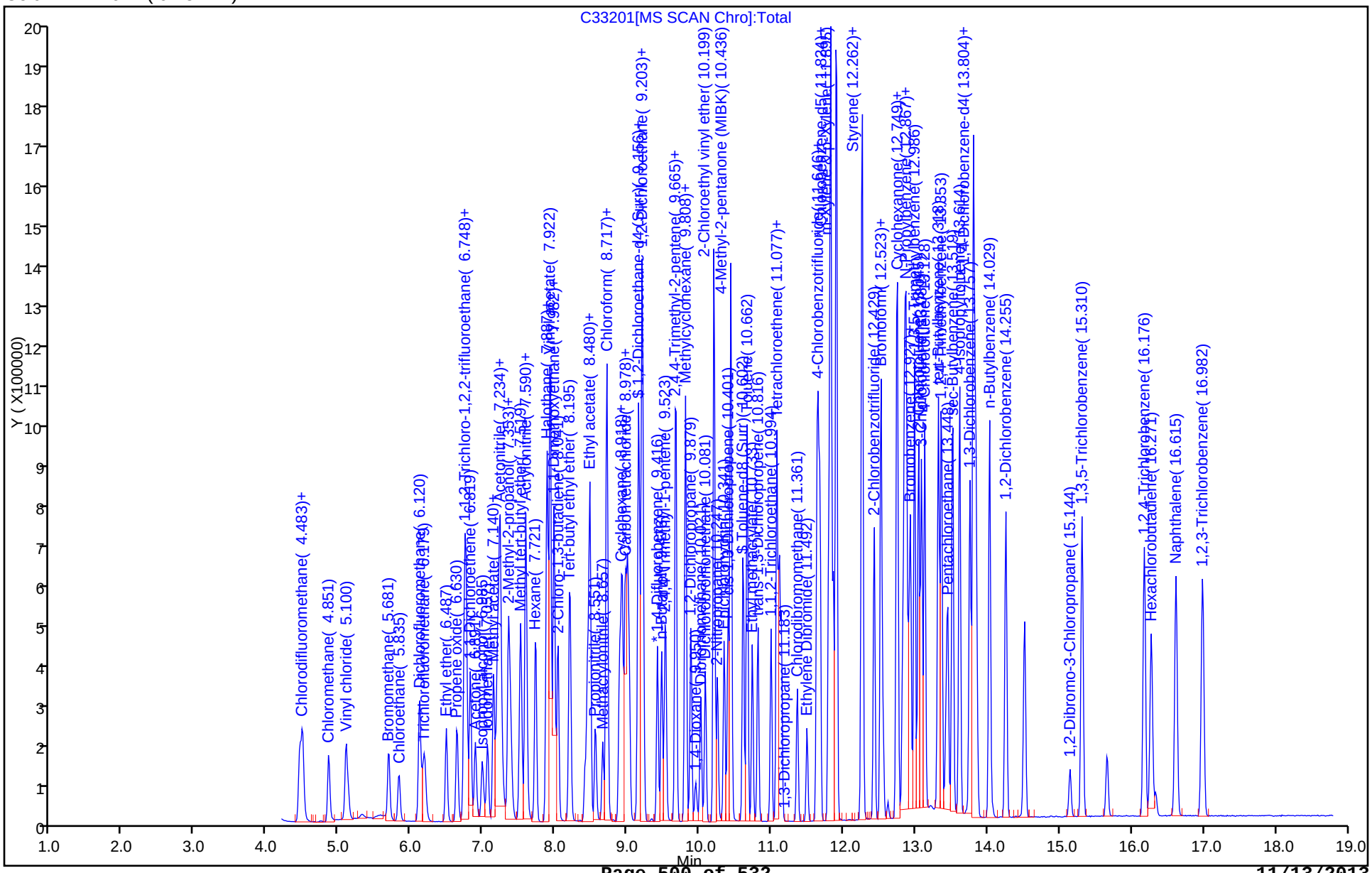

FORM I
GC/MS VOA ORGANICS ANALYSIS DATA SHEET

Lab Name: TestAmerica Buffalo | Job No.: 480-47308-1

SDG No.:

Client Sample ID: MW-1 MS | Lab Sample ID: 480-47308-1 MS

Matrix: Water | Lab File ID: P2738.D

Analysis Method: 8260C | Date Collected: 10/03/2013 15:15

Sample wt/vol: 5(mL) | Date Analyzed: 10/15/2013 23:40

Soil Aliquot Vol: | Dilution Factor: 1

Soil Extract Vol.: | GC Column: ZB-624 (60) ID: 0.25(mm)

% Moisture: | Level: (low/med) Low

Analysis Batch No.: 145143 | Units: ug/L

CAS NO.	COMPOUND NAME	RESULT	Q	RL	MDL
71-55-6	1,1,1-Trichloroethane	32.7		1.0	0.82
79-34-5	1,1,2,2-Tetrachloroethane	23.0		1.0	0.21
76-13-1	1,1,2-Trichloro-1,2,2-trifluoroethane	21.7		1.0	0.31
79-00-5	1,1,2-Trichloroethane	25.7		1.0	0.23
75-34-3	1,1-Dichloroethane	30.7		1.0	0.38
75-35-4	1,1-Dichloroethene	32.6		1.0	0.29
120-82-1	1,2,4-Trichlorobenzene	28.6		1.0	0.41
96-12-8	1,2-Dibromo-3-Chloropropane	23.7		1.0	0.39
106-93-4	1,2-Dibromoethane	27.1		1.0	0.73
95-50-1	1,2-Dichlorobenzene	26.0		1.0	0.79
107-06-2	1,2-Dichloroethane	28.7		1.0	0.21
78-87-5	1,2-Dichloropropane	26.8		1.0	0.72
541-73-1	1,3-Dichlorobenzene	26.0		1.0	0.78
106-46-7	1,4-Dichlorobenzene	25.8		1.0	0.84
78-93-3	2-Butanone (MEK)	124		10	1.3
591-78-6	2-Hexanone	122		5.0	1.2
108-10-1	4-Methyl-2-pentanone (MIBK)	117		5.0	2.1
67-64-1	Acetone	124		10	3.0
71-43-2	Benzene	28.4		1.0	0.41
75-27-4	Bromodichloromethane	29.4		1.0	0.39
75-25-2	Bromoform	24.6		1.0	0.26
74-83-9	Bromomethane	32.5		1.0	0.69
75-15-0	Carbon disulfide	20.1		1.0	0.19
56-23-5	Carbon tetrachloride	33.6		1.0	0.27
108-90-7	Chlorobenzene	27.8		1.0	0.75
75-00-3	Chloroethane	32.4		1.0	0.32
67-66-3	Chloroform	29.1		1.0	0.34
74-87-3	Chloromethane	32.6		1.0	0.35
156-59-2	cis-1,2-Dichloroethene	50.1		1.0	0.81
10061-01-5	cis-1,3-Dichloropropene	27.9		1.0	0.36
110-82-7	Cyclohexane	22.9		1.0	0.18
124-48-1	Dibromochloromethane	28.7		1.0	0.32
75-71-8	Dichlorodifluoromethane	38.8		1.0	0.68
100-41-4	Ethylbenzene	29.0		1.0	0.74
98-82-8	Isopropylbenzene	27.9		1.0	0.79

FORM I
GC/MS VOA ORGANICS ANALYSIS DATA SHEET

Lab Name: TestAmerica Buffalo | Job No.: 480-47308-1

SDG No.:

Client Sample ID: MW-1 MS | Lab Sample ID: 480-47308-1 MS

Matrix: Water | Lab File ID: P2738.D

Analysis Method: 8260C | Date Collected: 10/03/2013 15:15

Sample wt/vol: 5(mL) | Date Analyzed: 10/15/2013 23:40

Soil Aliquot Vol: | Dilution Factor: 1

Soil Extract Vol.: | GC Column: ZB-624 (60) ID: 0.25(mm)

% Moisture: | Level: (low/med) Low

Analysis Batch No.: 145143 | Units: ug/L

CAS NO.	COMPOUND NAME	RESULT	Q	RL	MDL
79-20-9	Methyl acetate	22.9		1.0	0.50
1634-04-4	Methyl tert-butyl ether	26.0		1.0	0.16
108-87-2	Methylcyclohexane	24.8		1.0	0.16
75-09-2	Methylene Chloride	27.7		1.0	0.44
179601-23-1	m-Xylene & p-Xylene	58.7		1.0	0.66
95-47-6	o-Xylene	30.0		1.0	0.76
100-42-5	Styrene	29.8		1.0	0.73
127-18-4	Tetrachloroethene	120		1.0	0.36
108-88-3	Toluene	27.2		1.0	0.51
156-60-5	trans-1,2-Dichloroethene	30.8		1.0	0.90
10061-02-6	trans-1,3-Dichloropropene	27.0		1.0	0.37
79-01-6	Trichloroethene	55.0		1.0	0.46
75-69-4	Trichlorofluoromethane	33.9		1.0	0.88
75-01-4	Vinyl chloride	34.0		1.0	0.90
1330-20-7	Xylenes, Total	88.7		1.0	0.66

CAS NO.	SURROGATE	%REC	Q	LIMITS
17060-07-0	1,2-Dichloroethane-d4 (Surr)	100		66-137
460-00-4	4-Bromofluorobenzene (Surr)	108		73-120
2037-26-5	Toluene-d8 (Surr)	95		71-126

TestAmerica Buffalo
Target Compound Quantitation Report

Data File: \\Bufchrom\ChromData\HP5973P\20131015-26241.b\P2738.D
Lims ID: 480-47308-A-1 MS Lab Sample ID:
Client ID: MW-1
Sample Type: MS
Inject. Date: 15-Oct-2013 23:40:30 ALS Bottle#: 2 Worklist Smp#: 7
Purge Vol: 5.000 mL Dil. Factor: 1.0000
Sample Info: 480-47308-A-1 MS
Misc. Info.: 480-0026241-007 =480-0026241-007
Operator ID: CDC Instrument ID: HP5973P

Method: \\Bufchrom\ChromData\HP5973P\20131015-26241.b\P-8260H2O.m
Limit Group: MV - 8260C ICAL
Last Update: 16-Oct-2013 05:25:33 Calib Date: 30-Sep-2013 22:31:30
Integrator: RTE ID Type: Deconvolution ID
Quant Method: Internal Standard Quant By: Initial Calibration
Last ICal File: \\Bufchrom\ChromData\HP5973P\20130930-25739.b\P2168.D

Column 1 : ZB-624 (0.25 mm) Detector MS SCAN
Process Host: XAWRK010

First Level Reviewer: quirkp Date: 16-Oct-2013 07:47:48

Compound	Sig	RT (min.)	Adj RT (min.)	Dlt RT (min.)	Q	Response	On-Col Amt ug/L	Flags
* 1 1,4-Difluorobenzene	114	7.819	7.819	0.0	91	148373	25.0	
* 2 Chlorobenzene-d5	82	11.567	11.567	0.0	77	86857	25.0	
* 3 1,4-Dichlorobenzene-d4	152	14.730	14.730	0.0	89	113780	25.0	
$ 4 1,2-Dichloroethane-d4 (Surr)	67	7.381	7.381	0.0	95	33966	25.1	
$ 5 Toluene-d8 (Surr)	98	9.626	9.626	0.0	90	193126	23.8	
$ 6 4-Bromofluorobenzene (Surr)	174	13.185	13.185	0.0	90	79235	27.0	
10 Dichlorodifluoromethane	85	2.691	2.678	0.013	82	98595	38.8	
11 Chloromethane	50	2.897	2.891	0.006	89	70992	32.6	
17 Vinyl chloride	62	3.080	3.074	0.006	83	83375	34.0	
12 Bromomethane	94	3.481	3.482	-0.001	86	67401	32.5	
13 Chloroethane	64	3.579	3.579	0.0	90	42793	32.4	
14 Trichlorofluoromethane	101	3.932	3.926	0.006	81	163686	33.9	
16 1,1,2-Trichloro-1,2,2-trifluoroe	101	4.467	4.461	0.006	77	67927	21.7	
25 1,1-Dichloroethene	96	4.473	4.479	-0.006	89	80735	32.6	
24 Acetone	43	4.546	4.546	0.0	94	137786	123.9	
27 Carbon disulfide	76	4.771	4.771	0.0	98	170958	20.1	
30 Methyl acetate	43	4.875	4.875	0.0	96	72993	22.9	
31 Methylene Chloride	84	5.039	5.039	0.0	78	80853	27.7	
32 Methyl tert-butyl ether	73	5.270	5.270	0.0	86	238555	26.0	
35 trans-1,2-Dichloroethene	96	5.313	5.313	0.0	96	83189	30.8	
40 1,1-Dichloroethane	63	5.793	5.793	0.0	83	146002	30.7	
44 2-Butanone (MEK)	43	6.426	6.426	0.0	98	189551	123.6	
43 cis-1,2-Dichloroethene	96	6.444	6.444	0.0	69	147872	50.1	
49 Chloroform	83	6.791	6.791	0.0	68	157372	29.1	
52 1,1,1-Trichloroethane	97	6.998	6.998	0.0	91	156815	32.7	
54 Cyclohexane	56	7.040	7.046	-0.006	88	82942	22.9	
55 Carbon tetrachloride	117	7.174	7.174	0.0	79	145412	33.6	
57 Benzene	78	7.424	7.424	0.0	95	294469	28.4	
60 1,2-Dichloroethane	62	7.466	7.472	-0.006	79	127196	28.7	
62 Trichloroethene	95	8.154	8.154	0.0	93	146923	55.0	
64 Methylcyclohexane	83	8.348	8.348	0.0	87	101799	24.8	

Report Date: 16-Oct-2013 07:47:48 Chrom Revision: 2.1 30-Sep-2013 13:45:28
Data File: \\Bufchrom\ChromData\HP5973P\20131015-26241.b\P2738.D

Compound	Sig	RT (min.)	Adj RT (min.)	Dlt RT (min.)	Q	Response	On-Col Amt ug/L	Flags
63 1,2-Dichloropropane	63	8.452	8.452	0.0	88	65376	26.8	
70 Dichlorobromomethane	83	8.786	8.786	0.0	91	113675	29.4	
73 cis-1,3-Dichloropropene	75	9.310	9.310	0.0	83	120946	27.9	
75 4-Methyl-2-pentanone (MIBK)	43	9.449	9.450	-0.001	95	386161	116.9	
76 Toluene	92	9.711	9.711	0.0	98	197363	27.2	
78 trans-1,3-Dichloropropene	75	10.009	10.009	0.0	93	126247	27.0	
79 1,1,2-Trichloroethane	83	10.277	10.271	0.006	85	60442	25.7	
80 Tetrachloroethene	166	10.423	10.423	0.0	92	412152	120.1	E
83 2-Hexanone	43	10.520	10.520	0.0	95	297645	122.3	
81 Chlorodibromomethane	129	10.824	10.824	0.0	85	105077	28.7	
85 Ethylene Dibromide	107	10.995	10.995	0.0	98	92400	27.1	
87 Chlorobenzene	112	11.603	11.603	0.0	95	246670	27.8	
89 Ethylbenzene	91	11.694	11.694	0.0	98	398965	29.0	
90 m-Xylene & p-Xylene	106	11.846	11.853	-0.007	100	321246	58.7	
93 o-Xylene	106	12.424	12.424	0.0	95	156973	30.0	
94 Styrene	104	12.449	12.449	0.0	94	261436	29.8	
92 Bromoform	173	12.802	12.802	0.0	95	71380	24.6	
95 Isopropylbenzene	105	12.911	12.911	0.0	95	424203	27.9	
97 1,1,2,2-Tetrachloroethane	83	13.398	13.398	0.0	90	117257	23.0	
110 1,3-Dichlorobenzene	146	14.645	14.645	0.0	96	241024	26.0	
111 1,4-Dichlorobenzene	146	14.760	14.760	0.0	96	245454	25.8	
116 1,2-Dichlorobenzene	146	15.253	15.253	0.0	97	235865	26.0	
117 1,2-Dibromo-3-Chloropropane	75	16.245	16.245	0.0	75	27870	23.7	
119 1,2,4-Trichlorobenzene	180	17.188	17.188	0.0	93	167313	28.6	
S 126 Xylenes, Total	1				0		88.7	

QC Flag Legend

Processing Flags
E - Exceeded Maximum Amount

Report Date: 16-Oct-2013 07:47:48 Chrom Revision: 2.1 30-Sep-2013 13:45:28

TestAmerica Buffalo

Data File:	\\Bufchrom\ChromData\HP5973P\20131015-26241.b\P2738.D				
Injection Date:	15-Oct-2013 23:40:30	Instrument ID:	HP5973P	Operator ID:	CDC
Lims ID:	480-47308-A-1 MS	Lab Sample ID:		Worklist Smp#:	7
Client ID:	MW-1				
Purge Vol:	5.000 mL	Dil. Factor:	1.0000	ALS Bottle#:	2
Method:	P-8260H2O	Limit Group:	MV - 8260C ICAL		

Column: ZB-624 (0.25 mm)

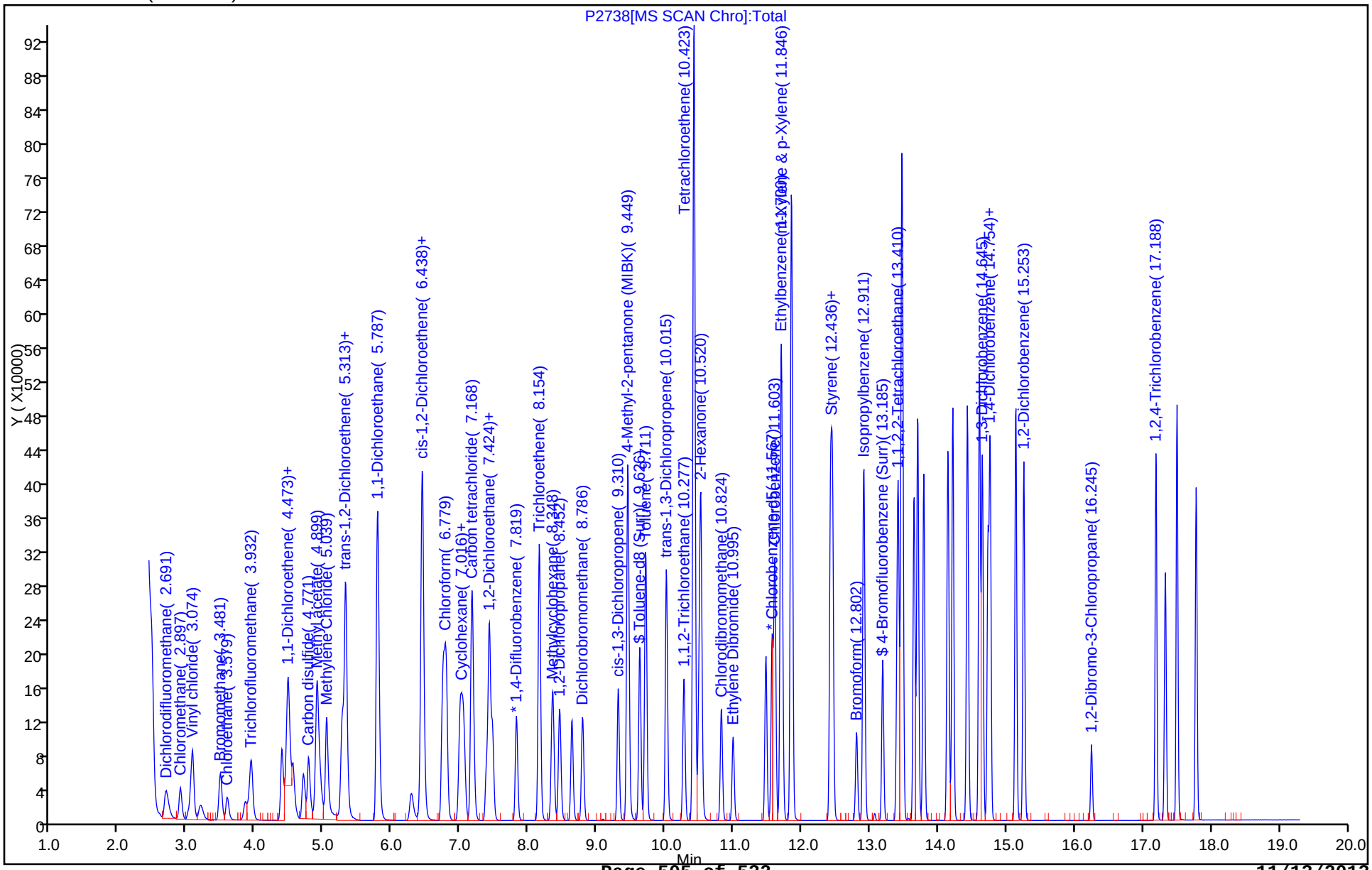

FORM I
GC/MS VOA ORGANICS ANALYSIS DATA SHEET

Lab Name: TestAmerica Buffalo | Job No.: 480-47308-1

SDG No.:

Client Sample ID: MW-1 MSD | Lab Sample ID: 480-47308-1 MSD

Matrix: Water | Lab File ID: P2739.D

Analysis Method: 8260C | Date Collected: 10/03/2013 15:15

Sample wt/vol: 5(mL) | Date Analyzed: 10/16/2013 00:05

Soil Aliquot Vol: | Dilution Factor: 1

Soil Extract Vol.: | GC Column: ZB-624 (60) ID: 0.25(mm)

% Moisture: | Level: (low/med) Low

Analysis Batch No.: 145143 | Units: ug/L

CAS NO.	COMPOUND NAME	RESULT	Q	RL	MDL
71-55-6	1,1,1-Trichloroethane	31.6		1.0	0.82
79-34-5	1,1,2,2-Tetrachloroethane	23.4		1.0	0.21
76-13-1	1,1,2-Trichloro-1,2,2-trifluoroethane	20.8		1.0	0.31
79-00-5	1,1,2-Trichloroethane	26.1		1.0	0.23
75-34-3	1,1-Dichloroethane	30.0		1.0	0.38
75-35-4	1,1-Dichloroethene	31.8		1.0	0.29
120-82-1	1,2,4-Trichlorobenzene	28.8		1.0	0.41
96-12-8	1,2-Dibromo-3-Chloropropane	23.4		1.0	0.39
106-93-4	1,2-Dibromoethane	27.2		1.0	0.73
95-50-1	1,2-Dichlorobenzene	26.3		1.0	0.79
107-06-2	1,2-Dichloroethane	27.4		1.0	0.21
78-87-5	1,2-Dichloropropane	26.6		1.0	0.72
541-73-1	1,3-Dichlorobenzene	26.3		1.0	0.78
106-46-7	1,4-Dichlorobenzene	26.0		1.0	0.84
78-93-3	2-Butanone (MEK)	121		10	1.3
591-78-6	2-Hexanone	121		5.0	1.2
108-10-1	4-Methyl-2-pentanone (MIBK)	117		5.0	2.1
67-64-1	Acetone	114		10	3.0
71-43-2	Benzene	28.1		1.0	0.41
75-27-4	Bromodichloromethane	28.6		1.0	0.39
75-25-2	Bromoform	24.0		1.0	0.26
74-83-9	Bromomethane	31.3		1.0	0.69
75-15-0	Carbon disulfide	19.5		1.0	0.19
56-23-5	Carbon tetrachloride	32.4		1.0	0.27
108-90-7	Chlorobenzene	27.9		1.0	0.75
75-00-3	Chloroethane	30.9		1.0	0.32
67-66-3	Chloroform	28.4		1.0	0.34
74-87-3	Chloromethane	32.4		1.0	0.35
156-59-2	cis-1,2-Dichloroethene	49.2		1.0	0.81
10061-01-5	cis-1,3-Dichloropropene	27.3		1.0	0.36
110-82-7	Cyclohexane	22.8		1.0	0.18
124-48-1	Dibromochloromethane	28.4		1.0	0.32
75-71-8	Dichlorodifluoromethane	37.4		1.0	0.68
100-41-4	Ethylbenzene	29.1		1.0	0.74
98-82-8	Isopropylbenzene	28.6		1.0	0.79

FORM I
GC/MS VOA ORGANICS ANALYSIS DATA SHEET

Lab Name: TestAmerica Buffalo | Job No.: 480-47308-1

SDG No.:

Client Sample ID: MW-1 MSD | Lab Sample ID: 480-47308-1 MSD

Matrix: Water | Lab File ID: P2739.D

Analysis Method: 8260C | Date Collected: 10/03/2013 15:15

Sample wt/vol: 5(mL) | Date Analyzed: 10/16/2013 00:05

Soil Aliquot Vol: | Dilution Factor: 1

Soil Extract Vol.: | GC Column: ZB-624 (60) ID: 0.25(mm)

% Moisture: | Level: (low/med) Low

Analysis Batch No.: 145143 | Units: ug/L

CAS NO.	COMPOUND NAME	RESULT	Q	RL	MDL
79-20-9	Methyl acetate	21.7		1.0	0.50
1634-04-4	Methyl tert-butyl ether	25.5		1.0	0.16
108-87-2	Methylcyclohexane	24.8		1.0	0.16
75-09-2	Methylene Chloride	27.3		1.0	0.44
179601-23-1	m-Xylene & p-Xylene	58.6		1.0	0.66
95-47-6	o-Xylene	30.3		1.0	0.76
100-42-5	Styrene	29.5		1.0	0.73
127-18-4	Tetrachloroethene	114		1.0	0.36
108-88-3	Toluene	27.6		1.0	0.51
156-60-5	trans-1,2-Dichloroethene	30.6		1.0	0.90
10061-02-6	trans-1,3-Dichloropropene	26.4		1.0	0.37
79-01-6	Trichloroethene	52.8		1.0	0.46
75-69-4	Trichlorofluoromethane	31.6		1.0	0.88
75-01-4	Vinyl chloride	33.0		1.0	0.90
1330-20-7	Xylenes, Total	88.9		1.0	0.66

CAS NO.	SURROGATE	%REC	Q	LIMITS
17060-07-0	1,2-Dichloroethane-d4 (Surr)	96		66-137
460-00-4	4-Bromofluorobenzene (Surr)	108		73-120
2037-26-5	Toluene-d8 (Surr)	95		71-126

TestAmerica Buffalo
Target Compound Quantitation Report

Data File: \\Bufchrom\ChromData\HP5973P\20131015-26241.b\P2739.D
Lims ID: 480-47308-A-1 MSD Lab Sample ID:
Client ID: MW-1
Sample Type: MSD
Inject. Date: 16-Oct-2013 00:05:30 ALS Bottle#: 3 Worklist Smp#: 8
Purge Vol: 5.000 mL Dil. Factor: 1.0000
Sample Info: 480-47308-A-1 MSD
Misc. Info.: 480-0026241-008 =480-0026241-008
Operator ID: CDC Instrument ID: HP5973P

Method: \\Bufchrom\ChromData\HP5973P\20131015-26241.b\P-8260H2O.m
Limit Group: MV - 8260C ICAL
Last Update: 16-Oct-2013 05:25:33 Calib Date: 30-Sep-2013 22:31:30
Integrator: RTE ID Type: Deconvolution ID
Quant Method: Internal Standard Quant By: Initial Calibration
Last ICal File: \\Bufchrom\ChromData\HP5973P\20130930-25739.b\P2168.D

Column 1 : ZB-624 (0.25 mm) Detector MS SCAN
Process Host: XAWRK010

First Level Reviewer: quirkp Date: 16-Oct-2013 07:48:11

Compound	Sig	RT (min.)	Adj RT (min.)	Dlt RT (min.)	Q	Response	On-Col Amt ug/L	Flags
* 1 1,4-Difluorobenzene	114	7.819	7.819	0.0	91	163252	25.0	
* 2 Chlorobenzene-d5	82	11.567	11.567	0.0	70	93583	25.0	
* 3 1,4-Dichlorobenzene-d4	152	14.730	14.730	0.0	89	119094	25.0	
$ 4 1,2-Dichloroethane-d4 (Surr)	67	7.381	7.381	0.0	96	35713	24.0	
$ 5 Toluene-d8 (Surr)	98	9.626	9.626	0.0	89	207895	23.8	
$ 6 4-Bromofluorobenzene (Surr)	174	13.185	13.185	0.0	91	85473	27.0	
10 Dichlorodifluoromethane	85	2.679	2.678	0.0	83	104472	37.4	
11 Chloromethane	50	2.885	2.891	-0.006	88	77503	32.4	
17 Vinyl chloride	62	3.068	3.074	-0.006	83	89013	33.0	
12 Bromomethane	94	3.475	3.482	-0.007	87	71353	31.3	
13 Chloroethane	64	3.573	3.579	-0.006	91	44918	30.9	
14 Trichlorofluoromethane	101	3.926	3.926	0.0	81	167818	31.6	
16 1,1,2-Trichloro-1,2,2-trifluoroe	101	4.449	4.461	-0.012	76	71530	20.8	
25 1,1-Dichloroethene	96	4.473	4.479	-0.006	90	86565	31.8	
24 Acetone	43	4.546	4.546	0.0	94	139430	114.0	
27 Carbon disulfide	76	4.765	4.771	-0.006	98	182401	19.5	
30 Methyl acetate	43	4.875	4.875	0.0	94	76264	21.7	
31 Methylene Chloride	84	5.033	5.039	-0.006	77	87618	27.3	
32 Methyl tert-butyl ether	73	5.264	5.270	-0.006	86	257026	25.5	
35 trans-1,2-Dichloroethene	96	5.307	5.313	-0.006	96	91043	30.6	
40 1,1-Dichloroethane	63	5.787	5.793	-0.006	84	156959	30.0	
44 2-Butanone (MEK)	43	6.426	6.426	0.0	99	203397	120.6	
43 cis-1,2-Dichloroethene	96	6.438	6.444	-0.006	69	159806	49.2	
49 Chloroform	83	6.791	6.791	0.0	68	169067	28.4	
52 1,1,1-Trichloroethane	97	6.998	6.998	0.0	90	166804	31.6	
54 Cyclohexane	56	7.040	7.046	-0.006	88	90833	22.8	
55 Carbon tetrachloride	117	7.174	7.174	0.0	79	154697	32.4	
57 Benzene	78	7.418	7.424	-0.006	95	320837	28.1	
60 1,2-Dichloroethane	62	7.466	7.472	-0.006	79	133936	27.4	
62 Trichloroethene	95	8.154	8.154	0.0	92	154960	52.8	
64 Methylcyclohexane	83	8.348	8.348	0.0	86	111994	24.8	

Report Date: 16-Oct-2013 07:48:11 Chrom Revision: 2.1 30-Sep-2013 13:45:28
Data File: \\Bufchrom\ChromData\HP5973P\20131015-26241.b\P2739.D

Compound	Sig	RT (min.)	Adj RT (min.)	Dlt RT (min.)	Q	Response	On-Col Amt ug/L	Flags
63 1,2-Dichloropropane	63	8.452	8.452	0.0	87	71269	26.6	
70 Dichlorobromomethane	83	8.786	8.786	0.0	92	121421	28.6	
73 cis-1,3-Dichloropropene	75	9.310	9.310	0.0	85	130121	27.3	
75 4-Methyl-2-pentanone (MIBK)	43	9.450	9.450	0.0	95	416728	117.1	
76 Toluene	92	9.711	9.711	0.0	98	215614	27.6	
78 trans-1,3-Dichloropropene	75	10.009	10.009	0.0	93	133038	26.4	
79 1,1,2-Trichloroethane	83	10.271	10.271	0.0	85	66107	26.1	
80 Tetrachloroethene	166	10.423	10.423	0.0	92	423182	114.4	E
83 2-Hexanone	43	10.520	10.520	0.0	94	318137	121.3	
81 Chlorodibromomethane	129	10.824	10.824	0.0	84	111871	28.4	
85 Ethylene Dibromide	107	10.995	10.995	0.0	97	99769	27.2	
87 Chlorobenzene	112	11.603	11.603	0.0	95	266093	27.9	
89 Ethylbenzene	91	11.694	11.694	0.0	98	431327	29.1	
90 m-Xylene & p-Xylene	106	11.853	11.853	0.0	100	345736	58.6	
93 o-Xylene	106	12.418	12.424	-0.006	96	170531	30.3	
94 Styrene	104	12.449	12.449	0.0	94	279100	29.5	
92 Bromoform	173	12.802	12.802	0.0	97	74824	24.0	
95 Isopropylbenzene	105	12.911	12.911	0.0	95	455780	28.6	
97 1,1,2,2-Tetrachloroethane	83	13.398	13.398	0.0	89	125263	23.4	
110 1,3-Dichlorobenzene	146	14.645	14.645	0.0	96	255485	26.3	
111 1,4-Dichlorobenzene	146	14.760	14.760	0.0	95	259279	26.0	
116 1,2-Dichlorobenzene	146	15.253	15.253	0.0	98	249234	26.3	
117 1,2-Dibromo-3-Chloropropane	75	16.245	16.245	0.0	78	28767	23.4	
119 1,2,4-Trichlorobenzene	180	17.188	17.188	0.0	90	176944	28.8	
S 126 Xylenes, Total	1				0		88.9	

QC Flag Legend

Processing Flags
E - Exceeded Maximum Amount

Report Date: 16-Oct-2013 07:48:11 Chrom Revision: 2.1 30-Sep-2013 13:45:28

TestAmerica Buffalo

Data File:	\\Bufchrom\ChromData\HP5973P\20131015-26241.b\P2739.D				
Injection Date:	16-Oct-2013 00:05:30	Instrument ID:	HP5973P	Operator ID:	CDC
Lims ID:	480-47308-A-1 MSD	Lab Sample ID:		Worklist Smp#:	8
Client ID:	MW-1				
Purge Vol:	5.000 mL	Dil. Factor:	1.0000	ALS Bottle#:	3
Method:	P-8260H2O	Limit Group:	MV - 8260C ICAL		
Column: ZB-624 (0.25 mm)					

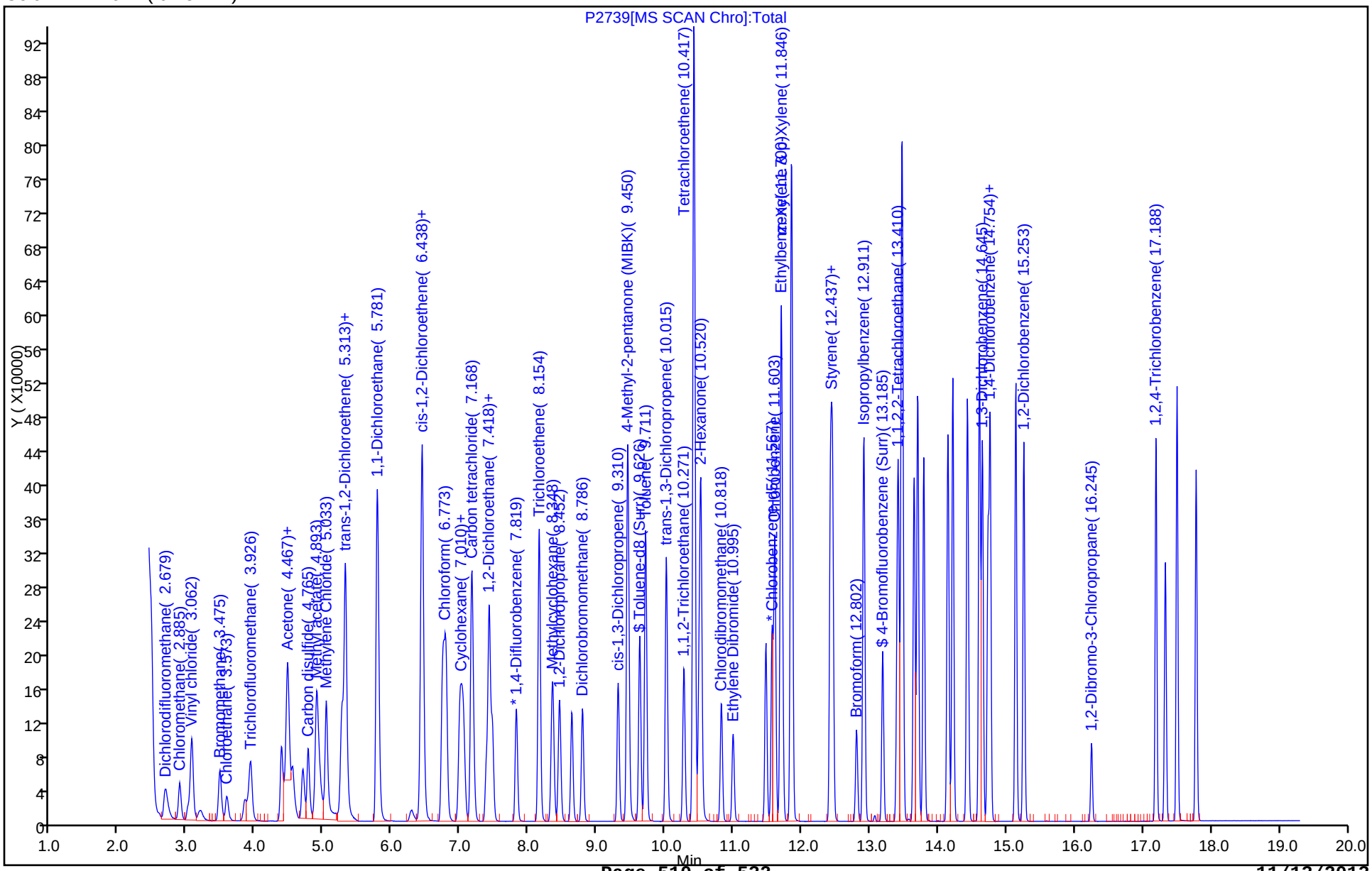

GC/MS VOA ANALYSIS RUN LOG

Lab Name: TestAmerica Buffalo Job No.: 480-47308-1

SDG No.:

Instrument ID: HP5973C Start Date: 09/27/2013 10:38

Analysis Batch Number: 141514 End Date: 09/27/2013 22:44

LAB SAMPLE ID	CLIENT SAMPLE ID	DATE ANALYZED	DILUTION FACTOR	LAB FILE ID	COLUMN ID
BFB 480-141514/3		09/27/2013 10:38	1	C32564.D	ZB-624 (30) 0.53(mm)
IC 480-141514/5		09/27/2013 11:33	1	C32566.D	ZB-624 (30) 0.53(mm)
IC 480-141514/7		09/27/2013 12:24	1	C32568.D	ZB-624 (30) 0.53(mm)
IC 480-141514/8		09/27/2013 12:49	1	C32569.D	ZB-624 (30) 0.53(mm)
IC 480-141514/9		09/27/2013 13:15	1	C32570.D	ZB-624 (30) 0.53(mm)
ICIS 480-141514/10		09/27/2013 13:40	1	C32571.D	ZB-624 (30) 0.53(mm)
IC 480-141514/11		09/27/2013 14:05	1	C32572.D	ZB-624 (30) 0.53(mm)
IC 480-141514/12		09/27/2013 14:30	1	C32573.D	ZB-624 (30) 0.53(mm)
ICV 480-141514/14		09/27/2013 15:35	1		ZB-624 (30) 0.53(mm)
MDLV 480-141514/16		09/27/2013 16:25	1		ZB-624 (30) 0.53(mm)
ZZZZZ		09/27/2013 17:17	1		ZB-624 (30) 0.53(mm)
ZZZZZ		09/27/2013 17:42	1		ZB-624 (30) 0.53(mm)
ZZZZZ		09/27/2013 18:07	1		ZB-624 (30) 0.53(mm)
ZZZZZ		09/27/2013 18:33	1		ZB-624 (30) 0.53(mm)
ZZZZZ		09/27/2013 18:58	1		ZB-624 (30) 0.53(mm)
ZZZZZ		09/27/2013 19:23	1		ZB-624 (30) 0.53(mm)
ZZZZZ		09/27/2013 19:48	1		ZB-624 (30) 0.53(mm)
ZZZZZ		09/27/2013 20:13	1		ZB-624 (30) 0.53(mm)
ZZZZZ		09/27/2013 20:38	1		ZB-624 (30) 0.53(mm)
ZZZZZ		09/27/2013 21:04	1		ZB-624 (30) 0.53(mm)
ZZZZZ		09/27/2013 21:29	1		ZB-624 (30) 0.53(mm)
ZZZZZ		09/27/2013 21:54	1		ZB-624 (30) 0.53(mm)
ZZZZZ		09/27/2013 22:19	1		ZB-624 (30) 0.53(mm)
ZZZZZ		09/27/2013 22:44	1		ZB-624 (30) 0.53(mm)

GC/MS VOA ANALYSIS RUN LOG

Lab Name: TestAmerica Buffalo Job No.: 480-47308-1

SDG No.:

Instrument ID: HP5973C Start Date: 10/17/2013 09:42

Analysis Batch Number: 145571 End Date: 10/17/2013 17:22

LAB SAMPLE ID	CLIENT SAMPLE ID	DATE ANALYZED	DILUTION FACTOR	LAB FILE ID	COLUMN ID
BFB 480-145571/1		10/17/2013 09:42	1	C33197.D	ZB-624 (30) 0.53(mm)
CCVIS 480-145571/2		10/17/2013 10:11	1	C33198.D	ZB-624 (30) 0.53(mm)
CCV 480-145571/3		10/17/2013 10:48	1		ZB-624 (30) 0.53(mm)
LCS 480-145571/4		10/17/2013 11:14	1	C33200.D	ZB-624 (30) 0.53(mm)
ZZZZZ		10/17/2013 11:14	1		ZB-624 (30) 0.53(mm)
LCSD 480-145571/7		10/17/2013 11:38	1	C33201.D	ZB-624 (30) 0.53(mm)
MB 480-145571/6		10/17/2013 12:29	1	C33203.D	ZB-624 (30) 0.53(mm)
ZZZZZ		10/17/2013 12:29	1		ZB-624 (30) 0.53(mm)
ZZZZZ		10/17/2013 13:09	10		ZB-624 (30) 0.53(mm)
ZZZZZ		10/17/2013 16:06	1		ZB-624 (30) 0.53(mm)
ZZZZZ		10/17/2013 16:31	1		ZB-624 (30) 0.53(mm)
480-47616-1	PZ-26	10/17/2013 16:57	1	C33213.D	ZB-624 (30) 0.53(mm)
480-47616-2	TRIP BLANK	10/17/2013 17:22	1	C33214.D	ZB-624 (30) 0.53(mm)

GC/MS VOA ANALYSIS RUN LOG

Lab Name: TestAmerica Buffalo Job No.: 480-47308-1

SDG No.:

Instrument ID: HP5973P Start Date: 09/30/2013 12:49

Analysis Batch Number: 143652 End Date: 09/30/2013 22:31

LAB SAMPLE ID	CLIENT SAMPLE ID	DATE ANALYZED	DILUTION FACTOR	LAB FILE ID	COLUMN ID
BFB 480-143652/2		09/30/2013 12:49	1	P2147.D	ZB-624 (60) 0.25(mm)
IC 480-143652/5		09/30/2013 14:14	1	P2150.D	ZB-624 (60) 0.25(mm)
IC 480-143652/6		09/30/2013 14:39	1	P2151.D	ZB-624 (60) 0.25(mm)
ICIS 480-143652/7		09/30/2013 15:03	1	P2152.D	ZB-624 (60) 0.25(mm)
IC 480-143652/8		09/30/2013 15:28	1	P2153.D	ZB-624 (60) 0.25(mm)
IC 480-143652/9		09/30/2013 15:53	1	P2154.D	ZB-624 (60) 0.25(mm)
IC 480-143652/15		09/30/2013 18:21	1		ZB-624 (60) 0.25(mm)
IC 480-143652/16		09/30/2013 18:46	1		ZB-624 (60) 0.25(mm)
IC 480-143652/17		09/30/2013 19:10	1		ZB-624 (60) 0.25(mm)
IC 480-143652/18		09/30/2013 19:35	1		ZB-624 (60) 0.25(mm)
IC 480-143652/19		09/30/2013 20:00	1		ZB-624 (60) 0.25(mm)
IC 480-143652/21		09/30/2013 21:42	1	P2166.D	ZB-624 (60) 0.25(mm)
IC 480-143652/23		09/30/2013 22:31	1		ZB-624 (60) 0.25(mm)

GC/MS VOA ANALYSIS RUN LOG

Lab Name: TestAmerica Buffalo Job No.: 480-47308-1

SDG No.:

Instrument ID: HP5973P Start Date: 10/15/2013 20:37

Analysis Batch Number: 145143 End Date: 10/16/2013 07:28

LAB SAMPLE ID	CLIENT SAMPLE ID	DATE ANALYZED	DILUTION FACTOR	LAB FILE ID	COLUMN ID
BFB 480-145143/1		10/15/2013 20:37	1	P2732.D	ZB-624 (60) 0.25(mm)
CCVIS 480-145143/2		10/15/2013 21:05	1	P2733.D	ZB-624 (60) 0.25(mm)
CCV 480-145143/3		10/15/2013 21:43	1		ZB-624 (60) 0.25(mm)
LCS 480-145143/4		10/15/2013 22:08	1	P2735.D	ZB-624 (60) 0.25(mm)
MB 480-145143/5		10/15/2013 22:32	1	P2736.D	ZB-624 (60) 0.25(mm)
480-47308-1	MW-1	10/15/2013 23:16	1	P2737.D	ZB-624 (60) 0.25(mm)
480-47308-1 MS	MW-1 MS	10/15/2013 23:40	1	P2738.D	ZB-624 (60) 0.25(mm)
480-47308-1 MSD	MW-1 MSD	10/16/2013 00:05	1	P2739.D	ZB-624 (60) 0.25(mm)
480-47308-2	MW-2	10/16/2013 00:29	1	P2740.D	ZB-624 (60) 0.25(mm)
480-47308-3	MW-3	10/16/2013 00:54	1	P2741.D	ZB-624 (60) 0.25(mm)
480-47308-4	MW-4	10/16/2013 01:18	1	P2742.D	ZB-624 (60) 0.25(mm)
480-47308-5	MW-5	10/16/2013 01:43	1	P2743.D	ZB-624 (60) 0.25(mm)
480-47308-6	MW-10	10/16/2013 02:08	1	P2744.D	ZB-624 (60) 0.25(mm)
480-47308-7	MW-14BR	10/16/2013 02:32	1	P2745.D	ZB-624 (60) 0.25(mm)
480-47308-8	MW-18	10/16/2013 02:57	20	P2746.D	ZB-624 (60) 0.25(mm)
480-47308-9	MW-19	10/16/2013 03:21	1	P2747.D	ZB-624 (60) 0.25(mm)
480-47308-11	MW-21	10/16/2013 04:11	1	P2749.D	ZB-624 (60) 0.25(mm)
480-47308-12	PZ-5	10/16/2013 04:35	2	P2750.D	ZB-624 (60) 0.25(mm)
480-47308-13	PZ-6	10/16/2013 05:00	1	P2751.D	ZB-624 (60) 0.25(mm)
480-47308-14	PZ-7	10/16/2013 05:25	1	P2752.D	ZB-624 (60) 0.25(mm)
480-47308-15	PZ-11R	10/16/2013 05:49	1	P2753.D	ZB-624 (60) 0.25(mm)
480-47308-16	PZ-13R	10/16/2013 06:14	1	P2754.D	ZB-624 (60) 0.25(mm)
480-47308-17	PZ-18	10/16/2013 06:38	1	P2755.D	ZB-624 (60) 0.25(mm)
480-47308-19	A1-PZ-2	10/16/2013 07:03	1	P2756.D	ZB-624 (60) 0.25(mm)
480-47308-20	A2-PZ-1	10/16/2013 07:28	250	P2757.D	ZB-624 (60) 0.25(mm)

GC/MS VOA ANALYSIS RUN LOG

Lab Name: TestAmerica Buffalo Job No.: 480-47308-1

SDG No.:

Instrument ID: HP5973P Start Date: 10/16/2013 08:05

Analysis Batch Number: 145222 End Date: 10/16/2013 18:28

LAB SAMPLE ID	CLIENT SAMPLE ID	DATE ANALYZED	DILUTION FACTOR	LAB FILE ID	COLUMN ID
BFB 480-145222/1		10/16/2013 08:05	1	P2758.D	ZB-624 (60) 0.25(mm)
CCVIS 480-145222/6		10/16/2013 09:19	1	P2760.D	ZB-624 (60) 0.25(mm)
CCV 480-145222/3		10/16/2013 10:04	1		ZB-624 (60) 0.25(mm)
LCS 480-145222/4		10/16/2013 10:29	1	P2762.D	ZB-624 (60) 0.25(mm)
MB 480-145222/5		10/16/2013 10:54	1	P2763.D	ZB-624 (60) 0.25(mm)
480-47308-10	MW-20	10/16/2013 11:32	1	P2764.D	ZB-624 (60) 0.25(mm)
480-47308-13 DL	PZ-6 DL	10/16/2013 11:57	4	P2765.D	ZB-624 (60) 0.25(mm)
480-47308-22	TRIP BLANK	10/16/2013 12:46	1	P2767.D	ZB-624 (60) 0.25(mm)
ZZZZZ		10/16/2013 13:59	4		ZB-624 (60) 0.25(mm)
ZZZZZ		10/16/2013 14:23	10		ZB-624 (60) 0.25(mm)
ZZZZZ		10/16/2013 14:48	1		ZB-624 (60) 0.25(mm)
ZZZZZ		10/16/2013 15:12	4		ZB-624 (60) 0.25(mm)
ZZZZZ		10/16/2013 15:37	4		ZB-624 (60) 0.25(mm)
ZZZZZ		10/16/2013 16:01	4		ZB-624 (60) 0.25(mm)
ZZZZZ		10/16/2013 16:26	10		ZB-624 (60) 0.25(mm)
ZZZZZ		10/16/2013 16:50	10		ZB-624 (60) 0.25(mm)
ZZZZZ		10/16/2013 17:15	10		ZB-624 (60) 0.25(mm)
ZZZZZ		10/16/2013 18:04	10		ZB-624 (60) 0.25(mm)
ZZZZZ		10/16/2013 18:28	1		ZB-624 (60) 0.25(mm)

GC/MS VOA ANALYSIS RUN LOG

Lab Name: TestAmerica Buffalo Job No.: 480-47308-1

SDG No.:

Instrument ID: HP5973P Start Date: 10/16/2013 20:03

Analysis Batch Number: 145436 End Date: 10/17/2013 05:04

LAB SAMPLE ID	CLIENT SAMPLE ID	DATE ANALYZED	DILUTION FACTOR	LAB FILE ID	COLUMN ID
BFB 480-145436/1		10/16/2013 20:03	1	P2782.D	ZB-624 (60) 0.25(mm)
CCVIS 480-145436/2		10/16/2013 20:31	1	P2783.D	ZB-624 (60) 0.25(mm)
CCV 480-145436/3		10/16/2013 21:12	1		ZB-624 (60) 0.25(mm)
LCS 480-145436/4		10/16/2013 21:37	1	P2785.D	ZB-624 (60) 0.25(mm)
MB 480-145436/5		10/16/2013 22:01	1	P2786.D	ZB-624 (60) 0.25(mm)
ZZZZZ		10/16/2013 22:54	1		ZB-624 (60) 0.25(mm)
480-47308-21	A2-PZ-2	10/16/2013 23:19	10	P2788.D	ZB-624 (60) 0.25(mm)
480-47308-23	DUP-100313	10/16/2013 23:43	1	P2789.D	ZB-624 (60) 0.25(mm)
480-47308-24	DUP-2-100313	10/17/2013 00:08	1	P2790.D	ZB-624 (60) 0.25(mm)
ZZZZZ		10/17/2013 00:33	1		ZB-624 (60) 0.25(mm)
ZZZZZ		10/17/2013 00:57	1		ZB-624 (60) 0.25(mm)
ZZZZZ		10/17/2013 01:22	5		ZB-624 (60) 0.25(mm)
ZZZZZ		10/17/2013 01:47	1		ZB-624 (60) 0.25(mm)
ZZZZZ		10/17/2013 02:11	5		ZB-624 (60) 0.25(mm)
ZZZZZ		10/17/2013 02:36	1		ZB-624 (60) 0.25(mm)
ZZZZZ		10/17/2013 03:01	1		ZB-624 (60) 0.25(mm)
ZZZZZ		10/17/2013 03:25	5		ZB-624 (60) 0.25(mm)
ZZZZZ		10/17/2013 03:50	1		ZB-624 (60) 0.25(mm)
ZZZZZ		10/17/2013 04:15	1		ZB-624 (60) 0.25(mm)
ZZZZZ		10/17/2013 04:40	40		ZB-624 (60) 0.25(mm)
ZZZZZ		10/17/2013 05:04	40		ZB-624 (60) 0.25(mm)

GC/MS VOA Worksheet

Batch Number: 480-145143
Method: 8260C
Analyst: Quirk, Patrick J

Date Open: Oct 15 2013 8:37PM
Batch End:

Lab ID	Client ID	Method Chain	Basis	Initial pH	Initial weight/volume of sample	Final weight/volume of sample	Instrument	60COMP_WRK_00056	8260+_SS_WRK_00051
BFB~480-145143/1		8260C			1 uL	1 uL	HP5973P		
CCVIS~480-145143/2		8260C			5 mL	5 mL	HP5973P	12.5 uL	12.5 uL
CCV~480-145143/3		8260C			5 mL	5 mL	HP5973P		
LCS~480-145143/4		8260C			5 mL	5 mL	HP5973P	12.5 uL	12.5 uL
MB~480-145143/5		8260C			5 mL	5 mL	HP5973P		
480-47308-A-1	MW-1	8260C	T	<2 SU	5 mL	5 mL	HP5973P		
480-47308-A-1~MS	MW-1	8260C	T	<2 SU	5 mL	5 mL	HP5973P	12.5 uL	12.5 uL
480-47308-A-1~MSD	MW-1	8260C	T	<2 SU	5 mL	5 mL	HP5973P	12.5 uL	12.5 uL
480-47308-A-2	MW-2	8260C	T	<2 SU	5 mL	5 mL	HP5973P		
480-47308-A-3	MW-3	8260C	T	<2 SU	5 mL	5 mL	HP5973P		
480-47308-A-4	MW-4	8260C	T	<2 SU	5 mL	5 mL	HP5973P		
480-47308-A-5	MW-5	8260C	T	7 SU	5 mL	5 mL	HP5973P		
480-47308-A-6	MW-10	8260C	T	<2 SU	5 mL	5 mL	HP5973P		
480-47308-A-7	MW-14BR	8260C	T	<2 SU	5 mL	5 mL	HP5973P		
480-47308-A-8	MW-18	8260C	T	<2 SU	5 mL	5 mL	HP5973P		
480-47308-A-9	MW-19	8260C	T	<2 SU	5 mL	5 mL	HP5973P		
480-47308-A-11	MW-21	8260C	T	<2 SU	5 mL	5 mL	HP5973P		
480-47308-A-12	PZ-5	8260C	T	<2 SU	5 mL	5 mL	HP5973P		
480-47308-A-13	PZ-6	8260C	T	<2 SU	5 mL	5 mL	HP5973P		
480-47308-A-14	PZ-7	8260C	T	<2 SU	5 mL	5 mL	HP5973P		
480-47308-A-15	PZ-11R	8260C	T	<2 SU	5 mL	5 mL	HP5973P		
480-47308-A-16	PZ-13R	8260C	T	<2 SU	5 mL	5 mL	HP5973P		
480-47308-A-17	PZ-18	8260C	T	<2 SU	5 mL	5 mL	HP5973P		
480-47308-A-19	A1-PZ-2	8260C	T	<2 SU	5 mL	5 mL	HP5973P		
480-47308-A-20	A2-PZ-1	8260C	T	<2 SU	5 mL	5 mL	HP5973P		

GC/MS VOA Worksheet

Batch Number: 480-145143
Method: 8260C
Analyst: Quirk, Patrick J

Date Open: Oct 15 2013 8:37PM
Batch End:

Lab ID	Client ID	Method Chain	Basis	Add+ WRK_00030	BFB_WRK_00030	Full Add WRK_00031	P 8260 IS_00063	P 8260 Surr._00105
BFB~480-145143/1		8260C			1 uL		1.25 uL	1.25 uL
CCVIS~480-145143/2		8260C					1.25 uL	1.25 uL
CCV~480-145143/3		8260C		12.5 uL		12.5 uL	1.25 uL	1.25 uL
LCS~480-145143/4		8260C					1.25 uL	1.25 uL
MB~480-145143/5		8260C					1.25 uL	1.25 uL
480-47308-A-1	MW-1	8260C	T				1.25 uL	1.25 uL
480-47308-A-1~MS	MW-1	8260C	T				1.25 uL	1.25 uL
480-47308-A-1~MSD	MW-1	8260C	T				1.25 uL	1.25 uL
480-47308-A-2	MW-2	8260C	T				1.25 uL	1.25 uL
480-47308-A-3	MW-3	8260C	T				1.25 uL	1.25 uL
480-47308-A-4	MW-4	8260C	T				1.25 uL	1.25 uL
480-47308-A-5	MW-5	8260C	T				1.25 uL	1.25 uL
480-47308-A-6	MW-10	8260C	T				1.25 uL	1.25 uL
480-47308-A-7	MW-14BR	8260C	T				1.25 uL	1.25 uL
480-47308-A-8	MW-18	8260C	T				1.25 uL	1.25 uL
480-47308-A-9	MW-19	8260C	T				1.25 uL	1.25 uL
480-47308-A-11	MW-21	8260C	T				1.25 uL	1.25 uL
480-47308-A-12	PZ-5	8260C	T				1.25 uL	1.25 uL
480-47308-A-13	PZ-6	8260C	T				1.25 uL	1.25 uL
480-47308-A-14	PZ-7	8260C	T				1.25 uL	1.25 uL
480-47308-A-15	PZ-11R	8260C	T				1.25 uL	1.25 uL
480-47308-A-16	PZ-13R	8260C	T				1.25 uL	1.25 uL
480-47308-A-17	PZ-18	8260C	T				1.25 uL	1.25 uL
480-47308-A-19	A1-PZ-2	8260C	T				1.25 uL	1.25 uL
480-47308-A-20	A2-PZ-1	8260C	T				1.25 uL	1.25 uL

GC/MS VOA Worksheet

Batch Number: 480-145222
Method: 8260C
Analyst: Cwiklinski, Charles D

Date Open: Oct 16 2013 8:05AM
Batch End:

Lab ID	Client ID	Method Chain	Basis	Initial pH	Initial weight/volume of sample	Final weight/volume of sample	Instrument	60COMP_WRK_00056	8260+_SS_WRK_00051
BFB~480-145222/1		8260C			1 uL	1 uL	HP5973P		
CCV~480-145222/3		8260C			5 mL	5 mL	HP5973P		
LCS~480-145222/4		8260C			5 mL	5 mL	HP5973P	12.5 uL	12.5 uL
MB~480-145222/5		8260C			5 mL	5 mL	HP5973P		
CCVIS~480-145222/6		8260C			5 mL	5 mL	HP5973P	12.5 uL	12.5 uL
480-47308-B-10	MW-20	8260C	T	7 SU	5 mL	5 mL	HP5973P		
480-47308-B-13	PZ-6	8260C	T	<2 SU	5 mL	5 mL	HP5973P		
480-47308-A-22	TRIP BLANK	8260C	T	<2 SU	5 mL	5 mL	HP5973P		
480-47870-H-1	MW-105	8260C	T	7 SU	5 mL	5 mL	HP5973P		
480-47870-H-2	MW-106	8260C	T	7 SU	5 mL	5 mL	HP5973P		
480-47870-H-3	MW-103	8260C	T	7 SU	5 mL	5 mL	HP5973P		
480-47870-H-4	MW-104	8260C	T	7 SU	5 mL	5 mL	HP5973P		
480-47870-H-4~MS	MW-104	8260C	T	7 SU	5 mL	5 mL	HP5973P	12.5 uL	12.5 uL
480-47870-H-4~MSD	MW-104	8260C	T	7 SU	5 mL	5 mL	HP5973P	12.5 uL	12.5 uL
480-47870-H-5	MW-107	8260C	T	7 SU	5 mL	5 mL	HP5973P		
480-47870-H-6	MW-108	8260C	T	7 SU	5 mL	5 mL	HP5973P		
480-47870-H-7	MW-109	8260C	T	7 SU	5 mL	5 mL	HP5973P		
480-47870-H-9	MW-102	8260C	T	7 SU	5 mL	5 mL	HP5973P		
480-47870-A-10	TB	8260C	T	7 SU	5 mL	5 mL	HP5973P		

GC/MS VOA Worksheet

Batch Number: 480-145222
Method: 8260C
Analyst: Cwiklinski, Charles D

Date Open: Oct 16 2013 8:05AM
Batch End:

Lab ID	Client ID	Method Chain	Basis	Add+ WRK_00030	BFB_WRK_00030	Full Add WRK_00031	P 8260 IS_00063	P 8260 Surr._00105
BFB~480-145222/1		8260C			1 uL		1.25 uL	1.25 uL
CCV~480-145222/3		8260C		12.5 uL		12.5 uL	1.25 uL	1.25 uL
LCS~480-145222/4		8260C					1.25 uL	1.25 uL
MB~480-145222/5		8260C					1.25 uL	1.25 uL
CCVIS~480-145222/6		8260C					1.25 uL	1.25 uL
480-47308-B-10	MW-20	8260C	T				1.25 uL	1.25 uL
480-47308-B-13	PZ-6	8260C	T				1.25 uL	1.25 uL
480-47308-A-22	TRIP BLANK	8260C	T				1.25 uL	1.25 uL
480-47870-H-1	MW-105	8260C	T				1.25 uL	1.25 uL
480-47870-H-2	MW-106	8260C	T				1.25 uL	1.25 uL
480-47870-H-3	MW-103	8260C	T				1.25 uL	1.25 uL
480-47870-H-4	MW-104	8260C	T				1.25 uL	1.25 uL
480-47870-H-4~MS	MW-104	8260C	T				1.25 uL	1.25 uL
480-47870-H-4~MSD	MW-104	8260C	T				1.25 uL	1.25 uL
480-47870-H-5	MW-107	8260C	T				1.25 uL	1.25 uL
480-47870-H-6	MW-108	8260C	T				1.25 uL	1.25 uL
480-47870-H-7	MW-109	8260C	T				1.25 uL	1.25 uL
480-47870-H-9	MW-102	8260C	T				1.25 uL	1.25 uL
480-47870-A-10	TB	8260C	T				1.25 uL	1.25 uL

GC/MS VOA Worksheet

Batch Number: 480-145436
Method: 8260C
Analyst: Quirk, Patrick J

Date Open: Oct 16 2013 8:03PM
Batch End:

Lab ID	Client ID	Method Chain	Basis	Initial pH	Initial weight/volume of sample	Final weight/volume of sample	Instrument	60COMP_WRK_00056	8260+_SS_WRK_00051
BFB~480-145436/1		8260C			1 uL	1 uL	HP5973P		
CCVIS~480-145436/2		8260C			5 mL	5 mL	HP5973P	12.5 uL	12.5 uL
CCV~480-145436/3		8260C			5 mL	5 mL	HP5973P		
LCS~480-145436/4		8260C			5 mL	5 mL	HP5973P	12.5 uL	12.5 uL
MB~480-145436/5		8260C			5 mL	5 mL	HP5973P		
480-47148-E-9	CAN-MW-24-W-R2	8260C	T	7 SU	5 mL	5 mL	HP5973P		
480-47308-B-21	A2-PZ-2	8260C	T	<2 SU	5 mL	5 mL	HP5973P		
480-47308-B-23	DUP-100313	8260C	T	<2 SU	5 mL	5 mL	HP5973P		
480-47308-B-24	DUP-2-100313	8260C	T	<2 SU	5 mL	5 mL	HP5973P		
480-47321-D-1	FS-5S	8260C	T	<2 SU	5 mL	5 mL	HP5973P		
480-47321-D-2	FS-5S FD	8260C	T	<2 SU	5 mL	5 mL	HP5973P		
480-47321-D-3	RW-1	8260C	T	<2 SU	5 mL	5 mL	HP5973P		
480-47321-D-4	FS-6D	8260C	T	<2 SU	5 mL	5 mL	HP5973P		
480-47321-D-5	FS-6S	8260C	T	<2 SU	5 mL	5 mL	HP5973P		
480-47321-D-6	FS-5D	8260C	T	<2 SU	5 mL	5 mL	HP5973P		
480-47321-D-7	FS-7S	8260C	T	<2 SU	5 mL	5 mL	HP5973P		
480-47728-J-1	INF-101013-FD	8260C	T	7 SU	5 mL	5 mL	HP5973P		
480-47728-B-2	MID-101013-FD	8260C	T	7 SU	5 mL	5 mL	HP5973P		
480-47728-J-3	EFF-101013-FD	8260C	T	7 SU	5 mL	5 mL	HP5973P		
480-47870-I-1	MW-105	8260C	T	7 SU	5 mL	5 mL	HP5973P		
480-47870-I-2	MW-106	8260C	T	7 SU	5 mL	5 mL	HP5973P		

GC/MS VOA Worksheet

Batch Number: 480-145436
Method: 8260C
Analyst: Quirk, Patrick J

Date Open: Oct 16 2013 8:03PM
Batch End:

Lab ID	Client ID	Method Chain	Basis	Add+ WRK_00030	BFB_WRK_00030	Full Add WRK_00031	P 8260 IS_00063	P 8260 Surr._00105
BFB~480-145436/1		8260C			1 uL		1.25 uL	1.25 uL
CCVIS~480-145436/2		8260C					1.25 uL	1.25 uL
CCV~480-145436/3		8260C		12.5 uL		12.5 uL	1.25 uL	1.25 uL
LCS~480-145436/4		8260C					1.25 uL	1.25 uL
MB~480-145436/5		8260C					1.25 uL	1.25 uL
480-47148-E-9	CAN-MW-24-W-R2	8260C	T				1.25 uL	1.25 uL
480-47308-B-21	A2-PZ-2	8260C	T				1.25 uL	1.25 uL
480-47308-B-23	DUP-100313	8260C	T				1.25 uL	1.25 uL
480-47308-B-24	DUP-2-100313	8260C	T				1.25 uL	1.25 uL
480-47321-D-1	FS-5S	8260C	T				1.25 uL	1.25 uL
480-47321-D-2	FS-5S FD	8260C	T				1.25 uL	1.25 uL
480-47321-D-3	RW-1	8260C	T				1.25 uL	1.25 uL
480-47321-D-4	FS-6D	8260C	T				1.25 uL	1.25 uL
480-47321-D-5	FS-6S	8260C	T				1.25 uL	1.25 uL
480-47321-D-6	FS-5D	8260C	T				1.25 uL	1.25 uL
480-47321-D-7	FS-7S	8260C	T				1.25 uL	1.25 uL
480-47728-J-1	INF-101013-FD	8260C	T				1.25 uL	1.25 uL
480-47728-B-2	MID-101013-FD	8260C	T				1.25 uL	1.25 uL
480-47728-J-3	EFF-101013-FD	8260C	T				1.25 uL	1.25 uL
480-47870-I-1	MW-105	8260C	T				1.25 uL	1.25 uL
480-47870-I-2	MW-106	8260C	T				1.25 uL	1.25 uL

GC/MS VOA Worksheet

Batch Number: 480-145571
Method: 8260C
Analyst: Hill, Leah C

Date Open: Oct 17 2013 9:42AM
Batch End:

Lab ID	Client ID	Method Chain	Basis	Initial pH	Initial weight/volume of sample	Final weight/volume of sample	Instrument	2MTP_WRK_00026	3_MCP_Add_WRK_00015
BFB~480-145571/1		8260C			1 uL	1 uL	HP5973C		
CCVIS~480-145571/2		8260C			5 mL	5 mL	HP5973C		
CCV~480-145571/3		8260C			5 mL	5 mL	HP5973C	12.5 uL	12.5 uL
LCS~480-145571/4		8260C			5 mL	5 mL	HP5973C		12.5 uL
MB~480-145571/6		8260C			5 mL	5 mL	HP5973C		
LCSD~480-145571/7		8260C			5 mL	5 mL	HP5973C		12.5 uL
LCS~480-145193/1-A		8260C			100 uL	5 mL	HP5973C		12.5 uL
MB~480-145193/2-A		8260C			100 uL	5 mL	HP5973C		
480-47812-C-1-A		8260C	T		100 uL	5 mL	HP5973C		
480-47288-A-2	TRIP (100413)	8260C	T	<2 SU	5 mL	5 mL	HP5973C		
480-47577-B-5	IB2 WATER	8260C	T	<2 SU	5 mL	5 mL	HP5973C		
480-47616-A-1	PZ-26	8260C	T	<2 SU	5 mL	5 mL	HP5973C		
480-47616-A-2	TRIP BLANK	8260C	T	<2 SU	5 mL	5 mL	HP5973C		

GC/MS VOA Worksheet

Batch Number: 480-145571
Method: 8260C
Analyst: Hill, Leah C

Date Open: Oct 17 2013 9:42AM
Batch End:

Lab ID	Client ID	Method Chain	Basis	3MTP_WRK_00029	60COMP_WRK_00056	8260+_SS_WRK_00051	Add+ WRK_00030	BFB_WRK_00030	C_8260_IS_00028
BFB~480-145571/1		8260C						1 uL	
CCVIS~480-145571/2		8260C			12.5 uL	12.5 uL			1 uL
CCV~480-145571/3		8260C		12.5 uL			12.5 uL		1 uL
LCS~480-145571/4		8260C			12.5 uL	12.5 uL	12.5 uL		1 uL
MB~480-145571/6		8260C							1 uL
LCSD~480-145571/7		8260C			12.5 uL	12.5 uL	12.5 uL		1 uL
LCS~480-145193/1-A		8260C			12.5 uL	12.5 uL	12.5 uL		1 uL
MB~480-145193/2-A		8260C							1 uL
480-47812-C-1-A		8260C	T						1 uL
480-47288-A-2	TRIP (100413)	8260C	T						1 uL
480-47577-B-5	IB2 WATER	8260C	T						1 uL
480-47616-A-1	PZ-26	8260C	T						1 uL
480-47616-A-2	TRIP BLANK	8260C	T						1 uL

GC/MS VOA Worksheet

Batch Number: 480-145571
Method: 8260C
Analyst: Hill, Leah C

Date Open: Oct 17 2013 9:42AM
Batch End:

Lab ID	Client ID	Method Chain	Basis	C_8260_Surr_00030	Full Add WRK_00031	MCP/RCP WRK_00012
BFB~480-145571/1		8260C				
CCVIS~480-145571/2		8260C		1 uL		
CCV~480-145571/3		8260C		1 uL	12.5 uL	
LCS~480-145571/4		8260C		1 uL		12.5 uL
MB~480-145571/6		8260C		1 uL		
LCSD~480-145571/7		8260C		1 uL		12.5 uL
LCS~480-145193/1-A		8260C		1 uL		12.5 uL
MB~480-145193/2-A		8260C		1 uL		
480-47812-C-1-A		8260C	T	1 uL		
480-47288-A-2	TRIP (100413)	8260C	T	1 uL		
480-47577-B-5	IB2 WATER	8260C	T	1 uL		
480-47616-A-1	PZ-26	8260C	T	1 uL		
480-47616-A-2	TRIP BLANK	8260C	T	1 uL		

Shipping and Receiving Documents

Chain of Custody Record

TestAmerica

Client Information	Sampler: D. Zak	Lab PM: Fox, Candace L	Carrier Tracking No(s):	COC No. 480-40050-9721.1
Client Contact: Jeffrey Bonsteel	Phone: 516-368-2741	E-Mail: candace.fox@testamericainc.com		Page: Page 1 of 3
Company: ARCADIS U.S. Inc				Job #
Address: 55 Route 146 Suite 210	Due Date Requested:			
City: Clifton Park	TAT Requested (days): 2 wk			
State, Zip: NY, 12065				
Phone: 518-452-7826(Tel) 518-452-4398(Fax)	PO #: NJ001016.0001			
Email: jeffrey.bonsteel@arcadis-us.com	WO #:			
Project Name: Lockheed Martin Corporation/Arcadis - LM Event Desc: Locheed	Project #: 48002828			
Site: New York	SSOW#:			

Analysis Requested

Preservation Codes:

A - HCL, B - NaOH, C - Zn Acetate, D - Nitric Acid, E - NaHSO4, F - MeOH, G - Amchlor, H - Ascorbic Acid, I - Ice, J - DI Water, K - EDTA, L - EDA, M - Hexane, N - None, O - AsNaO2, P - Na2O4S, Q - Na2SO3, R - Na2S2SO3, S - H2SO4, T - TSP Dodecahydrate, U - Acetone, V - MCAA, W - ph 4-5, Z - other (specify)

Other:

Sample Identification	Sample Date	Sample Time	Sample Type (C=comp, G=grab)	Matrix (W=water, S=solid, O=waste/oil, BT=Tissue, A=Air)	Field Filtered Sample (Yes or No)	Perform MS/MSD (Yes or No)	8260B - 8260 Volatiles	Total Number of containers	Special Instructions/Note:
			Preservation Code:				A		
MW-1	10/3/13	1515	G	Water		X	X	3	
MW-2		1628	G	Water			X		
MW-3		1725	G	Water			X		
MW-4		1724	G	Water			X		
MW-5	10/2/13	1510	G	Water			X		
MW-10	10/3/13	1355	G	Water			X		
~~MW-13B~~									
MW-14BR	10/4/13	1030	G	Water			X	3	
MW-18	10/4/13	1256	G	Water			X		
MW-19	10/4/13	1437	G	Water			X		
MW-20	10/4/13	1516	G	Water			X		

Possible Hazard Identification

☒ Non-Hazard ☐ Flammable ☐ Skin Irritant ☐ Poison B ☐ Unknown ☐ Radiological

Sample Disposal (A fee may be assessed if samples are retained longer than 1 month)

☐ Return To Client ☐ Disposal By Lab ☐ Archive For _____ Months

Deliverable Requested: I, II, III, IV, Other (specify)

Special Instructions/QC Requirements:

Empty Kit Relinquished by:	Date:	Time:	Method of Shipment

Relinquished by	Date/Time	Company	Received by	Date/Time	Company
D. Zak	10.4.13, 16:08	ARCADIS	R. English	10.4.13, 16:08	Syn
RE	10.4.13 19:00	Sy	[illegible]	10.5.13 0130	TA
Relinquished by:	Date/Time:	Company	Received by	Date/Time:	Company

Custody Seals Intact: Δ Yes Δ No

Custody Seal No.:

Cooler Temperature(s) °C and Other Remarks: 2.4#1

Chain of Custody Record

TestAmerica

Client Information	Sampler: D. Zuk	Lab PM: Fox, Candace L	Carrier Tracking No(s):	COC No.: 480-40050-9721.2
Client Contact: Jeffrey Bonsteel	Phone: 516-369-2741	E-Mail: candace.fox@testamericainc.com		Page: Page 2 of 3
Company: ARCADIS U.S. Inc				Job #
Address: 855 Route 146 Suite 210	Due Date Requested:			
City: Clifton Park	TAT Requested (days): 2 wk			
State, Zip: NY, 12065				
Phone: 518-452-7826(Tel) 518-452-4398(Fax)	PO #: NJ001016.0001			
Email: jeffrey.bonsteel@arcadis-us.com	WO #:			
Project Name: Lockheed Martin Corporation/Arcadis - LM Event Desc: Locheed	Project #: 48002828			
Site: New York	SSOW#:			

Analysis Requested

Preservation Codes:

A - HCL, B - NaOH, C - Zn Acetate, D - Nitric Acid, E - NaHSO4, F - MeOH, G - Amchlor, H - Ascorbic Acid, I - Ice, J - DI Water, K - EDTA, L - EDA, M - Hexane, N - None, O - AsNaO2, P - Na2O4S, Q - Na2SO3, R - Na2S2SO3, S - H2SO4, T - TSP Dodecahydrate, U - Acetone, V - MCAA, W - ph 4-5, Z - other (specify)

Other:

Sample Identification	Sample Date	Sample Time	Sample Type (C=comp, G=grab)	Matrix (W=water, S=solid, O=waste/oil, BT=Tissue, A=Air)	Field Filtered Sample (Yes or No)	Perform MS/MSD (Yes or No)	8260B - 8260 Volatiles	Total Number of containers	Special Instructions/Note:
			Preservation Code:				A		
MW-21	10/4/13	1555	G	Water			X	3	
PZ-5	10/2/13	1605	G	Water			X		
PZ-6		1640	G	Water			X		
PZ-7		1705	G	Water			X		
[redacted]									
PZ-11R	10/4/13	1050	G	Water			X		
PZ-13R	10/3/13	1220	G	Water			X		
PZ-18	10/4/13	1105	G	Water			X	2	
PZ-26				Water					
A1-PZ-2	10/4/13	1350	G	Water			X	3	
A2-PZ-1	10/4/13	1221	G	Water			X		

Possible Hazard Identification

☒ Non-Hazard ☐ Flammable ☐ Skin Irritant ☐ Poison B ☐ Unknown ☐ Radiological

Sample Disposal (A fee may be assessed if samples are retained longer than 1 month)

☐ Return To Client ☐ Disposal By Lab ☐ Archive For _____ Months

Deliverable Requested: I, II, III, IV, Other (specify)

Special Instructions/QC Requirements:

Empty Kit Relinquished by:	Date:	Time:	Method of Shipment

Relinquished by	Date/Time	Company	Received by	Date/Time	Company
D. Zuk	10-4-13, 16:08	ARCADIS	[illegible]	10-4-13 16:18	Syn
[illegible]	10-4-13, 1900	Syn	[illegible]	10-5-13 0830	TAL

Custody Seals Intact: Δ Yes Δ No	Custody Seal No.:	Cooler Temperature(s) °C and Other Remarks: 2.4 #1

Chain of Custody Record

TestAmerica

Client Information	Sampler: D. Zuk	Lab PM: Fox, Candace L	Carrier Tracking No(s):	COC No: 480-40050-9721.3
Client Contact: Jeffrey Bonsteel	Phone: 516-369-2741	E-Mail: candace.fox@testamericainc.com		Page: Page 3 of 3
Company: ARCADIS U.S. Inc				Job #:
Address: 855 Route 146 Suite 210	Due Date Requested:			
City: Clifton Park	TAT Requested (days): 2 wk			
State, Zip: NY, 12065				
Phone: 518-452-7826(Tel) 518-452-4398(Fax)	PO #: NJ001016.0001			
Email: jeffrey.bonsteel@arcadis-us.com	WO #:			
Project Name: Lockheed Martin Corporation/Arcadis - LM Event Desc: Locheed	Project #: 48002828			
Site: New York	SSOW#:			

Analysis Requested

Preservation Codes:

A - HCL, B - NaOH, C - Zn Acetate, D - Nitric Acid, E - NaHSO4, F - MeOH, G - Amchlor, H - Ascorbic Acid, I - Ice, J - DI Water, K - EDTA, L - EDA, M - Hexane, N - None, O - AsNaO2, P - Na2O4S, Q - Na2SO3, R - Na2S2SO3, S - H2SO4, T - TSP Dodecahydrate, U - Acetone, V - MCAA, W - ph 4-5, Z - other (specify)

Other:

Sample Identification	Sample Date	Sample Time	Sample Type (C=comp, G=grab)	Matrix (W=water, S=solid, O=waste/oil, BT=Tissue, A=Air)	Field Filtered Sample (Yes or No)	Perform MS/MSD (Yes or No)	8260B - 8260 Volatiles	Total Number of containers	Special Instructions/Note:
			Preservation Code:				A		
A2-PZ-2	10/4/13	1155	G	Water			X	3	
TB	10/4/13	—	G	Water			X	1	(1)
DUP-100313	10/3/13	—	G	Water			X		
DUP-2-100313	10/3/13	—	G	Water			X		
				Water					

Possible Hazard Identification

☑ Non-Hazard ☐ Flammable ☐ Skin Irritant ☐ Poison B ☐ Unknown ☐ Radiological

Sample Disposal (A fee may be assessed if samples are retained longer than 1 month)

☐ Return To Client ☐ Disposal By Lab ☐ Archive For _____ Months

Deliverable Requested: I, II, III, IV, Other (specify)

Special Instructions/QC Requirements:

Empty Kit Relinquished by:	Date:	Time:	Method of Shipment:

Relinquished by	Date/Time	Company	Received by	Date/Time	Company
D. Zuk	10.4.13, 14:08	ARCADIS	[illegible]	10.4.13, 16:08	Syr
[illegible]	10.4.13, 1900	SY	[illegible]	10.5.13 0130	TA

Custody Seals Intact: Δ Yes Δ No	Custody Seal No.:	Cooler Temperature(s) °C and Other Remarks: 2.4+1

Chain of Custody Record

Temperature on Receipt _____

Drinking Water? Yes ☐ No ☐

TestAmerica

THE LEADER IN ENVIRONMENTAL TESTING

TAL-4124 (1007)

Client: Arcadis	Project Manager: D. Zuck	Date: 10/9/13	Chain of Custody Number: 231369
Address: 6723 Towpath Rd	Telephone Number (Area Code)/Fax Number: 516-369-2741	Lab Number:	Page 1 of 1
City: Syracuse; State: NY; Zip Code: 13214	Site Contact: D. Zuck	Lab Contact: C. Fox	
Project Name and Location (State): LMC Utica	Carrier/Waybill Number:		
Contract/Purchase Order/Quote No.: ~~BTS~~ NJ001047			

Sample I.D. No. and Description (Containers for each sample may be combined on one line)	Date	Time	Matrix: Air	Aqueous	Sed.	Soil	Containers & Preservatives: Unpres.	H2SO4	HNO3	HCl	NaOH	ZnAc/NaOH	Analysis (Attach list if more space is needed): 8260	Special Instructions/ Conditions of Receipt
PZ-26	10/7/13	1115		X						X			3	
TB	10/7/13	—		X						X			2	

Possible Hazard Identification: ☒ Non-Hazard ☐ Flammable ☐ Skin Irritant ☐ Poison B ☐ Unknown

Sample Disposal: ☐ Return To Client ☒ Disposal By Lab ☐ Archive For _____ Months (A fee may be assessed if samples are retained longer than 1 month)

Turn Around Time Required: ☐ 24 Hours ☐ 48 Hours ☐ 7 Days ☒ 14 Days ☐ 21 Days ☐ Other _____

QC Requirements (Specify)

1. Relinquished By: D. Zuck	Date: 10/9/13	Time: 1617	1. Received By: TAL Syr	Date: 10-9-13	Time: 16:20
2. Relinquished By: RE	Date: 10.9.13	Time: 1900	2. Received By: TAL	Date: 10-10-13	Time: 0140
3. Relinquished By:	Date:	Time:	3. Received By:	Date:	Time:

Comments: 3. 0#1

DISTRIBUTION: WHITE - Returned to Client with Report; CANARY - Stays with the Sample; PINK - Field Copy

Login Sample Receipt Checklist

Client: ARCADIS U.S. Inc

Job Number: 480-47308-1

Login Number: 47308

List Source: TestAmerica Buffalo

List Number: 1

Creator: Wienke, Robert K

Question	Answer	Comment
Radioactivity either was not measured or, if measured, is at or below background	True	
The cooler's custody seal, if present, is intact.	True	
The cooler or samples do not appear to have been compromised or tampered with.	True	
Samples were received on ice.	True	
Cooler Temperature is acceptable.	True	
Cooler Temperature is recorded.	True	
COC is present.	True	
COC is filled out in ink and legible.	True	
COC is filled out with all pertinent information.	True	
Is the Field Sampler's name present on COC?	True	
There are no discrepancies between the sample IDs on the containers and the COC.	True	
Samples are received within Holding Time.	True	
Sample containers have legible labels.	True	
Containers are not broken or leaking.	True	
Sample collection date/times are provided.	True	
Appropriate sample containers are used.	True	
Sample bottles are completely filled.	True	
Sample Preservation Verified	N/A	
There is sufficient vol. for all requested analyses, incl. any requested MS/MSDs	True	
VOA sample vials do not have headspace or bubble is <6mm (1/4") in diameter.	True	
If necessary, staff have been informed of any short hold time or quick TAT needs	True	
Multiphasic samples are not present.	True	
Samples do not require splitting or compositing.	True	
Sampling Company provided.	True	Arcadis
Samples received within 48 hours of sampling.	True	
Samples requiring field filtration have been filtered in the field.	N/A	
Chlorine Residual checked.	N/A	

Login Sample Receipt Checklist

Client: ARCADIS U.S. Inc

Job Number: 480-47308-1

Login Number: 47616

List Source: TestAmerica Buffalo

List Number: 1

Creator: Wienke, Robert K

Question	Answer	Comment
Radioactivity either was not measured or, if measured, is at or below background	True	
The cooler's custody seal, if present, is intact.	True	
The cooler or samples do not appear to have been compromised or tampered with.	True	
Samples were received on ice.	True	
Cooler Temperature is acceptable.	True	
Cooler Temperature is recorded.	True	
COC is present.	True	
COC is filled out in ink and legible.	True	
COC is filled out with all pertinent information.	True	
Is the Field Sampler's name present on COC?	True	
There are no discrepancies between the sample IDs on the containers and the COC.	True	
Samples are received within Holding Time.	True	
Sample containers have legible labels.	True	
Containers are not broken or leaking.	True	
Sample collection date/times are provided.	True	
Appropriate sample containers are used.	True	
Sample bottles are completely filled.	True	
Sample Preservation Verified	N/A	
There is sufficient vol. for all requested analyses, incl. any requested MS/MSDs	True	
VOA sample vials do not have headspace or bubble is <6mm (1/4") in diameter.	True	
If necessary, staff have been informed of any short hold time or quick TAT needs	True	
Multiphasic samples are not present.	True	
Samples do not require splitting or compositing.	True	
Sampling Company provided.	N/A	
Samples received within 48 hours of sampling.	True	
Samples requiring field filtration have been filtered in the field.	N/A	
Chlorine Residual checked.	N/A	

APPENDIX F—
2013 GROUNDWATER SAMPLING LOGS

ARCADIS
Infrastructure, environment, facilities

Water Sampling Log

Project: LMC Utica | Project No.: NJ001047.0001.00100
Site Location: 525 French Road, Utica, NY | Date: 1/ 11 /13
Well No.: A1-PZ-2 | Replicate No.: NA | Weather: overcast ~38F

Sampling Personnel: D. Zuck | Sampling Time: Begin 1440 | End 1450

Purge Data

Measuring Point (describe)	TIC
Screen Setting (BLS)	See table
Sounded Well Depth (ft bmp)	12.04
Depth to Water (ft bmp)	1.82
Water Column in Well (ft)	10.22
Casing Diameter	1"
Gallons in Well	0.42 (1.57L)
Gallons Purged Prior to Sampling	~2.75
Evacuation Method	Peristaltic
Sampling Method	Peristaltic
Pump Intake Setting (ft bmp)	Adjustable based on WL
Pumping Rate (gpm)	~200 mL
Purge Time	Begin 1003 End 1028

Field Parameters

Color: Clear
Odor: no odor
Appearance: turbid

	I	1V	2V	Sample ~~2V~~
Time	1005	1013	1021	1440
DTW (ft bmp)	1.82	NA	NA	2.14
pH (s.u.)	6.29	6.22	6.39	7.49
Conductivity (mS/cm) or (µmhos/cm) 1)	1.123	0.410	0.454	0.859
Temperature (°C)	10.22	9.03	8.63	(9.90) ~~[illegible]~~
DO (mg/L)	2.34	0.30	0.24	(1.02) ~~[illegible]~~
ORP (mV)	-10.6	-65.9	-75.1	-38.9
Turbidity (NTU)	124	>1000	—	210

Remarks: Well Went Dry (Y) / (N), After approximetly (2.75) Volumes removed.
Down Hole DO probe used for final reading
Fe: 0.11 mg/L

Parameter	Container	No.	Preservative
VOCs/TOC/Methane	40ml vials	~~[illegible]~~ 7	HCl
Metals/Nitrate	125ml plastic	1	unp
Alkalinity	125ml plastic	1	unp
Sulfide	125ml plastic	1	unp

PID Reading: NA

Well Casing Volumes: Gal./Ft. (L/ft)

1/4" = 0.003 (0.01)	3/4"= 0.023 (0.087)	1 1/4" = 0.064	2" = 0.163	3" = 0.367	4" = 0.653
1/2" = 0.01 (0.039)	1"= 0.041 (0.154)	1 1/2" = 0.092	2-½" = 0.26	3-½" = 0.50	6" = 1.469

1) Circle one unit type

ARCADIS
Infrastructure, environment, facilities

Water Sampling Log

Project: LMC Utica | Project No.: NJ001040.1.103
Site Location: 525 French Road, Utica, NY | Date: 1/12/12
Well No.: A2-PZ-1 | Replicate No.: NA | Weather: Lt Rain ~34°F

Sampling Personnel: D. Zuck | Sampling Time: Begin 1415 End 1428

Purge Data

Measuring Point (describe)	TOC
Screen Setting (BLS)	See Table
Sounded Well Depth (ft bmp)	14.81
Depth to Water (ft bmp)	4.26
Water Column in Well (ft)	10.55
Casing Diameter	1"
Gallons in Well	0.43
Gallons Purged Prior to Sampling	~1.3 = 3v
Evacuation Method	Bailer
Sampling Method	Bailer
Pump Intake Setting (ft bmp)	NA
Pumping Rate (gpm)	NA
Purge Time	Begin 1355 End 1414

Field Parameters

Color	LT Brown
Odor	Slight
Appearance	Turbid

	I	1V	2V	3V
Time	1355	1403	1409	1414
DTW (ft bmp)	4.26	/	/	6.72
pH (s.u.)	6.64	6.95	6.97	7.07
Conductivity (mS/cm) or (µmhos/cm) 1)	0.565	0.609	0.609	0.769
Temperature (°C)	4.92	5.72	5.97	6.62
DO (mg/L)	5.43	3.15	2.37	* 5.40
ORP (mV)	9.6	-31.6	-32.2	-39.7
Turbidity (NTU)	75	/	/	500

Remarks: Well Went Dry (Y) / (N) After approximetly ( ) Volumes removed.
* Down Hole DO probe used for final reading
Dissolved Fe: 1.04 mg/L

Parameter	Container	No.	Preservative
See COC			

PID Reading: NA

Well Casing Volumes: Gal./Ft. (L/ft)

1/4" = 0.003 (0.01)	3/4"= 0.023 (0.087)	1 1/4" = 0.064	2" = 0.163	3" = 0.367	4" = 0.653
1/2" = 0.01 (0.039)	1"= 0.041 (0.154)	1 1/2" = 0.092	2-½" = 0.26	3-½" = 0.50	6" = 1.469

1) Circle one unit type

ARCADIS
Infrastructure, environment, facilities

Water Sampling Log

Project: LMC Utica | Project No.: NJ001047.0001.00100
Site Location: 525 French Road, Utica, NY | Date: 1/10/13
Well No.: A2-P2-2 | Replicate No.: NA | Weather: Partly Cloudy ~35°C
Sampling Personnel: D. Zuck | Sampling Time: Begin 13:15 End 13:20

Purge Data

Measuring Point (describe)	TIC
Screen Setting (BLS)	See table
Sounded Well Depth (ft bmp)	14.80
Depth to Water (ft bmp)	6.40
Water Column in Well (ft)	8.40
Casing Diameter	1"
Gallons in Well	.041x8.40 = 0.34449gl
Gallons Purged	
Prior to Sampling	3V ~ 1.1gal
Evacuation Method	Bailer
Sampling Method	Bailer
Pump Intake	
Setting (ft bmp)	NA
Pumping Rate (gpm)	NA
Purge Time	Begin 12:07 End 13:10

Field Parameters

Color: Grey
Odor: no odor
Appearance: Turbid

	I	1V	2V	3V
Time	12:07	12:52	13:04	13:10
DTW (ft bmp)	6.40	6.90	9.20	9.20
pH (s.u.)	6.97	7.04	7.11	7.24
Conductivity (mS/cm) or	.692	.713	.760	.827
(µmhos/cm) 1)				
Temperature (°C)	7.41	8.19	7.66	8.58
DO (mg/L)	1.39	1.98	2.64	3.69
ORP (mV)	88.2	62.8	41.6	25.3
Turbidity (NTU)	>1000	>1000	>1000	>1000

Remarks: Well Went Dry (Y) / (N), After approximetly (X) Volumes removed.
Down Hole DO probe used for final reading 0.87 10.6°C
Fe 0.06 mg/L

Parameter	Container	No.	Preservative
VOCs	40mL vials	3	HCl

PID Reading: NA

Well Casing Volumes: Gal./Ft. (L/ft)

1/4" = 0.003 (0.01)	3/4"= 0.023 (0.087)	1 1/4" = 0.064	2" = 0.163	3" = 0.367	4" = 0.653
1/2" = 0.01 (0.039)	1"= 0.041 (0.154)	1 1/2" = 0.092	2-½" = 0.26	3-½" = 0.50	6" = 1.469

1) Circle one unit type

1.2436 liters

ARCADIS

GROUNDWATER SAMPLING LOG

Well No. MW-1
Key No. Master
PID Background (ppm) NA
Well Headspace (ppm) NA

Site Name LMC Utica
Sampling Personnel D.Zuck
Date 1/ 11 /2013
Weather Overcast Ct. Rain

WELL INFORMATION

Reference Point Marked? (Y) N
Height of Reference Point — Meas. From BLS
Well Diameter 4"
Screen Interval Depth see table Meas. From BLS
Water Table Depth 8.05 Meas. From TIC
Well Depth 17.35 Meas. From TIC
Length of Water Column 4.30
Volume of Water in Well 6.07
Intake Depth of Pump/Tubing ~12.5 Meas. From TIC

Reference Point Identification:
TIC: Top of Inner (PVC) Casing
TOC: Top of Outer (Protective) Casing
Grade/BGS: Ground Surface

Re-develop? Y (N)

Well Inventory Form Completed? Y (N)

EVACUATION INFORMATION

Pump Start Time 1113
Pump Stop Time 1230
Minutes of Pumping 75
Volume of Water Removed ~[illegible] gal
Did Well Go Dry? Y (N)

Sample Time 1215
Sample ID MW-1
Duplicate ID DUP-011112
MS/MSD —
Split Sample ID —

Required	Analytical Parameters:	Collected
(3)	VOCs (Standard List)	(3) +3
(2)	VOCs (~~Expanded List~~)	(2) +2
( )	SVOCs	( )
( )	PCBs (Unfiltered)	( )
( )	PCBs (Filtered)	( )
( )	Metals/Inorganics (Unfiltered)	( )
( )	Metals/Inorganics (Filtered)	( )
( )	Total Cyanide (Unfiltered)	( )
( )	Total Cyanide (Filtered)	( )
( )	PAC Cyanide (Filtered)	( )
(2)	Methane	(2) +2
(1)	Alkalinity	(1) +1
(1)	Nitrates/Nitrites	(1) +1
(1)	Sulfates	(1) +1

Evacuation Method: Bailer ( ) Bladder Pump ( )
Peristaltic Pump (X) Submersible Pump ( ) Other/Specify ( )
Pump Type: Geo Pump
Samples collected by same method as evacuation? Y N (specify)

Water Quality Meter Type(s) / Serial Numbers: YSI 556 MPS / Lamotte 2020

Time	Pump Rate (L/min.) 15 min	Total Gallons Removed 10 min	Water Level (ft TIC) 10 min	Temp. (Celsius) [3%]*	pH [0.1 units]*	Sp. Cond. (mS/cm) [3%]*	Turbidity (NTU) [10% or 1 NTU]* 10 min	DO (mg/l) [10% or 0.1 mg/l]*	ORP (mV) [10 mV]*
1115	→ 225	—	8.05	8.76	7.29	0.626	30	4.33	43.2
1120	200	~0.5	8.50	9.20	7.24	0.649	5.5	4.24	50.9
1125	~~200~~	—	—	9.38	7.23	0.660	—	3.99	55.5
1130	→ 150	~1	8.55	9.18	7.21	0.648	4.6	3.94	59.4
1135	150	—	—	9.11	7.21	0.645	—	3.89	63.2
1140	150	1.2	8.72	8.98	7.19	0.643	3.1	3.89	68.6
1145	→ 150	1.35	8.80	8.85	7.17	0.643	2.98	3.81	72.1
1150	150	1.5	8.84	8.99	7.19	.643	2.7	3.73	73.6

* The stabilization criteria for each field parameter (three consecutive readings collected at 3- to 5-minute intervals) is listed in each column heading.

OBSERVATIONS/SAMPLING METHOD DEVIATIONS Fe: 0.04 mg/L

SAMPLE DESTINATION

Laboratory: Test America Amherst
Delivered Via: UPS Air
Airbill #: —

Field Sampling Coordinator: D.Zuck

GROUNDWATER SAMPLING LOG

Well No. MW-1

Site Name LMC Uica
Sampling Personnel D. Zuck
Date 1/ 11 /2013
Weather Overcast Lt. Rain ~33°F

WELL INFORMATION - See Page 1

Time	Pump Rate (L/min.)	Total Gallons Removed	Water Level (ft TIC)	Temp. (Celsius) [3%]*	pH [0.1 units]*	Sp. Cond. (mS/cm) [3%]*	Turbidity (NTU) [10% or 1 NTU]*	DO (mg/l) [10% or 0.1 mg/l]*	ORP (mV) [10 mV]*
12:00	—	1.9	8.89	8.93	7.19	0.643	2.0	3.56	77.3
12:05	150	—	—	9.12	7.18	0.648	2.3	3.51	79.6
12:10	—	2.3	9.00	9.26	7.18	0.651	1.9	3.40	81.1
12:15	150	2.6	9.01	9.42	7.19	0.658	2.2	3.25	82.0

Collected Sample @ 1215

* The stabilization criteria for each field parameter (three consecutive readings collected at 3- to 5-minute intervals) is listed in each column heading.

OBSERVATIONS/SAMPLING METHOD DEVIATIONS

ARCADIS

GROUNDWATER SAMPLING LOG

Well No. MW-3
Key No. Master
PID Background (ppm) NA
Well Headspace (ppm) NA

Site Name LMC Utica
Sampling Personnel D.Zuck
Date 1/ 11 /2013
Weather Overcast ~ 33°F

WELL INFORMATION

Reference Point Marked? (Y) N
Height of Reference Point + Meas. From BLS
Well Diameter 2"
Screen Interval Depth see table Meas. From BLS
Water Table Depth 10.57 Meas. From TIC
Well Depth 15.03 Meas. From TIC
Length of Water Column 4.46
Volume of Water in Well 0.71
Intake Depth of Pump/Tubing ~13' Meas. From TIC

Sample Time 1521
Sample ID MW-3
Duplicate ID —
MS/MSD —
Split Sample ID —

Required	Analytical Parameters:	Collected
(3)	VOCs (Standard List)	(3)
(2)	VOCs (Expanded List)	(2)
( )	SVOCs	( )
( )	PCBs (Unfiltered)	( )
( )	PCBs (Filtered)	( )
( )	Metals/Inorganics (Unfiltered)	( )
( )	Metals/Inorganics (Filtered)	( )
( )	Total Cyanide (Unfiltered)	( )
( )	Total Cyanide (Filtered)	( )
( )	PAC Cyanide (Filtered)	( )
(2)	Methane	(2)
(1)	Alkalinity	(1)
(1)	Nitrates/Nitrites	(1)
(1)	Sulfate	(1)

Reference Point Identification:
TIC: Top of Inner (PVC) Casing
TOC: Top of Outer (Protective) Casing
Grade/BGS: Ground Surface

Re-develop? Y (N)

Well Inventory Form Completed? Y (N)

EVACUATION INFORMATION

Pump Start Time 14:12
Pump Stop Time 1526
Minutes of Pumping
Volume of Water Removed ~3.2
Did Well Go Dry? Y (N)

Evacuation Method: Bailer ( ) Bladder Pump ( )
Peristaltic Pump (X) Submersible Pump ( ) Other/Specify ( )
Pump Type: Geopump
Samples collected by same method as evacuation? Y N (specify)

Water Quality Meter Type(s) / Serial Numbers: YSI 556 MPS / Lamotte 2020

Time	Pump Rate (L/min.)	Total Gallons Removed	Water Level (ft TIC)	Temp. (Celsius) [3%]*	pH [0.1 units]*	Sp. Cond. (mS/cm) [3%]*	Turbidity (NTU) [10% or 1 NTU]*	DO (mg/l) [10% or 0.1 mg/l]*	ORP (mV) [10 mV]*
14:15	150	—	~~10.57~~	8.37	7.66	0.430	8	10.41	110.8
14:20	—	—	—	8.89	7.48	0.432	—	7.63	116.7
14:25	—	.4	11.35	8.94	7.41	0.434	5.77	7.66	117.2
14:30	150	—	—	9.31	7.30	0.491	—	6.38	121.7
14:35	—	.9	11.51	9.26	7.28	0.521	3.8	5.81	122.9
14:40	—	—	—	9.42	7.28	0.583	—	4.84	122.3
14:45	150	1.5	11.65	9.53	7.28	0.636	1.24	4.16	121.9
14:50	—	—	—	9.61	7.28	0.687	—	3.65	121.0

* The stabilization criteria for each field parameter (three consecutive readings collected at 3- to 5-minute intervals) is listed in each column heading.

OBSERVATIONS/SAMPLING METHOD DEVIATIONS *10.86
Fe: 0.18 mg/l

SAMPLE DESTINATION

Laboratory: Test America Amherst
Delivered Via: UPS Air
Airbill #:

Field Sampling Coordinator: D.Zuck

ARCADIS

GROUNDWATER SAMPLING LOG

Well No. MW-3

Site Name: LMC Uica
Sampling Personnel: D. Zuck
Date: 1/ 11 /2013
Weather: overcast ~32°F

WELL INFORMATION - See Page 1

Time	Pump Rate (L/min.)	Total Gallons Removed	Water Level (ft TIC)	Temp. (Celsius) [3%]*	pH [0.1 units]*	Sp. Cond. (mS/cm) [3%]*	Turbidity (NTU) [10% or 1 NTU]*	DO (mg/l) [10% or 0.1 mg/l]*	ORP (mV) [10 mV]*
14:55	—	2.0	11.72	9.65	7.28	0.735	1.43	2.22	122.0
15:00	150	—	—	9.59	7.36	0.778	—	1.84	122.0
15:05	—	2.6	11.78	9.61	7.32	0.798	1.38	1.36	121.1
15:10	—	3.0	11.80	9.63	7.38	.823	0.41	1.18	120.4
15:15	150	3.2	11.81	9.65	7.38	0.829	1.10	1.06	119.6

Sample Collected @ 1521

* The stabilization criteria for each field parameter (three consecutive readings collected at 3- to 5-minute intervals) is listed in each column heading.

OBSERVATIONS/SAMPLING METHOD DEVIATIONS

ARCADIS
Infrastructure, environment, facilities

Water Sampling Log

Project: LMC Utica | Project No.: NJ001047.0001.00100
Site Location: 525 French Road, Utica, NY | Date: 1/ 9 /13
Well No.: MW-13S | Replicate No.: NA | Weather: P/C ~36°F

Sampling Personnel: D. Zuck | Sampling Time: Begin 1620 | End 1625

Purge Data

Measuring Point (describe)	TIC
Screen Setting (BLS)	See table
Sounded Well Depth (ft bmp)	6.97
Depth to Water (ft bmp)	6.59
Water Column in Well (ft)	0.38 ~~0.06 (0.235 mL)~~
Casing Diameter	2"
Gallons in Well	0.06 (0.235 mL)
Gallons Purged	
Prior to Sampling	~1V
Evacuation Method	Bailer
Sampling Method	Bailer
Pump Intake	
Setting (ft bmp)	NA
Pumping Rate (gpm)	NA
Purge Time	Begin 1620 End 1625

Field Parameters

Color	light brown
Odor	slight bio-odor
Appearance	turbid

	I	1V	2V	3V
Time	1620			
DTW (ft bmp)	6.59			
pH (s.u.)	6.58			
Conductivity (mS/cm) or	0.885			
(µmhos/cm) 1)				
Temperature (°C)	6.55			
DO (mg/L)	6.80			
ORP (mV)	160.7			
Turbidity (NTU)	600			

Remarks: Well Went Dry (Y) / (N), After approximetly (1 ✓) Volumes removed.
Down Hole DO probe used for final reading 2.95 mg/L T° = 8.5°C
Fe: 0.37 mg/L

Parameter	Container	No.	Preservative
VOC (8260B)	40ml vials	3	HCL

PID Reading: NA

Well Casing Volumes: Gal./Ft. (L/ft)

1/4" = 0.003 (0.01)	3/4"= 0.023 (0.087)	1 1/4" = 0.064	2" = 0.163	3" = 0.367	4" = 0.653
1/2" = 0.01 (0.039)	1"= 0.041 (0.154)	1 1/2" = 0.092	2-½" = 0.26	3-½" = 0.50	6" = 1.469

1) Circle one unit type

ARCADIS
Infrastructure, environment, facilities

Water Sampling Log

Project: LMC Utica | Project No.: NJ001047.0001.00100
Site Location: 525 French Road, Utica, NY | Date: 1/ 10 /13
Well No.: MW-18 | Replicate No.: NA | Weather: Clear ~34°F

Sampling Personnel: D. Zuck | Sampling Time: Begin 11:40 | End 11:45

Purge Data

Measuring Point (describe)	TIC
Screen Setting (BLS)	See table
Sounded Well Depth (ft bmp)	14.49
Depth to Water (ft bmp)	3.23
Water Column in Well (ft)	11.26
Casing Diameter	2"
Gallons in Well	11.26 x .16 = 1.8
Gallons Purged	
Prior to Sampling	3v = 5.4
Evacuation Method	Bailer
Sampling Method	Bailer
Pump Intake	
Setting (ft bmp)	NA
Pumping Rate (gpm)	NA
Purge Time	Begin 10:56 End 11:32

Field Parameters

Color	light brown
Odor	no odor
Appearance	turbid

	I	1V	2V	3V
Time	1056	11:11	11:25	11:32
DTW (ft bmp)	3.23	6.90	8.1	9.85
pH (s.u.)	7.25	7.11	7.22	7.17
Conductivity (mS/cm) or	.684	.713	.744	.689
(µmhos/cm) 1)				
Temperature (°C)	9.24	7.00	7.78	6.19
DO (mg/L)	1.97	1.21	1.09	1.87
ORP (mV)	138.1	-31.8	-57.6	-53.8
Turbidity (NTU)	7.8	750	1100	>1,000

Remarks: Well Went Dry (Y) / (N), After approximetly (X) Volumes removed.
Down Hole DO probe used for final reading .16
Fe: .08 mg/L

Parameter	Container	No.	Preservative
VOCs	40ml vials	3	HCl

PID Reading NA

Well Casing Volumes: Gal./Ft. (L/ft)

1/4" = 0.003 (0.01)	3/4"= 0.023 (0.087)	1 1/4" = 0.064	2" = 0.163	3" = 0.367	4" = 0.653
1/2" = 0.01 (0.039)	1"= 0.041 (0.154)	1 1/2" = 0.092	2-½" = 0.26	3-½" = 0.50	6" = 1.469

1) Circle one unit type

ARCADIS
Infrastructure, environment, facilities

Water Sampling Log

Project: LMC Utica | Project No.: NJ001047.0001.00100
Site Location: 525 French Road, Utica, NY | Date: 1/10/13
Well No.: MW-20 | Replicate No.: NA | Weather: Sunny 38°C

Sampling Personnel: D. Zuck | Sampling Time: Begin 1545 | End 1550

Purge Data

Measuring Point (describe)	TIC
Screen Setting (BLS)	See table
Sounded Well Depth (ft bmp)	14.44
Depth to Water (ft bmp)	2.07
Water Column in Well (ft)	12.37
Casing Diameter	2"
Gallons in Well	.163X12.37 = 1.98
Gallons Purged Prior to Sampling	5.9 = 3V
Evacuation Method	Bailer
Sampling Method	Bailer
Pump Intake Setting (ft bmp)	NA
Pumping Rate (gpm)	NA
Purge Time	Begin 14:50 End 1540

Field Parameters

Color	Grey
Odor	slight odor
Appearance	Turbid

	I	1V	2V	3V
Time	14:50	15:15	15:30	15:40
DTW (ft bmp)	2.07	5.60	7.23	9.45
pH (s.u.)	6.79	6.69	6.71	6.78
Conductivity (mS/cm) or (µmhos/cm) 1)	4.564	5.218	5.592	5.153
Temperature (°C)	9.11	9.05	8.56	9.10°C
DO (mg/L)	2.31	1.45	3.55	2.08
ORP (mV)	-73.9	-70.5	-68.9	-67.4
Turbidity (NTU)	130	>1,000	>1,000	>1,000

Remarks: Well Went Dry (Y) / (N) After approximetly (✓) Volumes removed.
Down Hole DO probe used for final reading 4.50 mg/L (9.5°C)
Fe: 1.79 mg/L * Bubble in one of 3 vials for VOC

Parameter	Container	No.	Preservative
VOCs	40mL vials	3	HCl

PID Reading: NA

Well Casing Volumes: Gal./Ft. (L/ft)

1/4" = 0.003 (0.01)	3/4"= 0.023 (0.087)	1 1/4" = 0.064	2" = 0.163	3" = 0.367	4" = 0.653
1/2" = 0.01 (0.039)	1"= 0.041 (0.154)	1 1/2" = 0.092	2-½" = 0.26	3-½" = 0.50	6" = 1.469

1) Circle one unit type

ARCADIS
Infrastructure, environment, facilities

Water Sampling Log

Project: LMC Utica | Project No.: NJ001047.0001.00100
Site Location: 525 French Road, Utica, NY | Date: 1/10/13
Well No.: MW-21 | Replicate No.: NA | Weather: Sunny 38°C

Sampling Personnel: D. Zuck | Sampling Time: Begin 1510 | End 1515

Purge Data

Measuring Point (describe)	TIC
Screen Setting (BLS)	5-15
Sounded Well Depth (ft bmp)	14.36
Depth to Water (ft bmp)	2.80
Water Column in Well (ft)	11.56
Casing Diameter	2"
Gallons in Well	1.85
Gallons Purged Prior to Sampling	~5.55
Evacuation Method	Bailer
Sampling Method	Bailer
Pump Intake Setting (ft bmp)	NA
Pumping Rate (gpm)	NA
Purge Time	Begin 1440 End 1508

Field Parameters

Color	Gray
Odor	None
Appearance	turbid

	I	1V	2V	3V
Time	1440	1451	1459	1508
DTW (ft bmp)	2.80	4.54	5.16	5.22
pH (s.u.)	7.54	7.77	7.55	7.55
Conductivity (mS/cm) or (µmhos/cm) 1)	3.918	2.057	4.375	5.203
Temperature (°C)	4.67	7.84	8.36	8.20
DO (mg/L)	0.78	1.93	1.13	1.38
ORP (mV)	-84.9	-108.0	-109.7	-101.9
Turbidity (NTU)	110	>1000	>1000	>1000

Remarks: Well Went Dry (Y) / (N); After approximetly (✓) Volumes removed.
Down Hole DO probe used for final reading 10.4 °F / 0.15 mg/L
Fe: 1.02 mg/L

Parameter	Container	No.	Preservative
VOCs	40 ml	3	HCl

PID Reading: NA

Well Casing Volumes: Gal./Ft. (L/ft)

1/4" = 0.003 (0.01)	3/4"= 0.023 (0.087)	1 1/4" = 0.064	2" = 0.163	3" = 0.367	4" = 0.653
1/2" = 0.01 (0.039)	1"= 0.041 (0.154)	1 1/2" = 0.092	2-½" = 0.26	3-½" = 0.50	6" = 1.469

1) Circle one unit type

ARCADIS
Infrastructure, environment, facilities

Water Sampling Log

Project: LMC Utica | Project No.: NJ001047.0001.00100
Site Location: 525 French Road, Utica, NY | Date: 1/ 10 /13
Well No.: PZ-5 | Replicate No.: NA | Weather: Indoors
Sampling Personnel: D. Zuck | Sampling Time: Begin 1605 End 1615

Purge Data

Measuring Point (describe)	TIC
Screen Setting (BLS)	See table
Sounded Well Depth (ft bmp)	10.72
Depth to Water (ft bmp)	9.35
Water Column in Well (ft)	1.37
Casing Diameter	1.25
Gallons in Well	1.37 x 0.064 = 0.09
Gallons Purged	
Prior to Sampling	1V
Evacuation Method	Bailer
Sampling Method	Bailer
Pump Intake	
Setting (ft bmp)	NA
Pumping Rate (gpm)	NA
Purge Time	Begin 1605 End 1615

Field Parameters

		1V	2V	3V
Color	Grayish Black			
Odor	Bio Odor - Strong			
Appearance	Turbid			
	Sample PZ 1605			
Time	1605			
DTW (ft bmp)	9.35			
pH (s.u.)	7.85			
Conductivity (mS/cm) or	1.364			
(µmhos/cm) 1)	X			
Temperature (°C) *	17.7			
DO (mg/L) *	0.60			
ORP (mV)	121.16			
Turbidity (NTU)	110			

Remarks: Well Went Dry (Y) / (N), After approximetly (1) Volumes removed.
* Down Hole DO probe used for final reading
Fe: 1.64 mg/L

Parameter	Container	No.	Preservative
VOCs	40 mL	3	HCl

PID Reading: NA

Well Casing Volumes: Gal./Ft. (L/ft)

1/4" = 0.003 (0.01)	3/4"= 0.023 (0.087)	1 1/4" = 0.064	2" = 0.163	3" = 0.367	4" = 0.653
1/2" = 0.01 (0.039)	1"= 0.041 (0.154)	1 1/2" = 0.092	2-½" = 0.26	3-½" = 0.50	6" = 1.469

1) Circle one unit type

ARCADIS
Infrastructure, environment, facilities

Water Sampling Log

Project: LMC Utica
Project No.: NJ001047.0001.00100
Site Location: 525 French Road, Utica, NY
Date: 1/10/13
Well No.: PZ-8
Replicate No.: NA
Weather: Indoors
Sampling Personnel: D. Zuck
Sampling Time: Begin 1545 End 1550

Purge Data

Measuring Point (describe)	TIC
Screen Setting (BLS)	see table
Sounded Well Depth (ft bmp)	9.82
Depth to Water (ft bmp)	9.24
Water Column in Well (ft)	0.58
Casing Diameter	1"
Gallons in Well	0.023 (89 mL)
Gallons Purged Prior to Sampling	NA
Evacuation Method	Bailer
Sampling Method	Bailer
Pump Intake Setting (ft bmp)	NA
Pumping Rate (gpm)	NA
Purge Time	Begin — End —

Field Parameters

Color: Lt Brown
Odor: None
Appearance: Slt. Turbid

sample 1/11/13 parameters

	I	1V	2V	3V
Time	1545	1145		
DTW (ft bmp)	9.24	9.19		
pH (s.u.)	NA	7.16		
Conductivity (mS/cm) or		0.942		
(µmhos/cm) 1)		—		
Temperature (°C)		14.7		
DO (mg/L)		1.48		
ORP (mV)		115.4		
Turbidity (NTU)		261		

Remarks: Well Went Dry (Y)/ (N), After approximetly (1) Volumes removed.
Down Hole DO probe used for final reading
Fe: 0.20 mg/L

Parameter	Container	No.	Preservative
VOCs	40 mL	2	HCl

PID Reading: NA

Well Casing Volumes: Gal./Ft. (L/ft)

1/4" = 0.003 (0.01)	3/4"= 0.023 (0.087)	1 1/4" = 0.064	2" = 0.163	3" = 0.367	4" = 0.653
1/2" = 0.01 (0.039)	1"= 0.041 (0.154)	1 1/2" = 0.092	2-½" = 0.26	3-½" = 0.50	6" = 1.469

1) Circle one unit type

ARCADIS
Infrastructure, environment, facilities

Water Sampling Log

Project: LMC Utica
Project No.: NJ001047.0001.00100
Site Location: 525 French Road, Utica, NY
Date: 1/09/13
Well No.: PZ-11R
Replicate No.: NA
Weather: Partly Cloudy

Sampling Personnel: D. Zuck
Sampling Time: Begin 1000 End 1010

Purge Data

Measuring Point (describe)	TIC
Screen Setting (BLS)	2'-10'
Sounded Well Depth (ft bmp)	9.90 (current 9.89)
Depth to Water (ft bmp)	8.55
Water Column in Well (ft)	1.35
Casing Diameter	1"
Gallons in Well	.06gal / .208L
Gallons Purged	
Prior to Sampling	1V
Evacuation Method	Bailer
Sampling Method	Bailer
Pump Intake	
Setting (ft bmp)	NA
Pumping Rate (gpm)	NA
Purge Time	Begin 15:21 End 1535

Field Parameters

	1/09/13 1	(sample 1/10) 1V	2V	3V
Color	Lt Brn			
Odor	None			
Appearance	Slt. Turb.			
Time	15:21	1000		
DTW (ft bmp)	8.55	8.59		
pH (s.u.)	6.51	NA		
Conductivity (mS/cm) or (µmhos/cm) 1)	2.846			
Temperature (°C)	9.42	9.9		
DO (mg/L)	3.31	6.57		
ORP (mV)	146.6			
Turbidity (NTU)	35			

Remarks: Well Went Dry (Y) / (N), After approximetly (1V) Volumes removed.
Down Hole DO probe used for final reading
Fe: 0.08mg/L

Parameter	Container	No.	Preservative
VOCs	40mL vials	3	HCl

PID Reading: NA

Well Casing Volumes: Gal./Ft. (L/ft)

1/4" = 0.003 (0.01)	3/4"= 0.023 (0.087)	1 1/4" = 0.064	2" = 0.163	3" = 0.367	4" = 0.653
1/2" = 0.01 (0.039)	1"= 0.041 (0.154)	1 1/2" = 0.092	2-½" = 0.26	3-½" = 0.50	6" = 1.469

1) Circle one unit type

ARCADIS
Infrastructure, environment, facilities

Water Sampling Log

Project: LMC Utica | Project No.: NJ001047.0001.00100
Site Location: 525 French Road, Utica, NY | Date: 1/9/13, 1/10/13, 1/11/13
Well No.: PZ-13R | Replicate No.: NA | Weather: Overcast ≈ 38°F
Sampling Personnel: D. Zuck | Sampling Time: Begin 1/10 0945 / ~~1/10/12 0845~~ 1/9 0925 | End 1/10 0955 / ~~1/10~~ 1/11 0950

Purge Data

Measuring Point (describe)	TIC
Screen Setting (BLS)	2'-10'
Sounded Well Depth (ft bmp)	9.85 (9.84)
Depth to Water (ft bmp)	8.12
Water Column in Well (ft)	1.73
Casing Diameter	1"
Gallons in Well	.07 gal (.266 Liters)
Gallons Purged	
Prior to Sampling	~0.11
Evacuation Method	Bailer
Sampling Method	Bailer
Pump Intake	
Setting (ft bmp)	NA
Pumping Rate (gpm)	NA
Purge Time	Begin 13:44 End 1430

Field Parameters

	1/9 I	1/9 1V	1/10 2V	1/11 3V
Color	lt Brown			
Odor	None			
Appearance	Slt. Turb.			
Time	1344	2:30	0945	0925
DTW (ft bmp)	8.12	NA	8.15	8.15
pH (s.u.)	6.85	6.79	NA	NA
Conductivity (mS/cm) or	4.691	4.704		
(µmhos/cm) 1)				
Temperature (°C)	9.62	9.48		
DO (mg/L)	3.48	~~3.88~~ 4.25		
ORP (mV)	53.9	3.3		
Turbidity (NTU)	290	>1,000		

Remarks: Well Went Dry (Y) / (N), After approximetly (1.5) Volumes removed.
Down Hole DO probe used for final reading: (2.83); Temp: (10.2)°F
Fe: 0.00 mg/L

Parameter	Container	No.	Preservative
1/10/12 VOC/TOC/Methane	40 mL vials	7	HCl
1/10/12 Alk	125 ml	1	UNP
1/10/12 Nitrate/Nitrites	125 mL	1	UNP
1/11/12 Sulfates	125 mL	1	UNP

PID Reading: NA

Well Casing Volumes: Gal./Ft. (L/ft)

1/4" = 0.003 (0.01)	3/4"= 0.023 (0.087)	1 1/4" = 0.064	2" = 0.163	3" = 0.367	4" = 0.653
1/2" = 0.01 (0.039)	1"= 0.041 (0.154)	1 1/2" = 0.092	2-½" = 0.26	3-½" = 0.50	6" = 1.469

1) Circle one unit type

ARCADIS
Infrastructure, environment, facilities

Water Sampling Log

Project: LMC Utica | Project No.: NJ001047.0001.00101
Site Location: 525 French Road, Utica, NY | Date: 4/03/13 / 04/04/13
Well No.: A1-P2-2 | Replicate No.: NA | Weather: 30's Sunny
Sampling Personnel: D. Zuck/Chioma E | Sampling Time: Begin 11:03 / 16:05 | End 11:05

Purge Data

Measuring Point (describe)	TIC
Screen Setting (BLS)	See table
Sounded Well Depth (ft bmp)	12.00 / 12.27
Depth to Water (ft bmp)	1.73
Water Column in Well (ft)	10.54
Casing Diameter	1"
Gallons in Well	0.43
Gallons Purged Prior to Sampling	~~1.3~~ 1.1
Evacuation Method	Bailer
Sampling Method	Bailer
Pump Intake Setting (ft bmp)	NA
Pumping Rate (gpm)	NA
Purge Time	Begin 16:05 End 17:00

Field Parameters

Color	Grey
Odor	Slight
Appearance	Slightly turbid

	I	1V	2V	Next Day 04/04/13
Time	16:05	16:22	16:37	11:00
DTW (ft bmp)	1.73	4.43	7.50	1.80
pH (s.u.)	8.20	7.75	7.84	7.74
Conductivity (mS/cm) or (µmhos/cm) 1)	0.513	0.774	0.676	0.659
Temperature (°C)	8.04	6.49	6.70	11.51
DO (mg/L)	1.48	2.86	4.25	2.46 ~~0.88~~ ~~0.08~~
ORP (mV)	-34.2	-74.1	-78.9	186.9
Turbidity (NTU)	583	71,000	>1000	>1000

Remarks: Well Went Dry (Y) / (N), After approximetly (1.1 gallons 2.7V) Volumes removed. Sampled next day 04/04/13
Down Hole DO probe used for final reading* DTW=1.80
→ 0.88

Parameter	Container	No.	Preservative
VOCs	40ml Voa Vials	3	HCl

PID Reading: NA

Well Casing Volumes: Gal./Ft. (L/ft)

1/4" = 0.003 (0.01)	3/4"= 0.023 (0.087)	1 1/4" = 0.064	2" = 0.163	3" = 0.367	4" = 0.653
1/2" = 0.01 (0.039)	1"= 0.041 (0.154)	1 1/2" = 0.092	2-½" = 0.26	3-½" = 0.50	6" = 1.469

1) Circle one unit type

ARCADIS
Infrastructure, environment, facilities

Water Sampling Log

Project: LMC Utica
Project No.: NJ001047.0001.00101
Site Location: 525 French Road, Utica, NY
Date: 4/03/13
Well No.: A2-PZ-1
Replicate No.: NA
Weather: 30's Sunny
Sampling Personnel: D. Zuck/Chioma E
Sampling Time: Begin 13:23 End 13:25

Purge Data

Measuring Point (describe)	
Screen Setting (BLS)	See table
Sounded Well Depth (ft bmp)	14.62 + .27 = 14.89
Depth to Water (ft bmp)	3.96
Water Column in Well (ft)	10.93
Casing Diameter	1"
Gallons in Well	.45
Gallons Purged Prior to Sampling	1.3
Evacuation Method	Bailer
Sampling Method	Bailer
Pump Intake Setting (ft bmp)	NA
Pumping Rate (gpm)	NA
Purge Time	Begin 12:20 End 13:23

Field Parameters

Color	Grey
Odor	Slight
Appearance	turbid

	I	1V	2V	3V
Time	12:20	12:38	12:59	13:23
DTW (ft bmp)	3.96	5.83	6.53	7.52
pH (s.u.)	7.32	7.33	7.30	7.34
Conductivity (mS/cm) or	0.823	1.067	1.196	1.186
(µmhos/cm) 1)	—	—	—	—
Temperature (°C)	7.41	5.55	6.11	6.55 * 5.8
DO (mg/L)	6.02	2.83	~~19.5~~ 2.40	3.14 *1.09 ~~5.28~~
ORP (mV)	9.7	-37.7	-45.4	-36.9
Turbidity (NTU)	212	974	71000	71000

Remarks: Well Went Dry (Y) / (N) After approximetly ( ) Volumes removed.
Down Hole DO probe used for final reading * 1.09

Parameter	Container	No.	Preservative
VOCs	40ml Voa Vials	3	HCl

PID Reading: NA

Well Casing Volumes: Gal./Ft. (L/ft)

1/4" = 0.003 (0.01)	3/4"= 0.023 (0.087)	1 1/4" = 0.064	2" = 0.163	3" = 0.367	4" = 0.653
1/2" = 0.01 (0.039)	1"= 0.041 (0.154)	1 1/2" = 0.092	2-½" = 0.26	3-½" = 0.50	6" = 1.469

1) Circle one unit type

ARCADIS
Infrastructure, environment, facilities

Water Sampling Log

Project: LMC Utica | Project No.: NJ001047.0001.00101
Site Location: 525 French Road, Utica, NY | Date: 4/ 03 /13
Well No.: A2 - P2- 2 | Replicate No.: NA | Weather: 30's Sunny
Sampling Personnel: D. Zuck/Chioma E | Sampling Time: Begin 11:45 End 11:50

Purge Data

Measuring Point (describe)	TIC
Screen Setting (BLS)	See table
Sounded Well Depth (ft bmp)	14.59 + .27 = 14.86
Depth to Water (ft bmp)	6.69
Water Column in Well (ft)	~~14.59 + .27~~ 8.17
Casing Diameter	1"
Gallons in Well	.33
Gallons Purged Prior to Sampling	1 gallon
Evacuation Method	Bailer
Sampling Method	Bailer
Pump Intake Setting (ft bmp)	NA
Pumping Rate (gpm)	NA
Purge Time	Begin 11:03 End 11:45

Field Parameters

Color	Gray
Odor	Slt.
Appearance	V. turbid

	I	1V	2V	3V
Time	11:03	11:13	11:29	11:40
DTW (ft bmp)	6.69	6.83	9.62	9.95
pH (s.u.)	7.16	7.27	7.33	7.38
Conductivity (mS/cm) or	0.910	0.914	0.910	1.015
(µmhos/cm) 1)				
Temperature (°C)	9.43	8.05	8.21	7.46
DO (mg/L)	31.0 %	44.2 %	54.0 %	2.6 % 5.15
ORP (mV)	158.1	161.3	128.5	96.0
Turbidity (NTU)	165	>1000	>1000	>1000

Remarks: Well Went Dry (Y) / (N), After approximetly ( ) Volumes removed.
*Down Hole DO probe used for final reading ~~20.8~~ 2.6

Parameter	Container	No.	Preservative
VOCs	40ml Voa Vials	3	HCl

PID Reading: NA

Well Casing Volumes: Gal./Ft. (L/ft)

1/4" = 0.003 (0.01)	3/4"= 0.023 (0.087)	1 1/4" = 0.064	2" = 0.163	3" = 0.367	4" = 0.653
1/2" = 0.01 (0.039)	1"= 0.041 (0.154)	1 1/2" = 0.092	2-½" = 0.26	3-½" = 0.50	6" = 1.469

1) Circle one unit type

ARCADIS
Infrastructure, environment, facilities

Low-Flow Groundwater Sampling Log

Project: LMC Utica
Project Number: NJ001047.0001.00101
Site Location: 525 French Rd
Well ID: MW-1
Date: 4/3/13
Sampled By: D.Zuck
Sampling Time: 1445
Recorded By: D.Zuck
Weather: 32°F P/C
Coded Replicate No.: Dup-040313

Instrument Identification: Meter(s) Model: YSI 556 MPS Serial #: —

Casing Material: PVC
Casing Diameter: 4"
Sounded Depth (ft bmp): 17.35
Depth to Water (ft bmp): 7.81
Well Volume (Gal): ~4.5

Purge Method: Geopump
Screen Interval (ft bmp): Top 7 Bottom 17' BLS
Pump Intake Depth (ft bmp): Initial ~12.5 Final ~12.5
Purge Time: Start 1330 Finish 1440

Field Parameter Measurements During Purging

Time	Minutes Elasped	Flow Rate (mL/min)	Volume Purged	Temp (°C)	pH (s.u.)	Conductivity (umhos or mS/cm)[1]	ORP (mV)	DO (mg/L)	Turbidity (NTU)	Depth to Water (ft bmp)	Notes
1330	0	300	—	9.19	7.28	1.074	183.0	6.23	1	7.81	
1335	5	250	—	9.30	7.36	1.061	166.1	6.09	—	—	
1340	10	250	0.75	9.42	7.32	1.056	154.0	6.14	2	8.44	
1345	15	250	—	9.64	7.33	1.050	151.6	5.96	—	—	
1350	20	250	—	9.64	7.33	1.050	149.1	5.98	—	—	
1355	25	250	1.5	9.78	7.33	1.050	143.7	5.98	1	8.71	
1400	30	250	—	9.68	7.31	1.052	137.1	5.79	—	—	
1405	35	250	—	9.67	7.28	1.054	135.3	5.82	2	8.92	
1410	40	250	2.5	9.54	7.26	1.065	130.3	5.44	—	—	
1415	45	250	—	9.63	7.20	1.088	118.0	5.23	—	—	
1420	50	250	—	9.61	7.18	1.104	115.0	5.14	1	9.11	
1425	55	250	3.5	9.65	7.12	1.137	103.2	4.75	1	—	
1430	60	250	—	9.60	7.04	1.182	100.0	4.46	1	9.24	
1435	65	250	—	9.60	6.98	1.192	99.1	4.27	1	—	
1440	70	250	4.5	9.58	6.92	1.217	97.3	4.30	1	9.29	
								Collect sample			

Collected Sample Condition Color None Odor None Appearance Clear

Parameter	Container	No. Collected	Preservative
VOCs	40 ml Vials	6	HCl

Comments

1) Circle one unit type

ARCADIS
Infrastructure, environment, facilities

Low-Flow Groundwater Sampling Log

Project: LMC Utica
Project Number: NJ001047.0001.00101
Site Location: 525 French Rd
Well ID: MW-3
Date: 4/3/13 + 4/4/13
Sampled By: D.Zuck / Chioma E
Sampling Time: 17:10-17:15
Recorded By: D.Zuck / Chioma E.
Weather: P/C - 32°F
Coded Replicate No.: NA

Instrument Identification: Meter(s) Model: YSI 556 MPS Serial #: —

Casing Material: PVC
Casing Diameter: 2"
Sounded Depth (ft bmp): 15.03
Depth to Water (ft bmp): 10.81
Well Volume (Gal): ~23 gal

Purge Method: Geopump
Screen Interval (ft bmp): Top 3 Bottom 13 BLS
Pump Intake Depth (ft bmp): Initial 10.5 BLS Final 10.5 BLS
Purge Time: Start 16:05 Finish 17:10

Field Parameter Measurements During Purging

	Time	Minutes Elasped	Flow Rate (mL/min)	Volume Purged	Temp (°C)	pH (s.u.)	Conductivity (umhos or mS/cm) [1]	ORP (mV)	DO (mg/L)	Turbidity (NTU)	Depth to Water (ft bmp)	Notes
4/3	1520	—	250	—	6.78	7.22	1.238	108.0	8.85	5	10.81	
	1525	5	250	—	7.29	7.24	1.249	104.1	6.83	4	10.97	
	1530	10	250	0.75	7.40	7.30	1.349	82.9	6.80	4	11.13	
	1535	15	250	—	7.56	6.06	1.843	30.0	4.99	—	—	
	1540	20	250	—	7.56	—	—	—	—	1	11.64	YSI Malfunction Pump off
	1600	20	250	1.5	6.85	6.81	2.840	49.7	3.07	1	10.86	Re-start Pump
	1605	25	250	—	7.24	6.53	2.875	97.5	2.28	1	11.04	
	1610	30	250	—	7.29	6.87	2.918	138.9	1.51	1	11.19	
	1615	35	250	2.25	—	—	3.062	—	—	—	—	YSI unit error
												will attempt sampling
												w/ new unit on 4/4
4/4	1605	0	250	—	—	—	—	—	—	1.0	10.53	
	16:10	5	—	—	9.21	7.13	2.674	107.4	7.71	25.0		
	16:15	15	—	0.5	8.19	7.07	2.618	111.5	7.61	2.17	11.10	
	16:25	25	200	1	8.25	6.96	2.946	109.0	5.63	47.0	11.40	
	16:35	35	200	1.5	8.34	6.91	3.318	110	3.70	1.12	11.56	
	16:40	40	200	—	8.42	6.88	3.364	111.9	3.52	—	—	
	16:45	45	200	2.0	8.67	6.87	3.422	114.6	3.52	1.12	11.62	
	16:50	50	200	—	8.74	6.87	3.475	112.2	3.50	—	—	
	16:55	55	200	2.5	8.82	6.90	3.522	105.7	3.05	0.77	11.58	

Collected Sample Condition Color — Odor — Appearance —

Parameter	Container	No. Collected	Preservative
VOCs	40 ml Vials	3	HCl

Comments

1) Circle one unit type

ARCADIS
Infrastructure, environment, facilities

Low-Flow Groundwater Sampling Log

Project: LMC Utica
Project Number: NJ001047.0001.00101
Site Location: 525 French Rd
Well ID: MW-3
Date: 4/3/12 & 4/4/13
Sampled By: D.Zuck

Time	Minutes Elasped	Flow Rate (mL/min)	Volume Purged	Temp (°C)	pH (s.u.)	Conductivity (umhos or mS/cm) 1)	ORP (mV)	DO (mg/L)	Turbidity (NTU)	Depth to Water (ft bmp)	Notes
17:00	60	200	2.6	8.92	6.98	3.533	96.2	2.94	1.44	11.63	
17:05	65	120	2.8	8.98	6.98	3.552	86.5	2.71	.79	11.68	
17:10	70	120	3.0	8.99	6.98	3.563	81.2	2.71	.45	11.65	

Sampled @ 1710

Collected Sample Condition: Color None; Odor None; Appearance Clear

Parameter	Container	No. Collected	Preservative
VOCs	40 ml Vials	3	HCl

PID Reading

Comments

1) Circle one unit type

ARCADIS
Infrastructure, environment, facilities

Water Sampling Log

Project: LMC Utica — Project No.: NJ001047.0001.00101
Site Location: 525 French Road, Utica, NY — Date: 4/ 04 /13
Well No.: MW-5 — Replicate No.: NA — Weather: 40's Sunny
Sampling Personnel: D. Zuck/Chioma E — Sampling Time: Begin 1805 — End 1810

Purge Data

Measuring Point (describe)	TPC
Screen Setting (BLS)	See table
Sounded Well Depth (ft bmp)	5.78 + .27 = 6.05
Depth to Water (ft bmp)	3.75
Water Column in Well (ft)	2.3
Casing Diameter	2"
Gallons in Well	~~1.4~~ 0.37
Gallons Purged	0.9
Prior to Sampling	~~4.3~~ ~~1.12~~ CE
Evacuation Method	Bailer
Sampling Method	Bailer
Pump Intake Setting (ft bmp)	NA
Pumping Rate (gpm)	NA
Purge Time	Begin 12:51 End 13:36

Field Parameters

Color	Gray
Odor	Slight
Appearance	turbid

	1	1V	2V	Sample -3V
Time	12:51	13:12	13:26	1805
DTW (ft bmp)	3.75	5.30	5.70	3.97
pH (s.u.)	7.34	7.37	7.38	7.29
Conductivity (mS/cm) or (µmhos/cm) 1)	7.335	7.315	7.130	5.690
Temperature (°C)	8.65	7.92	8.04	6.71
DO (mg/L)	2.25	5.09	6.25	A 3.67
ORP (mV)	38.3	9.2	-9.8	20.4
Turbidity (NTU)	496	>1000	>1000	>1000

Remarks: Well Went Dry (Y) / (N), After approximetly (2.3) Volumes removed.
A Down Hole DO probe used for final reading

Parameter	Container	No.	Preservative
VOCs	40ml Voa Vials	3	HCl

PID Reading: NA

Well Casing Volumes: Gal./Ft. (L/ft)

1/4" = 0.003 (0.01)	3/4"= 0.023 (0.087)	1 1/4" = 0.064	2" = 0.163	3" = 0.367	4" = 0.653
1/2" = 0.01 (0.039)	1"= 0.041 (0.154)	1 1/2" = 0.092	2-½" = 0.26	3-½" = 0.50	6" = 1.469

1) Circle one unit type

ARCADIS
Infrastructure, environment, facilities

Water Sampling Log

Project: LMC Utica
Project No.: NJ001047.0001.00101
Site Location: 525 French Road, Utica, NY
Date: 4/ 4 /13
Well No.: MW-13S
Replicate No.: na
Weather: P/C

Sampling Personnel: D. Zuck
Sampling Time: Begin 1750 End 1755

Purge Data

Measuring Point (describe)	TIC
Screen Setting (BLS)	2→7'
Sounded Well Depth (ft bmp)	6.98
Depth to Water (ft bmp)	6.45
Water Column in Well (ft)	0.53
Casing Diameter	2"
Gallons in Well	0.08
Gallons Purged	
Prior to Sampling	~1V
Evacuation Method	Bailer
Sampling Method	Bailer
Pump Intake	
Setting (ft bmp)	NA
Pumping Rate (gpm)	NA
Purge Time	Begin 1740 End 1748

Field Parameters

Color	Med Brown
Odor	Slt. Bio like odor
Appearance	turbid

	I	1V	2V	3V
Time	1740			
DTW (ft bmp)	6.45			
pH (s.u.)	7.31			
Conductivity (mS/cm) or	1.417			
(µmhos/cm) 1)	—			
	6.8			
Temperature (°C)	9.18			
DO (mg/L)	1.97			
ORP (mV)	65.2			
Turbidity (NTU)	365			

Remarks: Well Went Dry (Y) / (N), After approximetly (1V) Volumes removed.
Down Hole DO probe used for final reading

Parameter	Container	No.	Preservative
VOCs	Med vials	3	HCl

PID Reading: NA

Well Casing Volumes: Gal./Ft. (L/ft)

1/4" = 0.003 (0.01)	3/4"= 0.023 (0.087)	1 1/4" = 0.064	2" = 0.163	3" = 0.367	4" = 0.653
1/2" = 0.01 (0.039)	1"= 0.041 (0.154)	1 1/2" = 0.092	2-½" = 0.26	3-½" = 0.50	6" = 1.469

1) Circle one unit type

ARCADIS
Infrastructure, environment, facilities

Water Sampling Log

Project: LMC Utica — Project No.: NJ001047.0001.00101
Site Location: 525 French Road, Utica, NY — Date: 4/ /13
Well No.: MW-18 — Replicate No.: NIT — Weather: 30's Sunny
Sampling Personnel: D. Zuck/Chioma E — Sampling Time: Begin ~~13:08~~ CE 15:08 — End ~~13:1~~ CE 15:12

Purge Data

Measuring Point (describe)	TIC
Screen Setting (BLS)	See table
Sounded Well Depth (ft bmp)	14.28+.27 = 14.55
Depth to Water (ft bmp)	3.46
Water Column in Well (ft)	11.09
Casing Diameter	2"
Gallons in Well	1.8
Gallons Purged Prior to Sampling	5.4
Evacuation Method	Bailer
Sampling Method	Bailer
Pump Intake Setting (ft bmp)	NA
Pumping Rate (gpm)	NA
Purge Time	Begin 14:36 End 15:07

Field Parameters

Color	Grey
Odor	Slight
Appearance	turbid

	I	1V	2V	3V
Time	14:36	14:50	14:59	15:07
DTW (ft bmp)	3.46	6.85	9.30	10.61
pH (s.u.)	7.62	7.55	7.45	7.53
Conductivity (mS/cm) or (µmhos/cm) 1)	0.928	0.976	1.103	0.996
Temperature (°C)	8.42	6.11	8.58	7.73
DO (mg/L)	2.02	1.83	2.45	1.78 ~~4.40~~ 8.4°C
ORP (mV) 24.6	24.6	-4.9	-24.1	-35.0
Turbidity (NTU)	24.6	580	71000	>1000

Remarks: Well Went Dry (Y) / (N) After approximetly ( ) Volumes removed.
Down Hole DO probe used for final reading *

Parameter	Container	No.	Preservative
VOCs	40ml Voa Vials	3	HCl

PID Reading: NA

Well Casing Volumes: Gal./Ft. (L/ft)

1/4" = 0.003 (0.01)	3/4"= 0.023 (0.087)	1 1/4" = 0.064	2" = 0.163	3" = 0.367	4" = 0.653
1/2" = 0.01 (0.039)	1"= 0.041 (0.154)	1 1/2" = 0.092	2-½" = 0.26	3-½" = 0.50	6" = 1.469

1) Circle one unit type

ARCADIS
Infrastructure, environment, facilities

Water Sampling Log

Project: LMC Utica — Project No.: NJ001047.0001.00101
Site Location: 525 French Road, Utica, NY — Date: 4/ 04 /13
Well No.: MW-20 — Replicate No.: NA — Weather: 40's Sunny
Sampling Personnel: D. Zuck/Chioma E — Sampling Time: Begin 12:06 — End 12:08

Purge Data

Measuring Point (describe)	TIC
Screen Setting (BLS)	See table
Sounded Well Depth (ft bmp)	14.29+.27=14.56
Depth to Water (ft bmp)	1.98
Water Column in Well (ft)	12.58
Casing Diameter	2"
Gallons in Well	2.05
Gallons Purged	
Prior to Sampling	6.2
Evacuation Method	Bailer
Sampling Method	Bailer
Pump Intake	
Setting (ft bmp)	NA
Pumping Rate (gpm)	NA
Purge Time	Begin 11:19 End 12:06

Field Parameters

Color	Grey
Odor	Slight
Appearance	Turbid

	I	1V	2V	3V
Time	11:19	11:45	11:54	12:06
DTW (ft bmp)	1.98	5.30	7.40	8.75
pH (s.u.)	6.77	6.69	6.72	6.82
Conductivity (mS/cm) or (µmhos/cm) 1)	6.372	7.018	6.871	6.672
Temperature (°C)	10.32	8.27	8.17	8.94
DO (mg/L)	3.31	1.58	1.67	2.35 1.28 9.28
ORP (mV)	-54.5	-56.1	-58.3	-63.5
Turbidity (NTU)	66.0	>1,000	>1,000	>1,000

Remarks: Well Went Dry (Y) / (N), After approximetly ( ) Volumes removed.
Down Hole DO probe used for final reading *

Parameter	Container	No.	Preservative
VOCs	40ml Voa Vials	3	HCl

PID Reading: NA

Well Casing Volumes: Gal./Ft. (L/ft)

1/4" = 0.003 (0.01)	3/4"= 0.023 (0.087)	1 1/4" = 0.064	2" = 0.163	3" = 0.367	4" = 0.653
1/2" = 0.01 (0.039)	1"= 0.041 (0.154)	1 1/2" = 0.092	2-½" = 0.26	3-½" = 0.50	6" = 1.469

1) Circle one unit type

ARCADIS
Infrastructure, environment, facilities

Water Sampling Log

Project No. NJ001047.0001.00101

Project: LMC Utica

Date: 4/ 3 /13

Site Location: 525 French Road, Utica, NY

Weather: P/c ~32° Highwds

Well No.: MW-21

Replicate No.: NA

Sampling Time: Begin 1715 End 1720

Sampling Personnel: D. Zuck/Chioma E

Purge Data

Measuring Point (describe)	TIC
Screen Setting (BLS)	See table
Sounded Well Depth (ft bmp)	14.35
Depth to Water (ft bmp)	2.52
Water Column in Well (ft)	11.83
Casing Diameter	2"
Gallons in Well	1.89
Gallons Purged Prior to Sampling	~5.7
Evacuation Method	Bailer
Sampling Method	Bailer
Pump Intake Setting (ft bmp)	NA
Pumping Rate (gpm)	NA
Purge Time	Begin 1645 End 1712

Field Parameters

Color	Med Brown
Odor	None
Appearance	V. turbid

	I	1V	2V	3V
Time	1645	1652	1701	1712
DTW (ft bmp)	2.52	5.91	3.96	5.35
pH (s.u.)	7.81	7.87	7.68	7.81
Conductivity (mS/cm) or (µmhos/cm) 1)	3.235	2.961	3.158	4.104
Temperature (°C)	5.27	4.58	5.48	5.06
DO (mg/L)	1.26	1.71	1.72	1.89 ★(0.57)
ORP (mV)	-83.9	-92.7	-92.7	-85.6
Turbidity (NTU)	107	>1000	>1000	>1000

Remarks: Well Went Dry (Y) / (N), After approximetly (—) Volumes removed.

★ Down Hole DO probe used for final reading

Parameter	Container	No.	Preservative
VOCs	40ml Voa Vials	3	HCl

PID Reading: NA

Well Casing Volumes: Gal./Ft. (L/ft)

1/4" = 0.003 (0.01)	3/4"= 0.023 (0.087)	1 1/4" = 0.064	2" = 0.163	3" = 0.367	4" = 0.653
1/2" = 0.01 (0.039)	1"= 0.041 (0.154)	1 1/2" = 0.092	2-½" = 0.26	3-½" = 0.50	6" = 1.469

1) Circle one unit type

ARCADIS
Infrastructure, environment, facilities

Water Sampling Log

Project: LMC Utica | Project No.: NJ001047.0001.00101
Site Location: 525 French Road, Utica, NY | Date: 4/ 4 /13
Well No.: PZ-5 | Replicate No.: NA | Weather: Indoors

Sampling Personnel: D. Zuck/Chioma E | Sampling Time: Begin 1445 End 1450

Purge Data

Measuring Point (describe)	TIC
Screen Setting (BLS)	See table
Sounded Well Depth (ft bmp)	10.78
Depth to Water (ft bmp)	9.78
Water Column in Well (ft)	~~10.78~~ 1'
Casing Diameter	1" ID
Gallons in Well	0.041
Gallons Purged Prior to Sampling	300mL
Evacuation Method	Bailer
Sampling Method	Bailer
Pump Intake Setting (ft bmp)	NA
Pumping Rate (gpm)	NA
Purge Time	Begin 1435 End 1445

Field Parameters

Color	Lt Gray
Odor	Strong Bio-like odor
Appearance	Slt-turbidity

	I	1V	2V	3V
Time	1435			
DTW (ft bmp)	9.78			
pH (s.u.)	8.44			
Conductivity (mS/cm) or (µmhos/cm) 1)	815			
Temperature (°C)	19.15			
DO (mg/L)	*2.45 NA			
ORP (mV)	92.4			
Turbidity (NTU)	134			

Remarks: Well Went Dry (Y) / (N), After approximetly (1) Volumes removed.
*Down Hole DO probe used for final reading

Parameter	Container	No.	Preservative
VOCs	40ml Voa Vials	3	HCl

PID Reading: NA

Well Casing Volumes: Gal./Ft. (L/ft)

1/4" = 0.003 (0.01)	3/4"= 0.023 (0.087)	1 1/4" = 0.064	2" = 0.163	3" = 0.367	4" = 0.653
1/2" = 0.01 (0.039)	1"= 0.041 (0.154)	1 1/2" = 0.092	2-½" = 0.26	3-½" = 0.50	6" = 1.469

1) Circle one unit type

ARCADIS
Infrastructure, environment, facilities

Water Sampling Log

Project: LMC Utica
Project No.: NJ001047.0001.00101
Site Location: 525 French Road, Utica, NY
Date: 4/ 4 /13
Well No.: PZ-6
Replicate No.: NA
Weather: NA

Sampling Personnel: D. Zuck/Chioma E
Sampling Time: Begin 1520 End 1525

Purge Data

Measuring Point (describe): TIC
Screen Setting (BLS): See table
Sounded Well Depth (ft bmp): 10.43
Depth to Water (ft bmp): 9.44
Water Column in Well (ft): 0.99'
Casing Diameter: 1" ID
Gallons in Well: 0.04
Gallons Purged
Prior to Sampling: 1 V
Evacuation Method: Bailer
Sampling Method: Bailer
Pump Intake
Setting (ft bmp): NA
Pumping Rate (gpm): NA
Purge Time: Begin 1510 End 1520

Field Parameters

Color: Reddish Brown
Odor: Slight
Appearance: Slt. turb.

	I	1V	2V	3V
Time	1510			
DTW (ft bmp)	9.44			
pH (s.u.)	8.10			
Conductivity (mS/cm) or	1.573			
(µmhos/cm) 1)	—			
Temperature (°C)	20.58			
DO (mg/L)	1.10			
ORP (mV)	16.1			
Turbidity (NTU)	83			

Remarks: Well Went Dry (Y / N), After approximetly (1 V) Volumes removed.
Down Hole DO probe used for final reading

Parameter	Container	No.	Preservative
VOCs	40ml Voa Vials	3	HCl

PID Reading: NA

Well Casing Volumes: Gal./Ft. (L/ft)

1/4" = 0.003 (0.01)	3/4"= 0.023 (0.087)	1¼" = 0.064	2" = 0.163	3" = 0.367	4" = 0.653
1/2" = 0.01 (0.039)	1"= 0.041 (0.154)	1½" = 0.092	2-½" = 0.26	3-½" = 0.50	6" = 1.469

1) Circle one unit type

ARCADIS
Infrastructure, environment, facilities

Water Sampling Log

Project: LMC Utica | Project No.: NJ001047.0001.00101
Site Location: 525 French Road, Utica, NY | Date: 4/ 4 /13
Well No.: PZ-7 | Replicate No.: NA | Weather: Indoors

Sampling Personnel: D. Zuck/Chioma E | Sampling Time: Begin 1700 End 1710

Purge Data

Measuring Point (describe)	TIC
Screen Setting (BLS)	See table
Sounded Well Depth (ft bmp)	10.48
Depth to Water (ft bmp)	9.09
Water Column in Well (ft)	1 "IDF
Casing Diameter	1.39
Gallons in Well	0.056
Gallons Purged	
Prior to Sampling	1 V
Evacuation Method	Bailer
Sampling Method	Bailer
Pump Intake	
Setting (ft bmp)	NA
Pumping Rate (gpm)	NA
Purge Time	Begin 1650 End 1700

Field Parameters

Color	Orange Brown
Odor	None
Appearance	Turbid

	I	1V	2V	3V
Time	1650			
DTW (ft bmp)	9.09			
pH (s.u.)	7.27			
Conductivity (mS/cm) or	1.091			
(µmhos/cm) 1)	—			
Temperature (°C)	21.8			
DO (mg/L)	*1.46			
ORP (mV)	-31.0			
Turbidity (NTU)	>1000			

Remarks: Well Went Dry (Y) / (N), After approximetly (1.0) Volumes removed.
* Down Hole DO probe used for final reading

Parameter	Container	No.	Preservative
VOCs	40ml Voa Vials	3	HCl

PID Reading: NA

Well Casing Volumes: Gal./Ft. (L/ft)

1/4" = 0.003 (0.01)	3/4"= 0.023 (0.087)	1 1/4" = 0.064	2" = 0.163	3" = 0.367	4" = 0.653
1/2" = 0.01 (0.039)	1"= 0.041 (0.154)	1 1/2" = 0.092	2-½" = 0.26	3-½" = 0.50	6" = 1.469

1) Circle one unit type

ARCADIS
Infrastructure, environment, facilities

Water Sampling Log

Project: LMC Utica | Project No.: NJ001047.0001.00101
Site Location: 525 French Road, Utica, NY | Date: 4/ 4 /13
Well No.: PZ-8 | Replicate No.: NA | Weather: Fabors

Sampling Personnel: D. Zuck/Chioma E | Sampling Time: Begin 1420 | End 1430

Purge Data

Measuring Point (describe)	TIC
Screen Setting (BLS)	See table
Sounded Well Depth (ft bmp)	9.84
Depth to Water (ft bmp)	9.65
Water Column in Well (ft)	0.19
Casing Diameter	1.0 ID"
Gallons in Well	0.007
Gallons Purged Prior to Sampling	NA
Evacuation Method	Bailer
Sampling Method	Bailer
Pump Intake Setting (ft bmp)	NA
Pumping Rate (gpm)	NA
Purge Time	Begin 1420 End 1430

Field Parameters

Color	Orange Brown
Odor	Slight Bio line
Appearance	turbid.

	1	1V	2V	3V
Time	(1) NA			
DTW (ft bmp)				
pH (s.u.)				
Conductivity (mS/cm) or (µmhos/cm) 1)				
Temperature (°C)				
DO (mg/L)				
ORP (mV)				
Turbidity (NTU)				

Remarks: Well Went Dry (Y) / (N), After approximetly ( ) Volumes removed.
Down Hole DO probe used for final reading
(1) well Has very low volume + extremely low Recharge, sample only Collected.

Parameter	Container	No.	Preservative
VOCs	40ml Voa Vials	1	HCl

PID Reading: NA

Well Casing Volumes: Gal./Ft. (L/ft)

1/4" = 0.003 (0.01)	3/4"= 0.023 (0.087)	1 1/4" = 0.064	2" = 0.163	3" = 0.367	4" = 0.653
1/2" = 0.01 (0.039)	1"= 0.041 (0.154)	1 1/2" = 0.092	2-½" = 0.26	3-½" = 0.50	6" = 1.469

1) Circle one unit type

ARCADIS
Infrastructure, environment, facilities

Water Sampling Log

Project: LMC Utica | Project No.: NJ001047.0001.00101
Site Location: 525 French Road, Utica, NY | Date: 4/04/13
Well No.: PZ-11R | Replicate No.: NA | Weather: 50's Sunny
Sampling Personnel: D. Zuck/Chioma E | Sampling Time: Begin 17:55 End 18:00

Purge Data

Measuring Point (describe)	TIC
Screen Setting (BLS)	See table
Sounded Well Depth (ft bmp)	9.68 + .27 = 9.95
Depth to Water (ft bmp)	8.43
Water Column in Well (ft)	1.52
Casing Diameter	1"
Gallons in Well	.06
Gallons Purged Prior to Sampling	~~1.8~~ 0.1
Evacuation Method	Bailer
Sampling Method	Bailer
Pump Intake Setting (ft bmp)	NA
Pumping Rate (gpm)	NA
Purge Time	Begin 14:21 End 14:35

Field Parameters

Color	Brown			
Odor	slight			
Appearance	turbid			
	1	1V	~~2V~~	~~3V~~ Sample
Time	14.21	14:29		17.50
DTW (ft bmp)	8.43	9.17		9.42
pH (s.u.)	7.24	7.12		
Conductivity (mS/cm) or (µmhos/cm) 1)	6.526	6.129		
Temperature (°C)	10.43	10.32		
DO (mg/L)	2.76	4.56		* 8.82 7.2°C
ORP (mV)	45.5	44.5		
Turbidity (NTU)	328	71,000		

Remarks: Well Went Dry (Y) / (N), After approximetly (1.5) Volumes removed.
Down Hole DO probe used for final reading*
not enough Volume for Sample parameter only down hole reading

Parameter	Container	No.	Preservative
VOCs	40ml Voa Vials	3	HCl

PID Reading: NA

Well Casing Volumes: Gal./Ft. (L/ft)

1/4" = 0.003 (0.01)	3/4"= 0.023 (0.087)	1 1/4" = 0.064	2" = 0.163	3" = 0.367	4" = 0.653
1/2" = 0.01 (0.039)	1"= 0.041 (0.154)	1 1/2" = 0.092	2-½" = 0.26	3-½" = 0.50	6" = 1.469

1) Circle one unit type

ARCADIS
Infrastructure, environment, facilities

Water Sampling Log

Project: LMC Utica | Project No.: NJ001047.0001.00101
Site Location: 525 French Road, Utica, NY | Date: 4/04/13
Well No.: PZ-13R | Replicate No.: NA | Weather: 50's Sunny
Sampling Personnel: D. Zuck/Chioma E | Sampling Time: Begin 17:55 End 18:00

Purge Data

Measuring Point (describe): TIC
Screen Setting (BLS): See table
Sounded Well Depth (ft bmp): 9.68 + .27 = 9.95
Depth to Water (ft bmp): 8.05
Water Column in Well (ft): 1.9
Casing Diameter: ~~2.08~~ 1"
Gallons in Well: .08
Gallons Purged Prior to Sampling: .08
Evacuation Method: Bailer
Sampling Method: Bailer
Pump Intake Setting (ft bmp): NA
Pumping Rate (gpm): NA
Purge Time: Begin 15:10 End

Field Parameters

Color: Brown
Odor: Slight
Appearance: turbid

	1	1V	-2V-	3V Sample (A)
Time	15:10	15:32		~~17:50~~ 18:10
DTW (ft bmp)	8.05	9.08		~~9.42~~ 8.05
pH (s.u.)	~~7.06~~ CE	7.19		
Conductivity (mS/cm) or (µmhos/cm) 1)	6.414	6.226		
Temperature (°C)	11.73	12.99		
DO (mg/L)	2.87	5.30		*3.52 7.9°C
ORP (mV)	-70.5	8.1		
Turbidity (NTU)	35.9	641		

Remarks: Well Went Dry (Y) / (N), After approximetly (1.1) Volumes removed.
Down Hole DO probe used for final reading *
(A) Not enough value for sample parameter only Down Hole Reading

Parameter	Container	No.	Preservative
VOCs	40ml Voa Vials	3	HCl

PID Reading: NA

Well Casing Volumes: Gal./Ft. (L/ft)

1/4" = 0.003 (0.01)	3/4"= 0.023 (0.087)	1 1/4" = 0.064	2" = 0.163	3" = 0.367	4" = 0.653
1/2" = 0.01 (0.039)	1"= 0.041 (0.154)	1 1/2" = 0.092	2-½" = 0.26	3-½" = 0.50	6" = 1.469

1) Circle one unit type

Chain of Custody Record

TestAmerica
THE LEADER IN ENVIRONMENTAL TESTING

Client Information

Client Contact: Jeffrey Bonsteel
Company: ARCADIS U.S. Inc
Address: 155 Route 146 Suite 210
City: Clifton Park
State, Zip: NY, 12065
Phone: 518-452-7826(Tel) 518-452-4398(Fax)
Email: jeffrey.bonsteel@arcadis-us.com
Project Name: Lockheed Martin Corporation/Arcadis - LM Event Desc: Locheed
Site: New York

Sampler: Daniel Zuck
Phone: 516-369-2741

Lab PM: Fox, Candace
E-Mail: candace.fox@testamericainc.com

Carrier Tracking No(s):

COC No: 480-34386-8774.1
Page: Page 1 of 2
Job #:

Due Date Requested:
TAT Requested (days): 2 wk TAT
PO #: 47.1.101 NJ001046.0001
WO #:
Project #: 48002828
SSOW#:

Analysis Requested

Preservation Codes:

A - HCL, B - NaOH, C - Zn Acetate, D - Nitric Acid, E - NaHSO4, F - MeOH, G - Amchlor, H - Ascorbic Acid, I - Ice, J - DI Water, K - EDTA, L - EDA
M - Hexane, N - None, O - AsNaO2, P - Na2O4S, Q - Na2SO3, R - Na2S2SO3, S - H2SO4, T - TSP Dodecahydrate, U - Acetone, V - MCAA, W - ph 4-5, Z - other (specify)

Other:

Sample Identification	Sample Date	Sample Time	Sample Type (C=comp, G=grab)	Matrix (W=water, S=solid, O=waste/oil, BT=Tissue, A=Air)	Field Filtered Sample (Yes or No)	Perform MS/MSD (Yes or No)	8260B - 8260 Volatiles	8260B - (MOD) Local Method	Total Number of containers	Special Instructions/Note:
			Preservation Code:				A	A		
MW-1	4/3/13	1445		Water			X	X	3	
MW-3	4/4/13	1715		Water			X	X	3	
MW-5	4/4/13	1805		Water			X	X	3	
MW-13S	4/4/13	1750		Water			X	X	3	
MW-18	4/3/13	1512		Water			X	X	3	
MW-20	4/4/13	1208		Water			X	X	3	
MW-21	4/3/13	1715		Water			X	X	3	
PZ-5	4/4/13	1445		Water			X	X	3	
PZ-6	↓	1520		Water			X	X	3	
PZ-7	↓	1700		Water			X	X	3	
PZ-8	↓	1420		Water			X	X	1	Check previous Results

Possible Hazard Identification
☒ Non-Hazard ☐ Flammable ☐ Skin Irritant ☐ Poison B ☐ Unknown ☐ Radiological

Sample Disposal (A fee may be assessed if samples are retained longer than 1 month)
☐ Return To Client ☒ Disposal By Lab ☐ Archive For _____ Months

Deliverable Requested: I, II, III, IV, Other (specify)

Special Instructions/QC Requirements:

Empty Kit Relinquished by: Date: Time: Method of Shipment:

Relinquished by:	Date/Time:	Company	Received by:	Date/Time:	Company
[signature]	4/5/13 1430	Arcadis	[signature]	4-5-13, 14:30	SGR

Custody Seals Intact: Δ Yes Δ No
Custody Seal No.:
Cooler Temperature(s) °C and Other Remarks:

ARCADIS
Infrastructure, environment, facilities

Water Sampling Log

Project: LMC Utica | Project No.: NJ001047.0001.00103
Site Location: 525 French Road, Utica, NY | Date: 10/ 2 /13
Well No.: A1-PZ-2 | Replicate No.: NA | Weather: PC ~74°F
Sampling Personnel: D. Zuck | Sampling Time: Begin 10/4/13 1350 | End 10/4/13 1355

Purge Data

Measuring Point (describe)	TIC
Screen Setting (BLS)	See table
Sounded Well Depth (ft bmp)	12.05
Depth to Water (ft bmp)	2.19
Water Column in Well (ft)	~10'
Casing Diameter	1" = 0.041
Gallons in Well	0.41 3V = 1.2 gal
Gallons Purged Prior to Sampling	~0.6 gal
Evacuation Method	Peristaltic
Sampling Method	Peristaltic
Pump Intake Setting (ft bmp)	Adjusted to Below WL
Pumping Rate (gpm)	200 ml/min
Purge Time	Begin 1420 End 1436

Field Parameters

Color	Lt Brownish Gray
Odor	None
Appearance	turbid

	I	1V	2V	Sample ~~3V~~
Time	1422	1430	1435	1350
DTW (ft bmp)	02.19	/	/	2.55
pH (s.u.)	7.86	7.84	7.85	7.76
Conductivity (mS/cm) or (µmhos/cm) 1)	0.496	0.500	0.512	0.514
Temperature (°C)	21.73	21.81	21.83	*21.5
DO (mg/L)	0.11	0.11	0.10	*0.19
ORP (mV)	-167.1	-166.5	-178.5	-27.7
Turbidity (NTU)	>1000	>1000	>1000	>1000

Remarks: Well Went Dry (Y) / (N), After approximetly (2) Volumes removed.
*Down Hole DO probe used for final reading
Well Dry @ 1436

Parameter	Container	No.	Preservative
VOCs	40 ml VOAs	3	HCl

PID Reading: NA

Well Casing Volumes: Gal./Ft. (L/ft)

1/4" = 0.003 (0.01)	3/4" = 0.023 (0.087)	1 1/4" = 0.064	2" = 0.163	3" = 0.367	4" = 0.653
1/2" = 0.01 (0.039)	1" = 0.041 (0.154)	1 1/2" = 0.092	2-½" = 0.26	3-½" = 0.50	6" = 1.469

1) Circle one unit type

ARCADIS
Infrastructure, environment, facilities

Water Sampling Log

Project: LMC Utica | Project No.: NJ001047.0001.00103
Site Location: 525 French Road, Utica, NY | Date: 10/ 4 /13
Well No.: A2-PZ-1 | Replicate No.: NA | Weather: Overcast Lt Rain ~62°F

Sampling Personnel: D. Zuck | Sampling Time: Begin 1221 End 1225

Purge Data

Measuring Point (describe)	TOC
Screen Setting (BLS)	see table
Sounded Well Depth (ft bmp)	14.80
Depth to Water (ft bmp)	4.43
Water Column in Well (ft)	10.37
Casing Diameter	1"
Gallons in Well	0.42
Gallons Purged Prior to Sampling	~1.27
Evacuation Method	Peristaltic
Sampling Method	Peristaltic
Pump Intake Setting (ft bmp)	Variable
Pumping Rate (gpm)	~400mL/min
Purge Time	Begin 1205 End 1221

Field Parameters

Color	Lt Gray
Odor	Stagnant Lake odor
Appearance	turbid

	I	1V	2V	3V
Time	1205	1211	1216	1221
DTW (ft bmp)	4.43	/	/	/
pH (s.u.)	7.09	7.05	7.07	7.09
Conductivity (mS/cm) or	1.150	0.843	0.848	0.931
(µmhos/cm) 1)				
Temperature (°C)	15.01	15.43	15.44	15.34
DO (mg/L)	2.80	0.35	0.34	0.49
ORP (mV)	-93.1	-99.6	-112.8	-111.1
Turbidity (NTU)	116	59.7	55.4	702

Remarks: Well Went Dry (Y) / (N), After approximetly (NA) Volumes removed.
Down Hole DO probe used for final reading

Parameter	Container	No.	Preservative
VOCs	40 ml VOAs	3	HCl

PID Reading: NA

Well Casing Volumes: Gal./Ft. (L/ft)

1/4" = 0.003 (0.01)	3/4"= 0.023 (0.087)	1 1/4" = 0.064	2" = 0.163	3" = 0.367	4" = 0.653
1/2" = 0.01 (0.039)	1"= 0.041 (0.154)	1 1/2" = 0.092	2-½" = 0.26	3-½" = 0.50	6" = 1.469

1) Circle one unit type

ARCADIS
Infrastructure, environment, facilities

Water Sampling Log

Project: LMC Utica
Project No.: NJ001047.0001.00103
Site Location: 525 French Road, Utica, NY
Date: 10/ 4 /13
Well No.: A2-PZ-2
Replicate No.: NA
Weather: Overcast Lt Rain ~62°F
Sampling Personnel: D. Zak
Sampling Time: Begin 1155 End 1200

Purge Data

Measuring Point (describe)	TIC
Screen Setting (BLS)	See table
Sounded Well Depth (ft bmp)	14.79
Depth to Water (ft bmp)	6.63
Water Column in Well (ft)	8.16
Casing Diameter	1"
Gallons in Well	0.33
Gallons Purged Prior to Sampling	~1 gal
Evacuation Method	Peristaltic
Sampling Method	Peristaltic
Pump Intake Setting (ft bmp)	Variable
Pumping Rate (gpm)	400 mL/min
Purge Time	Begin 1135 End 1154

Field Parameters

Color: Lt Gray
Odor: None
Appearance: V. Turbid

	I	1V	2V	3V
Time	1135	1141	1146	1154
DTW (ft bmp)	6.63	—	—	—
pH (s.u.)	7.12	7.01	7.16	7.14
Conductivity (mS/cm) or	1.173	0.974	1.037	1.023
(µmhos/cm) 1)				
Temperature (°C)	16.52	16.57	15.42	15.47
DO (mg/L)	1.56	1.10	0.75	2.17
ORP (mV)	67.9	40.0	-64.7	-53.6
Turbidity (NTU)	71000	74.4	>1000	>1000

Remarks: Well Went Dry (Y) / (N), After approximetly (3) Volumes removed.
Down Hole DO probe used for final reading

Parameter	Container	No.	Preservative
VOCs	40 ml VOAs	3	HCl

PID Reading: NA

Well Casing Volumes: Gal./Ft. (L/ft)

1/4" = 0.003 (0.01)	3/4"= 0.023 (0.087)	1 1/4" = 0.064	2" = 0.163	3" = 0.367	4" = 0.653
1/2" = 0.01 (0.039)	1"= 0.041 (0.154)	1 1/2" = 0.092	2-½" = 0.26	3-½" = 0.50	6" = 1.469

1) Circle one unit type

ARCADIS
Infrastructure, environment, facilities

Low-Flow Groundwater Sampling Log

Project: LMC Utica
Project Number: NJ001047.0001.00103
Site Location: 525 French Rd
Well ID: MW-1
Date: 10/3/13
Sampled By: D. Zuck
Sampling Time: 1615
Recorded By: D.Zuck
Weather: P/C ~72°F
Coded Replicate No.: MS/MSD

Instrument Identification: Meter(s) Model: YSI 556 MPS Serial #: 13A 100071

Casing Material: PVC
Casing Diameter: 4"
Sounded Depth (ft bmp): 17.32
Depth to Water (ft bmp): 8.92
Well Volume (Gal): ~~[illegible]~~ 5.5 gal

Purge Method: Geopump
Screen Interval (ft bmp): Top See table Bottom See table
Pump Intake Depth (ft bmp): Initial ~13 Final ~13
Purge Time: Start 1515 Finish 1615

Field Parameter Measurements During Purging

Time	Minutes Elasped	Flow Rate (mL/min)	Volume Purged	Temp (°C)	pH (s.u.)	Conductivity (umhos or mS/cm)[1]	ORP (mV)	DO (mg/L)	Turbidity (NTU)	Depth to Water (ft bmp)	Notes
1515	0	200	0	/	/	/	/	/	3	8.92	
1520	5	200	/	17.57	7.35	1.505	-2.9	0.41	/	9.10	
1525	10	200	/	17.67	7.32	1.470	-0.2	0.30	/	9.18	
1530	15	200	~2L	17.69	7.29	1.433	10.0	0.28	0.5	/	
1535	20	200	/	17.62	7.24	1.374	17.5	0.26	/	/	
1540	25	200	/	17.66	7.23	1.344	18.8	0.25	/	/	
1545	30	200	~4	17.65	1.319	7.22	20.1	0.23	0.5	9.37	
1550	35	200	/	17.62	7.18	1.259	27.4	0.28	/	/	
1555	40	200	/	17.62	7.17	1.217	29.9	0.40	/	/	
1600	45	200	~6	17.72	7.13	1.083	29.2	0.76	/	/	
1605	50	200	/	17.65	7.11	1.029	45.4	0.99	2	9.65	
1610	55	200	/	17.57	7.11	1.017	46.9	1.02	1.5	9.72	
1615	60	200	~8	17.64	7.10	0.983	50.7	1.06	1.5	9.78	

Collected Sample @ 1615

Collected Sample Condition: Color None Odor None Appearance Clear

Parameter	Container	No. Collected	Preservative
VOCs	40 ml Vials	4	HCl

Comments

1) Circle one unit type

ARCADIS
Infrastructure, environment, facilities

Water Sampling Log

Project: LMC Utica | Project No.: NJ001047.0001.00103
Site Location: 525 French Road, Utica, NY | Date: 10/ 3 /13
Well No.: MW-2 | Replicate No.: NA | Weather: P/C ~73°F

Sampling Personnel: D. Zuck | Sampling Time: Begin 1628 | End 1630

Purge Data

Measuring Point (describe)	TIC
Screen Setting (BLS)	Seetable
Sounded Well Depth (ft bmp)	16.19
Depth to Water (ft bmp)	6.25
Water Column in Well (ft)	9.94
Casing Diameter	4"
Gallons in Well	6.49
Gallons Purged Prior to Sampling	~19.5
Evacuation Method	Bailer
Sampling Method	Bailer
Pump Intake Setting (ft bmp)	NA
Pumping Rate (gpm)	NA
Purge Time	Begin 1533 End 1628

Field Parameters

Color	Lt Brown
Odor	None
Appearance	Slt. Twb.

	I	1V	2V	3V
Time	1533	1547	1559	1628
DTW (ft bmp)	6.25	—	—	
pH (s.u.)	7.27	7.65	7.64	7.61
Conductivity (mS/cm) or	1.556	1.730	1.755	1.715
(µmhos/cm) [1]	—	—	—	—
Temperature (°C)	18.43	18.04	18.10	*18.0
DO (mg/L)	0.77	1.31	1.66	*0.18
ORP (mV)	25.0	-48.1	-47.0	-52.9
Turbidity (NTU)	7/000	56.7	21	18

Remarks: Well Went Dry (Y) / (N) After approximetly (NA) Volumes removed.
* Down Hole DO probe used for final reading

Parameter	Container	No.	Preservative
VOCs	40 ml VOAs	3	HCl

PID Reading: NA

Well Casing Volumes: Gal./Ft. (L/ft)

1/4" = 0.003 (0.01)	3/4"= 0.023 (0.087)	1 1/4" = 0.064	2" = 0.163	3" = 0.367	4" = 0.653
1/2" = 0.01 (0.039)	1"= 0.041 (0.154)	1 1/2" = 0.092	2-½" = 0.26	3-½" = 0.50	6" = 1.469

1) Circle one unit type

ARCADIS
Infrastructure, environment, facilities

Low-Flow Groundwater Sampling Log

Project: LMC Utica
Project Number: NJ001047.0001.00103
Site Location: 525 French Rd
Well ID: MW-3
Date: 10/3/13
Sampled By: D. Zuck
Sampling Time: 1725
Recorded By: D.Zuck
Weather: P/C ~72°F
Coded Replicate No.: DUP-2-100313
Instrument Identification:
Meter(s) Model: YSI 556 MPS
Serial #: 13A100071

Casing Material: PVC
Casing Diameter: 2"
Sounded Depth (ft bmp): 15.03
Depth to Water (ft bmp): 11.35
Well Volume (Gal): ~0.6

Purge Method: Geopump
Screen Interval (ft bmp): Top See table Bottom See table
Pump Intake Depth (ft bmp): Initial ~13 Final ~13
Purge Time: Start 1625 Finish 1725

Field Parameter Measurements During Purging

Time	Minutes Elasped	Flow Rate (mL/min)	Volume Purged	Temp (°C)	pH (s.u.)	Conductivity (umhos or mS/cm) [1]	ORP (mV)	DO (mg/L)	Turbidity (NTU)	Depth to Water (ft bmp)	Notes
1625	0	150	0	/	/	/	/	/	4	11.35	
1630	5	150	/	17.92	7.13	1.179	67.5	1.97	4	/	
1635	10	150	/	17.89	7.11	1.244	65.1	0.83	/	/	
1640	15	150	1.5	17.94	7.11	1.306	63.7	0.66	2	12.82	
1645	20	150	/	17.91	7.11	1.367	62.4	0.56	/	/	
1650	25	150	/	17.88	7.12	1.398	61.2	0.50	/	/	
1655	30	150	~3	17.82	7.12	1.430	60.1	0.43	0.6	11.94	
1700	35	150	/	17.77	7.13	1.456	58.6	0.38	0.4	11.97	
1705	40	150	/	17.76	7.13	1.458	58.5	0.35	/	/	
1710	45	150	~4.5	17.73	7.13	1.460	58.9	0.32	/	/	
1715	50	150	/	17.65	7.14	1.457	59.6	0.34	0.2	12.10	
1720	55	150	/	17.61	7.14	1.452	62.5	0.32	0.0	12.10	
1725	60	150	~6	17.64	7.15	1.455	62.7	0.33	0.0	12.10	

Collect sample @ 1725

Collected Sample Condition: Color None Odor None Appearance Clear

Parameter	Container	No. Collected	Preservative
VOCs	40 ml Vials	6	HCl

Comments

1) Circle one unit type

ARCADIS
Infrastructure, environment, facilities

Water Sampling Log

Project: LMC Utica | Project No.: NJ001047.0001.00103
Site Location: 525 French Road, Utica, NY | Date: 10/ 3 /13
Well No.: MW-4 | Replicate No.: NA | Weather: P/C ~73°F

Sampling Personnel: D. Zuck | Sampling Time: Begin 1724 | End 1725

Purge Data

Measuring Point (describe)	TIC
Screen Setting (BLS)	See table
Sounded Well Depth (ft bmp)	14.56
Depth to Water (ft bmp)	11.61
Water Column in Well (ft)	2.95
Casing Diameter	2"
Gallons in Well	0.47
Gallons Purged Prior to Sampling	~1.5
Evacuation Method	Bailer
Sampling Method	Bailer
Pump Intake Setting (ft bmp)	NA
Pumping Rate (gpm)	NA
Purge Time	Begin 1706 End 1724

Field Parameters

Color	Orange Brown
Odor	None
Appearance	Turbid

	I	1V	2V	3V
Time	1706	1713	1719	1724
DTW (ft bmp)	11.61	/	/	13.00
pH (s.u.)	7.31	7.31	7.32	7.26
Conductivity (mS/cm) or (µmhos/cm) 1)	1.556	1.545	1.544	1.544
Temperature (°C)	18.65	18.43	18.19	* 18.1
DO (mg/L)	2.11	1.26	1.65	* 2.19 (5.91)
ORP (mV)	-0.4	-6.9	-10.6	-12.7
Turbidity (NTU)	4.4	18.2	73.4	146

Remarks: Well Went Dry (Y) / (N), After approximetly (NA) Volumes removed.
* Down Hole DO probe used for final reading

Parameter	Container	No.	Preservative
VOCs	40 ml VOAs	3	HCl

PID Reading: NA

Well Casing Volumes: Gal./Ft. (L/ft)

1/4" = 0.003 (0.01)	3/4"= 0.023 (0.087)	1 1/4" = 0.064	2" = 0.163	3" = 0.367	4" = 0.653
1/2" = 0.01 (0.039)	1"= 0.041 (0.154)	1 1/2" = 0.092	2-½" = 0.26	3-½" = 0.50	6" = 1.469

1) Circle one unit type

ARCADIS
Infrastructure, environment, facilities

Water Sampling Log

Project: LMC Utica | Project No.: NJ001047.0001.00103
Site Location: 525 French Road, Utica, NY | Date: 10/ 2 /13
Well No.: MW-5 | Replicate No.: NA | Weather: P/c ~73°F

Sampling Personnel: D. Buck | Sampling Time: Begin 1510 | End 1515

Purge Data

Measuring Point (describe)	TIC
Screen Setting (BLS)	See table
Sounded Well Depth (ft bmp)	6.07
Depth to Water (ft bmp)	5.18
Water Column in Well (ft)	0.89
Casing Diameter	2"
Gallons in Well	~0.15
Gallons Purged	
Prior to Sampling	~0.5 gal
Evacuation Method	Bailer
Sampling Method	Bailer
Pump Intake	
Setting (ft bmp)	NA
Pumping Rate (gpm)	NA
Purge Time	Begin 1450 End 1510

Field Parameters

Color	Dark Gray
Odor	None
Appearance	turbid

	I	1V	2V	3V
Time	1450	1456	1502	1510
DTW (ft bmp)	5.18	/	/	6.10
pH (s.u.)	7.29	7.31	7.22	7.42
Conductivity (mS/cm) or (µmhos/cm) 1)	6.717	5.402	6.667	6.862
Temperature (°C)	23.60	23.21	22.54	22.54 (*21.7)
DO (mg/L)	2.09	1.70	1.68	*1.54
ORP (mV)	-95.1	-191.6	-90.8	-21.8
Turbidity (NTU)	>1000	>1000	>1000	>1000

Remarks: Well Went Dry (Y) / (N) After approximetly (—) Volumes removed.
* Down Hole DO probe used for final reading
Note: ~~Tot~~ total Depth increased to 6.38' BMP During Bailing; Collected Samples effervescent in Bottles During/Following Sample

Parameter	Container	No.	Preservative
VOCs	40 ml VOAs	3	HCl

PID Reading: NA

Well Casing Volumes: Gal./Ft. (L/ft)

1/4" = 0.003 (0.01)	3/4"= 0.023 (0.087)	1 1/4" = 0.064	2" = 0.163	3" = 0.367	4" = 0.653
1/2" = 0.01 (0.039)	1"= 0.041 (0.154)	1 1/2" = 0.092	2-½" = 0.26	3-½" = 0.50	6" = 1.469

1) Circle one unit type

ARCADIS
Infrastructure, environment, facilities

Low-Flow Groundwater Sampling Log

Project: LMC Utica
Project Number: NJ001047.0001.00103
Site Location: 525 French Rd
Well ID: MW-10
Date: 10/3/13
Sampled By: D-Zuck
Sampling Time: 1500
Recorded By: D.Zuck
Weather: P/C ~73°F
Coded Replicate No.: DUP-100313

Instrument Identification: Meter(s) Model: YSI 556 MPS Serial #: 13A100071 (Pine Env.)

Casing Material: PVC
Casing Diameter: 2"
Sounded Depth (ft bmp): 12.53
Depth to Water (ft bmp): 5.73
Well Volume (Gal): 1.1

Purge Method: Geopump
Screen Interval (ft bmp): Top see table Bottom see table
Pump Intake Depth (ft bmp): Initial 8.5' Final 8.5
Purge Time: Start 1355 Finish 1500

Field Parameter Measurements During Purging

Time	Minutes Elasped	Flow Rate (mL/min)	Volume Purged	Temp (°C)	pH (s.u.)	Conductivity (umhos or mS/cm) [1]	ORP (mV)	DO (mg/L)	Turbidity (NTU)	Depth to Water (ft bmp)	Notes
1355	0	200	NA	19.36	7.48	7.881	-155.8	1.04	>1000	5.73	
1400	5	200	~1L	19.40	7.35	7.838	-153.1	0.27	42.5	5.75	
1405	10	200	-	19.38	7.31	7.600	-135.7	0.21	/	5.76	
1410	15	200	-	19.40	7.29	7.090	-144.4	0.21	/	5.75	
1415	20	200	-	19.38	7.27	4.160	-124.8	0.40	60.8	5.75	
1420	25	200	~4	19.36	7.26	4.001	-118.3	0.44	/	5.75	
1425	30	200	—	19.36	7.28	3.111	-117.5	0.34	/	5.75	
1430	35	200	—	19.35	7.34	2.858	-131.7	0.27	17.6	5.75	
1435	40	200	—	19.35	7.36	2.822	-133.2	0.24	/	5.75	
1440	45	200	~6.5	19.37	7.39	2.815	-140.0	0.20	/	5.75	
1450	50	200	—	19.33	7.40	2.709	-123.4	0.17	7	5.75	
1455	55	200	—	19.32	7.43	2.656	-117.1	0.14	5	5.75	
1500	60	200	~10	19.27	7.44	2.634	-118.3	0.15	4	5.75	

Collected sample 1500

Collected Sample Condition: Color None Odor Slight Appearance Clear

Parameter	Container	No. Collected	Preservative
VOCs	40 ml Vials	6	HCl

Comments

1) Circle one unit type

ARCADIS
Infrastructure, environment, facilities

Water Sampling Log

Project: LMC Utica | Project No.: NJ001047.0001.00103

Site Location: 525 French Road, Utica, NY | Date: 10/ 2 /13

Well No.: MV-135 | Replicate No.: NA | Weather: P/c ~70°F

Sampling Personnel: D. Zuck | Sampling Time: Begin / | End /

Purge Data

Measuring Point (describe)	TIC
Screen Setting (BLS)	See table
Sounded Well Depth (ft bmp)	6.99
Depth to Water (ft bmp)	Dry
Water Column in Well (ft)	0
Casing Diameter	2"
Gallons in Well	NA
Gallons Purged Prior to Sampling	NA
Evacuation Method	NA
Sampling Method	NA
Pump Intake Setting (ft bmp)	NA
Pumping Rate (gpm)	NA
Purge Time	Begin 1740 End 1740

Field Parameters

Color	No Sample
Odor	
Appearance	

	I	1V	2V	3V
Time				
DTW (ft bmp)				
pH (s.u.)				
Conductivity (mS/cm) or (µmhos/cm) 1)				
Temperature (°C)				
DO (mg/L)				
ORP (mV)				
Turbidity (NTU)				

Remarks: Well Went Dry (Y) / (N), After approximetly (0) Volumes removed.
Down Hole DO probe used for final reading

Parameter	Container	No.	Preservative
VOCs	40 ml VOAs		HCl

PID Reading: NA

Well Casing Volumes: Gal./Ft. (L/ft)

1/4" = 0.003 (0.01)	3/4"= 0.023 (0.087)	1 1/4" = 0.064	2" = 0.163	3" = 0.367	4" = 0.653
1/2" = 0.01 (0.039)	1"= 0.041 (0.154)	1 1/2" = 0.092	2-½" = 0.26	3-½" = 0.50	6" = 1.469

1) Circle one unit type

ARCADIS
Infrastructure, environment, facilities

Water Sampling Log

Project: LMC Utica | Project No.: NJ001047.0001.00103
Site Location: 525 French Road, Utica, NY | Date: 10/ 3 /13
Well No.: MW-14BR | Replicate No.: NA | Weather: P/c ~ 65°F
Sampling Personnel: D. Zuck | Sampling Time: Begin 10/4/13 1030 | End 10/4/13 1035

Purge Data

Measuring Point (describe)	TIC
Screen Setting (BLS)	See table
Sounded Well Depth (ft bmp)	66.94
Depth to Water (ft bmp)	43.65
Water Column in Well (ft)	23.29
Casing Diameter	2"
Gallons in Well	3.73
Gallons Purged Prior to Sampling	~5 gal
Evacuation Method	Bailer
Sampling Method	Bailer
Pump Intake Setting (ft bmp)	NA
Pumping Rate (gpm)	NA
Purge Time	Begin 1107 End 1030 (10/4/13)

Field Parameters

Color	Orange
Odor	None
Appearance	turbid

	1	1V	2V	Sample 3V
Time	1107	1130	1147	1030
DTW (ft bmp)	43.65		66.19'	64.80'
pH (s.u.)	7.24	7.25		7.95
Conductivity (mS/cm) or	8.454	8.825		8.849
(µmhos/cm) 1)				
Temperature (°C)	13.66	14.60		14.67
DO (mg/L)	0.88	1.59		2.30
ORP (mV)	-148.4	-141.3		-40.5
Turbidity (NTU)	16.4	82.0	Recharge	54.0

Remarks: Well Went Dry (Y) / (N), After approximetly (1.5) Volumes removed. (5 gal)
Down Hole DO probe used for final reading NA Due to Depth.

Parameter	Container	No.	Preservative
VOCs	40 ml VOAs	3	HCl

PID Reading: NA

Well Casing Volumes: Gal./Ft. (L/ft)

1/4" = 0.003 (0.01)	3/4"= 0.023 (0.087)	1 1/4" = 0.064	2" = 0.163	3" = 0.367	4" = 0.653
1/2" = 0.01 (0.039)	1"= 0.041 (0.154)	1 1/2" = 0.092	2-½" = 0.26	3-½" = 0.50	6" = 1.469

1) Circle one unit type

ARCADIS
Infrastructure, environment, facilities

Water Sampling Log

Project: LMC Utica | Project No.: NJ001047.0001.00103
Site Location: 525 French Road, Utica, NY | Date: 10/ 4 /13
Well No.: MW-18 | Replicate No.: NA | Weather: overcast ~64°F
Sampling Personnel: D. Zak | Sampling Time: Begin 1256 End 1300

Purge Data

Measuring Point (describe)	TIC
Screen Setting (BLS)	See table
Sounded Well Depth (ft bmp)	14.45
Depth to Water (ft bmp)	3.28
Water Column in Well (ft)	11.17
Casing Diameter	2"
Gallons in Well	1.78
Gallons Purged Prior to Sampling	5.36
Evacuation Method	Bailer
Sampling Method	Bailer
Pump Intake Setting (ft bmp)	NA
Pumping Rate (gpm)	NA
Purge Time	Begin 1240 End 1255

Field Parameters

Color	Gray
Odor	None
Appearance	V. Turbid

	I	1V	2V	3V
Time	1240	1245	1249	1255
DTW (ft bmp)	3.28	/	/	/
pH (s.u.)	7.54	7.57	7.64	7.54
Conductivity (mS/cm) or (µmhos/cm) 1)	0.652	0.675	0.722	0.736
Temperature (°C)	17.33	16.40	16.23	* 15.7
DO (mg/L)	1.28	1.25	1.32	* 0.33
ORP (mV)	-12.3	-29.2	-44.4	-35.2
Turbidity (NTU)	21.6	127	594	>1000

Remarks: Well Went Dry (Y) / (N), After approximetly (NA)-Volumes removed.
Down Hole DO probe used for final reading

Parameter	Container	No.	Preservative
VOCs	40 ml VOAs	3	HCl

PID Reading: NA

Well Casing Volumes: Gal./Ft. (L/ft)

1/4" = 0.003 (0.01)	3/4"= 0.023 (0.087)	1 1/4" = 0.064	2" = 0.163	3" = 0.367	4" = 0.653
1/2" = 0.01 (0.039)	1"= 0.041 (0.154)	1 1/2" = 0.092	2-½" = 0.26	3-½" = 0.50	6" = 1.469

1) Circle one unit type

ARCADIS
Infrastructure, environment, facilities

Water Sampling Log

Project: LMC Utica | Project No.: NJ001047.0001.00103
Site Location: 525 French Road, Utica, NY | Date: 10/ 4 /13
Well No.: MW-19 | Replicate No.: NA | Weather: Overcast 70°F

Sampling Personnel: V. Zuck | Sampling Time: Begin 1437 End 1440

Purge Data

Measuring Point (describe)	T.I.C.
Screen Setting (BLS)	Screened
Sounded Well Depth (ft bmp)	14.64
Depth to Water (ft bmp)	1.18
Water Column in Well (ft)	13.46
Casing Diameter	2"
Gallons in Well	2.15
Gallons Purged	
Prior to Sampling	6.46
Evacuation Method	Bailer
Sampling Method	Bailer
Pump Intake	
Setting (ft bmp)	NA
Pumping Rate (gpm)	NA
Purge Time	Begin 1410 End 1435

Field Parameters

Color	Brown Gray
Odor	None
Appearance	V. turbid

	I	1V	2V	3V
Time	1410	1416	1422	1435
DTW (ft bmp)	1.18	✓	✓	✓
pH (s.u.)	7.82	7.76	7.70	7.73
Conductivity (mS/cm) or (µmhos/cm) 1)	0.663	0.677	0.752	0.732
Temperature (°C)	20.18	19.86	19.28	18.0
DO (mg/L)	0.75	0.97	1.46	0.39
ORP (mV)	-58.6	-60.3	-51.6	-35.3
Turbidity (NTU)	9.5	102	493	71000

Remarks: Well Went Dry (Y) / (N) After approximetly (NA) Volumes removed.
Down Hole DO probe used for final reading

Parameter	Container	No.	Preservative
VOCs	40 ml VOAs	3	HCl

PID Reading: NA

Well Casing Volumes: Gal./Ft. (L/ft)

1/4" = 0.003 (0.01)	3/4"= 0.023 (0.087)	1¼" = 0.064	2" = 0.163	3" = 0.367	4" = 0.653
1/2" = 0.01 (0.039)	1"= 0.041 (0.154)	1½" = 0.092	2-½" = 0.26	3-½" = 0.50	6" = 1.469

1) Circle one unit type

ARCADIS
Infrastructure, environment, facilities

Water Sampling Log

Project: LMC Utica | Project No.: NJ001047.0001.00103
Site Location: 525 French Road, Utica, NY | Date: 10/ 4 /13
Well No.: MW-20 | Replicate No.: NA | Weather: overcast 72°F

Sampling Personnel: D. Zuck | Sampling Time: Begin 1516 | End 1520

Purge Data

Measuring Point (describe)	TIC
Screen Setting (BLS)	See table
Sounded Well Depth (ft bmp)	14.48
Depth to Water (ft bmp)	2.38
Water Column in Well (ft)	12.1
Casing Diameter	1.93
Gallons in Well	1.2
Gallons Purged	
Prior to Sampling	5.8
Evacuation Method	Bailer
Sampling Method	Bailer
Pump Intake	
Setting (ft bmp)	NA
Pumping Rate (gpm)	NA
Purge Time	Begin 1500 End 1515

Field Parameters

Color	Gray
Odor	Bio like
Appearance	V. turbid

	I	1V	2V	3V
Time	1500	1505	1510	1515
DTW (ft bmp)	2.38	—	—	—
pH (s.u.)	6.96	6.98	~~7.8~~ 7.04	7.30
Conductivity (mS/cm) or (µmhos/cm) 1)	5.510	6.253	6.981	5.082
Temperature (°C)	20.62	19.85	19.67	18.6
DO (mg/L)	0.86	1.10	0.94	0.21
ORP (mV)	-53.8	-59.3	-62.1	-93.4
Turbidity (NTU)	36.8	269	71.4	>1000

Remarks: Well Went Dry (Y) / (N); After approximetly (NA) Volumes removed.
Down Hole DO probe used for final reading
Samples Afterward

Parameter	Container	No.	Preservative
VOCs	40 ml VOAs	3	HCl

PID Reading: NA

Well Casing Volumes: Gal./Ft. (L/ft)

1/4" = 0.003 (0.01)	3/4"= 0.023 (0.087)	1 1/4" = 0.064	2" = 0.163	3" = 0.367	4" = 0.653
1/2" = 0.01 (0.039)	1"= 0.041 (0.154)	1 1/2" = 0.092	2-½" = 0.26	3-½" = 0.50	6" = 1.469

1) Circle one unit type

ARCADIS
Infrastructure, environment, facilities

Water Sampling Log

Project: LMC Utica | Project No.: NJ001047.0001.00103
Site Location: 525 French Road, Utica, NY | Date: 10/ 4 /13
Well No.: MW-2J | Replicate No.: NA | Weather: Overcast ~72°F
Sampling Personnel: D. Zuck | Sampling Time: Begin 1555 End 1600

Purge Data

Measuring Point (describe)	TIC
Screen Setting (BLS)	See table
Sounded Well Depth (ft bmp)	4.39
Depth to Water (ft bmp)	2.67
Water Column in Well (ft)	1.72
Casing Diameter	
Gallons in Well	1.87
Gallons Purged Prior to Sampling	5.6
Evacuation Method	Bailer
Sampling Method	Bailer
Pump Intake Setting (ft bmp)	NA
Pumping Rate (gpm)	NA
Purge Time	Begin 1540 End 1552

Field Parameters

Color	Lt Brown
Odor	None
Appearance	V. turbid

	1	1V	2V	3V
Time	1540	1544	1547	1552
DTW (ft bmp)	2.67	—	—	—
pH (s.u.)	7.64	7.68	7.72	7.66
Conductivity (mS/cm) or (µmhos/cm) 1)	2.758	6.006	6.176	5.891
Temperature (°C)	20.19	20.50	20.51	20.6
DO (mg/L)	1.50	0.85	0.85	0.13
ORP (mV)	-23.9	-46.1	-63.3	-68.5
Turbidity (NTU)	10	326	867	710

Remarks: Well Went Dry (Y) / (N). After approximetly (NA) Volumes removed.
Down Hole DO probe used for final reading

Parameter	Container	No.	Preservative
VOCs	40 ml VOAs	3	HCl

PID Reading: NA

Well Casing Volumes: Gal./Ft. (L/ft)

1/4" = 0.003 (0.01)	3/4"= 0.023 (0.087)	1 1/4" = 0.064	2" = 0.163	3" = 0.367	4" = 0.653
1/2" = 0.01 (0.039)	1"= 0.041 (0.154)	1 1/2" = 0.092	2-½" = 0.26	3-½" = 0.50	6" = 1.469

1) Circle one unit type

ARCADIS
Infrastructure, environment, facilities

Water Sampling Log

Project: LMC Utica — Project No.: NJ001047.0001.00103
Site Location: 525 French Road, Utica, NY — Date: 10/ 2 /13
Well No.: PZ-5 — Replicate No.: NA — Weather: NA

Sampling Personnel: D. Zuck — Sampling Time: Begin 1605 — End 1608

Purge Data

Measuring Point (describe)	TIC
Screen Setting (BLS)	See table
Sounded Well Depth (ft bmp)	10.80'
Depth to Water (ft bmp)	9.17
Water Column in Well (ft)	1.63
Casing Diameter	1.25" OD (1" ID)
Gallons in Well	0.037
Gallons Purged Prior to Sampling	~ 0.04
Evacuation Method	Bailer
Sampling Method	Bailer
Pump Intake Setting (ft bmp)	NA
Pumping Rate (gpm)	NA
Purge Time	Begin 1608 End 1614

Field Parameters

Color: Lt Brown
Odor: Chemical + Sulfur like
Appearance: Clear w/ slike flakes

	1	1V	2V Final	3V
Time	1608	1612	1615	
DTW (ft bmp)	9.17	—	10.63	
pH (s.u.)	7.59	7.59		
Conductivity (mS/cm) or	1.839	1.832		
(µmhos/cm) 1)	—	—		
Temperature (°C)	20.69	20.71	20.9	
DO (mg/L)	1.88	2.15	2.96	
ORP (mV)	-48.6			
Turbidity (NTU)	52.5	49.5		

Remarks: Well Went Dry (Y) / (N), After approximetly (1.5) Volumes removed.
Down Hole DO probe used for final reading

Parameter	Container	No.	Preservative
VOCs	40 ml VOAs	3	HCl

PID Reading: NA

Well Casing Volumes: Gal./Ft. (L/ft)

1/4" = 0.003 (0.01)	3/4"= 0.023 (0.087)	1 1/4" = 0.064	2" = 0.163	3" = 0.367	4" = 0.653
1/2" = 0.01 (0.039)	1"= 0.041 (0.154)	1 1/2" = 0.092	2-½" = 0.26	3-½" = 0.50	6" = 1.469

1) Circle one unit type

ARCADIS
Infrastructure, environment, facilities

Water Sampling Log

Project: LMC Utica | Project No.: NJ001047.0001.00103
Site Location: 525 French Road, Utica, NY | Date: 10/ 2 /13
Well No.: PZ-6 | Replicate No.: NA | Weather: NA

Sampling Personnel: D. Zuck | Sampling Time: Begin 1640 | End 1645

Purge Data

Measuring Point (describe)	TIC
Screen Setting (BLS)	See table
Sounded Well Depth (ft bmp)	10.43
Depth to Water (ft bmp)	9.27
Water Column in Well (ft)	1.16
Casing Diameter	1.25" OD (1" ID)
Gallons in Well	0.026
Gallons Purged Prior to Sampling	~0.03
Evacuation Method	Bailer
Sampling Method	Bailer
Pump Intake Setting (ft bmp)	NA
Pumping Rate (gpm)	NA
Purge Time	Begin 1640 End 1652

Field Parameters

Color	Lt Brown
Odor	Slt Sulfur like
Appearance	Clear w/slt Turb (Rust)

	1	1V (Frag/ ~~Sample~~)	2V	3V
Time	1645	1652		
DTW (ft bmp)	9.27	10.37		
pH (s.u.)	7.15			
Conductivity (mS/cm) or (µmhos/cm) 1)	1.727			
Temperature (°C)	21.20	* 21.6		
DO (mg/L)	2.39	* 1.52		
ORP (mV)	-40.0			
Turbidity (NTU)	96.8			

Remarks: Well Went Dry (Y) / (N), After approximetly (1) Volumes removed.
* Down Hole DO probe used for final reading

Parameter	Container	No.	Preservative
VOCs	40 ml VOAs	3	HCl

PID Reading: NA

Well Casing Volumes: Gal./Ft. (L/ft)

1/4" = 0.003 (0.01)	3/4"= 0.023 (0.087)	1 1/4" = 0.064	2" = 0.163	3" = 0.367	4" = 0.653
1/2" = 0.01 (0.039)	1"= 0.041 (0.154)	1 1/2" = 0.092	2-½" = 0.26	3-½" = 0.50	6" = 1.469

1) Circle one unit type

ARCADIS
Infrastructure, environment, facilities

Water Sampling Log

Project: LMC Utica | Project No.: NJ001047.0001.00103
Site Location: 525 French Road, Utica, NY | Date: 10/ 2 /13
Well No.: PZ-7 | Replicate No.: NA | Weather: NA

Sampling Personnel: D. Zuk | Sampling Time: Begin 1705 | End 1710

Purge Data

Measuring Point (describe)	TIC
Screen Setting (BLS)	See table
Sounded Well Depth (ft bmp)	10.49
Depth to Water (ft bmp)	8.86
Water Column in Well (ft)	1.63
Casing Diameter	1.25 OD (1" ID)
Gallons in Well	0.037
Gallons Purged Prior to Sampling	~0.04
Evacuation Method	Bailer
Sampling Method	Bailer
Pump Intake Setting (ft bmp)	NA
Pumping Rate (gpm)	NA
Purge Time	Begin 1705 End 1720

Field Parameters

Color	Lt Brown			
Odor	Slt → No odor			
Appearance	Clear w/ trace turbidity			
	1	Final 4V	2V	3V
Time	1710	1720		
DTW (ft bmp)	/			
pH (s.u.)	7.07			
Conductivity (mS/cm) or	1.019			
(µmhos/cm) 1)	/			
Temperature (°C)	21.71	22.0		
DO (mg/L)	2.17	3.85		
ORP (mV)	-60.9			
Turbidity (NTU)	5.95			

Remarks: Well Went Dry (Y) / (N), After approximetly (0.9) Volumes removed.
Down Hole DO probe used for final reading

Parameter	Container	No.	Preservative
VOCs	40 ml VOAs	3	HCl

PID Reading: NA

Well Casing Volumes: Gal./Ft. (L/ft)

1/4" = 0.003 (0.01)	3/4"= 0.023 (0.087)	1 1/4" = 0.064	2" = 0.163	3" = 0.367	4" = 0.653
1/2" = 0.01 (0.039)	1"= 0.041 (0.154)	1 1/2" = 0.092	2-½" = 0.26	3-½" = 0.50	6" = 1.469

1) Circle one unit type

ARCADIS
Infrastructure, environment, facilities

Water Sampling Log

Project: LMC Utica | Project No.: NJ001047.0001.00103
Site Location: 525 French Road, Utica, NY | Date: 10/ 2 /13
Well No.: PZ-8 | Replicate No.: NA | Weather: NA

Sampling Personnel: D. Zuck | Sampling Time: Begin 1530 End 1555

Purge Data

Measuring Point (describe)	TIC
Screen Setting (BLS)	See table
Sounded Well Depth (ft bmp)	9.83
Depth to Water (ft bmp)	9.75
Water Column in Well (ft)	0.08
Casing Diameter	1.25" OD (" ID)
Gallons in Well	0.001
Gallons Purged	
Prior to Sampling	0
Evacuation Method	Bailer
Sampling Method	Bailer
Pump Intake	
Setting (ft bmp)	NA
Pumping Rate (gpm)	NA
Purge Time	Begin 1550 End 1555

Field Parameters

Color	Lt Brown
Odor	Sulfur like
Appearance	Turbid

	I	1V	2V	3V
Time	1550			
DTW (ft bmp)	9.75			
pH (s.u.)	NA			
Conductivity (mS/cm) or (µmhos/cm) 1)				
Temperature (°C)				
DO (mg/L)				
ORP (mV)				
Turbidity (NTU)				

Remarks: Well Went Dry (Y) / (N), After approximetly (1) Volumes removed.
Down Hole DO probe used for final reading
Unable to collect Sample Due to Well Volume + Recovery Rate.

Parameter	Container	No.	Preservative
VOCs	40 ml VOAs		HCl

PID Reading: NA

Well Casing Volumes: Gal./Ft. (L/ft)

1/4" = 0.003 (0.01)	3/4" = 0.023 (0.087)	1 1/4" = 0.064	2" = 0.163	3" = 0.367	4" = 0.653
1/2" = 0.01 (0.039)	1" = 0.041 (0.154)	1 1/2" = 0.092	2-½" = 0.26	3-½" = 0.50	6" = 1.469

1) Circle one unit type

ARCADIS
Infrastructure, environment, facilities

Water Sampling Log

Project: LMC Utica | Project No.: NJ001047.0001.00103
Site Location: 525 French Road, Utica, NY | Date: 10/ 2 /13
Well No.: PZ-11R | Replicate No.: NA | Weather: Clear ~ 68°F
Sampling Personnel: D. Zuck | Sampling Time: Begin 10/4/13 1050 | End 10/4/13 1055

Purge Data

Measuring Point (describe)	TIC
Screen Setting (BLS)	See table
Sounded Well Depth (ft bmp)	9.90
Depth to Water (ft bmp)	8.73
Water Column in Well (ft)	1.17
Casing Diameter	1"
Gallons in Well	~0.04
Gallons Purged	
Prior to Sampling	160 mL
Evacuation Method	Peristaltic
Sampling Method	Peristaltic
Pump Intake	
Setting (ft bmp)	Variable
Pumping Rate (gpm)	200 mL/min
Purge Time	Begin 1805 End 1050 (10/4/13)

Field Parameters

Color: Orangish Brown
Odor: None
Appearance: V. Turbid

	1	Pre Sample ~~1V~~	2V	3V
Time	1805	1050		
DTW (ft bmp)	8.73	8.80		
pH (s.u.)	7.18	7.30		
Conductivity (mS/cm) or (µmhos/cm) 1)	3.180	2.901		
Temperature (°C)	20.45	18.8		
DO (mg/L)	3.94	2.98		
ORP (mV)	62.2	-19.3		
Turbidity (NTU)	1434	54.6		

Remarks: Well Went Dry (Y) / (N), After approximetly (1V) Volumes removed.
☆ Down Hole DO probe used for final reading

Parameter	Container	No.	Preservative
VOCs	40 ml VOAs	3	HCl

PID Reading: NA

Well Casing Volumes: Gal./Ft. (L/ft)

1/4" = 0.003 (0.01)	3/4"= 0.023 (0.087)	1 1/4" = 0.064	2" = 0.163	3" = 0.367	4" = 0.653
1/2" = 0.01 (0.039)	1"= 0.041 (0.154)	1 1/2" = 0.092	2-½" = 0.26	3-½" = 0.50	6" = 1.469

1) Circle one unit type

ARCADIS
Infrastructure, environment, facilities

Water Sampling Log

Project: LMC Utica | Project No.: NJ001047.0001.00103
Site Location: 525 French Road, Utica, NY | Date: 10/ 2 /13
Well No.: PZ-13R | Replicate No.: NA | Weather: Clear ~ 69°F

Sampling Personnel: D. Zak | Sampling Time: Begin 1220 | End 1225

Purge Data

Measuring Point (describe)	TIC
Screen Setting (BLS)	See table
Sounded Well Depth (ft bmp)	9.84
Depth to Water (ft bmp)	8.18
Water Column in Well (ft)	1.66
Casing Diameter	10"
Gallons in Well	~0.06
Gallons Purged	
Prior to Sampling	210 mL
Evacuation Method	Peristaltic
Sampling Method	Peristaltic
Pump Intake	
Setting (ft bmp)	Variable
Pumping Rate (gpm)	~200 mL/min
Purge Time	Begin 1725 End 1727

Field Parameters

Color	Lt Brown			
Odor	None			
Appearance	Slt turbid/Clear			
	1	Sample ~~1V~~	2V	3V
Time	1725	1220		
DTW (ft bmp)	8.14	8.60		
pH (s.u.)	6.93	6.59		
Conductivity (mS/cm) or	6.874	7.52		
(µmhos/cm) 1)	—	—		
		* 20.2		
Temperature (°C)	20.29	21.10		
		*		
DO (mg/L)	2.34	0.86		
ORP (mV)	-52.9	-18.0		
Turbidity (NTU)	153	104		

Remarks: Well Went Dry (Y) / (N), After approximetly (+ 1) Volumes removed.
* Down Hole DO probe used for final reading

Parameter	Container	No.	Preservative
VOCs	40 ml VOAs	3	HCl

PID Reading: NA

Well Casing Volumes: Gal./Ft. (L/ft)

1/4" = 0.003 (0.01)	3/4"= 0.023 (0.087)	1 1/4" = 0.064	2" = 0.163	3" = 0.367	4" = 0.653
1/2" = 0.01 (0.039)	1"= 0.041 (0.154)	1 1/2" = 0.092	2-½" = 0.26	3-½" = 0.50	6" = 1.469

1) Circle one unit type

ARCADIS
Infrastructure, environment, facilities

Water Sampling Log

Project: LMC Utica | Project No.: NJ001047.0001.00103
Site Location: 525 French Road, Utica, NY | Date: 10/ 3 /13
Well No.: PZ-18 | Replicate No.: NA | Weather: P/C ~72°F
Sampling Personnel: D. Zuck | Sampling Time: Begin 10/4/13 1105 | End 10/4/13 1110

Purge Data

Measuring Point (describe)	TIC
Screen Setting (BLS)	
Sounded Well Depth (ft bmp)	8.80
Depth to Water (ft bmp)	8.07
Water Column in Well (ft)	0.73
Casing Diameter	1"
Gallons in Well	0.02
Gallons Purged	
Prior to Sampling	100 mL (Dry)
Evacuation Method	Peristaltic
Sampling Method	Peristaltic
Pump Intake	
Setting (ft bmp)	Bottom
Pumping Rate (gpm)	200 mL/min
Purge Time	Begin 1212 End 1213

Field Parameters

Color	Lt Brown			
Odor	None			
Appearance	Slt. Turb.			
	1	4V (Post Sample)	2V	3V
Time	1212	1105		
DTW (ft bmp)	8.07	8.04		
pH (s.u.)	6.99			
Conductivity (mS/cm) or	6.02			
(µmhos/cm) 1)	—			
Temperature (°C)	21.61	18.9		
DO (mg/L)	2.44	0.74		
ORP (mV)	-61.1			
Turbidity (NTU)	1330			

Remarks: Well Went Dry (Y) / (N), After approximetly (1) Volumes removed. 100 mL
Down Hole DO probe used for final reading

Parameter	Container	No.	Preservative
VOCs	40 ml VOAs	2	HCl

PID Reading: NA

Well Casing Volumes: Gal./Ft. (L/ft)

1/4" = 0.003 (0.01)	3/4"= 0.023 (0.087)	1 1/4" = 0.064	2" = 0.163	3" = 0.367	4" = 0.653
1/2" = 0.01 (0.039)	1"= 0.041 (0.154)	1 1/2" = 0.092	2-½" = 0.26	3-½" = 0.50	6" = 1.469

1) Circle one unit type

ARCADIS
Infrastructure, environment, facilities

Water Sampling Log

Project: LMC Utica
Project No.: NJ001047.0001.00103
Site Location: 525 French Road, Utica, NY
Date: 10/ 7 /13
Well No.: PZ-26
Replicate No.: NA
Weather: P/c ~ 68°F
Sampling Personnel: D Zuck
Sampling Time: Begin 1115 End 1120

Purge Data

Measuring Point (describe)	TIC
Screen Setting (BLS)	See table
Sounded Well Depth (ft bmp)	22.74
Depth to Water (ft bmp)	8.91
Water Column in Well (ft)	13.87
Casing Diameter	1"
Gallons in Well	0.56
Gallons Purged Prior to Sampling	~3V = 1.70
Evacuation Method	Bailer
Sampling Method	Bailer
Pump Intake Setting (ft bmp)	NA
Pumping Rate (gpm)	NA
Purge Time	Begin 1040 End 1110

Field Parameters

Color	Gray
Odor	None
Appearance	V. turbid

	I	1V	2V	3V
Time	1040	1050	1100	1110
DTW (ft bmp)	8.91	—	—	—
pH (s.u.)	7.99	8.05	8.14	8.11
Conductivity (mS/cm) or	0.622	0.643	0.608	0.599
(µmhos/cm) 1)	—	—	—	—
Temperature (°C)	19.05	16.87	16.32	*15.51
DO (mg/L)	1.20	1.62	1.52	*2.39
ORP (mV)	-53.0	-45.7	-50.9	-40.9
Turbidity (NTU)	991	>1000	>1000	>1000

Remarks: Well Went Dry (Y) / (N), After approximetly (—) Volumes removed.
*Down Hole DO probe used for final reading

Parameter	Container	No.	Preservative
VOCs	40 ml VOAs	3	HCl

PID Reading: NA

Well Casing Volumes: Gal./Ft. (L/ft)

1/4" = 0.003 (0.01)	3/4"= 0.023 (0.087)	1 1/4" = 0.064	2" = 0.163	3" = 0.367	4" = 0.653
1/2" = 0.01 (0.039)	1"= 0.041 (0.154)	1 1/2" = 0.092	2-½" = 0.26	3-½" = 0.50	6" = 1.469

1) Circle one unit type

ARCADIS

Water Level Record

Project: LMC Utica, NY Date: 10 / 1 /2013 Staff: Jason Gutkowski

Well (s)	Depth to Water (ft) TIC/MP	Time	Remarks (Well condition - J-plug, lock, bolts, MH, Inner Casing)
MW - 1	8.86	1424	
MW - 2			Could Not Find
MW - 3	11.28	1430	
MW - 4	11.72	1432	
MW - 5	5.17	0826	
MW - 6	6.44	0858	Bailer in well(Remove to collect WL)
MW - 7	7.67	1525	
MW - 9	3.57	0922	
MW - 10	5.65	0817	
MW - 11	7.89	0807	
MW - 12	12.06	1542	
MW - 13S	Dry @ 6.78	1413	
MW - 13BR	9.55	1420	
MW - 14S	10.67	1533	
MW - 14BR	43.46	1534	
MW - 15S	8.48	1529	
MW - 15BR	23.02	1528	Under pressure *caution when opening
MW-16	3.91	1329	
MW-17	3.65	1330	
MW-18	3.22	1338	
MW-19			Under Loader Bucket
MW-20	2.48	1021	
MW-21	2.62	1401	under snow on 4/2/13; WL collected on 4/3/13
IW-1	2.03	1031	4" Well
PZ - 2	2.05	1034	
PZ - 4	3.05	0906	
PZ - 5	Dry @ 9.62	1138	(Inside Conmed) Dry @ 9.62
PZ - 6	9.27	1130	(Inside Conmed)
PZ - 7	8.85	1127	(Inside Conmed)
PZ - 8	9.10	1145	(Inside Conmed)
PZ - 9	7.82	1115	(Inside Conmed)
PZ - 10	8.91	1120	(Inside Conmed)
PZ - 11R			Under Parked Car
PZ - 13R	8.15	0746	
PZ - 17	7.02	0738	
PZ - 18	8.02	0749	
PZ - 19	7.45	0801	
PZ - 20	7.20	0754	
PZ - 21	Dry @ 8.74	1650	(Outside IHOP, next to SG Point)
PZ - 22	8.24	1050	
PZ - 23	6.65	0857	
PZ - 24	11.02	0855	
PZ - 25	6.51	0852	
PZ - 26	9.12	0850	
PZ - 27	11.15	0845	
PZ - 28	4.00	1046	
PZ - 29	2.60	1054	
PZ - 30	3.85	1344	
PZ - 31	0.91	1340	

ARCADIS

Water Level Record

Project: LMC Utica, NY Date: 10/ / /2013 Staff: Jason Gutkowski

Well (s)	Depth to Water (ft) TIC/MP	Time	Remarks (Well condition - J-plug, lock, bolts, MH, Inner Casing)
PZ - 32	1.85	1510	
PZ - 33	Dry@ 6.91	1320	
PZ - 34	2.91	1006	
PZ - 35	2.20	1012	
PZ - 36	1.30	0958	
PZ - 39	4.03	0834	
PZ - 40	5.70	0917	(In Maintenance building)
PZ - 41	4.78	0915	(In Maintenance building)
PZ - 42	0.35	0911	(In Maintenance building)
A1-PZ1	1.95	1030	
A1-PZ2	2.19	1042	
A2-PZ1	4.30	1325	
A2-PZ2	6.54	1501	
A2-PZ3	~~Dry@ 5.45~~	~~1456~~	3.65 1506
A2-PZ4	1.97	1503	
A2-PZ5	7.81	1322	
A2-PZ6	1.47	1326	
A2-PZ7	6.35	1323	
A2-PZ8	5.51	1324	

ARCADIS
Infrastructure, environment, facilities

Water Sampling Log

Project: LMC Utica
Project No.: NJ001047.0001.00103
Site Location: 525 French Road, Utica, NY
Date: 10/ 2 /13
Well No.: A1-PZ-2
Replicate No.: NA
Weather: PC ~74°F
Sampling Personnel: D. Zuck
Sampling Time: Begin 10/4/13 1350 End 10/4/13 1355

Purge Data

Measuring Point (describe)	TIC
Screen Setting (BLS)	See table
Sounded Well Depth (ft bmp)	12.05
Depth to Water (ft bmp)	2.19
Water Column in Well (ft)	~10'
Casing Diameter	1" = 0.041
Gallons in Well	0.41 3V = 1.2 gal
Gallons Purged Prior to Sampling	~0.65 gal
Evacuation Method	Peristaltic
Sampling Method	Peristaltic
Pump Intake Setting (ft bmp)	Adjusted to Below WL
Pumping Rate (gpm)	200 ml/min
Purge Time	Begin 1420 End 1436

Field Parameters

Color	Lt Brownish Gray
Odor	None
Appearance	turbid

	1	1V	2V	Sample ~~3V~~
Time	1422	1430	1435	1350
DTW (ft bmp)	2.19	/	/	2.55
pH (s.u.)	7.86	7.84	7.85	7.76
Conductivity (mS/cm) or (µmhos/cm) 1)	0.496	0.500	0.512	0.514
Temperature (°C)	21.73	21.81	21.83	*21.5
DO (mg/L)	0.11	0.11	0.10	*0.19
ORP (mV)	-167.1	-166.5	-178.5	-27.7
Turbidity (NTU)	>1000	>1000	>1000	>1000

Remarks: Well Went Dry (Y) / (N), After approximetly (2) Volumes removed.
*Down Hole DO probe used for final reading
Well Dry @ 1436

Parameter	Container	No.	Preservative
VOCs	40 ml VOAs	3	HCl

PID Reading: NA

Well Casing Volumes: Gal./Ft. (L/ft)

1/4" = 0.003 (0.01)	3/4" = 0.023 (0.087)	1 1/4" = 0.064	2" = 0.163	3" = 0.367	4" = 0.653
1/2" = 0.01 (0.039)	1" = 0.041 (0.154)	1 1/2" = 0.092	2-½" = 0.26	3-½" = 0.50	6" = 1.469

1) Circle one unit type

ARCADIS
Infrastructure, environment, facilities

Water Sampling Log

Project: LMC Utica | Project No.: NJ001047.0001.00103
Site Location: 525 French Road, Utica, NY | Date: 10/ 4 /13
Well No.: AZ-PZ-1 | Replicate No.: NA | Weather: Overcast Lt Rain ~62°F

Sampling Personnel: D. Zuck | Sampling Time: Begin 1221 End 1225

Purge Data

Measuring Point (describe)	TOC
Screen Setting (BLS)	see table
Sounded Well Depth (ft bmp)	14.80
Depth to Water (ft bmp)	4.43
Water Column in Well (ft)	10.37
Casing Diameter	1"
Gallons in Well	0.42
Gallons Purged Prior to Sampling	~1.27
Evacuation Method	Peristaltic
Sampling Method	Peristaltic
Pump Intake Setting (ft bmp)	Variable
Pumping Rate (gpm)	~400mL/min
Purge Time	Begin 1205 End 1221

Field Parameters

Color	Lt Gray
Odor	Stagnant Like odor
Appearance	turbid

	I	1V	2V	3V
Time	1205	1211	1216	1221
DTW (ft bmp)	4.43	/	/	/
pH (s.u.)	7.09	7.05	7.07	7.08
Conductivity (mS/cm) or	1.150	0.843	0.848	0.931
(µmhos/cm) 1)				
Temperature (°C)	15.01	15.43	15.44	15.34
DO (mg/L)	2.80	0.35	0.34	0.49
ORP (mV)	-93.1	-99.6	-112.8	-111.1
Turbidity (NTU)	116	59.7	55.4	702

Remarks: Well Went Dry (Y) / (N), After approximetly (NA) Volumes removed.
Down Hole DO probe used for final reading

Parameter	Container	No.	Preservative
VOCs	40 ml VOAs	3	HCl

PID Reading: NA

Well Casing Volumes: Gal./Ft. (L/ft)

1/4" = 0.003 (0.01)	3/4"= 0.023 (0.087)	1 1/4" = 0.064	2" = 0.163	3" = 0.367	4" = 0.653
1/2" = 0.01 (0.039)	1"= 0.041 (0.154)	1 1/2" = 0.092	2-½" = 0.26	3-½" = 0.50	6" = 1.469

1) Circle one unit type

ARCADIS
Infrastructure, environment, facilities

Water Sampling Log

Project: LMC Utica — Project No.: NJ001047.0001.00103
Site Location: 525 French Road, Utica, NY — Date: 10/ 4 /13
Well No.: A2-PZ-2 — Replicate No.: NA — Weather: Overcast Lt Rain ~62°F
Sampling Personnel: D. Zak — Sampling Time: Begin 1155 — End 1200

Purge Data

Measuring Point (describe)	TIC
Screen Setting (BLS)	See table
Sounded Well Depth (ft bmp)	14.79
Depth to Water (ft bmp)	6.63
Water Column in Well (ft)	8.16
Casing Diameter	1"
Gallons in Well	0.33
Gallons Purged Prior to Sampling	~1 gal
Evacuation Method	Peristaltic
Sampling Method	Peristaltic
Pump Intake Setting (ft bmp)	Variable
Pumping Rate (gpm)	400 mL/min
Purge Time	Begin 1135 End 1154

Field Parameters

Color	Lt Gray
Odor	None
Appearance	V. Turbid

	I	1V	2V	3V
Time	1135	1141	1146	1154
DTW (ft bmp)	6.63	—	—	—
pH (s.u.)	7.12	7.01	7.16	7.14
Conductivity (mS/cm) or	1.173	0.974	1.037	1.023
(µmhos/cm) 1)				
Temperature (°C)	16.52	16.57	15.42	15.47
DO (mg/L)	1.56	1.10	0.75	2.17
ORP (mV)	67.9	40.0	-64.7	-53.6
Turbidity (NTU)	71000	74.4	>1000	>1000

Remarks: Well Went Dry (Y) / (N), After approximetly (3) Volumes removed.
Down Hole DO probe used for final reading

Parameter	Container	No.	Preservative
VOCs	40 ml VOAs	3	HCl

PID Reading: NA

Well Casing Volumes: Gal./Ft. (L/ft)

1/4" = 0.003 (0.01)	3/4"= 0.023 (0.087)	1 1/4" = 0.064	2" = 0.163	3" = 0.367	4" = 0.653
1/2" = 0.01 (0.039)	1"= 0.041 (0.154)	1 1/2" = 0.092	2-½" = 0.26	3-½" = 0.50	6" = 1.469

1) Circle one unit type

ARCADIS
Infrastructure, environment, facilities

Low-Flow Groundwater Sampling Log

Project: LMC Utica
Project Number: NJ001047.0001.00103
Site Location: 525 French Rd
Well ID: MW-1
Date: 10/3/13
Sampled By: D Zuck
Sampling Time: 1615
Recorded By: D.Zuck
Weather: P/C ~72°F
Coded Replicate No.: MS/MSD

Instrument Identification: Meter(s) Model: YSI 556 MPS Serial #: 13A 100071

Casing Material: PVC
Casing Diameter: 4"
Sounded Depth (ft bmp): 17.32
Depth to Water (ft bmp): 8.92
Well Volume (Gal): ~8

Purge Method: Geopump
Screen Interval (ft bmp): Top See table Bottom See table
Pump Intake Depth (ft bmp): Initial ~13 Final ~13
Purge Time: Start 1515 Finish 1615

Field Parameter Measurements During Purging

Time	Minutes Elasped	Flow Rate (mL/min)	Volume Purged	Temp (°C)	pH (s.u.)	Conductivity (umhos or mS/cm) [1]	ORP (mV)	DO (mg/L)	Turbidity (NTU)	Depth to Water (ft bmp)	Notes
1515	0	200	0	/	/	/	/	/	3	8.92	
1520	5	200	/	17.57	7.35	1.505	-2.9	0.41	/	9.10	
1525	10	200	/	17.67	7.32	1.470	-0.2	0.30	/	9.18	
1530	15	200	~2L	17.69	7.29	1.433	10.0	0.28	0.5	/	
1535	20	200	/	17.62	7.24	1.374	17.5	0.26	/	/	
1540	25	200	/	17.66	7.23	1.344	18.8	0.25	/	/	
1545	30	200	~4	17.65	1.319	7.22	20.1	0.23	0.5	9.37	
1550	35	200	/	17.62	7.18	1.259	27.4	0.28	/	/	
1555	40	200	/	17.62	7.17	1.217	29.9	0.40	/	/	
1600	45	200	~6	17.72	7.13	1.083	29.2	0.76	/	/	
1605	50	200	/	17.65	7.11	1.029	45.4	0.99	2	9.65	
1610	55	200	/	17.57	7.11	1.017	46.9	1.02	1.5	9.72	
1615	60	200	~8	17.64	7.10	0.983	50.7	1.06	1.5	9.78	

Collected Sample @ 1615

Collected Sample Condition Color: None Odor: None Appearance: Clear

Parameter	Container	No. Collected	Preservative
VOCs	40 ml Vials	4	HCl

Comments

1) Circle one unit type

ARCADIS
Infrastructure, environment, facilities

Water Sampling Log

Project: LMC Utica | Project No.: NJ001047.0001.00103
Site Location: 525 French Road, Utica, NY | Date: 10/ 3 /13
Well No.: MW-2 | Replicate No.: NA | Weather: P/C ~73°F

Sampling Personnel: D. Zuck | Sampling Time: Begin 1628 End 1630

Purge Data

Measuring Point (describe)	TIC
Screen Setting (BLS)	See table
Sounded Well Depth (ft bmp)	16.19
Depth to Water (ft bmp)	6.25
Water Column in Well (ft)	9.94
Casing Diameter	4"
Gallons in Well	6.49
Gallons Purged Prior to Sampling	~19.5
Evacuation Method	Bailer
Sampling Method	Bailer
Pump Intake Setting (ft bmp)	NA
Pumping Rate (gpm)	NA
Purge Time	Begin 1533 End 1628

Field Parameters

Color	Lt Brown
Odor	None
Appearance	Slt. Twb.

	I	1V	2V	3V
Time	1533	1547	1559	1628
DTW (ft bmp)	6.25	—	—	
pH (s.u.)	7.27	7.65	7.64	7.61
Conductivity (mS/cm) or	1.556	1.730	1.755	1.715
(µmhos/cm) 1)	—	—	—	—
Temperature (°C)	18.43	18.04	18.10	*18.0
DO (mg/L)	0.77	1.31	1.66	*0.18
ORP (mV)	25.0	-48.1	-47.0	-52.9
Turbidity (NTU)	71000	56.7	21	18

Remarks: Well Went Dry (Y) / (N) After approximetly (NA) Volumes removed.
* Down Hole DO probe used for final reading

Parameter	Container	No.	Preservative
VOCs	40 ml VOAs	3	HCl

PID Reading: NA

Well Casing Volumes: Gal./Ft. (L/ft)

1/4" = 0.003 (0.01)	3/4"= 0.023 (0.087)	1 1/4" = 0.064	2" = 0.163	3" = 0.367	4" = 0.653
1/2" = 0.01 (0.039)	1"= 0.041 (0.154)	1 1/2" = 0.092	2-½" = 0.26	3-½" = 0.50	6" = 1.469

1) Circle one unit type

ARCADIS
infrastructure, environment, facilities

Low-Flow Groundwater Sampling Log

Project: LMC Utica
Project Number: NJ001047.0001.00103
Site Location: 525 French Rd
Well ID: MW-3
Date: 10/3/13
Sampled By: D. Zuck
Sampling Time: 1725
Recorded By: D.Zuck
Weather: P/C ~72°F
Coded Replicate No.: ~~MW~~ DUP-2-100313

Instrument Identification: Meter(s) Model: YSI 556 MPS Serial #: 13A100071

Casing Material: PVC
Casing Diameter: 2"
Sounded Depth (ft bmp): 15.03
Depth to Water (ft bmp): 11.35
Well Volume (Gal): ~6

Purge Method: Geopump
Screen Interval (ft bmp): Top: See table Bottom: See table
Pump Intake Depth (ft bmp): Initial: ~13 Final: ~13
Purge Time: Start: 1625 Finish: 1725

Field Parameter Measurements During Purging

Time	Minutes Elasped	Flow Rate (mL/min)	Volume Purged	Temp (°C)	pH (s.u.)	Conductivity (umhos or mS/cm) [1]	ORP (mV)	DO (mg/L)	Turbidity (NTU)	Depth to Water (ft bmp)	Notes
1625	0	150	0	/	/	/	/	/	4	11.35	
1630	5	150	/	17.92	7.13	1.179	67.5	1.97	4	/	
1635	10	150	/	17.89	7.11	1.244	65.1	0.83	/	/	
1640	15	150	1.5	17.94	7.11	1.306	63.7	0.66	2	12.82	
1645	20	150	/	17.91	7.11	1.367	62.4	0.56	/	/	
1650	25	150	/	17.88	7.12	1.398	61.2	0.50	/	/	
1655	30	150	~3	17.82	7.12	1.430	60.1	0.43	0.6	11.94	
1700	35	150	/	17.77	7.13	1.456	58.6	0.38	0.4	11.97	
1705	40	150	/	17.76	7.13	1.458	58.5	0.35	/	/	
1710	45	150	~4.5	17.73	7.13	1.460	58.9	0.32	/	/	
1715	50	150	/	17.65	7.14	1.457	59.6	0.34	0.2	12.10	
1720	55	150	/	17.61	7.14	1.452	62.5	0.32	0.0	12.10	
1725	60	150	~6	17.64	7.15	1.455	62.7	0.33	0.0	12.10	

Collect sample @ 1725

Collected Sample Condition: Color: None Odor: None Appearance: Clear

Parameter	Container	No. Collected	Preservative
VOCs	40 ml Vials	6	HCl

Comments

1) Circle one unit type

ARCADIS
Infrastructure, environment, facilities

Water Sampling Log

Project: LMC Utica | Project No.: NJ001047.0001.00103
Site Location: 525 French Road, Utica, NY | Date: 10/ 3 /13
Well No.: MW-4 | Replicate No.: NA | Weather: P/C ~73°F

Sampling Personnel: D. Zuck | Sampling Time: Begin 1724 | End 1725

Purge Data

Measuring Point (describe)	TIC
Screen Setting (BLS)	see table
Sounded Well Depth (ft bmp)	14.56
Depth to Water (ft bmp)	11.61
Water Column in Well (ft)	2.95
Casing Diameter	2"
Gallons in Well	0.47
Gallons Purged	
Prior to Sampling	~1.5
Evacuation Method	Bailer
Sampling Method	Bailer
Pump Intake	
Setting (ft bmp)	NA
Pumping Rate (gpm)	NA
Purge Time	Begin 1706 End 1724

Field Parameters

Color	Orange/Brown
Odor	None
Appearance	Turbid

	I	1V	2V	3V
Time	1706	1713	1719	1724
DTW (ft bmp)	11.61	/	/	13.00
pH (s.u.)	7.31	7.31	7.32	7.26
Conductivity (mS/cm) or	1.556	1.545	1.544	1.544
(µmhos/cm) 1)				
Temperature (°C)	18.65	18.43	18.19	*18.1
DO (mg/L)	2.11	1.26	1.65	*2.19 (5.91)
ORP (mV)	-0.4	-6.9	-10.6	-12.7
Turbidity (NTU)	4.4	18.2	73.4	146

Remarks: Well Went Dry (Y) / (N), After approximetly (NA) Volumes removed.
* Down Hole DO probe used for final reading

Parameter	Container	No.	Preservative
VOCs	40 ml VOAs	3	HCl

PID Reading: NA

Well Casing Volumes: Gal./Ft. (L/ft)

1/4" = 0.003 (0.01)	3/4"= 0.023 (0.087)	1 1/4" = 0.064	2" = 0.163	3" = 0.367	4" = 0.653
1/2" = 0.01 (0.039)	1"= 0.041 (0.154)	1 1/2" = 0.092	2-½" = 0.26	3-½" = 0.50	6" = 1.469

1) Circle one unit type

ARCADIS
Infrastructure, environment, facilities

Water Sampling Log

Project: LMC Utica | Project No.: NJ001047.0001.00103
Site Location: 525 French Road, Utica, NY | Date: 10/ 2 /13
Well No.: MW-5 | Replicate No.: NA | Weather: P/c ~73°F

Sampling Personnel: D. Zuck | Sampling Time: Begin 1510 | End 1515

Purge Data

Measuring Point (describe)	TIC
Screen Setting (BLS)	See table
Sounded Well Depth (ft bmp)	6.07
Depth to Water (ft bmp)	5.18
Water Column in Well (ft)	0.89
Casing Diameter	2"
Gallons in Well	~0.15
Gallons Purged	
Prior to Sampling	~0.5 gal
Evacuation Method	Bailer
Sampling Method	Bailer
Pump Intake	
Setting (ft bmp)	NA
Pumping Rate (gpm)	NA
Purge Time	Begin 1450 End 1510

Field Parameters

Color	Dark Gray
Odor	None
Appearance	turbid

	I	1V	2V	3V
Time	1450	1456	1502	1510
DTW (ft bmp)	5.18	/	/	6.10
pH (s.u.)	7.29	7.31	7.22	7.42
Conductivity (mS/cm) or (µmhos/cm) 1)	6.717	5.402	6.667	6.862
Temperature (°C)	23.60	23.21	22.54	22.54 (*21.7)
DO (mg/L)	2.09	1.70	1.68	*1.54
ORP (mV)	-95.1	-191.6	-90.8	-21.8
Turbidity (NTU)	>1000	>1000	>1000	>1000

Remarks: Well Went Dry (Y) / (N) After approximetly (—) Volumes removed.
* Down Hole DO probe used for final reading
Note: ~~Test~~ total Depth increased to 6.38' BMP During Bailing; Collected Samples effervescent in Bottles During/Following Sample

Parameter	Container	No.	Preservative
VOCs	40 ml VOAs	3	HCl

PID Reading: NA

Well Casing Volumes: Gal./Ft. (L/ft)

1/4" = 0.003 (0.01)	3/4"= 0.023 (0.087)	1 1/4" = 0.064	2" = 0.163	3" = 0.367	4" = 0.653
1/2" = 0.01 (0.039)	1"= 0.041 (0.154)	1 1/2" = 0.092	2-½" = 0.26	3-½" = 0.50	6" = 1.469

1) Circle one unit type

ARCADIS
Infrastructure, environment, facilities

Low-Flow Groundwater Sampling Log

Project: LMC Utica
Project Number: NJ001047.0001.00103
Site Location: 525 French Rd
Well ID: MW-10
Date: 10/3/13
Sampled By: D-Zuck
Sampling Time: 1500
Recorded By: D.Zuck
Weather: P/C ~73°F
Coded Replicate No.: DUP-100313

Instrument Identification: Meter(s) Model: YSI 556 MPS Serial #: 13A100071 (Pine Env.)

Casing Material: PVC
Casing Diameter: 2"
Sounded Depth (ft bmp): 12.53
Depth to Water (ft bmp): 5.73
Well Volume (Gal): 1.1

Purge Method: Geopump
Screen Interval (ft bmp): Top see table Bottom See table
Pump Intake Depth (ft bmp): Initial 8.5' Final 8.5
Purge Time: Start 1355 Finish 1500

Field Parameter Measurements During Purging

Time	Minutes Elasped	Flow Rate (mL/min)	Volume Purged	Temp (°C)	pH (s.u.)	Conductivity (umhos or mS/cm)[1]	ORP (mV)	DO (mg/L)	Turbidity (NTU)	Depth to Water (ft bmp)	Notes
1355	0	200	NA	19.36	7.48	7.881	-155.8	1.04	>1000	5.73	
1400	5	200	~1L	19.40	7.35	7.838	-153.1	0.27	42.5	5.75	
1405	10	200	-	19.38	7.31	7.600	-135.7	0.21	/	5.76	
1410	15	200	-	19.40	7.29	7.090	-144.4	0.21	/	5.75	
1415	20	200	-	19.38	7.27	4.160	-124.8	0.40	60.8	5.75	
1420	25	200	~4	19.36	7.26	4.001	-118.3	0.44	/	5.75	
1425	30	200	—	19.36	7.28	3.111	-117.5	0.34	/	5.75	
1430	35	200	—	19.35	7.34	2.858	-131.7	0.27	17.6	5.75	
1435	40	200	—	19.35	7.36	2.822	-133.2	0.24	/	5.75	
1440	45	200	~6.5	19.37	7.39	2.815	-140.0	0.20	/	5.75	
1450	50	200	—	19.33	7.40	2.709	-123.4	0.17	7	5.75	
1455	55	200	—	19.32	7.43	2.656	-117.1	0.14	5	5.75	
1500	60	200	~10	19.27	7.44	2.634	-118.3	0.15	4	5.75	

Collected sample 1500

Collected Sample Condition Color: None Odor: Slight Appearance: Clear

Parameter	Container	No. Collected	Preservative
VOCs	40 ml Vials	6	HCl

Comments

1) Circle one unit type

ARCADIS
Infrastructure, environment, facilities

Water Sampling Log

Project: LMC Utica
Project No.: NJ001047.0001.00103
Site Location: 525 French Road, Utica, NY
Date: 10/ 2 /13
Well No.: MV-135
Replicate No.: NA
Weather: P/c ~70°F

Sampling Personnel: D. Zwole
Sampling Time: Begin —
End —

Purge Data

Measuring Point (describe)	TIC
Screen Setting (BLS)	See table
Sounded Well Depth (ft bmp)	6.99
Depth to Water (ft bmp)	Dry
Water Column in Well (ft)	0
Casing Diameter	2"
Gallons in Well	NA
Gallons Purged Prior to Sampling	NA
Evacuation Method	NA
Sampling Method	NA
Pump Intake Setting (ft bmp)	NA
Pumping Rate (gpm)	NA
Purge Time	Begin 1740 End 1740

Field Parameters

Color	No Sample
Odor	
Appearance	

	I	1V	2V	3V
Time				
DTW (ft bmp)				
pH (s.u.)				
Conductivity (mS/cm) or (µmhos/cm) 1)				
Temperature (°C)				
DO (mg/L)				
ORP (mV)				
Turbidity (NTU)				

Remarks: Well Went Dry (Y) / (N), After approximetly (0) Volumes removed.
Down Hole DO probe used for final reading

Parameter	Container	No.	Preservative
VOCs	40 ml VOAs		HCl

PID Reading: NA

Well Casing Volumes: Gal./Ft. (L/ft)

1/4" = 0.003 (0.01)	3/4"= 0.023 (0.087)	1 1/4" = 0.064	2" = 0.163	3" = 0.367	4" = 0.653
1/2" = 0.01 (0.039)	1"= 0.041 (0.154)	1 1/2" = 0.092	2-½" = 0.26	3-½" = 0.50	6" = 1.469

1) Circle one unit type

ARCADIS
Infrastructure, environment, facilities

Water Sampling Log

Project: LMC Utica — Project No.: NJ001047.0001.00103

Site Location: 525 French Road, Utica, NY — Date: 10/ 3 /13

Well No.: MW-14BR — Replicate No.: NA — Weather: P/C ~ 65°F

Sampling Personnel: D. Zuck — Sampling Time: Begin 10/4/13 1030 — End 10/4/13 1035

Purge Data

Measuring Point (describe)	TIC
Screen Setting (BLS)	See table
Sounded Well Depth (ft bmp)	66.94
Depth to Water (ft bmp)	43.65
Water Column in Well (ft)	23.29
Casing Diameter	2"
Gallons in Well	3.73
Gallons Purged	
Prior to Sampling	~5 gal
Evacuation Method	Bailer
Sampling Method	Bailer
Pump Intake	
Setting (ft bmp)	NA
Pumping Rate (gpm)	NA
Purge Time	Begin 1107 End 1030 (10/4/13)

Field Parameters

Color	Orange
Odor	None
Appearance	turbid

	I	1V	2V	Sample 3V
Time	1107	1130	1147	1030
DTW (ft bmp)	43.65		66.19'	64.80'
pH (s.u.)	7.24	7.25		7.95
Conductivity (mS/cm) or	8.454	8.825		8.849
(µmhos/cm) 1)				
Temperature (°C)	13.66	14.60		14.67
DO (mg/L)	0.88	1.59		2.30
ORP (mV)	-148.4	-141.3		-40.5
Turbidity (NTU)	16.4	82.0	Recharge	54.0

Remarks: Well Went Dry (Y) / (N), After approximetly (1.5) Volumes removed. (5 gal)
Down Hole DO probe used for final reading NA Due to Depth.

Parameter	Container	No.	Preservative
VOCs	40 ml VOAs	3	HCl

PID Reading: NA

Well Casing Volumes: Gal./Ft. (L/ft)

1/4" = 0.003 (0.01)	3/4"= 0.023 (0.087)	1¼" = 0.064	2" = 0.163	3" = 0.367	4" = 0.653
1/2" = 0.01 (0.039)	1"= 0.041 (0.154)	1½" = 0.092	2-½" = 0.26	3-½" = 0.50	6" = 1.469

1) Circle one unit type

ARCADIS
Infrastructure, environment, facilities

Water Sampling Log

Project: LMC Utica | Project No.: NJ001047.0001.00103
Site Location: 525 French Road, Utica, NY | Date: 10/ 4 /13
Well No.: MW-18 | Replicate No.: NA | Weather: overcast ~64°F

Sampling Personnel: D. Zak | Sampling Time: Begin 1256 End 1300

Purge Data

Measuring Point (describe)	TIC
Screen Setting (BLS)	See table
Sounded Well Depth (ft bmp)	14.45
Depth to Water (ft bmp)	3.28
Water Column in Well (ft)	11.17
Casing Diameter	2"
Gallons in Well	1.78
Gallons Purged Prior to Sampling	5.36
Evacuation Method	Bailer
Sampling Method	Bailer
Pump Intake Setting (ft bmp)	NA
Pumping Rate (gpm)	NA
Purge Time	Begin 1240 End 1255

Field Parameters

Color	Gray
Odor	None
Appearance	V. Turbid

	I	1V	2V	3V
Time	1240	1245	1249	1255
DTW (ft bmp)	3.28	/	/	/
pH (s.u.)	7.54	7.57	7.64	7.59
Conductivity (mS/cm) or (µmhos/cm) 1)	0.652	0.675	0.722	0.736
Temperature (°C)	17.33	16.40	16.23	* 15.7
DO (mg/L)	1.28	1.25	1.32	* 0.33
ORP (mV)	-12.3	-29.2	-44.4	-35.2
Turbidity (NTU)	21.6	127	594	>1000

Remarks: Well Went Dry (Y) / (N), After approximetly (NA) Volumes removed.
Down Hole DO probe used for final reading

Parameter	Container	No.	Preservative
VOCs	40 ml VOAs	3	HCl

PID Reading: NA

Well Casing Volumes: Gal./Ft. (L/ft)

1/4" = 0.003 (0.01)	3/4"= 0.023 (0.087)	1 1/4" = 0.064	2" = 0.163	3" = 0.367	4" = 0.653
1/2" = 0.01 (0.039)	1"= 0.041 (0.154)	1 1/2" = 0.092	2-½" = 0.26	3-½" = 0.50	6" = 1.469

1) Circle one unit type

ARCADIS
Infrastructure, environment, facilities

Water Sampling Log

Project: LMC Utica | Project No.: NJ001047.0001.00103
Site Location: 525 French Road, Utica, NY | Date: 10/ 4/ /13
Well No.: MW-19 | Replicate No.: NA | Weather: Overcast 70°F

Sampling Personnel: V. Zuck | Sampling Time: Begin 1437 End 1440

Purge Data

Measuring Point (describe)	T.I.C
Screen Setting (BLS)	See table
Sounded Well Depth (ft bmp)	14.64
Depth to Water (ft bmp)	1.18
Water Column in Well (ft)	13.46
Casing Diameter	2"
Gallons in Well	2.15
Gallons Purged	
Prior to Sampling	6.46
Evacuation Method	Bailer
Sampling Method	Bailer
Pump Intake	
Setting (ft bmp)	NA
Pumping Rate (gpm)	NA
Purge Time	Begin 1410 End 1435

Field Parameters

Color	Brown cloudy
Odor	None
Appearance	V. turbid

	I	1V	2V	3V
Time	1410	1416	1422	1435
DTW (ft bmp)	1.18	✓	✓	✓
pH (s.u.)	7.82	7.76	7.70	7.73
Conductivity (mS/cm) or	0.663	0.677	0.752	0.732
(µmhos/cm) 1)				
Temperature (°C)	20.18	19.86	19.28	18.0
DO (mg/L)	0.75	0.97	1.46	0.38
ORP (mV)	-58.6	-60.3	-51.6	-35.3
Turbidity (NTU)	9.5	102	493	71000

Remarks: Well Went Dry (Y) / (N) After approximetly (NA) Volumes removed.
Down Hole DO probe used for final reading

Parameter	Container	No.	Preservative
VOCs	40 ml VOAs	3	HCl

PID Reading: NA

Well Casing Volumes: Gal./Ft. (L/ft)

1/4" = 0.003 (0.01)	3/4"= 0.023 (0.087)	1 1/4" = 0.064	2" = 0.163	3" = 0.367	4" = 0.653
1/2" = 0.01 (0.039)	1"= 0.041 (0.154)	1 1/2" = 0.092	2-½" = 0.26	3-½" = 0.50	6" = 1.469

1) Circle one unit type

ARCADIS
Infrastructure, environment, facilities

Water Sampling Log

Project: LMC Utica | Project No.: NJ001047.0001.00103
Site Location: 525 French Road, Utica, NY | Date: 10/ 4 /13
Well No.: MW-20 | Replicate No.: NA | Weather: overcast 72°F

Sampling Personnel: D. Zuck | Sampling Time: Begin 1516 End 1520

Purge Data

Measuring Point (describe)	TIC
Screen Setting (BLS)	See table
Sounded Well Depth (ft bmp)	14.48
Depth to Water (ft bmp)	2.38
Water Column in Well (ft)	12.1
Casing Diameter	1.93
Gallons in Well	1.2
Gallons Purged	
Prior to Sampling	5.8
Evacuation Method	Bailer
Sampling Method	Bailer
Pump Intake	
Setting (ft bmp)	NA
Pumping Rate (gpm)	NA
Purge Time	Begin 1500 End 1515

Field Parameters

Color	Cloudy
Odor	Bio like
Appearance	V. turbid

	I	1V	2V	3V
Time	1500	1505	1510	1515
DTW (ft bmp)	2.38	—	—	—
pH (s.u.)	6.96	6.98	~~7.18~~ 7.04	7.30
Conductivity (mS/cm) or (µmhos/cm) 1)	5.510	6.253	6.981	5.082
Temperature (°C)	20.62	19.85	19.67	18.6
DO (mg/L)	0.86	1.10	0.99	0.21
ORP (mV)	-53.8	-59.3	-67.1	-93.4
Turbidity (NTU)	36.8	269	71.4	71000

Remarks: Well Went Dry (Y) / (N); After approximetly (NA) Volumes removed.
Down Hole DO probe used for final reading
Samples Afterward

Parameter	Container	No.	Preservative
VOCs	40 ml VOAs	3	HCl

PID Reading: NA

Well Casing Volumes: Gal./Ft. (L/ft)

1/4" = 0.003 (0.01)	3/4"= 0.023 (0.087)	1 1/4" = 0.064	2" = 0.163	3" = 0.367	4" = 0.653
1/2" = 0.01 (0.039)	1"= 0.041 (0.154)	1 1/2" = 0.092	2-½" = 0.26	3-½" = 0.50	6" = 1.469

1) Circle one unit type

ARCADIS
Infrastructure, environment, facilities

Water Sampling Log

Project: LMC Utica | Project No.: NJ001047.0001.00103
Site Location: 525 French Road, Utica, NY | Date: 10/ 4 /13
Well No.: MW-2J | Replicate No.: NA | Weather: Overcast ~72°F
Sampling Personnel: D. Zuck | Sampling Time: Begin 1555 End 1600

Purge Data

Measuring Point (describe)	TIC
Screen Setting (BLS)	See table
Sounded Well Depth (ft bmp)	14.39
Depth to Water (ft bmp)	2.67
Water Column in Well (ft)	11.72
Casing Diameter	
Gallons in Well	1.87
Gallons Purged Prior to Sampling	5.6
Evacuation Method	Bailer
Sampling Method	Bailer
Pump Intake Setting (ft bmp)	NA
Pumping Rate (gpm)	NA
Purge Time	Begin 1540 End 1552

Field Parameters

Color	Lt Brown
Odor	None
Appearance	V. Turbid

	I	1V	2V	3V
Time	1540	1544	1547	1552
DTW (ft bmp)	2.67	—	—	—
pH (s.u.)	7.64	7.68	7.72	7.66
Conductivity (mS/cm) or (µmhos/cm) 1)	2.758	6.006	6.176	5.891
Temperature (°C)	20.19	20.50	20.51	20.6
DO (mg/L)	1.50	0.85	0.85	0.13
ORP (mV)	-23.9	-46.1	-63.3	-68.5
Turbidity (NTU)	10	326	867	710

Remarks: Well Went Dry (Y) / (N) After approximetly (NA) Volumes removed.
Down Hole DO probe used for final reading

Parameter	Container	No.	Preservative
VOCs	40 ml VOAs	3	HCl

PID Reading: NA

Well Casing Volumes: Gal./Ft. (L/ft)

1/4" = 0.003 (0.01)	3/4"= 0.023 (0.087)	1 1/4" = 0.064	2" = 0.163	3" = 0.367	4" = 0.653
1/2" = 0.01 (0.039)	1"= 0.041 (0.154)	1 1/2" = 0.092	2-½" = 0.26	3-½" = 0.50	6" = 1.469

1) Circle one unit type

ARCADIS
Infrastructure, environment, facilities

Water Sampling Log

Project: LMC Utica
Project No.: NJ001047.0001.00103
Site Location: 525 French Road, Utica, NY
Date: 10/ 2 /13
Well No.: PZ-5
Replicate No.: NA
Weather: NA

Sampling Personnel: D. Zuck
Sampling Time: Begin 1605 End 1608

Purge Data

Measuring Point (describe)	TIC
Screen Setting (BLS)	See table
Sounded Well Depth (ft bmp)	10.80'
Depth to Water (ft bmp)	9.17
Water Column in Well (ft)	1.63
Casing Diameter	0.75"
Gallons in Well	0.037
Gallons Purged Prior to Sampling	~ 0.04
Evacuation Method	Bailer
Sampling Method	Bailer
Pump Intake Setting (ft bmp)	NA
Pumping Rate (gpm)	NA
Purge Time	Begin 1608 End 1614

Field Parameters

Color	Lt Brown
Odor	Chemical + Sulfur like
Appearance	Clear w/slight flakes

	1	1V	2V (Final)	3V
Time	1608	1612	1615	
DTW (ft bmp)	9.17	—	10.63	
pH (s.u.)	7.59	7.59		
Conductivity (mS/cm) or	1.839	1.832		
(µmhos/cm) 1)	—	—		
Temperature (°C)	20.69	20.71	20.9	
DO (mg/L)	1.88	2.15	2.96	
ORP (mV)	-48.6			
Turbidity (NTU)	52.5	49.5		

Remarks: Well Went Dry (Y) / (N), After approximetly (1.5) Volumes removed.
Down Hole DO probe used for final reading

Parameter	Container	No.	Preservative
VOCs	40 ml VOAs	3	HCl

PID Reading: NA

Well Casing Volumes: Gal./Ft. (L/ft)

1/4" = 0.003 (0.01)	3/4"= 0.023 (0.087)	1 1/4" = 0.064	2" = 0.163	3" = 0.367	4" = 0.653
1/2" = 0.01 (0.039)	1"= 0.041 (0.154)	1 1/2" = 0.092	2-½" = 0.26	3-½" = 0.50	6" = 1.469

1) Circle one unit type

ARCADIS
Infrastructure, environment, facilities

Water Sampling Log

Project: LMC Utica | Project No.: NJ001047.0001.00103
Site Location: 525 French Road, Utica, NY | Date: 10/ 2 /13
Well No.: PZ-6 | Replicate No.: NA | Weather: NA

Sampling Personnel: D. Zuck | Sampling Time: Begin 1640 | End 1645

Purge Data

Measuring Point (describe)	TIC
Screen Setting (BLS)	See table
Sounded Well Depth (ft bmp)	10.43
Depth to Water (ft bmp)	9.27
Water Column in Well (ft)	1.16
Casing Diameter	0.75
Gallons in Well	0.026
Gallons Purged Prior to Sampling	~0.03
Evacuation Method	Bailer
Sampling Method	Bailer
Pump Intake Setting (ft bmp)	NA
Pumping Rate (gpm)	NA
Purge Time	Begin 1640 End 1652

Field Parameters

Color	Lt Brown			
Odor	Slt sulfur like			
Appearance	Clear w/slt Turb (Rust)			
	I	1V (Frag/ ~~Sample~~)	2V	3V
Time	1645	1652		
DTW (ft bmp)	9.27	10.37		
pH (s.u.)	7.15			
Conductivity (mS/cm) or	1.727			
(µmhos/cm) 1)				
Temperature (°C)	21.20	* 21.6		
DO (mg/L)	2.39	* 1.52		
ORP (mV)	-40.0			
Turbidity (NTU)	96.8			

Remarks: Well Went Dry (Y) / (N), After approximetly (1) Volumes removed.
* Down Hole DO probe used for final reading

Parameter	Container	No.	Preservative
VOCs	40 ml VOAs	3	HCl

PID Reading: NA

Well Casing Volumes: Gal./Ft. (L/ft)

1/4" = 0.003 (0.01)	3/4"= 0.023 (0.087)	1 1/4" = 0.064	2" = 0.163	3" = 0.367	4" = 0.653
1/2" = 0.01 (0.039)	1"= 0.041 (0.154)	1 1/2" = 0.092	2-½" = 0.26	3-½" = 0.50	6" = 1.469

1) Circle one unit type

ARCADIS
Infrastructure, environment, facilities

Water Sampling Log

Project: LMC Utica
Project No.: NJ001047.0001.00103
Site Location: 525 French Road, Utica, NY
Date: 10/ 2 /13
Well No.: PZ-7
Replicate No.: NA
Weather: NA

Sampling Personnel: D. Zuk
Sampling Time: Begin 1705 End 1710

Purge Data

Measuring Point (describe)	TIC
Screen Setting (BLS)	See table
Sounded Well Depth (ft bmp)	10.49
Depth to Water (ft bmp)	8.86
Water Column in Well (ft)	1.63
Casing Diameter	0.75
Gallons in Well	0.037
Gallons Purged Prior to Sampling	~0.04
Evacuation Method	Bailer
Sampling Method	Bailer
Pump Intake Setting (ft bmp)	NA
Pumping Rate (gpm)	NA
Purge Time	Begin 1705 End 1720

Field Parameters

Color	Lt Brown
Odor	Slt → No odor
Appearance	Clear w/ trace turbidity

	1	Final 1V	2V	3V
Time	1710	1720		
DTW (ft bmp)	/			
pH (s.u.)	7.07			
Conductivity (mS/cm) or	1.019			
(µmhos/cm) 1)	/			
Temperature (°C)	21.71	22.0		
DO (mg/L)	2.17	3.85		
ORP (mV)	-60.9			
Turbidity (NTU)	5.95			

Remarks: Well Went Dry (Y) / (N), After approximetly (0.9) Volumes removed.
Down Hole DO probe used for final reading

Parameter	Container	No.	Preservative
VOCs	40 ml VOAs	3	HCl

PID Reading: NA

Well Casing Volumes: Gal./Ft. (L/ft)

1/4" = 0.003 (0.01)	3/4"= 0.023 (0.087)	1 1/4" = 0.064	2" = 0.163	3" = 0.367	4" = 0.653
1/2" = 0.01 (0.039)	1"= 0.041 (0.154)	1 1/2" = 0.092	2-½" = 0.26	3-½" = 0.50	6" = 1.469

1) Circle one unit type

ARCADIS
Infrastructure, environment, facilities

Water Sampling Log

Project: LMC Utica
Project No.: NJ001047.0001.00103
Site Location: 525 French Road, Utica, NY
Date: 10/ 2 /13
Well No.: PZ-8
Replicate No.: NA
Weather: NA

Sampling Personnel: D. Zuck
Sampling Time: Begin 1530 End 1555

Purge Data

Measuring Point (describe)	TIC
Screen Setting (BLS)	See table
Sounded Well Depth (ft bmp)	9.83
Depth to Water (ft bmp)	9.75
Water Column in Well (ft)	0.08
Casing Diameter	0.75"
Gallons in Well	0.001
Gallons Purged	
Prior to Sampling	0
Evacuation Method	Bailer
Sampling Method	Bailer
Pump Intake	
Setting (ft bmp)	NA
Pumping Rate (gpm)	NA
Purge Time	Begin 1550 End 1555

Field Parameters

Color: Lt Brown
Odor: Sulfur like
Appearance: Turbid

	I	1V	2V	3V
Time	1550			
DTW (ft bmp)	9.75			
pH (s.u.)	NA			
Conductivity (mS/cm) or (µmhos/cm) 1)				
Temperature (°C)				
DO (mg/L)				
ORP (mV)				
Turbidity (NTU)				

Remarks: Well Went Dry (Y) / (N), After approximetly (1) Volumes removed.
Down Hole DO probe used for final reading
Unable to collect Sample Due to well Volume + Recovery Rate.

Parameter	Container	No.	Preservative
VOCs	40 ml VOAs		HCl

PID Reading: NA

Well Casing Volumes: Gal./Ft. (L/ft)

1/4" = 0.003 (0.01)	3/4"= 0.023 (0.087)	1 1/4" = 0.064	2" = 0.163	3" = 0.367	4" = 0.653
1/2" = 0.01 (0.039)	1"= 0.041 (0.154)	1 1/2" = 0.092	2-½" = 0.26	3-½" = 0.50	6" = 1.469

1) Circle one unit type

ARCADIS
Infrastructure, environment, facilities

Water Sampling Log

Project: LMC Utica — Project No.: NJ001047.0001.00103
Site Location: 525 French Road, Utica, NY — Date: 10/ 2 /13
Well No.: PZ-11R — Replicate No.: NA — Weather: Clear ~ 68°F
Sampling Personnel: D. Zuck — Sampling Time: Begin 10/4/13 1050 — End 10/4/13 1055

Purge Data

Measuring Point (describe)	TIC
Screen Setting (BLS)	See table
Sounded Well Depth (ft bmp)	9.90
Depth to Water (ft bmp)	8.73
Water Column in Well (ft)	1.17
Casing Diameter	1"
Gallons in Well	~0.04
Gallons Purged	
Prior to Sampling	160 mL
Evacuation Method	Peristaltic
Sampling Method	Peristaltic
Pump Intake	
Setting (ft bmp)	Variable
Pumping Rate (gpm)	200mL/min
Purge Time	Begin 1805 End 1050 (10/4/13)

Field Parameters

Color	Orangish Brown
Odor	None
Appearance	V. Turbid

	1	Pre Sample ~~1V~~	2V	3V
Time	1805	1050		
DTW (ft bmp)	8.73	8.80		
pH (s.u.)	7.16	7.30		
Conductivity (mS/cm) or (µmhos/cm) 1)	3.180	2.901		
Temperature (°C)	20.45	18.8		
DO (mg/L)	3.94	2.98		
ORP (mV)	62.2	-19.3		
Turbidity (NTU)	1434	54.6		

Remarks: Well Went Dry (Y) / (N), After approximetly (1V) Volumes removed.
* Down Hole DO probe used for final reading

Parameter	Container	No.	Preservative
VOCs	40 ml VOAs	3	HCl

PID Reading: NA

Well Casing Volumes: Gal./Ft. (L/ft)

1/4" = 0.003 (0.01)	3/4"= 0.023 (0.087)	1 1/4" = 0.064	2" = 0.163	3" = 0.367	4" = 0.653
1/2" = 0.01 (0.039)	1"= 0.041 (0.154)	1 1/2" = 0.092	2-½" = 0.26	3-½" = 0.50	6" = 1.469

1) Circle one unit type

ARCADIS
Infrastructure, environment, facilities

Water Sampling Log

Project: LMC Utica | Project No.: NJ001047.0001.00103
Site Location: 525 French Road, Utica, NY | Date: 10/ 2 /13
Well No.: PZ-13R | Replicate No.: NA | Weather: Clear ~69°F

Sampling Personnel: D. Zak | Sampling Time: Begin 1220 | End 1225

Purge Data

Measuring Point (describe)	TIC
Screen Setting (BLS)	See table
Sounded Well Depth (ft bmp)	9.84
Depth to Water (ft bmp)	8.18
Water Column in Well (ft)	1.66
Casing Diameter	10"
Gallons in Well	~0.06
Gallons Purged	
Prior to Sampling	210 mL
Evacuation Method	Peristaltic
Sampling Method	Peristaltic
Pump Intake	
Setting (ft bmp)	Variable
Pumping Rate (gpm)	~200mL/min
Purge Time	Begin 1725 End 1727

Field Parameters

Color	Lt Brown
Odor	None
Appearance	Slt turbid/Clear

	1	Sample ~~1V~~	2V	3V
Time	1725	1220		
DTW (ft bmp)	8.18	8.60		
pH (s.u.)	6.93	6.89		
Conductivity (mS/cm) or	6.874	7.52		
(µmhos/cm) 1)	—	—		
Temperature (°C)	20.29	* 20.2 21.10		
DO (mg/L)	2.34	* 0.86		
ORP (mV)	-52.9	-18.0		
Turbidity (NTU)	153	104		

Remarks: Well Went Dry (Y) / (N), After approximetly (+1) Volumes removed.
* Down Hole DO probe used for final reading

Parameter	Container	No.	Preservative
VOCs	40 ml VOAs	3	HCl

PID Reading: NA

Well Casing Volumes: Gal./Ft. (L/ft)

1/4" = 0.003 (0.01)	3/4"= 0.023 (0.087)	1 1/4" = 0.064	2" = 0.163	3" = 0.367	4" = 0.653
1/2" = 0.01 (0.039)	1"= 0.041 (0.154)	1 1/2" = 0.092	2-½" = 0.26	3-½" = 0.50	6" = 1.469

1) Circle one unit type

ARCADIS
Infrastructure, environment, facilities

Water Sampling Log

Project: LMC Utica | Project No.: NJ001047.0001.00103
Site Location: 525 French Road, Utica, NY | Date: 10/ 3 /13
Well No.: PZ-18 | Replicate No.: NA | Weather: P/C ~72°F
Sampling Personnel: D. Zuck | Sampling Time: Begin 10/4/13 1105 | End 10/4/13 1110

Purge Data

Measuring Point (describe)	TIC
Screen Setting (BLS)	
Sounded Well Depth (ft bmp)	8.80
Depth to Water (ft bmp)	8.07
Water Column in Well (ft)	0.73
Casing Diameter	1"
Gallons in Well	0.02
Gallons Purged	
Prior to Sampling	100 mL (Dry)
Evacuation Method	Peristaltic
Sampling Method	Peristaltic
Pump Intake	
Setting (ft bmp)	Bottom
Pumping Rate (gpm)	200 mL/min
Purge Time	Begin 1212 End 1213

Field Parameters

Color	Lt Brown
Odor	None
Appearance	Slt. Turb.

	1	1V (Post Sample)	2V	3V
Time	1212	1105		
DTW (ft bmp)	8.07	8.04		
pH (s.u.)	6.99			
Conductivity (mS/cm) or (µmhos/cm) 1)	6102			
Temperature (°C)	21.61	18.9		
DO (mg/L)	2.44	0.74		
ORP (mV)	-61.1			
Turbidity (NTU)	1330			

Remarks: Well Went Dry (Y) / (N), After approximetly (1) Volumes removed. 100 mL
Down Hole DO probe used for final reading

Parameter	Container	No.	Preservative
VOCs	40 ml VOAs	2	HCl

PID Reading: NA

Well Casing Volumes: Gal./Ft. (L/ft)

1/4" = 0.003 (0.01)	3/4"= 0.023 (0.087)	1 1/4" = 0.064	2" = 0.163	3" = 0.367	4" = 0.653
1/2" = 0.01 (0.039)	1"= 0.041 (0.154)	1 1/2" = 0.092	2-½" = 0.26	3-½" = 0.50	6" = 1.469

1) Circle one unit type

ARCADIS
Infrastructure, environment, facilities

Water Sampling Log

Project: LMC Utica | Project No.: NJ001047.0001.00103
Site Location: 525 French Road, Utica, NY | Date: 10/ 7 /13
Well No.: PZ-26 | Replicate No.: NA | Weather: P/c ~ 68°F
Sampling Personnel: D Zuck | Sampling Time: Begin 1115 End 1120

Purge Data

Measuring Point (describe)	TIC
Screen Setting (BLS)	See table
Sounded Well Depth (ft bmp)	22.74
Depth to Water (ft bmp)	8.91
Water Column in Well (ft)	13.87
Casing Diameter	1"
Gallons in Well	0.56
Gallons Purged	
Prior to Sampling	~3V = 1.70
Evacuation Method	Bailer
Sampling Method	Bailer
Pump Intake	
Setting (ft bmp)	NA
Pumping Rate (gpm)	NA
Purge Time	Begin 1040 End 1110

Field Parameters

Color	Gray
Odor	None
Appearance	V. turbid

	I	1V	2V	3V
Time	1040	1050	1100	1110
DTW (ft bmp)	8.91	—	—	—
pH (s.u.)	7.99	8.05	8.14	8.11
Conductivity (mS/cm) or	0.622	0.643	0.608	0.599
(µmhos/cm) 1)	—	—	—	—
Temperature (°C)	19.05	16.87	16.32	*15.51
DO (mg/L)	1.20	1.62	1.52	*2.39
ORP (mV)	-53.0	-45.7	-50.9	-40.9
Turbidity (NTU)	991	>1000	>1000	>1000

Remarks: Well Went Dry (Y) / (N), After approximetly (—) Volumes removed.
*Down Hole DO probe used for final reading

Parameter	Container	No.	Preservative
VOCs	40 ml VOAs	3	HCl

PID Reading NA

Well Casing Volumes: Gal./Ft. (L/ft)

1/4" = 0.003 (0.01)	3/4"= 0.023 (0.087)	1 1/4" = 0.064	2" = 0.163	3" = 0.367	4" = 0.653
1/2" = 0.01 (0.039)	1"= 0.041 (0.154)	1 1/2" = 0.092	2-½" = 0.26	3-½" = 0.50	6" = 1.469

1) Circle one unit type

APPENDIX G—
DATA USABILITY SUMMARY REPORT (On Attached CD)

Imagine the result

Lockheed Martin Corporation

Data Usability Summary Report

UTICA, NEW YORK

Volatiles

SDG# 480-47308-1

Analyses Performed By:
TestAmerica
Amherst, New York

Report: #20590R
Review Level: Tier III
Project: NJ001037.0001.00005

SUMMARY

This data quality assessment summarizes the review of Sample Delivery Group (SDG) # 480-47308-1 for samples collected in association with the Lockheed Martin West Lot Site, Utica, New York. The review was conducted as a Tier III evaluation and included review of data package completeness. Only analytical data associated with constituents of concern were reviewed for this validation. Field documentation was not included in this review. Included with this assessment are the validation annotated sample result sheets, and chain of custody. Analyses were performed on the following samples:

Sample ID	Lab ID	Matrix	Sample Collection Date	Parent Sample	Analysis				
					VOC	SVOC	PCB	MET	MISC
MW-1-20131003	480-47308-1	Water	10/3/2013		X				
MW-20-20131004	480-47308-10	Water	10/4/2013		X				
MW-21-20131004	480-47308-11	Water	10/4/2013		X				
PZ-5-20131002	480-47308-12	Water	10/2/2013		X				
PZ-6-20131002	480-47308-13	Water	10/2/2013		X				
PZ-7-20131002	480-47308-14	Water	10/2/2013		X				
PZ-11R-20131004	480-47308-15	Water	10/4/2013		X				
PZ-13R-20131003	480-47308-16	Water	10/3/2013		X				
PZ-18-20131004	480-47308-17	Water	10/4/2013		X				
A1-PZ-2-20131004	480-47308-19	Water	10/4/2013		X				
MW-2-20131003	480-47308-2	Water	10/3/2013		X				
A2-PZ-1-20131004	480-47308-20	Water	10/4/2013		X				
A2-PZ-2-20131004	480-47308-21	Water	10/4/2013		X				
TRIP BLANK-20131004	480-47308-22	Water	10/4/2013		X				
DUP-100313-20131003	480-47308-23	Water	10/3/2013	MW-10-20131003	X				
DUP-2-100313-20131003	480-47308-24	Water	10/3/2013	MW-3-20131003	X				
MW-3-20131003	480-47308-3	Water	10/3/2013		X				
MW-4-20131003	480-47308-4	Water	10/3/2013		X				
MW-5-20131002	480-47308-5	Water	10/2/2013		X				
MW-10-20131003	480-47308-6	Water	10/3/2013		X				
MW-14BR-20131004	480-47308-7	Water	10/4/2013		X				
MW-18-20131004	480-47308-8	Water	10/4/2013		X				
MW-19-20131004	480-47308-9	Water	10/4/2013		X				
PZ-26-20131007	480-47616-1	Water	10/7/2013		X				

Sample ID	Lab ID	Matrix	Sample Collection Date	Parent Sample	Analysis				
					VOC	SVOC	PCB	MET	MISC
TRIP BLANK-20131007	480-47616-2	Water	10/7/2013		X				

Note: The matrix spike/matrix spike duplicate for VOCs was performed on sample MW-1-20131003.

ANALYTICAL DATA PACKAGE DOCUMENTATION

Items Reviewed	Reported		Performance Acceptable		Not Required
	No	Yes	No	Yes	
Sample receipt condition		X		X	
Requested analyses and sample results		X		X	
Collection Technique (grab, composite, etc.)		X		X	
Methods of analysis		X		X	
Reporting limits		X		X	
Sample collection date		X		X	
Laboratory sample received date		X		X	
Sample preservation verification (as applicable)		X	X		
Sample preparation/extraction/analysis dates		X		X	
Fully executed Chain-of-Custody (COC) form completed		X		X	
Narrative summary of QA or sample problems provided		X		X	
Data Package Completeness and Compliance		X		X	

QA - Quality Assurance

INTRODUCTION

Analyses were performed according to United States Environmental Protection Agency (USEPA) SW-846 methods 8260. Data were reviewed in accordance with USEPA National Functional Guidelines of October 1999, USEPA Region II SOPs and NYSDEC ASP 2005.

The data review process is an evaluation of data on a technical basis rather than a determination of contract compliance. As such, the standards against which the data are being weighed may differ from those specified in the analytical method. It is assumed that the data package represents the best efforts of the laboratory and had already been subjected to adequate and sufficient quality review prior to submission.

During the review process, laboratory qualified and unqualified data are verified against the supporting documentation. Based on this evaluation, qualifier codes may be added, deleted, or modified by the data reviewer. Results are qualified with the following codes in accordance with USEPA National Functional Guidelines:

- Concentration (C) Qualifiers

  U The compound was analyzed for but not detected. The associated value is the compound quantitation limit.

  B The compound has been found in the sample as well as its associated blank, its presence in the sample may be suspect.

- Quantitation (Q) Qualifiers

  E The compound was quantitated above the calibration range.

  D Concentration is based on a diluted sample analysis.

- Validation Qualifiers

  J The compound was positively identified; however, the associated numerical value is an estimated concentration only.

  UJ The compound was not detected above the reported sample quantitation limit. However, the reported limit is approximate and may or may not represent the actual limit of quantitation.

  JN The analysis indicates the presence of a compound for which there is presumptive evidence to make a tentative identification. The associated numerical value is an estimated concentration only.

  UB Compound considered non-detect at the listed value due to associated blank contamination.

  N The analysis indicates the presence of a compound for which there is presumptive evidence to make a tentative identification.

  R The sample results are rejected.

Two facts should be noted by all data users. First, the "R" flag means that the associated value is unusable. In other words, due to significant quality control (QC) problems, the analysis is invalid and provides no information as to whether the compound is present or not. "R" values should not appear on data tables because they cannot be relied upon, even as a last resort. The second fact to keep in mind is that no compound concentration, even if it has passed all QC tests, is guaranteed to be accurate. Strict QC serves to increase confidence in data but any value potentially contains error.

VOLATILE ORGANIC COMPOUND (VOC) ANALYSES

1. Holding Times

The specified holding times for the following methods are presented in the following table.

Method	Matrix	Holding Time	Preservation
SW-846 8260	Water	14 days from collection to analysis (7 days if unpreserved)	Cool to <6 °C; preserved to a pH of less than 2 s.u.
	Soil	14 days from collection to analysis	Cool to <6 °C.

s.u. Standard units

The analyses that exceeded the holding time and/or preservation criteria are presented in the following table.

Sample Locations	Preservation/ Holding Time	Criteria
MW-20-20131004	Unpreserved and analyzed in 12 days	pH < 2 or analyzed in < 7 days
MW-5-20131002	Unpreserved and analyzed in 14 days	

Sample results associated with sample locations analyzed by analytical method SW-846 8260 were qualified, as specified in the table below. All other holding times were met.

Criteria	Qualification	
	Detected Analytes	Non-detect Analytes
Unpreserved and analysis completed less than two times holding time	J	UJ

2. Blank Contamination

Quality assurance (QA) blanks (i.e., method and rinse blanks) are prepared to identify any contamination which may have been introduced into the samples during sample preparation or field activity. Method blanks measure laboratory contamination. Rinse blanks measure contamination of samples during field operations.

A blank action level (BAL) of five times the concentration of a detected compound in an associated blank (common laboratory contaminant compounds are calculated at ten times) is calculated for QA blanks containing concentrations greater than the method detection limit (MDL). The BAL is compared to the associated sample results to determine the appropriate qualification of the sample results, if needed.

Compounds were not detected above the MDL in the associated blanks; therefore detected sample results were not associated with blank contamination.

3. Mass Spectrometer Tuning

Mass spectrometer performance was acceptable and all analyses were performed within a 12-hour tune clock.

System performance and column resolution were acceptable.

4. Calibration

Satisfactory instrument calibration is established to insure that the instrument is capable of producing acceptable quantitative data. An initial calibration demonstrates that the instrument is capable of acceptable performance at the beginning of an experimental sequence. The continuing calibration verifies that the instrument daily performance is satisfactory.

4.1 Initial Calibration

The method specifies percent relative standard deviation (%RSD) and relative response factor (RRF) limits for select compounds only. A technical review of the data applies limits to all compounds with no exceptions.

All target compounds associated with the initial calibration standards must exhibit a %RSD less than the control limit (15%) or a correlation coefficient greater than 0.99 and an RRF value greater than control limit (0.05).

4.2 Continuing Calibration

All target compounds associated with the continuing calibration standard must exhibit a percent difference (%D) less than the control limit (20%) and RRF value greater than control limit (0.05).

All compounds associated with the calibrations were within the specified control limits, with the exception of the compounds presented in the following table.

Sample Locations	Initial/ Continuing	Compound	Criteria
PZ-26-20131007 TRIP BLANK-20131007	CCV %D	1,2-Dibromo-3-chloropropane	-22.1%
		Dichlorodifluoromethane	24.1%
MW-1-20131003 MW-2-20131003 MW-3-20131003 MW-4-20131003 MW-5-20131002 MW-10-20131003 MW-14BR-20131004 MW-18-20131004 MW-19-20131004 MW-21-20131004 PZ-5-20131002 PZ-6-20131002 PZ-7-20131002 PZ-11R-20131004 PZ-13R-20131003 PZ-18-20131004 A1-PZ-2-20131004	CCV %D	1,1,2-Trichloro-1,2,2-trifluoroethane	-20.7%
		Carbon disulfide	-24.6%
		Dichlorodifluoromethane	34.5%

Sample Locations	Initial/ Continuing	Compound	Criteria
A2-PZ-1-20131004			
A2-PZ-2-20131004 DUP-100313-20131003 DUP-2-100313-20131003	CCV %D	Dichlorodifluoromethane	36.7%

The criteria used to evaluate the initial and continuing calibration are presented in the following table. In the case of a calibration deviation, the sample results are qualified.

Initial/Continuing	Criteria	Sample Result	Qualification
Initial and Continuing Calibration	RRF <0.05	Non-detect	R
		Detect	J
	RRF <0.01[1]	Non-detect	R
		Detect	J
	RRF >0.05 or RRF >0.01[1]	Non-detect	No Action
		Detect	
Initial Calibration	%RSD > 15% or a correlation coefficient <0.99	Non-detect	UJ
		Detect	J
Continuing Calibration	%D >20% (increase in sensitivity)	Non-detect	No Action
		Detect	J
	%D >20% (decrease in sensitivity)	Non-detect	UJ
		Detect	J

[1] RRF of 0.01 only applies to compounds which are typically poor responding compounds (i.e., ketones, 1,4-dioxane, etc.)

5. Surrogates/System Monitoring Compounds

All samples to be analyzed for organic compounds are spiked with surrogate compounds prior to sample preparation to evaluate overall laboratory performance and efficiency of the analytical technique. VOC analysis requires that all surrogates associated with the analysis exhibit recoveries within the laboratory-established acceptance limits.

All surrogate recoveries were within control limits.

6. Internal Standard Performance

Internal standard performance criteria insure that the GC/MS sensitivity and response are stable during every sample analysis. The criteria requires the internal standard compounds associated with the VOC exhibit area counts that are not greater than two times (+100%) or less than one-half (-50%) of the area counts of the associated continuing calibration standard.

All internal standard responses were within control limits.

7. Matrix Spike/Matrix Spike Duplicate (MS/MSD) Analysis

MS/MSD data are used to assess the precision and accuracy of the analytical method. The compounds used to perform the MS/MSD analysis must exhibit a percent recovery within the laboratory-established acceptance limits. The relative percent difference (RPD) between the MS/MSD recoveries must exhibit an RPD within the laboratory-established acceptance limits.

Note: The MS/MSD recovery control limits do not apply for MS/MSD performed on sample locations where the compound concentration detected in the parent sample exceeds the MS/MSD concentration by a factor of four or greater.

Sample locations associated with the MS/MSD exhibiting recoveries outside of the control limits are presented in the following table.

Sample Locations	Compound	MS Recovery	MSD Recovery
MW-1-20131003	1,1,1-Trichloroethane	>UL	AC
	cis-1,2-Dichloroethene		
	Trichloroethene		
	Vinyl chloride		
	1,1-Dichloroethene	>UL	>UL

AC Acceptable

The criteria used to evaluate the MS/MSD recoveries are presented in the following table. In the case of an MS/MSD deviation, the sample results are qualified as documented in the table below.

Control Limit	Sample Result	Qualification
> the upper control limit (UL)	Non-detect	No Action
	Detect	J
< the lower control limit (LL) but > 10%	Non-detect	UJ
	Detect	J
< 10%	Non-detect	R
	Detect	J
Parent sample concentration > four times the MS/MSD spiking solution concentration.	Detect	No Action
	Non-detect	

8. Laboratory Control Sample/Laboratory Control Sample Duplicate (LCS/LCSD) Analysis

The LCS/LCSD analysis is used to assess the precision and accuracy of the analytical method independent of matrix interferences. The compounds associated with the LCS/LCSD analysis must exhibit a percent recovery within the laboratory-established acceptance limits.

Sample locations associated with LCS/LCSD analysis exhibiting recoveries outside of the control limits presented in the following table.

Sample Locations	Compound	LCS Recovery	LCSD Recovery
A2-PZ-2-20131004 DUP-100313-20131003 DUP-2-100313-20131003	Dichlorodifluoromethane	>UL	-
PZ-26-20131007 TRIP BLANK-20131007	2-Butanone	>UL	AC
	Dichlorodifluoromethane		

The criteria used to evaluate the LCS/LCSD recoveries are presented in the following table. In the case of an LCS/LCSD deviation, the sample results are qualified as documented in the table below.

Control Limit	Sample Result	Qualification
> the upper control limit (UL)	Non-detect	No Action
	Detect	J
< the lower control limit (LL) but > 10%	Non-detect	UJ
	Detect	J
< 10%	Non-detect	R
	Detect	J

9. Field Duplicate Analysis

Field duplicate analysis is used to assess the precision and accuracy of the field sampling procedures and analytical method. A control limit of 50% for water matrices is applied to the RPD between the parent sample and the field duplicate. In the instance when the parent and/or duplicate sample concentrations are less than or equal to 5 times the RL, a control limit of two times the RL is applied for water matrices.

Results for duplicate samples are summarized in the following table.

Sample ID/Duplicate ID	Compound	Sample Result	Duplicate Result	RPD
MW-3-20131003/ DUP-2-100313-20131003	1,1-Dichloroethane	4.2	4.4	AC
	cis-1,2-Dichloroethene	28	29	3.5%
	Tetrachloroethene	9.6	9.5	1.0%
	Trichloroethene	11	12	8.6%
	Vinyl chloride	5.2	5.4	AC
MW-10-20131003/ DUP-100313-20131003	1,1-Dichloroethane	2.9	3	AC
	cis-1,2-Dichloroethene	35	34	2.8%
	trans-1,2-Dichloroethene	2.3	2.4	AC
	Trichloroethene	0.72	0.79	AC
	Vinyl chloride	20	20	0.0%

AC Acceptable
NC Not compliant

The calculated RPDs between the parent sample and field duplicate were acceptable.

10. Compound Identification

Compounds are identified on the GC/MS by using the analytes relative retention time and ion spectra.

Sample results associated with compound that exhibited a concentration greater than the linear range of the instrument calibration are summarized in the following table.

Sample ID	Compound	Original Analysis	Diluted Analysis	Reported Analysis
PZ-6-20131002	Tetrachloroethene	120 E	100 D	100 D

Note: In the instance where both the original analysis and the diluted analysis sample results exhibited a concentration greater than and/or less than the calibration linear range of the instrument; the sample result exhibiting the greatest concentration will be reported as the final result.

Sample results associated with compounds exhibiting concentrations greater than the linear range are qualified as documented in the table below when reported as the final reported sample result.

Reported Sample Results	Qualification
Diluted sample result within calibration range	D
Diluted sample result less than the calibration range	DJ
Diluted sample result greater than the calibration range	EDJ
Original sample result greater than the calibration range	EJ

11. System Performance and Overall Assessment

Overall system performance was acceptable. Other than for those deviations specifically mentioned in this review, the overall data quality is within the guidelines specified in the method.

DATA VALIDATION CHECKLIST FOR VOCs

VOCs: SW-846 8260	Reported		Performance Acceptable		Not Required
	No	Yes	No	Yes	
GAS CHROMATOGRAPHY/MASS SPECTROMETRY (GC/MS)					
Tier II Validation					
Holding times		X	X		
Reporting limits (units)		X		X	
Blanks					
A. Method blanks		X		X	
B. Equipment blanks		X		X	
C. Trip blanks		X		X	
Laboratory Control Sample (LCS)		X	X		
Laboratory Control Sample Duplicate(LCSD)		X		X	
LCS/LCSD Precision (RPD)		X		X	
Matrix Spike (MS)		X	X		
Matrix Spike Duplicate(MSD)		X	X		
MS/MSD Precision (RPD)		X		X	
Field Duplicate (RPD)		X		X	
Surrogate Spike Recoveries		X		X	
Dilution Factor		X		X	
Moisture Content					X
Tier III Validation					
System performance and column resolution		X		X	
Initial calibration %RSDs		X		X	
Continuing calibration RRFs		X		X	
Continuing calibration %Ds		X	X		
Instrument tune and performance check		X		X	
Ion abundance criteria for each instrument used		X		X	
Internal standard		X		X	
Compound identification and quantitation					
A. Reconstructed ion chromatograms		X		X	
B. Quantitation Reports		X		X	
C. RT of sample compounds within the established RT windows		X		X	
D. Transcription/calculation errors present				X	

VOCs: SW-846 8260	Reported		Performance Acceptable		Not Required
	No	Yes	No	Yes	
GAS CHROMATOGRAPHY/MASS SPECTROMETRY (GC/MS)					
E. Reporting limits adjusted to reflect sample dilutions		X		X	

%RSD Relative standard deviation
%R Percent recovery
RPD Relative percent difference
%D Percent difference

SAMPLE COMPLIANCE REPORT

Sample Delivery Group (SDG)	Sampling Date	Protocol	Sample ID	Matrix	Compliancy[1]					Noncompliance
					VOC	SVOC	PCB	MET	MISC	
480-47308-1	10/3/2013	SW-846	MW-1-20131003	Water	No	--	--	--	--	VOC – CCAL %D, MS %Recovery
480-47308-1	10/4/2013	SW-846	MW-20-20131004	Water	No	--	--	--	--	VOC – Holding time
480-47308-1	10/4/2013	SW-846	MW-21-20131004	Water	No	--	--	--	--	VOC – CCAL %D
480-47308-1	10/2/2013	SW-846	PZ-5-20131002	Water	No	--	--	--	--	VOC – CCAL %D
480-47308-1	10/2/2013	SW-846	PZ-6-20131002	Water	No	--	--	--	--	VOC – CCAL %D
480-47308-1	10/2/2013	SW-846	PZ-7-20131002	Water	No	--	--	--	--	VOC – CCAL %D
480-47308-1	10/4/2013	SW-846	PZ-11R-20131004	Water	No	--	--	--	--	VOC – CCAL %D
480-47308-1	10/3/2013	SW-846	PZ-13R-20131003	Water	No	--	--	--	--	VOC – CCAL %D
480-47308-1	10/4/2013	SW-846	PZ-18-20131004	Water	No	--	--	--	--	VOC – CCAL %D
480-47308-1	10/4/2013	SW-846	A1-PZ-2-20131004	Water	No	--	--	--	--	VOC – CCAL %D
480-47308-1	10/3/2013	SW-846	MW-2-20131003	Water	No	--	--	--	--	VOC – CCAL %D
480-47308-1	10/4/2013	SW-846	A2-PZ-1-20131004	Water	No	--	--	--	--	VOC – CCAL %D
480-47308-1	10/4/2013	SW-846	A2-PZ-2-20131004	Water	Yes	--	--	--	--	
480-47308-1	10/4/2013	SW-846	TRIP BLANK-20131004	Water	Yes	--	--	--	--	
480-47308-1	10/3/2013	SW-846	DUP-100313-20131003	Water	Yes	--	--	--	--	
480-47308-1	10/3/2013	SW-846	DUP-2-100313-20131003	Water	Yes	--	--	--	--	
480-47308-1	10/3/2013	SW-846	MW-3-20131003	Water	No	--	--	--	--	VOC – CCAL %D
480-47308-1	10/3/2013	SW-846	MW-4-20131003	Water	No	--	--	--	--	VOC – CCAL %D
480-47308-1	10/2/2013	SW-846	MW-5-20131002	Water	No	--	--	--	--	VOC – CCAL %D, Holding time
480-47308-1	10/3/2013	SW-846	MW-10-20131003	Water	No	--	--	--	--	VOC – CCAL %D
480-47308-1	10/4/2013	SW-846	MW-14BR-20131004	Water	No	--	--	--	--	VOC – CCAL %D
480-47308-1	10/4/2013	SW-846	MW-18-20131004	Water	No	--	--	--	--	VOC – CCAL %D
480-47308-1	10/4/2013	SW-846	MW-19-20131004	Water	No	--	--	--	--	VOC – CCAL %D
480-47308-1	10/7/2013	SW-846	PZ-26-20131007	Water	No	--	--	--	--	VOC – CCAL %D
480-47308-1	10/7/2013	SW-846	TRIP BLANK-20131007	Water	No	--	--	--	--	VOC – CCAL %D

1 Samples which are compliant with no added validation qualifiers are listed as "yes". Samples which are non-compliant or which have added qualifiers are listed as "no". A "no" designation does not necessarily indicate that the data have been rejected or are otherwise unusable.

ALIDATION PERFORMED BY: Joseph C. Houser

SIGNATURE: 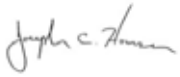

DATE: November 9, 2013

PEER REVIEW BY: Dennis Capria

DATE: November 11, 2013

CHAIN OF CUSTODY/
CORRECTED SAMPLE ANALYSIS DATA SHEETS

Client: ARCADIS U.S. Inc

Job Number: 480-47308-1

Client Sample ID: **MW-1**

Lab Sample ID: 480-47308-1
Client Matrix: Water

Date Sampled: 10/03/2013 1515
Date Received: 10/05/2013 0130

8260C Volatile Organic Compounds by GC/MS

Analysis Method:	8260C	Analysis Batch:	480-145143	Instrument ID:	HP5973P
Prep Method:	5030C	Prep Batch:	N/A	Lab File ID:	P2737.D
Dilution:	1.0			Initial Weight/Volume:	5 mL
Analysis Date:	10/15/2013 2316			Final Weight/Volume:	5 mL
Prep Date:	10/15/2013 2316				

Analyte	Result (ug/L)	Qualifier	MDL	RL
1,1,1-Trichloroethane	ND		0.82	1.0
1,1,2,2-Tetrachloroethane	ND		0.21	1.0
1,1,2-Trichloro-1,2,2-trifluoroethane	ND	UJ	0.31	1.0
1,1,2-Trichloroethane	ND		0.23	1.0
1,1-Dichloroethane	2.1		0.38	1.0
1,1-Dichloroethene	ND		0.29	1.0
1,2,4-Trichlorobenzene	ND		0.41	1.0
1,2-Dibromo-3-Chloropropane	ND		0.39	1.0
1,2-Dibromoethane	ND		0.73	1.0
1,2-Dichlorobenzene	ND		0.79	1.0
1,2-Dichloroethane	ND		0.21	1.0
1,2-Dichloropropane	ND		0.72	1.0
1,3-Dichlorobenzene	ND		0.78	1.0
1,4-Dichlorobenzene	ND		0.84	1.0
2-Butanone (MEK)	ND		1.3	10
2-Hexanone	ND		1.2	5.0
4-Methyl-2-pentanone (MIBK)	ND		2.1	5.0
Acetone	ND		3.0	10
Benzene	ND		0.41	1.0
Bromodichloromethane	ND		0.39	1.0
Bromoform	ND		0.26	1.0
Bromomethane	ND		0.69	1.0
Carbon disulfide	ND	UJ	0.19	1.0
Carbon tetrachloride	ND		0.27	1.0
Chlorobenzene	ND		0.75	1.0
Chloroethane	ND		0.32	1.0
Chloroform	ND		0.34	1.0
Chloromethane	ND		0.35	1.0
cis-1,2-Dichloroethene	19	J	0.81	1.0
cis-1,3-Dichloropropene	ND		0.36	1.0
Cyclohexane	ND		0.18	1.0
Dibromochloromethane	ND		0.32	1.0
Dichlorodifluoromethane	ND		0.68	1.0
Ethylbenzene	ND		0.74	1.0
Isopropylbenzene	ND		0.79	1.0
Methyl acetate	ND		0.50	1.0
Methyl tert-butyl ether	ND		0.16	1.0
Methylcyclohexane	ND		0.16	1.0
Methylene Chloride	ND		0.44	1.0
m-Xylene & p-Xylene	ND		0.66	1.0
o-Xylene	ND		0.76	1.0
Styrene	ND		0.73	1.0
Tetrachloroethene	93		0.36	1.0
Toluene	ND		0.51	1.0
trans-1,2-Dichloroethene	ND		0.90	1.0
trans-1,3-Dichloropropene	ND		0.37	1.0

Client: ARCADIS U.S. Inc

Job Number: 480-47308-1

Client Sample ID: **MW-1**

Lab Sample ID: 480-47308-1
Client Matrix: Water

Date Sampled: 10/03/2013 1515
Date Received: 10/05/2013 0130

8260C Volatile Organic Compounds by GC/MS

Analysis Method:	8260C	Analysis Batch:	480-145143	Instrument ID:	HP5973P
Prep Method:	5030C	Prep Batch:	N/A	Lab File ID:	P2737.D
Dilution:	1.0			Initial Weight/Volume:	5 mL
Analysis Date:	10/15/2013 2316			Final Weight/Volume:	5 mL
Prep Date:	10/15/2013 2316				

Analyte	Result (ug/L)	Qualifier	MDL	RL
Trichloroethene	24	J	0.46	1.0
Trichlorofluoromethane	ND		0.88	1.0
Vinyl chloride	ND		0.90	1.0
Xylenes, Total	ND		0.66	1.0

Surrogate	%Rec	Qualifier	Acceptance Limits
1,2-Dichloroethane-d4 (Surr)	99		66 - 137
4-Bromofluorobenzene (Surr)	101		73 - 120
Toluene-d8 (Surr)	96		71 - 126

Client: ARCADIS U.S. Inc

Job Number: 480-47308-1

Client Sample ID: **MW-2**

Lab Sample ID: 480-47308-2
Client Matrix: Water

Date Sampled: 10/03/2013 1628
Date Received: 10/05/2013 0130

8260C Volatile Organic Compounds by GC/MS

Analysis Method:	8260C	Analysis Batch:	480-145143	Instrument ID:	HP5973P
Prep Method:	5030C	Prep Batch:	N/A	Lab File ID:	P2740.D
Dilution:	1.0			Initial Weight/Volume:	5 mL
Analysis Date:	10/16/2013 0029			Final Weight/Volume:	5 mL
Prep Date:	10/16/2013 0029				

Analyte	Result (ug/L)	Qualifier	MDL	RL
1,1,1-Trichloroethane	ND		0.82	1.0
1,1,2,2-Tetrachloroethane	ND		0.21	1.0
1,1,2-Trichloro-1,2,2-trifluoroethane	ND	UJ	0.31	1.0
1,1,2-Trichloroethane	ND		0.23	1.0
1,1-Dichloroethane	4.7		0.38	1.0
1,1-Dichloroethene	ND		0.29	1.0
1,2,4-Trichlorobenzene	ND		0.41	1.0
1,2-Dibromo-3-Chloropropane	ND		0.39	1.0
1,2-Dibromoethane	ND		0.73	1.0
1,2-Dichlorobenzene	ND		0.79	1.0
1,2-Dichloroethane	ND		0.21	1.0
1,2-Dichloropropane	ND		0.72	1.0
1,3-Dichlorobenzene	ND		0.78	1.0
1,4-Dichlorobenzene	ND		0.84	1.0
2-Butanone (MEK)	ND		1.3	10
2-Hexanone	ND		1.2	5.0
4-Methyl-2-pentanone (MIBK)	ND		2.1	5.0
Acetone	ND		3.0	10
Benzene	ND		0.41	1.0
Bromodichloromethane	ND		0.39	1.0
Bromoform	ND		0.26	1.0
Bromomethane	ND		0.69	1.0
Carbon disulfide	ND	UJ	0.19	1.0
Carbon tetrachloride	ND		0.27	1.0
Chlorobenzene	ND		0.75	1.0
Chloroethane	ND		0.32	1.0
Chloroform	ND		0.34	1.0
Chloromethane	ND		0.35	1.0
cis-1,2-Dichloroethene	13		0.81	1.0
cis-1,3-Dichloropropene	ND		0.36	1.0
Cyclohexane	ND		0.18	1.0
Dibromochloromethane	ND		0.32	1.0
Dichlorodifluoromethane	ND		0.68	1.0
Ethylbenzene	ND		0.74	1.0
Isopropylbenzene	ND		0.79	1.0
Methyl acetate	ND		0.50	1.0
Methyl tert-butyl ether	ND		0.16	1.0
Methylcyclohexane	ND		0.16	1.0
Methylene Chloride	ND		0.44	1.0
m-Xylene & p-Xylene	ND		0.66	1.0
o-Xylene	ND		0.76	1.0
Styrene	ND		0.73	1.0
Tetrachloroethene	ND		0.36	1.0
Toluene	ND		0.51	1.0
trans-1,2-Dichloroethene	2.0		0.90	1.0
trans-1,3-Dichloropropene	ND		0.37	1.0

Client: ARCADIS U.S. Inc

Job Number: 480-47308-1

Client Sample ID: **MW-2**

Lab Sample ID: 480-47308-2
Client Matrix: Water

Date Sampled: 10/03/2013 1628
Date Received: 10/05/2013 0130

8260C Volatile Organic Compounds by GC/MS

Analysis Method:	8260C	Analysis Batch:	480-145143	Instrument ID:	HP5973P
Prep Method:	5030C	Prep Batch:	N/A	Lab File ID:	P2740.D
Dilution:	1.0			Initial Weight/Volume:	5 mL
Analysis Date:	10/16/2013 0029			Final Weight/Volume:	5 mL
Prep Date:	10/16/2013 0029				

Analyte	Result (ug/L)	Qualifier	MDL	RL
Trichloroethene	ND		0.46	1.0
Trichlorofluoromethane	ND		0.88	1.0
Vinyl chloride	25		0.90	1.0
Xylenes, Total	ND		0.66	1.0

Surrogate	%Rec	Qualifier	Acceptance Limits
1,2-Dichloroethane-d4 (Surr)	97		66 - 137
4-Bromofluorobenzene (Surr)	104		73 - 120
Toluene-d8 (Surr)	96		71 - 126

Client: ARCADIS U.S. Inc

Job Number: 480-47308-1

Client Sample ID: **MW-3**

Lab Sample ID: 480-47308-3
Client Matrix: Water

Date Sampled: 10/03/2013 1725
Date Received: 10/05/2013 0130

8260C Volatile Organic Compounds by GC/MS

Analysis Method:	8260C	Analysis Batch:	480-145143	Instrument ID:	HP5973P
Prep Method:	5030C	Prep Batch:	N/A	Lab File ID:	P2741.D
Dilution:	1.0			Initial Weight/Volume:	5 mL
Analysis Date:	10/16/2013 0054			Final Weight/Volume:	5 mL
Prep Date:	10/16/2013 0054				

Analyte	Result (ug/L)	Qualifier	MDL	RL
1,1,1-Trichloroethane	ND		0.82	1.0
1,1,2,2-Tetrachloroethane	ND		0.21	1.0
1,1,2-Trichloro-1,2,2-trifluoroethane	ND	UJ	0.31	1.0
1,1,2-Trichloroethane	ND		0.23	1.0
1,1-Dichloroethane	4.2		0.38	1.0
1,1-Dichloroethene	ND		0.29	1.0
1,2,4-Trichlorobenzene	ND		0.41	1.0
1,2-Dibromo-3-Chloropropane	ND		0.39	1.0
1,2-Dibromoethane	ND		0.73	1.0
1,2-Dichlorobenzene	ND		0.79	1.0
1,2-Dichloroethane	ND		0.21	1.0
1,2-Dichloropropane	ND		0.72	1.0
1,3-Dichlorobenzene	ND		0.78	1.0
1,4-Dichlorobenzene	ND		0.84	1.0
2-Butanone (MEK)	ND		1.3	10
2-Hexanone	ND		1.2	5.0
4-Methyl-2-pentanone (MIBK)	ND		2.1	5.0
Acetone	ND		3.0	10
Benzene	ND		0.41	1.0
Bromodichloromethane	ND		0.39	1.0
Bromoform	ND		0.26	1.0
Bromomethane	ND		0.69	1.0
Carbon disulfide	ND	UJ	0.19	1.0
Carbon tetrachloride	ND		0.27	1.0
Chlorobenzene	ND		0.75	1.0
Chloroethane	ND		0.32	1.0
Chloroform	ND		0.34	1.0
Chloromethane	ND		0.35	1.0
cis-1,2-Dichloroethene	28		0.81	1.0
cis-1,3-Dichloropropene	ND		0.36	1.0
Cyclohexane	ND		0.18	1.0
Dibromochloromethane	ND		0.32	1.0
Dichlorodifluoromethane	ND		0.68	1.0
Ethylbenzene	ND		0.74	1.0
Isopropylbenzene	ND		0.79	1.0
Methyl acetate	ND		0.50	1.0
Methyl tert-butyl ether	ND		0.16	1.0
Methylcyclohexane	ND		0.16	1.0
Methylene Chloride	ND		0.44	1.0
m-Xylene & p-Xylene	ND		0.66	1.0
o-Xylene	ND		0.76	1.0
Styrene	ND		0.73	1.0
Tetrachloroethene	9.6		0.36	1.0
Toluene	ND		0.51	1.0
trans-1,2-Dichloroethene	ND		0.90	1.0
trans-1,3-Dichloropropene	ND		0.37	1.0

Client: ARCADIS U.S. Inc

Job Number: 480-47308-1

Client Sample ID: **MW-3**

Lab Sample ID: 480-47308-3
Client Matrix: Water

Date Sampled: 10/03/2013 1725
Date Received: 10/05/2013 0130

8260C Volatile Organic Compounds by GC/MS

Analysis Method:	8260C	Analysis Batch:	480-145143	Instrument ID:	HP5973P
Prep Method:	5030C	Prep Batch:	N/A	Lab File ID:	P2741.D
Dilution:	1.0			Initial Weight/Volume:	5 mL
Analysis Date:	10/16/2013 0054			Final Weight/Volume:	5 mL
Prep Date:	10/16/2013 0054				

Analyte	Result (ug/L)	Qualifier	MDL	RL
Trichloroethene	11		0.46	1.0
Trichlorofluoromethane	ND		0.88	1.0
Vinyl chloride	5.2		0.90	1.0
Xylenes, Total	ND		0.66	1.0

Surrogate	%Rec	Qualifier	Acceptance Limits
1,2-Dichloroethane-d4 (Surr)	97		66 - 137
4-Bromofluorobenzene (Surr)	103		73 - 120
Toluene-d8 (Surr)	96		71 - 126

Client: ARCADIS U.S. Inc

Job Number: 480-47308-1

Client Sample ID: **MW-4**

Lab Sample ID: 480-47308-4
Client Matrix: Water

Date Sampled: 10/03/2013 1724
Date Received: 10/05/2013 0130

8260C Volatile Organic Compounds by GC/MS

Analysis Method:	8260C	Analysis Batch:	480-145143	Instrument ID:	HP5973P
Prep Method:	5030C	Prep Batch:	N/A	Lab File ID:	P2742.D
Dilution:	1.0			Initial Weight/Volume:	5 mL
Analysis Date:	10/16/2013 0118			Final Weight/Volume:	5 mL
Prep Date:	10/16/2013 0118				

Analyte	Result (ug/L)	Qualifier	MDL	RL
1,1,1-Trichloroethane	ND		0.82	1.0
1,1,2,2-Tetrachloroethane	ND		0.21	1.0
1,1,2-Trichloro-1,2,2-trifluoroethane	ND	UJ	0.31	1.0
1,1,2-Trichloroethane	ND		0.23	1.0
1,1-Dichloroethane	0.78	J	0.38	1.0
1,1-Dichloroethene	ND		0.29	1.0
1,2,4-Trichlorobenzene	ND		0.41	1.0
1,2-Dibromo-3-Chloropropane	ND		0.39	1.0
1,2-Dibromoethane	ND		0.73	1.0
1,2-Dichlorobenzene	ND		0.79	1.0
1,2-Dichloroethane	ND		0.21	1.0
1,2-Dichloropropane	ND		0.72	1.0
1,3-Dichlorobenzene	ND		0.78	1.0
1,4-Dichlorobenzene	ND		0.84	1.0
2-Butanone (MEK)	ND		1.3	10
2-Hexanone	ND		1.2	5.0
4-Methyl-2-pentanone (MIBK)	ND		2.1	5.0
Acetone	ND		3.0	10
Benzene	ND		0.41	1.0
Bromodichloromethane	ND		0.39	1.0
Bromoform	ND		0.26	1.0
Bromomethane	ND		0.69	1.0
Carbon disulfide	ND	UJ	0.19	1.0
Carbon tetrachloride	ND		0.27	1.0
Chlorobenzene	ND		0.75	1.0
Chloroethane	ND		0.32	1.0
Chloroform	ND		0.34	1.0
Chloromethane	ND		0.35	1.0
cis-1,2-Dichloroethene	4.4		0.81	1.0
cis-1,3-Dichloropropene	ND		0.36	1.0
Cyclohexane	ND		0.18	1.0
Dibromochloromethane	ND		0.32	1.0
Dichlorodifluoromethane	ND		0.68	1.0
Ethylbenzene	ND		0.74	1.0
Isopropylbenzene	ND		0.79	1.0
Methyl acetate	ND		0.50	1.0
Methyl tert-butyl ether	ND		0.16	1.0
Methylcyclohexane	ND		0.16	1.0
Methylene Chloride	ND		0.44	1.0
m-Xylene & p-Xylene	ND		0.66	1.0
o-Xylene	ND		0.76	1.0
Styrene	ND		0.73	1.0
Tetrachloroethene	ND		0.36	1.0
Toluene	ND		0.51	1.0
trans-1,2-Dichloroethene	ND		0.90	1.0
trans-1,3-Dichloropropene	ND		0.37	1.0

Client: ARCADIS U.S. Inc

Job Number: 480-47308-1

Client Sample ID: **MW-4**

Lab Sample ID: 480-47308-4
Client Matrix: Water

Date Sampled: 10/03/2013 1724
Date Received: 10/05/2013 0130

8260C Volatile Organic Compounds by GC/MS

Analysis Method:	8260C	Analysis Batch:	480-145143	Instrument ID:	HP5973P
Prep Method:	5030C	Prep Batch:	N/A	Lab File ID:	P2742.D
Dilution:	1.0			Initial Weight/Volume:	5 mL
Analysis Date:	10/16/2013 0118			Final Weight/Volume:	5 mL
Prep Date:	10/16/2013 0118				

Analyte	Result (ug/L)	Qualifier	MDL	RL
Trichloroethene	ND		0.46	1.0
Trichlorofluoromethane	ND		0.88	1.0
Vinyl chloride	4.2		0.90	1.0
Xylenes, Total	ND		0.66	1.0

Surrogate	%Rec	Qualifier	Acceptance Limits
1,2-Dichloroethane-d4 (Surr)	102		66 - 137
4-Bromofluorobenzene (Surr)	102		73 - 120
Toluene-d8 (Surr)	95		71 - 126

Client: ARCADIS U.S. Inc

Job Number: 480-47308-1

Client Sample ID: **MW-5**

Lab Sample ID: 480-47308-5
Client Matrix: Water

Date Sampled: 10/02/2013 1510
Date Received: 10/05/2013 0130

8260C Volatile Organic Compounds by GC/MS

Analysis Method:	8260C	Analysis Batch:	480-145143	Instrument ID:	HP5973P
Prep Method:	5030C	Prep Batch:	N/A	Lab File ID:	P2743.D
Dilution:	1.0			Initial Weight/Volume:	5 mL
Analysis Date:	10/16/2013 0143			Final Weight/Volume:	5 mL
Prep Date:	10/16/2013 0143				

Analyte	Result (ug/L)	Qualifier	MDL	RL
1,1,1-Trichloroethane	ND	UJ	0.82	1.0
1,1,2,2-Tetrachloroethane	ND		0.21	1.0
1,1,2-Trichloro-1,2,2-trifluoroethane	ND		0.31	1.0
1,1,2-Trichloroethane	ND		0.23	1.0
1,1-Dichloroethane	ND		0.38	1.0
1,1-Dichloroethene	ND		0.29	1.0
1,2,4-Trichlorobenzene	ND		0.41	1.0
1,2-Dibromo-3-Chloropropane	ND		0.39	1.0
1,2-Dibromoethane	ND		0.73	1.0
1,2-Dichlorobenzene	ND		0.79	1.0
1,2-Dichloroethane	ND		0.21	1.0
1,2-Dichloropropane	ND		0.72	1.0
1,3-Dichlorobenzene	ND		0.78	1.0
1,4-Dichlorobenzene	ND		0.84	1.0
2-Butanone (MEK)	ND		1.3	10
2-Hexanone	ND		1.2	5.0
4-Methyl-2-pentanone (MIBK)	ND		2.1	5.0
Acetone	4.5	J	3.0	10
Benzene	ND	UJ	0.41	1.0
Bromodichloromethane	ND		0.39	1.0
Bromoform	ND		0.26	1.0
Bromomethane	ND		0.69	1.0
Carbon disulfide	ND		0.19	1.0
Carbon tetrachloride	ND		0.27	1.0
Chlorobenzene	ND		0.75	1.0
Chloroethane	ND		0.32	1.0
Chloroform	ND		0.34	1.0
Chloromethane	ND		0.35	1.0
cis-1,2-Dichloroethene	ND		0.81	1.0
cis-1,3-Dichloropropene	ND		0.36	1.0
Cyclohexane	ND		0.18	1.0
Dibromochloromethane	ND		0.32	1.0
Dichlorodifluoromethane	ND		0.68	1.0
Ethylbenzene	ND		0.74	1.0
Isopropylbenzene	ND		0.79	1.0
Methyl acetate	ND		0.50	1.0
Methyl tert-butyl ether	ND		0.16	1.0
Methylcyclohexane	ND		0.16	1.0
Methylene Chloride	ND		0.44	1.0
m-Xylene & p-Xylene	ND		0.66	1.0
o-Xylene	ND		0.76	1.0
Styrene	ND		0.73	1.0
Tetrachloroethene	ND		0.36	1.0
Toluene	ND		0.51	1.0
trans-1,2-Dichloroethene	ND		0.90	1.0
trans-1,3-Dichloropropene	ND		0.37	1.0

Client: ARCADIS U.S. Inc

Job Number: 480-47308-1

Client Sample ID: **MW-5**

Lab Sample ID: 480-47308-5
Client Matrix: Water

Date Sampled: 10/02/2013 1510
Date Received: 10/05/2013 0130

8260C Volatile Organic Compounds by GC/MS

Analysis Method:	8260C	Analysis Batch:	480-145143	Instrument ID:	HP5973P
Prep Method:	5030C	Prep Batch:	N/A	Lab File ID:	P2743.D
Dilution:	1.0			Initial Weight/Volume:	5 mL
Analysis Date:	10/16/2013 0143			Final Weight/Volume:	5 mL
Prep Date:	10/16/2013 0143				

Analyte	Result (ug/L)	Qualifier	MDL	RL
Trichloroethene	ND	US	0.46	1.0
Trichlorofluoromethane	ND		0.88	1.0
Vinyl chloride	ND		0.90	1.0
Xylenes, Total	ND		0.66	1.0

Surrogate	%Rec	Qualifier	Acceptance Limits
1,2-Dichloroethane-d4 (Surr)	104		66 - 137
4-Bromofluorobenzene (Surr)	102		73 - 120
Toluene-d8 (Surr)	96		71 - 126

Client: ARCADIS U.S. Inc

Job Number: 480-47308-1

Client Sample ID: **MW-10**

Lab Sample ID: 480-47308-6
Client Matrix: Water

Date Sampled: 10/03/2013 1355
Date Received: 10/05/2013 0130

8260C Volatile Organic Compounds by GC/MS

Analysis Method:	8260C	Analysis Batch:	480-145143	Instrument ID:	HP5973P
Prep Method:	5030C	Prep Batch:	N/A	Lab File ID:	P2744.D
Dilution:	1.0			Initial Weight/Volume:	5 mL
Analysis Date:	10/16/2013 0208			Final Weight/Volume:	5 mL
Prep Date:	10/16/2013 0208				

Analyte	Result (ug/L)	Qualifier	MDL	RL
1,1,1-Trichloroethane	ND		0.82	1.0
1,1,2,2-Tetrachloroethane	ND		0.21	1.0
1,1,2-Trichloro-1,2,2-trifluoroethane	ND	UJ	0.31	1.0
1,1,2-Trichloroethane	ND		0.23	1.0
1,1-Dichloroethane	2.9		0.38	1.0
1,1-Dichloroethene	ND		0.29	1.0
1,2,4-Trichlorobenzene	ND		0.41	1.0
1,2-Dibromo-3-Chloropropane	ND		0.39	1.0
1,2-Dibromoethane	ND		0.73	1.0
1,2-Dichlorobenzene	ND		0.79	1.0
1,2-Dichloroethane	ND		0.21	1.0
1,2-Dichloropropane	ND		0.72	1.0
1,3-Dichlorobenzene	ND		0.78	1.0
1,4-Dichlorobenzene	ND		0.84	1.0
2-Butanone (MEK)	ND		1.3	10
2-Hexanone	ND		1.2	5.0
4-Methyl-2-pentanone (MIBK)	ND		2.1	5.0
Acetone	ND		3.0	10
Benzene	ND		0.41	1.0
Bromodichloromethane	ND		0.39	1.0
Bromoform	ND		0.26	1.0
Bromomethane	ND		0.69	1.0
Carbon disulfide	ND	UJ	0.19	1.0
Carbon tetrachloride	ND		0.27	1.0
Chlorobenzene	ND		0.75	1.0
Chloroethane	ND		0.32	1.0
Chloroform	ND		0.34	1.0
Chloromethane	ND		0.35	1.0
cis-1,2-Dichloroethene	35		0.81	1.0
cis-1,3-Dichloropropene	ND		0.36	1.0
Cyclohexane	ND		0.18	1.0
Dibromochloromethane	ND		0.32	1.0
Dichlorodifluoromethane	ND		0.68	1.0
Ethylbenzene	ND		0.74	1.0
Isopropylbenzene	ND		0.79	1.0
Methyl acetate	ND		0.50	1.0
Methyl tert-butyl ether	ND		0.16	1.0
Methylcyclohexane	ND		0.16	1.0
Methylene Chloride	ND		0.44	1.0
m-Xylene & p-Xylene	ND		0.66	1.0
o-Xylene	ND		0.76	1.0
Styrene	ND		0.73	1.0
Tetrachloroethene	ND		0.36	1.0
Toluene	ND		0.51	1.0
trans-1,2-Dichloroethene	2.3		0.90	1.0
trans-1,3-Dichloropropene	ND		0.37	1.0

Client: ARCADIS U.S. Inc

Job Number: 480-47308-1

Client Sample ID: **MW-10**

Lab Sample ID: 480-47308-6
Client Matrix: Water

Date Sampled: 10/03/2013 1355
Date Received: 10/05/2013 0130

8260C Volatile Organic Compounds by GC/MS

Analysis Method:	8260C	Analysis Batch:	480-145143	Instrument ID:	HP5973P
Prep Method:	5030C	Prep Batch:	N/A	Lab File ID:	P2744.D
Dilution:	1.0			Initial Weight/Volume:	5 mL
Analysis Date:	10/16/2013 0208			Final Weight/Volume:	5 mL
Prep Date:	10/16/2013 0208				

Analyte	Result (ug/L)	Qualifier	MDL	RL
Trichloroethene	0.72	J	0.46	1.0
Trichlorofluoromethane	ND		0.88	1.0
Vinyl chloride	20		0.90	1.0
Xylenes, Total	ND		0.66	1.0

Surrogate	%Rec	Qualifier	Acceptance Limits
1,2-Dichloroethane-d4 (Surr)	104		66 - 137
4-Bromofluorobenzene (Surr)	99		73 - 120
Toluene-d8 (Surr)	94		71 - 126

Client: ARCADIS U.S. Inc

Job Number: 480-47308-1

Client Sample ID: **MW-14BR**

Lab Sample ID: 480-47308-7
Client Matrix: Water

Date Sampled: 10/04/2013 1030
Date Received: 10/05/2013 0130

8260C Volatile Organic Compounds by GC/MS

Analysis Method:	8260C	Analysis Batch:	480-145143	Instrument ID:	HP5973P
Prep Method:	5030C	Prep Batch:	N/A	Lab File ID:	P2745.D
Dilution:	1.0			Initial Weight/Volume:	5 mL
Analysis Date:	10/16/2013 0232			Final Weight/Volume:	5 mL
Prep Date:	10/16/2013 0232				

Analyte	Result (ug/L)	Qualifier	MDL	RL
1,1,1-Trichloroethane	ND		0.82	1.0
1,1,2,2-Tetrachloroethane	ND		0.21	1.0
1,1,2-Trichloro-1,2,2-trifluoroethane	ND	UJ	0.31	1.0
1,1,2-Trichloroethane	ND		0.23	1.0
1,1-Dichloroethane	ND		0.38	1.0
1,1-Dichloroethene	ND		0.29	1.0
1,2,4-Trichlorobenzene	ND		0.41	1.0
1,2-Dibromo-3-Chloropropane	ND		0.39	1.0
1,2-Dibromoethane	ND		0.73	1.0
1,2-Dichlorobenzene	ND		0.79	1.0
1,2-Dichloroethane	ND		0.21	1.0
1,2-Dichloropropane	ND		0.72	1.0
1,3-Dichlorobenzene	ND		0.78	1.0
1,4-Dichlorobenzene	ND		0.84	1.0
2-Butanone (MEK)	ND		1.3	10
2-Hexanone	ND		1.2	5.0
4-Methyl-2-pentanone (MIBK)	ND		2.1	5.0
Acetone	19		3.0	10
Benzene	ND		0.41	1.0
Bromodichloromethane	ND		0.39	1.0
Bromoform	ND		0.26	1.0
Bromomethane	ND		0.69	1.0
Carbon disulfide	ND	UJ	0.19	1.0
Carbon tetrachloride	ND		0.27	1.0
Chlorobenzene	ND		0.75	1.0
Chloroethane	ND		0.32	1.0
Chloroform	ND		0.34	1.0
Chloromethane	ND		0.35	1.0
cis-1,2-Dichloroethene	ND		0.81	1.0
cis-1,3-Dichloropropene	ND		0.36	1.0
Cyclohexane	ND		0.18	1.0
Dibromochloromethane	ND		0.32	1.0
Dichlorodifluoromethane	ND		0.68	1.0
Ethylbenzene	ND		0.74	1.0
Isopropylbenzene	ND		0.79	1.0
Methyl acetate	ND		0.50	1.0
Methyl tert-butyl ether	ND		0.16	1.0
Methylcyclohexane	ND		0.16	1.0
Methylene Chloride	ND		0.44	1.0
m-Xylene & p-Xylene	ND		0.66	1.0
o-Xylene	ND		0.76	1.0
Styrene	ND		0.73	1.0
Tetrachloroethene	ND		0.36	1.0
Toluene	ND		0.51	1.0
trans-1,2-Dichloroethene	ND		0.90	1.0
trans-1,3-Dichloropropene	ND		0.37	1.0

Client: ARCADIS U.S. Inc

Job Number: 480-47308-1

Client Sample ID: **MW-14BR**

Lab Sample ID: 480-47308-7
Client Matrix: Water

Date Sampled: 10/04/2013 1030
Date Received: 10/05/2013 0130

8260C Volatile Organic Compounds by GC/MS

Analysis Method:	8260C	Analysis Batch:	480-145143	Instrument ID:	HP5973P
Prep Method:	5030C	Prep Batch:	N/A	Lab File ID:	P2745.D
Dilution:	1.0			Initial Weight/Volume:	5 mL
Analysis Date:	10/16/2013 0232			Final Weight/Volume:	5 mL
Prep Date:	10/16/2013 0232				

Analyte	Result (ug/L)	Qualifier	MDL	RL
Trichloroethene	ND		0.46	1.0
Trichlorofluoromethane	ND		0.88	1.0
Vinyl chloride	ND		0.90	1.0
Xylenes, Total	ND		0.66	1.0

Surrogate	%Rec	Qualifier	Acceptance Limits
1,2-Dichloroethane-d4 (Surr)	106		66 - 137
4-Bromofluorobenzene (Surr)	101		73 - 120
Toluene-d8 (Surr)	97		71 - 126

Client: ARCADIS U.S. Inc

Job Number: 480-47308-1

Client Sample ID: **MW-18**

Lab Sample ID: 480-47308-8
Client Matrix: Water

Date Sampled: 10/04/2013 1256
Date Received: 10/05/2013 0130

8260C Volatile Organic Compounds by GC/MS

Analysis Method:	8260C	Analysis Batch:	480-145143	Instrument ID:	HP5973P
Prep Method:	5030C	Prep Batch:	N/A	Lab File ID:	P2746.D
Dilution:	20			Initial Weight/Volume:	5 mL
Analysis Date:	10/16/2013 0257			Final Weight/Volume:	5 mL
Prep Date:	10/16/2013 0257				

Analyte	Result (ug/L)	Qualifier	MDL	RL
1,1,1-Trichloroethane	ND		16	20
1,1,2,2-Tetrachloroethane	ND		4.2	20
1,1,2-Trichloro-1,2,2-trifluoroethane	ND UJ		6.2	20
1,1,2-Trichloroethane	ND		4.6	20
1,1-Dichloroethane	43		7.6	20
1,1-Dichloroethene	ND		5.8	20
1,2,4-Trichlorobenzene	ND		8.2	20
1,2-Dibromo-3-Chloropropane	ND		7.8	20
1,2-Dibromoethane	ND		15	20
1,2-Dichlorobenzene	ND		16	20
1,2-Dichloroethane	ND		4.2	20
1,2-Dichloropropane	ND		14	20
1,3-Dichlorobenzene	ND		16	20
1,4-Dichlorobenzene	ND		17	20
2-Butanone (MEK)	ND		26	200
2-Hexanone	ND		25	100
4-Methyl-2-pentanone (MIBK)	ND		42	100
Acetone	ND		60	200
Benzene	ND		8.2	20
Bromodichloromethane	ND		7.8	20
Bromoform	ND		5.2	20
Bromomethane	ND		14	20
Carbon disulfide	ND UJ		3.8	20
Carbon tetrachloride	ND		5.4	20
Chlorobenzene	ND		15	20
Chloroethane	ND		6.4	20
Chloroform	ND		6.8	20
Chloromethane	ND		7.0	20
cis-1,2-Dichloroethene	1700		16	20
cis-1,3-Dichloropropene	ND		7.2	20
Cyclohexane	ND		3.6	20
Dibromochloromethane	ND		6.4	20
Dichlorodifluoromethane	ND		14	20
Ethylbenzene	ND		15	20
Isopropylbenzene	ND		16	20
Methyl acetate	ND		10	20
Methyl tert-butyl ether	ND		3.2	20
Methylcyclohexane	ND		3.2	20
Methylene Chloride	ND		8.8	20
m-Xylene & p-Xylene	ND		13	20
o-Xylene	ND		15	20
Styrene	ND		15	20
Tetrachloroethene	16	J	7.2	20
Toluene	ND		10	20
trans-1,2-Dichloroethene	ND		18	20
trans-1,3-Dichloropropene	ND		7.4	20

Client: ARCADIS U.S. Inc

Job Number: 480-47308-1

Client Sample ID: **MW-18**

Lab Sample ID: 480-47308-8
Client Matrix: Water

Date Sampled: 10/04/2013 1256
Date Received: 10/05/2013 0130

8260C Volatile Organic Compounds by GC/MS

Analysis Method:	8260C	Analysis Batch:	480-145143	Instrument ID:	HP5973P
Prep Method:	5030C	Prep Batch:	N/A	Lab File ID:	P2746.D
Dilution:	20			Initial Weight/Volume:	5 mL
Analysis Date:	10/16/2013 0257			Final Weight/Volume:	5 mL
Prep Date:	10/16/2013 0257				

Analyte	Result (ug/L)	Qualifier	MDL	RL
Trichloroethene	160		9.2	20
Trichlorofluoromethane	ND		18	20
Vinyl chloride	ND		18	20
Xylenes, Total	ND		13	20

Surrogate	%Rec	Qualifier	Acceptance Limits
1,2-Dichloroethane-d4 (Surr)	107		66 - 137
4-Bromofluorobenzene (Surr)	96		73 - 120
Toluene-d8 (Surr)	95		71 - 126

Client: ARCADIS U.S. Inc

Job Number: 480-47308-1

Client Sample ID: **MW-19**

Lab Sample ID: 480-47308-9
Client Matrix: Water

Date Sampled: 10/04/2013 1437
Date Received: 10/05/2013 0130

8260C Volatile Organic Compounds by GC/MS

Analysis Method:	8260C	Analysis Batch:	480-145143	Instrument ID:	HP5973P
Prep Method:	5030C	Prep Batch:	N/A	Lab File ID:	P2747.D
Dilution:	1.0			Initial Weight/Volume:	5 mL
Analysis Date:	10/16/2013 0321			Final Weight/Volume:	5 mL
Prep Date:	10/16/2013 0321				

Analyte	Result (ug/L)	Qualifier	MDL	RL
1,1,1-Trichloroethane	ND		0.82	1.0
1,1,2,2-Tetrachloroethane	ND		0.21	1.0
1,1,2-Trichloro-1,2,2-trifluoroethane	ND	UJ	0.31	1.0
1,1,2-Trichloroethane	ND		0.23	1.0
1,1-Dichloroethane	ND		0.38	1.0
1,1-Dichloroethene	ND		0.29	1.0
1,2,4-Trichlorobenzene	ND		0.41	1.0
1,2-Dibromo-3-Chloropropane	ND		0.39	1.0
1,2-Dibromoethane	ND		0.73	1.0
1,2-Dichlorobenzene	ND		0.79	1.0
1,2-Dichloroethane	ND		0.21	1.0
1,2-Dichloropropane	ND		0.72	1.0
1,3-Dichlorobenzene	ND		0.78	1.0
1,4-Dichlorobenzene	ND		0.84	1.0
2-Butanone (MEK)	ND		1.3	10
2-Hexanone	ND		1.2	5.0
4-Methyl-2-pentanone (MIBK)	ND		2.1	5.0
Acetone	ND		3.0	10
Benzene	ND		0.41	1.0
Bromodichloromethane	ND		0.39	1.0
Bromoform	ND		0.26	1.0
Bromomethane	ND		0.69	1.0
Carbon disulfide	ND	UJ	0.19	1.0
Carbon tetrachloride	ND		0.27	1.0
Chlorobenzene	ND		0.75	1.0
Chloroethane	ND		0.32	1.0
Chloroform	ND		0.34	1.0
Chloromethane	ND		0.35	1.0
cis-1,2-Dichloroethene	1.5		0.81	1.0
cis-1,3-Dichloropropene	ND		0.36	1.0
Cyclohexane	ND		0.18	1.0
Dibromochloromethane	ND		0.32	1.0
Dichlorodifluoromethane	ND		0.68	1.0
Ethylbenzene	ND		0.74	1.0
Isopropylbenzene	ND		0.79	1.0
Methyl acetate	ND		0.50	1.0
Methyl tert-butyl ether	ND		0.16	1.0
Methylcyclohexane	ND		0.16	1.0
Methylene Chloride	ND		0.44	1.0
m-Xylene & p-Xylene	ND		0.66	1.0
o-Xylene	ND		0.76	1.0
Styrene	ND		0.73	1.0
Tetrachloroethene	ND		0.36	1.0
Toluene	ND		0.51	1.0
trans-1,2-Dichloroethene	ND		0.90	1.0
trans-1,3-Dichloropropene	ND		0.37	1.0

Client: ARCADIS U.S. Inc

Job Number: 480-47308-1

Client Sample ID: **MW-19**

Lab Sample ID: 480-47308-9
Client Matrix: Water

Date Sampled: 10/04/2013 1437
Date Received: 10/05/2013 0130

8260C Volatile Organic Compounds by GC/MS

Analysis Method:	8260C	Analysis Batch:	480-145143	Instrument ID:	HP5973P
Prep Method:	5030C	Prep Batch:	N/A	Lab File ID:	P2747.D
Dilution:	1.0			Initial Weight/Volume:	5 mL
Analysis Date:	10/16/2013 0321			Final Weight/Volume:	5 mL
Prep Date:	10/16/2013 0321				

Analyte	Result (ug/L)	Qualifier	MDL	RL
Trichloroethene	ND		0.46	1.0
Trichlorofluoromethane	ND		0.88	1.0
Vinyl chloride	2.3		0.90	1.0
Xylenes, Total	ND		0.66	1.0

Surrogate	%Rec	Qualifier	Acceptance Limits
1,2-Dichloroethane-d4 (Surr)	110		66 - 137
4-Bromofluorobenzene (Surr)	100		73 - 120
Toluene-d8 (Surr)	94		71 - 126

Client: ARCADIS U.S. Inc

Job Number: 480-47308-1

Client Sample ID: **MW-20**

Lab Sample ID: 480-47308-10
Client Matrix: Water

Date Sampled: 10/04/2013 1516
Date Received: 10/05/2013 0130

8260C Volatile Organic Compounds by GC/MS

Analysis Method:	8260C	Analysis Batch:	480-145222	Instrument ID:	HP5973P
Prep Method:	5030C	Prep Batch:	N/A	Lab File ID:	P2764.D
Dilution:	1.0			Initial Weight/Volume:	5 mL
Analysis Date:	10/16/2013 1132			Final Weight/Volume:	5 mL
Prep Date:	10/16/2013 1132				

Analyte	Result (ug/L)	Qualifier	MDL	RL
1,1,1-Trichloroethane	ND	UJ	0.82	1.0
1,1,2,2-Tetrachloroethane	ND		0.21	1.0
1,1,2-Trichloro-1,2,2-trifluoroethane	ND		0.31	1.0
1,1,2-Trichloroethane	ND		0.23	1.0
1,1-Dichloroethane	ND		0.38	1.0
1,1-Dichloroethene	ND		0.29	1.0
1,2,4-Trichlorobenzene	ND		0.41	1.0
1,2-Dibromo-3-Chloropropane	ND		0.39	1.0
1,2-Dibromoethane	ND		0.73	1.0
1,2-Dichlorobenzene	ND		0.79	1.0
1,2-Dichloroethane	ND		0.21	1.0
1,2-Dichloropropane	ND		0.72	1.0
1,3-Dichlorobenzene	ND		0.78	1.0
1,4-Dichlorobenzene	ND		0.84	1.0
2-Butanone (MEK)	ND		1.3	10
2-Hexanone	ND		1.2	5.0
4-Methyl-2-pentanone (MIBK)	ND		2.1	5.0
Acetone	ND		3.0	10
Benzene	ND		0.41	1.0
Bromodichloromethane	ND		0.39	1.0
Bromoform	ND		0.26	1.0
Bromomethane	ND		0.69	1.0
Carbon disulfide	ND		0.19	1.0
Carbon tetrachloride	ND		0.27	1.0
Chlorobenzene	ND		0.75	1.0
Chloroethane	1.8	J	0.32	1.0
Chloroform	ND	UJ	0.34	1.0
Chloromethane	ND		0.35	1.0
cis-1,2-Dichloroethene	ND		0.81	1.0
cis-1,3-Dichloropropene	ND		0.36	1.0
Cyclohexane	ND		0.18	1.0
Dibromochloromethane	ND		0.32	1.0
Dichlorodifluoromethane	ND		0.68	1.0
Ethylbenzene	ND		0.74	1.0
Isopropylbenzene	ND		0.79	1.0
Methyl acetate	ND		0.50	1.0
Methyl tert-butyl ether	ND		0.16	1.0
Methylcyclohexane	ND		0.16	1.0
Methylene Chloride	ND		0.44	1.0
m-Xylene & p-Xylene	ND		0.66	1.0
o-Xylene	ND		0.76	1.0
Styrene	ND		0.73	1.0
Tetrachloroethene	ND		0.36	1.0
Toluene	ND		0.51	1.0
trans-1,2-Dichloroethene	3.6	J	0.90	1.0
trans-1,3-Dichloropropene	ND	UJ	0.37	1.0

Client: ARCADIS U.S. Inc

Job Number: 480-47308-1

Client Sample ID: **MW-20**

Lab Sample ID: 480-47308-10
Client Matrix: Water

Date Sampled: 10/04/2013 1516
Date Received: 10/05/2013 0130

8260C Volatile Organic Compounds by GC/MS

Analysis Method:	8260C	Analysis Batch:	480-145222	Instrument ID:	HP5973P
Prep Method:	5030C	Prep Batch:	N/A	Lab File ID:	P2764.D
Dilution:	1.0			Initial Weight/Volume:	5 mL
Analysis Date:	10/16/2013 1132			Final Weight/Volume:	5 mL
Prep Date:	10/16/2013 1132				

Analyte	Result (ug/L)	Qualifier	MDL	RL
Trichloroethene	ND	U	0.46	1.0
Trichlorofluoromethane	ND		0.88	1.0
Vinyl chloride	ND		0.90	1.0
Xylenes, Total	ND		0.66	1.0

Surrogate	%Rec	Qualifier	Acceptance Limits
1,2-Dichloroethane-d4 (Surr)	110		66 - 137
4-Bromofluorobenzene (Surr)	96		73 - 120
Toluene-d8 (Surr)	96		71 - 126

Client: ARCADIS U.S. Inc

Job Number: 480-47308-1

Client Sample ID: **MW-21**

Lab Sample ID: 480-47308-11
Client Matrix: Water

Date Sampled: 10/04/2013 1555
Date Received: 10/05/2013 0130

8260C Volatile Organic Compounds by GC/MS

Analysis Method:	8260C	Analysis Batch:	480-145143	Instrument ID:	HP5973P
Prep Method:	5030C	Prep Batch:	N/A	Lab File ID:	P2749.D
Dilution:	1.0			Initial Weight/Volume:	5 mL
Analysis Date:	10/16/2013 0411			Final Weight/Volume:	5 mL
Prep Date:	10/16/2013 0411				

Analyte	Result (ug/L)	Qualifier	MDL	RL
1,1,1-Trichloroethane	ND		0.82	1.0
1,1,2,2-Tetrachloroethane	ND		0.21	1.0
1,1,2-Trichloro-1,2,2-trifluoroethane	ND	UJ	0.31	1.0
1,1,2-Trichloroethane	ND		0.23	1.0
1,1-Dichloroethane	ND		0.38	1.0
1,1-Dichloroethene	ND		0.29	1.0
1,2,4-Trichlorobenzene	ND		0.41	1.0
1,2-Dibromo-3-Chloropropane	ND		0.39	1.0
1,2-Dibromoethane	ND		0.73	1.0
1,2-Dichlorobenzene	ND		0.79	1.0
1,2-Dichloroethane	ND		0.21	1.0
1,2-Dichloropropane	ND		0.72	1.0
1,3-Dichlorobenzene	ND		0.78	1.0
1,4-Dichlorobenzene	ND		0.84	1.0
2-Butanone (MEK)	ND		1.3	10
2-Hexanone	ND		1.2	5.0
4-Methyl-2-pentanone (MIBK)	ND		2.1	5.0
Acetone	ND		3.0	10
Benzene	ND		0.41	1.0
Bromodichloromethane	ND		0.39	1.0
Bromoform	ND		0.26	1.0
Bromomethane	ND		0.69	1.0
Carbon disulfide	ND	UJ	0.19	1.0
Carbon tetrachloride	ND		0.27	1.0
Chlorobenzene	ND		0.75	1.0
Chloroethane	ND		0.32	1.0
Chloroform	ND		0.34	1.0
Chloromethane	ND		0.35	1.0
cis-1,2-Dichloroethene	ND		0.81	1.0
cis-1,3-Dichloropropene	ND		0.36	1.0
Cyclohexane	ND		0.18	1.0
Dibromochloromethane	ND		0.32	1.0
Dichlorodifluoromethane	ND		0.68	1.0
Ethylbenzene	ND		0.74	1.0
Isopropylbenzene	ND		0.79	1.0
Methyl acetate	ND		0.50	1.0
Methyl tert-butyl ether	ND		0.16	1.0
Methylcyclohexane	ND		0.16	1.0
Methylene Chloride	ND		0.44	1.0
m-Xylene & p-Xylene	ND		0.66	1.0
o-Xylene	ND		0.76	1.0
Styrene	ND		0.73	1.0
Tetrachloroethene	ND		0.36	1.0
Toluene	ND		0.51	1.0
trans-1,2-Dichloroethene	ND		0.90	1.0
trans-1,3-Dichloropropene	ND		0.37	1.0

Client: ARCADIS U.S. Inc

Job Number: 480-47308-1

Client Sample ID: **MW-21**

Lab Sample ID: 480-47308-11
Client Matrix: Water

Date Sampled: 10/04/2013 1555
Date Received: 10/05/2013 0130

8260C Volatile Organic Compounds by GC/MS

Analysis Method:	8260C	Analysis Batch:	480-145143	Instrument ID:	HP5973P
Prep Method:	5030C	Prep Batch:	N/A	Lab File ID:	P2749.D
Dilution:	1.0			Initial Weight/Volume:	5 mL
Analysis Date:	10/16/2013 0411			Final Weight/Volume:	5 mL
Prep Date:	10/16/2013 0411				

Analyte	Result (ug/L)	Qualifier	MDL	RL
Trichloroethene	ND		0.46	1.0
Trichlorofluoromethane	ND		0.88	1.0
Vinyl chloride	5.2		0.90	1.0
Xylenes, Total	ND		0.66	1.0

Surrogate	%Rec	Qualifier	Acceptance Limits
1,2-Dichloroethane-d4 (Surr)	111		66 - 137
4-Bromofluorobenzene (Surr)	97		73 - 120
Toluene-d8 (Surr)	93		71 - 126

Client: ARCADIS U.S. Inc

Job Number: 480-47308-1

Client Sample ID: **PZ-5**

Lab Sample ID: 480-47308-12
Client Matrix: Water

Date Sampled: 10/02/2013 1605
Date Received: 10/05/2013 0130

8260C Volatile Organic Compounds by GC/MS

Analysis Method:	8260C	Analysis Batch:	480-145143	Instrument ID:	HP5973P
Prep Method:	5030C	Prep Batch:	N/A	Lab File ID:	P2750.D
Dilution:	2.0			Initial Weight/Volume:	5 mL
Analysis Date:	10/16/2013 0435			Final Weight/Volume:	5 mL
Prep Date:	10/16/2013 0435				

Analyte	Result (ug/L)	Qualifier	MDL	RL
1,1,1-Trichloroethane	ND		1.6	2.0
1,1,2,2-Tetrachloroethane	ND		0.42	2.0
1,1,2-Trichloro-1,2,2-trifluoroethane	ND	UJ	0.62	2.0
1,1,2-Trichloroethane	ND		0.46	2.0
1,1-Dichloroethane	ND		0.76	2.0
1,1-Dichloroethene	ND		0.58	2.0
1,2,4-Trichlorobenzene	ND		0.82	2.0
1,2-Dibromo-3-Chloropropane	ND		0.78	2.0
1,2-Dibromoethane	ND		1.5	2.0
1,2-Dichlorobenzene	ND		1.6	2.0
1,2-Dichloroethane	ND		0.42	2.0
1,2-Dichloropropane	ND		1.4	2.0
1,3-Dichlorobenzene	ND		1.6	2.0
1,4-Dichlorobenzene	ND		1.7	2.0
2-Butanone (MEK)	ND		2.6	20
2-Hexanone	ND		2.5	10
4-Methyl-2-pentanone (MIBK)	ND		4.2	10
Acetone	ND		6.0	20
Benzene	ND		0.82	2.0
Bromodichloromethane	ND		0.78	2.0
Bromoform	ND		0.52	2.0
Bromomethane	ND		1.4	2.0
Carbon disulfide	ND	UJ	0.38	2.0
Carbon tetrachloride	ND		0.54	2.0
Chlorobenzene	ND		1.5	2.0
Chloroethane	ND		0.64	2.0
Chloroform	ND		0.68	2.0
Chloromethane	ND		0.70	2.0
cis-1,2-Dichloroethene	64		1.6	2.0
cis-1,3-Dichloropropene	ND		0.72	2.0
Cyclohexane	ND		0.36	2.0
Dibromochloromethane	ND		0.64	2.0
Dichlorodifluoromethane	ND		1.4	2.0
Ethylbenzene	ND		1.5	2.0
Isopropylbenzene	ND		1.6	2.0
Methyl acetate	ND		1.0	2.0
Methyl tert-butyl ether	ND		0.32	2.0
Methylcyclohexane	ND		0.32	2.0
Methylene Chloride	ND		0.88	2.0
m-Xylene & p-Xylene	ND		1.3	2.0
o-Xylene	ND		1.5	2.0
Styrene	ND		1.5	2.0
Tetrachloroethene	190		0.72	2.0
Toluene	ND		1.0	2.0
trans-1,2-Dichloroethene	ND		1.8	2.0
trans-1,3-Dichloropropene	ND		0.74	2.0

Client: ARCADIS U.S. Inc

Job Number: 480-47308-1

Client Sample ID: **PZ-5**

Lab Sample ID: 480-47308-12
Client Matrix: Water

Date Sampled: 10/02/2013 1605
Date Received: 10/05/2013 0130

8260C Volatile Organic Compounds by GC/MS

Analysis Method:	8260C	Analysis Batch:	480-145143	Instrument ID:	HP5973P
Prep Method:	5030C	Prep Batch:	N/A	Lab File ID:	P2750.D
Dilution:	2.0			Initial Weight/Volume:	5 mL
Analysis Date:	10/16/2013 0435			Final Weight/Volume:	5 mL
Prep Date:	10/16/2013 0435				

Analyte	Result (ug/L)	Qualifier	MDL	RL
Trichloroethene	200		0.92	2.0
Trichlorofluoromethane	ND		1.8	2.0
Vinyl chloride	5.9		1.8	2.0
Xylenes, Total	ND		1.3	2.0

Surrogate	%Rec	Qualifier	Acceptance Limits
1,2-Dichloroethane-d4 (Surr)	113		66 - 137
4-Bromofluorobenzene (Surr)	98		73 - 120
Toluene-d8 (Surr)	93		71 - 126

Client: ARCADIS U.S. Inc

Job Number: 480-47308-1

Client Sample ID: **PZ-6**

Lab Sample ID: 480-47308-13
Client Matrix: Water

Date Sampled: 10/02/2013 1640
Date Received: 10/05/2013 0130

8260C Volatile Organic Compounds by GC/MS

Analysis Method:	8260C	Analysis Batch:	480-145143	Instrument ID:	HP5973P
Prep Method:	5030C	Prep Batch:	N/A	Lab File ID:	P2751.D
Dilution:	1.0			Initial Weight/Volume:	5 mL
Analysis Date:	10/16/2013 0500			Final Weight/Volume:	5 mL
Prep Date:	10/16/2013 0500				

Analyte	Result (ug/L)	Qualifier	MDL	RL
1,1,1-Trichloroethane	ND		0.82	1.0
1,1,2,2-Tetrachloroethane	ND		0.21	1.0
1,1,2-Trichloro-1,2,2-trifluoroethane	ND	UJ	0.31	1.0
1,1,2-Trichloroethane	ND		0.23	1.0
1,1-Dichloroethane	ND		0.38	1.0
1,1-Dichloroethene	ND		0.29	1.0
1,2,4-Trichlorobenzene	ND		0.41	1.0
1,2-Dibromo-3-Chloropropane	ND		0.39	1.0
1,2-Dibromoethane	ND		0.73	1.0
1,2-Dichlorobenzene	ND		0.79	1.0
1,2-Dichloroethane	ND		0.21	1.0
1,2-Dichloropropane	ND		0.72	1.0
1,3-Dichlorobenzene	ND		0.78	1.0
1,4-Dichlorobenzene	ND		0.84	1.0
2-Butanone (MEK)	ND		1.3	10
2-Hexanone	ND		1.2	5.0
4-Methyl-2-pentanone (MIBK)	ND		2.1	5.0
Acetone	ND		3.0	10
Benzene	ND		0.41	1.0
Bromodichloromethane	ND		0.39	1.0
Bromoform	ND		0.26	1.0
Bromomethane	ND		0.69	1.0
Carbon disulfide	ND	UJ	0.19	1.0
Carbon tetrachloride	ND		0.27	1.0
Chlorobenzene	ND		0.75	1.0
Chloroethane	ND		0.32	1.0
Chloroform	ND		0.34	1.0
Chloromethane	ND		0.35	1.0
cis-1,2-Dichloroethene	17		0.81	1.0
cis-1,3-Dichloropropene	ND		0.36	1.0
Cyclohexane	ND		0.18	1.0
Dibromochloromethane	ND		0.32	1.0
Dichlorodifluoromethane	ND		0.68	1.0
Ethylbenzene	ND		0.74	1.0
Isopropylbenzene	ND		0.79	1.0
Methyl acetate	ND		0.50	1.0
Methyl tert-butyl ether	ND		0.16	1.0
Methylcyclohexane	ND		0.16	1.0
Methylene Chloride	ND		0.44	1.0
m-Xylene & p-Xylene	ND		0.66	1.0
o-Xylene	ND		0.76	1.0
Styrene	ND		0.73	1.0
Tetrachloroethene	~~120~~ 100	D ~~E~~	0.36	1.0
Toluene	ND		0.51	1.0
trans-1,2-Dichloroethene	ND		0.90	1.0
trans-1,3-Dichloropropene	ND		0.37	1.0

Client: ARCADIS U.S. Inc

Job Number: 480-47308-1

Client Sample ID: **PZ-6**

Lab Sample ID: 480-47308-13
Client Matrix: Water

Date Sampled: 10/02/2013 1640
Date Received: 10/05/2013 0130

8260C Volatile Organic Compounds by GC/MS

Analysis Method:	8260C	Analysis Batch:	480-145143	Instrument ID:	HP5973P
Prep Method:	5030C	Prep Batch:	N/A	Lab File ID:	P2751.D
Dilution:	1.0			Initial Weight/Volume:	5 mL
Analysis Date:	10/16/2013 0500			Final Weight/Volume:	5 mL
Prep Date:	10/16/2013 0500				

Analyte	Result (ug/L)	Qualifier	MDL	RL
Trichloroethene	25		0.46	1.0
Trichlorofluoromethane	ND		0.88	1.0
Vinyl chloride	ND		0.90	1.0
Xylenes, Total	ND		0.66	1.0

Surrogate	%Rec	Qualifier	Acceptance Limits
1,2-Dichloroethane-d4 (Surr)	112		66 - 137
4-Bromofluorobenzene (Surr)	98		73 - 120
Toluene-d8 (Surr)	94		71 - 126

Client: ARCADIS U.S. Inc

Job Number: 480-47308-1

Client Sample ID: **PZ-6**

Lab Sample ID: 480-47308-13
Client Matrix: Water

Date Sampled: 10/02/2013 1640
Date Received: 10/05/2013 0130

8260C Volatile Organic Compounds by GC/MS

Analysis Method:	8260C	Analysis Batch:	480-145222	Instrument ID:	HP5973P
Prep Method:	5030C	Prep Batch:	N/A	Lab File ID:	P2765.D
Dilution:	4.0			Initial Weight/Volume:	5 mL
Analysis Date:	10/16/2013 1157	Run Type:	DL	Final Weight/Volume:	5 mL
Prep Date:	10/16/2013 1157				

Analyte	Result (ug/L)	Qualifier	MDL	RL
1,1,1-Trichloroethane	ND		3.3	4.0
1,1,2,2-Tetrachloroethane	ND		0.84	4.0
1,1,2-Trichloro-1,2,2-trifluoroethane	ND		1.2	4.0
1,1,2-Trichloroethane	ND		0.92	4.0
1,1-Dichloroethane	ND		1.5	4.0
1,1-Dichloroethene	ND		1.2	4.0
1,2,4-Trichlorobenzene	ND		1.6	4.0
1,2-Dibromo-3-Chloropropane	ND		1.6	4.0
1,2-Dibromoethane	ND		2.9	4.0
1,2-Dichlorobenzene	ND		3.2	4.0
1,2-Dichloroethane	ND		0.84	4.0
1,2-Dichloropropane	ND		2.9	4.0
1,3-Dichlorobenzene	ND		3.1	4.0
1,4-Dichlorobenzene	ND		3.4	4.0
2-Butanone (MEK)	ND		5.3	40
2-Hexanone	ND		5.0	20
4-Methyl-2-pentanone (MIBK)	ND		8.4	20
Acetone	ND		12	40
Benzene	ND		1.6	4.0
Bromodichloromethane	ND		1.6	4.0
Bromoform	ND		1.0	4.0
Bromomethane	ND		2.8	4.0
Carbon disulfide	ND		0.76	4.0
Carbon tetrachloride	ND		1.1	4.0
Chlorobenzene	ND		3.0	4.0
Chloroethane	ND		1.3	4.0
Chloroform	ND		1.4	4.0
Chloromethane	ND		1.4	4.0
cis-1,2-Dichloroethene	16		3.2	4.0
cis-1,3-Dichloropropene	ND		1.4	4.0
Cyclohexane	ND		0.72	4.0
Dibromochloromethane	ND		1.3	4.0
Dichlorodifluoromethane	ND		2.7	4.0
Ethylbenzene	ND		3.0	4.0
Isopropylbenzene	ND		3.2	4.0
Methyl acetate	ND		2.0	4.0
Methyl tert-butyl ether	ND		0.64	4.0
Methylcyclohexane	ND		0.64	4.0
Methylene Chloride	ND		1.8	4.0
m-Xylene & p-Xylene	ND		2.6	4.0
o-Xylene	ND		3.0	4.0
Styrene	ND		2.9	4.0
Tetrachloroethene	100		1.4	4.0
Toluene	ND		2.0	4.0
trans-1,2-Dichloroethene	ND		3.6	4.0
trans-1,3-Dichloropropene	ND		1.5	4.0

Client: ARCADIS U.S. Inc

Job Number: 480-47308-1

Client Sample ID: **PZ-6**

Lab Sample ID: 480-47308-13
Client Matrix: Water

Date Sampled: 10/02/2013 1640
Date Received: 10/05/2013 0130

8260C Volatile Organic Compounds by GC/MS

Analysis Method:	8260C	Analysis Batch:	480-145222	Instrument ID:	HP5973P
Prep Method:	5030C	Prep Batch:	N/A	Lab File ID:	P2765.D
Dilution:	4.0			Initial Weight/Volume:	5 mL
Analysis Date:	10/16/2013 1157	Run Type:	DL	Final Weight/Volume:	5 mL
Prep Date:	10/16/2013 1157				

Analyte	Result (ug/L)	Qualifier	MDL	RL
Trichloroethene	21		1.8	4.0
Trichlorofluoromethane	ND		3.5	4.0
Vinyl chloride	ND		3.6	4.0
Xylenes, Total	ND		2.6	4.0

Surrogate	%Rec	Qualifier	Acceptance Limits
1,2-Dichloroethane-d4 (Surr)	112		66 - 137
4-Bromofluorobenzene (Surr)	91		73 - 120
Toluene-d8 (Surr)	94		71 - 126

Client: ARCADIS U.S. Inc

Job Number: 480-47308-1

Client Sample ID: **PZ-7**

Lab Sample ID: 480-47308-14
Client Matrix: Water

Date Sampled: 10/02/2013 1705
Date Received: 10/05/2013 0130

8260C Volatile Organic Compounds by GC/MS

Analysis Method:	8260C	Analysis Batch:	480-145143	Instrument ID:	HP5973P
Prep Method:	5030C	Prep Batch:	N/A	Lab File ID:	P2752.D
Dilution:	1.0			Initial Weight/Volume:	5 mL
Analysis Date:	10/16/2013 0525			Final Weight/Volume:	5 mL
Prep Date:	10/16/2013 0525				

Analyte	Result (ug/L)	Qualifier	MDL	RL
1,1,1-Trichloroethane	ND		0.82	1.0
1,1,2,2-Tetrachloroethane	ND		0.21	1.0
1,1,2-Trichloro-1,2,2-trifluoroethane	ND	UJ	0.31	1.0
1,1,2-Trichloroethane	ND		0.23	1.0
1,1-Dichloroethane	0.45	J	0.38	1.0
1,1-Dichloroethene	ND		0.29	1.0
1,2,4-Trichlorobenzene	ND		0.41	1.0
1,2-Dibromo-3-Chloropropane	ND		0.39	1.0
1,2-Dibromoethane	ND		0.73	1.0
1,2-Dichlorobenzene	ND		0.79	1.0
1,2-Dichloroethane	ND		0.21	1.0
1,2-Dichloropropane	ND		0.72	1.0
1,3-Dichlorobenzene	ND		0.78	1.0
1,4-Dichlorobenzene	ND		0.84	1.0
2-Butanone (MEK)	ND		1.3	10
2-Hexanone	ND		1.2	5.0
4-Methyl-2-pentanone (MIBK)	ND		2.1	5.0
Acetone	ND		3.0	10
Benzene	ND		0.41	1.0
Bromodichloromethane	ND		0.39	1.0
Bromoform	ND		0.26	1.0
Bromomethane	ND		0.69	1.0
Carbon disulfide	ND	UJ	0.19	1.0
Carbon tetrachloride	ND		0.27	1.0
Chlorobenzene	ND		0.75	1.0
Chloroethane	ND		0.32	1.0
Chloroform	ND		0.34	1.0
Chloromethane	ND		0.35	1.0
cis-1,2-Dichloroethene	ND		0.81	1.0
cis-1,3-Dichloropropene	ND		0.36	1.0
Cyclohexane	ND		0.18	1.0
Dibromochloromethane	ND		0.32	1.0
Dichlorodifluoromethane	ND		0.68	1.0
Ethylbenzene	ND		0.74	1.0
Isopropylbenzene	ND		0.79	1.0
Methyl acetate	ND		0.50	1.0
Methyl tert-butyl ether	ND		0.16	1.0
Methylcyclohexane	ND		0.16	1.0
Methylene Chloride	ND		0.44	1.0
m-Xylene & p-Xylene	ND		0.66	1.0
o-Xylene	ND		0.76	1.0
Styrene	ND		0.73	1.0
Tetrachloroethene	ND		0.36	1.0
Toluene	ND		0.51	1.0
trans-1,2-Dichloroethene	ND		0.90	1.0
trans-1,3-Dichloropropene	ND		0.37	1.0

Client: ARCADIS U.S. Inc

Job Number: 480-47308-1

Client Sample ID: **PZ-7**

Lab Sample ID: 480-47308-14
Client Matrix: Water

Date Sampled: 10/02/2013 1705
Date Received: 10/05/2013 0130

8260C Volatile Organic Compounds by GC/MS

Analysis Method:	8260C	Analysis Batch:	480-145143	Instrument ID:	HP5973P
Prep Method:	5030C	Prep Batch:	N/A	Lab File ID:	P2752.D
Dilution:	1.0			Initial Weight/Volume:	5 mL
Analysis Date:	10/16/2013 0525			Final Weight/Volume:	5 mL
Prep Date:	10/16/2013 0525				

Analyte	Result (ug/L)	Qualifier	MDL	RL
Trichloroethene	ND		0.46	1.0
Trichlorofluoromethane	ND		0.88	1.0
Vinyl chloride	ND		0.90	1.0
Xylenes, Total	ND		0.66	1.0

Surrogate	%Rec	Qualifier	Acceptance Limits
1,2-Dichloroethane-d4 (Surr)	111		66 - 137
4-Bromofluorobenzene (Surr)	98		73 - 120
Toluene-d8 (Surr)	95		71 - 126

Client: ARCADIS U.S. Inc

Job Number: 480-47308-1

Client Sample ID: **PZ-11R**

Lab Sample ID: 480-47308-15
Client Matrix: Water

Date Sampled: 10/04/2013 1050
Date Received: 10/05/2013 0130

8260C Volatile Organic Compounds by GC/MS

Analysis Method:	8260C	Analysis Batch:	480-145143	Instrument ID:	HP5973P
Prep Method:	5030C	Prep Batch:	N/A	Lab File ID:	P2753.D
Dilution:	1.0			Initial Weight/Volume:	5 mL
Analysis Date:	10/16/2013 0549			Final Weight/Volume:	5 mL
Prep Date:	10/16/2013 0549				

Analyte	Result (ug/L)	Qualifier	MDL	RL
1,1,1-Trichloroethane	ND		0.82	1.0
1,1,2,2-Tetrachloroethane	ND		0.21	1.0
1,1,2-Trichloro-1,2,2-trifluoroethane	ND	UJ	0.31	1.0
1,1,2-Trichloroethane	ND		0.23	1.0
1,1-Dichloroethane	ND		0.38	1.0
1,1-Dichloroethene	ND		0.29	1.0
1,2,4-Trichlorobenzene	ND		0.41	1.0
1,2-Dibromo-3-Chloropropane	ND		0.39	1.0
1,2-Dibromoethane	ND		0.73	1.0
1,2-Dichlorobenzene	ND		0.79	1.0
1,2-Dichloroethane	ND		0.21	1.0
1,2-Dichloropropane	ND		0.72	1.0
1,3-Dichlorobenzene	ND		0.78	1.0
1,4-Dichlorobenzene	ND		0.84	1.0
2-Butanone (MEK)	ND		1.3	10
2-Hexanone	ND		1.2	5.0
4-Methyl-2-pentanone (MIBK)	ND		2.1	5.0
Acetone	17		3.0	10
Benzene	ND		0.41	1.0
Bromodichloromethane	ND		0.39	1.0
Bromoform	ND		0.26	1.0
Bromomethane	ND		0.69	1.0
Carbon disulfide	ND	UJ	0.19	1.0
Carbon tetrachloride	ND		0.27	1.0
Chlorobenzene	ND		0.75	1.0
Chloroethane	ND		0.32	1.0
Chloroform	ND		0.34	1.0
Chloromethane	ND		0.35	1.0
cis-1,2-Dichloroethene	1.8		0.81	1.0
cis-1,3-Dichloropropene	ND		0.36	1.0
Cyclohexane	ND		0.18	1.0
Dibromochloromethane	ND		0.32	1.0
Dichlorodifluoromethane	ND		0.68	1.0
Ethylbenzene	ND		0.74	1.0
Isopropylbenzene	ND		0.79	1.0
Methyl acetate	ND		0.50	1.0
Methyl tert-butyl ether	ND		0.16	1.0
Methylcyclohexane	ND		0.16	1.0
Methylene Chloride	ND		0.44	1.0
m-Xylene & p-Xylene	ND		0.66	1.0
o-Xylene	ND		0.76	1.0
Styrene	ND		0.73	1.0
Tetrachloroethene	1.4		0.36	1.0
Toluene	ND		0.51	1.0
trans-1,2-Dichloroethene	ND		0.90	1.0
trans-1,3-Dichloropropene	ND		0.37	1.0

Client: ARCADIS U.S. Inc

Job Number: 480-47308-1

Client Sample ID: **PZ-11R**

Lab Sample ID: 480-47308-15
Client Matrix: Water

Date Sampled: 10/04/2013 1050
Date Received: 10/05/2013 0130

8260C Volatile Organic Compounds by GC/MS

Analysis Method:	8260C	Analysis Batch:	480-145143	Instrument ID:	HP5973P
Prep Method:	5030C	Prep Batch:	N/A	Lab File ID:	P2753.D
Dilution:	1.0			Initial Weight/Volume:	5 mL
Analysis Date:	10/16/2013 0549			Final Weight/Volume:	5 mL
Prep Date:	10/16/2013 0549				

Analyte	Result (ug/L)	Qualifier	MDL	RL
Trichloroethene	4.7		0.46	1.0
Trichlorofluoromethane	ND		0.88	1.0
Vinyl chloride	ND		0.90	1.0
Xylenes, Total	ND		0.66	1.0

Surrogate	%Rec	Qualifier	Acceptance Limits
1,2-Dichloroethane-d4 (Surr)	113		66 - 137
4-Bromofluorobenzene (Surr)	99		73 - 120
Toluene-d8 (Surr)	93		71 - 126

Client: ARCADIS U.S. Inc

Job Number: 480-47308-1

Client Sample ID: **PZ-13R**

Lab Sample ID: 480-47308-16
Client Matrix: Water

Date Sampled: 10/03/2013 1220
Date Received: 10/05/2013 0130

8260C Volatile Organic Compounds by GC/MS

Analysis Method:	8260C	Analysis Batch:	480-145143	Instrument ID:	HP5973P
Prep Method:	5030C	Prep Batch:	N/A	Lab File ID:	P2754.D
Dilution:	1.0			Initial Weight/Volume:	5 mL
Analysis Date:	10/16/2013 0614			Final Weight/Volume:	5 mL
Prep Date:	10/16/2013 0614				

Analyte	Result (ug/L)	Qualifier	MDL	RL
1,1,1-Trichloroethane	ND		0.82	1.0
1,1,2,2-Tetrachloroethane	ND		0.21	1.0
1,1,2-Trichloro-1,2,2-trifluoroethane	ND	UJ	0.31	1.0
1,1,2-Trichloroethane	ND		0.23	1.0
1,1-Dichloroethane	ND		0.38	1.0
1,1-Dichloroethene	ND		0.29	1.0
1,2,4-Trichlorobenzene	ND		0.41	1.0
1,2-Dibromo-3-Chloropropane	ND		0.39	1.0
1,2-Dibromoethane	ND		0.73	1.0
1,2-Dichlorobenzene	ND		0.79	1.0
1,2-Dichloroethane	ND		0.21	1.0
1,2-Dichloropropane	ND		0.72	1.0
1,3-Dichlorobenzene	ND		0.78	1.0
1,4-Dichlorobenzene	ND		0.84	1.0
2-Butanone (MEK)	ND		1.3	10
2-Hexanone	ND		1.2	5.0
4-Methyl-2-pentanone (MIBK)	ND		2.1	5.0
Acetone	ND		3.0	10
Benzene	ND		0.41	1.0
Bromodichloromethane	ND		0.39	1.0
Bromoform	ND		0.26	1.0
Bromomethane	ND		0.69	1.0
Carbon disulfide	ND	UJ	0.19	1.0
Carbon tetrachloride	ND		0.27	1.0
Chlorobenzene	ND		0.75	1.0
Chloroethane	ND		0.32	1.0
Chloroform	ND		0.34	1.0
Chloromethane	ND		0.35	1.0
cis-1,2-Dichloroethene	1.7		0.81	1.0
cis-1,3-Dichloropropene	ND		0.36	1.0
Cyclohexane	ND		0.18	1.0
Dibromochloromethane	ND		0.32	1.0
Dichlorodifluoromethane	ND		0.68	1.0
Ethylbenzene	ND		0.74	1.0
Isopropylbenzene	ND		0.79	1.0
Methyl acetate	ND		0.50	1.0
Methyl tert-butyl ether	ND		0.16	1.0
Methylcyclohexane	ND		0.16	1.0
Methylene Chloride	ND		0.44	1.0
m-Xylene & p-Xylene	ND		0.66	1.0
o-Xylene	ND		0.76	1.0
Styrene	ND		0.73	1.0
Tetrachloroethene	0.59	J	0.36	1.0
Toluene	ND		0.51	1.0
trans-1,2-Dichloroethene	ND		0.90	1.0
trans-1,3-Dichloropropene	ND		0.37	1.0

Client: ARCADIS U.S. Inc

Job Number: 480-47308-1

Client Sample ID: **PZ-13R**

Lab Sample ID: 480-47308-16

Client Matrix: Water

Date Sampled: 10/03/2013 1220

Date Received: 10/05/2013 0130

8260C Volatile Organic Compounds by GC/MS

Analysis Method:	8260C	Analysis Batch:	480-145143	Instrument ID:	HP5973P
Prep Method:	5030C	Prep Batch:	N/A	Lab File ID:	P2754.D
Dilution:	1.0			Initial Weight/Volume:	5 mL
Analysis Date:	10/16/2013 0614			Final Weight/Volume:	5 mL
Prep Date:	10/16/2013 0614				

Analyte	Result (ug/L)	Qualifier	MDL	RL
Trichloroethene	4.2		0.46	1.0
Trichlorofluoromethane	ND		0.88	1.0
Vinyl chloride	ND		0.90	1.0
Xylenes, Total	ND		0.66	1.0

Surrogate	%Rec	Qualifier	Acceptance Limits
1,2-Dichloroethane-d4 (Surr)	109		66 - 137
4-Bromofluorobenzene (Surr)	95		73 - 120
Toluene-d8 (Surr)	93		71 - 126

Client: ARCADIS U.S. Inc

Job Number: 480-47308-1

Client Sample ID: **PZ-18**

Lab Sample ID: 480-47308-17
Client Matrix: Water

Date Sampled: 10/04/2013 1105
Date Received: 10/05/2013 0130

8260C Volatile Organic Compounds by GC/MS

Analysis Method:	8260C	Analysis Batch:	480-145143	Instrument ID:	HP5973P
Prep Method:	5030C	Prep Batch:	N/A	Lab File ID:	P2755.D
Dilution:	1.0			Initial Weight/Volume:	5 mL
Analysis Date:	10/16/2013 0638			Final Weight/Volume:	5 mL
Prep Date:	10/16/2013 0638				

Analyte	Result (ug/L)	Qualifier	MDL	RL
1,1,1-Trichloroethane	ND		0.82	1.0
1,1,2,2-Tetrachloroethane	ND		0.21	1.0
1,1,2-Trichloro-1,2,2-trifluoroethane	ND	UJ	0.31	1.0
1,1,2-Trichloroethane	ND		0.23	1.0
1,1-Dichloroethane	ND		0.38	1.0
1,1-Dichloroethene	ND		0.29	1.0
1,2,4-Trichlorobenzene	ND		0.41	1.0
1,2-Dibromo-3-Chloropropane	ND		0.39	1.0
1,2-Dibromoethane	ND		0.73	1.0
1,2-Dichlorobenzene	ND		0.79	1.0
1,2-Dichloroethane	ND		0.21	1.0
1,2-Dichloropropane	ND		0.72	1.0
1,3-Dichlorobenzene	ND		0.78	1.0
1,4-Dichlorobenzene	ND		0.84	1.0
2-Butanone (MEK)	ND		1.3	10
2-Hexanone	ND		1.2	5.0
4-Methyl-2-pentanone (MIBK)	ND		2.1	5.0
Acetone	ND		3.0	10
Benzene	ND		0.41	1.0
Bromodichloromethane	ND		0.39	1.0
Bromoform	ND		0.26	1.0
Bromomethane	ND		0.69	1.0
Carbon disulfide	ND	UJ	0.19	1.0
Carbon tetrachloride	ND		0.27	1.0
Chlorobenzene	ND		0.75	1.0
Chloroethane	ND		0.32	1.0
Chloroform	ND		0.34	1.0
Chloromethane	ND		0.35	1.0
cis-1,2-Dichloroethene	ND		0.81	1.0
cis-1,3-Dichloropropene	ND		0.36	1.0
Cyclohexane	ND		0.18	1.0
Dibromochloromethane	ND		0.32	1.0
Dichlorodifluoromethane	ND		0.68	1.0
Ethylbenzene	ND		0.74	1.0
Isopropylbenzene	ND		0.79	1.0
Methyl acetate	ND		0.50	1.0
Methyl tert-butyl ether	ND		0.16	1.0
Methylcyclohexane	ND		0.16	1.0
Methylene Chloride	ND		0.44	1.0
m-Xylene & p-Xylene	ND		0.66	1.0
o-Xylene	ND		0.76	1.0
Styrene	ND		0.73	1.0
Tetrachloroethene	ND		0.36	1.0
Toluene	ND		0.51	1.0
trans-1,2-Dichloroethene	ND		0.90	1.0
trans-1,3-Dichloropropene	ND		0.37	1.0

Client: ARCADIS U.S. Inc

Job Number: 480-47308-1

Client Sample ID: **PZ-18**

Lab Sample ID: 480-47308-17
Client Matrix: Water

Date Sampled: 10/04/2013 1105
Date Received: 10/05/2013 0130

8260C Volatile Organic Compounds by GC/MS

Analysis Method:	8260C	Analysis Batch:	480-145143	Instrument ID:	HP5973P
Prep Method:	5030C	Prep Batch:	N/A	Lab File ID:	P2755.D
Dilution:	1.0			Initial Weight/Volume:	5 mL
Analysis Date:	10/16/2013 0638			Final Weight/Volume:	5 mL
Prep Date:	10/16/2013 0638				

Analyte	Result (ug/L)	Qualifier	MDL	RL
Trichloroethene	ND		0.46	1.0
Trichlorofluoromethane	ND		0.88	1.0
Vinyl chloride	ND		0.90	1.0
Xylenes, Total	ND		0.66	1.0

Surrogate	%Rec	Qualifier	Acceptance Limits
1,2-Dichloroethane-d4 (Surr)	113		66 - 137
4-Bromofluorobenzene (Surr)	98		73 - 120
Toluene-d8 (Surr)	95		71 - 126

Client: ARCADIS U.S. Inc

Job Number: 480-47308-1

Client Sample ID: **A1-PZ-2**

Lab Sample ID: 480-47308-19
Client Matrix: Water

Date Sampled: 10/04/2013 1350
Date Received: 10/05/2013 0130

8260C Volatile Organic Compounds by GC/MS

Analysis Method:	8260C	Analysis Batch:	480-145143	Instrument ID:	HP5973P
Prep Method:	5030C	Prep Batch:	N/A	Lab File ID:	P2756.D
Dilution:	1.0			Initial Weight/Volume:	5 mL
Analysis Date:	10/16/2013 0703			Final Weight/Volume:	5 mL
Prep Date:	10/16/2013 0703				

Analyte	Result (ug/L)	Qualifier	MDL	RL
1,1,1-Trichloroethane	ND		0.82	1.0
1,1,2,2-Tetrachloroethane	ND		0.21	1.0
1,1,2-Trichloro-1,2,2-trifluoroethane	ND	UJ	0.31	1.0
1,1,2-Trichloroethane	ND		0.23	1.0
1,1-Dichloroethane	ND		0.38	1.0
1,1-Dichloroethene	ND		0.29	1.0
1,2,4-Trichlorobenzene	ND		0.41	1.0
1,2-Dibromo-3-Chloropropane	ND		0.39	1.0
1,2-Dibromoethane	ND		0.73	1.0
1,2-Dichlorobenzene	ND		0.79	1.0
1,2-Dichloroethane	ND		0.21	1.0
1,2-Dichloropropane	ND		0.72	1.0
1,3-Dichlorobenzene	ND		0.78	1.0
1,4-Dichlorobenzene	ND		0.84	1.0
2-Butanone (MEK)	ND		1.3	10
2-Hexanone	ND		1.2	5.0
4-Methyl-2-pentanone (MIBK)	ND		2.1	5.0
Acetone	ND		3.0	10
Benzene	ND		0.41	1.0
Bromodichloromethane	ND		0.39	1.0
Bromoform	ND		0.26	1.0
Bromomethane	ND		0.69	1.0
Carbon disulfide	ND	UJ	0.19	1.0
Carbon tetrachloride	ND		0.27	1.0
Chlorobenzene	ND		0.75	1.0
Chloroethane	ND		0.32	1.0
Chloroform	ND		0.34	1.0
Chloromethane	ND		0.35	1.0
cis-1,2-Dichloroethene	1.1		0.81	1.0
cis-1,3-Dichloropropene	ND		0.36	1.0
Cyclohexane	ND		0.18	1.0
Dibromochloromethane	ND		0.32	1.0
Dichlorodifluoromethane	ND		0.68	1.0
Ethylbenzene	ND		0.74	1.0
Isopropylbenzene	ND		0.79	1.0
Methyl acetate	ND		0.50	1.0
Methyl tert-butyl ether	ND		0.16	1.0
Methylcyclohexane	ND		0.16	1.0
Methylene Chloride	ND		0.44	1.0
m-Xylene & p-Xylene	ND		0.66	1.0
o-Xylene	ND		0.76	1.0
Styrene	ND		0.73	1.0
Tetrachloroethene	ND		0.36	1.0
Toluene	ND		0.51	1.0
trans-1,2-Dichloroethene	ND		0.90	1.0
trans-1,3-Dichloropropene	ND		0.37	1.0

Client: ARCADIS U.S. Inc

Job Number: 480-47308-1

Client Sample ID: **A1-PZ-2**

Lab Sample ID: 480-47308-19
Client Matrix: Water

Date Sampled: 10/04/2013 1350
Date Received: 10/05/2013 0130

8260C Volatile Organic Compounds by GC/MS

Analysis Method:	8260C	Analysis Batch:	480-145143	Instrument ID:	HP5973P
Prep Method:	5030C	Prep Batch:	N/A	Lab File ID:	P2756.D
Dilution:	1.0			Initial Weight/Volume:	5 mL
Analysis Date:	10/16/2013 0703			Final Weight/Volume:	5 mL
Prep Date:	10/16/2013 0703				

Analyte	Result (ug/L)	Qualifier	MDL	RL
Trichloroethene	ND		0.46	1.0
Trichlorofluoromethane	ND		0.88	1.0
Vinyl chloride	ND		0.90	1.0
Xylenes, Total	ND		0.66	1.0

Surrogate	%Rec	Qualifier	Acceptance Limits
1,2-Dichloroethane-d4 (Surr)	112		66 - 137
4-Bromofluorobenzene (Surr)	96		73 - 120
Toluene-d8 (Surr)	92		71 - 126

Client: ARCADIS U.S. Inc

Job Number: 480-47308-1

Client Sample ID: **A2-PZ-1**

Lab Sample ID: 480-47308-20
Client Matrix: Water

Date Sampled: 10/04/2013 1221
Date Received: 10/05/2013 0130

8260C Volatile Organic Compounds by GC/MS

Analysis Method:	8260C	Analysis Batch:	480-145143	Instrument ID:	HP5973P
Prep Method:	5030C	Prep Batch:	N/A	Lab File ID:	P2757.D
Dilution:	250			Initial Weight/Volume:	5 mL
Analysis Date:	10/16/2013 0728			Final Weight/Volume:	5 mL
Prep Date:	10/16/2013 0728				

Analyte	Result (ug/L)	Qualifier	MDL	RL
1,1,1-Trichloroethane	ND		210	250
1,1,2,2-Tetrachloroethane	ND		53	250
1,1,2-Trichloro-1,2,2-trifluoroethane	550	J	78	250
1,1,2-Trichloroethane	ND		58	250
1,1-Dichloroethane	1200		95	250
1,1-Dichloroethene	ND		73	250
1,2,4-Trichlorobenzene	ND		100	250
1,2-Dibromo-3-Chloropropane	ND		98	250
1,2-Dibromoethane	ND		180	250
1,2-Dichlorobenzene	ND		200	250
1,2-Dichloroethane	ND		53	250
1,2-Dichloropropane	ND		180	250
1,3-Dichlorobenzene	ND		200	250
1,4-Dichlorobenzene	ND		210	250
2-Butanone (MEK)	ND		330	2500
2-Hexanone	ND		310	1300
4-Methyl-2-pentanone (MIBK)	ND		530	1300
Acetone	ND		750	2500
Benzene	ND		100	250
Bromodichloromethane	ND		98	250
Bromoform	ND		65	250
Bromomethane	ND		170	250
Carbon disulfide	ND	UJ	48	250
Carbon tetrachloride	ND		68	250
Chlorobenzene	ND		190	250
Chloroethane	ND		80	250
Chloroform	ND		85	250
Chloromethane	ND		88	250
cis-1,2-Dichloroethene	24000		200	250
cis-1,3-Dichloropropene	ND		90	250
Cyclohexane	ND		45	250
Dibromochloromethane	ND		80	250
Dichlorodifluoromethane	560	J	170	250
Ethylbenzene	ND		190	250
Isopropylbenzene	ND		200	250
Methyl acetate	ND		130	250
Methyl tert-butyl ether	ND		40	250
Methylcyclohexane	ND		40	250
Methylene Chloride	ND		110	250
m-Xylene & p-Xylene	ND		170	250
o-Xylene	ND		190	250
Styrene	ND		180	250
Tetrachloroethene	ND		90	250
Toluene	ND		130	250
trans-1,2-Dichloroethene	ND		230	250
trans-1,3-Dichloropropene	ND		93	250

Client: ARCADIS U.S. Inc

Job Number: 480-47308-1

Client Sample ID: **A2-PZ-1**

Lab Sample ID: 480-47308-20
Client Matrix: Water

Date Sampled: 10/04/2013 1221
Date Received: 10/05/2013 0130

8260C Volatile Organic Compounds by GC/MS

Analysis Method:	8260C	Analysis Batch:	480-145143	Instrument ID:	HP5973P
Prep Method:	5030C	Prep Batch:	N/A	Lab File ID:	P2757.D
Dilution:	250			Initial Weight/Volume:	5 mL
Analysis Date:	10/16/2013 0728			Final Weight/Volume:	5 mL
Prep Date:	10/16/2013 0728				

Analyte	Result (ug/L)	Qualifier	MDL	RL
Trichloroethene	1300		120	250
Trichlorofluoromethane	ND		220	250
Vinyl chloride	1300		230	250
Xylenes, Total	ND		170	250

Surrogate	%Rec	Qualifier	Acceptance Limits
1,2-Dichloroethane-d4 (Surr)	115		66 - 137
4-Bromofluorobenzene (Surr)	98		73 - 120
Toluene-d8 (Surr)	95		71 - 126

Client: ARCADIS U.S. Inc

Job Number: 480-47308-1

Client Sample ID: **A2-PZ-2**

Lab Sample ID: 480-47308-21

Client Matrix: Water

Date Sampled: 10/04/2013 1155

Date Received: 10/05/2013 0130

8260C Volatile Organic Compounds by GC/MS

Analysis Method:	8260C	Analysis Batch:	480-145436	Instrument ID:	HP5973P
Prep Method:	5030C	Prep Batch:	N/A	Lab File ID:	P2788.D
Dilution:	10			Initial Weight/Volume:	5 mL
Analysis Date:	10/16/2013 2319			Final Weight/Volume:	5 mL
Prep Date:	10/16/2013 2319				

Analyte	Result (ug/L)	Qualifier	MDL	RL
1,1,1-Trichloroethane	ND		8.2	10
1,1,2,2-Tetrachloroethane	ND		2.1	10
1,1,2-Trichloro-1,2,2-trifluoroethane	ND		3.1	10
1,1,2-Trichloroethane	ND		2.3	10
1,1-Dichloroethane	3.9	J	3.8	10
1,1-Dichloroethene	ND		2.9	10
1,2,4-Trichlorobenzene	ND		4.1	10
1,2-Dibromo-3-Chloropropane	ND		3.9	10
1,2-Dibromoethane	ND		7.3	10
1,2-Dichlorobenzene	ND		7.9	10
1,2-Dichloroethane	ND		2.1	10
1,2-Dichloropropane	ND		7.2	10
1,3-Dichlorobenzene	ND		7.8	10
1,4-Dichlorobenzene	ND		8.4	10
2-Butanone (MEK)	ND		13	100
2-Hexanone	ND		12	50
4-Methyl-2-pentanone (MIBK)	ND		21	50
Acetone	ND		30	100
Benzene	ND		4.1	10
Bromodichloromethane	ND		3.9	10
Bromoform	ND		2.6	10
Bromomethane	ND		6.9	10
Carbon disulfide	ND		1.9	10
Carbon tetrachloride	ND		2.7	10
Chlorobenzene	ND		7.5	10
Chloroethane	ND		3.2	10
Chloroform	ND		3.4	10
Chloromethane	ND		3.5	10
cis-1,2-Dichloroethene	95		8.1	10
cis-1,3-Dichloropropene	ND		3.6	10
Cyclohexane	ND		1.8	10
Dibromochloromethane	ND		3.2	10
Dichlorodifluoromethane	ND		6.8	10
Ethylbenzene	ND		7.4	10
Isopropylbenzene	ND		7.9	10
Methyl acetate	ND		5.0	10
Methyl tert-butyl ether	ND		1.6	10
Methylcyclohexane	ND		1.6	10
Methylene Chloride	ND		4.4	10
m-Xylene & p-Xylene	ND		6.6	10
o-Xylene	ND		7.6	10
Styrene	ND		7.3	10
Tetrachloroethene	520		3.6	10
Toluene	ND		5.1	10
trans-1,2-Dichloroethene	ND		9.0	10
trans-1,3-Dichloropropene	ND		3.7	10

Client: ARCADIS U.S. Inc

Job Number: 480-47308-1

Client Sample ID: **A2-PZ-2**

Lab Sample ID: 480-47308-21
Client Matrix: Water

Date Sampled: 10/04/2013 1155
Date Received: 10/05/2013 0130

8260C Volatile Organic Compounds by GC/MS

Analysis Method:	8260C	Analysis Batch:	480-145436	Instrument ID:	HP5973P
Prep Method:	5030C	Prep Batch:	N/A	Lab File ID:	P2788.D
Dilution:	10			Initial Weight/Volume:	5 mL
Analysis Date:	10/16/2013 2319			Final Weight/Volume:	5 mL
Prep Date:	10/16/2013 2319				

Analyte	Result (ug/L)	Qualifier	MDL	RL
Trichloroethene	260		4.6	10
Trichlorofluoromethane	ND		8.8	10
Vinyl chloride	ND		9.0	10
Xylenes, Total	ND		6.6	10

Surrogate	%Rec	Qualifier	Acceptance Limits
1,2-Dichloroethane-d4 (Surr)	109		66 - 137
4-Bromofluorobenzene (Surr)	95		73 - 120
Toluene-d8 (Surr)	95		71 - 126

Client: ARCADIS U.S. Inc

Job Number: 480-47308-1

Client Sample ID: **TRIP BLANK**

Lab Sample ID: 480-47308-22TB
Client Matrix: Water

Date Sampled: 10/04/2013 0000
Date Received: 10/05/2013 0130

8260C Volatile Organic Compounds by GC/MS

Analysis Method:	8260C	Analysis Batch:	480-145222	Instrument ID:	HP5973P
Prep Method:	5030C	Prep Batch:	N/A	Lab File ID:	P2767.D
Dilution:	1.0			Initial Weight/Volume:	5 mL
Analysis Date:	10/16/2013 1246			Final Weight/Volume:	5 mL
Prep Date:	10/16/2013 1246				

Analyte	Result (ug/L)	Qualifier	MDL	RL
1,1,1-Trichloroethane	ND		0.82	1.0
1,1,2,2-Tetrachloroethane	ND		0.21	1.0
1,1,2-Trichloro-1,2,2-trifluoroethane	ND		0.31	1.0
1,1,2-Trichloroethane	ND		0.23	1.0
1,1-Dichloroethane	ND		0.38	1.0
1,1-Dichloroethene	ND		0.29	1.0
1,2,4-Trichlorobenzene	ND		0.41	1.0
1,2-Dibromo-3-Chloropropane	ND		0.39	1.0
1,2-Dibromoethane	ND		0.73	1.0
1,2-Dichlorobenzene	ND		0.79	1.0
1,2-Dichloroethane	ND		0.21	1.0
1,2-Dichloropropane	ND		0.72	1.0
1,3-Dichlorobenzene	ND		0.78	1.0
1,4-Dichlorobenzene	ND		0.84	1.0
2-Butanone (MEK)	ND		1.3	10
2-Hexanone	ND		1.2	5.0
4-Methyl-2-pentanone (MIBK)	ND		2.1	5.0
Acetone	ND		3.0	10
Benzene	ND		0.41	1.0
Bromodichloromethane	ND		0.39	1.0
Bromoform	ND		0.26	1.0
Bromomethane	ND		0.69	1.0
Carbon disulfide	ND		0.19	1.0
Carbon tetrachloride	ND		0.27	1.0
Chlorobenzene	ND		0.75	1.0
Chloroethane	ND		0.32	1.0
Chloroform	ND		0.34	1.0
Chloromethane	ND		0.35	1.0
cis-1,2-Dichloroethene	ND		0.81	1.0
cis-1,3-Dichloropropene	ND		0.36	1.0
Cyclohexane	ND		0.18	1.0
Dibromochloromethane	ND		0.32	1.0
Dichlorodifluoromethane	ND		0.68	1.0
Ethylbenzene	ND		0.74	1.0
Isopropylbenzene	ND		0.79	1.0
Methyl acetate	ND		0.50	1.0
Methyl tert-butyl ether	ND		0.16	1.0
Methylcyclohexane	ND		0.16	1.0
Methylene Chloride	ND		0.44	1.0
m-Xylene & p-Xylene	ND		0.66	1.0
o-Xylene	ND		0.76	1.0
Styrene	ND		0.73	1.0
Tetrachloroethene	ND		0.36	1.0
Toluene	ND		0.51	1.0
trans-1,2-Dichloroethene	ND		0.90	1.0
trans-1,3-Dichloropropene	ND		0.37	1.0

Client: ARCADIS U.S. Inc

Job Number: 480-47308-1

Client Sample ID: **TRIP BLANK**

Lab Sample ID: 480-47308-22TB
Client Matrix: Water

Date Sampled: 10/04/2013 0000
Date Received: 10/05/2013 0130

8260C Volatile Organic Compounds by GC/MS

Analysis Method:	8260C	Analysis Batch:	480-145222	Instrument ID:	HP5973P
Prep Method:	5030C	Prep Batch:	N/A	Lab File ID:	P2767.D
Dilution:	1.0			Initial Weight/Volume:	5 mL
Analysis Date:	10/16/2013 1246			Final Weight/Volume:	5 mL
Prep Date:	10/16/2013 1246				

Analyte	Result (ug/L)	Qualifier	MDL	RL
Trichloroethene	ND		0.46	1.0
Trichlorofluoromethane	ND		0.88	1.0
Vinyl chloride	ND		0.90	1.0
Xylenes, Total	ND		0.66	1.0

Surrogate	%Rec	Qualifier	Acceptance Limits
1,2-Dichloroethane-d4 (Surr)	117		66 - 137
4-Bromofluorobenzene (Surr)	91		73 - 120
Toluene-d8 (Surr)	93		71 - 126

Client: ARCADIS U.S. Inc

Job Number: 480-47308-1

Client Sample ID: **DUP-100313**

Lab Sample ID: 480-47308-23FD
Client Matrix: Water

Date Sampled: 10/03/2013 0000
Date Received: 10/05/2013 0130

8260C Volatile Organic Compounds by GC/MS

Analysis Method:	8260C	Analysis Batch:	480-145436	Instrument ID:	HP5973P
Prep Method:	5030C	Prep Batch:	N/A	Lab File ID:	P2789.D
Dilution:	1.0			Initial Weight/Volume:	5 mL
Analysis Date:	10/16/2013 2343			Final Weight/Volume:	5 mL
Prep Date:	10/16/2013 2343				

Analyte	Result (ug/L)	Qualifier	MDL	RL
1,1,1-Trichloroethane	ND		0.82	1.0
1,1,2,2-Tetrachloroethane	ND		0.21	1.0
1,1,2-Trichloro-1,2,2-trifluoroethane	ND		0.31	1.0
1,1,2-Trichloroethane	ND		0.23	1.0
1,1-Dichloroethane	3.0		0.38	1.0
1,1-Dichloroethene	ND		0.29	1.0
1,2,4-Trichlorobenzene	ND		0.41	1.0
1,2-Dibromo-3-Chloropropane	ND		0.39	1.0
1,2-Dibromoethane	ND		0.73	1.0
1,2-Dichlorobenzene	ND		0.79	1.0
1,2-Dichloroethane	ND		0.21	1.0
1,2-Dichloropropane	ND		0.72	1.0
1,3-Dichlorobenzene	ND		0.78	1.0
1,4-Dichlorobenzene	ND		0.84	1.0
2-Butanone (MEK)	ND		1.3	10
2-Hexanone	ND		1.2	5.0
4-Methyl-2-pentanone (MIBK)	ND		2.1	5.0
Acetone	ND		3.0	10
Benzene	ND		0.41	1.0
Bromodichloromethane	ND		0.39	1.0
Bromoform	ND		0.26	1.0
Bromomethane	ND		0.69	1.0
Carbon disulfide	ND		0.19	1.0
Carbon tetrachloride	ND		0.27	1.0
Chlorobenzene	ND		0.75	1.0
Chloroethane	ND		0.32	1.0
Chloroform	ND		0.34	1.0
Chloromethane	ND		0.35	1.0
cis-1,2-Dichloroethene	34		0.81	1.0
cis-1,3-Dichloropropene	ND		0.36	1.0
Cyclohexane	ND		0.18	1.0
Dibromochloromethane	ND		0.32	1.0
Dichlorodifluoromethane	ND		0.68	1.0
Ethylbenzene	ND		0.74	1.0
Isopropylbenzene	ND		0.79	1.0
Methyl acetate	ND		0.50	1.0
Methyl tert-butyl ether	ND		0.16	1.0
Methylcyclohexane	ND		0.16	1.0
Methylene Chloride	ND		0.44	1.0
m-Xylene & p-Xylene	ND		0.66	1.0
o-Xylene	ND		0.76	1.0
Styrene	ND		0.73	1.0
Tetrachloroethene	ND		0.36	1.0
Toluene	ND		0.51	1.0
trans-1,2-Dichloroethene	2.4		0.90	1.0
trans-1,3-Dichloropropene	ND		0.37	1.0

Client: ARCADIS U.S. Inc

Job Number: 480-47308-1

Client Sample ID: **DUP-100313**

Lab Sample ID: 480-47308-23FD
Client Matrix: Water

Date Sampled: 10/03/2013 0000
Date Received: 10/05/2013 0130

8260C Volatile Organic Compounds by GC/MS

Analysis Method:	8260C	Analysis Batch:	480-145436	Instrument ID:	HP5973P
Prep Method:	5030C	Prep Batch:	N/A	Lab File ID:	P2789.D
Dilution:	1.0			Initial Weight/Volume:	5 mL
Analysis Date:	10/16/2013 2343			Final Weight/Volume:	5 mL
Prep Date:	10/16/2013 2343				

Analyte	Result (ug/L)	Qualifier	MDL	RL
Trichloroethene	0.79	J	0.46	1.0
Trichlorofluoromethane	ND		0.88	1.0
Vinyl chloride	20		0.90	1.0
Xylenes, Total	ND		0.66	1.0

Surrogate	%Rec	Qualifier	Acceptance Limits
1,2-Dichloroethane-d4 (Surr)	111		66 - 137
4-Bromofluorobenzene (Surr)	96		73 - 120
Toluene-d8 (Surr)	96		71 - 126

Client: ARCADIS U.S. Inc

Job Number: 480-47308-1

Client Sample ID: **DUP-2-100313**

Lab Sample ID: 480-47308-24
Client Matrix: Water

Date Sampled: 10/03/2013 0000
Date Received: 10/05/2013 0130

8260C Volatile Organic Compounds by GC/MS

Analysis Method:	8260C	Analysis Batch:	480-145436	Instrument ID:	HP5973P
Prep Method:	5030C	Prep Batch:	N/A	Lab File ID:	P2790.D
Dilution:	1.0			Initial Weight/Volume:	5 mL
Analysis Date:	10/17/2013 0008			Final Weight/Volume:	5 mL
Prep Date:	10/17/2013 0008				

Analyte	Result (ug/L)	Qualifier	MDL	RL
1,1,1-Trichloroethane	ND		0.82	1.0
1,1,2,2-Tetrachloroethane	ND		0.21	1.0
1,1,2-Trichloro-1,2,2-trifluoroethane	ND		0.31	1.0
1,1,2-Trichloroethane	ND		0.23	1.0
1,1-Dichloroethane	4.4		0.38	1.0
1,1-Dichloroethene	ND		0.29	1.0
1,2,4-Trichlorobenzene	ND		0.41	1.0
1,2-Dibromo-3-Chloropropane	ND		0.39	1.0
1,2-Dibromoethane	ND		0.73	1.0
1,2-Dichlorobenzene	ND		0.79	1.0
1,2-Dichloroethane	ND		0.21	1.0
1,2-Dichloropropane	ND		0.72	1.0
1,3-Dichlorobenzene	ND		0.78	1.0
1,4-Dichlorobenzene	ND		0.84	1.0
2-Butanone (MEK)	ND		1.3	10
2-Hexanone	ND		1.2	5.0
4-Methyl-2-pentanone (MIBK)	ND		2.1	5.0
Acetone	ND		3.0	10
Benzene	ND		0.41	1.0
Bromodichloromethane	ND		0.39	1.0
Bromoform	ND		0.26	1.0
Bromomethane	ND		0.69	1.0
Carbon disulfide	ND		0.19	1.0
Carbon tetrachloride	ND		0.27	1.0
Chlorobenzene	ND		0.75	1.0
Chloroethane	ND		0.32	1.0
Chloroform	ND		0.34	1.0
Chloromethane	ND		0.35	1.0
cis-1,2-Dichloroethene	29		0.81	1.0
cis-1,3-Dichloropropene	ND		0.36	1.0
Cyclohexane	ND		0.18	1.0
Dibromochloromethane	ND		0.32	1.0
Dichlorodifluoromethane	ND		0.68	1.0
Ethylbenzene	ND		0.74	1.0
Isopropylbenzene	ND		0.79	1.0
Methyl acetate	ND		0.50	1.0
Methyl tert-butyl ether	ND		0.16	1.0
Methylcyclohexane	ND		0.16	1.0
Methylene Chloride	ND		0.44	1.0
m-Xylene & p-Xylene	ND		0.66	1.0
o-Xylene	ND		0.76	1.0
Styrene	ND		0.73	1.0
Tetrachloroethene	9.5		0.36	1.0
Toluene	ND		0.51	1.0
trans-1,2-Dichloroethene	ND		0.90	1.0
trans-1,3-Dichloropropene	ND		0.37	1.0

Client: ARCADIS U.S. Inc

Job Number: 480-47308-1

Client Sample ID: **DUP-2-100313**

Lab Sample ID: 480-47308-24
Client Matrix: Water

Date Sampled: 10/03/2013 0000
Date Received: 10/05/2013 0130

8260C Volatile Organic Compounds by GC/MS

Analysis Method:	8260C	Analysis Batch:	480-145436	Instrument ID:	HP5973P
Prep Method:	5030C	Prep Batch:	N/A	Lab File ID:	P2790.D
Dilution:	1.0			Initial Weight/Volume:	5 mL
Analysis Date:	10/17/2013 0008			Final Weight/Volume:	5 mL
Prep Date:	10/17/2013 0008				

Analyte	Result (ug/L)	Qualifier	MDL	RL
Trichloroethene	12		0.46	1.0
Trichlorofluoromethane	ND		0.88	1.0
Vinyl chloride	5.4		0.90	1.0
Xylenes, Total	ND		0.66	1.0

Surrogate	%Rec	Qualifier	Acceptance Limits
1,2-Dichloroethane-d4 (Surr)	112		66 - 137
4-Bromofluorobenzene (Surr)	94		73 - 120
Toluene-d8 (Surr)	95		71 - 126

Client: ARCADIS U.S. Inc

Job Number: 480-47308-1

Client Sample ID: **PZ-26**

Lab Sample ID: 480-47616-1
Client Matrix: Water

Date Sampled: 10/07/2013 1115
Date Received: 10/10/2013 0140

8260C Volatile Organic Compounds by GC/MS

Analysis Method:	8260C	Analysis Batch:	480-145571	Instrument ID:	HP5973C
Prep Method:	5030C	Prep Batch:	N/A	Lab File ID:	C33213.D
Dilution:	1.0			Initial Weight/Volume:	5 mL
Analysis Date:	10/17/2013 1657			Final Weight/Volume:	5 mL
Prep Date:	10/17/2013 1657				

Analyte	Result (ug/L)	Qualifier	MDL	RL
1,1,1-Trichloroethane	ND		0.82	1.0
1,1,2,2-Tetrachloroethane	ND		0.21	1.0
1,1,2-Trichloro-1,2,2-trifluoroethane	ND		0.31	1.0
1,1,2-Trichloroethane	ND		0.23	1.0
1,1-Dichloroethane	ND		0.38	1.0
1,1-Dichloroethene	ND		0.29	1.0
1,2,4-Trichlorobenzene	ND		0.41	1.0
1,2-Dibromo-3-Chloropropane	ND	UJ	0.39	1.0
1,2-Dibromoethane	ND		0.73	1.0
1,2-Dichlorobenzene	ND		0.79	1.0
1,2-Dichloroethane	ND		0.21	1.0
1,2-Dichloropropane	ND		0.72	1.0
1,3-Dichlorobenzene	ND		0.78	1.0
1,4-Dichlorobenzene	ND		0.84	1.0
2-Butanone (MEK)	ND		1.3	10
2-Hexanone	ND		1.2	5.0
4-Methyl-2-pentanone (MIBK)	ND		2.1	5.0
Acetone	ND		3.0	10
Benzene	ND		0.41	1.0
Bromodichloromethane	ND		0.39	1.0
Bromoform	ND		0.26	1.0
Bromomethane	ND		0.69	1.0
Carbon disulfide	ND		0.19	1.0
Carbon tetrachloride	ND		0.27	1.0
Chlorobenzene	ND		0.75	1.0
Chloroethane	ND		0.32	1.0
Chloroform	ND		0.34	1.0
Chloromethane	ND		0.35	1.0
cis-1,2-Dichloroethene	ND		0.81	1.0
cis-1,3-Dichloropropene	ND		0.36	1.0
Cyclohexane	ND		0.18	1.0
Dibromochloromethane	ND		0.32	1.0
Dichlorodifluoromethane	ND		0.68	1.0
Ethylbenzene	ND		0.74	1.0
Isopropylbenzene	ND		0.79	1.0
Methyl acetate	ND		0.50	1.0
Methyl tert-butyl ether	ND		0.16	1.0
Methylcyclohexane	ND		0.16	1.0
Methylene Chloride	ND		0.44	1.0
m-Xylene & p-Xylene	ND		0.66	1.0
o-Xylene	ND		0.76	1.0
Styrene	ND		0.73	1.0
Tetrachloroethene	ND		0.36	1.0
Toluene	ND		0.51	1.0
trans-1,2-Dichloroethene	ND		0.90	1.0
trans-1,3-Dichloropropene	ND		0.37	1.0

Client: ARCADIS U.S. Inc

Job Number: 480-47308-1

Client Sample ID: **PZ-26**

Lab Sample ID: 480-47616-1
Client Matrix: Water

Date Sampled: 10/07/2013 1115
Date Received: 10/10/2013 0140

8260C Volatile Organic Compounds by GC/MS

Analysis Method:	8260C	Analysis Batch:	480-145571	Instrument ID:	HP5973C
Prep Method:	5030C	Prep Batch:	N/A	Lab File ID:	C33213.D
Dilution:	1.0			Initial Weight/Volume:	5 mL
Analysis Date:	10/17/2013 1657			Final Weight/Volume:	5 mL
Prep Date:	10/17/2013 1657				

Analyte	Result (ug/L)	Qualifier	MDL	RL
Trichloroethene	ND		0.46	1.0
Trichlorofluoromethane	ND		0.88	1.0
Vinyl chloride	ND		0.90	1.0
Xylenes, Total	ND		0.66	1.0

Surrogate	%Rec	Qualifier	Acceptance Limits
1,2-Dichloroethane-d4 (Surr)	115		66 - 137
4-Bromofluorobenzene (Surr)	104		73 - 120
Toluene-d8 (Surr)	102		71 - 126

Analytical Data

Client: ARCADIS U.S. Inc

Job Number: 480-47308-1

Client Sample ID: **TRIP BLANK**

Lab Sample ID: 480-47616-2TB
Client Matrix: Water

Date Sampled: 10/07/2013 0000
Date Received: 10/10/2013 0140

8260C Volatile Organic Compounds by GC/MS

Analysis Method:	8260C	Analysis Batch:	480-145571	Instrument ID:	HP5973C
Prep Method:	5030C	Prep Batch:	N/A	Lab File ID:	C33214.D
Dilution:	1.0			Initial Weight/Volume:	5 mL
Analysis Date:	10/17/2013 1722			Final Weight/Volume:	5 mL
Prep Date:	10/17/2013 1722				

Analyte	Result (ug/L)	Qualifier	MDL	RL
1,1,1-Trichloroethane	ND		0.82	1.0
1,1,2,2-Tetrachloroethane	ND		0.21	1.0
1,1,2-Trichloro-1,2,2-trifluoroethane	ND		0.31	1.0
1,1,2-Trichloroethane	ND		0.23	1.0
1,1-Dichloroethane	ND		0.38	1.0
1,1-Dichloroethene	ND		0.29	1.0
1,2,4-Trichlorobenzene	ND		0.41	1.0
1,2-Dibromo-3-Chloropropane	ND	UJ	0.39	1.0
1,2-Dibromoethane	ND		0.73	1.0
1,2-Dichlorobenzene	ND		0.79	1.0
1,2-Dichloroethane	ND		0.21	1.0
1,2-Dichloropropane	ND		0.72	1.0
1,3-Dichlorobenzene	ND		0.78	1.0
1,4-Dichlorobenzene	ND		0.84	1.0
2-Butanone (MEK)	ND		1.3	10
2-Hexanone	ND		1.2	5.0
4-Methyl-2-pentanone (MIBK)	ND		2.1	5.0
Acetone	ND		3.0	10
Benzene	ND		0.41	1.0
Bromodichloromethane	ND		0.39	1.0
Bromoform	ND		0.26	1.0
Bromomethane	ND		0.69	1.0
Carbon disulfide	ND		0.19	1.0
Carbon tetrachloride	ND		0.27	1.0
Chlorobenzene	ND		0.75	1.0
Chloroethane	ND		0.32	1.0
Chloroform	ND		0.34	1.0
Chloromethane	ND		0.35	1.0
cis-1,2-Dichloroethene	ND		0.81	1.0
cis-1,3-Dichloropropene	ND		0.36	1.0
Cyclohexane	ND		0.18	1.0
Dibromochloromethane	ND		0.32	1.0
Dichlorodifluoromethane	ND		0.68	1.0
Ethylbenzene	ND		0.74	1.0
Isopropylbenzene	ND		0.79	1.0
Methyl acetate	ND		0.50	1.0
Methyl tert-butyl ether	ND		0.16	1.0
Methylcyclohexane	ND		0.16	1.0
Methylene Chloride	ND		0.44	1.0
m-Xylene & p-Xylene	ND		0.66	1.0
o-Xylene	ND		0.76	1.0
Styrene	ND		0.73	1.0
Tetrachloroethene	ND		0.36	1.0
Toluene	ND		0.51	1.0
trans-1,2-Dichloroethene	ND		0.90	1.0
trans-1,3-Dichloropropene	ND		0.37	1.0

Client: ARCADIS U.S. Inc

Job Number: 480-47308-1

Client Sample ID: **TRIP BLANK**

Lab Sample ID: 480-47616-2TB
Client Matrix: Water

Date Sampled: 10/07/2013 0000
Date Received: 10/10/2013 0140

8260C Volatile Organic Compounds by GC/MS

Analysis Method:	8260C	Analysis Batch:	480-145571	Instrument ID:	HP5973C
Prep Method:	5030C	Prep Batch:	N/A	Lab File ID:	C33214.D
Dilution:	1.0			Initial Weight/Volume:	5 mL
Analysis Date:	10/17/2013 1722			Final Weight/Volume:	5 mL
Prep Date:	10/17/2013 1722				

Analyte	Result (ug/L)	Qualifier	MDL	RL
Trichloroethene	ND		0.46	1.0
Trichlorofluoromethane	ND		0.88	1.0
Vinyl chloride	ND		0.90	1.0
Xylenes, Total	ND		0.66	1.0

Surrogate	%Rec	Qualifier	Acceptance Limits
1,2-Dichloroethane-d4 (Surr)	111		66 - 137
4-Bromofluorobenzene (Surr)	102		73 - 120
Toluene-d8 (Surr)	102		71 - 126

Chain of Custody Record

TestAmerica

Client Information	Sampler: D. Zuk	Lab PM: Fox, Candace L	Carrier Tracking No(s):	COC No: 480-40050-9721.1
Client Contact: Jeffrey Bonsteel	Phone: 516-369-2741	E-Mail: candace.fox@testamericainc.com		Page: Page 1 of 3
Company: ARCADIS U.S. Inc				Job #
Address: 55 Route 146 Suite 210	Due Date Requested:			
City: Clifton Park	TAT Requested (days): 2 wk			
State, Zip: NY, 12065				
Phone: 518-452-7826(Tel) 518-452-4398(Fax)	PO #: NJ001016.0001			
Email: jeffrey.bonsteel@arcadis-us.com	WO #:			
Project Name: Lockheed Martin Corporation/Arcadis - LM Event Desc: Locheed	Project #: 48002828			
Site: New York	SSOW#:			

Analysis Requested

Preservation Codes:

A - HCL, B - NaOH, C - Zn Acetate, D - Nitric Acid, E - NaHSO4, F - MeOH, G - Amchlor, H - Ascorbic Acid, I - Ice, J - DI Water, K - EDTA, L - EDA, M - Hexane, N - None, O - AsNaO2, P - Na2O4S, Q - Na2SO3, R - Na2S2SO3, S - H2SO4, T - TSP Dodecahydrate, U - Acetone, V - MCAA, W - ph 4-5, Z - other (specify)

Other:

Sample Identification	Sample Date	Sample Time	Sample Type (C=comp, G=grab)	Matrix (W=water, S=solid, O=waste/oil, BT=Tissue, A=Air)	Field Filtered Sample (Yes or No)	Perform MS/MSD (Yes or No)	8260B - 8260 Volatiles	Total Number of containers	Special Instructions/Note:
			Preservation Code:				A		
MW-1	10/3/13	1515	G	Water		X	X	3	
MW-2		1628	G	Water			X		
MW-3		1725	G	Water			X		
MW-4		1724	G	Water			X		
MW-5	10/2/13	1510	G	Water			X		
MW-10	10/3/13	1355	G	Water			X		
~~MW-13B~~									
MW-14BR	10/4/13	1030	G	Water			X	3	
MW-18	10/4/13	1256	G	Water			X		
MW-19	10/4/13	1437	G	Water			X		
MW-20	10/4/13	1516	G	Water			X		

Possible Hazard Identification

☑ Non-Hazard ☐ Flammable ☐ Skin Irritant ☐ Poison B ☐ Unknown ☐ Radiological

Sample Disposal (A fee may be assessed if samples are retained longer than 1 month)

☐ Return To Client ☐ Disposal By Lab ☐ Archive For _____ Months

Deliverable Requested: I, II, III, IV, Other (specify)

Special Instructions/QC Requirements:

Empty Kit Relinquished by:	Date:	Time:	Method of Shipment

Relinquished by	Date/Time	Company	Received by	Date/Time	Company
D. Zuk	10.4.13, 16:08	ARCADIS	[illegible]	10.4.13, 16:08	SGA
[illegible]	10.4.13 19:00	SGA	[illegible]	10.5.13 0130	TAL
Relinquished by:	Date/Time:	Company	Received by:	Date/Time:	Company

Custody Seals Intact: Δ Yes Δ No

Custody Seal No.:

Cooler Temperature(s) °C and Other Remarks: 2.4 #1

Chain of Custody Record

TestAmerica

Client Information	Sampler: D. Zuk	Lab PM: Fox, Candace L	Carrier Tracking No(s):	COC No.: 480-40050-9721.2
Client Contact: Jeffrey Bonsteel	Phone: 516-369-2741	E-Mail: candace.fox@testamericainc.com		Page: Page 2 of 3
Company: ARCADIS U.S. Inc				Job #
Address: 855 Route 146 Suite 210	Due Date Requested:			
City: Clifton Park	TAT Requested (days): 2 wk			
State, Zip: NY, 12065				
Phone: 518-452-7826(Tel) 518-452-4398(Fax)	PO #: NJ001016.0001			
Email: jeffrey.bonsteel@arcadis-us.com	WO #:			
Project Name: Lockheed Martin Corporation/Arcadis - LM Event Desc: Locheed	Project #: 48002828			
Site: New York	SSOW#:			

Analysis Requested

Preservation Codes:

A - HCL, B - NaOH, C - Zn Acetate, D - Nitric Acid, E - NaHSO4, F - MeOH, G - Amchlor, H - Ascorbic Acid, I - Ice, J - DI Water, K - EDTA, L - EDA, M - Hexane, N - None, O - AsNaO2, P - Na2O4S, Q - Na2SO3, R - Na2S2SO3, S - H2SO4, T - TSP Dodecahydrate, U - Acetone, V - MCAA, W - ph 4-5, Z - other (specify)

Other:

Sample Identification	Sample Date	Sample Time	Sample Type (C=Comp, G=grab)	Matrix (W=water, S=solid, O=waste/oil, BT=Tissue, A=Air)	Field Filtered Sample (Yes or No)	Perform MS/MSD (Yes or No)	8260B - 8260 Volatiles	Total Number of containers	Special Instructions/Note:
			Preservation Code:				A		
MW-21	10/4/13	1555	G	Water			X	3	
PZ-5	10/2/13	1605	G	Water			X		
PZ-6		1640	G	Water			X		
PZ-7		1705	G	Water			X		
[redacted]									
PZ-11R	10/4/13	1050	G	Water			X		
PZ-13R	10/3/13	1220	G	Water			X		
PZ-18	10/4/13	1105	G	Water			X	2	
PZ-26				Water					
A1-PZ-2	10/4/13	1350	G	Water			X	3	
A2-PZ-1	10/4/13	1221	G	Water			X		

Possible Hazard Identification: ☑ Non-Hazard ☐ Flammable ☐ Skin Irritant ☐ Poison B ☐ Unknown ☐ Radiological

Sample Disposal (A fee may be assessed if samples are retained longer than 1 month): ☐ Return To Client ☐ Disposal By Lab ☐ Archive For ____ Months

Deliverable Requested: I, II, III, IV, Other (specify)

Special Instructions/QC Requirements:

Empty Kit Relinquished by: | Date: | Time: | Method of Shipment

Relinquished by	Date/Time	Company	Received by	Date/Time	Company
D. Zuk	10-4-13, 16:08	ARCADIS	R. English	10-4-13 16:08	Syn
RE	10-4-13, 1900	Syn	[illegible]	10-5-13 0830	TAL

Custody Seals Intact: Δ Yes Δ No | Custody Seal No.:

Cooler Temperature(s) °C and Other Remarks: 2.4 #1

11/13/2013

Chain of Custody Record

TestAmerica

Client Information	Sampler: D. Zuk	Lab PM: Fox, Candace L	Carrier Tracking No(s):	COC No: 480-40050-9721.3
Client Contact: Jeffrey Bonsteel	Phone: 516-369-2741	E-Mail: candace.fox@testamericainc.com		Page: Page 3 of 3
Company: ARCADIS U.S. Inc				Job #:
Address: 855 Route 146 Suite 210	Due Date Requested:			
City: Clifton Park	TAT Requested (days): 2 wk			
State, Zip: NY, 12065				
Phone: 518-452-7826(Tel) 518-452-4398(Fax)	PO #: NJ001016.0001			
Email: jeffrey.bonsteel@arcadis-us.com	WO #:			
Project Name: Lockheed Martin Corporation/Arcadis - LM Event Desc: Locheed	Project #: 48002828			
Site: New York	SSOW#:			

Analysis Requested

Preservation Codes:
A - HCL, B - NaOH, C - Zn Acetate, D - Nitric Acid, E - NaHSO4, F - MeOH, G - Amchlor, H - Ascorbic Acid, I - Ice, J - DI Water, K - EDTA, L - EDA
M - Hexane, N - None, O - AsNaO2, P - Na2O4S, Q - Na2SO3, R - Na2S2SO3, S - H2SO4, T - TSP Dodecahydrate, U - Acetone, V - MCAA, W - ph 4-5, Z - other (specify)
Other:

Sample Identification	Sample Date	Sample Time	Sample Type (C=comp, G=grab)	Matrix (W=water, S=solid, O=waste/oil, BT=Tissue, A=Air)	Field Filtered Sample (Yes or No)	Perform MS/MSD (Yes or No)	8260B - 8260 Volatiles	Total Number of containers	Special Instructions/Note:
			Preservation Code:				A		
A2-PZ-2	10/4/13	1155	G	Water			X	3	
TB	10/4/13	—	G	Water			X	2	(1)
Dup-100313	10/3/13	—	G	Water			X	3	
Dup-2-100313	10/3/13	—	G	Water			X	3	
				Water					

Possible Hazard Identification: ☑ Non-Hazard ☐ Flammable ☐ Skin Irritant ☐ Poison B ☐ Unknown ☐ Radiological

Sample Disposal (A fee may be assessed if samples are retained longer than 1 month): ☐ Return To Client ☐ Disposal By Lab ☐ Archive For ____ Months

Deliverable Requested: I, II, III, IV, Other (specify)

Special Instructions/QC Requirements:

Empty Kit Relinquished by: | Date: | Time: | Method of Shipment:

Relinquished by	Date/Time	Company	Received by	Date/Time	Company
V. Zuk	10.4.13, 14:08	ARCADIS	[illegible]	10.4.13, 16:08	Syn
[illegible]	10.4.13, 1900	SJ	[illegible]	10.5.13 0130	TL

Custody Seals Intact: Δ Yes Δ No | Custody Seal No.: | Cooler Temperature(s) °C and Other Remarks: 2.4-1