ARCADIS
Infrastructure · Water · Environment · Buildings

ARCADIS of New York, Inc.
855 Route 146
Suite 210
Clifton Park
New York 12065
Tel 518.250.7300
Fax 518.250.7301

Transmittal Letter

To:
Ruth Curley
NYSDEC
625 Broadway, 12th Floor
Albany, NY 12233

Copies:
Charles Trione, Lockheed Martin
James Zigmont, CDM
Peter Milionis, ARCADIS
Greg Rys, NYSDOH
Dale Truskett, Lockheed Martin
Kay Armstrong, Armstrong & Assoc.
Mary Morningstar, Lockheed Martin
Richard Zigenfus, ConMed
Glenda Smith, Lockheed Martin
File

From:
Lisa Collins

Date:
May 10, 2012

Subject:
Annual Vapor Intrusion Study Report

ARCADIS Project No.:
NJ001050.0001

We are sending you:

☒ **Attached** ☐ **Under Separate Cover Via _____ the Following Items:**

☐ Shop Drawings ☐ Plans ☐ Specifications ☐ Change Order
☐ Prints ☐ Samples ☐ Copy of Letter ☒ Reports
☒ Other: CDs

Copies	Date	Description	Action*
1	5/10/13	Annual Vapor Intrusion Study Report for the Solvent Dock Area, Former Lockheed Martin French Road Facility, Utica, New York	AS

Action*

☐ A Approved ☐ CR Correct and Resubmit ☐ Resubmit _____ Copies
☐ AN Approved As Noted ☐ F File ☐ Return _____ Copies
☒ AS As Requested ☐ FA For Approval ☐ Review and Comment
☐ Other:

Mailing Method

☐ U.S. Postal Service 1st Class ☐ Courier/Hand Delivery ☐ FedEx Priority Overnight ☐ FedEx 2-Day Delivery
☐ Certified/Registered Mail ☐ United Parcel Service (UPS) ☒ FedEx Standard Overnight ☐ FedEx Economy
☐ Other:

Comments: A CD was sent to Ruth Curley, Charles Trione, Dale Truskett, Kay Armstrong, Mary Morningstar, and Glenda Smith.

Imagine the result

Annual Vapor Intrusion Study Report for the Solvent Dock Area

Former Lockheed Martin French Road Facility
Utica, New York

May 2013

ARCADIS

Mitch Wacksman
Project Toxicologist

Nadine Weinberg
Principal Scientist

Jeffrey Bonsteel
Project Manager

Annual Vapor Intrusion Study Report for the Solvent Dock Area

Former Lockheed Martin
French Road Facility
Utica, New York

Prepared for:
Lockheed Martin Corporation

Prepared by:
ARCADIS
10 Friends Lane
Suite 200
Newtown
Pennsylvania 18940
Tel 267.685.1800
Fax 267.685.1801

Our reference:
NJ001050.0001

Date:
May 2013

Acronyms and Abbreviations iii

1. Introduction **1**

2. Previous Vapor intrusion Sampling **1**

3. Interim Corrective Measure: Sub-Slab Depressurization System **3**

4. Sampling Approach **4**

4.1 Introduction 4

4.2 Sub-Slab Soil Gas Sampling 4

4.3 Indoor Sampling 5

5. Results and Findings **6**

5.1 Introduction 6

5.2 Data Evaluation Using NYSDOH Matrices 7

5.3 Comparison with Historical Data 8

6. Summary and Conclusions **9**

7. References **11**

Tables

Table 1 Concentrations of Volatile Organic Compounds in Sub-Slab Soil Gas Collected in January 2013 from the Main Building

Table 2 Concentrations of Volatile Organic Compounds in Indoor Air Collected in January 2013 from the Main Building

Table 3 Summary of Constituents Detected in Sub-Slab Soil Gas and Indoor Air Collected from Main Building

Table 4 Concentrations of Volatile Organic Compounds in Sub-Slab Soil Gas Collected from the Former Guard House

Table 5 Concentrations of Volatile Organic Compounds in Indoor Air Collected from the Former Guard House

Table 6 Matrix Evaluation of VI Data January 2013

Table 7 Comparison of 2009, 2010, 2011, 2012, and 2013 Actions Using NYSDOH Matrices

Figures

Figure 1 Site Location Map

Figure 2 Site Plan and System Layout

Figure 3 January 2013 Sub-Slab/Indoor Air Sample Locations and Analytical Results

Appendices

A Historical Data Summary

B Sub-Slab Soil Gas and Indoor Air Sampling Logs

C Analytical Laboratory Results

D Data Usability Summary Report

E Chemical Inventory

ASP	Analytical Services Protocol
cis-1,2-DCE	cis-1,2-dichloroethene
ICM	interim corrective measure
NYS	New York State
NYSDEC	New York State Department of Environmental Conservation
NYSDOH	New York State Department of Health
PCE	tetrachloroethene
QA/QC	quality assurance/quality control
RSL	regional screening levels
SDS	sub-slab depressurization sump
SSDS	sub-slab depressurization system
TCE	trichloroethene
VI	vapor intrusion
VMP	vapor monitoring point
VOC	volatile organic compound
VPGAC	vapor phase granular activated carbon

1. Introduction

On behalf of Lockheed Martin Corporation (Lockheed Martin), ARCADIS has prepared this *Annual Vapor Intrusion Study Report for the Solvent Dock Area* (VI report) to present the results of a January 23-24, 2013 sub-slab soil gas and indoor air sampling event at the former Lockheed Martin French Road Facility in Utica, New York (site; see Figure 1). A sub-slab depressurization system (SSDS) has been in operation in selected areas since July 2008 as an interim corrective measure (ICM). The goal of the SSDS is to prevent elevated chlorinated volatile organic compound (VOC) vapors detected below the concrete slab of the northeast corner of the main ConMed Corporation (ConMed) manufacturing building from entering indoor air. This is accomplished by creating a negative pressure under the slab to reduce the potential of VOC vapors migrating to indoor air. The ICM was implemented as proposed in the *Draft Revised Work Plan for the Interim Corrective Measure* (ARCADIS 2008a).

The sample results included in this report are being used to evaluate current soil gas and indoor air quality. Specifically, this VI report presents the sampling methodology, sampling results, and an evaluation of the results of sampling at the ConMed facility after the continued operation of the ICM. Previous vapor intrusion sampling at the site is summarized in the following section.

2. Previous Vapor intrusion Sampling

A summary of data collected during previous investigations is included as Appendix A; including a table listing the analytical results for all samples and a figure showing the sampling locations. Beginning in February 2006, sub-slab soil gas and indoor air samples were collected at multiple locations inside the ConMed building and above the area of known groundwater contamination. Analytical results from this sampling event indicated the presence of elevated VOCs including tetrachloroethene (PCE) and trichloroethene (TCE) in the soil gas beneath the ConMed building, as presented in the *Vapor Intrusion Study Report* (Earth Tech 2006). At that time, the source of several VOCs observed in indoor air samples could not be determined due to the use of materials containing VOCs inside the building. This chemical use was documented in a chemical inventory prepared by EarthTech based on its observations inside the building. The locations where elevated VOCs in the sub surface soil gas were detected did not correlate with locations where indoor air concentrations were observed. Although a correlation could not be established, concentrations of VOCs in sub-slab soil gas samples were greater than New York State Department of Health (NYSDOH) guidance levels that require mitigation measures to be implemented (in accordance

with NYSDOH's then-current *Public Comment Draft, Guidance for Evaluating Soil Vapor Intrusion in the State of New York, February 2005*).

In April 2007, ARCADIS collected co-located sub-slab soil gas and indoor air samples in the eastern portion of the building. Based on these results, ARCADIS (2007) recommended re-sampling sub-slab soil gas at two locations (sample locations SS-1 and SS-2, which are indicated on Figure A-1 of the attached Appendix A), and installing a SSDS.

On October 2, 2007, ARCADIS sampled sub-slab soil gas at the two locations (SS-1 and SS-2; data for which are included within the historical data summary of Appendix A). This sampling was conducted to confirm the results of previous sub-slab soil gas sampling. On November 14–15, 2007, additional sub-slab soil gas and indoor air sampling was conducted at the ConMed facility to:

- Confirm previous results;
- Better understand sub-slab soil gas and indoor air quality; and
- Further define areas in the building that should be mitigated as part of the planned ICM for the ConMed facility.

Results of this study were submitted to NYSDEC in the *Addendum to the Vapor Intrusion Study Report for the Solvent Dock Area* (ARCADIS 2008b). The study results identified elevated TCE in sub-slab soil gas and indoor air at concentrations that could warrant mitigation along the eastern/northeastern side of the ConMed facility, in accordance with *Guidance for Evaluating Soil Vapor Intrusion in the State of New York, October 2006* (VI guidance; NYSDOH 2006).

In August 2009, 14 paired sub-slab soil gas and indoor air post- vapor mitigation samples were collected to evaluate the soil gas and indoor air quality. The SSDS was operational during the sampling period. The results of this sampling event were submitted to NYSDEC in the *Annual Post-Mitigation Vapor Intrusion Study Report for the Solvent Dock Area* (ARCADIS 2010a). The sampling confirmed that the SSDS was mitigating sub-slab soil gas concentrations of site-related VOCs, but also confirmed the need for additional mitigation at one sampling location (location VMP-3A, as indicated on the historical tables and figure included as Appendix A). This area was targeted for application of additional vacuum as part of the upgraded SSDS design and installation.

In January 2010, sub-slab soil gas and indoor air were sampled at 12 locations at the ConMed facility to evaluate soil gas and indoor air quality. Results of this sampling event indicated that, except for an area associated with SDS-3 (Figure 2), sub-slab soil gas concentrations of site-related VOCs (including TCE and tetrachloroethene (PCE)) were reduced relative to the previous sampling round (ARCADIS 2010b). Similar conclusions were derived from sampling conducted during January 2011 and January 2012 (ARCADIS 2011, 2012).

Location VMP-7A was designated as requiring mitigation based on results from the January 2011 sampling event. Results from the January 2012 sampling indicated that this location had been reduced to a monitoring designation under NYSDOH guidance. Location VMP-7A continues to be monitored on an annual basis, and is the subject of additional mitigation efforts (as described in the following section).

3. Interim Corrective Measure: Sub-Slab Depressurization System

A vapor mitigation system (i.e., the SSDS) began operating in July 2008. The primary objective of the SSDS is to maintain a negative pressure (i.e., a vacuum) below the building slab relative to the air pressure in the building above the slab, thereby reducing the potential migration (intrusion) of vapors into the building. In order to achieve an effective pressure differential across the concrete slab, soil gas is extracted from the subsurface and conveyed through carbon treatment to the atmosphere outside the building. This minimizes the potential migration of VOCs from sub-slab soil gas to indoor air.

The original SSDS included three sub-slab depressurization sumps (SDSs), a regenerative vacuum blower, effluent air treatment via vapor phase granular activated carbon (VPGAC), and associated piping. The system layout is included on Figure 2.

Operation, maintenance and monitoring (OM&M) activities of the SSDS during 2009 indicated that the ICM SSDS was not meeting operational goals (specifically in the area north of SDS-1 and west of SDS-3), thereby requiring system expansion and modification. In September 2010, SSDS upgrade activities (which included the installation of four additional depressurization sump locations, as well as upgrades to other major components of the system) were initiated. The purpose of these upgrades was to expand capture of sub-slab gas from areas of the site not being mitigated by the system. System upgrades were completed in April 2011. The enhanced system, when operating under designed conditions, consists of seven SDSs (SDS-1 through SDS-7) operating under vacuum below the building slab. Based on data collected during the

2012 calendar year, the enhanced SSDS is largely meeting performance goals, with the exception of the area of vapor monitoring point VMP-7A (near extraction sump SDS-7, Figure 2). Vacuum monitoring in the vicinity of VMP-7A was performed during the fourth quarter of 2012. A follow-on pilot test is scheduled for 2013. Based on results of the pilot test, design and installation of an expanded system in the vicinity of VMP-7A will be completed in 2014.

4. Sampling Approach

4.1 Introduction

To evaluate the current quality of sub-slab soil gas and indoor air, 16 paired sub-slab soil gas and indoor air samples, as well as one duplicate sub-slab soil gas sample and one duplicate indoor air sample, were collected in January 2013. The SSDS operated under normal conditions during sampling. Sampling methods used for the co-located sub-slab soil gas samples and indoor air samples are discussed below. Sampling locations are shown on Figure 2. Sampling logs are provided in Appendix B.

4.2 Sub-Slab Soil Gas Sampling

ARCADIS collected samples from 15 permanent points (Vacuum Monitoring Points VMP-1B, VMP-2B, VMP-2C, VMP-3A, VMP-3B, VMP-3D, VMP-3E, VMP-4, VMP-5A, VMP-5B, VMP-6, VMP-6A, VMP-6B, VMP-7, and VMP-7A) previously installed to monitor the pressure differential under the slab. Each of these locations had been previously monitored as part of the annual vapor intrusion sampling program with the exception of location VMP-6B, which was added to the program to further evaluate sub-slab vapor concentrations at that location. At each of these points, new Teflon® tubing was attached between the sampling port and the SUMMA® canister using a Swagelok® fitting.

A sub-slab sample was also collected from a temporary monitoring point installed in the former guard house (VMP-GS-1); this location is shown on Figure 2. The then vacant former guard house had initially been sampled for soil vapor and indoor air as part of the *Corrective Measures Study Report* (ARCADIS 2009) to evaluate the potential of the off-site migration of soil gas from the Solvent Dock Area. The former guard house was reoccupied in 2010 to serve as ConMed's quality control department. As such, the building was considered occupied space that housed 6 to 8 employees on a regular basis during the work week. Results from the 2010 sub-slab soil vapor sampling at the former guard house indicated that a soil vapor to indoor air pathway did not exist. PCE

was detected in the sub-slab and indoor air samples at similar concentrations. Concentrations of cis-1,2-dichloroethene (cis-1,2-DCE) and TCE were detected in the indoor air sample(attributable to background sources), whilecis-1,2-DCE was not detected and TCE was detected at a lower concentration in the sub-slab sample . At the suggestion of NYSDOH, it was agreed to resample the former guard house to evaluate current conditions in that building, since it had been 3 years since the last sample was collected in that area, and to evaluate if results would support the elimination of future VI investigations at the former guard house, independent of its use. Currently, the building is used as the “packaging test lab,” and houses 2-3 employees per business day between 8 am and 5 pm.

All 16 samples were collected in 1-liter SUMMA® canisters pre-set by the laboratory to draw soil gas at a flow rate of no more than approximately 2.1-milliliters per minute. Samples were collected over an approximately 8-hour sampling period, although as indicated in the sample logs (Appendix B) some samples were collected quicker than the planned 8-hour period. The valve on the SUMMA® canister was closed when approximately 5-inches of mercury vacuum were left in the canister, leaving a vacuum in the canister as a means for the laboratory to verify that the canister did not leak during transit. The gauge on sample SS-VMP-3D appeared to go to zero in the field, but when analyzed in the laboratory there was still a vacuum in the canister (Appendix C). Samples were submitted to Centek Laboratories (Centek) in Syracuse, New York for laboratory analysis in accordance with United States Environmental Protection Agency Compendium Method TO-15. Laboratory results of sub-slab and indoor air sample analyses are provided in Appendix C.

4.3 Indoor Sampling

Indoor air samples were collected in accordance with the methods described in the *Vapor Intrusion Work Plan – Revised* (Lockheed Martin 2005) and the VI guidance (NYSDOH 2006), and as described above for sub-slab samples. The indoor air sample canisters were exposed to room air at an elevation approximately three to five feet above the floor over the same time frame as collection of the sub-slab soil gas samples at each VMP location.

5. Results and Findings

5.1 Introduction

This section presents the results of the January 2013 sub-slab soil gas and indoor air sampling event. This evaluation focuses on comparing the paired sample results to the matrices presented in the VI guidance (NYSDOH 2006). As part of the January 2013 sampling event, ARCADIS conducted a site reconnaissance for chemical inventory purposes and also consulted with ConMed regarding facility operations.

Sub-slab soil gas results for samples collected in the main building are presented in Table 1; indoor air results are presented in Table 2. Table 3 summarizes the data, including the frequency of detection for samples collected from the main building (excluding the sample from the former guard house) and minimum- and maximum-detected concentrations for each constituent. Current and historical sub-slab soil gas sample results from the former guard house are presented in Table 4 and indoor air results are presented in Table 5. Figure 3 presents the analytical results for PCE and TCE in both sub-slab soil gas and indoor air samples.

Complete analytical results from the January 2013 sampling event are provided in Appendix C. Data packages were provided by the laboratory and prepared as New York State (NYS) “Analytical Services Protocol” (ASP) “Category B” deliverables. A *Data Usability Summary Report* (included as Appendix D) was completed in accordance with NYSDEC DER-10 (*Technical Guidance for Site Investigation and Remediation* (May 2010)).

The project data validator reviewed the usability of the analytical data, including determining if the data were accurate, precise, representative, complete, and comparable. Valid data are data for which all quality assurance/quality control (QA/QC) review criteria have been met and are acceptable. Data were characterized as usable where QA/QC parameters were marginally outside acceptable limits (e.g., sample holding times were slightly exceeded), such that the data may be questionable, but still usable within limitation. Unusable or rejected data are data observed to have gross errors or analytical interference that would render the data invalid for any purpose. Data qualifiers resulting from the data quality review are included in summary data tables of this report. As a result of the review, results for selected analytes (1,2,4-trichlorobenzene, 1,4-dioxane, hexachlorobutadiene, 2-hexanone, and 4-methyl-2-pentanone) were rejected in a total of 21 samples based on low laboratory control sample recoveries. These constituents have not been identified as constituents of

concern based on historical indoor air and sub-slab sampling results. In response to these laboratory issues, ARCADIS is coordinating with a different analytical laboratory to complete analysis of future indoor air and sub-slab samples in an attempt to improve future quality control results.

Sub-slab soil gas and indoor air data from the January 2013 sampling event were evaluated as follows:

1. Sub-slab soil gas and indoor air data evaluated using the matrices provided in the VI guidance (NYSDOH 2006).
2. Results from the 2013 sampling event compared to results from co-located samples collected in August 2009, January 2010, January 2011, and January 2012, where available.

This evaluation is described in the following sections.

5.2 Data Evaluation Using NYSDOH Matrices

Sub-slab soil gas and indoor air results are compared to the matrices presented in the VI guidance (NYSDOH 2006). Indoor air data were considered in conjunction with the sub-slab soil gas data.

Matrix 1 applies to carbon tetrachloride, TCE, and vinyl chloride. Matrix 2 applies to 1,1-dichloroethene, cis-1,2-dichloroethene, PCE, and 1,1,1-trichloroethane. Table 6 compares the indoor air and sub-slab soil gas results to the matrix-recommended action. The matrices allow for five different options or actions:

- No further action;
- Take reasonable and practical actions to identify source(s) and reduce exposures (i.e., concentration is likely associated with indoor and/or outdoor sources(background));
- Monitor;
- Monitor/mitigate; and
- Mitigate.

As presented in Table 6, 16 sub-slab soil gas samples (plus one duplicate sample) and 16 indoor air samples (plus one duplicate sample) were collected from 16 locations as

part of the January 2013 sampling. Sub-slab soil gas and indoor air results were used together to generate recommended actions based on the NYSDOH decision matrices.

One location (VMP-7A) is assigned a monitoring designation under NYSDOH guidance due to concentrations of TCE in sub-slab soil gas and indoor air. This location was designated as a location requiring mitigation in previous sampling rounds. Vacuum monitoring data, including data collected in 2012, indicate this location is not consistently under the influence of the nearest existing SSDS extraction point (SDS-7). This location will continue to be monitored during 2013 as part of routine OM&M activities. In addition, a work plan to conduct a pilot test designed to evaluate the placement of one or more additional SDS locations in this area in order to meet performance requirements was submitted to the NYSDEC on March 14, 2013. Performance of the pilot test is planned for 2013, with additional design and installation of SSDS improvements being completed in 2014.

At the remaining 15 paired sample locations, NYSDOH matrices indicate (depending on the compound) that either no further vapor intrusion action is necessary or that reasonable and practical actions should be implemented to identify background sources(s) and reduce exposures.

As part of the 2013 sampling event, ARCADIS completed a chemical inventory (Appendix E) in accordance with the NYSDOH VI guidance (NYSDOH 2006). In connection with the preparation of the chemical inventory, ConMed also provided for Lockheed Martin's review a recent list of chemicals that it uses in its operations. This list is unchanged from that presented as part of the 2012 sampling event. The chemicals of concern identified in indoor air and sub-slab soil gas, notably PCE and TCE, are not included on the list provided by ConMed, as ConMed has implemented a ban on products containing these chemicals. No products containing PCE or TCE were noted during the chemical inventory performed by ARCADIS in 2013. Several other constituents detected in indoor air (such as acetone, ethylbenzene, heptane, hexane, isopropyl alcohol, toluene, and xylenes) are used by ConMed in its various operations in specific locations within the facility and were identified during the chemical inventory.

5.3 Comparison with Historical Data

Matrix results for 2009, 2010, 2011, 2012, and 2013 sub-slab soil gas and indoor air sampling data are compared per sampling location in Table 7. Overall, matrix results remained generally constant or decreased from 2009 to 2012 (Table 7).

Results of the 2013 sampling event indicate that, in regard to TCE and PCE levels, most locations either decreased or remained approximately the same (as compared to 2012 concentrations). Location VMP-6A showed a decrease in sub-slab PCE and TCE soil gas concentrations from 2012 to 2013, causing the matrix result for TCE to change from monitor/mitigate to background. At location VMP-6A, PCE decreased from 8.7 µg/m^3 to 0.97J µg/m^3 (an estimated result) and TCE decreased from 51 µg/m^3 to 1.2 µg/m^3. This location will continue to be evaluated based on future sampling and analytical results. Other minor changes in concentration were noted, but none of these affected the matrix results from 2012 to 2013.

The former guard house was sampled previously in 2010. This location was sampled again in 2013 to evaluate current conditions at that building. TCE was detected in 2010 indoor air within the former guard house at 9.9 µg/m^3, but only at 0.87 µg/m^3 in sub-slab soil gas; as such the NYSDOH data matrix indicated a background source is likely associated with the concentrations. Since the 2010 sampling event, concentrations of TCE have decreased in indoor air from 9.9 µg/m^3 to 0.55 µg/m^3 (similar concentration to the 2010 sub-slab concentrations). Based on the analytical results the matrix still indicates the concentration is likely associated with a background source, although no background source has been identified. Matrix results for other constituents remain consistent from 2010 to 2013 (Table 7).

6. Summary and Conclusions

Sub-slab soil gas and indoor air were sampled at 16 locations at the ConMed facility in January 2013 to evaluate soil gas and soil gas intrusion. Results of this sampling event indicate that one location (VMP-7A) is assigned a monitor designation under the VI guidance due to concentrations of TCE in sub-slab soil gas and indoor air. At the remaining 15 paired sample locations, NYSDOH matrices indicate that (depending on the compound) either no further vapor intrusion action is necessary or that reasonable and practical actions should be implemented to identify sources(s) and reduce exposures. As part of future sampling events, Lockheed Martin will add an outdoor air sample to the program to assist in defining potential exterior sources to concentrations noted in historical indoor air samples.

Based on the data collected as part of the annual sampling event and performance data from the SSDS, the SSDS is effective at maintaining a negative pressure beneath the building slab and mitigating the potential migration of sub-slab soil gas to indoor air within the area of influence of the SSDS, with the exception of the area of VMP-7A.

This location will continue to be evaluated and addressed through activities scheduled in 2013 and 2014.

Based on comparison with NYSDOH matrices, data collected from the former guard house (IA-VMP-GS1 and SS-VMP-GS1) indicate that there is not currently a vapor intrusion issue in that building. During the 2013 sampling event PCE was not detected in sub-slab soil gas or indoor air collected from this space. Although TCE was detected in sub-slab soil gas during the 2010 sampling event, during the 2013 sampling event it was not detected in sub-slab soil gas but was detected in indoor air. Based on the lack of detections of TCE in sub-slab soil gas collected from the former guard house, concentrations detected in indoor air at the former guard house are likely due to indoor and/or outdoor sources rather than soil vapor intrusion. As such, no further sampling by Lockheed Martin in regards to the former guard house is recommended.

7. References

ARCADIS. 2007. *Vapor Intrusion Study Report for the Solvent Dock Area, Former Lockheed Martin French Road Facility, Utica, New York*. August 10.

ARCADIS. 2008a. *Draft Revised Work Plan for the Interim Corrective Measure, Solvent Dock Area, Former Lockheed Martin French Road Facility, Utica, New York*. April 30.

ARCADIS. 2008b. *Addendum to the Vapor Intrusion Study Report for the Solvent Dock Area, Former Lockheed Martin French Road Facility, Utica, New York*. February 29.

ARCADIS. 2009. *Corrective Measures Study Report, Solvent Dock Area, Former Lockheed Martin French Road Facility, Utica, New York.* March 16.

ARCADIS. 2010a. *Annual Post-Mitigation Vapor Intrusion Study Report for the Solvent Dock Area, Former Lockheed Martin French Road Facility, Utica, New York. January.*

ARCADIS. 2010b. *Annual Vapor Intrusion Study Report for the Solvent Dock Area, Former Lockheed Martin French Road Facility, Utica, New York. March.*

ARCADIS. 2011. *Annual Vapor Intrusion Study Report for the Solvent Dock Area, Former Lockheed Martin French Road Facility, Utica, New York. April, revised July.*

ARCADIS. 2012. *Annual Vapor Intrusion Study Report for the Solvent Dock Area, Former Lockheed Martin French Road Facility, Utica, New York.* May 31.

EarthTech. 2006. Letter to Tina Armstrong, Lockheed Martin Corporation, from Caroline Benedict, Earth Tech, Inc. “RE: Vapor intrusion Study, ConMed Facility, French Road, Utica, New York.” April 17.

Lockheed Martin. 2005. Letter to Mr. Larry Rosenmann, New York State Department of Environmental Conservation, from Tina Armstrong, Lockheed Martin Corporation. “RE: Vapor intrusion Work Plan— Revised, ConMed Facility, 525 French Road, Utica, New York.” June 29.

New York State Department of Environmental Conservation. *DER-10/Technical Guidance for Site Investigation and Remediation*. May 3, 2010.

New York State Department of Health. 2005. *Public Comment Draft, Guidance for Evaluating Soil Vapor Intrusion in the State of New York*, February 2005.

New York State Department of Health. 2006. *Final— Guidance for Evaluating Soil Vapor Intrusion in the State of New York*. New York State Department of Health, Center for Environmental Health, Bureau of Environmental Exposure Investigation. October.

Tables

ARCADIS

Table 1. Concentrations of Volatile Organic Compounds in Sub-Slab Soil Gas Collected in January 2013 from the Main Building

Location ID: Date Collected: Area:	Units	SS-VMP-1B 01/24/13 Between Kitting & Molding Storage DOC	SS-VMP-2B 01/24/13 Adjacent to Leadwire Assembly - South	SS-VMP-2C 01/24/13 Adjacent to Cable Assembly	SS-VMP-3A 01/23/13 CET Warehouse	SS-VMP-3B 01/24/13 Near Southeast Side of CET Packaging Area
1,1,1-Trichloroethane	µg/m^3	0.83 U	0.83 U	0.83 U	0.83 U	0.83 U
1,1,2,2-Tetrachloroethane	µg/m^3	1.0 U	1.0 U	1.0 U	1.0 U	1.0 U
1,1,2-trichloro-1,2,2-trifluoroethane	µg/m^3	**1.2**	1.2 U	1.2 U	**1.0 J**	**1.1 J**
1,1,2-Trichloroethane	µg/m^3	0.83 U	0.83 U	0.83 U	0.83 U	0.83 U
1,1-Dichloroethane	µg/m^3	0.62 U	0.62 U	0.62 U	0.62 U	0.62 U
1,1-Dichloroethene	µg/m^3	0.60 U	0.60 U	0.60 U	0.60 U	0.60 U
1,2,4-Trichlorobenzene	µg/m^3	1.1 U	1.1 U	1.1 U	R	1.1 U
1,2,4-Trimethylbenzene	µg/m^3	**1.1**	**0.55 J**	**1.0 J**	**2.9**	**1.8**
1,2-Dibromoethane	µg/m^3	1.2 U	1.2 U	1.2 U	1.2 U	1.2 U
1,2-Dichloro-1,1,2,2-tetrafluoroethane	µg/m^3	1.1 U	1.1 U	1.1 U	1.1 U	1.1 U
1,2-Dichlorobenzene	µg/m^3	0.92 U	0.92 U	0.92 U	0.92 U	0.92 U
1,2-Dichloroethane	µg/m^3	0.62 U	0.62 U	0.62 U	0.62 U	0.62 U
1,2-Dichloropropane	µg/m^3	0.70 U	0.70 U	0.70 U	0.70 U	0.70 U
1,3,5-Trimethylbenzene	µg/m^3	0.75 U	0.75 U	**0.50 J**	**0.95 J**	**0.65 J**
1,3-Butadiene	µg/m^3	0.34 U	0.34 U	0.34 U	0.34 UJ	0.34 U
1,3-Dichlorobenzene	µg/m^3	0.92 U	0.92 U	0.92 U	0.92 U	0.92 U
1,4-Dichlorobenzene	µg/m^3	0.92 U	0.92 U	0.92 U	0.92 U	0.92 U
1,4-Dioxane	µg/m^3	1.1 UJ	1.1 UJ	1.1 UJ	R	1.1 UJ
2,2,4-Trimethylpentane	µg/m^3	0.71 U	0.71 U	0.71 U	0.71 U	0.71 U
2-Butanone	µg/m^3	**0.84 J**	**1.0 J**	**1.8 J**	**2.5 J**	**1.0 J**
2-Hexanone	µg/m^3	1.2 U	1.2 U	1.2 U	R	1.2 U
3-Chloropropene	µg/m^3	0.48 U	0.48 U	0.48 U	0.48 U	0.48 U
4-Ethyltoluene	µg/m^3	0.75 U	0.75 U	0.75 U	**0.85**	0.75 U
4-Methyl-2-pentanone	µg/m^3	1.2 U	1.2 U	1.2 U	R	1.2 U
Acetone	µg/m^3	**17 D**	**19 D**	**18 D**	**29 D**	**17 D**
Benzene	µg/m^3	**1.3**	**1.1**	**0.84**	**1.3**	**1.7**
Benzyl Chloride	µg/m^3	0.88 U	0.88 U	0.88 U	0.88 U	0.88 U
Bromodichloromethane	µg/m^3	1.0 U	1.0 U	1.0 U	1.0 U	1.0 U
Bromoform	µg/m^3	1.6 U	1.6 U	1.6 U	1.6 U	1.6 U
Bromomethane	µg/m^3	0.59 U	0.59 U	0.59 U	0.59 U	0.59 U
Carbon Disulfide	µg/m^3	0.47 U	0.47 U	0.47 U	0.47 U	0.47 U
Carbon Tetrachloride	µg/m^3	**0.70 J**	**0.70**	**0.64 J**	**0.70 J**	**0.77 J**
Chlorobenzene	µg/m^3	0.70 U	0.70 U	0.70 U	0.70 U	0.70 U
Chloroethane	µg/m^3	0.40 U	0.40 U	0.40 U	0.40 U	0.40 U
Chloroform	µg/m^3	0.74 U	0.74 U	0.74 U	0.74 U	0.74 U
Chloromethane	µg/m^3	**1.2**	**1.2**	**1.1**	**1.4 J**	**1.3**
cis-1,2-Dichloroethene	µg/m^3	0.60 U	0.60 U	0.60 U	0.60 U	0.60 U
cis-1,3-Dichloropropene	µg/m^3	0.69 U	0.69 U	0.69 U	0.69 U	0.69 U
Cyclohexane	µg/m^3	0.52 U	0.52 U	0.52 U	0.52 U	0.52 U
Dibromochloromethane	µg/m^3	1.3 U	1.3 U	1.3 U	1.3 U	1.3 U
Dichlorodifluoromethane	µg/m^3	**2.7**	**3.0**	**2.8**	**3.2**	**2.8**
Ethyl acetate	µg/m^3	0.92 U	**0.44 J**	0.92 U	**1.8 J**	**0.40 J**
Ethylbenzene	µg/m^3	**0.79**	**0.49 J**	**0.66 J**	**1.6**	**0.88**
Heptane	µg/m^3	**0.58 J**	**0.79**	**0.87**	**5.2**	**1.0**
Hexachlorobutadiene	µg/m^3	1.6 U	1.6 U	1.6 U	R	1.6 U
Isopropyl alcohol	µg/m^3	**190 DJ**	**270 DJ**	**310 DJ**	**790 D**	**250 DJ**
m&p-Xylene	µg/m^3	**1.6**	**0.88 J**	**1.6 J**	**5.9**	**2.3**
Methyl tert-butyl ether	µg/m^3	0.55 U	0.55 U	0.55 U	0.55 U	0.55 U
Methylene Chloride	µg/m^3	**42 D**	**32 D**	**30 D**	**3,300 D**	**190 D**
n-Hexane	µg/m^3	0.54 UJ	0.54 UJ	0.54 UJ	**5.1 J**	**0.57 J**
o-Xylene	µg/m^3	**0.57 J**	0.66 U	**0.66 J**	**1.9**	**0.75**
Propylene	µg/m^3	0.26 U	0.26 U	0.26 U	0.26 U	0.26 U
Styrene	µg/m^3	**2.6**	**1.9**	**1.8 J**	**0.61 J**	**1.4**

ARCADIS

Table 1. Concentrations of Volatile Organic Compounds in Sub-Slab Soil Gas Collected in January 2013 from the Main Building

Location ID: Date Collected: Area:	Units	SS-VMP-1B 01/24/13 Between Kitting & Molding Storage DOC	SS-VMP-2B 01/24/13 Adjacent to Leadwire Assembly - South	SS-VMP-2C 01/24/13 Adjacent to Cable Assembly	SS-VMP-3A 01/23/13 CET Warehouse	SS-VMP-3B 01/24/13 Near Southeast Side of CET Packaging Area
Tetrachloroethene	µg/m^3	1.0 U	1.0 U	1.0 U	1.0 U	1.0 U
Tetrahydrofuran	µg/m^3	**0.75**	**0.66**	**0.66**	**1.9 J**	**0.87**
Toluene	µg/m^3	**2.1**	**1.5**	**1.6 J**	**6.9 D**	**2.3**
trans-1,2-Dichloroethene	µg/m^3	**2.4 J**	**3.2 J**	**2.7 J**	**1.4**	**2.9 J**
trans-1,3-Dichloropropene	µg/m^3	0.69 U	0.69 U	0.69 U	0.69 U	0.69 U
Trichloroethene	µg/m^3	0.82 U	**0.33**	0.82 U	**1.7**	0.82 U
Trichlorofluoromethane	µg/m^3	**44 D**	**25 D**	**27 D**	**5.2**	**9.1**
Vinyl Acetate	µg/m^3	0.54 U	0.54 U	0.54 U	0.54 U	0.54 U
Vinyl Bromide	µg/m^3	0.67 U	0.67 U	0.67 U	0.67 U	0.67 U
Vinyl Chloride	µg/m^3	0.39 U	0.10 U	0.39 U	0.39 U	0.39 U

Notes:

Detected concentrations are in **bold font**.

µg/m^3 = Micrograms per cubic meter.

[1.0 U] = Duplicate results in brackets.

J = Analyte detected at or below quantitation limits and/or estimated value.

U = Not detected at the reporting limit.

R = Data rejected as part of validation.

D = Diluted concentration reported.

ARCADIS

Table 1. Concentrations of Volatile Organic Compounds in Sub-Slab Soil Gas Collected in January 2013 from the Main Building

Location ID: Date Collected: Area:	Units	SS-VMP-3D 01/24/13 Near Southwest Side of Mold Storage	SS-VMP-3E 01/24/13 Mold Storage	SS-VMP-4 01/24/13 Southeast Side of Mold Storage	SS-VMP-5A 01/23/13 Northwest Utica National	SS-VMP-5B 01/23/13 CET Warehouse	SS-VMP-6 01/24/13 Northeast Utica National
1,1,1-Trichloroethane	µg/m^3	0.83 U	0.83 U	0.83 U	0.83 U	0.83 U	0.83 U [0.83 U]
1,1,2,2-Tetrachloroethane	µg/m^3	1.0 U	1.0 U	1.0 U	1.0 U	1.0 U	1.0 U [1.0 U]
1,1,2-trichloro-1,2,2-trifluoroethane	µg/m^3	**1.1 J**	1.2 U	1.2 U	**1.0 J**	**1.2**	1.2 U [1.2 U]
1,1,2-Trichloroethane	µg/m^3	0.83 U	0.83 U	0.83 U	0.83 U	0.83 U	0.83 U [0.83 U]
1,1-Dichloroethane	µg/m^3	0.62 U	0.62 U	0.62 U	0.62 U	0.62 U	0.62 U [0.62 U]
1,1-Dichloroethene	µg/m^3	0.60 U	0.60 U	0.60 U	0.60 U	0.60 U	0.60 U [0.60 U]
1,2,4-Trichlorobenzene	µg/m^3	1.1 U	1.1 U	1.1 U	R	R	1.1 U [1.1 U]
1,2,4-Trimethylbenzene	µg/m^3	**0.80**	**0.60 J**	**0.80**	**2.4**	**2.7**	**2.1 [1.7 J]**
1,2-Dibromoethane	µg/m^3	1.2 U	1.2 U	1.2 U	1.2 U	1.2 U	1.2 U [1.2 U]
1,2-Dichloro-1,1,2,2-tetrafluoroethane	µg/m^3	1.1 U	1.1 U	1.1 U	1.1 U	1.1 U	1.1 U [1.1 U]
1,2-Dichlorobenzene	µg/m^3	0.92 U	0.92 U	0.92 U	0.92 U	0.92 U	0.92 U [0.92 U]
1,2-Dichloroethane	µg/m^3	0.62 U	0.62 U	0.62 U	0.62 U	0.62 U	0.62 U [0.62 U]
1,2-Dichloropropane	µg/m^3	0.70 U	0.70 U	0.70 U	0.70 U	0.70 U	0.70 U [0.70 U]
1,3,5-Trimethylbenzene	µg/m^3	0.75 U	0.75 U	0.75 U	**0.90 J**	**1.2 J**	**0.70 J [0.65 J]**
1,3-Butadiene	µg/m^3	0.34 U	0.34 U	0.34 U	0.34 UJ	0.34 UJ	0.34 U [0.34 U]
1,3-Dichlorobenzene	µg/m^3	0.92 U	0.92 U	0.92 U	0.92 U	0.92 U	0.92 U [0.92 U]
1,4-Dichlorobenzene	µg/m^3	0.92 U	0.92 U	0.92 U	0.92 U	0.92 U	0.92 U [0.92 U]
1,4-Dioxane	µg/m^3	1.1 UJ	1.1 UJ	1.1 UJ	R	R	1.1 UJ [1.1 UJ]
2,2,4-Trimethylpentane	µg/m^3	0.71 U	0.71 U	0.71 U	**0.85**	0.71 U	0.71 U [0.71 U]
2-Butanone	µg/m^3	**0.84 J**	**1.0 J**	**4.0 J**	**2.4 J**	**2.5 J**	**2.3 J [2.4 J]**
2-Hexanone	µg/m^3	1.2 U	1.2 U	1.2 U	R	R	1.2 U [1.2 U]
3-Chloropropene	µg/m^3	0.48 U	0.48 U	0.48 U	0.48 U	0.48 U	0.48 U [0.48 U]
4-Ethyltoluene	µg/m^3	0.75 U	0.75 U	0.75 U	**0.75 J**	**1.2 J**	**0.65 J [0.55 J]**
4-Methyl-2-pentanone	µg/m^3	1.2 U	1.2 U	1.2 U	R	R	**1.2 U [0.54 J]**
Acetone	µg/m^3	**15 D**	**8.5 D**	**26 D**	**35 D**	**33 D**	**50 D [45 D]**
Benzene	µg/m^3	**1.8**	**2.0**	**1.1**	**3.3**	**2.0**	**1.3 [1.3]**
Benzyl Chloride	µg/m^3	0.88 U	0.88 U	0.88 U	0.88 U	0.88 U	0.88 U [0.88 U]
Bromodichloromethane	µg/m^3	1.0 U	1.0 U	1.0 U	1.0 U	1.0 U	1.0 U [1.0 U]
Bromoform	µg/m^3	1.6 U	1.6 U	1.6 U	1.6 U	1.6 U	1.6 U [1.6 U]
Bromomethane	µg/m^3	0.59 U	0.59 U	0.59 U	0.59 U	0.59 U	0.59 U [0.59 U]
Carbon Disulfide	µg/m^3	0.47 U	0.47 U	0.47 U	0.47 U	**0.47**	0.47 U [0.47 U]
Carbon Tetrachloride	µg/m^3	**0.83 J**	**0.64 J**	**0.64 J**	**0.77 J**	**0.70 J**	**0.64 J [0.64 J]**
Chlorobenzene	µg/m^3	0.70 U	0.70 U	0.70 U	0.70 U	0.70 U	0.70 U [0.70 U]
Chloroethane	µg/m^3	0.40 U	0.40 U	0.40 U	0.40 U	0.40 U	0.40 U [0.40 U]
Chloroform	µg/m^3	0.74 U	0.74 U	0.74 U	0.74 U	0.74 U	0.74 U [0.74 U]
Chloromethane	µg/m^3	**1.3**	**1.0**	**1.2**	**1.5 J**	**1.5 J**	**1.4 [1.4]**
cis-1,2-Dichloroethene	µg/m^3	0.60 U	0.60 U	0.60 U	0.60 U	0.60 U	0.60 U [0.60 U]
cis-1,3-Dichloropropene	µg/m^3	0.69 U	0.69 U	0.69 U	0.69 U	0.69 U	0.69 U [0.69 U]
Cyclohexane	µg/m^3	0.52 U	0.52 U	0.52 U	0.52 U	0.52 U	0.52 U [0.52 U]
Dibromochloromethane	µg/m^3	1.3 U	1.3 U	1.3 U	1.3 U	1.3 U	1.3 U [1.3 U]
Dichlorodifluoromethane	µg/m^3	**2.8**	**2.6**	**2.9**	**3.5**	**3.3**	**2.8 [2.8]**
Ethyl acetate	µg/m^3	0.92 U	0.92 U	**0.55 J**	**3.6 J**	**2.7 J**	**1.0 [0.84 J]**
Ethylbenzene	µg/m^3	**0.62 J**	**0.71**	**0.88**	**2.2**	**3.7**	**0.66 [0.75 J]**
Heptane	µg/m^3	**1.1**	**0.46 J**	**0.67**	**5.7**	**5.3**	**5.9 [5.8]**
Hexachlorobutadiene	µg/m^3	1.6 U	1.6 U	1.6 U	R	R	1.6 U [1.6 U]
Isopropyl alcohol	µg/m^3	**330 DJ**	**37 D**	**970 DJ**	**890 DJ**	**1,200 DJ**	**4,000 DJ [2,800 DJ**
m&p-Xylene	µg/m^3	**1.1 J**	**1.3**	**1.3**	**7.7**	**8.8 D**	**1.4 [1.5 J]**
Methyl tert-butyl ether	µg/m^3	0.55 U	0.55 U	0.55 U	0.55 U	0.55 U	0.55 U [0.55 U]
Methylene Chloride	µg/m^3	**250 D**	**25 D**	**49 D**	**3,900 D**	**4,100 D**	**3,600 D [2,300 D]**
n-Hexane	µg/m^3	**0.39 J**	**0.39 J**	0.54 UJ	**5.8 J**	**5.0 J**	**1.3 J [1.2 J]**
o-Xylene	µg/m^3	**0.49 J**	0.66 U	**0.53 J**	**2.3**	**3.6**	**0.53 J [0.62 J]**
Propylene	µg/m^3	0.26 U	0.26 U	0.26 U	0.26 U	0.26 U	0.26 U [0.26 U]
Styrene	µg/m^3	**1.5**	**0.74**	**2.7**	**0.82**	**0.69**	**0.56 J [0.69 J]**

ARCADIS

Table 1. Concentrations of Volatile Organic Compounds in Sub-Slab Soil Gas Collected in January 2013 from the Main Building

Location ID: Date Collected: Area:	Units	SS-VMP-3D 01/24/13 Near Southwest Side of Mold Storage	SS-VMP-3E 01/24/13 Mold Storage	SS-VMP-4 01/24/13 Southeast Side of Mold Storage	SS-VMP-5A 01/23/13 Northwest Utica National	SS-VMP-5B 01/23/13 CET Warehouse	SS-VMP-6 01/24/13 Northeast Utica National
Tetrachloroethene	µg/m^3	1.0 U	1.0 U	1.0 U	1.0 U	**0.97 J**	1.0 U [1.0 U]
Tetrahydrofuran	µg/m^3	**0.45**	0.45 U	**1.3**	**1.8 J**	**1.3 J**	**28 D [23 D]**
Toluene	µg/m^3	**2.2**	**1.9**	**2.5**	**15 D**	**17 D**	**3.0 [3.5 J]**
trans-1,2-Dichloroethene	µg/m^3	**1.0 J**	0.60 UJ	**11 DJ**	**1.5**	**1.1**	**62 DJ [54 DJ]**
trans-1,3-Dichloropropene	µg/m^3	0.69 U	0.69 U	0.69 U	0.69 U	0.69 U	0.69 U [0.69 U]
Trichloroethene	µg/m^3	0.82 U	0.82 U	0.82 U	**1.6**	**1.5**	0.82 U [0.82 U]
Trichlorofluoromethane	µg/m^3	**12**	**33 D**	**27 D**	**6.2**	**4.6**	**3.0 [2.7]**
Vinyl Acetate	µg/m^3	0.54 U	0.54 U	0.54 U	0.54 U	0.54 U	0.54 U [0.54 U]
Vinyl Bromide	µg/m^3	0.67 U	0.67 U	0.67 U	0.67 U	0.67 U	0.67 U [0.67 U]
Vinyl Chloride	µg/m^3	0.39 U	0.39 U	0.39 U	0.39 U	0.39 U	0.39 U [0.39 U]

Notes:

Detected concentrations are in **bold font**.

µg/m^3 = Micrograms per cubic meter.

[1.0 U] = Duplicate results in brackets.

J = Analyte detected at or below quantitation limits and/or estimated value.

U = Not detected at the reporting limit.

R = Data rejected as part of validation.

D = Diluted concentration reported.

ARCADIS

Table 1. Concentrations of Volatile Organic Compounds in Sub-Slab Soil Gas Collected in January 2013 from the Main Building

Location ID: Date Collected: Area:	Units	SS-VMP-6A 01/23/13 Central Utica National	SS-VMP-6B 01/24/13 Central Utica National	SS-VMP-7 01/23/13 Between Kitting & Molding Storage DOC	SS-VMP-7A 01/23/13 Southwest Utica National
1,1,1-Trichloroethane	µg/m^3	0.83 U	0.83 U	0.83 U	**25 D**
1,1,2,2-Tetrachloroethane	µg/m^3	1.0 U	1.0 U	1.0 U	1.0 U
1,1,2-trichloro-1,2,2-trifluoroethane	µg/m^3	**0.93 J**	1.2 U	**0.86 J**	**11**
1,1,2-Trichloroethane	µg/m^3	0.83 U	0.83 U	0.83 U	0.83 U
1,1-Dichloroethane	µg/m^3	0.62 U	0.62 U	0.62 U	**0.91**
1,1-Dichloroethene	µg/m^3	0.60 U	0.60 U	0.60 U	**0.89**
1,2,4-Trichlorobenzene	µg/m^3	R	1.1 U	R	R
1,2,4-Trimethylbenzene	µg/m^3	**2.8**	**1.5 J**	**2.5**	**2.2**
1,2-Dibromoethane	µg/m^3	1.2 U	1.2 U	1.2 U	1.2 U
1,2-Dichloro-1,1,2,2-tetrafluoroethane	µg/m^3	1.1 U	1.1 U	1.1 U	1.1 U
1,2-Dichlorobenzene	µg/m^3	0.92 U	0.92 U	0.92 U	0.92 U
1,2-Dichloroethane	µg/m^3	0.62 U	0.62 U	0.62 U	0.62 U
1,2-Dichloropropane	µg/m^3	0.70 U	0.70 U	0.70 U	0.70 U
1,3,5-Trimethylbenzene	µg/m^3	**0.95 J**	**0.85 J**	**0.85 J**	**0.90**
1,3-Butadiene	µg/m^3	0.34 UJ	0.34 U	0.34 UJ	0.34 U
1,3-Dichlorobenzene	µg/m^3	0.92 U	0.92 U	0.92 U	0.92 U
1,4-Dichlorobenzene	µg/m^3	0.92 U	0.92 U	0.92 U	0.92 U
1,4-Dioxane	µg/m^3	R	1.1 UJ	R	1.1 UJ
2,2,4-Trimethylpentane	µg/m^3	**0.90**	0.71 U	**0.76**	**1.4**
2-Butanone	µg/m^3	**3.2 J**	**2.9 J**	**2.8 J**	**1.9 J**
2-Hexanone	µg/m^3	R	1.2 U	R	1.2 U
3-Chloropropene	µg/m^3	0.48 U	0.48 U	0.48 U	0.48 U
4-Ethyltoluene	µg/m^3	**0.95 J**	**0.65 J**	**0.95 J**	**0.75 J**
4-Methyl-2-pentanone	µg/m^3	**R**	1.2 U	**R**	**1.8**
Acetone	µg/m^3	**41 D**	**35 D**	**39 D**	**26 D**
Benzene	µg/m^3	**4.6**	**1.4**	**3.9**	**7.5 D**
Benzyl Chloride	µg/m^3	0.88 U	0.88 U	0.88 U	0.88 U
Bromodichloromethane	µg/m^3	1.0 U	1.0 U	1.0 U	1.0 U
Bromoform	µg/m^3	1.6 U	1.6 U	1.6 U	1.6 U
Bromomethane	µg/m^3	0.59 U	0.59 U	0.59 U	0.59 U
Carbon Disulfide	µg/m^3	**0.41 J**	0.47 U	**2.7**	**2.0**
Carbon Tetrachloride	µg/m^3	**0.70 J**	**0.64 J**	**0.70 J**	**0.70 J**
Chlorobenzene	µg/m^3	0.70 U	0.70 U	0.70 U	0.70 U
Chloroethane	µg/m^3	0.40 U	0.40 U	0.40 U	0.40 U
Chloroform	µg/m^3	0.74 U	**0.69 J**	0.74 U	**1.1**
Chloromethane	µg/m^3	**1.5 J**	**1.4**	**1.6 J**	**0.76**
cis-1,2-Dichloroethene	µg/m^3	0.60 U	0.60 U	0.60 U	0.60 U
cis-1,3-Dichloropropene	µg/m^3	0.69 U	0.69 U	0.69 U	0.69 U
Cyclohexane	µg/m^3	0.52 U	0.52 U	0.52 U	0.52 U
Dibromochloromethane	µg/m^3	1.3 U	1.3 U	1.3 U	1.3 U
Dichlorodifluoromethane	µg/m^3	**3.7**	**2.9**	**3.6**	**3.1**
Ethyl acetate	µg/m^3	**5.1 J**	**1.1**	**3.8 J**	**6.2 DJ**
Ethylbenzene	µg/m^3	**6.0**	**0.79 J**	**7.0**	**6.6**
Heptane	µg/m^3	**7.6**	**5.4**	**5.5**	**5.9**
Hexachlorobutadiene	µg/m^3	R	1.6 U	R	1.6 U
Isopropyl alcohol	µg/m^3	**1,700 DJ**	**2,700 DJ**	**1,900 DJ**	**1,100 DJ**
m&p-Xylene	µg/m^3	**9.3 DJ**	**1.6 J**	**13 DJ**	**9.7 DJ**
Methyl tert-butyl ether	µg/m^3	0.55 U	0.55 U	0.55 U	0.55 U
Methylene Chloride	µg/m^3	**4,400 D**	**1,300 D**	**3,800 D**	**860 D**
n-Hexane	µg/m^3	**5.0 DJ**	**1.0 J**	**5.7 J**	**3.3 J**
o-Xylene	µg/m^3	**4.1**	**0.53 J**	**4.8**	**4.1**
Propylene	µg/m^3	0.26 U	0.26 U	0.26 U	0.26 U
Styrene	µg/m^3	**1.1**	**1.3 J**	**1.1**	**0.95**

ARCADIS

Table 1. Concentrations of Volatile Organic Compounds in Sub-Slab Soil Gas Collected in January 2013 from the Main Building

Location ID: Date Collected: Area:	Units	SS-VMP-6A 01/23/13 Central Utica National	SS-VMP-6B 01/24/13 Central Utica National	SS-VMP-7 01/23/13 Between Kitting & Molding Storage DOC	SS-VMP-7A 01/23/13 Southwest Utica National
Tetrachloroethene	µg/m^3	**0.97 J**	1.0 U	**0.90 J**	**2.3**
Tetrahydrofuran	µg/m^3	**3.1 J**	**6.6 DJ**	**4.0 J**	**1.1**
Toluene	µg/m^3	**38 D**	**3.7 J**	**37 D**	**48 D**
trans-1,2-Dichloroethene	µg/m^3	**1.4**	**36 DJ**	**4.5**	**1.8 J**
trans-1,3-Dichloropropene	µg/m^3	0.69 U	0.69 U	0.69 U	0.69 U
Trichloroethene	µg/m^3	**1.2**	0.82 U	**1.2**	**26 D**
Trichlorofluoromethane	µg/m^3	**6.1**	**3.3**	**7.3**	**5.5**
Vinyl Acetate	µg/m^3	0.54 U	0.54 U	0.54 U	0.54 U
Vinyl Bromide	µg/m^3	0.67 U	0.67 U	0.67 U	0.67 U
Vinyl Chloride	µg/m^3	0.39 U	0.39 U	0.39 U	0.39 U

Notes:

Detected concentrations are in **bold font**.

µg/m^3 = Micrograms per cubic meter.

[1.0 U] = Duplicate results in brackets.

J = Analyte detected at or below quantitation limits and/or estimated value.

U = Not detected at the reporting limit.

R = Data rejected as part of validation.

D = Diluted concentration reported.

ARCADIS

Table 2. Concentrations of Volatile Organic Compounds in Indoor Air Collected in January 2013 from the Main Building

Location ID: Date Collected: Area:	Units	IA-VMP-1B 01/24/13 Between Kitting & Molding Storage DOC	IA-VMP-2B 01/24/13 Adjacent to Leadwire Assembly - South	IA-VMP-2C 01/24/13 Adjacent to Cable Assembly	IA-VMP-3A 01/23/13 CET Warehouse	IA-VMP-3B 01/24/13 Near Southeast Side of CET Packaging Area	IA-VMP-3D 01/24/13 Near Southwest Side of Mold Storage
1,1,1-Trichloroethane	µg/m^3	0.83 U	0.83 U	0.83 U	0.83 U	0.83 U [0.83 U]	0.83 U
1,1,2,2-Tetrachloroethane	µg/m^3	1.0 U	1.0 U	1.0 U	1.0 U	1.0 U [1.0 U]	1.0 U
1,1,2-trichloro-1,2,2-trifluoroethane	µg/m^3	**0.86 J**	**0.93 J**	**1.3**	**0.86 J**	**0.86 J [0.86 J]**	**1.4**
1,1,2-Trichloroethane	µg/m^3	0.83 U	0.83 U	0.83 U	0.83 U	0.83 U [0.83 U]	0.83 U
1,1-Dichloroethane	µg/m^3	0.62 U	0.62 U	0.62 U	0.62 U	0.62 U [0.62 U]	0.62 U
1,1-Dichloroethene	µg/m^3	0.60 U	0.60 U	0.60 U	0.60 U	0.60 U [0.60 U]	0.60 U
1,2,4-Trichlorobenzene	µg/m^3	R	R	R	R	R [R]	R
1,2,4-Trimethylbenzene	µg/m^3	**0.80**	**1.1**	**1.2**	**1.4**	**3.3 [2.6]**	**0.85**
1,2-Dibromoethane	µg/m^3	1.2 U	1.2 U	1.2 U	1.2 U	1.2 U [1.2 U]	1.2 U
1,2-Dichloro-1,1,2,2-tetrafluoroethane	µg/m^3	1.1 U	1.1 U	1.1 U	1.1 U	1.1 U [1.1 U]	1.1 U
1,2-Dichlorobenzene	µg/m^3	0.92 U	0.92 U	0.92 U	0.92 U	0.92 U [0.92 U]	0.92 U
1,2-Dichloroethane	µg/m^3	0.62 U	0.62 U	0.62 U	0.62 U	0.62 U [0.62 U]	0.62 U
1,2-Dichloropropane	µg/m^3	0.70 U	0.70 U	0.70 U	0.70 U	0.70 U [0.70 U]	0.70 U
1,3,5-Trimethylbenzene	µg/m^3	0.75 UJ	0.75 UJ	0.75 UJ	**0.70 J**	**0.70 J [0.50 J]**	0.75 UJ
1,3-Butadiene	µg/m^3	0.34 UJ	0.34 UJ	0.34 UJ	0.34 UJ	0.34 UJ [0.34 UJ]	0.34 UJ
1,3-Dichlorobenzene	µg/m^3	0.92 U	0.92 U	0.92 U	0.92 U	0.92 U [0.92 U]	0.92 U
1,4-Dichlorobenzene	µg/m^3	0.92 U	0.92 U	0.92 U	0.92 U	0.92 U [0.92 U]	0.92 U
1,4-Dioxane	µg/m^3	R	R	R	R	R [R]	R
2,2,4-Trimethylpentane	µg/m^3	0.71 U	0.71 U	0.71 U	0.71 U	0.71 U [0.71 U]	0.71 UJ
2-Butanone	µg/m^3	**1.0 J**	**0.78 J**	**0.66 J**	**2.8 J**	**0.60 J [0.69 J]**	**0.81 J**
2-Hexanone	µg/m^3	R	R	R	R	R [R]	R
3-Chloropropene	µg/m^3	0.48 U	0.48 U	0.48 U	0.48 U	0.48 U [0.48 U]	0.48 U
4-Ethyltoluene	µg/m^3	0.75 UJ	0.75 UJ	0.75 UJ	0.75 UJ	0.75 UJ [0.75 UJ]	0.75 UJ
4-Methyl-2-pentanone	µg/m^3	R	R	R	R	R [R]	R
Acetone	µg/m^3	**8.7 DJ**	**17 DJ**	**16 DJ**	**45 DJ**	**9.5 [14 DJ]**	**8.5 DJ**
Benzene	µg/m^3	**2.4**	**1.2**	**1.3**	**1.0**	**1.8 [1.8]**	**1.9**
Benzyl Chloride	µg/m^3	0.88 U	0.88 U	0.88 U	0.88 U	0.88 U [0.88 U]	0.88 U
Bromodichloromethane	µg/m^3	1.0 U	1.0 U	1.0 U	1.0 U	1.0 U [1.0 U]	1.0 U
Bromoform	µg/m^3	1.6 U	1.6 U	1.6 U	1.6 U	1.6 U [1.6 U]	1.6 U
Bromomethane	µg/m^3	0.59 U	0.59 U	0.59 U	0.59 U	0.59 U [0.59 U]	0.59 U
Carbon Disulfide	µg/m^3	0.47 U	0.47 U	0.47 U	**0.32 J**	0.47 U [0.47 U]	0.47 U
Carbon Tetrachloride	µg/m^3	**0.77 J**	**0.70 J**	**0.83 J**	**0.64 J**	**0.77 J [0.77 J]**	**0.77 J**
Chlorobenzene	µg/m^3	0.70 U	0.70 U	0.70 U	0.70 U	0.70 U [0.70 U]	0.70 U
Chloroethane	µg/m^3	0.40 U	0.40 U	0.40 U	0.40 U	0.40 U [0.40 U]	0.40 U
Chloroform	µg/m^3	0.74 U	0.74 U	0.74 U	0.74 U	0.74 U [0.74 U]	0.74 U
Chloromethane	µg/m^3	**1.3 J**	**1.4 J**	**1.3 J**	**1.2 J**	**1.4 J [1.3 J]**	**1.3 J**
cis-1,2-Dichloroethene	µg/m^3	0.60 U	0.60 U	0.60 U	0.60 U	0.60 U [0.60 U]	0.60 U
cis-1,3-Dichloropropene	µg/m^3	0.69 U	0.69 U	0.69 U	0.69 U	0.69 U [0.69 U]	0.69 U
Cyclohexane	µg/m^3	0.52 U	0.52 U	0.52 U	0.52 U	0.52 U [0.52 U]	0.52 U
Dibromochloromethane	µg/m^3	1.3 U	1.3 U	1.3 U	1.3 U	1.3 U [1.3 U]	1.3 U
Dichlorodifluoromethane	µg/m^3	**3.2**	**3.3**	**3.2**	**2.8**	**3.2 [3.3]**	**3.3**
Ethyl acetate	µg/m^3	0.92 UJ	**0.44 J**	**0.48 J**	**2.3 J**	**0.37 J [0.40 J]**	0.92 UJ
Ethylbenzene	µg/m^3	0.66 U	0.66 U	0.66 U	**0.71**	**0.53 J [0.53 J]**	**0.57 J**
Heptane	µg/m^3	**0.71**	**0.71**	**0.96**	**5.3**	**1.2 [1.2]**	**1.1**
Hexachlorobutadiene	µg/m^3	R	R	R	R	R [R]	R
Isopropyl alcohol	µg/m^3	**42 DJ**	**250 DJ**	**170 DJ**	**2,300 D**	**340 DJ [340 DJ]**	**280 DJ**
m&p-Xylene	µg/m^3	**1.1 J**	**1.1 J**	**1.1 J**	**2.2**	**1.6 [1.2 J]**	**1.1 J**
Methyl tert-butyl ether	µg/m^3	0.55 U	0.55 U	0.55 U	0.55 U	0.55 U [0.55 U]	0.55 U
Methylene Chloride	µg/m^3	**16 D**	**44 D**	**34 D**	**2,700 D**	**180 D [210 D]**	**260 D**
n-Hexane	µg/m^3	**0.50 J**	**0.43 J**	0.54 UJ	**5.8 J**	**0.50 J [0.64 J]**	**0.43 J**
o-Xylene	µg/m^3	**0.49 J**	**0.62 J**	**0.57 J**	**0.79**	**0.79 [0.57 J]**	**0.49 J**
Propylene	µg/m^3	0.26 U	0.26 U	0.26 U	0.26 U	0.26 U [0.26 U]	0.26 U
Styrene	µg/m^3	**2.0**	**1.8**	**2.4**	**0.65**	**1.4 [1.3]**	**1.7**
Tetrachloroethene	µg/m^3	1.0 U	1.0 U	1.0 U	1.0 U	1.0 U [1.0 U]	1.0 U
Tetrahydrofuran	µg/m^3	0.45 UJ	**1.1 J**	**0.75 J**	**2.2 J**	**3.1 J [3.4 J]**	0.45 UJ
Toluene	µg/m^3	**3.0**	**2.6**	**2.7**	**5.9**	**3.1 [2.9]**	**3.2**
trans-1,2-Dichloroethene	µg/m^3	0.60 U	**8.5 D**	**10 D**	**1.9**	**6.5 [7.2]**	**0.89**
trans-1,3-Dichloropropene	µg/m^3	0.69 U	0.69 U	0.69 U	0.69 U	0.69 U [0.69 U]	0.69 U
Trichloroethene	µg/m^3	**0.22**	**0.38**	**0.33**	**1.8**	**0.27 [0.27]**	**0.27**

ARCADIS

Table 2. Concentrations of Volatile Organic Compounds in Indoor Air Collected in January 2013 from the Main Building

Location ID: Date Collected: Area:	Units	IA-VMP-1B 01/24/13 Between Kitting & Molding Storage DOC	IA-VMP-2B 01/24/13 Adjacent to Leadwire Assembly - South	IA-VMP-2C 01/24/13 Adjacent to Cable Assembly	IA-VMP-3A 01/23/13 CET Warehouse	IA-VMP-3B 01/24/13 Near Southeast Side of CET Packaging Area	IA-VMP-3D 01/24/13 Near Southwest Side of Mold Storage
Trichlorofluoromethane	µg/m^3	**70 D**	**19 D**	**22 D**	**4.3**	**10 [11]**	**12 D**
Vinyl Acetate	µg/m^3	0.54 U	0.54 U	0.54 U	0.54 U	0.54 U [0.54 U]	0.54 U
Vinyl Bromide	µg/m^3	0.67 U	0.67 U	0.67 U	0.67 U	0.67 U [0.67 U]	0.67 U
Vinyl Chloride	µg/m^3	0.10 U	0.10 U	0.10 U	0.10 U	0.10 U [0.10 U]	0.10 U

Notes:

Detected concentrations are in **bold font**.

µg/m^3 = Micrograms per cubic meter.

[1.0 U] = Duplicate results in brackets.

J = Analyte detected at or below quantitation limits and/or estimated value.

U = Not detected at the reporting limit.

R = Data rejected as part of validation.

D = Diluted concentration reported.

ARCADIS

Table 2. Concentrations of Volatile Organic Compounds in Indoor Air Collected in January 2013 from the Main Building

Location ID: Date Collected: Area:	Units	IA-VMP-3E 01/24/13 Mold Storage	IA-VMP-4 01/24/13 Southeast Side of Mold Storage	IA-VMP-5A 01/23/13 Northwest Utica National	IA-VMP-5B 01/23/13 CET Warehouse	IA-VMP-6 01/24/13 Northeast Utica National	IA-VMP-6A 01/23/13 Central Utica National	IA-VMP-6B 01/24/13 Central Utica National
1,1,1-Trichloroethane	µg/m^3	0.83 U	0.83 U	0.83 U	0.83 U	0.83 U	0.83 U	0.83 U
1,1,2,2-Tetrachloroethane	µg/m^3	1.0 U	1.0 U	1.0 U	1.0 U	1.0 U	1.0 U	1.0 U
1,1,2-trichloro-1,2,2-trifluoroethane	µg/m^3	**1.2**	**0.86 J**	**0.93 J**	**1.4**	**0.86 J**	**0.86 J**	1.2 U
1,1,2-Trichloroethane	µg/m^3	0.83 U	0.83 U	0.83 U	0.83 U	0.83 U	0.83 U	0.83 U
1,1-Dichloroethane	µg/m^3	0.62 U	0.62 U	0.62 U	0.62 U	0.62 U	0.62 U	0.62 U
1,1-Dichloroethene	µg/m^3	0.60 U	0.60 U	0.60 U	0.60 U	0.60 U	0.60 U	0.60 U
1,2,4-Trichlorobenzene	µg/m^3	R	R	R	R	R	R	1.1 U
1,2,4-Trimethylbenzene	µg/m^3	**0.90**	**0.95**	**1.8**	**1.5**	**1.9**	**2.5**	**1.4**
1,2-Dibromoethane	µg/m^3	1.2 U	1.2 U	1.2 U	1.2 U	1.2 U	1.2 U	1.2 U
1,2-Dichloro-1,1,2,2-tetrafluoroethane	µg/m^3	1.1 U	1.1 U	1.1 U	1.1 U	1.1 U	1.1 U	1.1 U
1,2-Dichlorobenzene	µg/m^3	0.92 U	0.92 U	0.92 U	0.92 U	0.92 U	0.92 U	0.92 U
1,2-Dichloroethane	µg/m^3	0.62 U	0.62 U	0.62 U	0.62 U	0.62 U	0.62 U	0.62 U
1,2-Dichloropropane	µg/m^3	0.70 U	0.70 U	0.70 U	0.70 U	0.70 U	0.70 U	0.70 U
1,3,5-Trimethylbenzene	µg/m^3	0.75 UJ	0.75 UJ	**0.60 J**	**0.50 J**	**0.70 J**	**0.90 J**	**0.50 J**
1,3-Butadiene	µg/m^3	0.34 UJ	0.34 UJ	0.34 UJ	0.34 UJ	0.34 UJ	0.34 UJ	0.34 U
1,3-Dichlorobenzene	µg/m^3	0.92 U	0.92 U	0.92 U	0.92 U	0.92 U	0.92 U	0.92 U
1,4-Dichlorobenzene	µg/m^3	0.92 U	0.92 U	0.92 U	0.92 U	0.92 U	0.92 U	0.92 U
1,4-Dioxane	µg/m^3	R	R	R	R	R	R	1.1 UJ
2,2,4-Trimethylpentane	µg/m^3	0.71 U	**0.62 J**	0.71 U	0.71 U	0.71 U	0.71 U	0.71 U
2-Butanone	µg/m^3	**1.0 J**	**0.60 J**	**2.5 J**	**2.6 J**	**2.7 J**	**3.6 J**	**1.5 J**
2-Hexanone	µg/m^3	R	R	R	R	R	R	1.2 U
3-Chloropropene	µg/m^3	0.48 U	0.48 U	0.48 U	0.48 U	0.48 U	0.48 U	0.48 U
4-Ethyltoluene	µg/m^3	0.75 UJ	0.75 UJ	0.75 UJ	0.75 UJ	**0.50 J**	**0.65 J**	0.75 U
4-Methyl-2-pentanone	µg/m^3	R	R	R	R	R	R	**0.54 J**
Acetone	µg/m^3	**9.9 DJ**	**21 DJ**	**22 DJ**	**35 DJ**	**62 DJ**	**37 DJ**	**37 D**
Benzene	µg/m^3	**1.4**	**1.3**	**1.3**	**0.91**	**1.6**	**1.1**	**1.3**
Benzyl Chloride	µg/m^3	0.88 U	0.88 U	0.88 U	0.88 U	0.88 U	0.88 U	0.88 U
Bromodichloromethane	µg/m^3	1.0 U	1.0 U	1.0 U	1.0 U	1.0 U	1.0 U	1.0 U
Bromoform	µg/m^3	1.6 U	1.6 U	1.6 U	1.6 U	1.6 U	1.6 U	1.6 U
Bromomethane	µg/m^3	0.59 U	0.59 U	0.59 U	0.59 U	0.59 U	0.59 U	0.59 U
Carbon Disulfide	µg/m^3	**0.32 J**	0.47 U	**0.60**	0.47 U	0.47 U	0.47 U	0.47 U
Carbon Tetrachloride	µg/m^3	**0.77 J**	**0.77 J**	**0.70 J**	**0.70 J**	**0.70 J**	**0.70 J**	**0.64**
Chlorobenzene	µg/m^3	0.70 U	0.70 U	0.70 U	0.70 U	0.70 U	0.70 U	0.70 U
Chloroethane	µg/m^3	0.40 U	0.40 U	0.40 U	0.40 U	0.40 U	0.40 U	0.40 U
Chloroform	µg/m^3	0.74 U	0.74 U	0.74 U	0.74 U	**0.55 J**	0.74 U	**0.69 J**
Chloromethane	µg/m^3	**1.2 J**	**1.4 J**	**1.4 J**	**1.3 J**	**1.5 J**	**1.4 J**	**1.3**
cis-1,2-Dichloroethene	µg/m^3	0.60 U	0.60 U	0.60 U	0.60 U	0.60 U	0.60 U	0.60 U
cis-1,3-Dichloropropene	µg/m^3	0.69 U	0.69 U	0.69 U	0.69 U	0.69 U	0.69 U	0.69 U
Cyclohexane	µg/m^3	0.52 U	0.52 U	0.52 U	0.52 U	0.52 U	0.52 U	0.52 U
Dibromochloromethane	µg/m^3	1.3 U	1.3 U	1.3 U	1.3 U	1.3 U	1.3 U	1.3 U
Dichlorodifluoromethane	µg/m^3	**3.2**	**3.2**	**3.3**	**3.1**	**2.9**	**3.3**	**3.0**
Ethyl acetate	µg/m^3	0.92 UJ	**0.40 J**	**2.9 J**	**2.0 J**	**1.2 J**	**2.3 J**	**1.3**
Ethylbenzene	µg/m^3	0.66 U	0.66 U	**0.93**	**0.75**	**0.44 J**	**0.79**	0.66 U
Heptane	µg/m^3	**0.54 J**	**0.71**	**6.2**	**5.8**	**7.5**	**5.7**	**4.7**
Hexachlorobutadiene	µg/m^3	R	R	R	R	R	R	1.6 U
Isopropyl alcohol	µg/m^3	**180 DJ**	**170 DJ**	**1,100 D**	**1,800 D**	**3,800 D**	**1,700 D**	**3,200 DJ**
m&p-Xylene	µg/m^3	**1.0 J**	**0.97 J**	**2.3**	**2.3**	**1.1 J**	**2.7**	**0.88 J**
Methyl tert-butyl ether	µg/m^3	0.55 U	0.55 U	0.55 U	0.55 U	0.55 U	0.55 U	0.55 U
Methylene Chloride	µg/m^3	**35 D**	**35 D**	**1,300 D**	**2,000 D**	**2,100 D**	**1,400 D**	**660 D**
n-Hexane	µg/m^3	0.54 UJ	0.54 UJ	**3.4 J**	**5.6 J**	**1.5 J**	**7.1 J**	**0.97 J**
o-Xylene	µg/m^3	0.66 U	**0.44 J**	**0.79**	**0.88**	**0.53 J**	**1.1**	0.66 U
Propylene	µg/m^3	0.26 U	0.26 U	0.26 U	0.26 U	0.26 U	0.26 U	0.26 U
Styrene	µg/m^3	**0.87**	**2.0**	**0.91**	**0.61 J**	**0.78**	**1.2**	**0.95**
Tetrachloroethene	µg/m^3	1.0 U	1.0 U	1.0 U	1.0 U	1.0 U	1.0 U	1.0 U
Tetrahydrofuran	µg/m^3	0.45 UJ	**1.1 J**	**2.2 J**	**2.3 J**	**36 D**	**4.9 J**	**6.3 DJ**
Toluene	µg/m^3	**2.5**	**2.9**	**8.0**	**5.6**	**5.6**	**5.9**	**4.2**
trans-1,2-Dichloroethene	µg/m^3	**1.0**	**8.1 D**	**1.1**	**1.9**	**68 D**	**1.9**	**50 DJ**
trans-1,3-Dichloropropene	µg/m^3	0.69 U	0.69 U	0.69 U	0.69 U	0.69 U	0.69 U	0.69 U
Trichloroethene	µg/m^3	**0.27**	**1.1**	**2.5**	**1.9**	**0.22**	**1.6**	**0.22**

ARCADIS

Table 2. Concentrations of Volatile Organic Compounds in Indoor Air Collected in January 2013 from the Main Building

Location ID: Date Collected: Area:	Units	IA-VMP-3E 01/24/13 Mold Storage	IA-VMP-4 01/24/13 Southeast Side of Mold Storage	IA-VMP-5A 01/23/13 Northwest Utica National	IA-VMP-5B 01/23/13 CET Warehouse	IA-VMP-6 01/24/13 Northeast Utica National	IA-VMP-6A 01/23/13 Central Utica National	IA-VMP-6B 01/24/13 Central Utica National
Trichlorofluoromethane	µg/m^3	**19 D**	**16 D**	**9.3**	**4.7**	**3.3**	**4.8**	**3.2**
Vinyl Acetate	µg/m^3	0.54 U	0.54 U	0.54 U	0.54 U	0.54 U	0.54 U	**1.8**
Vinyl Bromide	µg/m^3	0.67 U	0.67 U	0.67 U	0.67 U	0.67 U	0.67 U	0.67 U
Vinyl Chloride	µg/m^3	0.10 U	0.10 U	0.10 U	0.10 U	0.10 U	0.10 U	0.10 U

Notes:

Detected concentrations are in **bold font**.

µg/m^3 = Micrograms per cubic meter.

[1.0 U] = Duplicate results in brackets.

J = Analyte detected at or below quantitation limits and/or estimated value.

U = Not detected at the reporting limit.

R = Data rejected as part of validation.

D = Diluted concentration reported.

ARCADIS

Table 2. Concentrations of Volatile Organic Compounds in Indoor Air Collected in January 2013 from the Main Building

Location ID: Date Collected: Area:	Units	IA-VMP-7 01/23/13 Between Kitting & Molding Storage DOC	IA-VMP-7A 01/23/13 Southwest Utica National
1,1,1-Trichloroethane	µg/m^3	0.83 U	0.83 U
1,1,2,2-Tetrachloroethane	µg/m^3	1.0 U	1.0 U
1,1,2-trichloro-1,2,2-trifluoroethane	µg/m^3	**0.86 J**	**0.93 J**
1,1,2-Trichloroethane	µg/m^3	0.83 U	0.83 U
1,1-Dichloroethane	µg/m^3	0.62 U	0.62 U
1,1-Dichloroethene	µg/m^3	0.60 U	0.60 U
1,2,4-Trichlorobenzene	µg/m^3	R	R
1,2,4-Trimethylbenzene	µg/m^3	**1.7**	**7.2**
1,2-Dibromoethane	µg/m^3	1.2 U	1.2 U
1,2-Dichloro-1,1,2,2-tetrafluoroethane	µg/m^3	1.1 U	1.1 U
1,2-Dichlorobenzene	µg/m^3	0.92 U	0.92 U
1,2-Dichloroethane	µg/m^3	0.62 U	0.62 U
1,2-Dichloropropane	µg/m^3	0.70 U	0.70 U
1,3,5-Trimethylbenzene	µg/m^3	**0.60 J**	**1.5 J**
1,3-Butadiene	µg/m^3	0.34 UJ	0.34 UJ
1,3-Dichlorobenzene	µg/m^3	0.92 U	0.92 U
1,4-Dichlorobenzene	µg/m^3	0.92 U	0.92 U
1,4-Dioxane	µg/m^3	R	R
2,2,4-Trimethylpentane	µg/m^3	0.71 U	0.71 U
2-Butanone	µg/m^3	**2.8 J**	**3.6 J**
2-Hexanone	µg/m^3	R	R
3-Chloropropene	µg/m^3	0.48 U	0.48 U
4-Ethyltoluene	µg/m^3	**0.50 J**	**1.4 J**
4-Methyl-2-pentanone	µg/m^3	R	R
Acetone	µg/m^3	**33 DJ**	**76 DJ**
Benzene	µg/m^3	**1.2**	**1.1**
Benzyl Chloride	µg/m^3	0.88 U	0.88 U
Bromodichloromethane	µg/m^3	1.0 U	1.0 U
Bromoform	µg/m^3	1.6 U	1.6 U
Bromomethane	µg/m^3	0.59 U	0.59 U
Carbon Disulfide	µg/m^3	0.47 U	0.47 U
Carbon Tetrachloride	µg/m^3	**0.70 J**	**0.70 J**
Chlorobenzene	µg/m^3	0.70 U	0.70 U
Chloroethane	µg/m^3	0.40 U	0.40 U
Chloroform	µg/m^3	0.74 U	0.74 U
Chloromethane	µg/m^3	**1.5 J**	**1.5 J**
cis-1,2-Dichloroethene	µg/m^3	0.60 U	0.60 U
cis-1,3-Dichloropropene	µg/m^3	0.69 U	0.69 U
Cyclohexane	µg/m^3	0.52 U	0.52 U
Dibromochloromethane	µg/m^3	1.3 U	1.3 U
Dichlorodifluoromethane	µg/m^3	**3.4**	**3.1**
Ethyl acetate	µg/m^3	**1.6 J**	**2.3 J**
Ethylbenzene	µg/m^3	**0.75**	**1.1**
Heptane	µg/m^3	**4.7**	**5.7**
Hexachlorobutadiene	µg/m^3	R	R
Isopropyl alcohol	µg/m^3	**3,300 DJ**	**3,500 DJ**
m&p-Xylene	µg/m^3	**2.6**	**5.1**
Methyl tert-butyl ether	µg/m^3	0.55 U	0.55 U
Methylene Chloride	µg/m^3	**3,700 D**	**2,300 D**
n-Hexane	µg/m^3	**5.7 J**	**6.8 J**
o-Xylene	µg/m^3	**1.0**	**2.0**
Propylene	µg/m^3	0.26 U	0.26 U
Styrene	µg/m^3	**1.4**	**1.3**
Tetrachloroethene	µg/m^3	**0.69 J**	1.0 U
Tetrahydrofuran	µg/m^3	**6.2 J**	**4.6 J**
Toluene	µg/m^3	**5.9**	**6.8**
trans-1,2-Dichloroethene	µg/m^3	**2.2**	**1.8**
trans-1,3-Dichloropropene	µg/m^3	0.69 U	0.69 U
Trichloroethene	µg/m^3	**2.5**	**1.7**

ARCADIS

Table 2. Concentrations of Volatile Organic Compounds in Indoor Air Collected in January 2013 from the Main Building

Location ID: Date Collected: Area:	Units	IA-VMP-7 01/23/13 Between Kitting & Molding Storage DOC	IA-VMP-7A 01/23/13 Southwest Utica National
Trichlorofluoromethane	µg/m^3	**7.1**	**5.4**
Vinyl Acetate	µg/m^3	0.54 U	0.54 U
Vinyl Bromide	µg/m^3	0.67 U	0.67 U
Vinyl Chloride	µg/m^3	0.10 U	0.10 U

Notes:

Detected concentrations are in **bold font**.

µg/m^3 = Micrograms per cubic meter.

[1.0 U] = Duplicate results in brackets.

J = Analyte detected at or below quantitation limits and/or estimated value.

U = Not detected at the reporting limit.

R = Data rejected as part of validation.

D = Diluted concentration reported.

ARCADIS

Table 3. Summary of Constituents Detected in Sub-Slab Soil Gas and Indoor Air Collected from the Main Building

	Observed in Facility (2013) *	Sub-Slab Soil Gas (µg/m^3)					Indoor Air Data (µg/m^3)				
		FOD	%	Detected	Minimum Detect	Maximum Detect	FOD	%	Detected	Minimum Detect	Maximum Detect
1,1,1-Trichloroethane		1/15	7	Yes	25	25	0/15	0	No		
1,1,2,2-Tetrachloroethane		0/15	0	No			0/15	0	No		
1,1,2-trichloro-1,2,2-trifluoroethane		9/15	60	Yes	0.86	11	14/15	93	Yes	0.86	1.4
1,1,2-Trichloroethane		0/15	0	No			0/15	0	No		
1,1-Dichloroethane		1/15	7	Yes	0.91	0.91	0/15	0	No		
1,1-Dichloroethene		1/15	7	Yes	0.89	0.89	0/15	0	No		
1,2,4-Trichlorobenzene		0/9	0	No			0/1	0	No		
1,2,4-Trimethylbenzene		15/15	100	Yes	0.55	2.9	15/15	100	Yes	0.8	7.2
1,2-Dibromoethane		0/15	0	No			0/15	0	No		
1,2-Dichloro-1,1,2,2-tetrafluoroethane		0/15	0	No			0/15	0	No		
1,2-Dichlorobenzene		0/15	0	No			0/15	0	No		
1,2-Dichloroethane		0/15	0	No			0/15	0	No		
1,2-Dichloropropane		0/15	0	No			0/15	0	No		
1,3,5-Trimethylbenzene		10/15	67	Yes	0.5	1.2	9/15	60	Yes	0.5	1.5
1,3-Butadiene		5/15	33	No	0.34	0.34	0/15	0	No	0.34	0.34
1,3-Dichlorobenzene		0/15	0	No			0/15	0	No		
1,4-Dichlorobenzene		0/15	0	No			0/15	0	No		
1,4-Dioxane		10/10	100	No	1.1	1.1	0/1	0	No	1.1	1.1
2,2,4-Trimethylpentane		4/15	27	Yes	0.76	1.4	1/15	7	Yes	0.62	0.62
2-Butanone		15/15	100	Yes	0.84	4	15/15	100	Yes	0.6	3.6
2-Hexanone		0/10	0	No			0/1	0	No		
3-Chloropropene		0/15	0	No			0/15	0	No		
4-Ethyltoluene		8/15	53	Yes	0.55	1.2	5/15	33	Yes	0.5	1.4
4-Methyl-2-pentanone		2/10	40	Yes	0.54	1.8	1/1	100	Yes	0.54	0.54
Acetone	Yes	15/15	100	Yes	8.5	50	15/15	100	Yes	8.5	76
Benzene		15/15	100	Yes	0.84	7.5	15/15	100	Yes	0.91	2.4
Benzyl Chloride		0/15	0	No			0/15	0	No		
Bromodichloromethane		0/15	0	No			0/15	0	No		
Bromoform		0/15	0	No			0/15	0	No		
Bromomethane		0/15	0	No			0/15	0	No		
Carbon Disulfide		4/15	27	Yes	0.41	2.7	3/15	20	Yes	0.32	0.6
Carbon Tetrachloride		15/15	100	Yes	0.64	0.83	15/15	100	Yes	0.64	0.83
Chlorobenzene		0/15	0	No			0/15	0	No		
Chloroethane		0/15	0	No			0/15	0	No		
Chloroform		2/15	13	Yes	0.69	1.1	2/15	13	Yes	0.55	0.69
Chloromethane		15/15	100	Yes	0.76	1.6	15/15	100	Yes	1.2	1.5
cis-1,2-Dichloroethene		0/15	0	No			0/15	0	No		
cis-1,3-Dichloropropene		0/15	0	No			0/15	0	No		
Cyclohexane		0/15	0	No			0/15	0	No		
Dibromochloromethane		0/15	0	No			0/15	0	No		
Dichlorodifluoromethane		15/15	100	Yes	2.6	3.7	15/15	100	Yes	2.8	3.4
Ethyl acetate		11/15	73	Yes	0.4	6.2	12/15	80	Yes	0.37	2.9
Ethylbenzene	Yes	15/15	100	Yes	0.49	7	9/15	60	Yes	0.44	1.1
Heptane	Yes	15/15	100	Yes	0.46	7.6	15/15	100	Yes	0.54	7.5
Hexachlorobutadiene		0/10	0	No			0/1	0	No		
Isopropyl alcohol	Yes	15/15	100	Yes	37	4000	15/15	100	Yes	42	3800
m&p-Xylene	Yes	15/15	100	Yes	0.88	13	15/15	100	Yes	0.88	5.1
Methyl tert-butyl ether		0/15	0	No			0/15	0	No		
Methylene Chloride		15/15	100	Yes	25	4400	15/15	100	Yes	16	3700
n-Hexane	Yes	11/15	73	Yes	0.39	5.8	12/15	80	Yes	0.43	7.1
o-Xylene	Yes	13/15	87	Yes	0.49	4.8	13/15	87	Yes	0.44	2
Propylene		0/15	0	No			0/15	0	No		
Styrene		15/15	100	Yes	0.56	2.7	15/15	100	Yes	0.61	2.4
Tetrachloroethene		4/15	27	Yes	0.9	2.3	1/15	7	Yes	0.69	0.69
Tetrahydrofuran		14/15	93	Yes	0.45	28	12/15	80	Yes	0.45	36
Toluene		15/15	100	Yes	1.5	48	15/15	100	Yes	2.5	8
trans-1,2-Dichloroethene		14/15	93	Yes	0.6	62	14/15	93	Yes	0.89	68
trans-1,3-Dichloropropene		0/15	0	No			0/15	0	No		
Trichloroethene		7/15	47	Yes	0.33	26	15/15	100	Yes	0.22	2.5
Trichlorofluoromethane		15/15	100	Yes	2.7	44	15/15	100	Yes	3.2	70
Vinyl Acetate		0/15	0	No			1/15	7	Yes	1.8	1.8
Vinyl Bromide		0/15	0	No			0/15	0	No		
Vinyl Chloride		0/15	0	No			0/15	0	No		

Notes:

µg/m^3 = Micrograms per cubic meter.

FOD = Frequency of detection.

% = Detection percent.

* "Yes" entry identifies chemical observed in facility during building survey. Chemical identified on ConMed product inventory form where indicated.

ARCADIS

Table 4. Concentrations of Volatile Organic Compounds in Sub-Slab Soil Gas Collected from the Former Guard House

Location ID: Date Collected: Area:	Units	SG-GH-1 03/17/10 Guard House	SS-VMP-GS1 01/24/13 Guard House
1,1,1-Trichloroethane	µg/m^3	0.83 U	**1.3**
1,1,2,2-Tetrachloroethane	µg/m^3	1.0 U	1.0 U
1,1,2-trichloro-1,2,2-trifluoroethane	µg/m^3	1.2 U	**1.5**
1,1,2-Trichloroethane	µg/m^3	0.83 U	0.83 U
1,1-Dichloroethane	µg/m^3	0.62 U	0.62 U
1,1-Dichloroethene	µg/m^3	0.60 U	0.60 U
1,2,4-Trichlorobenzene	µg/m^3	1.1 U	1.1 U
1,2,4-Trimethylbenzene	µg/m^3	**0.75**	**3.5**
1,2-Dibromoethane	µg/m^3	1.2 U	1.2 U
1,2-Dichloro-1,1,2,2-tetrafluoroethane	µg/m^3	1.1 U	1.1 U
1,2-Dichlorobenzene	µg/m^3	0.92 U	0.92 U
1,2-Dichloroethane	µg/m^3	0.62 U	0.62 U
1,2-Dichloropropane	µg/m^3	0.70 U	0.70 U
1,3,5-Trimethylbenzene	µg/m^3	0.75 U	**1.3**
1,3-Butadiene	µg/m^3	0.34 U	0.34 U
1,3-Dichlorobenzene	µg/m^3	0.92 U	0.92 U
1,4-Dichlorobenzene	µg/m^3	0.92 U	0.92 U
1,4-Dioxane	µg/m^3	1.1 U	1.1 J
2,2,4-Trimethylpentane	µg/m^3	0.71 U	0.71 U
2-Butanone	µg/m^3	**0.81 J**	**2.1 J**
2-Hexanone	µg/m^3	1.2 UJ	1.2 U
3-Chloropropene	µg/m^3	0.48 U	0.48 U
4-Ethyltoluene	µg/m^3	0.75 U	**0.75**
4-Methyl-2-pentanone	µg/m^3	1.2 UJ	**1.5**
Acetone	µg/m^3	**12**	**64 D**
Benzene	µg/m^3	**0.75**	**1.6**
Benzyl Chloride	µg/m^3	0.88 U	0.88 U
Bromodichloromethane	µg/m^3	1.0 U	1.0 U
Bromoform	µg/m^3	1.6 U	1.6 U
Bromomethane	µg/m^3	0.59 U	0.59 U
Carbon Disulfide	µg/m^3	0.47 U	**3.0**
Carbon Tetrachloride	µg/m^3	0.96 U	0.96 U
Chlorobenzene	µg/m^3	0.70 U	0.70 U
Chloroethane	µg/m^3	0.40 U	0.40 U
Chloroform	µg/m^3	0.74 U	0.74 U
Chloromethane	µg/m^3	**0.69**	**0.55**
cis-1,2-Dichloroethene	µg/m^3	0.60 U	0.60 U
cis-1,3-Dichloropropene	µg/m^3	0.69 U	0.69 U
Cyclohexane	µg/m^3	**4.1**	0.52 U
Dibromochloromethane	µg/m^3	1.3 UJ	1.3 U
Dichlorodifluoromethane	µg/m^3	**2.4**	**2.8**
Ethyl acetate	µg/m^3	0.92 U	**0.44 J**
Ethylbenzene	µg/m^3	0.66 U	**0.88**
Heptane	µg/m^3	**0.46 J**	**0.83**
Hexachlorobutadiene	µg/m^3	1.6 U	1.6 U
Isopropyl alcohol	µg/m^3	**18**	**39 DJ**
m&p-Xylene	µg/m^3	**0.79 J**	**2.4**
Methyl tert-butyl ether	µg/m^3	0.55 U	0.55 U
Methylene Chloride	µg/m^3	**0.56**	**27 D**
n-Hexane	µg/m^3	0.54 U	**1.9 J**
o-Xylene	µg/m^3	0.66 U	**1.1**
Propylene	µg/m^3	0.26 U	0.26 U
Styrene	µg/m^3	0.65 U	**0.48 J**

ARCADIS

Table 4. Concentrations of Volatile Organic Compounds in Sub-Slab Soil Gas Collected from the Former Guard House

Location ID: Date Collected: Area:	Units	SG-GH-1 03/17/10 Guard House	SS-VMP-GS1 01/24/13 Guard House
Tetrachloroethene	µg/m^3	**1.9 J**	1.0 U
Tetrahydrofuran	µg/m^3	0.45 U	**0.54**
Toluene	µg/m^3	**1.6**	**3.5**
trans-1,2-Dichloroethene	µg/m^3	0.60 U	**0.69 J**
trans-1,3-Dichloropropene	µg/m^3	0.69 U	0.69 U
Trichloroethene	µg/m^3	**0.87**	0.82 U
Trichlorofluoromethane	µg/m^3	**1.7**	**4.3**
Vinyl Acetate	µg/m^3	0.54 U	0.54 U
Vinyl Bromide	µg/m^3	0.67 U	0.67 U
Vinyl Chloride	µg/m^3	0.39 U	0.39 U

Notes:

Detected concentrations are in **bold font**.

µg/m^3 = Micrograms per cubic meter.

[1.0 U] = Duplicate results in brackets.

J = Analyte detected at or below quantitation limits and/or estimated value.

U = Not detected at the reporting limit.

ARCADIS

Table 5. Concentrations of Volatile Organic Compounds in Indoor Air Collected from the Former Guard House

Location ID: Date Collected: Area:	Units	Indoor Air 03/17/10 Guard House	IA-VMP-GS1 01/24/13 Guard House
1,1,1-Trichloroethane	µg/m^3	0.83 U	0.83 U
1,1,2,2-Tetrachloroethane	µg/m^3	1.0 U	1.0 U
1,1,2-trichloro-1,2,2-trifluoroethane	µg/m^3	1.2 U	**0.86 J**
1,1,2-Trichloroethane	µg/m^3	0.83 U	0.83 U
1,1-Dichloroethane	µg/m^3	0.62 U	0.62 U
1,1-Dichloroethene	µg/m^3	0.60 U	0.60 U
1,2,4-Trichlorobenzene	µg/m^3	1.1 U	R
1,2,4-Trimethylbenzene	µg/m^3	**1.2**	**0.65 J**
1,2-Dibromoethane	µg/m^3	1.2 U	1.2 U
1,2-Dichloro-1,1,2,2-tetrafluoroethane	µg/m^3	1.1 U	1.1 U
1,2-Dichlorobenzene	µg/m^3	0.92 U	0.92 U
1,2-Dichloroethane	µg/m^3	0.62 U	0.62 U
1,2-Dichloropropane	µg/m^3	0.70 U	0.70 U
1,3,5-Trimethylbenzene	µg/m^3	**1.9**	0.75 UJ
1,3-Butadiene	µg/m^3	0.34 U	0.34 UJ
1,3-Dichlorobenzene	µg/m^3	0.92 U	0.92 U
1,4-Dichlorobenzene	µg/m^3	0.92 U	0.92 U
1,4-Dioxane	µg/m^3	1.1 U	R
2,2,4-Trimethylpentane	µg/m^3	0.71 U	0.71 U
2-Butanone	µg/m^3	0.90 U	**0.75 J**
2-Hexanone	µg/m^3	1.2 UJ	R
3-Chloropropene	µg/m^3	0.48 U	0.48 U
4-Ethyltoluene	µg/m^3	**0.50 J**	0.75 UJ
4-Methyl-2-pentanone	µg/m^3	1.2 UJ	R
Acetone	µg/m^3	**31**	**21 DJ**
Benzene	µg/m^3	**0.58**	**1.6**
Benzyl Chloride	µg/m^3	0.88 U	0.88 U
Bromodichloromethane	µg/m^3	1.0 U	1.0 U
Bromoform	µg/m^3	1.6 U	1.6 U
Bromomethane	µg/m^3	0.59 U	0.59 U
Carbon Disulfide	µg/m^3	0.47 U	0.47 U
Carbon Tetrachloride	µg/m^3	**0.70**	**0.83 J**
Chlorobenzene	µg/m^3	0.70 U	0.70 U
Chloroethane	µg/m^3	0.40 U	0.40 U
Chloroform	µg/m^3	**0.79**	0.74 U
Chloromethane	µg/m^3	0.31 U	**1.2 J**
cis-1,2-Dichloroethene	µg/m^3	**2.3**	0.60 U
cis-1,3-Dichloropropene	µg/m^3	0.69 U	0.69 U
Cyclohexane	µg/m^3	**1.1**	0.52 U
Dibromochloromethane	µg/m^3	1.3 UJ	1.3 U
Dichlorodifluoromethane	µg/m^3	0.75 U	**3.1**
Ethyl acetate	µg/m^3	0.92 U	0.92 UJ
Ethylbenzene	µg/m^3	0.66 U	0.66 U
Heptane	µg/m^3	0.62 U	**0.46 J**
Hexachlorobutadiene	µg/m^3	1.6 U	R
Isopropyl alcohol	µg/m^3	0.37 U	**81 DJ**
m&p-Xylene	µg/m^3	**0.66 J**	**0.66 J**
Methyl tert-butyl ether	µg/m^3	0.55 U	0.55 U
Methylene Chloride	µg/m^3	**1.6**	**7.0**
n-Hexane	µg/m^3	0.54 U	0.54 UJ
o-Xylene	µg/m^3	0.66 U	0.66 U
Propylene	µg/m^3	0.26 U	0.26 U
Styrene	µg/m^3	0.65 U	0.65 U
Tetrachloroethene	µg/m^3	**1.6 J**	1.0 U
Tetrahydrofuran	µg/m^3	0.45 U	0.45 UJ
Toluene	µg/m^3	**1.6**	**2.3**

ARCADIS

Table 5. Concentrations of Volatile Organic Compounds in Indoor Air Collected from the Former Guard House

Location ID: Date Collected: Area:	Units	Indoor Air 03/17/10 Guard House	IA-VMP-GS1 01/24/13 Guard House
trans-1,2-Dichloroethene	µg/m^3	0.60 U	0.60 U
trans-1,3-Dichloropropene	µg/m^3	0.69 U	0.69 U
Trichloroethene	µg/m^3	**9.9**	**0.55**
Trichlorofluoromethane	µg/m^3	**1.7**	**1.9**
Vinyl Acetate	µg/m^3	0.54 U	0.54 U
Vinyl Bromide	µg/m^3	0.67 U	0.67 U
Vinyl Chloride	µg/m^3	0.10 U	0.10 U

Notes:

Detected concentrations are in **bold font**.

µg/m^3 = Micrograms per cubic meter.

[1.0 U] = Duplicate results in brackets.

J = Analyte detected at or below quantitation limits and/or estimated value.

U = Not detected at the reporting limit.

ARCADIS

Table 6. Matrix Evaluation of VI Data January 2013

Location ID: Sample Type: Date Collected:	Units	VMP-1B Sub-slab Soil Vapor 01/24/13	VMP-1B Indoor Air 01/24/13	Matrix Output
1,1,1-Trichloroethane	ug/m3	0.83 U	0.83 U	No further action
1,1-Dichloroethene	ug/m3	0.60 U	0.60 U	No further action
Carbon Tetrachloride	ug/m3	0.70 J	0.77	Background [a]
cis-1,2-Dichloroethene	ug/m3	0.60 U	0.60 U	No further action
Tetrachloroethene	ug/m3	1.0 U	1.0 U	No further action
Trichloroethene	ug/m3	0.82 U	0.22	Background [a]
Vinyl Chloride	ug/m3	0.39 U	0.10 U	No further action

Location ID: Sample Type: Date Collected:	Units	VMP-2B Sub-slab Soil Vapor 01/24/13	VMP-2B Indoor Air 01/24/13	Matrix Output
1,1,1-Trichloroethane	ug/m3	0.83 U	0.83 U	No further action
1,1-Dichloroethene	ug/m3	0.60 U	0.60 U	No further action
Carbon Tetrachloride	ug/m3	0.70	0.70	Background [a]
cis-1,2-Dichloroethene	ug/m3	0.60 U	0.60 U	No further action
Tetrachloroethene	ug/m3	1.0 U	1.0 U	No further action
Trichloroethene	ug/m3	0.33	0.38	Background [a]
Vinyl Chloride	ug/m3	0.10 U	0.10 U	No further action

Location ID: Sample Type: Date Collected:	Units	VMP-2C Sub-slab Soil Vapor 01/24/13	VMP-2C Indoor Air 01/24/13	Matrix Output
1,1,1-Trichloroethane	ug/m3	0.83 U	0.83 U	No further action
1,1-Dichloroethene	ug/m3	0.60 U	0.60 U	No further action
Carbon Tetrachloride	ug/m3	0.64 J	0.83	Background [a]
cis-1,2-Dichloroethene	ug/m3	0.60 U	0.60 U	No further action
Tetrachloroethene	ug/m3	1.0 U	1.0 U	No further action
Trichloroethene	ug/m3	0.82 U	0.33	Background [a]
Vinyl Chloride	ug/m3	0.39 U	0.10 U	No further action

Location ID: Sample Type: Date Collected:	Units	VMP-3A Sub-slab Soil Vapor 01/23/13	VMP-3A Indoor Air 01/23/13	Matrix Output
1,1,1-Trichloroethane	ug/m3	0.83 U	0.83 U	No further action
1,1-Dichloroethene	ug/m3	0.60 U	0.60 U	No further action
Carbon Tetrachloride	ug/m3	0.70 J	0.64	Background [a]
cis-1,2-Dichloroethene	ug/m3	0.60 U	0.60 U	No further action
Tetrachloroethene	ug/m3	1.0 U	1.0 U	No further action
Trichloroethene	ug/m3	1.7	1.8	Background [a]
Vinyl Chloride	ug/m3	0.39 U	0.10 U	No further action

Location ID: Sample Type: Date Collected:	Units	VMP-3B Sub-slab Soil Vapor 01/24/13	VMP-3B Indoor Air 01/24/13	Matrix Output
1,1,1-Trichloroethane	ug/m3	0.83 U	0.83 U [0.83 U]	No further action
1,1-Dichloroethene	ug/m3	0.60 U	0.60 U [0.60 U]	No further action
Carbon Tetrachloride	ug/m3	0.77 J	0.77 [0.77]	Background [a]
cis-1,2-Dichloroethene	ug/m3	0.60 U	0.60 U [0.60 U]	No further action
Tetrachloroethene	ug/m3	1.0 U	1.0 U [1.0 U]	No further action
Trichloroethene	ug/m3	0.82 U	0.27 [0.27]	Background [a]
Vinyl Chloride	ug/m3	0.39 U	0.10 U [0.10 U]	No further action

ARCADIS

Table 6. Matrix Evaluation of VI Data January 2013

Location ID: Sample Type: Date Collected:	Units	VMP-3D Sub-slab Soil Vapor 01/24/13	VMP-3D Indoor Air 01/24/13	Matrix Output
1,1,1-Trichloroethane	ug/m3	0.83 U	0.83 U	No further action
1,1-Dichloroethene	ug/m3	0.60 U	0.60 U	No further action
Carbon Tetrachloride	ug/m3	0.83 J	0.77	Background [a]
cis-1,2-Dichloroethene	ug/m3	0.60 U	0.60 U	No further action
Tetrachloroethene	ug/m3	1.0 U	1.0 U	No further action
Trichloroethene	ug/m3	0.82 U	0.27	Background [a]
Vinyl Chloride	ug/m3	0.39 U	0.10 U	No further action

Location ID: Sample Type: Date Collected:	Units	VMP-3E Sub-slab Soil Vapor 01/24/13	VMP-3E Indoor Air 01/24/13	Matrix Output
1,1,1-Trichloroethane	ug/m3	0.83 U	0.83 U	No further action
1,1-Dichloroethene	ug/m3	0.60 U	0.60 U	No further action
Carbon Tetrachloride	ug/m3	0.64 J	0.77	Background [a]
cis-1,2-Dichloroethene	ug/m3	0.60 U	0.60 U	No further action
Tetrachloroethene	ug/m3	1.0 U	1.0 U	No further action
Trichloroethene	ug/m3	0.82 U	0.27	Background [a]
Vinyl Chloride	ug/m3	0.39 U	0.10 U	No further action

Location ID: Sample Type: Date Collected:	Units	VMP-4 Sub-slab Soil Vapor 01/24/13	VMP-4 Indoor Air 01/24/13	Matrix Output
1,1,1-Trichloroethane	ug/m3	0.83 U	0.83 U	No further action
1,1-Dichloroethene	ug/m3	0.60 U	0.60 U	No further action
Carbon Tetrachloride	ug/m3	0.64 J	0.77	Background [a]
cis-1,2-Dichloroethene	ug/m3	0.60 U	0.60 U	No further action
Tetrachloroethene	ug/m3	1.0 U	1.0 U	No further action
Trichloroethene	ug/m3	0.82 U	1.1	Background [a]
Vinyl Chloride	ug/m3	0.39 U	0.10 U	No further action

Location ID: Sample Type: Date Collected:	Units	VMP-5A Sub-slab Soil Vapor 01/23/13	VMP-5A Indoor Air 01/23/13	Matrix Output
1,1,1-Trichloroethane	ug/m3	0.83 U	0.83 U	No further action
1,1-Dichloroethene	ug/m3	0.60 U	0.60 U	No further action
Carbon Tetrachloride	ug/m3	0.77 J	0.70	Background [a]
cis-1,2-Dichloroethene	ug/m3	0.60 U	0.60 U	No further action
Tetrachloroethene	ug/m3	1.0 U	1.0 U	No further action
Trichloroethene	ug/m3	1.6	2.5	Background [a]
Vinyl Chloride	ug/m3	0.39 U	0.10 U	No further action

Location ID: Sample Type: Date Collected:	Units	VMP-5B Sub-slab Soil Vapor 01/23/13	VMP-5B Indoor Air 01/23/13	Matrix Output
1,1,1-Trichloroethane	ug/m3	0.83 U	0.83 U	No further action
1,1-Dichloroethene	ug/m3	0.60 U	0.60 U	No further action
Carbon Tetrachloride	ug/m3	0.70 J	0.70	Background [a]
cis-1,2-Dichloroethene	ug/m3	0.60 U	0.60 U	No further action
Tetrachloroethene	ug/m3	0.97 J	1.0 U	No further action
Trichloroethene	ug/m3	1.5	1.9	Background [a]
Vinyl Chloride	ug/m3	0.39 U	0.10 U	No further action

ARCADIS

Table 6. Matrix Evaluation of VI Data January 2013

Location ID: Sample Type: Date Collected:	Units	VMP-6 Sub-slab Soil Vapor 01/24/13	VMP-6 Indoor Air 01/24/13	Matrix Output
1,1,1-Trichloroethane	ug/m3	0.83 U [0.83 U]	0.83 U	No further action
1,1-Dichloroethene	ug/m3	0.60 U [0.60 U]	0.60 U	No further action
Carbon Tetrachloride	ug/m3	0.64 J [0.64 J]	0.70	Background [a]
cis-1,2-Dichloroethene	ug/m3	0.60 U [0.60 U]	0.60 U	No further action
Tetrachloroethene	ug/m3	1.0 U [1.0 U]	1.0 U	No further action
Trichloroethene	ug/m3	0.82 U [0.82 U]	0.22	No further action
Vinyl Chloride	ug/m3	0.39 U [0.39 U]	0.10 U	No further action

Location ID: Sample Type: Date Collected:	Units	VMP-6A Sub-slab Soil Vapor 01/23/13	VMP-6A Indoor Air 01/23/13	Matrix Output
1,1,1-Trichloroethane	ug/m3	0.83 U	0.83 U	No further action
1,1-Dichloroethene	ug/m3	0.60 U	0.60 U	No further action
Carbon Tetrachloride	ug/m3	0.70 J	0.70	Background [a]
cis-1,2-Dichloroethene	ug/m3	0.60 U	0.60 U	No further action
Tetrachloroethene	ug/m3	0.97 J	1.0 U	No further action
Trichloroethene	ug/m3	1.2	1.6	Background [a]
Vinyl Chloride	ug/m3	0.39 U	0.10 U	No further action

Location ID: Sample Type: Date Collected:	Units	VMP-6B Sub-slab Soil Vapor 01/24/13	VMP-6B Indoor Air 01/24/13	Matrix Output
1,1,1-Trichloroethane	ug/m3	0.83 U	0.83 U	No further action
1,1-Dichloroethene	ug/m3	0.60 U	0.60 U	No further action
Carbon Tetrachloride	ug/m3	0.64 J	0.64	Background [a]
cis-1,2-Dichloroethene	ug/m3	0.60 U	0.60 U	No further action
Tetrachloroethene	ug/m3	1.0 U	1.0 U	No further action
Trichloroethene	ug/m3	0.82 U	0.22	Background [a]
Vinyl Chloride	ug/m3	0.39 U	0.10 U	No further action

Location ID: Sample Type: Date Collected:	Units	VMP-7 Sub-slab Soil Vapor 01/23/13	VMP-7 Indoor Air 01/23/13	Matrix Output
1,1,1-Trichloroethane	ug/m3	0.83 U	0.83 U	No further action
1,1-Dichloroethene	ug/m3	0.60 U	0.60 U	No further action
Carbon Tetrachloride	ug/m3	0.70 J	0.70	Background [a]
cis-1,2-Dichloroethene	ug/m3	0.60 U	0.60 U	No further action
Tetrachloroethene	ug/m3	0.90 J	0.69 J	No further action
Trichloroethene	ug/m3	1.2	2.5	Background [a]
Vinyl Chloride	ug/m3	0.39 U	0.10 U	No further action

Location ID: Sample Type: Date Collected:	Units	VMP-7A Sub-slab Soil Vapor 01/23/13	VMP-7A Indoor Air 01/23/13	Matrix Output
1,1,1-Trichloroethane	ug/m3	25 D	0.83 U	No further action
1,1-Dichloroethene	ug/m3	0.89	0.60 U	No further action
Carbon Tetrachloride	ug/m3	0.70 J	0.70	Background [a]
cis-1,2-Dichloroethene	ug/m3	0.60 U	0.60 U	No further action
Tetrachloroethene	ug/m3	2.3	1.0 U	No further action
Trichloroethene	ug/m3	26	1.7	Monitor
Vinyl Chloride	ug/m3	0.39 U	0.10 U	No further action

ARCADIS

Table 6. Matrix Evaluation of VI Data January 2013

Location ID: Sample Type: Date Collected:	Units	VMP-GS1 Sub-slab Soil Vapor 01/24/13	VMP-GS1 Indoor Air 01/24/13	Matrix Output
1,1,1-Trichloroethane	ug/m3	1.3	0.83 U	No further action
1,1-Dichloroethene	ug/m3	0.60 U	0.60 U	No further action
Carbon Tetrachloride	ug/m3	0.96 U	0.83	Background [a]
cis-1,2-Dichloroethene	ug/m3	0.60 U	0.60 U	No further action
Tetrachloroethene	ug/m3	1.0 U	1.0 U	No further action
Trichloroethene	ug/m3	0.82 U	0.55	Background [a]
Vinyl Chloride	ug/m3	0.39 U	0.10 U	No further action

Notes:

[a] Take reasonable and practical actions to identify source(s) and reduce exposures.

$\mu g/m^3$ = Micrograms per cubic meter.

J = Analyte detected at or below quantitation limits and/or estimated value.

U = Not detected at the reporting limit.

[1.0 U] = Duplicate results in brackets.

ARCADIS

Table 7. Comparison of 2009, 2010, 2011, 2012, and 2013 Actions Using NYSDOH Matrices

Constituent	VMP-1A				
	2009 Sampling Matrix Result	2010 Sampling Matrix Result	2011 Sampling Matrix Result	2012 Sampling Matrix Result	2013 Sampling Matrix Result
1,1,1-Trichloroethane	No Further Action	No Further Action	Did not sample this location in 2011	Did not sample this location in 2012	Did not sample this location in 2013
1,1-Dichloroethene	No Further Action	No Further Action			
Carbon Tetrachloride	Background [a]	No Further Action			
cis-1,2-Dichloroethene	No Further Action	No Further Action			
Tetrachloroethene	No Further Action	No Further Action			
Trichloroethene	Monitor	Background [a]			
Vinyl Chloride	No Further Action	No Further Action			

Constituent	VMP-1B				
	2009 Sampling Matrix Result	2010 Sampling Matrix Result	2011 Sampling Matrix Result	2012 Sampling Matrix Result	2013 Sampling Matrix Result
1,1,1-Trichloroethane	No Further Action	No Further Action	No further action	No further action	No further action
1,1-Dichloroethene	No Further Action	No Further Action	No further action	No further action	No further action
Carbon Tetrachloride	Background [a]	Background [a]	Background [a]	Background [a]	Background [a]
cis-1,2-Dichloroethene	No Further Action	No Further Action	No further action	No further action	No further action
Tetrachloroethene	No Further Action	No Further Action	No further action	No further action	No further action
Trichloroethene	Monitor	Background [a]	Background [a]	No further action	Background [a]
Vinyl Chloride	No Further Action	No Further Action	No further action	No further action	No further action

Constituent	VMP-1C				
	2009 Sampling Matrix Result	2010 Sampling Matrix Result	2011 Sampling Matrix Result	2012 Sampling Matrix Result	2013 Sampling Matrix Result
1,1,1-Trichloroethane	No Further Action	No Further Action	Did not sample this location in 2011	Did not sample this location in 2012	Did not sample this location in 2013
1,1-Dichloroethene	No Further Action	No Further Action			
Carbon Tetrachloride	Background [a]	Background [a]			
cis-1,2-Dichloroethene	No Further Action	No Further Action			
Tetrachloroethene	No Further Action	No Further Action			
Trichloroethene	Background [a]	Background [a]			
Vinyl Chloride	No Further Action	No Further Action			

Constituent	VMP-2A				
	2009 Sampling Matrix Result	2010 Sampling Matrix Result	2011 Sampling Matrix Result	2012 Sampling Matrix Result	2013 Sampling Matrix Result
1,1,1-Trichloroethane	No Further Action	No Further Action	Did not sample this location in 2011	Did not sample this location in 2012	Did not sample this location in 2013
1,1-Dichloroethene	No Further Action	No Further Action			
Carbon Tetrachloride	Background [a]	Background [a]			
cis-1,2-Dichloroethene	No Further Action	No Further Action			
Tetrachloroethene	No Further Action	No Further Action			
Trichloroethene	Background [a]	Background [a]			
Vinyl Chloride	No Further Action	No Further Action			

Constituent	VMP-2B				
	2009 Sampling Matrix Result	2010 Sampling Matrix Result	2011 Sampling Matrix Result	2012 Sampling Matrix Result	2013 Sampling Matrix Result
1,1,1-Trichloroethane	No Further Action	No Further Action	No further action	No further action	No further action
1,1-Dichloroethene	No Further Action	No Further Action	No further action	No further action	No further action
Carbon Tetrachloride	Background [a]	Background [a]	Background [a]	Background [a]	Background [a]
cis-1,2-Dichloroethene	No Further Action	No Further Action	No further action	No further action	No further action
Tetrachloroethene	No Further Action	No Further Action	No further action	No further action	No further action
Trichloroethene	Background [a]	Background [a]	Monitor	No further action	Background [a]
Vinyl Chloride	No Further Action	No Further Action	No further action	No further action	No further action

ARCADIS

Table 7. Comparison of 2009, 2010, 2011, 2012, and 2013 Actions Using NYSDOH Matrices

Constituent	VMP-2C				
	2009 Sampling Matrix Result	2010 Sampling Matrix Result	2011 Sampling Matrix Result	2012 Sampling Matrix Result	2013 Sampling Matrix Result
1,1,1-Trichloroethane	No Further Action	No Further Action	No further action	No further action	No further action
1,1-Dichloroethene	No Further Action	No Further Action	No further action	No further action	No further action
Carbon Tetrachloride	Background [a]	Background [a]	Background [a]	Background [a]	Background [a]
cis-1,2-Dichloroethene	No Further Action	No Further Action	No further action	No further action	No further action
Tetrachloroethene	No Further Action	No Further Action	No further action	No further action	No further action
Trichloroethene	Background [a]	Background [a]	Background [a]	No further action	Background [a]
Vinyl Chloride	No Further Action	No Further Action	No further action	No further action	No further action

Constituent	VMP-3A				
	2009 Sampling Matrix Result	2010 Sampling Matrix Result	2011 Sampling Matrix Result	2012 Sampling Matrix Result	2013 Sampling Matrix Result
1,1,1-Trichloroethane	Monitor	No Further Action	No further action	No further action	No further action
1,1-Dichloroethene	No Further Action	No Further Action	No further action	No further action	No further action
Carbon Tetrachloride	Background [a]	Background [a]	Background [a]	Background [a]	Background [a]
cis-1,2-Dichloroethene	No Further Action	No Further Action	No further action	No further action	No further action
Tetrachloroethene	No Further Action	No Further Action	No further action	No further action	No further action
Trichloroethene	Mitigate	Mitigate	Background [a]	No further action	Background [a]
Vinyl Chloride	No Further Action	No Further Action	No further action	No further action	No further action

Constituent	VMP-3B				
	2009 Sampling Matrix Result	2010 Sampling Matrix Result	2011 Sampling Matrix Result	2012 Sampling Matrix Result	2013 Sampling Matrix Result
1,1,1-Trichloroethane	No Further Action	No Further Action	No further action	No further action	No further action
1,1-Dichloroethene	No Further Action	No Further Action	No further action	No further action	No further action
Carbon Tetrachloride	Background [a]	Background [a]	Background [a]	Background [a]	Background [a]
cis-1,2-Dichloroethene	No Further Action	No Further Action	No further action	No further action	No further action
Tetrachloroethene	No Further Action	No Further Action	No further action	No further action	No further action
Trichloroethene	Background [a]	Background [a]	Background [a]	Background [a]	Background [a]
Vinyl Chloride	No Further Action	No Further Action	No further action	No further action	No further action

Constituent	VMP-3C				
	2009 Sampling Matrix Result	2010 Sampling Matrix Result	2011 Sampling Matrix Result	2012 Sampling Matrix Result	2013 Sampling Matrix Result
1,1,1-Trichloroethane	No Further Action	No Further Action	Did not sample this location in 2011	Did not sample this location in 2012	Did not sample this location in 2013
1,1-Dichloroethene	No Further Action	No Further Action			
Carbon Tetrachloride	Background [a]	Background [a]			
cis-1,2-Dichloroethene	No Further Action	No Further Action			
Tetrachloroethene	No Further Action	No Further Action			
Trichloroethene	Background [a]	Background [a]			
Vinyl Chloride	No Further Action	No Further Action			

Constituent	VMP-3D				
	2009 Sampling Matrix Result	2010 Sampling Matrix Result	2011 Sampling Matrix Result	2012 Sampling Matrix Result	2013 Sampling Matrix Result
1,1,1-Trichloroethane	No Further Action	No Further Action	No further action	No further action	No further action
1,1-Dichloroethene	No Further Action	No Further Action	No further action	No further action	No further action
Carbon Tetrachloride	Background [a]	Background [a]	Background [a]	Background [a]	Background [a]
cis-1,2-Dichloroethene	No Further Action	No Further Action	No further action	No further action	No further action
Tetrachloroethene	No Further Action	No Further Action	No further action	No further action	No further action
Trichloroethene	Background [a]	Background [a]	Background [a]	Background [a]	Background [a]
Vinyl Chloride	No Further Action	Background [a]	No further action	No further action	No further action

ARCADIS

Table 7. Comparison of 2009, 2010, 2011, 2012, and 2013 Actions Using NYSDOH Matrices

Constituent	VMP-3E				
	2009 Sampling Matrix Result	2010 Sampling Matrix Result	2011 Sampling Matrix Result	2012 Sampling Matrix Result	2013 Sampling Matrix Result
1,1,1-Trichloroethane	No Further Action	No Further Action	No further action	No further action	No further action
1,1-Dichloroethene	No Further Action	No Further Action	No further action	No further action	No further action
Carbon Tetrachloride	Background [a]	Background [a]	Background [a]	Background [a]	Background [a]
cis-1,2-Dichloroethene	No Further Action	No Further Action	No further action	No further action	No further action
Tetrachloroethene	No Further Action	No Further Action	No further action	No further action	No further action
Trichloroethene	Background [a]	Background [a]	Background [a]	Background [a]	Background [a]
Vinyl Chloride	No Further Action	No Further Action	No further action	No further action	No further action

Constituent	VMP-4				
	2009 Sampling Matrix Result	2010 Sampling Matrix Result	2011 Sampling Matrix Result	2012 Sampling Matrix Result	2013 Sampling Matrix Result
1,1,1-Trichloroethane	No Further Action	No Further Action	No Further Action	No Further Action	No further action
1,1-Dichloroethene	No Further Action	No Further Action	No Further Action	No Further Action	No further action
Carbon Tetrachloride	Background [a]	Background [a]	Background [a]	Background [a]	Background [a]
cis-1,2-Dichloroethene	No Further Action	No Further Action	No Further Action	No Further Action	No further action
Tetrachloroethene	No Further Action	No Further Action	No Further Action	No Further Action	No further action
Trichloroethene	Background [a]	Background [a]	Background [a]	No Further Action	Background [a]
Vinyl Chloride	No Further Action	No Further Action	No Further Action	No Further Action	No further action

Constituent	VMP-5A				
	2009 Sampling Matrix Result	2010 Sampling Matrix Result	2011 Sampling Matrix Result	2012 Sampling Matrix Result	2013 Sampling Matrix Result
1,1,1-Trichloroethane	Did not sample this location in 2009	Did not sample this location in 2010	No Further Action	No Further Action	No further action
1,1-Dichloroethene			No Further Action	No Further Action	No further action
Carbon Tetrachloride			Background [a]	Background [a]	Background [a]
cis-1,2-Dichloroethene			No Further Action	No Further Action	No further action
Tetrachloroethene			No Further Action	No Further Action	No further action
Trichloroethene			Background [a]	No Further Action	Background [a]
Vinyl Chloride			No Further Action	No Further Action	No further action

Constituent	VMP-5B				
	2009 Sampling Matrix Result	2010 Sampling Matrix Result	2011 Sampling Matrix Result	2012 Sampling Matrix Result	2013 Sampling Matrix Result
1,1,1-Trichloroethane	Did not sample this location in 2009	Did not sample this location in 2010	No Further Action	No Further Action	No further action
1,1-Dichloroethene			No Further Action	No Further Action	No further action
Carbon Tetrachloride			Background [a]	Background [a]	Background [a]
cis-1,2-Dichloroethene			No Further Action	No Further Action	No further action
Tetrachloroethene			No Further Action	No Further Action	No further action
Trichloroethene			Background [a]	Background [a]	Background [a]
Vinyl Chloride			No Further Action	No Further Action	No further action

Constituent	VMP-6				
	2009 Sampling Matrix Result	2010 Sampling Matrix Result	2011 Sampling Matrix Result	2012 Sampling Matrix Result	2013 Sampling Matrix Result
1,1,1-Trichloroethane	Did not sample this location in 2009	Did not sample this location in 2010	No Further Action	No Further Action	No further action
1,1-Dichloroethene			No Further Action	No Further Action	No further action
Carbon Tetrachloride			Background [a]	Background [a]	Background [a]
cis-1,2-Dichloroethene			No Further Action	No Further Action	No further action
Tetrachloroethene			No Further Action	No Further Action	No further action
Trichloroethene			Background [a]	Background [a]	No further action
Vinyl Chloride			No Further Action	No Further Action	No further action

ARCADIS

Table 7. Comparison of 2009, 2010, 2011, 2012, and 2013 Actions Using NYSDOH Matrices

Constituent	VMP-6A				
	2009 Sampling Matrix Result	2010 Sampling Matrix Result	2011 Sampling Matrix Result	2012 Sampling Matrix Result	2013 Sampling Matrix Result
1,1,1-Trichloroethane	Did not sample this location in 2009	Did not sample this location in 2010	No Further Action	No Further Action	No further action
1,1-Dichloroethene			No Further Action	No Further Action	No further action
Carbon Tetrachloride			Background [a]	Background [a]	Background [a]
cis-1,2-Dichloroethene			No Further Action	No Further Action	No further action
Tetrachloroethene			No Further Action	No Further Action	No further action
Trichloroethene			Background [a]	Monitor / Mitigate	Background [a]
Vinyl Chloride			No Further Action	No Further Action	No further action

Constituent	VMP-6B				
	2009 Sampling Matrix Result	2010 Sampling Matrix Result	2011 Sampling Matrix Result	2012 Sampling Matrix Result	2013 Sampling Matrix Result
1,1,1-Trichloroethane	Did not sample this location in 2009	Did not sample this location in 2010	Did not sample this location in 2011	Did not sample this location in 2012	No further action
1,1-Dichloroethene					No further action
Carbon Tetrachloride					Background [a]
cis-1,2-Dichloroethene					No further action
Tetrachloroethene					No further action
Trichloroethene					Background [a]
Vinyl Chloride					No further action

Constituent	VMP-7				
	2009 Sampling Matrix Result	2010 Sampling Matrix Result	2011 Sampling Matrix Result	2012 Sampling Matrix Result	2013 Sampling Matrix Result
1,1,1-Trichloroethane	Did not sample this location in 2009	Did not sample this location in 2010	No Further Action	No Further Action	No further action
1,1-Dichloroethene			No Further Action	No Further Action	No further action
Carbon Tetrachloride			Background [a]	Background [a]	Background [a]
cis-1,2-Dichloroethene			No Further Action	No Further Action	No further action
Tetrachloroethene			No Further Action	No Further Action	No further action
Trichloroethene			Background [a]	No Further Action	Background [a]
Vinyl Chloride			No Further Action	No Further Action	No further action

Constituent	VMP-7A				
	2009 Sampling Matrix Result	2010 Sampling Matrix Result	2011 Sampling Matrix Result	2012 Sampling Matrix Result	2013 Sampling Matrix Result
1,1,1-Trichloroethane	Did not sample this location in 2009	Did not sample this location in 2010	No Further Action	No Further Action	No further action
1,1-Dichloroethene			No Further Action	No Further Action	No further action
Carbon Tetrachloride			Background [a]	No Further Action	Background [a]
cis-1,2-Dichloroethene			No Further Action	No Further Action	No further action
Tetrachloroethene			No Further Action	No Further Action	No further action
Trichloroethene			Mitigate	Monitor	Monitor
Vinyl Chloride			No Further Action	No Further Action	No further action

Constituent	VMP-GS1				
	2009 Sampling Matrix Result	2010 Sampling Matrix Result	2011 Sampling Matrix Result	2012 Sampling Matrix Result	2013 Sampling Matrix Result
1,1,1-Trichloroethane	Did not sample this location in 2009	No further action	Did not sample this location in 2011	Did not sample this location in 2012	No further action
1,1-Dichloroethene		No further action			No further action
Carbon Tetrachloride		Background [a]			Background [a]
cis-1,2-Dichloroethene		No further action			No further action
Tetrachloroethene		No further action			No further action
Trichloroethene		Background [a]			Background [a]
Vinyl Chloride		No further action			No further action

Notes:

[a] Take reasonable and practical actions to identify source(s) and reduce exposures.

NYSDOH = New York State Department of Health.

Figures

CITY:(MAHWAH) DIV/GROUP:(ENRI- 1) DB:(JG LD:(Opt) PIC:(Opt) PM:(CM) TM:(BM) LYR:(Opt)ON=*;OFF=*REF*
G:\ENVCAD\Mahwah\ACT\NJ000646\0001\00001\SAMPLE LOCATIONS\FIG 1-SITE LOCATION.dwg LAYOUT: 1 SAVED: 3/3/2010 4:18 PM ACADVER: 17.1S (LMS TECH) PAGESETUP: ----PLOTSTYLETABLE: ----PLOTTED: 3/3/2010 4:19 PM BY: GONZALEZ, JAMES

XREFS: IMAGES: PROJECTNAME: ----
Continuous Water Level Elev.jpg
Picture1.jpg

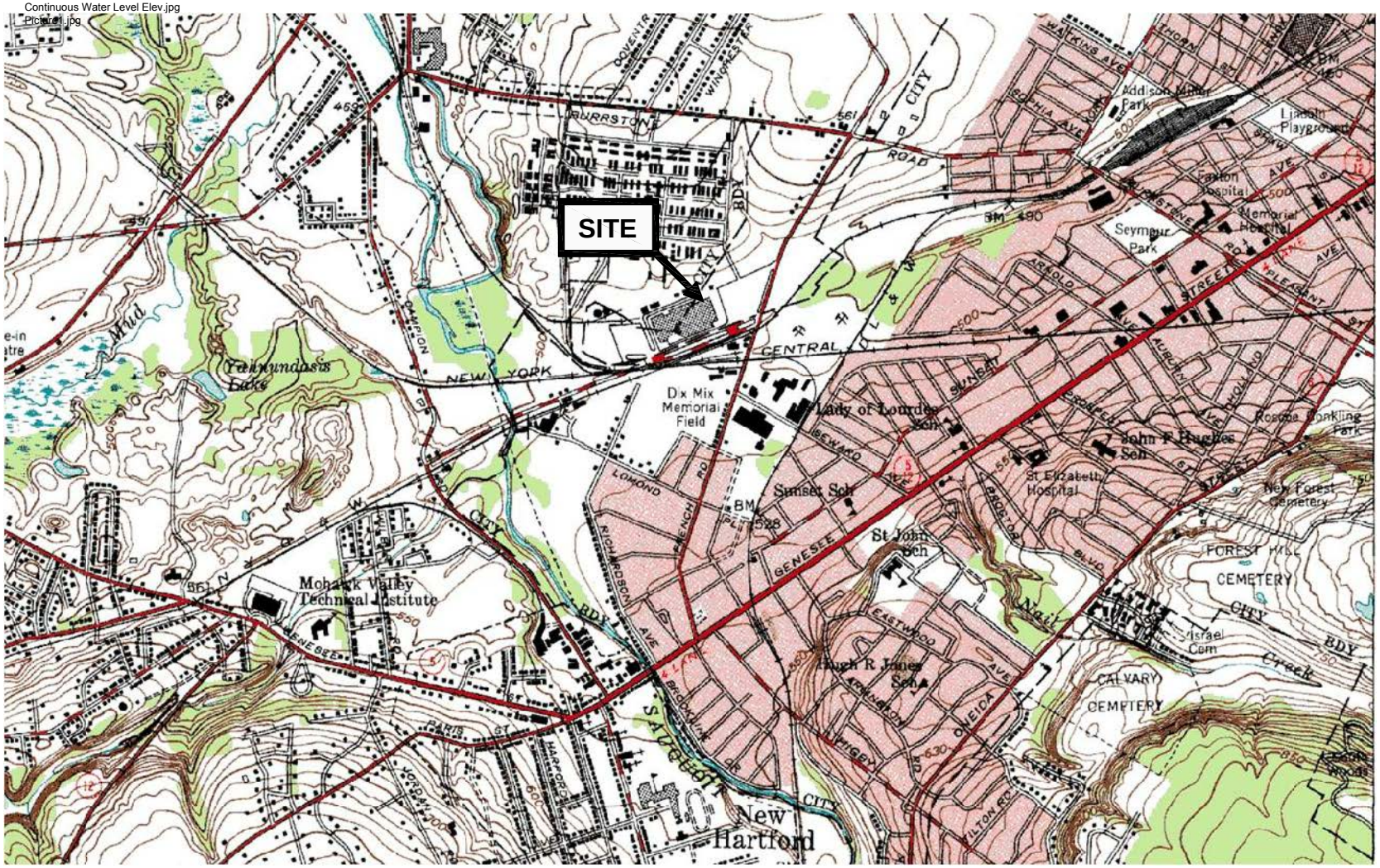

0 12000 24000
SCALE IN FEET

FORMER LOCKHEED MARTIN FRENCH ROAD FACILITY
UTICA, NEW YORK
ANNUAL VAPOR INTRUSION STUDY REPORT FOR THE SOLVENT DOCK AREA

SITE LOCATION MAP

ARCADIS

FIGURE
1

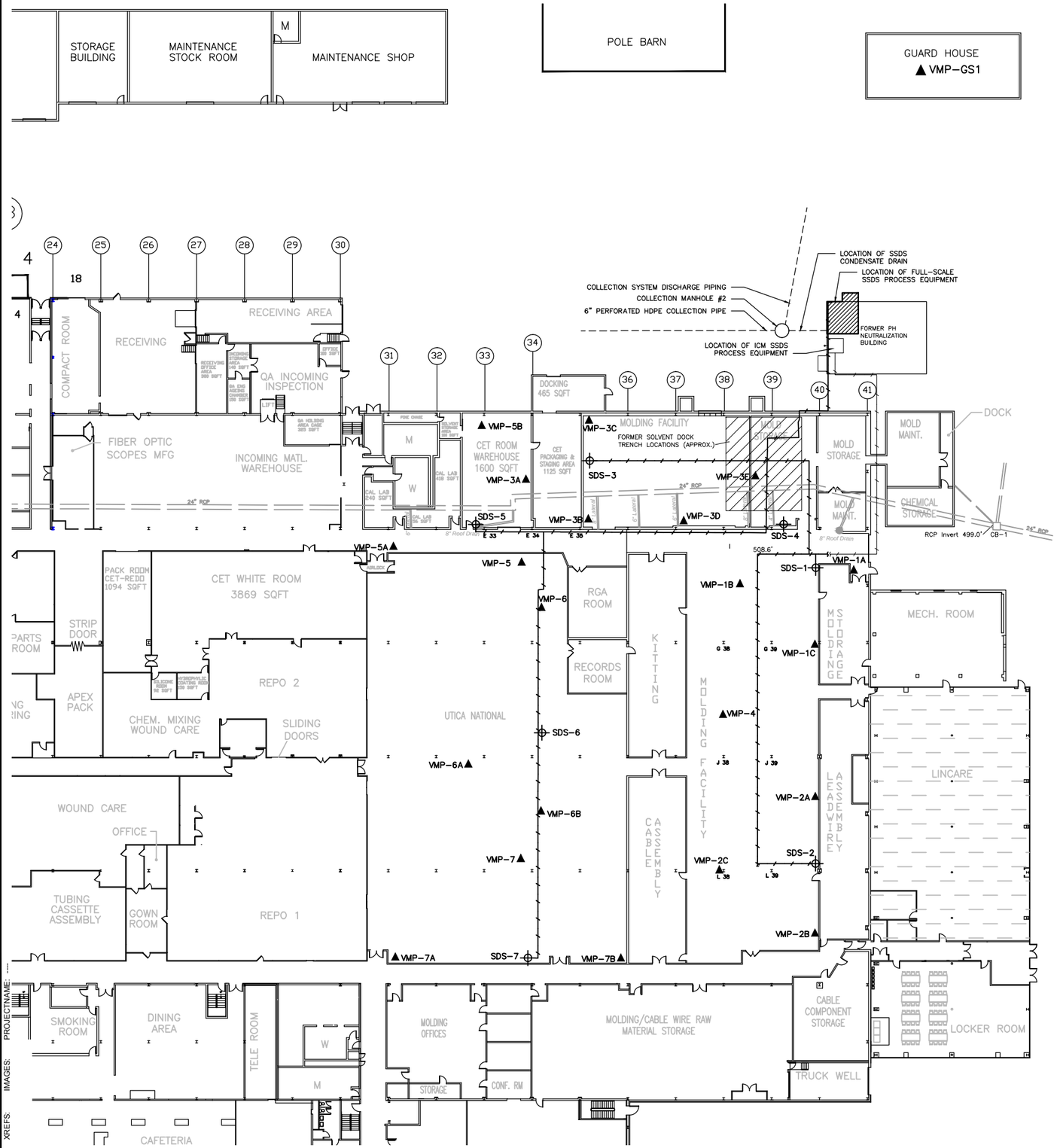

LEGEND:

SDS-4	LOCATION OF SUBSLAB DEPRESSURIZATION SUMP (SDS)
VMP-4 ▲	PERMANENT VAPOR MONITORING POINT (VMP)
▨	LOCATION OF SUBSLAB DEPRESSURIZATION SYSTEM EQUIPMENT
—/—/—	LOCATION OF SUBSLAB DEPRESSURIZATION ABOVE GRADE PIPING
(35)	BUILDING COLUMN LINE IDENTIFICATION
24" RCP	ACTIVE FACILITY STORM SEWER

NOTES:

1. BASE DRAWING SOURCE: CONMED, TITLE: FRENCH ROAD BLOCK PLAN PROPOSED SPACE UTILIZATION, DRAWING NO:FR001, DATE: 01/28/94. CONMED SOURCE DRAWING: LOCKHEED MARTIN DRAWING NUMBER RFABLK.DWG JEG 310CT94.

0 50' 100'

GRAPHIC SCALE

FORMER LOCKHEED MARTIN FRENCH ROAD FACILITY
UTICA, NEW YORK
ANNUAL VAPOR INTRUSION STUDY REPORT FOR THE SOLVENT DOCK AREA

SITE PLAN AND SYSTEM LAYOUT

ARCADIS

FIGURE
2

CITY:MAHWAH, NJ/SYRACUSE DIV/GROUP: 141/ENVCAD DB:JG, LJP(SYR), WLJ (SYR) LD:(Opt) PIC:(Opt) PM: C.MOTTA TM:(Opt) LYR:(Opt)ON=*;OFF=REF*
G:\ENVCAD\SYRACUSE\ACTN\J00105\00011\00300\DWG\01029C02.DWG LAYOUT: 2 SAVED: 2/25/2013 4:28 PM ACADVER: 18.1S (LMS TECH) PAGESETUP: PDF-11X17 PLOTSTYLETABLE: PLTFULL.CTB PLOTTED: 2/28/2013 11:21 AM BY: SANCHEZ, ADRIAN
XREFS: IMAGES: PROJECTNAME: ----

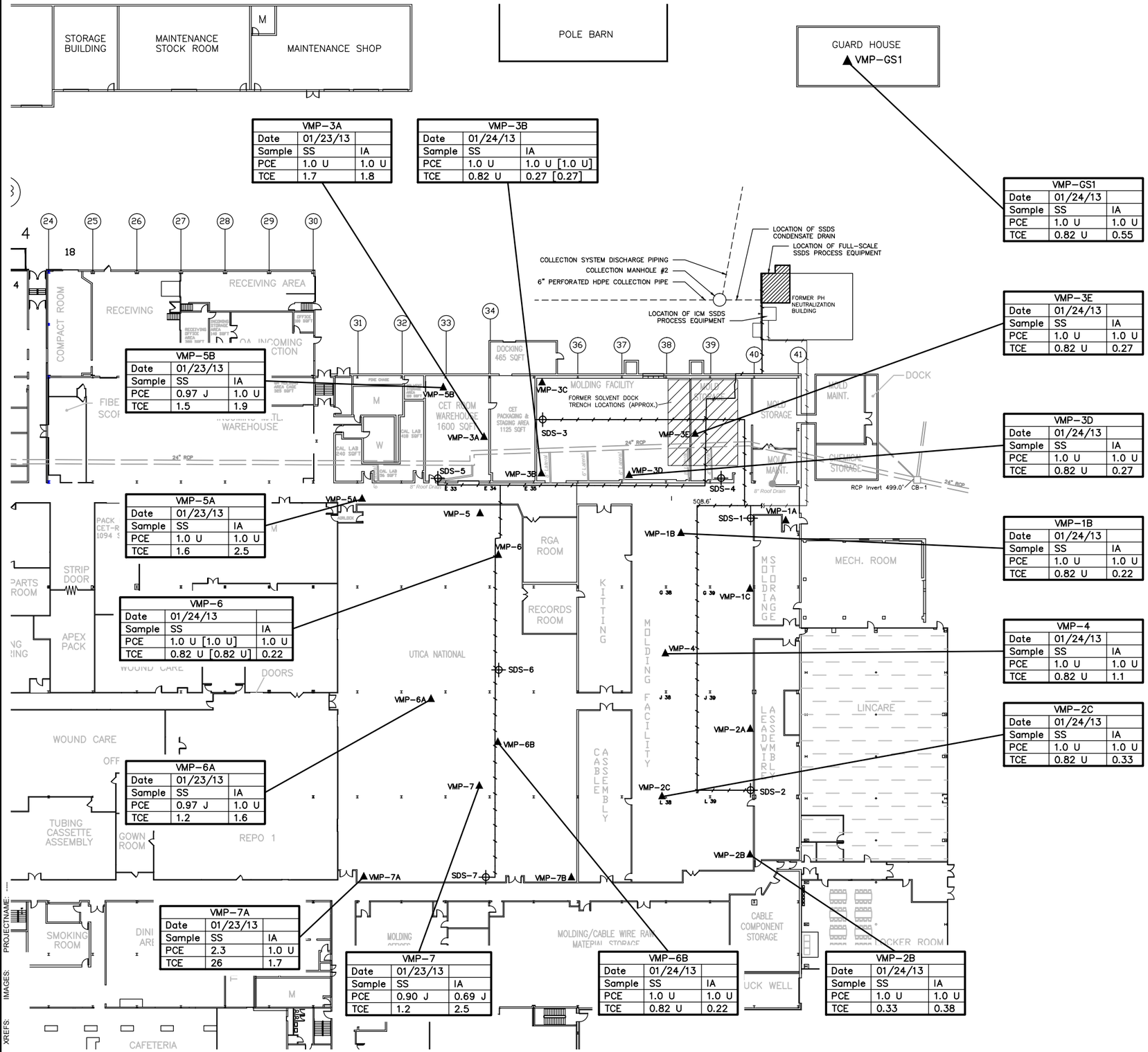

VMP-3A		
Date	01/23/13	
Sample	SS	IA
PCE	1.0 U	1.0 U
TCE	1.7	1.8

VMP-3B		
Date	01/24/13	
Sample	SS	IA
PCE	1.0 U	1.0 U [1.0 U]
TCE	0.82 U	0.27 [0.27]

VMP-GS1		
Date	01/24/13	
Sample	SS	IA
PCE	1.0 U	1.0 U
TCE	0.82 U	0.55

VMP-3E		
Date	01/24/13	
Sample	SS	IA
PCE	1.0 U	1.0 U
TCE	0.82 U	0.27

VMP-3D		
Date	01/24/13	
Sample	SS	IA
PCE	1.0 U	1.0 U
TCE	0.82 U	0.27

VMP-5B		
Date	01/23/13	
Sample	SS	IA
PCE	0.97 J	1.0 U
TCE	1.5	1.9

VMP-5A		
Date	01/23/13	
Sample	SS	IA
PCE	1.0 U	1.0 U
TCE	1.6	2.5

VMP-1B		
Date	01/24/13	
Sample	SS	IA
PCE	1.0 U	1.0 U
TCE	0.82 U	0.22

VMP-6		
Date	01/24/13	
Sample	SS	IA
PCE	1.0 U [1.0 U]	1.0 U
TCE	0.82 U [0.82 U]	0.22

VMP-4		
Date	01/24/13	
Sample	SS	IA
PCE	1.0 U	1.0 U
TCE	0.82 U	1.1

VMP-2C		
Date	01/24/13	
Sample	SS	IA
PCE	1.0 U	1.0 U
TCE	0.82 U	0.33

VMP-6A		
Date	01/23/13	
Sample	SS	IA
PCE	0.97 J	1.0 U
TCE	1.2	1.6

VMP-7A		
Date	01/23/13	
Sample	SS	IA
PCE	2.3	1.0 U
TCE	26	1.7

VMP-7		
Date	01/23/13	
Sample	SS	IA
PCE	0.90 J	0.69 J
TCE	1.2	2.5

VMP-6B		
Date	01/24/13	
Sample	SS	IA
PCE	1.0 U	1.0 U
TCE	0.82 U	0.22

VMP-2B		
Date	01/24/13	
Sample	SS	IA
PCE	1.0 U	1.0 U
TCE	0.33	0.38

LEGEND:

- SDS-4 — LOCATION OF SUBSLAB DEPRESSURIZATION SUMP (SDS)
- VMP-4 — PERMANENT VAPOR MONITORING POINT (VMP)
- LOCATION OF SUBSLAB DEPRESSURIZATION SYSTEM EQUIPMENT
- LOCATION OF SUBSLAB DEPRESSURIZATION ABOVE GRADE PIPING
- 35 — BUILDING COLUMN LINE IDENTIFICATION
- 24" RCP — ACTIVE FACILITY STORM SEWER
- [1.0 U] — DUPLICATE RESULTS PRESENTED IN BRACKETS

ABBREVIATIONS:

U NOT DETECTED AT THE REPORTING LIMIT

J ANALYTE DETECTED AT OR BELOW THE QUANTITATION LIMITS AND/OR ESTIMATED VALUE

NOTES:

1. BASE DRAWING SOURCE: CONMED, TITLE: FRENCH ROAD BLOCK PLAN PROPOSED SPACE UTILIZATION, DRAWING NO:FR001, DATE: 01/28/94. CONMED SOURCE DRAWING: LOCKHEED MARTIN DRAWING NUMBER RFABLK.DWG JEG 310CT94.
2. ANALYTICAL RESULTS REPORTED IN MICROGRAMS PER CUBIC METER ($\mu g/m^3$).

0 50' 100'

GRAPHIC SCALE

FORMER LOCKHEED MARTIN FRENCH ROAD FACILITY
UTICA, NEW YORK
ANNUAL VAPOR INTRUSION STUDY REPORT FOR THE SOLVENT DOCK AREA

JANUARY 2013 SUB-SLAB/INDOOR AIR SAMPLE LOCATIONS AND ANALYTICAL RESULTS

ARCADIS

FIGURE 3

CITY:MAHWAH, NJ/SYRACUSE DIV/GROUP: 141/ENVCAD DB:JG, LJR(SYR), WLJ (SYR) LD:(Opt) PIC:(Opt) PM: C.MOTTA TM:(Opt) LYR:(Opt)ON=*;OFF=*REF*
G:\ENVCAD\SYRACUSE\ACT\NJ001050\00010\00300\DWG\01029C03.DWG LAYOUT: 3 SAVED: 2/25/2013 3:26 PM ACADVER: 18.1S (LMS TECH) PAGESETUP: PDF-11X17 PLOTSTYLETABLE: PLTFULL.CTB PLOTTED: 2/28/2013 11:30 AM BY: SANCHEZ, ADRIAN
XREFS: IMAGES: PROJECTNAME: ----

Appendix **A**

Historical Data Summary

ARCADIS

Table A-1. Summary of Indoor Air and Sub-Slab Soil Gas Sample Results,
Former Lockheed Martin French Road Facility, Utica, New York

Location ID: Lab Sample ID: Date Collected: Sample Type Field Notes:		IA-1 06B07713 02/26/06 Indoor Air	IA-3 06B07716 02/26/06 Indoor Air	IA-4 06B07701 02/26/06 Indoor Air	IA-5 06B07703 02/26/06 Indoor Air	IA-6 06B07714 02/26/06 Indoor Air	IA-7 06B07711 02/26/06 Indoor Air	IA-8 06B07707 02/26/06 Indoor Air
1,1,1-Trichloroethane	ug/m^3	0.70 U	0.70 U	0.70 U	0.70 U [0.70 U]	0.70 U	0.70 U	0.70 U
1,1,2,2-Tetrachloroethane	ug/m^3	0.90 U	0.90 U	0.90 U	0.90 U [0.90 U]	0.90 U	0.90 U	0.90 U
1,1,2-trichloro-1,2,2-trifluoroethane	ug/m^3	1.0 U	1.0 U	1.0 U	1.0 U [1.0 U]	1.0 U	1.0 U	1.0 U
1,1,2-Trichloroethane	ug/m^3	NA	NA	NA	NA	NA	NA	NA
1,1-Dichloroethane	ug/m^3	0.50 U	0.50 U	0.50 U	0.50 U [0.50 U]	0.50 U	0.50 U	0.50 U
1,1-Dichloroethene	ug/m^3	0.50 U	0.50 U	0.50 U	0.50 U [0.50 U]	0.50 U	0.50 U	0.50 U
1,2,4-Trichlorobenzene	ug/m^3	NA	NA	NA	NA	NA	NA	NA
1,2,4-Trimethylbenzene	ug/m^3	18	13	2.0	8.7 [9.4]	10	11	17
1,2-Dibromoethane	ug/m^3	NA	NA	NA	NA	NA	NA	NA
1,2-Dichloro-1,1,2,2-tetrafluoroethane	ug/m^3	NA	NA	NA	NA	NA	NA	NA
1,2-Dichlorobenzene	ug/m^3	NA	NA	NA	NA	NA	NA	NA
1,2-Dichloroethane	ug/m^3	NA	NA	NA	NA	NA	NA	NA
1,2-Dichloropropane	ug/m^3	NA	NA	NA	NA	NA	NA	NA
1,3,5-Trimethylbenzene	ug/m^3	4.8	4.0	2.0 U	2.6 [2.6]	3.0	3.3	4.7
1,3-Butadiene	ug/m^3	NA	NA	NA	NA	NA	NA	NA
1,3-Dichlorobenzene	ug/m^3	1.0	2.5 U	0.80 U	0.80 U [0.80 U]	2.5 U	0.80 U	0.80 U
1,4-Dichlorobenzene	ug/m^3	2.5 U	2.5 U	6.5	2.5 U [2.5 U]	2.5 U	2.5 U	2.5 U
1,4-Dioxane	ug/m^3	NA	NA	NA	NA	NA	NA	NA
2,2,4-Trimethylpentane	ug/m^3	NA	NA	NA	NA	NA	NA	NA
2-Butanone	ug/m^3	2.1	9.6	3.4	3.2 [6.1]	5.1	2.0	2.8
2-Hexanone	ug/m^3	1.7 U	1.8	0.50 U	0.50 U [0.50 U]	1.7 U	1.7 U	0.50 U
3-Chloropropene	ug/m^3	NA	NA	NA	NA	NA	NA	NA
4-Ethyltoluene	ug/m^3	4.3	4.7	2.0 U	2.5 [2.8]	3.8	3.3	4.2
4-Methyl-2-pentanone	ug/m^3	0.50 U	0.50 U	1.7 U	3.4 [4.6]	1.8	0.50 U	1.7 U
Acetone	ug/m^3	44	22	110	50 [66]	66	130	100
Benzene	ug/m^3	1.9	1.4	0.40 U	0.40 U [0.40 U]	1.6	1.4	1.7
Benzyl Chloride	ug/m^3	NA	NA	NA	NA	NA	NA	NA
Bromodichloromethane	ug/m^3	NA	NA	NA	NA	NA	NA	NA
Bromoform	ug/m^3	NA	NA	NA	NA	NA	NA	NA
Bromomethane	ug/m^3	NA	NA	NA	NA	NA	NA	NA
Carbon Disulfide	ug/m^3	0.40 U	0.40 U	0.40 U	0.40 U [0.40 U]	0.40 U	0.40 U	0.40 U
Carbon Tetrachloride	ug/m^3	NA	NA	NA	NA	NA	NA	NA
Chlorobenzene	ug/m^3	0.60 U	0.60 U	0.60 U	0.60 U [0.60 U]	0.60 U	0.60 U	0.60 U
Chloroethane	ug/m^3	0.40 U	0.40 U	0.40 U	0.40 U [0.40 U]	0.40 U	0.40 U	0.40 U
Chloroform	ug/m^3	0.60 U	0.60 U	0.60 U	0.60 U [0.60 U]	0.60 U	0.60 U	0.60 U
Chloromethane	ug/m^3	1.3	0.90	1.3	1.1 [1.2]	0.90	1.0	1.1
cis-1,2-Dichloroethene	ug/m^3	0.50 U	0.50 U	0.50 U	0.50 U [0.50 U]	0.50 U	0.50 U	0.50 U
cis-1,3-Dichloropropene	ug/m^3	NA	NA	NA	NA	NA	NA	NA
Cyclohexane	ug/m^3	17	1.4 U	9.4	9.8 [9.0]	1.4 U	1.4 U	8.7
Dibromochloromethane	ug/m^3	NA	NA	NA	NA	NA	NA	NA
Dichlorodifluoromethane	ug/m^3	2.7	5.3	2.8	2.7 [2.9]	3.3	1.9	2.7
Ethyl acetate	ug/m^3	0.50 U	0.50 U	0.50 U	0.50 U [0.50 U]	0.50 U	0.50 U	0.50 U
Ethylbenzene	ug/m^3	9.7	9.9	1.8 U	4.9 [4.7]	9.2	9.3	12
Heptane	ug/m^3	6.9	2.7	6.5	2.0 [1.8]	3.0	3.3	3.2
Hexachlorobutadiene	ug/m^3	NA	NA	NA	NA	NA	NA	NA
Isopropanol	ug/m^3	46	180	130	200 [280]	290	140	79
Isopropyl alcohol	ug/m^3	NA	NA	NA	NA	NA	NA	NA
m&p-Xylene	ug/m^3	41	37	4.1	21 [21]	32	34	47
Methyl tert-butyl ether	ug/m^3	NA	NA	NA	NA	NA	NA	NA
Methylene Chloride	ug/m^3	3.9	0.80 U	5.9	5.6 [5.1]	2.1	3.8	9.7
n-Hexane	ug/m^3	-	-	-	-	-	-	-
o-Xylene	ug/m^3	18	13	1.9	9.6 [9.5]	12	16	27
Propylene	ug/m^3	0.30 U	0.70 U	0.30 U	0.30 U [0.30 U]	0.70 U	0.30 U	0.30 U
Styrene	ug/m^3	1.8 U	1.9	1.8 U	1.8 U [1.8 U]	2.0	1.8 U	1.8 U
Tetrachloroethene	ug/m^3	18	8.5	2.8	10 [11]	9.5	15	97
Tetrahydrofuran	ug/m^3	1.2 U	1.2 U	1.2 U	1.2 U [1.2 U]	1.2 U	1.2 U	1.2 U
Toluene	ug/m^3	27	23	8.0	18 [15]	27	29	50
trans-1,2-Dichloroethene	ug/m^3	NA	NA	NA	NA	NA	NA	NA
trans-1,3-Dichloropropene	ug/m^3	NA	NA	NA	NA	NA	NA	NA
Trichloroethene	ug/m^3	41	0.70 U	73	23 [18]	2.8	5.7	6.0
Trichlorofluoromethane	ug/m^3	2.0	3.3	2.5	0.80 U [2.5]	2.5	1.3	1.9
Vinyl Acetate	ug/m^3	0.50 U	2.4	0.50 U	0.50 U [0.50 U]	1.5 U	0.50 U	0.50 U
Vinyl Bromide	ug/m^3	NA	NA	NA	NA	NA	NA	NA
Vinyl Chloride	ug/m^3	0.40 U	0.40 U	0.40 U	0.40 U [0.40 U]	0.40 U	0.40 U	0.40 U

Notes:
µg/m^3 = Micrograms per cubic meter.
[1.0 U] = Duplicate results in brackets.
D = Concentration is based on a diluted sample analysis.
E = Concentration exceeded calibrated range.
J = Analyte detected at or below quantitation limits.
U = Not detected at the reporting limit.

ARCADIS

Table A-1. Summary of Indoor Air and Sub-Slab Soil Gas Sample Results,
Former Lockheed Martin French Road Facility, Utica, New York

Location ID:		IA-9	SS-1	SS-2	SS-3	SS-4	SS-5	SS-6
Lab Sample ID:		06B07699	06B07706	06B07698	06B07708	06B07702	06B07712	06B07715
Date Collected:		02/26/06	02/26/06	02/26/06	02/26/06	02/26/06	02/26/06	02/26/06
Sample Type		Indoor Air	Sub-Slab	Sub-Slab	Sub-Slab	Sub-Slab	Sub-Slab	Sub-Slab
Field Notes:								
1,1,1-Trichloroethane	ug/m^3	0.70 U	33 U	260	67	54	120	6.3
1,1,2,2-Tetrachloroethane	ug/m^3	4.0	42 U	0.90 U	0.90 U	0.90 U	0.90 U	0.90 U
1,1,2-trichloro-1,2,2-trifluoroethane	ug/m^3	1.0 U	46 U	3.6	4.7	190	270	1.0 U
1,1,2-Trichloroethane	ug/m^3	NA	NA	NA	NA	NA	NA	NA
1,1-Dichloroethane	ug/m^3	0.50 U	25 U	8.4	0.50 U	0.50 U	1.7	6.2
1,1-Dichloroethene	ug/m^3	0.50 U	24 U	0.50 U	0.50 U	0.50 U	0.50 U	5.1
1,2,4-Trichlorobenzene	ug/m^3	NA	NA	NA	NA	NA	NA	NA
1,2,4-Trimethylbenzene	ug/m^3	12	99 U	6.9	25	24	21	20
1,2-Dibromoethane	ug/m^3	NA	NA	NA	NA	NA	NA	NA
1,2-Dichloro-1,1,2,2-tetrafluoroethane	ug/m^3	NA	NA	NA	NA	NA	NA	NA
1,2-Dichlorobenzene	ug/m^3	NA	NA	NA	NA	NA	NA	NA
1,2-Dichloroethane	ug/m^3	NA	NA	NA	NA	NA	NA	NA
1,2-Dichloropropane	ug/m^3	NA	NA	NA	NA	NA	NA	NA
1,3,5-Trimethylbenzene	ug/m^3	3.6	99 U	2.2	5.4	6.8	7.3	6.3
1,3-Butadiene	ug/m^3	NA	NA	NA	NA	NA	NA	NA
1,3-Dichlorobenzene	ug/m^3	0.80 U	36 U	0.80 U	0.80 U	0.80 U	1.1	2.5 U
1,4-Dichlorobenzene	ug/m^3	2.5 U	130 U	2.5 U	2.5 U	2.5 U	2.5 U	2.5 U
1,4-Dioxane	ug/m^3	NA	NA	NA	NA	NA	NA	NA
2,2,4-Trimethylpentane	ug/m^3	NA	NA	NA	NA	NA	NA	NA
2-Butanone	ug/m^3	4.4	18 U	25	23	52	120	22
2-Hexanone	ug/m^3	0.50 U	25 U	0.50 U	0.50 U	0.50 U	1.7 U	1.7 U
3-Chloropropene	ug/m^3	NA	NA	NA	NA	NA	NA	NA
4-Ethyltoluene	ug/m^3	3.9	99 U	2.0	5.4	6.6	7.4	6.3
4-Methyl-2-pentanone	ug/m^3	1.7 U	82 U	3.8	1.7 U	1.7 U	9.6	2.9
Acetone	ug/m^3	160	250	250	210	1,400	480	230
Benzene	ug/m^3	2.0	20 U	23	3.5	53	17	5.1
Benzyl Chloride	ug/m^3	NA	NA	NA	NA	NA	NA	NA
Bromodichloromethane	ug/m^3	NA	NA	NA	NA	NA	NA	NA
Bromoform	ug/m^3	NA	NA	NA	NA	NA	NA	NA
Bromomethane	ug/m^3	NA	NA	NA	NA	NA	NA	NA
Carbon Disulfide	ug/m^3	0.40 U	19 U	6.0	3.1	20	10	4.0
Carbon Tetrachloride	ug/m^3	NA	NA	NA	NA	NA	NA	NA
Chlorobenzene	ug/m^3	0.60 U	28 U	1.1	0.60 U	2.4	0.60 U	0.60 U
Chloroethane	ug/m^3	0.40 U	16 U	0.40 U	0.40 U	0.40 U	0.40 U	0.40 U
Chloroform	ug/m^3	0.60 U	30 U	7.0	0.60 U	9.8	2.9	12
Chloromethane	ug/m^3	1.0	15 U	0.60	0.30 U	0.30 U	0.30 U	0.30 U
cis-1,2-Dichloroethene	ug/m^3	0.50 U	24 U	0.50 U	0.50 U	0.50 U	0.50 U	2.8
cis-1,3-Dichloropropene	ug/m^3	NA	NA	NA	NA	NA	NA	NA
Cyclohexane	ug/m^3	12	69 U	32	1.4 U	52	13	3.4
Dibromochloromethane	ug/m^3	NA	NA	NA	NA	NA	NA	NA
Dichlorodifluoromethane	ug/m^3	2.1	30 U	2.4	190	2.7	2.5	500
Ethyl acetate	ug/m^3	0.50 U	22 U	1.0	0.50 U	0.50 U	0.50 U	0.50 U
Ethylbenzene	ug/m^3	13	26 U	18	9.0	58	26	35
Heptane	ug/m^3	4.6	25 U	65	3.9	96	0.50 U	9.8
Hexachlorobutadiene	ug/m^3	NA	NA	NA	NA	NA	NA	NA
Isopropanol	ug/m^3	100	15 U	43	95	74	110	11
Isopropyl alcohol	ug/m^3	NA	NA	NA	NA	NA	NA	NA
m&p-Xylene	ug/m^3	50	180 U	47	38	99	96	110
Methyl tert-butyl ether	ug/m^3	NA	NA	NA	NA	NA	NA	NA
Methylene Chloride	ug/m^3	9.7	70 U	8.0	4.4	3.4	2.4	2.8
n-Hexane	ug/m^3	-	-	-	-	-	-	-
o-Xylene	ug/m^3	27	87 U	17	16	60	48	31
Propylene	ug/m^3	0.30 U	11 U	0.30 U	0.30 U	0.30 U	0.30 U	0.70 U
Styrene	ug/m^3	1.8 U	86 U	1.8 U	1.8 U	0.60 U	1.8 U	2.1
Tetrachloroethene	ug/m^3	24	21,000	76	34	660	26	280
Tetrahydrofuran	ug/m^3	1.2 U	59 U	6.4	1.2 U	1.2 U	1.2 U	1.2 U
Toluene	ug/m^3	53	76 U	70	25	1.6 U	1.6 U	47
trans-1,2-Dichloroethene	ug/m^3	NA	NA	NA	NA	NA	NA	NA
trans-1,3-Dichloropropene	ug/m^3	NA	NA	NA	NA	NA	NA	NA
Trichloroethene	ug/m^3	1.9	680	560	7.0	2.5	4.7	32
Trichlorofluoromethane	ug/m^3	0.80 U	36 U	1.9	5.7	0.80 U	1.1	3.9
Vinyl Acetate	ug/m^3	0.50 U	22 U	0.50 U	1.7	0.50 U	0.50 U	1.5 U
Vinyl Bromide	ug/m^3	NA	NA	NA	NA	NA	NA	NA
Vinyl Chloride	ug/m^3	0.40 U	16 U	0.50	0.40 U	0.40 U	0.40 U	0.40 U

Notes:
µg/m^3 = Micrograms per cubic meter.
[1.0 U] = Duplicate results in brackets.
D = Concentration is based on a diluted sample analysis.
E = Concentration exceeded calibrated range.
J = Analyte detected at or below quantitation limits.
U = Not detected at the reporting limit.

ARCADIS

Table A-1. Summary of Indoor Air and Sub-Slab Soil Gas Sample Results,
Former Lockheed Martin French Road Facility, Utica, New York

Location ID: Lab Sample ID: Date Collected: Sample Type Field Notes:		SS-7 06B07710 02/26/06 Sub-Slab	SS-8 06B07705 02/26/06 Sub-Slab	SS-9 06B07704 02/26/06 Sub-Slab	SS-10 06B07709 02/26/06 Sub-Slab	IA-1 06B10826 03/30/06 Indoor Air	IA-4 06B10827 03/30/06 Indoor Air	IA-2SD C0704036-001A 04/12/07 Indoor Air
1,1,1-Trichloroethane	ug/m^3	30	77	14	0.70 U	4.1 U	4.1 U	0.83 U
1,1,2,2-Tetrachloroethane	ug/m^3	0.90 U	0.90 U	0.90 U	0.90 U	5.2 U	5.2 U	1.1 U
1,1,2-trichloro-1,2,2-trifluoroethane	ug/m^3	88	240	11	1.3	5.8 U	5.8 U	1.2 U
1,1,2-Trichloroethane	ug/m^3	NA	NA	NA	NA	NA	NA	0.83 U
1,1-Dichloroethane	ug/m^3	5.1	3.8	3.8	0.50 U	3.1 U	3.1 U	0.62 U
1,1-Dichloroethene	ug/m^3	0.50 U	0.50 U	7.0	0.50 U	3.0 U	3.0 U	0.61 U
1,2,4-Trichlorobenzene	ug/m^3	NA	NA	NA	NA	NA	NA	1.1 U
1,2,4-Trimethylbenzene	ug/m^3	13	18	2.2	18	13	11	3.2
1,2-Dibromoethane	ug/m^3	NA	NA	NA	NA	NA	NA	1.2 U
1,2-Dichloro-1,1,2,2-tetrafluoroethane	ug/m^3	NA	NA	NA	NA	NA	NA	1.1 U
1,2-Dichlorobenzene	ug/m^3	NA	NA	NA	NA	NA	NA	0.92 U
1,2-Dichloroethane	ug/m^3	NA	NA	NA	NA	NA	NA	0.62 U
1,2-Dichloropropane	ug/m^3	NA	NA	NA	NA	NA	NA	0.71 U
1,3,5-Trimethylbenzene	ug/m^3	4.0	4.5	2.0 U	5.3	3.7 U	3.7 U	1.5
1,3-Butadiene	ug/m^3	NA	NA	NA	NA	NA	NA	0.34 U
1,3-Dichlorobenzene	ug/m^3	1.5	0.80 U	0.80 U	0.80 U	4.5 U	4.5 U	0.92 U
1,4-Dichlorobenzene	ug/m^3	2.5 U	2.5 U	5.1	2.5 U	4.5 U	4.5 U	1.4
1,4-Dioxane	ug/m^3	NA	NA	NA	NA	NA	NA	1.1 U
2,2,4-Trimethylpentane	ug/m^3	NA	NA	NA	NA	NA	NA	0.71 U
2-Butanone	ug/m^3	17	45	6.1	4.6	2.2 U	6.2	140
2-Hexanone	ug/m^3	1.7 U	2.2	0.50 U	1.7 U	3.1 U	3.1 U	1.3 U
3-Chloropropene	ug/m^3	NA	NA	NA	NA	NA	NA	0.48 U
4-Ethyltoluene	ug/m^3	4.2	4.9	2.0 U	5.1	3.7 U	3.7 U	1.7
4-Methyl-2-pentanone	ug/m^3	0.50 U	1.7 U	1.7 U	0.50 U	3.1 U	3.1 U	1.3 U
Acetone	ug/m^3	500	610	320	74	18	69	68
Benzene	ug/m^3	31	48	9.9	2.1	2.4 U	2.6	0.55
Benzyl Chloride	ug/m^3	NA	NA	NA	NA	NA	NA	0.88 U
Bromodichloromethane	ug/m^3	NA	NA	NA	NA	NA	NA	1.0 U
Bromoform	ug/m^3	NA	NA	NA	NA	NA	NA	1.6 U
Bromomethane	ug/m^3	NA	NA	NA	NA	NA	NA	0.59 U
Carbon Disulfide	ug/m^3	25	6.4	1.3	1.4	2.4 U	2.4 U	0.41 J
Carbon Tetrachloride	ug/m^3	NA	NA	NA	NA	NA	NA	0.26 U
Chlorobenzene	ug/m^3	0.60 U	0.60 U	0.60 U	0.60 U	3.5 U	3.5 U	0.70 U
Chloroethane	ug/m^3	0.50	0.40 U	0.40 U	0.40 U	2.0 U	2.0 U	0.40 U
Chloroform	ug/m^3	1.5	0.60 U	0.60 U	1.8	3.7 U	3.7 U	0.74 U
Chloromethane	ug/m^3	0.80	0.30 U	1.0	0.30 U	1.9 U	1.9 U	0.32 U
cis-1,2-Dichloroethene	ug/m^3	4.8	0.50 U	0.50 U	0.50 U	3.0 U	3.0 U	0.60 U
cis-1,3-Dichloropropene	ug/m^3	NA	NA	NA	NA	NA	NA	0.69 U
Cyclohexane	ug/m^3	50	46	43	1.4 U	12	2.6 U	8.6
Dibromochloromethane	ug/m^3	NA	NA	NA	NA	NA	NA	1.3 U
Dichlorodifluoromethane	ug/m^3	2.3	2.0	2.5	2.3	3.7 U	3.7 U	2.1
Ethyl acetate	ug/m^3	0.50 U	0.50 U	0.50 U	0.50 U	2.7 U	2.7 U	0.92 U
Ethylbenzene	ug/m^3	14	22	2.2	13	6.1	6.3	0.49 J
Heptane	ug/m^3	0.50 U	58	15	12	5.5	3.1 U	5.0
Hexachlorobutadiene	ug/m^3	NA	NA	NA	NA	NA	NA	1.6 U
Isopropanol	ug/m^3	13	7.0	110	4.5	630	9,900	NA
Isopropyl alcohol	ug/m^3	NA	NA	NA	NA	NA	NA	480
m&p-Xylene	ug/m^3	50	68	6.4	52	26	28	1.2 J
Methyl tert-butyl ether	ug/m^3	NA	NA	NA	NA	NA	NA	0.55 U
Methylene Chloride	ug/m^3	11	2.2	9.8	2.7	20	27	260
n-Hexane	ug/m^3	-	-	-	-	-	-	-
o-Xylene	ug/m^3	22	26	3.0	23	10	10	0.49 J
Propylene	ug/m^3	0.30 U	0.30 U	0.30 U	0.30 U	1.3 U	1.3 U	0.26 U
Styrene	ug/m^3	1.8 U	1.8 U	1.8	1.8 U	3.2 U	3.2 U	1.9
Tetrachloroethene	ug/m^3	95	35	5.0	260	5.1 U	5.1 U	1.0 U
Tetrahydrofuran	ug/m^3	1.2 U	1.2 U	1.2 U	1.2 U	2.2 U	2.2 U	0.45 U
Toluene	ug/m^3	68	160	32	40	32	33	5.2
trans-1,2-Dichloroethene	ug/m^3	NA	NA	NA	NA	NA	NA	0.60 U
trans-1,3-Dichloropropene	ug/m^3	NA	NA	NA	NA	NA	NA	0.69 U
Trichloroethene	ug/m^3	30	3.4	21	70	41	6.7	0.98
Trichlorofluoromethane	ug/m^3	1.5	0.80 U	0.80 U	1.2	4.5 U	4.5 U	0.97
Vinyl Acetate	ug/m^3	0.50 U	8.7	0.50 U	0.50 U	2.7 U	2.7 U	0.54 U
Vinyl Bromide	ug/m^3	NA	NA	NA	NA	NA	NA	0.67 U
Vinyl Chloride	ug/m^3	0.40 U	0.40 U	0.40 U	0.40 U	1.9 U	1.9 U	0.39 U

Notes:
µg/m^3 = Micrograms per cubic meter.
[1.0 U] = Duplicate results in brackets.
D = Concentration is based on a diluted sample analysis.
E = Concentration exceeded calibrated range.
J = Analyte detected at or below quantitation limits.
U = Not detected at the reporting limit.

ARCADIS

Table A-1. Summary of Indoor Air and Sub-Slab Soil Gas Sample Results,
Former Lockheed Martin French Road Facility, Utica, New York

Location ID: Lab Sample ID: Date Collected: Sample Type Field Notes:		IA-3SD C0704036-002A 04/12/07 Indoor Air	IA-4SD C0704036-003A 04/12/07 Indoor Air	IA-6SD C0704036-004A 04/12/07 Indoor Air	IA-8SD C0704036-005A 04/12/07 Indoor Air	SS-1SD C0704029-001A 04/12/07 Sub-Slab	SS-2SD C0704029-002A 04/12/07 Sub-Slab	SS-3SD C0704029-003A 04/12/07 Sub-Slab
1,1,1-Trichloroethane	ug/m^3	0.83 U	0.83 U	0.83 U	0.83 U	3.8	38	0.72 J
1,1,2,2-Tetrachloroethane	ug/m^3	1.1 U	1.1 U	1.1 U	1.1 U	1.0 U	1.0 U	1.0 U
1,1,2-trichloro-1,2,2-trifluoroethane	ug/m^3	1.2 U	1.2 U	1.2 U	0.86 J	5.1	85	7.6
1,1,2-Trichloroethane	ug/m^3	0.83 U	0.83 U	0.83 U	0.83 U	0.83 U	0.83 U	0.83 U
1,1-Dichloroethane	ug/m^3	0.62 U	0.62 U	0.62 U	0.62 U	0.62 U	0.62 U	0.62 U
1,1-Dichloroethene	ug/m^3	0.61 U	0.61 U	0.61 U	0.61 U	0.60 U	0.60 U	0.60 U
1,2,4-Trichlorobenzene	ug/m^3	1.1 U	1.1 U	1.1 U	1.1 U	1.1 U	1.1 U	1.1 U
1,2,4-Trimethylbenzene	ug/m^3	2.5	2.4	1.2	4.7	7.0	8.0	3.1
1,2-Dibromoethane	ug/m^3	1.2 U	1.2 U	1.2 U	1.2 U	1.2 U	1.2 U	1.2 U
1,2-Dichloro-1,1,2,2-tetrafluoroethane	ug/m^3	1.1 U	1.1 U	1.1 U	1.1 U	1.1 U	1.1 U	1.1 U
1,2-Dichlorobenzene	ug/m^3	0.92 U	0.92 U	0.92 U	0.92 U	0.92 U	0.92 U	0.92 U
1,2-Dichloroethane	ug/m^3	0.62 U	0.62 U	0.62 U	0.62 U	0.62 U	0.62 U	0.62 U
1,2-Dichloropropane	ug/m^3	0.71 U	0.71 U	0.71 U	0.71 U	0.70 U	0.70 U	0.70 U
1,3,5-Trimethylbenzene	ug/m^3	1.4	1.0	0.75 U	1.7	2.2	2.3	1.0
1,3-Butadiene	ug/m^3	0.34 U	0.34 U	0.34 U	0.34 U	0.34 U	0.34 U	0.34 U
1,3-Dichlorobenzene	ug/m^3	0.92 U	0.92 U	0.92 U	0.92 U	0.92 U	0.92 U	0.92 U
1,4-Dichlorobenzene	ug/m^3	0.86 J	1.5	0.92 U	12	2.4	2.3	2.3
1,4-Dioxane	ug/m^3	1.1 U	1.1 U	1.1 U	1.1 U	1.1 U	1.1 U	1.1 U
2,2,4-Trimethylpentane	ug/m^3	0.71 U	0.71 U	0.71 U	0.71 U	1.0	0.71 U	0.71 U
2-Butanone	ug/m^3	270	260	6.9	150	0.90 U	0.90 U	100
2-Hexanone	ug/m^3	1.3 U	1.3 U	1.3 U	1.3 U	1.2 U	1.2 U	1.2 U
3-Chloropropene	ug/m^3	0.48 U	0.48 U	0.48 U	0.48 U	0.48 U	0.48 U	0.48 U
4-Ethyltoluene	ug/m^3	1.3	1.2	0.75 U	2.7	2.5	2.3	1.1
4-Methyl-2-pentanone	ug/m^3	1.3 U	1.3 U	1.3 U	1.3 U	1.2 U	1.2 U	1.2 U
Acetone	ug/m^3	76	90	21	92	57	33	64
Benzene	ug/m^3	0.49	0.49	0.78	0.46 J	7.8	3.9	4.9
Benzyl Chloride	ug/m^3	0.88 U	0.88 U	0.88 U	0.88 U	0.88 U	0.88 U	0.88 U
Bromodichloromethane	ug/m^3	1.0 U	1.0 U	1.0 U	1.0 U	1.0 U	1.0 U	1.0 U
Bromoform	ug/m^3	1.6 U	1.6 U	1.6 U	1.6 U	1.6 U	1.6 U	1.6 U
Bromomethane	ug/m^3	0.59 U	0.59 U	0.59 U	0.59 U	0.59 U	0.59 U	0.59 U
Carbon Disulfide	ug/m^3	0.48 U	0.48 U	0.44 J	0.48 U	18	2.3	2.4
Carbon Tetrachloride	ug/m^3	0.26 U	0.26 U	0.26 U	0.26 U	0.96 U	0.96 U	0.96 U
Chlorobenzene	ug/m^3	0.70 U	0.70 U	0.70 U	0.70 U	0.70 U	0.70 U	0.70 U
Chloroethane	ug/m^3	0.40 U	0.40 U	0.40 U	0.40 U	0.40 U	0.40 U	0.40 U
Chloroform	ug/m^3	0.74 U	0.74 U	0.74 U	0.74 U	7.7	7.2	0.74 U
Chloromethane	ug/m^3	0.32 U	0.32 U	0.32 U	0.32 U	0.42	0.84	0.31 U
cis-1,2-Dichloroethene	ug/m^3	0.60 U	0.60 U	0.60 U	0.60 U	0.60 U	0.60 U	0.60 U
cis-1,3-Dichloropropene	ug/m^3	0.69 U	0.69 U	0.69 U	0.69 U	0.69 U	0.69 U	0.69 U
Cyclohexane	ug/m^3	3.5	2.5	46	5.7	29	8.0	47
Dibromochloromethane	ug/m^3	1.3 U	1.3 U	1.3 U	1.3 U	1.3 U	1.3 U	1.3 U
Dichlorodifluoromethane	ug/m^3	2.2	2.2	2.3	2.2	0.75 U	0.75 U	0.75 U
Ethyl acetate	ug/m^3	0.92 U	0.92 U	0.92 U	0.92 U	0.92 U	0.92 U	5.6
Ethylbenzene	ug/m^3	0.44 J	0.66 U	0.57 J	0.49 J	2.6	2.4	0.71
Heptane	ug/m^3	2.4	3.6	0.67	10	27	7.2	11
Hexachlorobutadiene	ug/m^3	1.6 U	1.6 U	1.6 U	1.6 U	1.6 U	1.6 U	1.6 U
Isopropanol	ug/m^3	NA	NA	NA	NA	NA	NA	NA
Isopropyl alcohol	ug/m^3	500	500	20	1,300	150	44	250
m&p-Xylene	ug/m^3	0.93 J	0.88 J	1.2 J	1.2 J	8.5	8.4	2.4
Methyl tert-butyl ether	ug/m^3	0.55 U	0.55 U	0.55 U	0.55 U	0.55	0.55 U	0.55 U
Methylene Chloride	ug/m^3	240	200	7.5	5,000	90	37	210
n-Hexane	ug/m^3	-	-	-	-	-	-	-
o-Xylene	ug/m^3	0.66 U	0.66 U	0.49 J	0.44 J	2.7	2.8	0.84
Propylene	ug/m^3	0.26 U	0.26 U	0.26 U	0.26 U	0.26 U	0.26 U	0.26 U
Styrene	ug/m^3	0.91	0.65	9.3	1.3	0.69	2.0	0.65
Tetrachloroethene	ug/m^3	1.0 U	1.0	1.0 U	1.0 U	1.8	9.5	1.0 U
Tetrahydrofuran	ug/m^3	0.45 U	0.45 U	0.45 U	0.45 U	2.0	0.90	1.1
Toluene	ug/m^3	6.3	4.0	8.4	6.2	11	15	6.6
trans-1,2-Dichloroethene	ug/m^3	0.60 U	0.60 U	0.60 U	0.60 U	0.60 U	0.60 U	0.60 U
trans-1,3-Dichloropropene	ug/m^3	0.69 U	0.69 U	0.69 U	0.69 U	0.69 U	0.69 U	0.69 U
Trichloroethene	ug/m^3	0.60	1.3	0.66	0.71	0.76 J	110	0.76 J
Trichlorofluoromethane	ug/m^3	0.80 J	0.80 J	0.80 J	1.3	1.3	2.3	0.97
Vinyl Acetate	ug/m^3	0.54 U	0.54 U	0.54 U	0.54 U	0.54 U	0.54 U	0.54 U
Vinyl Bromide	ug/m^3	0.67 U	0.67 U	0.67 U	0.67 U	0.67 U	0.67 U	0.67 U
Vinyl Chloride	ug/m^3	0.39 U	0.39 U	0.39 U	0.39 U	0.39 U	0.39 U	0.39 U

Notes:
µg/m^3 = Micrograms per cubic meter.
[1.0 U] = Duplicate results in brackets.
D = Concentration is based on a diluted sample analysis.
E = Concentration exceeded calibrated range.
J = Analyte detected at or below quantitation limits.
U = Not detected at the reporting limit.

ARCADIS

Table A-1. Summary of Indoor Air and Sub-Slab Soil Gas Sample Results,
Former Lockheed Martin French Road Facility, Utica, New York

Location ID: Lab Sample ID: Date Collected: Sample Type Field Notes:		SS-4SD C0704029-004A 04/12/07 Sub-Slab	SS-5SD C0704029-005A 04/12/07 Sub-Slab	SS-7SD C0704029-006A 04/12/07 Sub-Slab	SS-8SD C0704029-007A 04/12/07 Sub-Slab	SS-1 C0710003-003A 10/02/07 Sub-Slab	SS-1 C0710003-001A 10/02/07 Sub-Slab	SS-2 C0710003-004A 10/02/07 Sub-Slab
1,1,1-Trichloroethane	ug/m^3	11	0.78 J	0.83 U	1.2	0.83 U	0.83 U	370
1,1,2,2-Tetrachloroethane	ug/m^3	1.0 U	1.0 U	1.0 U	1.0 U	1.0 U	1.0 U	1.0 U
1,1,2-trichloro-1,2,2-trifluoroethane	ug/m^3	450	9.5	2.2	1.2 U	2.6	13	36
1,1,2-Trichloroethane	ug/m^3	0.83 U	0.83 U	0.83 U	0.83 U	0.83 U	0.83 U	0.83 U
1,1-Dichloroethane	ug/m^3	0.62 U	0.62 U	0.62 U	0.62 U	0.62 U	0.62 U	0.62 U
1,1-Dichloroethene	ug/m^3	0.60 U	0.60 U	0.60 U	0.60 U	0.60 U	3.1	0.60 U
1,2,4-Trichlorobenzene	ug/m^3	1.1 U	1.1 U	1.1 U	1.1 U	1.1 U	1.1 U	1.1 U
1,2,4-Trimethylbenzene	ug/m^3	6.6	6.5 J	3.4	3.0	22	25	49
1,2-Dibromoethane	ug/m^3	1.2 U	1.2 U	1.2 U	1.2 U	1.2 U	1.2 U	1.2 U
1,2-Dichloro-1,1,2,2-tetrafluoroethane	ug/m^3	1.1 U	1.1 U	1.1 U	1.1 U	1.1 U	1.1 U	1.1 U
1,2-Dichlorobenzene	ug/m^3	0.92 U	0.92 U	0.92 U	0.92 U	0.92 U	0.92 U	0.92 U
1,2-Dichloroethane	ug/m^3	0.62 U	0.62 U	0.62 U	0.62 U	0.62 U	0.62 U	0.62 U
1,2-Dichloropropane	ug/m^3	0.70 U	0.70 U	0.70 U	0.70 U	0.70 U	0.70 U	0.70 U
1,3,5-Trimethylbenzene	ug/m^3	2.0	4.2	1.2	1.0	7.1	12	34
1,3-Butadiene	ug/m^3	0.34 U	0.34 U	0.34 U	0.34 U	0.34 U	0.34 U	0.34 U
1,3-Dichlorobenzene	ug/m^3	0.92 U	0.92 U	0.92 U	0.92 U	0.92 U	0.92 U	0.92 U
1,4-Dichlorobenzene	ug/m^3	2.5	3.9	1.3	9.7	2.6	1.6	1.0
1,4-Dioxane	ug/m^3	1.1 U	1.1 U	1.1 U	1.1 U	1.1 U	1.1 U	1.1 U
2,2,4-Trimethylpentane	ug/m^3	0.71 U	4.3	0.71 U	0.71 U	2.5	0.71 U	2.2
2-Butanone	ug/m^3	46	110	41	25	6.7	17	0.90 U
2-Hexanone	ug/m^3	1.2 U	1.2 U	1.2 U	1.2 U	1.2 U	1.2 U	1.2 U
3-Chloropropene	ug/m^3	0.48 U	0.48 U	0.48 U	0.48 U	0.48 U	0.48 U	0.48 U
4-Ethyltoluene	ug/m^3	1.8	4.4	1.4	1.1	5.9	9.3	12
4-Methyl-2-pentanone	ug/m^3	1.2 U	1.2 U	1.2 U	1.2 U	1.2 U	1.2 U	1.2 U
Acetone	ug/m^3	43	270	390	24	0.72 U	95	76
Benzene	ug/m^3	1.2	24	28	2.0	17	60	7.8 J
Benzyl Chloride	ug/m^3	0.88 U	0.88 U	0.88 U	0.88 U	0.88 U	0.88 U	0.88 U
Bromodichloromethane	ug/m^3	1.0 U	1.0 U	1.0 U	1.0 U	1.0 U	1.0 U	1.0 U
Bromoform	ug/m^3	1.6 U	1.6 U	1.6 U	1.6 U	1.6 U	1.6 U	1.6 U
Bromomethane	ug/m^3	0.59 U	0.59 U	0.59 U	0.59 U	0.59 U	0.63	0.59 U
Carbon Disulfide	ug/m^3	0.85	9.8	5.6	1.8	23	48	34
Carbon Tetrachloride	ug/m^3	0.96 U	0.96 U	0.96 U	0.96 U	0.96 U	0.96 U	0.96 U
Chlorobenzene	ug/m^3	0.70 U	0.70 U	0.70 U	0.70 U	0.70 U	0.70 U	0.70 U
Chloroethane	ug/m^3	0.40 U	0.40 U	0.40 U	0.40 U	0.40 U	0.40 U	0.40 U
Chloroform	ug/m^3	25	5.1	0.65 J	3.2	0.99	3.2	1.6
Chloromethane	ug/m^3	0.80	0.65	0.31	0.55	0.31 U	0.31 U	0.31 U
cis-1,2-Dichloroethene	ug/m^3	0.60 U	0.60 U	0.60 U	0.60 U	0.60 U	0.60 U	0.60 U
cis-1,3-Dichloropropene	ug/m^3	0.69 U	0.69 U	0.69 U	0.69 U	0.69 U	0.69 U	0.69 U
Cyclohexane	ug/m^3	2.3	66	64	5.0	100	460	14
Dibromochloromethane	ug/m^3	1.3 U	1.3 U	1.3 U	1.3 U	1.3 U	1.3 U	1.3 U
Dichlorodifluoromethane	ug/m^3	0.75 U	0.75 U	0.75 U	0.75 U	0.75 U	2.3	9.5
Ethyl acetate	ug/m^3	0.92 U	0.92 U	0.92 U	0.92 U	0.92 U	0.92 U	0.92 U
Ethylbenzene	ug/m^3	1.5	6.2 J	2.6	0.88	24	44	19
Heptane	ug/m^3	3.6	170	40	7.0	220	820	22
Hexachlorobutadiene	ug/m^3	1.6 U	1.6 U	1.6 U	1.6 U	1.6 U	1.6 U	1.6 U
Isopropanol	ug/m^3	NA	NA	NA	NA	NA	NA	NA
Isopropyl alcohol	ug/m^3	190	170	87	800	150	760	84
m&p-Xylene	ug/m^3	5.4	20	7.5	3.3	50	140	45
Methyl tert-butyl ether	ug/m^3	0.55 U	0.55 U	0.55 U	0.55 U	0.55 U	0.55 U	0.55 U
Methylene Chloride	ug/m^3	93	170	42	4,600	70 J	56	29
n-Hexane	ug/m^3	-	-	-	-	-	-	-
o-Xylene	ug/m^3	1.9	6.2 J	2.3	1.1	14	33	9.7 J
Propylene	ug/m^3	0.26 U	0.26 U	0.26 U	0.26 U	0.26 U	0.26 U	0.26 U
Styrene	ug/m^3	0.65	0.65 U	0.65 U	0.52 J	9.5 J	7.8	8.1
Tetrachloroethene	ug/m^3	40	0.97 J	8.4	5.4	120	630	3.8
Tetrahydrofuran	ug/m^3	5.5	1.7	0.45 U	0.45 U	0.45 U	0.45 U	0.45 U
Toluene	ug/m^3	7.2	58	49	5.9	77,000	100	43,000
trans-1,2-Dichloroethene	ug/m^3	0.60 U	0.60 U	0.60 U	0.60 U	0.60 U	0.60 U	0.60 U
trans-1,3-Dichloropropene	ug/m^3	0.69 U	0.69 U	0.69 U	0.69 U	0.69 U	0.69 U	0.69 U
Trichloroethene	ug/m^3	45	1.6	0.82 U	36	3.9	8.7	6.3
Trichlorofluoromethane	ug/m^3	1.5	1.3	0.86 U	0.97	2.3	3.5	2.0
Vinyl Acetate	ug/m^3	0.54 U	0.54 U	0.54 U	0.54 U	0.54 U	0.54 U	0.54 U
Vinyl Bromide	ug/m^3	0.67 U	0.67 U	0.67 U	0.67 U	0.67 U	0.67 U	0.67 U
Vinyl Chloride	ug/m^3	0.39 U	0.39 U	0.39 U	0.39 U	0.39 U	0.39 U	0.39 U

Notes:
µg/m^3 = Micrograms per cubic meter.
[1.0 U] = Duplicate results in brackets.
D = Concentration is based on a diluted sample analysis.
E = Concentration exceeded calibrated range.
J = Analyte detected at or below quantitation limits.
U = Not detected at the reporting limit.

ARCADIS

Table A-1. Summary of Indoor Air and Sub-Slab Soil Gas Sample Results,
Former Lockheed Martin French Road Facility, Utica, New York

Location ID: Lab Sample ID: Date Collected: Sample Type Field Notes:		SS-2 C0710003-002A 10/02/07 Sub-Slab	IA-1 C0711025-006A 11/15/07 Indoor Air	IA-10 C0711025-002A 11/15/07 Indoor Air	IA-10SD C0711025-032A 11/15/07 Indoor Air	IA-11SD C0711025-031A 11/15/07 Indoor Air	IA-12SD C0711025-014A 11/15/07 Indoor Air	IA-13SD C0711025-016A 11/15/07 Indoor Air
1,1,1-Trichloroethane	ug/m^3	650	0.83 U	0.83 U	0.83 U	0.83 U	0.83 U	0.83 U
1,1,2,2-Tetrachloroethane	ug/m^3	1.0 U	1.0 U	1.0 U	1.0 U	1.0 U	1.0 U	1.0 U
1,1,2-trichloro-1,2,2-trifluoroethane	ug/m^3	61	1.2 U	1.2 U	1.2 U	1.2 U	1.2 U	0.86 J
1,1,2-Trichloroethane	ug/m^3	0.83 U	0.83 U	0.83 U	0.83 U	0.83 U	0.83 U	0.83 U
1,1-Dichloroethane	ug/m^3	0.62 U	0.62 U	0.62 U	0.62 U	0.62 U	0.62 U	0.62 U
1,1-Dichloroethene	ug/m^3	0.60 U	0.60 U	0.60 U	0.60 U	0.60 U	0.60 U	0.60 U
1,2,4-Trichlorobenzene	ug/m^3	1.1 U	1.1 U	1.1 U	1.1 U	1.1 U	1.1 U	1.1 U
1,2,4-Trimethylbenzene	ug/m^3	29	9.4	8.2	6.9	9.8	1.8	3.2
1,2-Dibromoethane	ug/m^3	1.2 U	1.2 U	1.2 U	1.2 U	1.2 U	1.2 U	1.2 U
1,2-Dichloro-1,1,2,2-tetrafluoroethane	ug/m^3	1.1 U	1.1 U	1.1 U	1.1 U	1.1 U	1.1 U	1.1 U
1,2-Dichlorobenzene	ug/m^3	0.92 U	0.92 U	0.92 U	0.92 U	0.92 U	0.92 U	0.92 U
1,2-Dichloroethane	ug/m^3	0.62 U	0.62 U	0.62 U	0.62 U	0.62 U	0.62 U	0.78
1,2-Dichloropropane	ug/m^3	0.70 U	0.70 U	0.70 U	0.70 U	0.70 U	0.70 U	0.70 U
1,3,5-Trimethylbenzene	ug/m^3	24	4.2	3.5	2.8	3.6	0.75 U	1.9
1,3-Butadiene	ug/m^3	0.34 U	0.34 U	0.34 U	0.34 U	0.34 U	0.34 U	0.34 U
1,3-Dichlorobenzene	ug/m^3	0.92 U	0.92 U	0.92 U	0.92 U	0.92 U	0.92 U	0.92 U
1,4-Dichlorobenzene	ug/m^3	0.92 U	11	13	3.5	6.7	0.73 J	2.4
1,4-Dioxane	ug/m^3	1.1 U	1.1 U	1.1 U	1.1 U	1.1 U	1.1 U	1.1 U
2,2,4-Trimethylpentane	ug/m^3	2.0	0.47 J	0.71 U	0.71 U	0.71 U	0.71 U	0.71 U
2-Butanone	ug/m^3	0.90 U	0.90 U	0.90 U	0.90 U	0.90 U	0.90 U	0.90 U
2-Hexanone	ug/m^3	1.2 U	1.2 U	1.2 U	1.2 U	1.2 U	1.2 U	1.2 U
3-Chloropropene	ug/m^3	0.48 U	0.48 U	0.48 U	0.48 U	0.48 U	0.48 U	0.48 U
4-Ethyltoluene	ug/m^3	23	1.3	0.90	1.3	1.7	0.75 U	0.55 J
4-Methyl-2-pentanone	ug/m^3	1.2 U	1.2 U	1.2 U	1.2 U	1.2 U	1.2 U	1.2 U
Acetone	ug/m^3	88	2,300	650	200	370	12	26
Benzene	ug/m^3	22	0.52	0.49 U	0.42 J	0.91	1.1	0.94
Benzyl Chloride	ug/m^3	0.88 U	0.88 U	0.88 U	0.88 U	0.88 U	0.88 U	0.88 U
Bromodichloromethane	ug/m^3	1.0 U	1.0 U	1.0 U	1.0 U	1.0 U	1.0 U	1.0 U
Bromoform	ug/m^3	1.6 U	1.6 U	1.6 U	1.6 U	1.6 U	1.6 U	1.6 U
Bromomethane	ug/m^3	0.59 U	0.59 U	0.59 U	0.59 U	0.59 U	0.59 U	0.59 U
Carbon Disulfide	ug/m^3	21	0.47 U	0.47 U	0.47 U	0.60	0.47 U	0.47 U
Carbon Tetrachloride	ug/m^3	0.96 U	0.96 U	0.96 U	0.96 U	0.96 U	0.96 U	0.96 U
Chlorobenzene	ug/m^3	0.70 U	0.70 U	0.70 U	0.70 U	0.70 U	0.70 U	0.70 U
Chloroethane	ug/m^3	0.40 U	0.40 U	0.40 U	0.40 U	0.40 U	0.40 U	0.40 U
Chloroform	ug/m^3	3.2	0.50 J	0.69 J	0.60 J	0.55 J	0.74 U	0.74
Chloromethane	ug/m^3	0.31 U	0.31 U	0.31 U	0.31 U	0.31 U	0.31 U	0.31 U
cis-1,2-Dichloroethene	ug/m^3	0.60 U	0.60 U	0.60 U	0.60 U	0.60 U	0.60 U	5.1
cis-1,3-Dichloropropene	ug/m^3	0.69 U	0.69 U	0.69 U	0.69 U	0.69 U	0.69 U	0.69 U
Cyclohexane	ug/m^3	68	30	19	4.3	3.4	0.91	0.52 U
Dibromochloromethane	ug/m^3	1.3 U	1.3 U	1.3 U	1.3 U	1.3 U	1.3 U	1.3 U
Dichlorodifluoromethane	ug/m^3	15	2.3	2.2	3.0	3.4	2.7	3.1
Ethyl acetate	ug/m^3	0.92 U	0.92 U	0.92 U	0.92 U	0.92 U	0.92 U	0.92 U
Ethylbenzene	ug/m^3	43	3.5	5.8	0.79	0.84	0.66 U	1.3
Heptane	ug/m^3	130	17	32	0.62 U	0.62 U	0.79	0.92
Hexachlorobutadiene	ug/m^3	1.6 U	1.6 U	1.6 U	1.6 U	1.6 U	1.6 U	1.6 U
Isopropanol	ug/m^3	NA	NA	NA	NA	NA	NA	NA
Isopropyl alcohol	ug/m^3	63	3,300	900	2,300	480	120	0.37 U
m&p-Xylene	ug/m^3	150	4.7	14 J	1.2 J	2.0	0.84 J	3.0
Methyl tert-butyl ether	ug/m^3	0.55 U	0.55 U	0.55 U	0.55 U	0.55 U	0.55 U	0.55 U
Methylene Chloride	ug/m^3	17	480	400	120	76	4.2	22
n-Hexane	ug/m^3	-	-	-	-	-	-	-
o-Xylene	ug/m^3	32	2.3	4.8	0.62 J	0.66	0.66 U	0.97
Propylene	ug/m^3	0.26 U	0.26 U	0.26 U	0.26 U	0.26 U	0.26 U	0.26 U
Styrene	ug/m^3	5.9	19	9.1	3.6	3.0	0.65 U	0.65 U
Tetrachloroethene	ug/m^3	3.3	2.3	2.3	1.0 U	1.0 U	1.0 U	1.5
Tetrahydrofuran	ug/m^3	0.45 U	0.45 U	0.45 U	0.45 U	0.45 U	0.45 U	0.45 U
Toluene	ug/m^3	70	18	6.1	2.5	5.6	1.4	4.3
trans-1,2-Dichloroethene	ug/m^3	0.60 U	0.60 U	0.60 U	0.60 U	0.60 U	0.60 U	0.60 U
trans-1,3-Dichloropropene	ug/m^3	0.69 U	0.69 U	0.69 U	0.69 U	0.69 U	0.69 U	0.69 U
Trichloroethene	ug/m^3	10	1.5	2.6	0.98	1.1	0.82	12
Trichlorofluoromethane	ug/m^3	2.3	2.4	1.7	1.6	1.5	2.0	2.0
Vinyl Acetate	ug/m^3	0.54 U	0.54 U	0.54 U	0.54 U	0.54 U	0.54 U	0.54 U
Vinyl Bromide	ug/m^3	0.67 U	0.67 U	0.67 U	0.67 U	0.67 U	0.67 U	0.67 U
Vinyl Chloride	ug/m^3	0.39 U	0.39 U	0.39 U	0.39 U	0.39 U	0.39 U	0.39 U

Notes:
µg/m^3 = Micrograms per cubic meter.
[1.0 U] = Duplicate results in brackets.
D = Concentration is based on a diluted sample analysis.
E = Concentration exceeded calibrated range.
J = Analyte detected at or below quantitation limits.
U = Not detected at the reporting limit.

ARCADIS

Table A-1. Summary of Indoor Air and Sub-Slab Soil Gas Sample Results,
Former Lockheed Martin French Road Facility, Utica, New York

Location ID: Lab Sample ID: Date Collected: Sample Type Field Notes:		IA-14SD C0711025-018A 11/15/07 Indoor Air	IA-2 C0711025-008A 11/15/07 Indoor Air	IA-2SD C0711025-024A 11/15/07 Indoor Air	IA-3 C0711025-010A 11/15/07 Indoor Air	IA-4 C0711025-023A 11/15/07 Indoor Air	IA-4SD C0711025-034A 11/15/07 Indoor Air	IA-5 C0711025-020A 11/15/07 Indoor Air
1,1,1-Trichloroethane	ug/m^3	0.83 U	0.83 U	0.83 U	0.83 U	0.83 U	0.83 U	0.83 U
1,1,2,2-Tetrachloroethane	ug/m^3	1.0 U	1.0 U	1.0 U	1.0 U	1.0 U	1.0 U	1.0 U
1,1,2-trichloro-1,2,2-trifluoroethane	ug/m^3	1.2 U	1.2 U	1.2 U	1.2 U	1.2 U	1.2 U	1.2 U
1,1,2-Trichloroethane	ug/m^3	0.83 U	0.83 U	0.83 U	0.83 U	0.83 U	0.83 U	0.83 U
1,1-Dichloroethane	ug/m^3	0.62 U	0.62 U	0.62 U	0.62 U	0.62 U	0.62 U	0.62 U
1,1-Dichloroethene	ug/m^3	0.60 U	0.60 U	0.60 U	0.60 U	0.60 U	0.60 U	0.60 U
1,2,4-Trichlorobenzene	ug/m^3	1.1 U	1.1 U	1.1 U	1.1 U	1.1 U	1.1 U	1.1 U
1,2,4-Trimethylbenzene	ug/m^3	27	12	10	3.3	9.2	11	6.7
1,2-Dibromoethane	ug/m^3	1.2 U	1.2 U	1.2 U	1.2 U	1.2 U	1.2 U	1.2 U
1,2-Dichloro-1,1,2,2-tetrafluoroethane	ug/m^3	1.1 U	1.1 U	1.1 U	1.1 U	1.1 U	1.1 U	1.1 U
1,2-Dichlorobenzene	ug/m^3	0.92 U	0.92 U	0.92 U	0.92 U	0.92 U	0.92 U	0.92 U
1,2-Dichloroethane	ug/m^3	0.62 U	0.62 U	0.62 U	0.62 U	0.62 U	0.62 U	0.62 U
1,2-Dichloropropane	ug/m^3	0.70 U	0.70 U	0.70 U	0.70 U	0.70 U	0.70 U	0.70 U
1,3,5-Trimethylbenzene	ug/m^3	14	5.1	5.2	0.55 J	4.7	5.1	3.0
1,3-Butadiene	ug/m^3	0.34 U	0.34 U	0.34 U	0.34 U	0.34 U	0.34 U	0.34 U
1,3-Dichlorobenzene	ug/m^3	0.92 U	0.92 U	0.92 U	0.92 U	0.92 U	0.92 U	0.92 U
1,4-Dichlorobenzene	ug/m^3	0.86 J	11	4.6	1.0	17 J	5.9	11
1,4-Dioxane	ug/m^3	1.1 U	1.1 U	1.1 U	1.1 U	1.1 U	1.1 U	1.1 U
2,2,4-Trimethylpentane	ug/m^3	7.6	0.71 U	0.71 U	0.71 U	0.71 U	0.71 U	0.71 U
2-Butanone	ug/m^3	0.90 U	0.90 U	0.90 U	0.90 U	0.90 U	0.90 U	0.90 U
2-Hexanone	ug/m^3	1.2 U	1.2 U	1.2 U	1.2 U	1.2 U	1.2 U	1.2 U
3-Chloropropene	ug/m^3	0.48 U	0.48 U	0.48 U	0.48 U	0.48 U	0.48 U	0.48 U
4-Ethyltoluene	ug/m^3	11	1.7	1.4	0.75 U	1.8	1.9	1.2
4-Methyl-2-pentanone	ug/m^3	1.2 U	1.2 U	1.2 U	1.2 U	1.2 U	1.2 U	1.2 U
Acetone	ug/m^3	0.72 U	59 E	37	0.72 U	92	210	100
Benzene	ug/m^3	32	0.91	0.49	0.52	0.42 J	0.42 J	0.55
Benzyl Chloride	ug/m^3	0.88 U	0.88 U	0.88 U	0.88 U	0.88 U	0.88 U	0.88 U
Bromodichloromethane	ug/m^3	1.0 U	1.0 U	1.0 U	1.0 U	1.0 U	1.0 U	1.0 U
Bromoform	ug/m^3	1.6 U	1.6 U	1.6 U	1.6 U	1.6 U	1.6 U	1.6 U
Bromomethane	ug/m^3	0.59 U	0.59 U	0.59 U	0.59 U	0.59 U	0.59 U	0.59 U
Carbon Disulfide	ug/m^3	0.47 U	0.51	0.47 U	0.47 U	0.47 U	0.47 U	0.47 U
Carbon Tetrachloride	ug/m^3	0.96 U	0.96 U	0.96 U	0.96 U	0.96 U	0.96 U	0.96 U
Chlorobenzene	ug/m^3	0.70 U	0.61 J	0.70 U	0.70 U	0.70 U	0.70 U	0.70 U
Chloroethane	ug/m^3	0.40 U	0.40 U	0.40 U	0.40 U	0.40 U	0.40 U	0.40 U
Chloroform	ug/m^3	0.74 U	0.74 U	0.74 U	0.74 U	0.65 J	0.55 J	0.74 U
Chloromethane	ug/m^3	0.31 U	0.31 U	0.31 U	0.31 U	0.31 U	0.31 U	0.31 U
cis-1,2-Dichloroethene	ug/m^3	0.60 U	0.60 U	0.60 U	0.60 U	0.44 J	0.60 U	0.60 U
cis-1,3-Dichloropropene	ug/m^3	0.69 U	0.69 U	0.69 U	0.69 U	0.69 U	0.69 U	0.69 U
Cyclohexane	ug/m^3	12	24	19	1.0	18	1.9	31
Dibromochloromethane	ug/m^3	1.3 U	1.3 U	1.3 U	1.3 U	1.3 U	1.3 U	1.3 U
Dichlorodifluoromethane	ug/m^3	2.4	2.9	3.7	7.1	2.2	3.0	3.5
Ethyl acetate	ug/m^3	0.92 U	0.92 U	0.92 U	0.92 U	0.92 U	0.92 U	0.92 U
Ethylbenzene	ug/m^3	19	12 J	1.4	0.66 U	1.1	0.62 J	2.5
Heptane	ug/m^3	9.2 J	9.2 J	0.62 U	1.1	0.62 U	0.62 U	1.1
Hexachlorobutadiene	ug/m^3	1.6 U	1.6 U	1.6 U	1.6 U	1.6 U	1.6 U	1.6 U
Isopropanol	ug/m^3	NA	NA	NA	NA	NA	NA	NA
Isopropyl alcohol	ug/m^3	0.37 U	1,000	2,300	3,200	1,900	2,100	1,000
m&p-Xylene	ug/m^3	67	6.9	2.9	0.93 J	2.5	1.4	6.0
Methyl tert-butyl ether	ug/m^3	0.55 U	0.55 U	0.55 U	0.55 U	0.55 U	0.55 U	0.55 U
Methylene Chloride	ug/m^3	2.6	220	520	5.8	2,700	500	830
n-Hexane	ug/m^3	-	-	-	-	-	-	-
o-Xylene	ug/m^3	18	3.2	1.5	0.66 U	1.1	0.75	2.7
Propylene	ug/m^3	0.26 U	0.26 U	0.26 U	0.26 U	0.26 U	0.26 U	0.26 U
Styrene	ug/m^3	0.65 U	29	8.7	0.74	9.0	2.0	13
Tetrachloroethene	ug/m^3	1.0 U	3.6	1.0 U	1.0 U	1.0 U	1.0 U	0.69 J
Tetrahydrofuran	ug/m^3	0.45 U	0.45 U	0.45 U	0.45 U	0.45 U	0.45 U	0.45 U
Toluene	ug/m^3	130	21	3.9	1.8	12	3.2	7.9
trans-1,2-Dichloroethene	ug/m^3	0.60 U	0.60 U	0.60 U	0.60 U	0.60 U	0.60 U	0.60 U
trans-1,3-Dichloropropene	ug/m^3	0.69 U	0.69 U	0.69 U	0.69 U	0.69 U	0.69 U	0.69 U
Trichloroethene	ug/m^3	0.22 U	1.5	1.6	0.66	1.1	0.82	1.3
Trichlorofluoromethane	ug/m^3	33	2.2	1.9	5.1	1.5	1.6	1.8
Vinyl Acetate	ug/m^3	0.54 U	0.54 U	0.54 U	0.54 U	0.54 U	0.54 U	0.54 U
Vinyl Bromide	ug/m^3	0.67 U	0.67 U	0.67 U	0.67 U	0.67 U	0.67 U	0.67 U
Vinyl Chloride	ug/m^3	0.39 U	0.39 U	0.39 U	0.39 U	0.39 U	0.39 U	0.39 U

Notes:
µg/m^3 = Micrograms per cubic meter.
[1.0 U] = Duplicate results in brackets.
D = Concentration is based on a diluted sample analysis.
E = Concentration exceeded calibrated range.
J = Analyte detected at or below quantitation limits.
U = Not detected at the reporting limit.

ARCADIS

Table A-1. Summary of Indoor Air and Sub-Slab Soil Gas Sample Results,
Former Lockheed Martin French Road Facility, Utica, New York

Location ID: Lab Sample ID: Date Collected: Sample Type Field Notes:		IA-6 C0711025-011A 11/15/07 Indoor Air	IA-7 C0711025-004A 11/15/07 Indoor Air	IA-8 C0711025-038A 11/15/07 Indoor Air	IA-8SD C0711025-037A 11/15/07 Indoor Air	IA-9 C0711025-026A 11/15/07 Indoor Air	IA-9SD C0711025-028A 11/15/07 Indoor Air	SS-1 C0711025-005A 11/15/07 Sub-Slab
1,1,1-Trichloroethane	ug/m^3	0.83 U	0.83 U	0.83 U	0.78 J	0.83 U	0.83 U	2.7
1,1,2,2-Tetrachloroethane	ug/m^3	1.0 U	1.0 U	1.0 U	1.0 U	1.0 U	1.0 U	1.0 U
1,1,2-trichloro-1,2,2-trifluoroethane	ug/m^3	1.2 U	1.2 U	1.2 U	1.3	1.2 U	1.2 U	16
1,1,2-Trichloroethane	ug/m^3	0.83 U	0.83 U	0.83 U	0.83 U	0.83 U	0.83 U	0.83 U
1,1-Dichloroethane	ug/m^3	0.62 U	0.62 U	0.62 U	0.62 U	0.62 U	0.62 U	0.62 U
1,1-Dichloroethene	ug/m^3	0.60 U	0.60 U	0.60 U	0.60 U	0.60 U	0.60 U	7.6
1,2,4-Trichlorobenzene	ug/m^3	1.1 U	1.1 U	1.1 U	1.1 U	1.1 U	1.1 U	1.1 U
1,2,4-Trimethylbenzene	ug/m^3	2.7	8.9	10	14	8.3	6.6	8.0
1,2-Dibromoethane	ug/m^3	1.2 U	1.2 U	1.2 U	1.2 U	1.2 U	1.2 U	1.2 U
1,2-Dichloro-1,1,2,2-tetrafluoroethane	ug/m^3	1.1 U	1.1 U	1.1 U	1.1 U	1.1 U	1.1 U	1.1 U
1,2-Dichlorobenzene	ug/m^3	0.92 U	0.92 U	0.92 U	0.92 U	0.92 U	0.92 U	0.92 U
1,2-Dichloroethane	ug/m^3	0.62 U	0.62 U	0.62 U	0.62 U	0.62 U	0.62 U	0.62 U
1,2-Dichloropropane	ug/m^3	0.70 U	0.70 U	0.70 U	0.70 U	0.70 U	0.70 U	0.70 U
1,3,5-Trimethylbenzene	ug/m^3	0.75 U	2.9	4.9	5.7	4.2	4.0	7.7
1,3-Butadiene	ug/m^3	0.34 U	0.34 U	0.34 U	0.34 U	0.34 U	0.34 U	0.34 U
1,3-Dichlorobenzene	ug/m^3	0.92 U	0.92 U	0.92 U	0.92 U	0.92 U	0.92 U	110
1,4-Dichlorobenzene	ug/m^3	1.3	17	11	54	13	4.3	28
1,4-Dioxane	ug/m^3	1.1 U	1.1 U	1.1 U	1.1 U	1.1 U	1.1 U	1.1 U
2,2,4-Trimethylpentane	ug/m^3	0.71 U	0.71 U	0.71 U	0.71 U	0.57 J	0.71 U	2.2
2-Butanone	ug/m^3	0.90 U	0.90 U	0.90 U	0.90 U	0.90 U	0.90 U	45
2-Hexanone	ug/m^3	1.2 U	1.2 U	1.2 U	1.2 U	1.2 U	1.2 U	1.2 U
3-Chloropropene	ug/m^3	0.48 U	0.48 U	0.48 U	0.48 U	0.48 U	0.48 U	0.48 U
4-Ethyltoluene	ug/m^3	0.75 U	1.3	2.0	2.6	1.3	1.0	2.7
4-Methyl-2-pentanone	ug/m^3	1.2 U	1.2 U	1.2 U	1.2 U	1.2 U	1.2 U	1.2 U
Acetone	ug/m^3	0.72 U	2,600	19	620	49	80	420
Benzene	ug/m^3	0.49	0.68	0.52	0.58	0.62	0.42 J	25
Benzyl Chloride	ug/m^3	0.88 U	0.88 U	0.88 U	0.88 U	0.88 U	0.88 U	0.88 U
Bromodichloromethane	ug/m^3	1.0 U	1.0 U	1.0 U	1.0 U	1.0 U	1.0 U	1.0 U
Bromoform	ug/m^3	1.6 U	1.6 U	1.6 U	1.6 U	1.6 U	1.6 U	1.6 U
Bromomethane	ug/m^3	0.59 U	0.59 U	0.59 U	0.59 U	0.59 U	0.59 U	0.59 U
Carbon Disulfide	ug/m^3	0.47 U	0.47 U	0.47 U	0.44 J	0.47 U	0.47 U	54
Carbon Tetrachloride	ug/m^3	0.96 U	0.96 U	0.96 U	0.96 U	0.96 U	0.96 U	0.96 U
Chlorobenzene	ug/m^3	0.70 U	0.70 U	0.70 U	0.70 U	0.70 U	0.70 U	0.70 U
Chloroethane	ug/m^3	0.40 U	0.40 U	0.40 U	0.40 U	0.40 U	0.40 U	0.40 U
Chloroform	ug/m^3	0.74 U	0.65 J	0.60 J	0.84	0.74 U	0.74 U	6.6
Chloromethane	ug/m^3	0.31 U	0.31 U	0.31 U	0.31 U	0.31 U	0.31 U	0.31 U
cis-1,2-Dichloroethene	ug/m^3	0.60 U	0.64	0.60 U	0.60 U	0.60 U	0.60 U	2.7
cis-1,3-Dichloropropene	ug/m^3	0.69 U	0.69 U	0.69 U	0.69 U	0.69 U	0.69 U	0.69 U
Cyclohexane	ug/m^3	7.2	16	14	1.0	55	23	90
Dibromochloromethane	ug/m^3	1.3 U	1.3 U	1.3 U	1.3 U	1.3 U	1.3 U	1.3 U
Dichlorodifluoromethane	ug/m^3	5.0	2.2	3.1	2.8	3.5	3.3	3.5
Ethyl acetate	ug/m^3	0.92 U	0.92 U	0.92 U	0.92 U	0.92 U	0.92 U	0.92 U
Ethylbenzene	ug/m^3	0.71	1.1	0.93	0.79	2.2	1.1	7.1
Heptane	ug/m^3	0.79	32	0.62 U	1.0	1.0	0.79	64
Hexachlorobutadiene	ug/m^3	1.6 U	1.6 U	1.6 U	1.6 U	1.6 U	1.6 U	1.6 U
Isopropanol	ug/m^3	NA	NA	NA	NA	NA	NA	NA
Isopropyl alcohol	ug/m^3	2,800	1,200	10,000	1,700	1,100	2,800	0.37 U
m&p-Xylene	ug/m^3	1.4	2.3	2.2	2.2	5.3	1.8	18
Methyl tert-butyl ether	ug/m^3	0.55 U	0.55 U	0.55 U	0.55 U	0.55 U	0.55 U	0.55 U
Methylene Chloride	ug/m^3	29	380	1,800	160	930	91	210
n-Hexane	ug/m^3	-	-	-	-	-	-	-
o-Xylene	ug/m^3	0.57 J	0.79	1.5	0.75	2.5	1.3	7.7
Propylene	ug/m^3	0.26 U	0.26 U	0.26 U	0.26 U	0.26 U	0.26 U	0.26 U
Styrene	ug/m^3	3.6	2.8	8.5	1.4	16	12 J	7.4
Tetrachloroethene	ug/m^3	1.0 U	1.2	0.97 J	1.0 U	0.76 J	1.0 U	210
Tetrahydrofuran	ug/m^3	0.45 U	0.45 U	0.45 U	0.45 U	0.45 U	0.45 U	0.45 U
Toluene	ug/m^3	4.5	3.1	4.1	4.3	6.3	3.8	140
trans-1,2-Dichloroethene	ug/m^3	0.60 U	0.60 U	0.60 U	0.60 U	0.60 U	0.60 U	0.60 U
trans-1,3-Dichloropropene	ug/m^3	0.69 U	0.69 U	0.69 U	0.69 U	0.69 U	0.69 U	0.69 U
Trichloroethene	ug/m^3	0.66	2.3	0.76	1.0	1.3	9.0	17
Trichlorofluoromethane	ug/m^3	3.5	1.5	1.6	1.9	1.8	1.8	4.0
Vinyl Acetate	ug/m^3	0.54 U	0.54 U	0.54 U	0.54 U	0.54 U	0.54 U	0.54 U
Vinyl Bromide	ug/m^3	0.67 U	0.67 U	0.67 U	0.67 U	0.67 U	0.67 U	0.67 U
Vinyl Chloride	ug/m^3	0.39 U	0.39 U	0.39 U	0.39 U	0.39 U	0.39 U	0.39 U

Notes:
µg/m^3 = Micrograms per cubic meter.
[1.0 U] = Duplicate results in brackets.
D = Concentration is based on a diluted sample analysis.
E = Concentration exceeded calibrated range.
J = Analyte detected at or below quantitation limits.
U = Not detected at the reporting limit.

ARCADIS

Table A-1. Summary of Indoor Air and Sub-Slab Soil Gas Sample Results,
Former Lockheed Martin French Road Facility, Utica, New York

Location ID: Lab Sample ID: Date Collected: Sample Type Field Notes:		SS-2 C0711025-007A 11/15/07 Sub-Slab	SS-2SD C0711025-025A 11/15/07 Sub-Slab	SS-3 C0711025-009A 11/15/07 Sub-Slab	SS-4 C0711025-022A 11/15/07 Sub-Slab	SS-4SD C0711025-035A 11/15/07 Sub-Slab	SS-5 C0711025-021A 11/15/07 Sub-Slab	SS-6 C0711025-019A 11/15/07 Sub-Slab
1,1,1-Trichloroethane	ug/m^3	560	54	310	4.7	2.7	18	1.8
1,1,2,2-Tetrachloroethane	ug/m^3	1.0 U	1.0 U	1.0 U	1.0 U	1.0 U	1.0 U	1.0 U
1,1,2-trichloro-1,2,2-trifluoroethane	ug/m^3	82	8.3	9.0	52	41	7.2	1.0 J
1,1,2-Trichloroethane	ug/m^3	0.83 U	0.83 U	0.83 U	0.83 U	0.83 U	0.83 U	0.83 U
1,1-Dichloroethane	ug/m^3	0.62 U	0.62 U	0.62 U	0.62 U	0.62 U	0.62 U	0.62 U
1,1-Dichloroethene	ug/m^3	0.60 U	4.6	0.60 U	0.60 U	0.60 U	0.60 U	3.1
1,2,4-Trichlorobenzene	ug/m^3	1.1 U	1.1 U	1.1 U	1.1 U	1.1 U	1.1 U	1.1 U
1,2,4-Trimethylbenzene	ug/m^3	10	8.2	9.2	10	8.0	7.0 J	8.0
1,2-Dibromoethane	ug/m^3	1.2 U	1.2 U	1.2 U	1.2 U	1.2 U	1.2 U	1.2 U
1,2-Dichloro-1,1,2,2-tetrafluoroethane	ug/m^3	1.1 U	1.1 U	1.1 U	1.1 U	1.1 U	1.1 U	1.1 U
1,2-Dichlorobenzene	ug/m^3	0.92 U	0.92 U	0.92 U	0.92 U	0.92 U	0.92 U	0.92 U
1,2-Dichloroethane	ug/m^3	0.62 U	0.62 U	0.62 U	0.62 U	0.62 U	0.62 U	0.62 U
1,2-Dichloropropane	ug/m^3	0.70 U	0.70 U	0.70 U	0.70 U	0.70 U	0.70 U	0.70 U
1,3,5-Trimethylbenzene	ug/m^3	11	8.0	9.0	6.7	6.6	6.5 J	9.9
1,3-Butadiene	ug/m^3	0.34 U	0.34 U	0.34 U	0.34 U	0.34 U	0.34 U	0.34 U
1,3-Dichlorobenzene	ug/m^3	64	89	110	66	84	67	74
1,4-Dichlorobenzene	ug/m^3	43	24	38	30	26	20	26
1,4-Dioxane	ug/m^3	1.1 U	1.1 U	1.1 U	1.1 U	1.1 U	1.1 U	1.1 U
2,2,4-Trimethylpentane	ug/m^3	0.71 U	0.71 U	0.71 U	0.71 U	0.71 U	0.81	0.71 U
2-Butanone	ug/m^3	46	39	41	0.90 U	34	62	34
2-Hexanone	ug/m^3	1.2 U	1.2 U	1.2 U	1.2 U	1.2 U	1.2 U	1.2 U
3-Chloropropene	ug/m^3	0.48 U	0.48 U	0.48 U	0.48 U	0.48 U	0.48 U	0.48 U
4-Ethyltoluene	ug/m^3	3.7	1.9	2.0	2.3	1.9	4.1	2.8
4-Methyl-2-pentanone	ug/m^3	1.2 U	1.2 U	1.2 U	1.2 U	1.2 U	1.2 U	1.2 U
Acetone	ug/m^3	85	110	39	490	210	210	130
Benzene	ug/m^3	3.3	4.9	1.9	21	3.3	6.3	3.6
Benzyl Chloride	ug/m^3	0.88 U	0.88 U	0.88 U	0.88 U	0.88 U	0.88 U	0.88 U
Bromodichloromethane	ug/m^3	1.0 U	1.0 U	1.0 U	1.0 U	1.0 U	1.0 U	1.0 U
Bromoform	ug/m^3	1.6 U	1.6 U	1.6 U	1.6 U	1.6 U	1.6 U	1.6 U
Bromomethane	ug/m^3	0.59 U	0.59 U	0.59 U	0.59 U	0.59 U	0.59 U	0.59 U
Carbon Disulfide	ug/m^3	16	6.0	2.0	26	5.2	9.5	13
Carbon Tetrachloride	ug/m^3	0.96 U	0.96 U	0.96 U	0.96 U	0.96 U	0.83 J	0.96 U
Chlorobenzene	ug/m^3	0.70 U	0.70 U	0.70 U	0.70 U	0.70 U	0.70 U	0.70 U
Chloroethane	ug/m^3	0.40 U	0.40 U	0.40 U	0.40 U	0.40 U	0.40 U	0.40 U
Chloroform	ug/m^3	1.3	2.7	0.69 J	3.3	10	7.5	12
Chloromethane	ug/m^3	0.31 U	0.31 U	0.31 U	0.31 U	0.31 U	0.31 U	0.31 U
cis-1,2-Dichloroethene	ug/m^3	0.60 U	1.8	0.60 U	0.60 U	0.60 U	0.60 U	11
cis-1,3-Dichloropropene	ug/m^3	0.69 U	0.69 U	0.69 U	0.69 U	0.69 U	0.69 U	0.69 U
Cyclohexane	ug/m^3	0.52 U	0.52 U	0.52 U	170	0.52 U	0.52 U	7.5
Dibromochloromethane	ug/m^3	1.3 U	1.3 U	1.3 U	1.3 U	1.3 U	1.3 U	1.3 U
Dichlorodifluoromethane	ug/m^3	0.75 U	3.5	3,900	3.4	3.3	3.3	180
Ethyl acetate	ug/m^3	0.92 U	0.92 U	0.92 U	0.92 U	0.92 U	0.92 U	0.92 U
Ethylbenzene	ug/m^3	39	7.4	6.4	8.7	7.4	9.0	8.3
Heptane	ug/m^3	0.62 U	9.6	5.0	42 U	18	21	10
Hexachlorobutadiene	ug/m^3	1.6 U	1.6 U	1.6 U	1.6 U	1.6 U	1.6 U	1.6 U
Isopropanol	ug/m^3	NA	NA	NA	NA	NA	NA	NA
Isopropyl alcohol	ug/m^3	130	120	55	0.37 U	110	46	87
m&p-Xylene	ug/m^3	97	13	18	15	14	14	15
Methyl tert-butyl ether	ug/m^3	0.55 U	0.55 U	0.55 U	0.55 U	0.55 U	0.55 U	0.55 U
Methylene Chloride	ug/m^3	50	72	6.6	370	330	120	16
n-Hexane	ug/m^3	-	-	-	-	-	-	-
o-Xylene	ug/m^3	54	6.6	6.2	8.6	6.4	7.7	7.3
Propylene	ug/m^3	0.26 U	0.26 U	0.26 U	0.26 U	0.26 U	0.26 U	0.26 U
Styrene	ug/m^3	16	5.6 J	6.5	6.1 J	5.6 J	5.6 J	11
Tetrachloroethene	ug/m^3	29	3.7	200	4.1	4.1	12	65
Tetrahydrofuran	ug/m^3	0.45 U	0.45 U	0.45 U	0.45 U	0.45 U	0.45 U	0.45 U
Toluene	ug/m^3	93	130	120	150	110	130	95
trans-1,2-Dichloroethene	ug/m^3	0.60 U	0.60 U	0.60 U	0.60 U	0.60 U	0.60 U	0.60 U
trans-1,3-Dichloropropene	ug/m^3	0.69 U	0.69 U	0.69 U	0.69 U	0.69 U	0.69 U	0.69 U
Trichloroethene	ug/m^3	11	210	150	7.4	6.3	9.0	32
Trichlorofluoromethane	ug/m^3	2.8	1.7	19	1.8	1.8	1.8	4.6
Vinyl Acetate	ug/m^3	0.54 U	0.54 U	0.54 U	0.54 U	0.54 U	0.54 U	0.54 U
Vinyl Bromide	ug/m^3	0.67 U	0.67 U	0.67 U	0.67 U	0.67 U	0.67 U	0.67 U
Vinyl Chloride	ug/m^3	0.39 U	0.39 U	0.39 U	0.39 U	0.39 U	0.39 U	0.39 U

Notes:
µg/m^3 = Micrograms per cubic meter.
[1.0 U] = Duplicate results in brackets.
D = Concentration is based on a diluted sample analysis.
E = Concentration exceeded calibrated range.
J = Analyte detected at or below quantitation limits.
U = Not detected at the reporting limit.

ARCADIS

Table A-1. Summary of Indoor Air and Sub-Slab Soil Gas Sample Results,
Former Lockheed Martin French Road Facility, Utica, New York

Location ID: Lab Sample ID: Date Collected: Sample Type Field Notes:		SS-7 C0711025-003A 11/15/07 Sub-Slab	SS-8 C0711025-039A 11/15/07 Sub-Slab	SS-8SD C0711025-036A 11/15/07 Sub-Slab	SS-9 C0711025-027A 11/15/07 Sub-Slab	SS-S10 C0711025-001A 11/15/07 Sub-Slab	VP-10SD C0711025-033A 11/15/07 Sub-Slab	VP-11SD C0711025-030A 11/15/07 Sub-Slab
1,1,1-Trichloroethane	ug/m^3	2.3	21	27	24	0.83 U	0.83 U	19
1,1,2,2-Tetrachloroethane	ug/m^3	1.0 U	1.0 U	1.0 U	1.0 U	1.0 U	1.0 U	1.0 U
1,1,2-trichloro-1,2,2-trifluoroethane	ug/m^3	4.4	23	8.6	18	1.8	130	4.9
1,1,2-Trichloroethane	ug/m^3	0.83 U	0.83 U	0.83 U	0.83 U	0.83 U	0.83 U	0.83 U
1,1-Dichloroethane	ug/m^3	0.62 U	4.4	0.62 U	0.62 U	0.62 U	0.62 U	0.62 U
1,1-Dichloroethene	ug/m^3	0.60 U	0.60 U	0.60 U	0.60 U	0.60 U	0.60 U	0.60 U
1,2,4-Trichlorobenzene	ug/m^3	1.1 U	1.1 U	1.1 U	1.1 U	1.1 U	1.1 U	1.1 U
1,2,4-Trimethylbenzene	ug/m^3	10	6.0 J	8.4	7.3	8.4	8.6	5.8
1,2-Dibromoethane	ug/m^3	1.2 U	1.2 U	1.2 U	1.2 U	1.2 U	1.2 U	1.2 U
1,2-Dichloro-1,1,2,2-tetrafluoroethane	ug/m^3	1.1 U	1.1 U	1.1 U	1.1 U	1.1 U	1.1 U	1.1 U
1,2-Dichlorobenzene	ug/m^3	0.92 U	0.92 U	0.92 U	0.92 U	0.92 U	0.92 U	0.92 U
1,2-Dichloroethane	ug/m^3	0.62 U	0.62 U	0.62 U	0.62 U	0.62 U	0.62 U	0.62 U
1,2-Dichloropropane	ug/m^3	0.70 U	0.70 U	0.70 U	0.70 U	0.70 U	0.70 U	0.70 U
1,3,5-Trimethylbenzene	ug/m^3	9.6	6.5 J	8.8	9.0	6.9	5.7	6.1
1,3-Butadiene	ug/m^3	0.34 U	0.34 U	0.34 U	0.34 U	0.34 U	0.34 U	0.34 U
1,3-Dichlorobenzene	ug/m^3	95	110	100	97	100	76	59
1,4-Dichlorobenzene	ug/m^3	35	34	24	23	34	27	14
1,4-Dioxane	ug/m^3	1.1 U	1.1 U	1.1 U	1.1 U	1.1 U	1.1 U	1.1 U
2,2,4-Trimethylpentane	ug/m^3	0.47 J	0.71 U	0.71 U	0.71 U	0.71 U	0.71 U	0.71 U
2-Butanone	ug/m^3	54	51	36	110	43	47	42
2-Hexanone	ug/m^3	1.2 U	1.2 U	1.2 U	1.2 U	1.2 U	1.2 U	1.2 U
3-Chloropropene	ug/m^3	0.48 U	0.48 U	0.48 U	0.48 U	0.48 U	0.48 U	0.48 U
4-Ethyltoluene	ug/m^3	2.4	3.6	2.2	2.0	2.2	1.9	1.3
4-Methyl-2-pentanone	ug/m^3	1.2 U	1.2 U	1.2 U	1.2 U	1.2 U	1.2 U	1.2 U
Acetone	ug/m^3	110	0.72 U	0.72 U	1,100	180	290	92
Benzene	ug/m^3	2.1	0.49 U	3.1	20	1.4	3.4	1.7
Benzyl Chloride	ug/m^3	0.88 U	0.88 U	0.88 U	0.88 U	0.88 U	0.88 U	0.88 U
Bromodichloromethane	ug/m^3	1.0 U	1.0 U	1.0 U	1.0 U	0.95 J	1.0 U	1.0 U
Bromoform	ug/m^3	1.6 U	1.6 U	1.6 U	1.6 U	1.6 U	1.6 U	1.6 U
Bromomethane	ug/m^3	0.59 U	0.59 U	0.59 U	0.59 U	0.59 U	0.59 U	0.59 U
Carbon Disulfide	ug/m^3	4.3	6.3	6.0	20	2.8	19	2.2
Carbon Tetrachloride	ug/m^3	0.96 U	0.96 U	0.96 U	0.96 U	0.96 U	0.96 U	0.96 U
Chlorobenzene	ug/m^3	0.70 U	0.70 U	0.70 U	0.70 U	0.70 U	0.70 U	0.70 U
Chloroethane	ug/m^3	0.40 U	0.40 U	0.40 U	1.1	0.40 U	0.40 U	0.40 U
Chloroform	ug/m^3	39	12	38	4.4	49	0.84	5.0
Chloromethane	ug/m^3	0.31 U	0.31 U	0.31 U	0.31 U	0.31 U	0.31 U	0.31 U
cis-1,2-Dichloroethene	ug/m^3	0.60 U	0.60 U	0.60 U	0.60 U	8.2	0.60 U	1.2
cis-1,3-Dichloropropene	ug/m^3	0.69 U	0.69 U	0.69 U	0.69 U	0.69 U	0.69 U	0.69 U
Cyclohexane	ug/m^3	5.5	0.52 U	0.52 U	85	0.52 U	0.52 U	2.6
Dibromochloromethane	ug/m^3	1.3 U	1.3 U	1.3 U	1.3 U	1.3 U	1.3 U	1.3 U
Dichlorodifluoromethane	ug/m^3	3.0	0.75 U	0.75 U	3.6	2.8	1.4	3.2
Ethyl acetate	ug/m^3	0.92 U	0.92 U	0.92 U	0.92 U	0.92 U	0.92 U	0.92 U
Ethylbenzene	ug/m^3	8.4	9.1	7.6	7.1	7.8	6.0	5.3
Heptane	ug/m^3	11	7.9	0.62 U	40	8.8	0.62 U	6.5
Hexachlorobutadiene	ug/m^3	1.6 U	1.6 U	1.6 U	1.6 U	1.6 U	1.6 U	1.6 U
Isopropanol	ug/m^3	NA	NA	NA	NA	NA	NA	NA
Isopropyl alcohol	ug/m^3	110	0.37 U	0.37 U	0.37 U	0.37 U	660	0.37 U
m&p-Xylene	ug/m^3	19	16	15	17	18	19	17
Methyl tert-butyl ether	ug/m^3	0.55 U	0.55 U	0.55 U	0.55 U	0.55 U	0.55 U	0.55 U
Methylene Chloride	ug/m^3	43	68	30	190	19	160	37
n-Hexane	ug/m^3	-	-	-	-	-	-	-
o-Xylene	ug/m^3	7.7	8.9	7.1	7.4	7.2	5.1	4.3
Propylene	ug/m^3	0.26 U	0.26 U	0.26 U	0.26 U	0.26 U	0.26 U	0.26 U
Styrene	ug/m^3	7.8	6.1 J	5.6 J	6.9	7.4	9.6	7.2
Tetrachloroethene	ug/m^3	48	7.9	17	2.9	190	2.3	7.4
Tetrahydrofuran	ug/m^3	0.45 U	0.45 U	0.45 U	0.45 U	0.45 U	0.45 U	0.45 U
Toluene	ug/m^3	140	110	100	180	110	77	74
trans-1,2-Dichloroethene	ug/m^3	0.60 U	0.60 U	0.60 U	0.60 U	0.60 U	0.60 U	0.60 U
trans-1,3-Dichloropropene	ug/m^3	0.69 U	0.69 U	0.69 U	0.69 U	0.69 U	0.69 U	0.69 U
Trichloroethene	ug/m^3	12	11	310	7.9	21	6.3	14
Trichlorofluoromethane	ug/m^3	1.7	1.8	0.86 U	2.1	1.7	3.1	1.7
Vinyl Acetate	ug/m^3	0.54 U	0.54 U	0.54 U	0.54 U	0.54 U	0.54 U	0.54 U
Vinyl Bromide	ug/m^3	0.67 U	0.67 U	0.67 U	0.67 U	0.67 U	0.67 U	0.67 U
Vinyl Chloride	ug/m^3	0.39 U	0.39 U	0.39 U	0.39 U	0.39 U	0.39 U	0.39 U

Notes:
µg/m^3 = Micrograms per cubic meter.
[1.0 U] = Duplicate results in brackets.
D = Concentration is based on a diluted sample analysis.
E = Concentration exceeded calibrated range.
J = Analyte detected at or below quantitation limits.
U = Not detected at the reporting limit.

ARCADIS

Table A-1. Summary of Indoor Air and Sub-Slab Soil Gas Sample Results,
Former Lockheed Martin French Road Facility, Utica, New York

Location ID: Lab Sample ID: Date Collected: Sample Type Field Notes:		VP-12SD C0711025-012A 11/15/07 Sub-Slab	VP-14SD C0711025-017A 11/15/07 Sub-Slab	VP-9SD C0711025-029A 11/15/07 Sub-Slab	VMP-1A C0908051-022A 08/26/09 Sub-Slab	VMP-1A AA C0908051-013A 08/26/09 Indoor Air Paint like odor	VMP-1B C0908051-009A 08/26/09 Sub-Slab	VMP-1B AA C0908051-025A 08/26/09 Indoor Air High traffic area
1,1,1-Trichloroethane	ug/m^3	1.8 [0.67 J]	3.9	6.3	0.83 U [0.83 U]	0.83 U	0.83 U	0.83 U
1,1,2,2-Tetrachloroethane	ug/m^3	1.0 U [1.0 U]	1.0 U	1.0 U	1.0 UJ [1.0 UJ]	1.0 UJ	1.0 UJ	1.0 UJ
1,1,2-trichloro-1,2,2-trifluoroethane	ug/m^3	2.2 [1.2]	8.5	230	1.2 U [1.2 U]	1.2 U	1.2 U	1.2 U
1,1,2-Trichloroethane	ug/m^3	0.83 U [0.83 U]	0.83 U	0.83 U	0.83 U [0.83 U]	0.83 U	0.83 U	0.83 U
1,1-Dichloroethane	ug/m^3	0.62 U [0.62 U]	0.62 U	0.62 U	0.62 U [0.62 U]	0.62 U	0.62 U	0.62 U
1,1-Dichloroethene	ug/m^3	0.60 U [0.60 U]	0.60 U	0.60 U	0.60 U [0.60 U]	0.60 U	0.60 U	0.60 U
1,2,4-Trichlorobenzene	ug/m^3	1.1 U [1.1 U]	1.1 U	1.1 U	1.1 UJ [1.1 UJ]	1.1 UJ	1.1 UJ	1.1 UJ
1,2,4-Trimethylbenzene	ug/m^3	6.5 [2.0]	10	8.8	15 DJ [7.4 J]	15 DJ	21 J	6.0 DJ
1,2-Dibromoethane	ug/m^3	1.2 U [1.2 U]	1.2 U	1.2 U	1.2 U [1.2 U]	1.2 U	1.2 U	1.2 U
1,2-Dichloro-1,1,2,2-tetrafluoroethane	ug/m^3	1.1 U [1.1 U]	1.1 U	1.1 U	1.1 U [1.1 U]	1.1 U	1.1 U	1.1 U
1,2-Dichlorobenzene	ug/m^3	0.92 U [0.92 U]	0.92 U	0.92 U	0.92 UJ [0.92 UJ]	0.92 UJ	0.92 UJ	0.92 UJ
1,2-Dichloroethane	ug/m^3	0.62 U [0.62 U]	0.62 U	0.62 U	0.62 U [0.62 U]	0.62 U	0.62 U	0.62 U
1,2-Dichloropropane	ug/m^3	0.70 U [0.70 U]	0.70 U	0.70 U	0.70 U [0.70 U]	0.70 U	0.70 U	0.70 U
1,3,5-Trimethylbenzene	ug/m^3	7.0 [2.1]	8.7	7.5	13 J [2.5 J]	6.0 DJ	4.6 J	3.7 J
1,3-Butadiene	ug/m^3	0.34 U [0.34 U]	0.34 U	0.34 U	0.34 U [0.34 U]	0.34 U	0.34 U	0.34 U
1,3-Dichlorobenzene	ug/m^3	79 [12]	110	94	0.92 UJ [0.92 UJ]	0.92 UJ	0.92 UJ	0.92 UJ
1,4-Dichlorobenzene	ug/m^3	27 [8.8]	26	23	2.3 J [1.1 J]	3.3 J	4.6 J	4.2 J
1,4-Dioxane	ug/m^3	1.1 U [1.1 U]	1.1 U	1.1 U	1.1 UJ [1.1 UJ]	1.1 UJ	1.1 UJ	1.1 UJ
2,2,4-Trimethylpentane	ug/m^3	0.71 U [0.71 U]	3.2	0.71 U	0.71 U [0.52 J]	1.0	0.90 J	1.0
2-Butanone	ug/m^3	24 [5.1]	36	44	3.3 [3.8]	3.3	3.4 J	3.3
2-Hexanone	ug/m^3	1.2 U [1.2 U]	1.2 U	1.2 U	1.2 UJ [1.2 UJ]	1.2 U	1.2 UJ	1.2 UJ
3-Chloropropene	ug/m^3	0.48 U [0.48 U]	0.48 U	0.48 U	0.48 U [0.48 U]	0.48 U	0.48 U	0.48 U
4-Ethyltoluene	ug/m^3	1.6 [0.75 U]	5.3	2.1	23 J [6.8 J]	7.0 DJ	8.4 J	7.9 J
4-Methyl-2-pentanone	ug/m^3	1.2 U [1.2 U]	1.2 U	1.2 U	0.79 J [1.7 J]	1.0 J	1.2 U	0.58 J
Acetone	ug/m^3	47 [25]	32	34	60 D [69 D]	48 D	71 D	54 D
Benzene	ug/m^3	10 [3.3]	10	2.9	0.75 [1.0]	9.1 DJ	0.91 J	0.88
Benzyl Chloride	ug/m^3	0.88 U [0.88 U]	0.88 U	0.88 U	0.88 UJ [0.88 U]	0.88 UJ	0.88 UJ	0.88 UJ
Bromodichloromethane	ug/m^3	1.0 U [1.0 U]	1.0 U	1.0 U	1.0 U [1.0 U]	1.0 U	1.0 U	1.0 U
Bromoform	ug/m^3	1.6 U [1.6 U]	1.6 U	1.6 U	1.6 U [1.6 U]	1.6 U	1.6 U	1.6 U
Bromomethane	ug/m^3	0.59 U [0.59 U]	0.59 U	0.59 U	0.59 U [0.59 U]	0.59 U	0.59 U	0.59 U
Carbon Disulfide	ug/m^3	19 [3.5]	3.3	5.9	0.57 [1.3]	0.47	1.0 J	0.73
Carbon Tetrachloride	ug/m^3	0.96 U [0.96 U]	0.96 U	0.96 U	0.96 U [0.96 U]	0.45	0.96 U	0.38
Chlorobenzene	ug/m^3	0.70 U [0.70 U]	0.70 U	0.70 U	0.70 U [0.70 U]	0.70 U	0.70 U	0.70 U
Chloroethane	ug/m^3	0.40 U [0.40 U]	0.40 U	0.40 U	0.40 U [0.40 U]	0.40 U	0.40 U	0.40 U
Chloroform	ug/m^3	1.0 [0.50 J]	0.74	1.7	1.0 [1.1]	1.1	1.0 J	0.89
Chloromethane	ug/m^3	0.31 U [0.31 U]	0.31 U	0.31 U	1.4 [1.0]	1.0	1.2 J	1.2
cis-1,2-Dichloroethene	ug/m^3	0.60 U [0.60 U]	0.56 J	1.2	0.60 U [1.1]	0.60 U	1.8 J	0.60 U
cis-1,3-Dichloropropene	ug/m^3	0.69 U [0.69 U]	0.69 U	0.69 U	0.69 U [0.69 U]	0.69 U	0.69 U	0.69 U
Cyclohexane	ug/m^3	18 [5.9]	6.3	7.8	0.52 UJ [13 DJ]	16 D	34 D	42 D
Dibromochloromethane	ug/m^3	1.3 U [1.3 U]	1.3 U	1.3 U	1.3 U [1.3 U]	1.3 U	1.3 U	1.3 U
Dichlorodifluoromethane	ug/m^3	2.4 [3.2]	2.4	4.3	2.7 [2.7]	2.7	2.7 J	2.7
Ethyl acetate	ug/m^3	0.92 U [0.92 U]	0.92 U	0.92 U	1.6 [1.8]	1.9	2.6 J	3.0
Ethylbenzene	ug/m^3	6.3 [1.6]	8.8	7.9	2.6 J [2.8 J]	2.9 J	1.8 J	1.9 J
Heptane	ug/m^3	24 [5.1]	9.2	10	17 D [13 D]	11 D	21 J	12 D
Hexachlorobutadiene	ug/m^3	1.6 U [1.6 U]	1.6 U	1.6 U	1.6 UJ [1.6 UJ]	1.6 UJ	1.6 UJ	1.6 UJ
Isopropanol	ug/m^3	NA	NA	NA	NA	NA	NA	NA
Isopropyl alcohol	ug/m^3	0.37 U [0.37 U]	0.37 U	24	1,600 D [2,000 D]	1,200 D	2,100 D	2,200 D
m&p-Xylene	ug/m^3	19 J [4.4]	24	14	8.1 J [5.4 J]	8.7 J	3.6 J	3.3 J
Methyl tert-butyl ether	ug/m^3	0.55 U [0.55 U]	0.55 U	0.55 U	0.55 U [0.55 U]	0.55 UJ	0.55 U	0.55 U
Methylene Chloride	ug/m^3	29 [3.5]	11	20	330 D [390 D]	300 DJ	510 D	500 D
n-Hexane	ug/m^3	-	-	-	-	-	-	-
o-Xylene	ug/m^3	5.9 [1.2]	6.6	6.9	2.5 J [2.3 J]	2.6	1.8 J	1.5 J
Propylene	ug/m^3	0.26 U [0.26 U]	0.26 U	0.26 U	0.26 U [0.26 U]	0.26 U	0.26 U	0.26 U
Styrene	ug/m^3	8.5 [1.1]	5.6 J	5.2 J	2.9 J [2.7 J]	3.3 J	8.3 J	9.2 J
Tetrachloroethene	ug/m^3	2.7 [1.0]	3.2	4.9	1.1 J [1.3 J]	0.83 J	1.7 J	0.69 J
Tetrahydrofuran	ug/m^3	0.45 U [0.45 U]	0.45 U	0.45 U	1.8 [2.3]	0.45 U	0.45 U	0.45 U
Toluene	ug/m^3	110 [20]	200	110	7.1 J [6.8 J]	8.4 J	16 DJ	13 DJ
trans-1,2-Dichloroethene	ug/m^3	0.60 U [0.60 U]	0.60 U	0.60 U	0.60 U [0.60 U]	0.60 U	0.60 U	0.60 U
trans-1,3-Dichloropropene	ug/m^3	0.69 U [0.69 U]	0.69 U	0.69 U	0.69 U [0.69 U]	0.69 U	0.69 U	0.69 U
Trichloroethene	ug/m^3	3.3 [2.0]	4.0	8.1	2.1 J [7.9 J]	1.9	8.6 J	1.9
Trichlorofluoromethane	ug/m^3	2.3 [2.5]	18	2.1	3.9 [4.1]	4.0	2.8 J	2.6
Vinyl Acetate	ug/m^3	0.54 U [0.54 U]	0.54 U	0.54 U	0.54 UJ [0.54 UJ]	0.54 UJ	0.54 UJ	0.54 UJ
Vinyl Bromide	ug/m^3	0.67 U [0.67 U]	0.67 U	0.67 U	0.67 U [0.67 U]	0.67 U	0.67 U	0.67 U
Vinyl Chloride	ug/m^3	0.39 U [0.39 U]	0.39 U	0.39 U	0.39 U [0.39 U]	0.10 U	0.39 U	0.10 U

Notes:
µg/m^3 = Micrograms per cubic meter.
[1.0 U] = Duplicate results in brackets.
D = Concentration is based on a diluted sample analysis.
E = Concentration exceeded calibrated range.
J = Analyte detected at or below quantitation limits.
U = Not detected at the reporting limit.

ARCADIS

Table A-1. Summary of Indoor Air and Sub-Slab Soil Gas Sample Results,
Former Lockheed Martin French Road Facility, Utica, New York

Location ID: Lab Sample ID: Date Collected: Sample Type Field Notes:		VMP-1C C0908051-020A 08/26/09 Sub-Slab	VMP-1C AA C0908051-021A 08/26/09 Indoor Air Near machine	VMP-2A C0908051-019A 08/26/09 Sub-Slab	VMP-2A AA C0908051-001A 08/26/09 Indoor Air	VMP-2B C0908051-010A 08/26/09 Sub-Slab	VMP-2B AA C0908051-018A 08/26/09 Indoor Air Odor of burning / electronics
1,1,1-Trichloroethane	ug/m^3	0.83 U	0.83 U	0.83 U	0.83 UJ	0.83 U	0.83 U
1,1,2,2-Tetrachloroethane	ug/m^3	1.0 UJ	1.0 UJ	1.0 UJ	1.0 UJ	1.0 UJ	1.0 UJ
1,1,2-trichloro-1,2,2-trifluoroethane	ug/m^3	1.2 U	0.86 J	0.86 J	1.2 UJ	1.2 U	1.2 U
1,1,2-Trichloroethane	ug/m^3	0.83 U	0.83 U	0.83 U	0.83 UJ	0.83 U	0.83 U
1,1-Dichloroethane	ug/m^3	0.62 U	0.62 U	0.62 U	0.62 UJ	0.62 U	0.62 U
1,1-Dichloroethene	ug/m^3	0.60 U	0.60 U	0.60 U	0.60 UJ	0.60 U	0.60 U
1,2,4-Trichlorobenzene	ug/m^3	1.1 UJ	1.1 UJ	1.1 UJ	1.1 UJ	3.9 J	1.1 UJ
1,2,4-Trimethylbenzene	ug/m^3	22 J	19 J	21 J	17 DJ	19 J	6.5 DJ
1,2-Dibromoethane	ug/m^3	1.2 U	1.2 U	1.2 U	1.2 UJ	1.2 U	1.2 U
1,2-Dichloro-1,1,2,2-tetrafluoroethane	ug/m^3	1.1 U	1.1 U	1.1 U	1.1 UJ	1.1 U	1.1 U
1,2-Dichlorobenzene	ug/m^3	0.92 UJ	0.92 UJ	0.92 UJ	0.92 UJ	0.92 UJ	0.92 UJ
1,2-Dichloroethane	ug/m^3	0.62 U	0.62 U	0.62 U	0.62 UJ	0.62 U	0.62 U
1,2-Dichloropropane	ug/m^3	0.70 U	0.70 U	0.70 U	0.70 UJ	0.70 U	0.70 U
1,3,5-Trimethylbenzene	ug/m^3	4.5 J	3.7 J	4.5 J	6.1 J	4.2 J	4.0 J
1,3-Butadiene	ug/m^3	0.34 U	0.34 U	0.34 U	0.34 UJ	0.34 U	0.34 U
1,3-Dichlorobenzene	ug/m^3	0.92 UJ	0.92 UJ	0.92 UJ	0.92 UJ	0.92 UJ	0.92 UJ
1,4-Dichlorobenzene	ug/m^3	4.0 J	3.3 J	3.4 J	2.3 J	2.8 J	2.8 J
1,4-Dioxane	ug/m^3	1.1 UJ	1.1 UJ	1.1 UJ	1.1 UJ	1.1 UJ	1.1 UJ
2,2,4-Trimethylpentane	ug/m^3	0.47 J	0.90 J	0.62 J	2.1 J	0.62 J	0.52 J
2-Butanone	ug/m^3	3.1	3.0	3.1	2.8 J	2.8	3.1
2-Hexanone	ug/m^3	0.50 J	1.2 UJ	0.46 J	1.2 UJ	0.50 J	1.2 UJ
3-Chloropropene	ug/m^3	0.48 U	0.48 U	0.48 U	0.48 UJ	0.48 U	0.48 U
4-Ethyltoluene	ug/m^3	11 J	8.2 J	9.4 J	12 J	11 J	8.0 J
4-Methyl-2-pentanone	ug/m^3	1.1 J	1.1 J	1.9 J	1.3 J	1.7 J	1.0 J
Acetone	ug/m^3	41 D	57 D	43 D	99 DJ	61 D	49 D
Benzene	ug/m^3	0.78 J	0.75 J	0.71	1.7 J	0.75 J	0.78
Benzyl Chloride	ug/m^3	0.88 UJ	0.88 UJ	0.88 UJ	0.88 UJ	0.88 UJ	0.88 UJ
Bromodichloromethane	ug/m^3	1.0 U	1.0 U	1.0 U	1.0 UJ	1.0 U	1.0 U
Bromoform	ug/m^3	1.6 U	1.6 U	1.6 U	1.6 UJ	1.6 U	1.6 U
Bromomethane	ug/m^3	0.59 U	0.59 U	0.59 U	0.59 UJ	0.59 U	0.59 U
Carbon Disulfide	ug/m^3	0.60	0.73	0.85	0.47 J	0.76	0.44 J
Carbon Tetrachloride	ug/m^3	0.96 U	0.45 J	0.96 U	0.45 J	0.96 U	0.38
Chlorobenzene	ug/m^3	0.70 U	0.70 U	0.70 U	0.47 J	0.70 U	0.70 U
Chloroethane	ug/m^3	0.40 U	0.40 U	0.40 U	0.40 UJ	0.40 U	0.40 U
Chloroform	ug/m^3	0.84	0.79	0.79	1.1 J	0.79	0.84
Chloromethane	ug/m^3	1.0	1.2	1.4	1.0 J	1.2	1.2
cis-1,2-Dichloroethene	ug/m^3	0.60 U	0.60 U	0.60 U	0.60 UJ	0.60 U	0.60 U
cis-1,3-Dichloropropene	ug/m^3	0.69 U	0.69 U	0.69 U	0.69 UJ	0.69 U	0.69 U
Cyclohexane	ug/m^3	49 D	36 D	16 D	55 DJ	39 D	26 D
Dibromochloromethane	ug/m^3	1.3 U	1.3 U	1.3 U	1.3 UJ	1.3 U	1.3 U
Dichlorodifluoromethane	ug/m^3	2.7	2.6	2.8	2.8 J	3.1	2.9
Ethyl acetate	ug/m^3	1.7	2.3	2.9	2.1 J	3.4	2.7
Ethylbenzene	ug/m^3	1.6 J	1.8 J	2.0 J	1.7 J	1.9 J	1.6 J
Heptane	ug/m^3	28 D	14 D	10 DJ	52 DJ	18 D	5.0 DJ
Hexachlorobutadiene	ug/m^3	1.6 UJ	1.6 UJ	1.6 UJ	1.6 UJ	1.6 UJ	1.6 UJ
Isopropanol	ug/m^3	NA	NA	NA	NA	NA	NA
Isopropyl alcohol	ug/m^3	770 D	1,800 D	1,400 D	3,100 DJ	2,800 D	2,400 D
m&p-Xylene	ug/m^3	3.4 J	3.2 J	3.0 J	3.8 J	4.3 J	2.3 J
Methyl tert-butyl ether	ug/m^3	0.55 U	0.55 U	0.55 U	0.55 UJ	0.55 U	0.55 U
Methylene Chloride	ug/m^3	290 D	420 D	240 D	180 DJ	440 D	400 D
n-Hexane	ug/m^3	-	-	-	-	-	-
o-Xylene	ug/m^3	1.9 J	1.6 J	1.7 J	2.1 J	3.2 J	1.5 J
Propylene	ug/m^3	0.26 U	0.26 U	0.26 U	0.26 UJ	0.26 U	0.26 U
Styrene	ug/m^3	7.9 J	8.7 J	11 J	7.7 J	11 J	10 J
Tetrachloroethene	ug/m^3	1.0 U	0.69 J	1.0 U	1.0 UJ	1.0 U	0.90 J
Tetrahydrofuran	ug/m^3	0.45 U	0.45 U	3.3	0.45 UJ	0.45 U	0.45 U
Toluene	ug/m^3	18 DJ	17 DJ	9.2 DJ	27 DJ	18 DJ	14 DJ
trans-1,2-Dichloroethene	ug/m^3	0.60 U	0.60 U	0.60 U	0.60 UJ	0.60 U	0.60 U
trans-1,3-Dichloropropene	ug/m^3	0.69 U	0.69 U	0.69 U	0.69 UJ	0.69 U	0.69 U
Trichloroethene	ug/m^3	1.6 J	1.7 J	1.7	2.2 J	1.4 J	1.6
Trichlorofluoromethane	ug/m^3	2.9	2.6	2.6	3.3 J	2.7	2.6
Vinyl Acetate	ug/m^3	0.54 UJ	0.54 UJ	0.54 UJ	0.54 UJ	0.54 UJ	0.54 UJ
Vinyl Bromide	ug/m^3	0.67 U	0.67 U	0.67 U	0.67 UJ	0.67 U	0.67 U
Vinyl Chloride	ug/m^3	0.39 U	0.10 U	0.39 U	0.10 UJ	0.39 U	0.10 U

Notes:
µg/m^3 = Micrograms per cubic meter.
[1.0 U] = Duplicate results in brackets.
D = Concentration is based on a diluted sample analysis.
E = Concentration exceeded calibrated range.
J = Analyte detected at or below quantitation limits.
U = Not detected at the reporting limit.

ARCADIS

Table A-1. Summary of Indoor Air and Sub-Slab Soil Gas Sample Results,
Former Lockheed Martin French Road Facility, Utica, New York

Location ID: Lab Sample ID: Date Collected: Sample Type Field Notes:		VMP-2C C0908051-024A 08/26/09 Sub-Slab	VMP-2C AA C0908051-012A 08/26/09 Indoor Air Burning odor / soldering	VMP-3A C0908051-002A 08/26/09 Sub-Slab	VMP-3A AA C0908051-003A 08/26/09 Indoor Air	VMP-3B C0908051-027A 08/26/09 Sub-Slab	VMP-3B AA C0908051-028A 08/26/09 Indoor Air
1,1,1-Trichloroethane	ug/m^3	0.83 U	0.83 U	110 D	0.83 U	0.83 U	0.83 U
1,1,2,2-Tetrachloroethane	ug/m^3	1.0 UJ	1.0 UJ	1.0 UJ	1.0 UJ	1.0 UJ	1.0 UJ
1,1,2-trichloro-1,2,2-trifluoroethane	ug/m^3	1.2 U	1.2 U	36 D	1.2 U	0.93 J	1.2 U
1,1,2-Trichloroethane	ug/m^3	0.83 U	0.83 U	0.83 U	0.83 U	0.83 U	0.83 U
1,1-Dichloroethane	ug/m^3	0.62 U	0.62 U	6.5 J	0.62 U	0.62 U	0.62 U
1,1-Dichloroethene	ug/m^3	0.60 U	0.60 U	0.60 U	0.60 U	0.60 U	0.60 U
1,2,4-Trichlorobenzene	ug/m^3	1.1 UJ	1.1 UJ	1.1 UJ	1.1 UJ	1.1 UJ	1.1 UJ
1,2,4-Trimethylbenzene	ug/m^3	22 J	8.5 DJ	6.5 J	4.8 J	16 J	3.4 J
1,2-Dibromoethane	ug/m^3	1.2 U	1.2 U	1.2 U	1.2 U	1.2 U	1.2 U
1,2-Dichloro-1,1,2,2-tetrafluoroethane	ug/m^3	1.1 U	1.1 U	1.1 U	1.1 U	1.1 U	1.1 U
1,2-Dichlorobenzene	ug/m^3	0.92 UJ	0.92 UJ	0.92 UJ	0.92 UJ	0.92 UJ	0.92 UJ
1,2-Dichloroethane	ug/m^3	0.62 U	0.62 U	0.62 U	0.62 U	0.62 U	0.62 U
1,2-Dichloropropane	ug/m^3	0.70 U	0.70 U	0.70 U	0.70 U	0.70 U	0.70 U
1,3,5-Trimethylbenzene	ug/m^3	4.7 J	4.4 J	0.75 UJ	1.2 J	4.4 J	0.90 J
1,3-Butadiene	ug/m^3	0.34 U	0.34 U	0.34 U	0.34 U	0.34 U	0.34 U
1,3-Dichlorobenzene	ug/m^3	0.92 UJ	0.92 UJ	0.92 UJ	0.92 UJ	0.92 UJ	0.92 UJ
1,4-Dichlorobenzene	ug/m^3	2.6 J	3.2 J	12 DJ	14 J	11 J	7.2 J
1,4-Dioxane	ug/m^3	1.1 UJ	1.1 UJ	1.1 UJ	1.1 UJ	1.1 UJ	1.1 UJ
2,2,4-Trimethylpentane	ug/m^3	0.52 J	0.85	0.71 U	0.95	0.66 J	0.62 J
2-Butanone	ug/m^3	3.2	2.9	7.0 J	5.5	6.4	3.7
2-Hexanone	ug/m^3	1.2 UJ	1.2 U	1.2 UJ	1.2 U	1.2 UJ	1.2 UJ
3-Chloropropene	ug/m^3	0.48 U	0.48 U	0.48 U	0.48 U	0.48 U	0.48 U
4-Ethyltoluene	ug/m^3	8.4 J	8.6 J	0.75 UJ	3.6 J	5.6 J	2.5 J
4-Methyl-2-pentanone	ug/m^3	1.4 J	1.4 J	1.2 U	0.75 J	1.2 U	0.58 J
Acetone	ug/m^3	46 D	54 D	41 D	120 D	91 D	42 D
Benzene	ug/m^3	0.81	1.0	0.81 J	1.0	1.2	0.78
Benzyl Chloride	ug/m^3	0.88 UJ	0.88 UJ	0.88 UJ	0.88 UJ	0.88 UJ	0.88 UJ
Bromodichloromethane	ug/m^3	1.0 U	1.0 U	1.0 U	1.0 U	1.0 U	1.0 U
Bromoform	ug/m^3	1.6 U	1.6 U	1.6 U	1.6 U	1.6 U	1.6 U
Bromomethane	ug/m^3	0.59 U	0.59 U	0.59 U	0.59 U	0.59 U	0.59 U
Carbon Disulfide	ug/m^3	0.89	0.79	4.1 J	0.51	2.1	0.54
Carbon Tetrachloride	ug/m^3	0.96 U	0.45	0.96 U	0.45	0.96 U	0.45
Chlorobenzene	ug/m^3	0.47 J	0.70 U	0.70 U	0.70 U	0.70 U	0.70 U
Chloroethane	ug/m^3	0.40 U	0.40 U	1.3 J	0.40 U	0.40 U	0.40 U
Chloroform	ug/m^3	0.74	0.79	21 J	1.2	1.2	1.1
Chloromethane	ug/m^3	1.4	1.3	0.31 U	1.0	1.1	0.80
cis-1,2-Dichloroethene	ug/m^3	0.44 J	0.60 U	5.6 J	0.60 U	0.60 U	0.60 U
cis-1,3-Dichloropropene	ug/m^3	0.69 U	0.69 U	0.69 U	0.69 U	0.69 U	0.69 U
Cyclohexane	ug/m^3	24 D	50 D	0.52 U	24 D	20 D	8.7 D
Dibromochloromethane	ug/m^3	1.3 U	1.3 U	1.3 U	1.3 U	1.3 U	1.3 U
Dichlorodifluoromethane	ug/m^3	3.0	2.9	2.4 J	2.9	2.6	2.6
Ethyl acetate	ug/m^3	3.2	3.6	0.92 U	4.9	3.3	3.3
Ethylbenzene	ug/m^3	2.1 J	2.2 J	1.0 J	1.1 J	2.4 J	0.84 J
Heptane	ug/m^3	12	10 D	0.62 U	5.5	7.8	3.6
Hexachlorobutadiene	ug/m^3	1.6 UJ	1.6 UJ	1.6 UJ	1.6 UJ	1.6 UJ	1.6 UJ
Isopropanol	ug/m^3	NA	NA	NA	NA	NA	NA
Isopropyl alcohol	ug/m^3	470 D	2,900 D	260 D	3,500 D	1,900 D	1,400 D
m&p-Xylene	ug/m^3	2.6 J	2.9 J	3.0 J	2.8 J	5.0 J	2.1 J
Methyl tert-butyl ether	ug/m^3	0.55 U	0.55 UJ	0.55 U	0.55 UJ	0.55 U	0.55 U
Methylene Chloride	ug/m^3	330 D	510 D	390 D	1,500 D	930 D	550 D
n-Hexane	ug/m^3	-	-	-	-	-	-
o-Xylene	ug/m^3	1.8 J	2.0 J	1.6 J	1.3 J	1.8 J	0.88 J
Propylene	ug/m^3	0.26 U	0.26 U	0.26 U	0.26 U	0.26 U	0.26 U
Styrene	ug/m^3	12 J	8.7 DJ	3.1 J	2.0 J	3.1 J	2.5 J
Tetrachloroethene	ug/m^3	1.0 U	0.69 J	12 J	1.0 U	1.0 U	1.0 U
Tetrahydrofuran	ug/m^3	0.45 U	0.45 U	15 J	0.45 U	13	0.45 U
Toluene	ug/m^3	12 DJ	18 DJ	11 DJ	19 DJ	9.4 J	5.7 DJ
trans-1,2-Dichloroethene	ug/m^3	0.60 U	0.60 U	0.60 U	0.60 U	0.60 U	0.60 U
trans-1,3-Dichloropropene	ug/m^3	0.69 U	0.69 U	0.69 U	0.69 U	0.69 U	0.69 U
Trichloroethene	ug/m^3	1.9	1.7	460 D	1.6	2.2	1.6
Trichlorofluoromethane	ug/m^3	2.6	2.9	1.7 J	2.1	3.3	1.9
Vinyl Acetate	ug/m^3	0.54 UJ	0.54 UJ	0.75 J	0.54 UJ	0.54 UJ	0.54 UJ
Vinyl Bromide	ug/m^3	0.67 U	0.67 U	0.67 U	0.67 U	0.67 U	0.67 U
Vinyl Chloride	ug/m^3	0.39 U	0.10 U	0.39 U	0.10 U	0.39 U	0.10 U

Notes:
µg/m^3 = Micrograms per cubic meter.
[1.0 U] = Duplicate results in brackets.
D = Concentration is based on a diluted sample analysis.
E = Concentration exceeded calibrated range.
J = Analyte detected at or below quantitation limits.
U = Not detected at the reporting limit.

ARCADIS

Table A-1. Summary of Indoor Air and Sub-Slab Soil Gas Sample Results,
Former Lockheed Martin French Road Facility, Utica, New York

Location ID: Lab Sample ID: Date Collected: Sample Type Field Notes:		VMP-3C C0908051-014A 08/26/09 Sub-Slab	VMP-3C AA C0908051-015A 08/26/09 Indoor Air Near machine	VMP-3D C0908051-029A 08/26/09 Sub-Slab	VMP-3D AA C0908051-007A 08/26/09 Indoor Air Near machine	VMP-3E C0908051-017A 08/26/09 Sub-Slab	VMP-3E AA C0908051-008A 08/26/09 Indoor Air Strong odor of orange cleaner
1,1,1-Trichloroethane	ug/m^3	0.83 U	0.83 U	0.83 U	0.83 U	0.83 U	0.83 U
1,1,2,2-Tetrachloroethane	ug/m^3	1.0 UJ	1.0 UJ	1.0 UJ	1.0 UJ	1.0 UJ	1.0 UJ
1,1,2-trichloro-1,2,2-trifluoroethane	ug/m^3	1.2 U	0.86 J	1.0 J	1.2 U	1.3	1.2 U
1,1,2-Trichloroethane	ug/m^3	0.83 U	0.83 U	0.83 U	0.83 U	0.83 U	0.83 U
1,1-Dichloroethane	ug/m^3	0.62 U	0.62 U	0.62 U	0.62 U	0.62 U	0.62 U
1,1-Dichloroethene	ug/m^3	0.60 U	0.60 U	0.60 U	0.60 U	0.60 U	0.60 U
1,2,4-Trichlorobenzene	ug/m^3	1.1 UJ	1.1 UJ	1.1 UJ	1.1 UJ	1.1 UJ	1.1 UJ
1,2,4-Trimethylbenzene	ug/m^3	5.6 J	2.3 J	5.1 J	2.7 J	4.4 J	3.9 J
1,2-Dibromoethane	ug/m^3	1.2 U	1.2 U	1.2 U	1.2 U	1.2 U	1.2 U
1,2-Dichloro-1,1,2,2-tetrafluoroethane	ug/m^3	1.1 U	1.1 U	1.1 U	1.1 U	1.1 U	1.1 U
1,2-Dichlorobenzene	ug/m^3	0.92 UJ	0.92 UJ	0.92 UJ	0.92 UJ	0.92 UJ	0.92 UJ
1,2-Dichloroethane	ug/m^3	0.62 U	0.62 U	0.62 U	0.62 U	0.62 U	0.62 U
1,2-Dichloropropane	ug/m^3	0.70 U	0.70 U	0.70 U	0.70 U	0.70 U	0.70 U
1,3,5-Trimethylbenzene	ug/m^3	0.75 UJ	0.80 J	1.7 J	0.65 J	1.4 J	0.90 J
1,3-Butadiene	ug/m^3	0.34 U	0.34 U	0.34 U	0.34 U	0.34 U	0.34 U
1,3-Dichlorobenzene	ug/m^3	0.92 UJ	0.92 UJ	0.92 UJ	0.92 UJ	0.92 UJ	0.92 UJ
1,4-Dichlorobenzene	ug/m^3	6.8 J	4.6 J	5.6 J	4.5 J	2.8 J	3.4 J
1,4-Dioxane	ug/m^3	1.1 UJ	1.1 UJ	1.1 UJ	1.1 UJ	1.1 UJ	1.1 UJ
2,2,4-Trimethylpentane	ug/m^3	0.62 J	0.52 J	0.71 U	0.52 J	0.62 J	0.76
2-Butanone	ug/m^3	4.9	3.0	3.3	3.0	3.8	2.5
2-Hexanone	ug/m^3	1.2 UJ	1.2 UJ	1.2 UJ	1.2 U	1.2 UJ	1.2 U
3-Chloropropene	ug/m^3	0.48 U	0.48 U	0.48 U	0.48 U	0.48 U	0.48 U
4-Ethyltoluene	ug/m^3	0.75 UJ	1.8 J	5.4 J	2.3 J	4.2 J	2.6 J
4-Methyl-2-pentanone	ug/m^3	1.2 U	1.2 U	1.5 J	0.67 J	1.2 U	1.2 U
Acetone	ug/m^3	84 D	48 D	65 D	59 D	130 D	46 D
Benzene	ug/m^3	0.71 J	0.68	0.71 J	0.71	0.94	0.78
Benzyl Chloride	ug/m^3	0.88 UJ	0.88 UJ	0.88 UJ	0.88 UJ	0.88 UJ	0.88 UJ
Bromodichloromethane	ug/m^3	1.0 U	1.0 U	1.0 U	1.0 U	1.0 U	1.0 U
Bromoform	ug/m^3	1.6 U	1.6 U	1.6 U	1.6 U	1.6 U	1.6 U
Bromomethane	ug/m^3	0.59 U	0.59 U	0.59 U	0.59 U	0.59 U	0.59 U
Carbon Disulfide	ug/m^3	2.0	1.2	2.3	0.76	1.0	0.41 J
Carbon Tetrachloride	ug/m^3	0.96 U	0.45	0.96 U	0.45	0.96 U	0.45
Chlorobenzene	ug/m^3	0.70 U	0.70 U	0.70 U	0.70 U	0.70 U	0.70 U
Chloroethane	ug/m^3	0.40 U	0.40 U	0.40 U	0.40 U	0.40 U	0.40 U
Chloroform	ug/m^3	1.0	1.2	1.2	1.4	19 D	1.1
Chloromethane	ug/m^3	0.97	1.0	0.92	1.0	0.82	0.97
cis-1,2-Dichloroethene	ug/m^3	0.60 U	0.60 U	0.44 J	0.60 U	0.60 U	0.60 U
cis-1,3-Dichloropropene	ug/m^3	0.69 U	0.69 U	0.69 U	0.69 U	0.69 U	0.69 U
Cyclohexane	ug/m^3	0.52 U	24 D	17 J	0.52 U	0.52 U	0.52 U
Dibromochloromethane	ug/m^3	1.3 U	1.3 U	1.3 U	1.3 U	1.3 U	1.3 U
Dichlorodifluoromethane	ug/m^3	2.7	2.7	2.5	2.8	2.7	2.7
Ethyl acetate	ug/m^3	2.2	2.7	2.3	2.5	1.4	1.9
Ethylbenzene	ug/m^3	6.4 J	0.88 J	0.97 J	0.75 J	2.2 J	1.6 J
Heptane	ug/m^3	10 DJ	3.0	3.5 J	3.0	19 D	12 D
Hexachlorobutadiene	ug/m^3	1.6 UJ	1.6 UJ	1.6 U	1.6 UJ	1.6 UJ	1.6 UJ
Isopropanol	ug/m^3	NA	NA	NA	NA	NA	NA
Isopropyl alcohol	ug/m^3	1,200 D	1,300 D	1,200 D	1,500 D	290 D	1,100 D
m&p-Xylene	ug/m^3	16 J	1.8 J	2.0 J	1.6 J	5.0 J	4.1 J
Methyl tert-butyl ether	ug/m^3	0.55 U	0.55 U	0.55 U	0.55 UJ	0.55 U	0.55 UJ
Methylene Chloride	ug/m^3	580 D	570 D	260 D	560 D	210 D	440 D
n-Hexane	ug/m^3	-	-	-	-	-	-
o-Xylene	ug/m^3	3.8 J	0.62 J	0.88 J	0.66 J	1.6 J	1.2 J
Propylene	ug/m^3	0.26 U	0.26 U	0.26 U	0.26 U	0.26 U	0.26 U
Styrene	ug/m^3	2.6 J	2.2 J	2.7 J	2.9 J	1.8 J	2.5 J
Tetrachloroethene	ug/m^3	1.0 U	0.76 J	1.0 U	1.0 U	1.9 J	0.83 J
Tetrahydrofuran	ug/m^3	0.45 U	0.45 U	1.7	0.45 U	0.45 U	0.45 U
Toluene	ug/m^3	8.0 J	8.0 J	7.9 J	7.7 J	7.4 J	6.5 J
trans-1,2-Dichloroethene	ug/m^3	0.60 U	0.60 U	0.60 U	0.60 U	0.60 U	0.60 U
trans-1,3-Dichloropropene	ug/m^3	0.69 U	0.69 U	0.69 U	0.69 U	0.69 U	0.69 U
Trichloroethene	ug/m^3	1.6 J	2.0	2.5 J	1.9	2.8	2.1
Trichlorofluoromethane	ug/m^3	2.0	2.0	3.1	2.1	3.6	4.1
Vinyl Acetate	ug/m^3	0.54 UJ	0.54 UJ	0.54 UJ	0.54 UJ	0.54 UJ	0.54 UJ
Vinyl Bromide	ug/m^3	0.67 U	0.67 U	0.67 U	0.67 U	0.67 U	0.67 U
Vinyl Chloride	ug/m^3	0.39 U	0.10 U	0.39 U	0.10 U	0.39 U	0.10 U

Notes:
µg/m^3 = Micrograms per cubic meter.
[1.0 U] = Duplicate results in brackets.
D = Concentration is based on a diluted sample analysis.
E = Concentration exceeded calibrated range.
J = Analyte detected at or below quantitation limits.
U = Not detected at the reporting limit.

ARCADIS

Table A-1. Summary of Indoor Air and Sub-Slab Soil Gas Sample Results,
Former Lockheed Martin French Road Facility, Utica, New York

Location ID: Lab Sample ID: Date Collected: Sample Type Field Notes:		VMP-4 C0908051-011A 08/26/09 Sub-Slab	VMP-4 AA C0908051-026A 08/26/09 Indoor Air People working nearby	VMP-5 C0908051-016A 08/26/09 Sub-Slab	VMP-5 AA C0908051-006A 08/26/09 Indoor Air	VMP-7 C0908051-004A 08/26/09 Sub-Slab	VMP-7 AA C0908051-005A 08/26/09 Indoor Air
1,1,1-Trichloroethane	ug/m^3	0.83 U	0.83 U	0.83 U	0.83 UJ	0.83 U	0.83 U
1,1,2,2-Tetrachloroethane	ug/m^3	1.0 UJ	1.0 UJ	1.0 UJ	1.0 UJ	1.0 UJ	1.0 UJ
1,1,2-trichloro-1,2,2-trifluoroethane	ug/m^3	1.2 U	1.2 U	1.5	1.2 UJ	1.2 U	1.2 U
1,1,2-Trichloroethane	ug/m^3	0.83 U	0.83 U	0.83 U	0.83 UJ	0.83 U	0.83 U
1,1-Dichloroethane	ug/m^3	0.62 U	0.62 U	0.62 U	0.62 UJ	0.62 U	0.62 U
1,1-Dichloroethene	ug/m^3	0.60 U	0.60 U	0.60 U	0.60 UJ	0.60 U	0.60 U
1,2,4-Trichlorobenzene	ug/m^3	1.1 UJ	1.1 UJ	1.1 UJ	1.1 UJ	1.1 UJ	1.1 UJ
1,2,4-Trimethylbenzene	ug/m^3	20 J	8.0 DJ	7.0 J	4.9 J	7.2 J	4.9 J
1,2-Dibromoethane	ug/m^3	1.2 U	1.2 U	1.2 U	1.2 UJ	1.2 U	1.2 U
1,2-Dichloro-1,1,2,2-tetrafluoroethane	ug/m^3	1.1 U	1.1 U	1.1 U	1.1 UJ	1.1 U	1.1 U
1,2-Dichlorobenzene	ug/m^3	0.92 UJ	0.92 UJ	0.92 UJ	0.92 UJ	0.92 UJ	0.92 UJ
1,2-Dichloroethane	ug/m^3	0.62 U	0.62 U	0.62 U	0.62 UJ	0.62 U	0.62 U
1,2-Dichloropropane	ug/m^3	0.70 U	0.70 U	0.70 U	0.70 UJ	0.70 U	0.70 U
1,3,5-Trimethylbenzene	ug/m^3	3.9 J	3.8 J	1.6 J	1.3 J	1.7 J	1.3 J
1,3-Butadiene	ug/m^3	0.34 U	0.34 U	0.34 U	0.34 UJ	0.34 U	0.34 U
1,3-Dichlorobenzene	ug/m^3	0.92 UJ	0.92 UJ	0.92 UJ	0.92 UJ	0.92 UJ	0.92 UJ
1,4-Dichlorobenzene	ug/m^3	4.0 J	3.8 J	13 J	13 J	7.5 J	6.9 J
1,4-Dioxane	ug/m^3	1.1 UJ	1.1 UJ	1.1 UJ	1.1 UJ	1.1 UJ	1.1 UJ
2,2,4-Trimethylpentane	ug/m^3	0.71	0.57 J	0.90 J	0.81 J	0.95	0.81
2-Butanone	ug/m^3	3.2	3.0	3.6	4.3 J	5.8	5.0
2-Hexanone	ug/m^3	1.2 UJ	1.2 UJ	1.2 UJ	1.2 UJ	1.2 UJ	1.2 U
3-Chloropropene	ug/m^3	0.48 U	0.48 U	0.48 U	0.48 UJ	0.48 U	0.48 U
4-Ethyltoluene	ug/m^3	8.2 J	8.1 J	4.2 J	3.5 J	5.9 J	3.5 J
4-Methyl-2-pentanone	ug/m^3	1.2 U	1.1 J	0.58 J	1.0 J	1.1 J	0.96 J
Acetone	ug/m^3	80 D	81 D	110 D	98 DJ	92 D	110 D
Benzene	ug/m^3	0.97	0.71	2.6 J	0.88 J	1.8	1.0
Benzyl Chloride	ug/m^3	0.88 UJ	0.88 UJ	0.88 UJ	0.88 UJ	0.88 UJ	0.88 UJ
Bromodichloromethane	ug/m^3	1.0 U	1.0 U	1.0 U	1.0 UJ	1.0 U	1.0 U
Bromoform	ug/m^3	1.6 U	1.6 U	1.6 U	1.6 UJ	1.6 U	1.6 U
Bromomethane	ug/m^3	0.59 U	0.59 U	0.59 U	0.59 UJ	0.59 U	0.59 U
Carbon Disulfide	ug/m^3	0.85	1.6	3.0	2.6 J	1.3	1.1
Carbon Tetrachloride	ug/m^3	0.96 U	0.45	0.96 U	0.45 J	0.96 U	0.45
Chlorobenzene	ug/m^3	0.70 U	0.70 U	0.70 U	0.51 J	0.70 U	0.70 U
Chloroethane	ug/m^3	0.40 U	0.40 U	0.40 U	0.40 UJ	0.40 U	0.40 U
Chloroform	ug/m^3	0.84	0.79	1.6	1.4 J	1.4	1.4
Chloromethane	ug/m^3	1.2	1.2	1.0	1.1 J	1.2	1.7
cis-1,2-Dichloroethene	ug/m^3	0.60 U	0.60 U	0.60 U	0.60 UJ	0.60 U	0.60 U
cis-1,3-Dichloropropene	ug/m^3	0.69 U	0.69 U	0.69 U	0.69 UJ	0.69 U	0.69 U
Cyclohexane	ug/m^3	45 D	60 D	14 D	0.52 UJ	0.52 U	0.52 U
Dibromochloromethane	ug/m^3	1.3 U	1.3 U	1.3 U	1.3 UJ	1.3 U	1.3 U
Dichlorodifluoromethane	ug/m^3	2.8	2.8	2.6	2.9 J	2.9	3.1
Ethyl acetate	ug/m^3	3.4	3.1	4.4	4.7 J	6.6	6.6
Ethylbenzene	ug/m^3	2.3 J	1.7 J	2.3 J	0.88 J	1.9 J	0.97 J
Heptane	ug/m^3	19 D	6.7 D	6.0 J	4.9 J	5.4	4.4
Hexachlorobutadiene	ug/m^3	1.6 UJ	1.6 UJ	1.6 UJ	1.6 UJ	1.6 UJ	1.6 UJ
Isopropanol	ug/m^3	NA	NA	NA	NA	NA	NA
Isopropyl alcohol	ug/m^3	2,800 D	2,400 D	4,500 D	5,000 DJ	5,400	5,400 D
m&p-Xylene	ug/m^3	4.8 J	2.3 J	8.2 J	2.2 J	6.1 J	2.4 J
Methyl tert-butyl ether	ug/m^3	0.55 U	0.55 U	0.55 U	0.55 UJ	0.55 U	0.55 UJ
Methylene Chloride	ug/m^3	610 D	510 D	2,100 D	2,500 DJ	1,400 D	1,300 D
n-Hexane	ug/m^3	-	-	-	-	-	-
o-Xylene	ug/m^3	2.4 J	1.5 J	2.4 J	1.0 J	1.8 J	1.0 J
Propylene	ug/m^3	0.26 U	0.26 U	0.26 U	0.26 UJ	0.26 U	0.26 U
Styrene	ug/m^3	11 J	7.4 DJ	1.5 J	1.4 J	2.4 J	2.0 J
Tetrachloroethene	ug/m^3	1.1 J	1.0 U	1.0 U	1.6 J	1.0 U	1.0 U
Tetrahydrofuran	ug/m^3	0.45 U	2.0	0.45 U	3.6 J	0.45 U	0.45 U
Toluene	ug/m^3	24 DJ	17 DJ	23 DJ	11 J	19 DJ	15 D
trans-1,2-Dichloroethene	ug/m^3	0.60 U	0.60 U	0.60 U	0.60 UJ	0.60 U	0.60 U
trans-1,3-Dichloropropene	ug/m^3	0.69 U	0.69 U	0.69 U	0.69 UJ	0.69 U	0.69 U
Trichloroethene	ug/m^3	1.6	1.7	1.5 J	2.3 J	1.9	2.0
Trichlorofluoromethane	ug/m^3	2.5	2.4	1.9	2.2 J	2.2	2.4
Vinyl Acetate	ug/m^3	0.54 UJ	0.54 UJ	0.54 UJ	0.54 UJ	0.54 UJ	0.54 UJ
Vinyl Bromide	ug/m^3	0.67 U	0.67 U	0.67 U	0.67 UJ	0.67 U	0.67 U
Vinyl Chloride	ug/m^3	0.39 U	0.10 U	0.39 U	0.10 UJ	0.39 U	0.10 U

Notes:
µg/m^3 = Micrograms per cubic meter.
[1.0 U] = Duplicate results in brackets.
D = Concentration is based on a diluted sample analysis.
E = Concentration exceeded calibrated range.
J = Analyte detected at or below quantitation limits.
U = Not detected at the reporting limit.

ARCADIS

Table A-1. Summary of Indoor Air and Sub-Slab Soil Gas Sample Results,
Former Lockheed Martin French Road Facility, Utica, New York

Location ID: Lab Sample ID: Date Collected: Sample Type Field Notes:		SG-3 C0912007-002A 12/01/09 Soil Gas	SG-4 C0912007-003A 12/01/09 Soil Gas	VMP-1A C1001027-007A 01/13/10 Sub-Slab	VMP-1A AA C1001027-001A 01/13/10 Indoor Air Slight paint odor	VMP-1B C1001027-010A 01/13/10 Sub-Slab	VMP-1B AA C1001027-012A 01/13/10 Indoor Air Odor in room	VMP-1C C1001027-005A 01/13/10 Sub-Slab
1,1,1-Trichloroethane	ug/m^3	19	0.83	0.83 U	0.83 U	0.83 U	0.83 U	0.83 U
1,1,2,2-Tetrachloroethane	ug/m^3	1.0 U	1.0 U	1.0 U	1.0 U	1.0 U	1.0 U	1.0 U
1,1,2-trichloro-1,2,2-trifluoroethane	ug/m^3	1.6	9.5	1.2 U	1.2 U	1.2 U	1.2 U	1.2 U
1,1,2-Trichloroethane	ug/m^3	0.83 U	0.83 U	0.83 U	0.83 U	0.83 U	0.83 U	0.83 U
1,1-Dichloroethane	ug/m^3	0.62 U	0.62 U	0.62 U	0.62 U	0.62 U	0.62 U	0.62 U
1,1-Dichloroethene	ug/m^3	0.60 U	0.60 U	0.60 U	0.60 U	0.77	0.60 U	0.60 U
1,2,4-Trichlorobenzene	ug/m^3	1.1 U	1.1 U	1.1 UJ	1.1 UJ	1.1 UJ	1.1 UJ	1.1 UJ
1,2,4-Trimethylbenzene	ug/m^3	3.0	1.9	0.75 U	8.5 D	2.5 J	5.2	7.7
1,2-Dibromoethane	ug/m^3	1.2 U	1.2 U	1.2 U	1.2 U	1.2 U	1.2 U	1.2 U
1,2-Dichloro-1,1,2,2-tetrafluoroethane	ug/m^3	1.1 U	1.1 U	1.1 U	1.1 U	1.1 U	1.1 U	1.1 U
1,2-Dichlorobenzene	ug/m^3	0.92 U	0.92 U	0.92 U	0.92 U	0.92 U	0.92 U	0.92 U
1,2-Dichloroethane	ug/m^3	0.62 U	0.62 U	0.62 U	0.62 U	0.62 U	0.62 U	0.62 U
1,2-Dichloropropane	ug/m^3	0.70 U	0.70 U	0.70 U	0.70 U	0.70 U	0.70 U	0.70 U
1,3,5-Trimethylbenzene	ug/m^3	0.65 J	0.75 U	0.75 U	5.2	1.2 J	1.5	2.0
1,3-Butadiene	ug/m^3	0.34 U	0.34 U	0.34 U	0.34 U	0.34 U	0.34 U	0.34 U
1,3-Dichlorobenzene	ug/m^3	0.92 U	0.92 U	0.92 U	0.92 U	0.92 U	0.92 U	0.92 U
1,4-Dichlorobenzene	ug/m^3	0.92 U	0.92 U	0.92 U	0.92 U	0.92 U	0.92 U	0.92 U
1,4-Dioxane	ug/m^3	1.1 U	1.1 U	1.1 U	1.1 U	1.1 U	1.1 U	1.1 U
2,2,4-Trimethylpentane	ug/m^3	0.71 U	0.71 U	0.71 U	0.71 U	0.71 U	0.71 U	0.71 U
2-Butanone	ug/m^3	0.51 J	0.90 U	0.90 U	1.2	4.1	2.2	1.0
2-Hexanone	ug/m^3	1.2 U	1.2 U	1.2 U	1.2 U	1.2 U	1.2 U	1.2 U
3-Chloropropene	ug/m^3	0.48 U	0.48 U	0.48 U	0.48 U	0.48 U	0.48 U	0.48 U
4-Ethyltoluene	ug/m^3	1.2	0.60 J	0.75 U	6.7	0.65 J	1.6	2.0
4-Methyl-2-pentanone	ug/m^3	1.2 U	1.2 U	0.62 J	1.2 U	1.2 U	1.2 U	1.2 U
Acetone	ug/m^3	16	20	0.92	31 D	21 D	27 D	19 D
Benzene	ug/m^3	0.39 J	0.49 U	0.49 U	1.1	2.0 J	1.2	0.78
Benzyl Chloride	ug/m^3	0.88 U	0.88 U	0.88 U	0.88 U	0.88 U	0.88 U	0.88 U
Bromodichloromethane	ug/m^3	1.0 U	1.0 U	1.0 U	1.0 U	1.0 U	1.0 U	1.0 U
Bromoform	ug/m^3	1.6 U	1.6 U	1.6 U	1.6 U	1.6 U	1.6 U	1.6 U
Bromomethane	ug/m^3	0.59 U	0.59 U	0.59 U	0.59 U	0.59 U	0.59 U	0.59 U
Carbon Disulfide	ug/m^3	1.7	0.66	0.47 U	0.47 U	0.47 U	0.47 U	0.47 U
Carbon Tetrachloride	ug/m^3	0.96 U	0.96 U	0.96 U	0.58	0.45 J	0.51	0.51 J
Chlorobenzene	ug/m^3	0.70 U	0.70 U	0.70 U	0.70 U	0.70 U	0.70 U	0.70 U
Chloroethane	ug/m^3	0.40 U	0.40 U	0.40 U	0.40 U	0.40 U	0.40 U	0.40 U
Chloroform	ug/m^3	0.74 U	0.74 U	0.74 U	0.74 U	0.74 U	0.74 U	0.74 U
Chloromethane	ug/m^3	0.31 U	0.31 U	0.31 U	0.65	0.65	0.57	0.31 U
cis-1,2-Dichloroethene	ug/m^3	0.60 U	0.60 U	0.60 U	0.60 U	0.60 U	1.2	0.60 U
cis-1,3-Dichloropropene	ug/m^3	0.69 U	0.69 U	0.69 U	0.69 U	0.69 U	0.69 U	0.69 U
Cyclohexane	ug/m^3	0.52 U	0.52 U	0.52 U	7.7 D	26 D	14 D	4.1
Dibromochloromethane	ug/m^3	1.3 U	1.3 U	1.3 U	1.3 U	1.3 U	1.3 U	1.3 U
Dichlorodifluoromethane	ug/m^3	2.1	2.1	0.75 U	2.4	2.2	2.0	2.4
Ethyl acetate	ug/m^3	0.92 U	0.92 U	0.92 U	0.92 U	1.8	0.70 J	0.51 J
Ethylbenzene	ug/m^3	0.97	0.66 U	0.66 U	2.8 D	0.62 J	0.71	0.75
Heptane	ug/m^3	0.75	0.62 U	0.62 U	10	11 D	17	7.0
Hexachlorobutadiene	ug/m^3	1.6 U	1.6 U	1.6 UJ	1.6 UJ	1.6 UJ	1.6 UJ	1.6 UJ
Isopropanol	ug/m^3	NA	NA	NA	NA	NA	NA	NA
Isopropyl alcohol	ug/m^3	1.3	4.9	1.2	390 D	92 D	190 D	91 D
m&p-Xylene	ug/m^3	3.1	1.1 J	1.3 U	6.2 J	1.5 J	2.1	2.1
Methyl tert-butyl ether	ug/m^3	0.55 U	0.55 U	0.55 U	0.55 U	0.55 U	0.55 U	0.55 U
Methylene Chloride	ug/m^3	0.53 U	1.7	0.46 J	48	200 D	95 D	58 D
n-Hexane	ug/m^3	-	-	-	-	-	-	-
o-Xylene	ug/m^3	0.97	0.66 U	0.66 U	2.5	0.57 J	0.75	0.79
Propylene	ug/m^3	0.26 U	0.26 U	0.26 U	0.26 U	0.26 U	0.26 U	0.26 U
Styrene	ug/m^3	0.65 U	0.65 U	0.65 U	0.91	3.6 J	1.6	1.3
Tetrachloroethene	ug/m^3	5.4	1.4	8.5	1.0 U	1.0 U	0.83 J	1.4
Tetrahydrofuran	ug/m^3	0.45 U	0.45 U	0.45 U	1.2	3.8	5.1	1.6
Toluene	ug/m^3	2.2	0.84	0.57 U	2.6	13 DJ	4.3	5.1
trans-1,2-Dichloroethene	ug/m^3	0.60 U	0.60 U	0.60 U	0.60 U	0.60 U	0.60 U	0.60 U
trans-1,3-Dichloropropene	ug/m^3	0.69 U	0.69 U	0.69 U	0.69 U	0.69 U	0.69 U	0.69 U
Trichloroethene	ug/m^3	2.1	0.82 U	0.49 J	0.82	1.4 J	5.8	0.82
Trichlorofluoromethane	ug/m^3	0.97	0.86	0.86 U	42	7.5	7.4	55 D
Vinyl Acetate	ug/m^3	0.54 U	0.54 U	0.54 U	0.54 U	0.54 U	0.54 U	0.54 U
Vinyl Bromide	ug/m^3	0.67 U	0.67 U	0.67 U	0.67 U	0.67 U	0.67 U	0.67 U
Vinyl Chloride	ug/m^3	0.39 U	0.39 U	0.39 U	0.10 U	0.39 U	0.10	0.39 U

Notes:
µg/m^3 = Micrograms per cubic meter.
[1.0 U] = Duplicate results in brackets.
D = Concentration is based on a diluted sample analysis.
E = Concentration exceeded calibrated range.
J = Analyte detected at or below quantitation limits.
U = Not detected at the reporting limit.

ARCADIS

Table A-1. Summary of Indoor Air and Sub-Slab Soil Gas Sample Results,
Former Lockheed Martin French Road Facility, Utica, New York

Location ID: Lab Sample ID: Date Collected: Sample Type Field Notes:		VMP-1C AA C1001026-007A 01/13/10 Indoor Air	VMP-2A C1001026-003A 01/13/10 Sub-Slab	VMP-2A AA C1001026-014A 01/13/10 Indoor Air	VMP-2B C1001026-015A 01/13/10 Sub-Slab	VMP-2B AA C1001027-011A 01/13/10 Indoor Air	VMP-2C C1001026-013A 01/13/10 Sub-Slab	VMP-2C AA C1001027-013A 01/13/10 Indoor Air Odor in room
1,1,1-Trichloroethane	ug/m^3	0.83 U	0.83 U [0.83 U]	0.83 U	0.39 J	0.83 U	0.83 U	0.83 U
1,1,2,2-Tetrachloroethane	ug/m^3	1.0 U	1.0 U [1.0 U]	1.0 U	1.0 U	1.0 U	1.0 U	1.0 U
1,1,2-trichloro-1,2,2-trifluoroethane	ug/m^3	1.2 U	1.2 U [1.2 U]	1.2 U	1.2 U	1.2 U	1.2 U	1.2 U
1,1,2-Trichloroethane	ug/m^3	0.83 U	0.83 U [0.83 U]	0.83 U	0.83 U	0.83 U	0.83 U	0.83 U
1,1-Dichloroethane	ug/m^3	0.62 U	0.62 U [0.62 U]	0.62 U	0.62 U	0.62 U	0.62 U	0.62 U
1,1-Dichloroethene	ug/m^3	0.60 U	0.60 U [0.60 U]	0.60 U	0.60 U	0.60 U	0.60 U	0.60 U
1,2,4-Trichlorobenzene	ug/m^3	1.1 UJ	1.1 UJ [1.1 UJ]	1.1 UJ	1.1 UJ	1.1 UJ	6.4 J	1.1 UJ
1,2,4-Trimethylbenzene	ug/m^3	9.4	31 DJ [31 DJ]	5.0 DJ	6.5 DJ	12	140 DJ	11
1,2-Dibromoethane	ug/m^3	1.2 U	1.2 U [1.2 U]	1.2 U	1.2 U	1.2 U	1.2 U	1.2 U
1,2-Dichloro-1,1,2,2-tetrafluoroethane	ug/m^3	1.1 U	1.1 U [1.1 U]	1.1 U	1.1 U	1.1 U	1.1 U	1.1 U
1,2-Dichlorobenzene	ug/m^3	0.92 U	0.92 U [0.92 U]	0.92 U	0.92 U	0.92 U	0.92 U	0.92 U
1,2-Dichloroethane	ug/m^3	0.62 U	0.62 U [0.62 U]	0.62 U	0.62 U	0.62 U	0.62 U	0.62 U
1,2-Dichloropropane	ug/m^3	0.70 U	0.70 U [0.70 U]	0.70 U	0.70 U	0.70 U	0.70 U	0.70 U
1,3,5-Trimethylbenzene	ug/m^3	2.4	9.0 DJ [8.5 DJ]	3.0 J	3.6 J	3.1	35 DJ	3.0
1,3-Butadiene	ug/m^3	0.34 U	0.34 U [0.34 U]	0.34 U	0.34 U	0.34 U	0.34 U	0.34 U
1,3-Dichlorobenzene	ug/m^3	0.92 U	0.92 U [0.92 U]	0.92 U	0.92 U	0.92 U	0.92 U	0.92 U
1,4-Dichlorobenzene	ug/m^3	0.92 U	0.92 U [0.92 U]	0.92 U	0.92 U	0.92 U	0.92 U	0.92 U
1,4-Dioxane	ug/m^3	1.1 U	1.1 U [1.1 U]	1.1 U	1.1 U	1.1 U	1.1 U	1.1 U
2,2,4-Trimethylpentane	ug/m^3	0.71 U	0.71 U [0.71 U]	0.71 U	0.71 U	0.71 U	0.71 U	0.71 U
2-Butanone	ug/m^3	2.7	8.7 DJ [8.1 J]	3.1	3.2	2.5	2.8 J	3.4
2-Hexanone	ug/m^3	1.2 U	1.2 U [1.2 U]	1.2 U	1.2 U	1.2 U	1.2 U	1.2 U
3-Chloropropene	ug/m^3	0.48 U	0.48 U [0.48 U]	0.48 U	0.48 U	0.48 U	0.48 U	0.48 U
4-Ethyltoluene	ug/m^3	2.8	7.5 J [8.4 J]	3.6 J	3.9 J	3.6	34 DJ	3.5
4-Methyl-2-pentanone	ug/m^3	1.2 U	1.2 U [1.2 U]	1.2 U	1.2 U	1.2 U	1.2 U	1.2 U
Acetone	ug/m^3	38 D	57 DJ [88 DJ]	42 D	87 D	39 D	29 DJ	45 D
Benzene	ug/m^3	1.2	1.1 J [1.1 J]	1.1 J	1.2 J	1.2	1.3 J	1.6
Benzyl Chloride	ug/m^3	0.88 U	0.88 U [0.88 U]	0.88 U	0.88 U	0.88 U	0.88 U	0.88 U
Bromodichloromethane	ug/m^3	1.0 U	1.0 U [1.0 U]	1.0 U	1.0 U	1.0 U	1.0 U	1.0 U
Bromoform	ug/m^3	1.6 U	1.6 U [1.6 U]	1.6 U	1.6 U	1.6 U	1.6 U	1.6 U
Bromomethane	ug/m^3	0.59 U	0.59 U [0.59 U]	0.59 U	0.59 U	0.59 U	0.59 U	0.59 U
Carbon Disulfide	ug/m^3	0.47 U	0.47 U [0.47 U]	0.47 U	0.47 U	0.47 U	0.47 U	0.47 U
Carbon Tetrachloride	ug/m^3	0.38	0.38 J [0.38 J]	0.38 J	0.45 J	0.45	0.45 J	0.51
Chlorobenzene	ug/m^3	0.70 U	0.70 U [0.70 U]	0.70 U	0.70 U	0.70 U	0.70 U	0.70 U
Chloroethane	ug/m^3	0.40 U	1.2 J [1.4 J]	0.40 U	0.30 J	0.40 U	0.40 U	0.40 U
Chloroform	ug/m^3	0.74 U	0.50 J [0.74 U]	0.74 U	0.74 U	0.74 U	0.74 U	0.74 U
Chloromethane	ug/m^3	0.61	0.76 J [0.65 J]	0.46	0.71	0.57	0.59 J	0.59
cis-1,2-Dichloroethene	ug/m^3	0.60 U	0.52 J [0.60 U]	0.60 U	0.60 U	0.60 U	0.64 J	0.60 U
cis-1,3-Dichloropropene	ug/m^3	0.69 U	0.69 U [0.69 U]	0.69 U	0.69 U	0.69 U	0.69 U	0.69 U
Cyclohexane	ug/m^3	24 D	15 DJ [15 DJ]	38 DJ	28 DJ	26 D	22 DJ	34 D
Dibromochloromethane	ug/m^3	1.3 U	1.3 U [1.3 U]	1.3 U	1.3 U	1.3 U	1.3 U	1.3 U
Dichlorodifluoromethane	ug/m^3	2.1	9.8 J [12 DJ]	2.0	2.3	2.2	2.1 J	2.3
Ethyl acetate	ug/m^3	0.77 J	1.8 J [1.3 J]	0.95	0.88 J	0.81 J	0.81 J	0.99
Ethylbenzene	ug/m^3	1.1	6.7 J [7.7 J]	0.88 J	2.1 J	0.75	10 DJ	0.75
Heptane	ug/m^3	31 D	12 DJ [12 DJ]	52 DJ	47 DJ	36 D	34 DJ	57 D
Hexachlorobutadiene	ug/m^3	1.6 UJ	1.6 UJ [1.6 UJ]	1.6 UJ	1.6 UJ	1.6 UJ	1.6 U	1.6 UJ
Isopropanol	ug/m^3	NA	NA	NA	NA	NA	NA	NA
Isopropyl alcohol	ug/m^3	520 D	440 DJ [540 DJ]	750 D	620 D	430 D	98 DJ	450 D
m&p-Xylene	ug/m^3	3.3	25 DJ [26 DJ]	2.6 J	4.7 J	2.3	69 DJ	2.3
Methyl tert-butyl ether	ug/m^3	0.55 U	0.55 U [0.55 U]	0.55 U	0.55 U	0.55 U	0.55 U	0.55 U
Methylene Chloride	ug/m^3	150 D	81 DJ [62 DJ]	220 D	190 D	170 D	140 DJ	220 D
n-Hexane	ug/m^3	-	-	-	-	-	-	-
o-Xylene	ug/m^3	1.1	12 DJ [12 DJ]	1.1 J	1.8 J	1.1	30 DJ	0.97
Propylene	ug/m^3	0.26 U	0.26 U [0.26 U]	0.26 U	0.26 U	0.26 U	0.26 U	0.26 U
Styrene	ug/m^3	2.3	6.6 J [7.4 J]	4.0 J	5.0 J	3.2	5.9 J	2.9
Tetrachloroethene	ug/m^3	1.1	2.6 J [2.8 J]	1.0 U	1.5 J	1.0 U	1.0 U	1.0 U
Tetrahydrofuran	ug/m^3	5.4	5.3 J [6.1 J]	6.6 D	6.0 D	4.5 D	5.4 DJ	5.4 D
Toluene	ug/m^3	4.2	28 DJ [30 DJ]	4.7 J	11 DJ	4.7	15 DJ	6.1
trans-1,2-Dichloroethene	ug/m^3	0.60 U	0.60 U [0.60 U]	0.60 U	0.60 U	0.60 U	0.60 U	0.60 U
trans-1,3-Dichloropropene	ug/m^3	0.69 U	0.69 U [0.69 U]	0.69 U	0.69 U	0.69 U	0.69 U	0.69 U
Trichloroethene	ug/m^3	0.93	2.9 J [0.82 J]	0.76 J	1.9 J	0.93	3.4 J	1.2
Trichlorofluoromethane	ug/m^3	9.9	4.2 J [4.5 J]	5.0	5.4	5.9	5.1 J	9.2
Vinyl Acetate	ug/m^3	0.54 U	0.54 U [0.54 U]	0.54 U	0.54 U	0.54 U	0.54 U	0.54 U
Vinyl Bromide	ug/m^3	0.67 U	0.67 U [0.67 U]	0.67 U	0.67 U	0.67 U	0.67 U	0.67 U
Vinyl Chloride	ug/m^3	0.10 U	0.39 U [0.39 U]	0.10 U	0.39 U	0.10 U	0.39 U	0.10 U

Notes:
µg/m^3 = Micrograms per cubic meter.
[1.0 U] = Duplicate results in brackets.
D = Concentration is based on a diluted sample analysis.
E = Concentration exceeded calibrated range.
J = Analyte detected at or below quantitation limits.
U = Not detected at the reporting limit.

ARCADIS

Table A-1. Summary of Indoor Air and Sub-Slab Soil Gas Sample Results,
Former Lockheed Martin French Road Facility, Utica, New York

Location ID: Lab Sample ID: Date Collected: Sample Type Field Notes:		VMP-3A C1001026-005A 01/13/10 Sub-Slab	VMP-3A AA C1001026-002A 01/13/10 Indoor Air	VMP-3B C1001027-009A 01/13/10 Sub-Slab	VMP-3B AA C1001026-006A 01/13/10 Indoor Air Odor in room	VMP-3C C1001026-008A 01/13/10 Sub-Slab	VMP-3C AA C1001027-004A 01/13/10 Indoor Air	VMP-3D C1001026-009A 01/13/10 Sub-Slab
1,1,1-Trichloroethane	ug/m^3	88 D	0.83 U	0.50 J	0.83 U	0.83 U	0.83 U	0.83 U
1,1,2,2-Tetrachloroethane	ug/m^3	1.0 U	1.0 U	1.0 U	1.0 U	1.0 U	1.0 U	1.0 U
1,1,2-trichloro-1,2,2-trifluoroethane	ug/m^3	6.4	1.2 U	1.2 U	1.2 U	1.2 U	1.2 U	1.2 U
1,1,2-Trichloroethane	ug/m^3	0.83 U	0.83 U	0.83 U	0.83 U	0.83 U	0.83 U	0.83 U
1,1-Dichloroethane	ug/m^3	3.0	0.62 U	0.62 U	0.62 U	0.62 U	0.62 U	0.62 U
1,1-Dichloroethene	ug/m^3	0.60 U	0.60 U	0.60 U	0.60 U	0.60 U	0.60 U	0.60 U
1,2,4-Trichlorobenzene	ug/m^3	1.1 UJ	1.1 UJ	1.1 UJ	1.1 UJ	1.1 UJ	1.1 UJ	1.1 UJ
1,2,4-Trimethylbenzene	ug/m^3	12 DJ	1.3	5.7 J	1.0	0.80	1.3	0.90
1,2-Dibromoethane	ug/m^3	1.2 U	1.2 U	1.2 U	1.2 U	1.2 U	1.2 U	1.2 U
1,2-Dichloro-1,1,2,2-tetrafluoroethane	ug/m^3	1.1 U	1.1 U	1.1 U	1.1 U	1.1 U	1.1 U	1.1 U
1,2-Dichlorobenzene	ug/m^3	0.92 U	0.92 U	0.92 U	0.92 U	0.92 U	0.92 U	0.92 U
1,2-Dichloroethane	ug/m^3	0.62 U	0.62 U	0.62 U	0.62 U	0.62 U	0.62 U	0.62 U
1,2-Dichloropropane	ug/m^3	0.70 U	0.70 U	0.70 U	0.70 U	0.70 U	0.70 U	0.70 U
1,3,5-Trimethylbenzene	ug/m^3	5.4 J	0.50 J	2.0 J	0.50 J	0.85	0.70 J	0.50 J
1,3-Butadiene	ug/m^3	0.34 U	0.34 U	0.34 U	0.34 U	0.34 U	0.34 U	0.34 U
1,3-Dichlorobenzene	ug/m^3	0.92 U	0.92 U	0.92 U	0.92 U	0.92 U	0.92 U	0.92 U
1,4-Dichlorobenzene	ug/m^3	1.2 J	0.92 U	0.92 U	0.92 U	0.92 U	0.92 U	0.92 U
1,4-Dioxane	ug/m^3	1.1 U	1.1 U	1.1 U	1.1 U	1.1 U	1.1 U	1.1 U
2,2,4-Trimethylpentane	ug/m^3	0.71 U	0.71 U	0.71 U	0.71 U	0.71 U	0.71 U	0.71 U
2-Butanone	ug/m^3	3.6	17 D	8.7 J	13 D	4.0	4.9	6.3 DJ
2-Hexanone	ug/m^3	1.2 U	1.2 U	1.2 U	1.2 U	1.2 U	1.2 U	1.2 U
3-Chloropropene	ug/m^3	0.48 U	0.48 U	0.48 U	0.48 U	0.48 U	0.48 U	0.48 U
4-Ethyltoluene	ug/m^3	5.4 J	0.50 J	1.1 J	0.75 U	0.75 U	0.75 U	0.75 U
4-Methyl-2-pentanone	ug/m^3	1.2 U	1.2 U	1.2 U	1.2 U	1.2 U	1.2 U	1.2 U
Acetone	ug/m^3	17 D	140 D	130 D	110 D	86 D	30 D	81 D
Benzene	ug/m^3	0.81	1.3	1.3	1.1	1.1	1.1	1.1
Benzyl Chloride	ug/m^3	0.88 U	0.88 U	0.88 U	0.88 U	0.88 U	0.88 U	0.88 U
Bromodichloromethane	ug/m^3	1.0 U	1.0 U	1.0 U	1.0 U	1.0 U	1.0 U	1.0 U
Bromoform	ug/m^3	1.6 U	1.6 U	1.6 U	1.6 U	1.6 U	1.6 U	1.6 U
Bromomethane	ug/m^3	0.59 U	0.59 U	0.59 U	0.59 U	0.59 U	0.59 U	0.59 U
Carbon Disulfide	ug/m^3	0.73	0.47 U	0.47 U	0.47 U	0.47 U	0.47 U	0.47 U
Carbon Tetrachloride	ug/m^3	0.96 U	0.45	0.51 J	0.38	0.38 J	0.45	0.45 J
Chlorobenzene	ug/m^3	0.70 U	0.70 U	0.70 U	0.70 U	0.70 U	0.70 U	0.70 U
Chloroethane	ug/m^3	0.40 U	0.40 U	0.40 U	0.40 U	0.40 U	0.40 U	0.40 U
Chloroform	ug/m^3	21 D	0.74 U	0.74 U	0.74 U	0.74 U	0.74 U	0.74 U
Chloromethane	ug/m^3	0.31 U	0.67	0.61	0.59	0.52	0.50	0.57
cis-1,2-Dichloroethene	ug/m^3	5.6	0.60 U	0.60 U	0.60 U	0.60 U	0.60 U	0.60 U
cis-1,3-Dichloropropene	ug/m^3	0.69 U	0.69 U	0.69 U	0.69 U	0.69 U	0.69 U	0.69 U
Cyclohexane	ug/m^3	5.6	0.52 U	10 D	0.52 U	0.52 U	5.6	0.52 U
Dibromochloromethane	ug/m^3	1.3 U	1.3 U	1.3 U	1.3 U	1.3 U	1.3 U	1.3 U
Dichlorodifluoromethane	ug/m^3	2.0	1.8	2.1	1.9	1.8	2.0	1.8
Ethyl acetate	ug/m^3	1.5	4.9	2.5	2.3	0.77 J	1.3	1.5
Ethylbenzene	ug/m^3	3.3 J	0.57 J	1.1 J	0.49 J	2.2	0.53 J	0.44 J
Heptane	ug/m^3	3.3	2.6	3.4	2.6	1.9	2.0	2.9
Hexachlorobutadiene	ug/m^3	1.6 UJ	1.6 UJ	1.6 UJ	1.6 UJ	1.6 UJ	1.6 UJ	1.6 UJ
Isopropanol	ug/m^3	NA	NA	NA	NA	NA	NA	NA
Isopropyl alcohol	ug/m^3	300 D	1,900 D	660 D	980 D	150 D	590 D	720 D
m&p-Xylene	ug/m^3	11 DJ	2.0	3.7 J	1.1 J	3.7	1.3 J	0.97 J
Methyl tert-butyl ether	ug/m^3	0.55 U	0.55 U	0.55 U	0.55 U	0.55 U	0.55 U	0.55 U
Methylene Chloride	ug/m^3	18 D	290 D	410 D	590 D	71 D	230 D	210 D
n-Hexane	ug/m^3	-	-	-	-	-	-	-
o-Xylene	ug/m^3	6.7 J	0.75	1.5 J	0.66 U	0.49 J	0.49 J	0.66 U
Propylene	ug/m^3	0.26 U	0.26 U	0.26 U	0.26 U	0.26 U	0.26 U	0.26 U
Styrene	ug/m^3	0.74 J	0.65 U	1.1 J	1.3	0.65 U	1.8	1.5
Tetrachloroethene	ug/m^3	90 DJ	1.0 U	1.0 U	1.0 U	1.0 U	1.0 U	1.0 U
Tetrahydrofuran	ug/m^3	1.6	4.5 D	7.2 D	6.9 D	1.5	5.8	4.5
Toluene	ug/m^3	11 DJ	9.6 D	8.4 DJ	7.7 D	11 D	6.2	5.5
trans-1,2-Dichloroethene	ug/m^3	0.93	0.60 U	0.60 U	0.60 U	0.60 U	0.60 U	0.60 U
trans-1,3-Dichloropropene	ug/m^3	0.69 U	0.69 U	0.69 U	0.69 U	0.69 U	0.69 U	0.69 U
Trichloroethene	ug/m^3	1,900 D	0.76	1.7	1.1	0.71 J	0.71	0.82
Trichlorofluoromethane	ug/m^3	0.97	1.1	1.1	1.0	0.97	1.1	1.1
Vinyl Acetate	ug/m^3	0.54 U	0.54 U	0.54 U	0.54 U	0.54 U	0.54 U	0.54 U
Vinyl Bromide	ug/m^3	0.67 U	0.67 U	0.67 U	0.67 U	0.67 U	0.67 U	0.67 U
Vinyl Chloride	ug/m^3	0.39 U	0.10 U	0.39 U	0.10 U	0.39 U	0.10 U	0.39 U

Notes:
µg/m^3 = Micrograms per cubic meter.
[1.0 U] = Duplicate results in brackets.
D = Concentration is based on a diluted sample analysis.
E = Concentration exceeded calibrated range.
J = Analyte detected at or below quantitation limits.
U = Not detected at the reporting limit.

ARCADIS

Table A-1. Summary of Indoor Air and Sub-Slab Soil Gas Sample Results,
Former Lockheed Martin French Road Facility, Utica, New York

Location ID: Lab Sample ID: Date Collected: Sample Type Field Notes:		VMP-3D AA C1001027-002A 01/13/10 Indoor Air Odor in room	VMP-3E C1001027-008A 01/13/10 Sub-Slab	VMP-3E AA C1001027-014A 01/13/10 Indoor Air Orange cleaner odor	VMP-4 C1001026-012A 01/13/10 Sub-Slab	VMP-4 AA C1001026-011A 01/13/10 Indoor Air Odor in room	VMP-5 AA C1001026-001A 01/13/10 Indoor Air High traffic area
1,1,1-Trichloroethane	ug/m^3	0.83 U	0.83 U	0.83 U	0.83 U	0.83 U	0.83 UJ
1,1,2,2-Tetrachloroethane	ug/m^3	1.0 U	1.0 U	1.0 U	1.0 U	1.0 U	1.0 UJ
1,1,2-trichloro-1,2,2-trifluoroethane	ug/m^3	1.2 U	1.2 U	1.2 U	1.2 U	1.2 U	1.2 UJ
1,1,2-Trichloroethane	ug/m^3	0.83 U	0.83 U	0.83 U	0.83 U	0.83 U	0.83 UJ
1,1-Dichloroethane	ug/m^3	0.62 U	0.62 U	0.62 U	0.62 U	0.62 U	0.62 UJ
1,1-Dichloroethene	ug/m^3	0.60 U	0.60 U	0.60 U	0.60 U	0.60 U	0.60 UJ
1,2,4-Trichlorobenzene	ug/m^3	1.1 UJ	1.1 UJ	1.1 UJ	1.1 UJ	1.1 UJ	1.1 UJ
1,2,4-Trimethylbenzene	ug/m^3	290 DJ	4.1 J	1.1	5.0 DJ	10	1.7 J
1,2-Dibromoethane	ug/m^3	1.2 U	1.2 U	1.2 U	1.2 U	1.2 U	1.2 UJ
1,2-Dichloro-1,1,2,2-tetrafluoroethane	ug/m^3	1.1 U	1.1 U	1.1 U	1.1 U	1.1 U	1.1 UJ
1,2-Dichlorobenzene	ug/m^3	0.92 U	0.92 U	0.92 U	0.92 U	0.92 U	0.92 UJ
1,2-Dichloroethane	ug/m^3	0.62 U	0.62 U	0.62 U	0.62 U	0.62 U	0.62 UJ
1,2-Dichloropropane	ug/m^3	0.70 U	0.70 U	0.70 U	0.70 U	0.70 U	0.70 UJ
1,3,5-Trimethylbenzene	ug/m^3	62 DJ	0.75 U	0.75 U	3.1	2.5	0.60 J
1,3-Butadiene	ug/m^3	0.34 U	0.34 U	0.34 U	0.34 U	0.34 U	0.34 UJ
1,3-Dichlorobenzene	ug/m^3	0.92 U	0.92 U	0.92 U	0.92 U	0.92 U	0.92 UJ
1,4-Dichlorobenzene	ug/m^3	0.92 U	0.92 U	0.92 U	0.92 U	0.92 U	0.92 UJ
1,4-Dioxane	ug/m^3	1.1 U	1.1 U	1.1 U	1.1 U	1.1 U	1.1 UJ
2,2,4-Trimethylpentane	ug/m^3	0.71 U	0.71 U	0.71 U	0.71 U	0.71 U	0.71 UJ
2-Butanone	ug/m^3	4.2 J	3.4	2.8	3.2	3.9	11 DJ
2-Hexanone	ug/m^3	1.2 U	1.2 U	1.2 U	1.2 U	1.2 U	1.2 UJ
3-Chloropropene	ug/m^3	0.48 U	0.48 U	0.48 U	0.48 U	0.48 U	0.48 UJ
4-Ethyltoluene	ug/m^3	57 DJ	0.55 J	0.75 U	3.3	3.0	0.65 J
4-Methyl-2-pentanone	ug/m^3	1.2 U	1.2 U	1.2 U	1.2 U	1.2 U	1.2 UJ
Acetone	ug/m^3	70 DJ	49 D	39 D	100 D	110 D	200 DJ
Benzene	ug/m^3	1.4 J	0.75	1.3	1.2	1.3	1.3 J
Benzyl Chloride	ug/m^3	0.88 U	0.88 U	0.88 U	0.88 U	0.88 U	0.88 UJ
Bromodichloromethane	ug/m^3	1.0 U	1.0 U	1.0 U	1.0 U	1.0 U	1.0 UJ
Bromoform	ug/m^3	1.6 U	1.6 U	1.6 U	1.6 U	1.6 U	1.6 UJ
Bromomethane	ug/m^3	0.59 U	0.59 U	0.59 U	0.59 U	0.59 U	0.59 UJ
Carbon Disulfide	ug/m^3	0.47 U	0.47 U	0.47 U	1.4	0.47 U	0.47 UJ
Carbon Tetrachloride	ug/m^3	0.51 J	0.45 J	0.51	0.45 J	0.45	0.51 J
Chlorobenzene	ug/m^3	0.70 U	0.70 U	0.70 U	0.70 U	0.70 U	0.70 UJ
Chloroethane	ug/m^3	0.40 U	0.40 U	0.40 U	0.40 U	0.40 U	0.40 UJ
Chloroform	ug/m^3	0.74 U	0.74 U	0.74 U	0.74 U	0.74 U	0.74 UJ
Chloromethane	ug/m^3	0.57 J	0.65	0.50	0.59	0.61	0.67 J
cis-1,2-Dichloroethene	ug/m^3	0.60 U	0.60 U	0.60 U	0.60 U	0.60 U	0.60 UJ
cis-1,3-Dichloropropene	ug/m^3	0.69 U	0.69 U	0.69 U	0.69 U	0.69 U	0.69 UJ
Cyclohexane	ug/m^3	9.4 DJ	2.6	7.0 D	36 D	36 D	10 DJ
Dibromochloromethane	ug/m^3	1.3 U	1.3 U	1.3 U	1.3 U	1.3 U	1.3 UJ
Dichlorodifluoromethane	ug/m^3	2.0 J	1.9	2.0	2.0	2.1	1.9 J
Ethyl acetate	ug/m^3	1.5 J	0.70 J	0.81 J	0.99	1.0	2.6 J
Ethylbenzene	ug/m^3	22 DJ	1.5 J	0.44 J	0.84	0.79	0.66 UJ
Heptane	ug/m^3	5.8 DJ	2.2	10 D	55 D	52 D	1.9 J
Hexachlorobutadiene	ug/m^3	1.6 U	1.6 UJ	1.6 UJ	1.6 UJ	1.6 UJ	1.6 UJ
Isopropanol	ug/m^3	NA	NA	NA	NA	NA	NA
Isopropyl alcohol	ug/m^3	310 DJ	50 D	250 D	730 D	860 D	640 DJ
m&p-Xylene	ug/m^3	110 DJ	4.1 J	1.3 J	2.6	2.4	1.1 J
Methyl tert-butyl ether	ug/m^3	0.55 U	0.55 U	0.55 U	0.55 U	0.55 U	0.55 UJ
Methylene Chloride	ug/m^3	180 DJ	66 D	150 D	490 D	420 D	660 DJ
n-Hexane	ug/m^3	-	-	-	-	-	-
o-Xylene	ug/m^3	58 DJ	1.3 J	0.66 U	1.2	1.1	0.66 UJ
Propylene	ug/m^3	0.26 U	0.26 U	0.26 U	0.26 U	0.26 U	0.26 UJ
Styrene	ug/m^3	0.65 U	0.65 U	0.65 U	3.9	3.6	0.65 UJ
Tetrachloroethene	ug/m^3	1.0 U	8.6 J	1.0 U	6.1	1.0 U	1.0 UJ
Tetrahydrofuran	ug/m^3	5.3 J	0.66	3.3	8.1 D	9.6 D	50 DJ
Toluene	ug/m^3	36 DJ	4.0 J	4.0	5.3	5.5	8.4 DJ
trans-1,2-Dichloroethene	ug/m^3	0.60 U	0.60 U	0.60 U	0.60 U	0.60 U	0.60 UJ
trans-1,3-Dichloropropene	ug/m^3	0.69 U	0.69 U	0.69 U	0.69 U	0.69 U	0.69 UJ
Trichloroethene	ug/m^3	0.76 J	2.5	1.3	0.87	0.87	0.82 J
Trichlorofluoromethane	ug/m^3	2.7 J	1.0	1.9	5.7	5.8	1.1 J
Vinyl Acetate	ug/m^3	0.54 U	0.54 U	0.54 U	0.54 U	0.54 U	0.54 UJ
Vinyl Bromide	ug/m^3	0.67 U	0.67 U	0.67 U	0.67 U	0.67 U	0.67 UJ
Vinyl Chloride	ug/m^3	0.39 U	0.39 U	0.10 U	0.39 U	0.10 U	0.10 UJ

Notes:
µg/m^3 = Micrograms per cubic meter.
[1.0 U] = Duplicate results in brackets.
D = Concentration is based on a diluted sample analysis.
E = Concentration exceeded calibrated range.
J = Analyte detected at or below quantitation limits.
U = Not detected at the reporting limit.

ARCADIS

Table A-1. Summary of Indoor Air and Sub-Slab Soil Gas Sample Results,
Former Lockheed Martin French Road Facility, Utica, New York

Location ID: Lab Sample ID: Date Collected: Sample Type Field Notes:		VMP-7 AA C1001026-010A 01/13/10 Indoor Air	I-AMB 03/17/10 Indoor Air	SG-GH-1 03/17/10 Sub-Slab	VMP-1B 01/25/11 Sub-Slab	VMP-1B AA 01/25/11 Indoor Air	VMP-2B 01/25/11 Sub-Slab	VMP-2B AA 01/25/11 Indoor Air
1,1,1-Trichloroethane	ug/m^3	0.83 U	0.83 U	0.83 U	0.83 U	0.83 U	69 D	0.83 U [0.83 U]
1,1,2,2-Tetrachloroethane	ug/m^3	1.0 U	1.0 U	1.0 U	1.0 U	1.0 U	1.0 U	1.0 U [1.0 U]
1,1,2-trichloro-1,2,2-trifluoroethane	ug/m^3	1.2 U	1.2 U	1.2 U	1.2 U	1.2 U	3.7	1.2 U [1.2 U]
1,1,2-Trichloroethane	ug/m^3	0.83 U	0.83 U	0.83 U	0.83 UJ	0.83 UJ	0.83 UJ	0.83 UJ [0.83 UJ]
1,1-Dichloroethane	ug/m^3	0.62 U	0.62 U	0.62 U	0.62 U	0.62 U	0.62 U	0.62 U [0.62 U]
1,1-Dichloroethene	ug/m^3	0.60 U	0.60 U	0.60 U	0.60 U	0.60 U	0.60 U	0.60 U [0.60 U]
1,2,4-Trichlorobenzene	ug/m^3	1.1 UJ	1.1 U	1.1 U	1.1 UJ	1.1 UJ	1.1 UJ	1.1 UJ [1.1 UJ]
1,2,4-Trimethylbenzene	ug/m^3	1.8	1.2	0.75	7.6	9.2	4.3	8.0 D [8.5 D]
1,2-Dibromoethane	ug/m^3	1.2 U	1.2 U	1.2 U	1.2 U	1.2 U	1.2 U	1.2 U [1.2 U]
1,2-Dichloro-1,1,2,2-tetrafluoroethane	ug/m^3	1.1 U	1.1 U	1.1 U	1.1 U	1.1 U	1.1 U	1.1 U [1.1 U]
1,2-Dichlorobenzene	ug/m^3	0.92 U	0.92 U	0.92 U	0.92 U	0.92 U	0.92 U	0.92 U [0.92 U]
1,2-Dichloroethane	ug/m^3	0.62 U	0.62 U	0.62 U	0.62 U	0.62 U	0.62 U	0.62 U [0.62 U]
1,2-Dichloropropane	ug/m^3	0.70 U	0.70 U	0.70 U	0.70 U	0.70 U	0.70 U	0.70 U [0.70 U]
1,3,5-Trimethylbenzene	ug/m^3	0.70 J	1.9	0.75 U	1.6	2.2	1.0	2.7 [2.6]
1,3-Butadiene	ug/m^3	0.34 U	0.34 U	0.34 U	0.34 U	0.34 U	0.34 U	0.34 U [0.34 U]
1,3-Dichlorobenzene	ug/m^3	0.92 U	0.92 U	0.92 U	0.92 U	0.92 U	0.92 U	0.92 U [0.92 U]
1,4-Dichlorobenzene	ug/m^3	0.92 U	0.92 U	0.92 U	0.73 J	0.92 U	0.92 U	0.92 U [0.92 U]
1,4-Dioxane	ug/m^3	1.1 U	1.1 U	1.1 U	1.1 U	1.1 U	1.1 U	1.1 U [1.1 U]
2,2,4-Trimethylpentane	ug/m^3	0.71 U	0.71 U	0.71 U	0.71 U	0.71 U	0.71 U	0.71 U [0.71 U]
2-Butanone	ug/m^3	11 D	0.90 U	0.81 J	0.90 U	0.90 U	0.90 U	0.90 U [0.90 U]
2-Hexanone	ug/m^3	1.2 U	1.2 UJ	1.2 UJ	1.2 U	1.2 U	1.2 U	1.2 U [1.2 U]
3-Chloropropene	ug/m^3	0.48 U	0.48 U	0.48 U	0.48 U	0.48 U	0.48 U	0.48 U [0.48 U]
4-Ethyltoluene	ug/m^3	0.65 J	0.50 J	0.75 U	1.4	1.6	0.55 J	2.4 [2.3]
4-Methyl-2-pentanone	ug/m^3	1.2 U	1.2 UJ	1.2 UJ	1.2 U	1.2 U	1.2 U	1.2 U [1.2 U]
Acetone	ug/m^3	190 D	31	12	9.9 D	12 D	4.8	19 D [24 D]
Benzene	ug/m^3	1.3	0.58	0.75	1.3	1.2	0.49 U	1.3 [1.1]
Benzyl Chloride	ug/m^3	0.88 U	0.88 U	0.88 U	0.88 UJ	0.88 UJ	0.88 UJ	0.88 UJ [0.88 UJ]
Bromodichloromethane	ug/m^3	1.0 U	1.0 U	1.0 U	1.0 U	1.0 U	1.0 U	1.0 U [1.0 U]
Bromoform	ug/m^3	1.6 U	1.6 U	1.6 U	1.6 U	1.6 U	1.6 U	1.6 U [1.6 U]
Bromomethane	ug/m^3	0.59 U	0.59 U	0.59 U	0.59 U	0.59 U	0.59 U	0.59 U [0.59 U]
Carbon Disulfide	ug/m^3	0.47 U	0.47 U	0.47 U	0.47 U	0.47 U	0.76	0.47 U [0.47 U]
Carbon Tetrachloride	ug/m^3	0.45	0.70	0.96 U	0.32 J	0.38	0.32 J	0.32 [0.38]
Chlorobenzene	ug/m^3	0.70 U	0.70 U	0.70 U	0.89	1.0	0.70 U	1.4 [1.4]
Chloroethane	ug/m^3	0.40 U	0.40 U	0.40 U	0.40 U	0.40 U	0.40 U	0.40 U [0.40 U]
Chloroform	ug/m^3	0.74 U	0.79	0.74 U	0.74 U	0.74 U	0.89	0.74 U [0.74 U]
Chloromethane	ug/m^3	0.97	0.31 U	0.69	0.71	0.78	0.31 U	0.86 [0.69]
cis-1,2-Dichloroethene	ug/m^3	0.60 U	2.3	0.60 U	0.60 U	0.60 U	0.60 U	0.60 U [0.60 U]
cis-1,3-Dichloropropene	ug/m^3	0.69 U	0.69 U	0.69 U	0.69 U	0.69 U	0.69 U	0.69 U [0.69 U]
Cyclohexane	ug/m^3	14 D	1.1	4.1	10 D	16 D	0.52 U	15 D[13 D]
Dibromochloromethane	ug/m^3	1.3 U	1.3 UJ	1.3 UJ	1.3 U	1.3 U	1.3 U	1.3 U [1.3 U]
Dichlorodifluoromethane	ug/m^3	1.9	0.75 U	2.4	2.0 J	2.6 J	33 J	2.2 J [2.2 J]
Ethyl acetate	ug/m^3	9.9 D	0.92 U	0.92 U	0.92 U	0.92 U	0.92 U	0.92 U [0.92 U]
Ethylbenzene	ug/m^3	0.57 J	0.66 U	0.66 U	0.71	0.84	0.66	0.79 [0.84]
Heptane	ug/m^3	1.6	0.62 U	0.46 J	5.4 JD	7.9 D	0.62 U	6.5 [6.0]
Hexachlorobutadiene	ug/m^3	1.6 UJ	1.6 U	1.6 U	1.6 UJ	1.6 UJ	1.6 UJ	1.6 UJ [1.6 UJ]
Isopropanol	ug/m^3	NA	NA	NA	150 JD	220 JD	3.1 J	290 JD [310 JD]
Isopropyl alcohol	ug/m^3	2,000 D	0.37 U	18	1.6 J	1.9 J	2.3 J	1.6 J [1.6 J]
m&p-Xylene	ug/m^3	1.6	0.66 J	0.79 J	0.55 U	0.55 U	0.55 U	0.55 U [0.55 U]
Methyl tert-butyl ether	ug/m^3	0.55 U	0.55 U	0.55 U	16 D	21 D	0.53 U	18 D [20 D]
Methylene Chloride	ug/m^3	1,800 D	1.6	0.56	1.1	1.0	0.54 U	1.2 [1.0]
n-Hexane	ug/m^3	-	0.54 U	0.54 U	-	-	-	-
o-Xylene	ug/m^3	0.53 J	0.66 U	0.66 U	0.79	0.93	1.0	0.88 [0.97]
Propylene	ug/m^3	0.26 U	0.26 U	0.26 U	0.26 UJ	0.26 UJ	0.26 UJ	0.26 UJ [0.26 UJ]
Styrene	ug/m^3	0.78	0.65 U	0.65 U	2.6	3.6	0.65 U	5.1 [4.4]
Tetrachloroethene	ug/m^3	1.0 U	1.6 J	1.9 J	1.0 U	2.3	90 D	1.0 U [1.0 U]
Tetrahydrofuran	ug/m^3	70 D	0.45 U	0.45 U	0.45 UJ	0.45 UJ	0.45 UJ	0.45 UJ [0.45 UJ]
Toluene	ug/m^3	13 D	1.6	1.6	3.4	3.4	2.2	3.0 [2.9]
trans-1,2-Dichloroethene	ug/m^3	0.60 U	0.60 U	0.60 U	0.60 U	0.60 U	0.60 U	0.60 U [0.60 U]
trans-1,3-Dichloropropene	ug/m^3	0.69 U	0.69 U	0.69 U	0.69 UJ	0.69 UJ	0.69 UJ	0.69 UJ [0.69 UJ]
Trichloroethene	ug/m^3	0.87	9.9	0.87	0.71 J	0.71	33 D	0.66 [0.60]
Trichlorofluoromethane	ug/m^3	1.0	1.7	1.7	1.9	2.2	2.3	2.1 [1.9]
Vinyl Acetate	ug/m^3	0.54 U	0.54 U	0.54 U	0.54 U	0.54 U	0.54 U	0.54 U [0.54 U]
Vinyl Bromide	ug/m^3	0.67 U	0.67 U	0.67 U	0.67 U	0.67 U	0.67 U	0.67 U [0.67 U]
Vinyl Chloride	ug/m^3	0.10 U	0.10 U	0.39 U	0.39 U	0.10 U	0.39 U	0.10 U [0.10 U]

Notes:
µg/m^3 = Micrograms per cubic meter.
[1.0 U] = Duplicate results in brackets.
D = Concentration is based on a diluted sample analysis.
E = Concentration exceeded calibrated range.
J = Analyte detected at or below quantitation limits.
U = Not detected at the reporting limit.

ARCADIS

Table A-1. Summary of Indoor Air and Sub-Slab Soil Gas Sample Results,
Former Lockheed Martin French Road Facility, Utica, New York

Location ID: Lab Sample ID: Date Collected: Sample Type Field Notes:		VMP-2C 01/25/11 Sub-Slab	VMP-2C AA 01/25/11 Indoor Air	VMP-3A 01/25/11 Sub-Slab	VMP-3A AA 01/25/11 Indoor Air	VMP-3B 01/24/11 Sub-Slab	VMP-3B AA 01/25/11 Indoor Air	VMP-3D 01/25/11 Sub-Slab
1,1,1-Trichloroethane	ug/m^3	11	0.83 U	0.83 U	0.83 U	0.83 U	0.83 U	0.83 U [0.83 U]
1,1,2,2-Tetrachloroethane	ug/m^3	1.0 U	1.0 U	1.0 U	1.0 U	1.0 U	1.0 U	1.0 U [1.0 U]
1,1,2-trichloro-1,2,2-trifluoroethane	ug/m^3	2.6	1.2 U	0.78 J	1.2 U	1.2 U	1.2 U	1.2 U [1.2 U]
1,1,2-Trichloroethane	ug/m^3	0.83 UJ	0.83 UJ	0.83 UJ	0.83 UJ	0.83 UJ	0.83 UJ	0.83 UJ [0.83 UJ]
1,1-Dichloroethane	ug/m^3	0.62 U	0.62 U	0.62 U	0.62 U	0.62 U	0.62 U	0.62 U [0.62 U]
1,1-Dichloroethene	ug/m^3	0.60 U	0.60 U	0.60 U	0.60 U	0.60 U	0.60 U	0.60 U [0.60 U]
1,2,4-Trichlorobenzene	ug/m^3	1.1 UJ	1.1 UJ	1.1 UJ	1.1 UJ	1.1 UJ	1.1 UJ	1.1 UJ [1.1 UJ]
1,2,4-Trimethylbenzene	ug/m^3	6.0 D	9.5 D	1.0	1.3	1.7	1.3	1.0 [0.95]
1,2-Dibromoethane	ug/m^3	1.2 U	1.2 U	1.2 U	1.2 U	1.2 U	1.2 U	1.2 U [1.2 U]
1,2-Dichloro-1,1,2,2-tetrafluoroethane	ug/m^3	1.1 U	1.1 U	1.1 U	1.1 U	1.1 U	1.1 U	1.1 U [1.1 U]
1,2-Dichlorobenzene	ug/m^3	0.92 U	0.92 U	0.92 U	0.92 U	0.92 U	0.92 U	0.92 U [0.92 U]
1,2-Dichloroethane	ug/m^3	0.62 U	0.62 U	0.62 U	0.62 U	0.62 U	0.62 U	0.62 U [0.62 U]
1,2-Dichloropropane	ug/m^3	0.70 U	0.70 U	0.70 U	0.70 U	0.70 U	0.70 U	0.70 U [0.70 U]
1,3,5-Trimethylbenzene	ug/m^3	2.0	3.2	0.75 U	0.50 J	0.80	0.55 J	0.75 U [0.75 U]
1,3-Butadiene	ug/m^3	0.34 U	0.34 U	0.34 U	0.34 U	0.34 U	0.34 U	0.34 U [0.34 U]
1,3-Dichlorobenzene	ug/m^3	0.92 U	0.92 U	0.92 U	0.92 U	0.92 U	0.92 U	0.92 U [0.92 U]
1,4-Dichlorobenzene	ug/m^3	0.92 U	0.92 U	4.4	3.7	4.6	1.4	0.73 J [0.67 J]
1,4-Dioxane	ug/m^3	1.1 U	1.1 U	1.1 U	1.1 U	1.1 U	1.1 U	1.1 U [1.1 U]
2,2,4-Trimethylpentane	ug/m^3	0.71 U	0.71 U	0.71 U	0.71 U	0.71 U	0.71 U	0.71 U [0.71 U]
2-Butanone	ug/m^3	0.90 U	0.90 U	0.90 U	4.2	0.90 U	0.90 U	0.90 U [0.90 U]
2-Hexanone	ug/m^3	1.2 U	1.2 U	1.2 U	1.2 U	1.2 U	1.2 U	1.2 U [1.2 U]
3-Chloropropene	ug/m^3	0.48 U	0.48 U	0.48 U	0.48 U	0.48 U	0.48 U	0.48 U [0.48 U]
4-Ethyltoluene	ug/m^3	1.6	2.7	0.75 U	0.75 U	0.75 U	0.75 U	0.75 U [0.75 U]
4-Methyl-2-pentanone	ug/m^3	1.2 U	1.2 U	1.2 U	1.2 U	1.2 U	1.2 U	1.2 U [1.2 U]
Acetone	ug/m^3	9.7 D	25 D	22 D	35 D	29 D	19 D	8.2 D [7.8 D]
Benzene	ug/m^3	0.58	1.2	0.84	0.88	1.0	0.84	0.94 [0.94]
Benzyl Chloride	ug/m^3	0.88 UJ	0.88 UJ	0.88 UJ	0.88 UJ	0.88 UJ	0.88 UJ	0.88 UJ [0.88 UJ]
Bromodichloromethane	ug/m^3	1.0 U	1.0 U	1.0 U	1.0 U	1.0 U	1.0 U	1.0 U [1.0 U]
Bromoform	ug/m^3	1.6 U	1.6 U	1.6 U	1.6 U	1.6 U	1.6 U	1.6 U [1.6 U]
Bromomethane	ug/m^3	0.59 U	0.59 U	0.59 U	0.59 U	0.59 U	0.59 U	0.59 U [0.59 U]
Carbon Disulfide	ug/m^3	0.73	0.47 U	0.47 U	0.47 U	0.47 U	0.47 U	0.47 U [0.47 U]
Carbon Tetrachloride	ug/m^3	0.26 J	0.38	0.38 J	0.26	0.38 J	0.26	0.32 J [0.32 J]
Chlorobenzene	ug/m^3	0.47 J	1.5	0.70 U	0.70 U	0.70 U	0.70 U	0.70 U [0.70 U]
Chloroethane	ug/m^3	0.40 U	0.40 U	0.40 U	0.40 U	0.40 U	0.40 U	0.40 U [0.40 U]
Chloroform	ug/m^3	4.5	0.74 U	0.74 U	0.74 U	0.74 U	0.74 U	0.74 U [0.74 U]
Chloromethane	ug/m^3	0.40	0.71	0.67	0.94	0.65	0.67	0.73 [0.55]
cis-1,2-Dichloroethene	ug/m^3	0.60 U	0.60 U	0.60 U	0.60 U	0.60 U	0.60 U	0.60 U [0.60 U]
cis-1,3-Dichloropropene	ug/m^3	0.69 U	0.69 U	0.69 U	0.69 U	0.69 U	0.69 U	0.69 U [0.69 U]
Cyclohexane	ug/m^3	4.9	15 D	1.5	1.4	1.8	0.52 U	0.52 U [1.6]
Dibromochloromethane	ug/m^3	1.3 U	1.3 U	1.3 U	1.3 U	1.3 U	1.3 U	1.3 U [1.3 U]
Dichlorodifluoromethane	ug/m^3	2.2 J	2.2 J	2.0 J	2.5 J	2.1 J	1.9 J	2.1 J [1.9 J]
Ethyl acetate	ug/m^3	0.92 U	0.92 U	1.2	1.0	0.92 U	0.92 U	0.92 U [0.92 U]
Ethylbenzene	ug/m^3	1.7	1.5	0.66 U	0.66 U	1.2	0.97	0.62 J [0.44 J]
Heptane	ug/m^3	2.9	6.3	1.4	1.7	3.2	3.1	3.2 [3.2]
Hexachlorobutadiene	ug/m^3	1.6 UJ	1.6 UJ	1.6 UJ	1.6 UJ	1.6 UJ	1.6 UJ	1.6 UJ [1.6 UJ]
Isopropanol	ug/m^3	180 JD	410 JD	490 JD	610 JD	290 JD	210 JD	55 JD [63 JD]
Isopropyl alcohol	ug/m^3	5.2 J	4.2 J	1.3 J	1.3 J	1.9 J	1.1 J	1.2 J [1.1 J]
m&p-Xylene	ug/m^3	0.55 U	0.55 U	0.55 U	0.55 U	0.55 U	0.55 U	0.55 U [0.55 U]
Methyl tert-butyl ether	ug/m^3	9.2 D	20 D	380 D	530 D	160 D	150 D	28 D [28 D]
Methylene Chloride	ug/m^3	0.64	1.4	0.97	1.7	1.1	1.1	0.97 [0.75]
n-Hexane	ug/m^3	-	-	-	-	-	-	-
o-Xylene	ug/m^3	2.1	2.1	0.66 U	0.44 J	1.1	0.79	0.49 J [0.49 J]
Propylene	ug/m^3	0.26 UJ	0.26 UJ	0.26 UJ	0.26 UJ	0.26 UJ	0.26 UJ	0.26 UJ [0.26 UJ]
Styrene	ug/m^3	1.8	5.2	0.65 U	0.65 U	7.2	8.6	2.7 [2.5]
Tetrachloroethene	ug/m^3	11	1.0 U	1.0 U	1.0 U	1.0 U	1.0 U	1.0 U [1.0 U]
Tetrahydrofuran	ug/m^3	0.45 UJ	0.45 UJ	5.9 J	9.2 J	0.45 UJ	0.45 UJ	0.45 UJ [0.45 UJ]
Toluene	ug/m^3	4.3	5.2	6.6	5.5 D	11 D	12 D	3.2 [3.0]
trans-1,2-Dichloroethene	ug/m^3	1.5	0.60 U	0.60 U	0.60 U	0.60 U	0.60 U	0.60 U [0.60 U]
trans-1,3-Dichloropropene	ug/m^3	0.69 UJ	0.69 UJ	0.69 UJ	0.69 UJ	0.69 UJ	0.69 UJ	0.69 UJ [0.69 UJ]
Trichloroethene	ug/m^3	3.3	0.60	0.33 J	0.55	0.60 J	0.66	0.49 J [0.60 J]
Trichlorofluoromethane	ug/m^3	1.9	1.9	1.2	1.4	1.3	1.3	1.3 [1.1]
Vinyl Acetate	ug/m^3	0.54 U	0.54 U	0.54 U	0.54 U	0.54 U	0.54 U	0.54 U [0.54 U]
Vinyl Bromide	ug/m^3	0.67 U	0.67 U	0.67 U	0.67 U	0.67 U	0.67 U	0.67 U [0.67 U]
Vinyl Chloride	ug/m^3	0.39 U	0.10 U	0.39 U	0.10 U	0.39 U	0.10 U	0.39 U [0.39 U]

Notes:
µg/m^3 = Micrograms per cubic meter.
[1.0 U] = Duplicate results in brackets.
D = Concentration is based on a diluted sample analysis.
E = Concentration exceeded calibrated range.
J = Analyte detected at or below quantitation limits.
U = Not detected at the reporting limit.

ARCADIS

Table A-1. Summary of Indoor Air and Sub-Slab Soil Gas Sample Results,
Former Lockheed Martin French Road Facility, Utica, New York

Location ID: Lab Sample ID: Date Collected: Sample Type Field Notes:		VMP-3D AA 01/26/11 Indoor Air	VMP-3E 01/24/11 Sub-Slab	VMP-3E AA 01/25/11 Indoor Air	VMP-4 01/25/11 Sub-Slab	VMP-4 AA 01/25/11 Indoor Air	VMP-5A 01/25/11 Sub-Slab	VMP-5A AA 01/25/11 Indoor Air
1,1,1-Trichloroethane	ug/m^3	0.83 U	0.83 U	0.83 U	0.83 U	0.83 U	0.83 U	0.83 U
1,1,2,2-Tetrachloroethane	ug/m^3	1.0 U	1.0 U	1.0 U	1.0 U	1.0 U	1.0 U	1.0 U
1,1,2-trichloro-1,2,2-trifluoroethane	ug/m^3	1.2 U	1.2 U	1.2 U	1.2 U	1.2 U	1.2 U	1.2 U
1,1,2-Trichloroethane	ug/m^3	0.83 UJ	0.83 UJ	0.83 UJ	0.83 UJ	0.83 UJ	0.83 UJ	0.83 UJ
1,1-Dichloroethane	ug/m^3	0.62 U	0.62 U	0.62 U	0.62 U	0.62 U	0.62 U	0.62 U
1,1-Dichloroethene	ug/m^3	0.60 U	0.60 U	0.60 U	0.60 U	0.60 U	0.60 U	0.60 U
1,2,4-Trichlorobenzene	ug/m^3	1.1 UJ	1.1 UJ	1.1 UJ	1.1 UJ	1.1 UJ	1.1 UJ	1.1 UJ
1,2,4-Trimethylbenzene	ug/m^3	1.1	5.1	3.8	5.6 JD	9.6	2.3	2.2
1,2-Dibromoethane	ug/m^3	1.2 U	1.2 U	1.2 U	1.2 U	1.2 U	1.2 U	1.2 U
1,2-Dichloro-1,1,2,2-tetrafluoroethane	ug/m^3	1.1 U	1.1 U	1.1 U	1.1 U	1.1 U	1.1 U	1.1 U
1,2-Dichlorobenzene	ug/m^3	0.92 U	0.92 U	0.92 U	0.92 U	0.92 U	0.92 U	0.92 U
1,2-Dichloroethane	ug/m^3	0.62 U	0.62 U	0.62 U	0.62 U	0.62 U	0.62 U	0.62 U
1,2-Dichloropropane	ug/m^3	0.70 U	0.70 U	0.70 U	0.70 U	0.70 U	0.70 U	0.70 U
1,3,5-Trimethylbenzene	ug/m^3	0.75 U	1.2	0.55 J	2.6	2.2	0.70 J	0.70 J
1,3-Butadiene	ug/m^3	0.34 U	0.34 U	0.34 U	0.34 U	0.34 U	0.34 U	0.34 U
1,3-Dichlorobenzene	ug/m^3	0.92 U	0.92 U	0.92 U	0.92 U	0.92 U	0.92 U	0.92 U
1,4-Dichlorobenzene	ug/m^3	0.92 U	0.92 U	0.92 U	0.92 U	0.92 U	23 D	34 D
1,4-Dioxane	ug/m^3	1.1 U	1.1 U	1.1 U	1.1 U	1.1 U	1.1 U	1.1 U
2,2,4-Trimethylpentane	ug/m^3	0.71 U	0.71 U	0.71 U	0.71 U	0.71 U	0.71 U	0.71 U
2-Butanone	ug/m^3	0.90 U	0.90 U	0.90 U	0.90 U	0.90 U	6.9	3.7
2-Hexanone	ug/m^3	1.2 U	1.2 U	1.2 U	1.2 U	1.2 U	1.2U	1.2 U
3-Chloropropene	ug/m^3	0.48 U	0.48 U	0.48 U	0.48 U	0.48 U	0.48 U	0.48 U
4-Ethyltoluene	ug/m^3	0.75 U	1.1	0.80	2.3	1.8	0.75 U	0.75 U
4-Methyl-2-pentanone	ug/m^3	1.2 U	1.2 U	1.2 U	1.2 U	1.2 U	1.2 U	1.2 U
Acetone	ug/m^3	8.9 D	6.9 D	6.5 D	9.1 D	22 D	43 D	56 D
Benzene	ug/m^3	0.91	0.94	0.88 J	1.3	1.1	1.2	1.2
Benzyl Chloride	ug/m^3	0.88 UJ	0.88 UJ	0.88 U	0.88 UJ	0.88 UJ	0.88 UJ	0.88 UJ
Bromodichloromethane	ug/m^3	1.0 U	1.0 U	1.0 U	1.0 U	1.0 U	1.0 U	1.0 U
Bromoform	ug/m^3	1.6 U	1.6 U	1.6 U	1.6 U	1.6 U	1.6 U	1.6 U
Bromomethane	ug/m^3	0.59 U	0.59 U	0.59 U	0.59 U	0.59 U	0.59 U	0.59 U
Carbon Disulfide	ug/m^3	0.47 U	0.47 U	0.47 U	0.47 U	0.47 U	1.8	0.47 U
Carbon Tetrachloride	ug/m^3	0.32	0.38 J	0.32	0.32 J	0.38	0.26 J	0.32
Chlorobenzene	ug/m^3	0.70 U	0.70 U	0.70 U	1.2	0.98	0.70 U	0.70 U
Chloroethane	ug/m^3	0.40 U	0.40 U	0.40 U	0.40 U	0.40 U	0.40 U	0.40 U
Chloroform	ug/m^3	0.74 U	0.74 U	0.74 U	0.74 U	0.55 J	0.74 U	0.74 U
Chloromethane	ug/m^3	0.76	0.80	0.61	0.82	0.76	0.88	0.76
cis-1,2-Dichloroethene	ug/m^3	0.60 U	0.60 U	0.60 U	0.60 U	1.4	0.60 U	0.60 U
cis-1,3-Dichloropropene	ug/m^3	0.69 U	0.69 U	0.69 U	0.69 U	0.69 U	0.69 U	0.69 U
Cyclohexane	ug/m^3	0.52 U	0.52 U	0.52 U	9.0 D	10 D	1.6	2.6
Dibromochloromethane	ug/m^3	1.3 U	1.3 U	1.3 U	1.3 U	1.3 U	1.3 U	1.3 U
Dichlorodifluoromethane	ug/m^3	1.7 J	2.3 J	1.9 J	2.4 J	2.0 J	1.9 J	1.7 J
Ethyl acetate	ug/m^3	0.92 U	0.92 U	0.92 U	0.92 U	0.92 U	7.9 D	25 D
Ethylbenzene	ug/m^3	0.53 J	0.93	0.79	0.88	0.71	0.79	0.84
Heptane	ug/m^3	3.3	12	21 D	6.8	3.9	3.0	5.0
Hexachlorobutadiene	ug/m^3	1.6 UJ	1.6 UJ	1.6 UJ	1.6 UJ	1.6 UJ	1.6 UJ	1.6 UJ
Isopropanol	ug/m^3	51 JD	15 JD	19 JD	320 JD	180 JD	970 JD	540 JD
Isopropyl alcohol	ug/m^3	1.0 J	2.1 J	1.6 J	1.9 J	1.5 J	2.3 J	2.3 J
m&p-Xylene	ug/m^3	0.55 U	0.55 U	0.55 U	0.55 U	0.55 U	0.55 U	0.55 U
Methyl tert-butyl ether	ug/m^3	30 D	5.9	9.7 D	20 D	23 D	190 D	120 D
Methylene Chloride	ug/m^3	0.97	1.8	1.4	1.3	1.4	1.7	1.7
n-Hexane	ug/m^3	-	-	-	-	-	-	-
o-Xylene	ug/m^3	0.53 J	0.62 J	0.66	1.1	0.93	0.66	0.62 J
Propylene	ug/m^3	0.26 UJ	0.26 UJ	0.26 UJ	0.26 UJ	0.26 UJ	0.26 UJ	0.26 UJ
Styrene	ug/m^3	2.5	1.1	2.1	4.2	3.6	0.65 U	0.65 U
Tetrachloroethene	ug/m^3	1.0 U	1.2	0.69 J	1.0 U	0.90 J	1.0 U	1.0 U
Tetrahydrofuran	ug/m^3	0.45 UJ	0.45 UJ	0.45 UJ	0.45 UJ	0.45 UJ	3.3 J	1.7 J
Toluene	ug/m^3	2.6	5.8	5.7	3.9	3.6	16 D	31 D
trans-1,2-Dichloroethene	ug/m^3	0.60 U	0.60 U	0.60 U	0.60 U	0.60 U	0.60 U	0.60 U
trans-1,3-Dichloropropene	ug/m^3	0.69 UJ	0.69 UJ	0.69 UJ	0.69 UJ	0.69 UJ	0.69 UJ	0.69 UJ
Trichloroethene	ug/m^3	0.55	1.3	1.3	2.0	7.8	0.49 J	0.76
Trichlorofluoromethane	ug/m^3	1.0	1.4	1.0	2.1	1.9	1.0	1.0
Vinyl Acetate	ug/m^3	0.54 U	0.54 U	0.54 U	0.54 U	0.54 U	0.54 U	0.54 U
Vinyl Bromide	ug/m^3	0.67 U	0.67 U	0.67 U	0.67 U	0.67 U	0.67 U	0.67 U
Vinyl Chloride	ug/m^3	0.10 U	0.39 U	0.10 U	0.39 U	0.10 U	0.39 U	0.10 U

Notes:
µg/m^3 = Micrograms per cubic meter.
[1.0 U] = Duplicate results in brackets.
D = Concentration is based on a diluted sample analysis.
E = Concentration exceeded calibrated range.
J = Analyte detected at or below quantitation limits.
U = Not detected at the reporting limit.

ARCADIS

Table A-1. Summary of Indoor Air and Sub-Slab Soil Gas Sample Results,
Former Lockheed Martin French Road Facility, Utica, New York

Location ID: Lab Sample ID: Date Collected: Sample Type Field Notes:		VMP-5B 01/25/11 Sub-Slab	VMP-5B AA 01/25/11 Indoor Air	VMP-6 01/24/11 Sub-Slab	VMP-6 AA 01/24/11 Indoor Air	VMP-6A 01/24/11 Sub-Slab	VMP-6A AA 01/24/11 Indoor Air	VMP-7 01/24/11 Sub-Slab
1,1,1-Trichloroethane	ug/m^3	0.83 U	0.83 U	0.83 U	0.83 U	13 D	0.83 U	0.83 U
1,1,2,2-Tetrachloroethane	ug/m^3	1.0 U	1.0 U	1.0 U	1.0 U	1.0 U	1.0 U	1.0 U
1,1,2-trichloro-1,2,2-trifluoroethane	ug/m^3	0.86 J	1.2 U	1.2 U	1.2 U	17 D	1.2 U	1.2 U
1,1,2-Trichloroethane	ug/m^3	0.83 UJ	0.83 UJ	0.83 UJ	0.83 UJ	0.83 UJ	0.83 UJ	0.83 UJ
1,1-Dichloroethane	ug/m^3	0.62 U	0.62 U	0.62 U	0.62 U	0.49 J	0.62 U	0.62 U
1,1-Dichloroethene	ug/m^3	0.60 U	0.60 U	0.60 U	0.60 U	0.60 U	0.60 U	0.60 U
1,2,4-Trichlorobenzene	ug/m^3	1.1 UJ	1.1 UJ	1.1 UJ	1.1 UJ	1.1 UJ	1.1 UJ	1.1 UJ
1,2,4-Trimethylbenzene	ug/m^3	1.0	1.1	2.8	1.5	5.5	2.4	7.8
1,2-Dibromoethane	ug/m^3	1.2 U	1.2 U	1.2 U	1.2 U	1.2 U	1.2 U	1.2 U
1,2-Dichloro-1,1,2,2-tetrafluoroethane	ug/m^3	1.1 U	1.1 U	1.1 U	1.1 U	1.1 U	1.1 U	1.1 U
1,2-Dichlorobenzene	ug/m^3	0.92 U	0.92 U	0.92 U	0.92 U	0.92 U	0.92 U	0.92 U
1,2-Dichloroethane	ug/m^3	0.62 U	0.62 U	0.62 U	0.62 U	0.62 U	0.62 U	0.62 U
1,2-Dichloropropane	ug/m^3	0.70 U	0.70 U	0.70 U	0.70 U	0.70 U	0.70 U	0.70 U
1,3,5-Trimethylbenzene	ug/m^3	0.75 U	0.50 J	0.80	0.75 U	1.4	0.60 J	1.4
1,3-Butadiene	ug/m^3	0.34 U	0.34 U	0.34 U	0.34 U	0.34 U	0.34 U	0.34 U
1,3-Dichlorobenzene	ug/m^3	0.92 U	0.92 U	0.92 U	0.92 U	0.92 U	0.92 U	0.92 U
1,4-Dichlorobenzene	ug/m^3	3.9	6.7	8.0	7.6	2.3	3.1	0.92
1,4-Dioxane	ug/m^3	1.1 U	1.1 U	1.1 U	1.1 U	1.1 U	1.1 U	1.1 U
2,2,4-Trimethylpentane	ug/m^3	0.71 U	0.71 U	0.71 U	0.71 U	0.71 U	0.71 U	0.71 U
2-Butanone	ug/m^3	0.90 U	3.1	3.1	3.0	2.3	3.4	8.6 D
2-Hexanone	ug/m^3	1.2 U	1.2 U	1.2 U	1.2 U	1.2 U	1.2 U	1.2 U
3-Chloropropene	ug/m^3	0.48 U	0.48 U	0.48 U	0.48 U	0.48 U	0.48 U	0.48 U
4-Ethyltoluene	ug/m^3	0.75 U	0.75 U	0.60 J	0.75 U	0.80	0.75 U	1.2
4-Methyl-2-pentanone	ug/m^3	1.2 U	1.2 U	1.2 U	1.2 U	1.2 U	1.2 U	1.2 U
Acetone	ug/m^3	19 D	43 D	31 D	28 D	19 D	23 D	23 D
Benzene	ug/m^3	0.88	0.91	1.0	1.2	0.62	1.0	1.6
Benzyl Chloride	ug/m^3	0.88 UJ	0.88 UJ	0.88 UJ	0.88 UJ	0.88 UJ	0.88 UJ	0.88 UJ
Bromodichloromethane	ug/m^3	1.0 U	1.0 U	1.0 U	1.0 U	1.0 U	1.0 U	1.0 U
Bromoform	ug/m^3	1.6 U	1.6 U	1.6 U	1.6 U	1.6 U	1.6 U	1.6 U
Bromomethane	ug/m^3	0.59 U	0.59 U	0.59 U	0.59 U	0.59 U	0.59 U	0.59 U
Carbon Disulfide	ug/m^3	0.92	0.47 U	0.32 J	0.44 J	0.44 J	0.41 J	0.63
Carbon Tetrachloride	ug/m^3	0.32 J	0.32	0.32 J	0.38	0.32 J	0.32	0.38 J
Chlorobenzene	ug/m^3	0.70 U	0.70 U	0.70 U	0.70 U	0.70 U	0.70 U	0.70 U
Chloroethane	ug/m^3	0.40 U	0.40 U	0.40 U	0.40 U	0.40 U	0.40 U	0.40 U
Chloroform	ug/m^3	0.74 U	0.74 U	0.74 U	0.74 U	1.4	0.74 U	0.74 U
Chloromethane	ug/m^3	0.65	0.69	0.61	0.71	0.42	0.59	0.73
cis-1,2-Dichloroethene	ug/m^3	0.60 U	0.60 U	0.60 U	0.60 U	0.60 U	0.60 U	0.60 U
cis-1,3-Dichloropropene	ug/m^3	0.69 U	0.69 U	0.69 U	0.69 U	0.69 U	0.69 U	0.69 U
Cyclohexane	ug/m^3	1.1	1.6	1.8	1.5	2.9	5.8	6.8
Dibromochloromethane	ug/m^3	1.3 U	1.3 U	1.3 U	1.3 U	1.3 U	1.3 U	1.3 U
Dichlorodifluoromethane	ug/m^3	2.1 J	2.0 J	2.0 J	2.4 J	2.0 J	1.9 J	2.1 J
Ethyl acetate	ug/m^3	0.92 U	0.92 U	0.92 U	0.92 U	0.92 U	0.92 U	0.92 U
Ethylbenzene	ug/m^3	0.49 J	0.49 J	0.84	0.57 J	1.1	0.66	2.7
Heptane	ug/m^3	1.1	2.0	2.6	3.4	0.62 U	2.5	3.4
Hexachlorobutadiene	ug/m^3	1.6 UJ	1.6 UJ	1.6 UJ	1.6 UJ	1.6 UJ	1.6 UJ	1.6 UJ
Isopropanol	ug/m^3	460 JD	590 JD	1500 JD	1100 JD	980 JD	1400 JD	1200 JD
Isopropyl alcohol	ug/m^3	1.2 J	1.1 J	2.1 J	1.3 J	3.2 J	2.0 J	8.7 J
m&p-Xylene	ug/m^3	0.55 U	0.55 U	0.55 U	0.55 U	0.55 U	0.55 U	0.55 U
Methyl tert-butyl ether	ug/m^3	320 D	500 D	800 D	700 D	620 D	800 D	850 D
Methylene Chloride	ug/m^3	1.2	1.3	2.0	2.7	1.8	2.6	2.5
n-Hexane	ug/m^3	-	-	-	-	-	-	-
o-Xylene	ug/m^3	0.66 U	0.44 J	0.75	0.57 J	1.1	0.79	3.1
Propylene	ug/m^3	0.26 UJ	0.26 UJ	0.26 UJ	0.26 UJ	0.26 UJ	0.26 UJ	0.26 UJ
Styrene	ug/m^3	0.65 U	0.65 U	0.56 J	0.65 U	0.87	0.74	1.4
Tetrachloroethene	ug/m^3	1.0 U	1.0 U	1.0 U	1.0 U	6.8	1.0 U	1.0 U
Tetrahydrofuran	ug/m^3	4.7 J	9.5 J	11	8.1 JD	23 JD	38 JD	21 JD
Toluene	ug/m^3	4.1	7.5	5.8 D	6.5 D	4.9	5.5	8.3 D
trans-1,2-Dichloroethene	ug/m^3	0.60 U	0.60 U	0.44 J	0.60 U	0.73	0.56 J	0.56 J
trans-1,3-Dichloropropene	ug/m^3	0.69 UJ	0.69 UJ	0.69 UJ	0.69 UJ	0.69 UJ	0.69 UJ	0.69 UJ
Trichloroethene	ug/m^3	0.27 J	0.38	0.49 J	1.3	4.8	0.60	0.55 J
Trichlorofluoromethane	ug/m^3	1.3	1.3	1.3	1.4	1.4	1.1	1.3
Vinyl Acetate	ug/m^3	0.54 U	0.54 U	0.54 U	0.54 U	2.6	4.2	5.3
Vinyl Bromide	ug/m^3	0.67 U	0.67 U	0.67 U	0.67 U	0.67 U	0.67 U	0.67 U
Vinyl Chloride	ug/m^3	0.39 U	0.10 U	0.39 U	0.10 U	0.39 U	0.10 U	0.39 U

Notes:
µg/m^3 = Micrograms per cubic meter.
[1.0 U] = Duplicate results in brackets.
D = Concentration is based on a diluted sample analysis.
E = Concentration exceeded calibrated range.
J = Analyte detected at or below quantitation limits.
U = Not detected at the reporting limit.

ARCADIS

Table A-1. Summary of Indoor Air and Sub-Slab Soil Gas Sample Results,
Former Lockheed Martin French Road Facility, Utica, New York

Location ID: Lab Sample ID: Date Collected: Sample Type Field Notes:		VMP-7 AA 01/24/11 Indoor Air	VMP-7A 01/24/11 Sub-Slab	VMP-7A AA 01/24/11 Indoor Air	VMP-1B 01/25/12 Between Kitting & Molding Storage DOC Sub-Slab	VMP-2B 01/25/12 Adjacent to Leadwire Assembly - South Sub-Slab	VMP-2C 01/25/12 Adjacent to Cable Assembly Sub-Slab	VMP-3A 01/26/12 CET Warehouse Sub-Slab	VMP-3B 01/26/12 Near Southeast Side of CET Packaging
1,1,1-Trichloroethane	ug/m^3	0.83 U	70 D	0.83 U	0.83 U	0.83 U	0.83 U	0.83 U	0.83 U
1,1,2,2-Tetrachloroethane	ug/m^3	1.0 U	1.0 U	1.0 U	1.0 U	1.0 U	1.0 U	1.0 U	1.0 U
1,1,2-trichloro-1,2,2-trifluoroethane	ug/m^3	1.2 U	34 D	1.2 U	1.2 U	1.2 U	0.86 J	0.86 J	0.86 J
1,1,2-Trichloroethane	ug/m^3	0.83 UJ	0.83 UJ	0.83 UJ	0.83 U	0.83 U	0.83 U	0.83 U	0.83 U
1,1-Dichloroethane	ug/m^3	0.62 U	3.3	0.62 U	0.62 U	0.62 U	0.62 U	0.62 U	0.62 U
1,1-Dichloroethene	ug/m^3	0.60 U	3.5	0.60 U	0.60 U	0.60 U	0.60 U	0.60 U	0.60 U
1,2,4-Trichlorobenzene	ug/m^3	1.1 UJ	1.1 UJ	1.1 UJ	1.1 U	1.1 U	1.1 U	1.1 U	1.1 U
1,2,4-Trimethylbenzene	ug/m^3	1.4	10	1.1	6.6	11	14	1.9	1.2
1,2-Dibromoethane	ug/m^3	1.2 U	1.2 U	1.2 U	1.2 U	1.2 U	1.2 U	1.2 U	1.2 U
1,2-Dichloro-1,1,2,2-tetrafluoroethane	ug/m^3	1.1 U	1.1 U	1.1 U	1.1 U	1.1 U	1.1 U	1.1 U	1.1 U
1,2-Dichlorobenzene	ug/m^3	0.92 U	0.92 U	0.92 U	0.92 U	0.92 U	0.92 U	0.92 U	0.92 U
1,2-Dichloroethane	ug/m^3	0.62 U	0.62 U	0.62 U	0.62 U	0.62 U	0.62 U	0.62 U	0.62 U
1,2-Dichloropropane	ug/m^3	0.70 U	0.70 U	0.70 U	0.70 U	0.70 U	0.70 U	0.70 U	0.70 U
1,3,5-Trimethylbenzene	ug/m^3	0.50 J	2.2	0.75 U	2.5	3.7	5.2	0.70 J	0.75 U
1,3-Butadiene	ug/m^3	0.34 U	0.34 U	0.34 U	0.34 U	0.34 U	0.34 U	0.34 U	0.34 U
1,3-Dichlorobenzene	ug/m^3	0.92 U	0.92 U	0.92 U	0.92 U	0.92 U	0.92 U	0.92 U	0.92 U
1,4-Dichlorobenzene	ug/m^3	3.5	0.92 U	2.9	0.73 J	0.92	1.2	11	0.92 U
1,4-Dioxane	ug/m^3	1.1 U	1.1 U	1.1 U	1.1 U	1.1 U	1.1 U	1.1 U	1.1 U
2,2,4-Trimethylpentane	ug/m^3	0.71 U	0.71 U	0.71 U	0.71 U	0.71 U	0.71 U	0.71 U	0.71 U
2-Butanone	ug/m^3	6.9	2.2	4.3	1.1	0.90 U	0.90 U	10	2.5
2-Hexanone	ug/m^3	1.2 U	1.2 U	1.2 U	1.2 U	1.2 U	1.2 U	1.2 U	1.2 U
3-Chloropropene	ug/m^3	0.48 U	0.48 U	0.48 U	0.48 U	0.48 U	0.48 U	0.48 U	0.48 U
4-Ethyltoluene	ug/m^3	0.75 U	1.6	0.75 U	2.4	4.0	5.5	0.75	0.75 U
4-Methyl-2-pentanone	ug/m^3	1.2 U	1.2 U	1.2 U	1.2 U	1.2 U	0.75 J	2.5	0.62 J
Acetone	ug/m^3	23 D	5.1 JD	22 D	13	63 D	18 D	100 D	46 D
Benzene	ug/m^3	1.1	0.49	1.0	0.49 U	0.71	0.88	1.1	1.0
Benzyl Chloride	ug/m^3	0.88 UJ	0.88 UJ	0.88 UJ	0.88 U	0.88 U	0.88 U	0.88 U	0.88 U
Bromodichloromethane	ug/m^3	1.0 U	1.0 U	1.0 U	1.0 U	1.0 U	1.0 U	1.0 U	1.0 U
Bromoform	ug/m^3	1.6 U	1.6 U	1.6 U	1.6 UJ	1.6 UJ	1.6 UJ	1.6 UJ	1.6 UJ
Bromomethane	ug/m^3	0.59 U	0.59 U	0.59 U	0.59 U	0.59 U	0.59 U	0.59 U	0.59 U
Carbon Disulfide	ug/m^3	0.47 U	1.9	0.47 U	0.47 U	0.47 U	0.41 J	0.47 U	0.47 U
Carbon Tetrachloride	ug/m^3	0.26	0.96 U	0.32	0.96 U	0.70 J	0.83 J	0.70 J	0.77 J
Chlorobenzene	ug/m^3	0.70 U	0.70 U	0.70 U	0.70 U	0.70 U	0.70 U	0.70 U	0.70 U
Chloroethane	ug/m^3	0.40 U	0.40 U	0.40 U	0.40 U	0.40 U	0.40 U	0.40 U	0.40 U
Chloroform	ug/m^3	0.74 U	16 D	0.74 U	0.74 U	0.55 J	0.74 U	0.74 U	0.74 U
Chloromethane	ug/m^3	0.69	0.31 U	0.65	0.31 U	0.31 U	0.31 U	0.31 U	0.31 U
cis-1,2-Dichloroethene	ug/m^3	0.60 U	0.48 J	0.60 U	0.60 U	0.60 U	0.60 U	0.60 U	0.60 U
cis-1,3-Dichloropropene	ug/m^3	0.69 U	0.69 U	0.69 U	0.69 U	0.69 U	0.69 U	0.69 U	0.69 U
Cyclohexane	ug/m^3	6.3	0.66	5.3	10 DJ	10 D	8.4 DJ	8.7	5.5
Dibromochloromethane	ug/m^3	1.3 U	1.3 U	1.3 U	1.3 U	1.3 U	1.3 U	1.3 U	1.3 U
Dichlorodifluoromethane	ug/m^3	2.3 J	2.1 J	1.9 J	2.2	2.8	3.1	2.8	3.0
Ethyl acetate	ug/m^3	0.92 U	0.92 U	0.92 U	0.92 U	0.92 U	0.92 U	1.5	0.92 U
Ethylbenzene	ug/m^3	0.66	2.0	0.53 J	1.6	2.0	3.0	1.7	0.93
Heptane	ug/m^3	2.2	0.75	2.0	9.2 DJ	2.6	4.5	5.2	3.3
Hexachlorobutadiene	ug/m^3	1.6 UJ	1.6 UJ	1.6 UJ	1.6 U	1.6 U	1.6 U	1.6 U	1.6 U
Isopropanol	ug/m^3	1600 JD	41 JD	1200 JD	-	-	-	-	-
Isopropyl alcohol	ug/m^3	1.5 J	6.9 J	1.4 J	420 EDJ	460 EDJ	420 EDJ	2,700 EDJ	330 D
m&p-Xylene	ug/m^3	0.55 U	0.55 U	0.55 U	1.6	2.3	3.5	4.6	1.8
Methyl tert-butyl ether	ug/m^3	970 D	35 D	1200 D	0.55 U	0.55 U	0.55 U	0.55 U	0.55 U
Methylene Chloride	ug/m^3	2.2	1.2	2.0	110 D	190 D	160 D	1,900 D	180 D
n-Hexane	ug/m^3	-	-	-	0.82	0.54 U	0.54 U	0.54 U	0.54 U
o-Xylene	ug/m^3	0.62 J	2.6	0.66 U	0.57 J	0.75	1.1	1.2	0.62 J
Propylene	ug/m^3	0.26 UJ	0.26 UJ	0.26 UJ	0.26 U	0.26 U	0.26 U	0.26 U	0.26 U
Styrene	ug/m^3	0.87	0.91	0.56 J	2.1	3.0	5.5	5.8	1.3
Tetrachloroethene	ug/m^3	1.0 U	43 D	1.0 U	1.0 U	1.0 U	1.0 U	1.0 U	1.0 U
Tetrahydrofuran	ug/m^3	31 JD	5.4 J	95 JD	3.9	6.6	8.4	58 D	5.4
Toluene	ug/m^3	6.4	8.4 D	6.5	1.6	2.2	2.5	6.8	9.2 DJ
trans-1,2-Dichloroethene	ug/m^3	0.60	1.1	0.60 U	5.4	6.0	8.1	3.2	0.60 U
trans-1,3-Dichloropropene	ug/m^3	0.69 UJ	0.69 UJ	0.69 UJ	0.69 U	0.69 U	0.69 U	0.69 U	0.69 U
Trichloroethene	ug/m^3	0.55	350 D	0.44	0.82 U	1.2	0.82 U	0.66 J	0.82 U
Trichlorofluoromethane	ug/m^3	1.4	1.2	1.3	35 D	64 D	50 D	9.7	140 D
Vinyl Acetate	ug/m^3	5.7	0.54 U	3.9	0.54 U	0.54 U	0.54 U	0.54 U	0.54 U
Vinyl Bromide	ug/m^3	0.67 U	0.67 U	0.67 U	0.67 U	0.67 U	0.67 U	0.67 U	0.67 U
Vinyl Chloride	ug/m^3	0.10 U	0.39 U	0.10 U	0.39 U	0.39 U	0.39 U	0.39 U	0.39 U

Notes:
µg/m^3 = Micrograms per cubic meter.
[1.0 U] = Duplicate results in brackets.
D = Concentration is based on a diluted sample analysis.
E = Concentration exceeded calibrated range.
J = Analyte detected at or below quantitation limits.
U = Not detected at the reporting limit.

ARCADIS

Table A-1. Summary of Indoor Air and Sub-Slab Soil Gas Sample Results,
Former Lockheed Martin French Road Facility, Utica, New York

Location ID:		VMP-3D	VMP-3E	VMP-4	VMP-5A	VMP-5B	VMP-6	VMP-6A	VMP-7	VMP-7A	VMP-1B
Lab Sample ID:		01/26/12	01/26/12	01/25/12	01/26/12	01/26/12	01/26/12	01/26/12	01/26/12	02/07/12	01/25/12
		Near Southwest Side of Mold Storage	Mold Storage	Southeast Side of Mold Storage	Northwest Utica National	CET Warehouse	Northeast Utica National	Central Utica National	Between Kitting & Molding Storage DOC	Southwest Utica National	Between Kitting & Molding Storage DOC
Date Collected:											
Sample Type											
Field Notes:		Sub-Slab	Sub-Slab	Sub-Slab	Sub-Sla	Sub-Slab	Sub-Slab	Sub-Slab	Sub-Slab	Sub-Slab	Indoor Air
1,1,1-Trichloroethane	ug/m^3	0.83 U [0.83 U]	0.83 U	0.83 U	0.83 U	0.83 U	0.83 U	44 D	0.83 U	19 D	0.83 U
1,1,2,2-Tetrachloroethane	ug/m^3	1.0 U [1.0 U]	1.0 U	1.0 U	1.0 U	1.0 U	1.0 U	1.0 U	1.0 U	1.0 U	1.0 U
1,1,2-trichloro-1,2,2-trifluoroethane	ug/m^3	1.2 U [0.78 J]	0.86 J	1.2 U	1.1 J	1.2	1.2 U	53	0.78 J	8.9	1.2 U
1,1,2-Trichloroethane	ug/m^3	0.83 U [0.83 U]	0.83 U	0.83 U	0.83 U	0.83 U	0.83 U	0.83 U	0.83 U	0.83 U	0.83 U
1,1-Dichloroethane	ug/m^3	0.62 U [0.62 U]	0.62 U	0.62 U	0.62 U	0.62 U	0.62 U	1.2	0.62 U	1.3	0.62 U
1,1-Dichloroethene	ug/m^3	0.60 U [0.60 U]	0.60 U	0.60 U	0.60 U	0.60 U	0.60 U	0.60 U	0.60 U	0.60 U	0.60 U
1,2,4-Trichlorobenzene	ug/m^3	1.1 U [1.1 U]	1.1 U	1.1 U	1.1 U	1.1 U	1.1 U	1.1 U	1.1 U	1.1 U	1.1 U
1,2,4-Trimethylbenzene	ug/m^3	0.80 [1.3]	1.4	7.9	1.3	1.4 J	1.7	1.9 J	1.9 J	2.9	8.5 D
1,2-Dibromoethane	ug/m^3	1.2 U [1.2 U]	1.2 U	1.2 U	1.2 U	1.2 U	1.2 U	1.2 U	1.2 U	1.2 U	1.2 U
1,2-Dichloro-1,1,2,2-tetrafluoroethane	ug/m^3	1.1 U [1.1 U]	1.1 U	1.1 U	1.1 U	1.1 U	1.1 U	1.1 U	1.1 U	1.1 U	1.1 U
1,2-Dichlorobenzene	ug/m^3	0.92 U [0.92 U]	0.92 U	0.92 U	0.92 U	0.92 U	0.92 U	0.92 U	0.92 U	0.92 U	0.92 U
1,2-Dichloroethane	ug/m^3	0.62 U [0.62 U]	0.74	0.62 U	0.62 U	0.62 U	0.62 U	0.62 U	0.62 U	0.62 U	0.62 U
1,2-Dichloropropane	ug/m^3	0.70 U [0.70 U]	0.70 U	0.70 U	0.70 U	0.70 U	0.70 U	0.70 U	0.70 U	0.70 U	0.70 U
1,3,5-Trimethylbenzene	ug/m^3	0.75 U [0.60 J]	0.75 U	3.6	0.90	0.70 J	0.95	0.75 U	1.0 J	1.1	5.5
1,3-Butadiene	ug/m^3	0.34 U [0.34 U]	0.34 U	0.34 U	0.34 U	0.34 U	0.34 U	0.34 U	0.34 U	0.34 U	0.34 U
1,3-Dichlorobenzene	ug/m^3	0.92 U [0.92 U]	0.92 U	0.92 U	0.92 U	0.92 U	0.92 U	0.92 U	0.92 U	0.92 U	0.92 U
1,4-Dichlorobenzene	ug/m^3	0.92 U [0.79 J]	0.92 U	0.67 J	9.5	16 J	6.9	0.92 U	0.92 U	0.92 U	1.1
1,4-Dioxane	ug/m^3	1.1 U [1.1 U]	1.1 U	1.1 U	1.1 U	1.1 U	1.1 U	1.1 U	1.1 U	1.1 U	1.1 U
2,2,4-Trimethylpentane	ug/m^3	0.71 U [0.71 U]	0.71 U	0.71 U	0.71 U	0.71 U	0.71 U	0.71 U	0.71 U	1.7	0.71 U
2-Butanone	ug/m^3	1.3 [2.2]	50	6.2	3.7	3.3	4.2	55	23	4.5	1.4
2-Hexanone	ug/m^3	1.2 U [1.2 U]	1.2 U	1.2 U	1.2 U	1.2 U	1.2 U	1.2 U	1.2 U	1.2 U	1.2 U
3-Chloropropene	ug/m^3	0.48 U [0.48 U]	0.48 U	0.48 U	0.48 U	0.48 U	0.48 U	0.48 U	0.48 U	0.48 U	0.48 U
4-Ethyltoluene	ug/m^3	0.75 U [0.75 U]	0.75 U	4.5	0.75 U	0.50 J	0.75	0.75 U	1.1 J	0.80	5.6
4-Methyl-2-pentanone	ug/m^3	1.2 U [1.2 U]	3.7	3.9	3.9	1.7	1.2 U	7.5	5.4	1.2 U	1.2 U
Acetone	ug/m^3	33 D [24 D]	17 D	28 D	62 D	37 D	82 D	99 D	24 D	28 D	24 D
Benzene	ug/m^3	0.71 [1.1]	1.4	0.55	0.88	0.91	0.88	1.4	1.2 J	1.2	0.88
Benzyl Chloride	ug/m^3	0.88 U [0.88 U]	0.88 U	0.88 U	0.88 U	0.88 U	0.88 U	0.88 U	0.88 U	0.88 U	0.88 U
Bromodichloromethane	ug/m^3	1.0 U [1.0 U]	1.0 U	1.0 U	1.0 U	1.0 U	1.0 U	1.0 U	1.0 U	1.0 U	1.0 U
Bromoform	ug/m^3	1.6 UJ [1.6 UJ]	1.6 UJ	1.6 UJ	1.6 U	1.6 U	1.6 U	1.6 U	1.6 U	1.6 U	1.6 U
Bromomethane	ug/m^3	0.59 U [0.59 U]	0.59 U	0.59 U	0.59 U	0.59 U	0.59 U	0.59 U	0.59 U	0.59 U	0.59 U
Carbon Disulfide	ug/m^3	0.47 U [0.47 U]	0.85	0.47 U	0.47 U	0.47 U	0.47 U	19 D	0.47 U	4.2	0.47 U
Carbon Tetrachloride	ug/m^3	0.96 U [0.77 J]	0.77 J	0.96 U	0.70 J	0.96 U	0.77 J	0.83 J	0.70 J	0.96 U	0.77
Chlorobenzene	ug/m^3	0.70 U [0.70 U]	0.70 U	0.70 U	0.70 U	0.70 U	0.70 U	0.70 U	0.70 U	0.70 U	0.70 U
Chloroethane	ug/m^3	0.40 U [0.40 U]	0.40 U	0.40 U	0.40 U	0.40 U	0.40 U	0.40 U	0.40 U	0.40 U	0.40 U
Chloroform	ug/m^3	0.74 U [0.74 U]	1.6	0.74 U	0.74 U	0.74 U	0.74 U	3.3	0.74 U	2.5	0.74 U
Chloromethane	ug/m^3	0.31 U [0.31 U]	0.31 U	0.31 U	0.31 U	0.31 U	0.31 U	0.31 U	0.31 U	0.31 U	0.31 U
cis-1,2-Dichloroethene	ug/m^3	0.60 U [0.60 U]	0.60 U	0.60 U	0.60 U	0.60 U	0.60 U	0.60 U	0.60 U	0.60 U	0.60 U
cis-1,3-Dichloropropene	ug/m^3	0.69 U [0.69 U]	0.69 U	0.69 U	0.69 U	0.69 U	0.69 U	0.69 U	0.69 U	0.69 U	0.69 U
Cyclohexane	ug/m^3	1.8 [3.3]	5.2	15 D	20 D	4.7	13 D	13 D	17 DJ	9.1 D	20 D
Dibromochloromethane	ug/m^3	1.3 U [1.3 U]	1.3 U	1.3 U	1.3 U	1.3 U	1.3 U	1.3 U	1.3 U	1.3 U	1.3 U
Dichlorodifluoromethane	ug/m^3	1.8 [2.9]	3.0	2.1	2.6	2.3	2.6	3.1	2.5	2.4	3.2
Ethyl acetate	ug/m^3	0.92 U [0.92 U]	0.92 U	0.92 U	0.92 U	0.92 U	0.92 U	0.92 U	0.92 U	2.9	0.92 U
Ethylbenzene	ug/m^3	0.44 J [0.79]	3.4	2.1	1.7	1.1 J	1.7	4.6 J	3.6 J	2.6	3.0
Heptane	ug/m^3	2.3 [3.7]	0.62 U	3.0	4.1	3.1	4.5	0.62 U	5.6 J	2.8	8.3 D
Hexachlorobutadiene	ug/m^3	1.6 U [1.6 U]	1.6 U	1.6 U	1.6 U	1.6 U	1.6 U	1.6 U	1.6 U	1.6 U	1.6 U
Isopropanol	ug/m^3	-	-	-	-	-	-	-	-	-	-
Isopropyl alcohol	ug/m^3	490 EDJ [220 EDJ]	98 D	190 EDJ	6,900 EDJ	1,300 D	2,100 EDJ	1,700 EDJ	710 D	44 D	980 EDJ
m&p-Xylene	ug/m^3	1.0 J [1.8]	7.3	2.2	3.5	3.0 J	3.8	11 J	8.6 J	5.2	2.1
Methyl tert-butyl ether	ug/m^3	0.55 U [0.55 U]	0.55 U	0.55 U	0.55 U	0.55 U	0.55 U	0.55 U	0.55 U	0.55 U	0.55 U
Methylene Chloride	ug/m^3	120 D [74 D]	77 D	310 D	3,000 D	690 D	2,500 D	1,900 D	2,100 D	43 D	320 D
n-Hexane	ug/m^3	0.64 [0.54 U]	0.54 U	0.54 U	1.8	0.54 U	0.54 U	7.2	0.54 U	10 D	0.54 U
o-Xylene	ug/m^3	0.66 U [0.57 J]	1.5	0.75	0.88	0.71 J	0.88	2.4 J	1.9 J	3.0	0.71
Propylene	ug/m^3	0.26 U [0.26 U]	0.26 U	0.26 U	0.26 U	0.26 U	0.26 U	0.26 U	0.26 U	0.26 U	0.26 U
Styrene	ug/m^3	0.78 [1.4]	11	3.0	1.3	0.74 J	1.6	15 DJ	9.7 J	6.8	3.9
Tetrachloroethene	ug/m^3	1.0 U [0.97 J]	4.2	1.0 U	1.0 U	1.0 U	1.0 U	8.7 J	0.83 J	1.4	1.0 U
Tetrahydrofuran	ug/m^3	0.45 UJ [3.6 J]	4.7	7.1	21 D	19	40 D	73 D	21 D	4.7	9.0 D
Toluene	ug/m^3	2.5 [5.3]	8.4 DJ	1.9	6.7	4.8 J	7.7	16 DJ	11 DJ	10 D	2.7
trans-1,2-Dichloroethene	ug/m^3	0.60 U [0.60 U]	2.4	8.7	2.0	2.3	0.60 U	2.2	0.60 U	2.3	7.9
trans-1,3-Dichloropropene	ug/m^3	0.69 U [0.69 U]	0.69 U	0.69 U	0.69 U	0.69 U	0.69 U	0.69 U	0.69 U	0.69 U	0.69 U
Trichloroethene	ug/m^3	0.82 U [1.3]	0.93	0.82 U	0.82 U	0.82 U	0.76 J	51 D	0.82 U	26 D	0.22 U
Trichlorofluoromethane	ug/m^3	220 D [170 D]	140 D	88 D	37 D	6.9	40 D	47 D	53 D	2.1	62 D
Vinyl Acetate	ug/m^3	0.54 U [0.54 U]	0.54 U	0.54 U	0.54 U	0.54 U	0.54 U	0.54 U	0.54 U	0.54 U	0.54 U
Vinyl Bromide	ug/m^3	0.67 U [0.67 U]	0.67 U	0.67 U	0.67 U	0.67 U	0.67 U	0.67 U	0.67 U	0.67 U	0.67 U
Vinyl Chloride	ug/m^3	0.39 U [0.39 U]	0.39 U	0.39 U	0.39 U	0.39 U	0.39 U	0.39 U	0.39 U	0.39 U	0.10 U

Notes:
µg/m^3 = Micrograms per cubic meter.
[1.0 U] = Duplicate results in brackets.
D = Concentration is based on a diluted sample analysis.
E = Concentration exceeded calibrated range.
J = Analyte detected at or below quantitation limits.
U = Not detected at the reporting limit.

ARCADIS

Table A-1. Summary of Indoor Air and Sub-Slab Soil Gas Sample Results,
Former Lockheed Martin French Road Facility, Utica, New York

Location ID:		VMP-2B	VMP-2C	VMP-3A	VMP-3B	VMP-3D	VMP-3E	VMP-4	VMP-5A	VMP-5B	VMP-6
Lab Sample ID:		01/25/12	01/25/12	01/26/12	01/26/12	01/26/12	01/26/12	01/25/12	01/26/12	01/26/12	01/26/12
		Adjacent to Leadwire Assembly - South	Adjacent to Cable Assembly	CET Warehouse	Near Southeast Side of CET Packaging Area	Near Southwest Side of Mold Storage	Mold Storage	Southeast Side of Mold Storage	Northwest Utica National	CET Warehouse	Northeast Utica National
Date Collected:											
Sample Type											
Field Notes:		Indoor Air	Indoor Air	Indoor Air	Indoor Air	Indoor Air	Indoor Air	Indoor Air	Indoor Air	Indoor Air	Indoor Air
1,1,1-Trichloroethane	ug/m^3	0.83 U	0.83 U	0.83 U	0.83 U [0.83 U]	0.83 U	0.83 U	0.83 U	0.83 U	0.83 U	0.83 U
1,1,2,2-Tetrachloroethane	ug/m^3	1.0 U	1.0 U	1.0 U	1.0 U [1.0 U]	1.0 U	1.0 U	1.0 U	1.0 U	1.0 U	1.0 U
1,1,2-trichloro-1,2,2-trifluoroethane	ug/m^3	1.2 U	1.2 U	1.1 J	0.78 J [0.93 J]	0.86 J	1.2 U	1.2 U	0.93 J	1.0 J	0.78 J
1,1,2-Trichloroethane	ug/m^3	0.83 U	0.83 U	0.83 U	0.83 U [0.83 U]	0.83 U	0.83 U	0.83 U	0.83 U	0.83 U	0.83 U
1,1-Dichloroethane	ug/m^3	0.62 U	0.62 U	0.62 U	0.62 U [0.62 U]	0.62 U	0.62 U	0.62 U	0.62 U	0.62 U	0.62 U
1,1-Dichloroethene	ug/m^3	0.60 U	0.60 U	0.60 U	0.60 U [0.60 U]	0.60 U	0.60 U	0.60 U	0.60 U	0.60 U	0.60 U
1,2,4-Trichlorobenzene	ug/m^3	1.1 U	1.1 U	1.1 U	1.1 U [1.1 U]	1.1 U	1.1 U	1.1 U	1.1 U	1.1 U	1.1 U
1,2,4-Trimethylbenzene	ug/m^3	14	16	1.8	1.5 [1.0]	1.0	1.7	9.5 D	1.7	2.1	1.8
1,2-Dibromoethane	ug/m^3	1.2 U	1.2 U	1.2 U	1.2 U [1.2 U]	1.2 U	1.2 U	1.2 U	1.2 U	1.2 U	1.2 U
1,2-Dichloro-1,1,2,2-tetrafluoroethane	ug/m^3	1.1 U	1.1 U	1.1 U	1.1 U [1.1 U]	1.1 U	1.1 U	1.1 U	1.1 U	1.1 U	1.1 U
1,2-Dichlorobenzene	ug/m^3	0.92 U	0.92 U	0.92 U	0.92 U [0.92 U]	0.92 U	0.92 U	0.92 U	0.92 U	0.92 U	0.92 U
1,2-Dichloroethane	ug/m^3	0.62 U	0.62 U	0.62 U	0.62 U [0.62 U]	0.62 U	0.62 U	0.62 U	0.62 U	0.62 U	0.62 U
1,2-Dichloropropane	ug/m^3	0.70 U	0.70 U	0.70 U	0.70 U [0.70 U]	0.70 U	0.70 U	0.70 U	0.70 U	0.70 U	0.70 U
1,3,5-Trimethylbenzene	ug/m^3	4.9	5.7	1.0	0.75 U [0.75 U]	0.75 U	0.55 J	6.5	0.55 J	1.0	0.70 J
1,3-Butadiene	ug/m^3	0.34 U	0.34 U	0.34 U	0.34 U [0.34 U]	0.34 U	0.34 U	0.34 U	0.34 U	0.34 U	0.34 U
1,3-Dichlorobenzene	ug/m^3	0.92 U	0.92 U	0.92 U	0.92 U [0.92 U]	0.92 U	0.92 U	0.92 U	0.92 U	0.92 U	0.92 U
1,4-Dichlorobenzene	ug/m^3	1.0	0.79 J	17 D	0.67 J [0.67 J]	0.92 U	0.92 U	1.2	11	24 D	7.4
1,4-Dioxane	ug/m^3	1.1 U	1.1 U	1.1 U	1.1 U [1.1 U]	1.1 U	1.1 U	1.1 U	1.1 U	1.1 U	1.1 U
2,2,4-Trimethylpentane	ug/m^3	0.71 U	0.71 U	0.71 U	0.71 U [0.71 U]	0.71 U	0.71 U	0.71 U	0.71 U	0.71 U	0.71 U
2-Butanone	ug/m^3	0.96	0.90 U	4.0	0.90 U [1.2]	0.90 U	0.90 U	0.90 U	4.2	4.0	3.4
2-Hexanone	ug/m^3	1.2 U	1.2 U	1.2 U	1.2 U [1.2 U]	1.2 U	1.2 U	1.2 U	1.2 U	1.2 U	1.2 U
3-Chloropropene	ug/m^3	0.48 U	0.48 U	0.48 U	0.48 U [0.48 U]	0.48 U	0.48 U	0.48 U	0.48 U	0.48 U	0.48 U
4-Ethyltoluene	ug/m^3	4.9	5.7	0.80	0.75 U [0.75 U]	0.75 U	0.75 U	7.2	0.60 J	0.65 J	0.65 J
4-Methyl-2-pentanone	ug/m^3	1.2 U	1.2 U	1.2 U	1.2 U [1.2 U]	1.2 U	1.2 U	1.2 U	1.2 U	1.2 U	1.2 U
Acetone	ug/m^3	25 D	28 D	59 D	17 D [30 D]	24 D	24 D	19 D	100 D	150 D	180 D
Benzene	ug/m^3	0.84	0.81	0.97	1.1 [1.1]	1.2	1.0	0.81	1.0	1.1	1.0
Benzyl Chloride	ug/m^3	0.88 U	0.88 U	0.88 U	0.88 U [0.88 U]	0.88 U	0.88 U	0.88 U	0.88 U	0.88 U	0.88 U
Bromodichloromethane	ug/m^3	1.0 U	1.0 U	1.0 U	1.0 U [1.0 U]	1.0 U	1.0 U	1.0 U	1.0 U	1.0 U	1.0 U
Bromoform	ug/m^3	1.6 U	1.6 U	1.6 U	1.6 U [1.6 U]	1.6 U	1.6 U	1.6 U	1.6 U	1.6 U	1.6 U
Bromomethane	ug/m^3	0.59 U	0.59 U	0.59 U	0.59 U [0.59 U]	0.59 U	0.59 U	0.59 U	0.59 U	0.59 U	0.59 U
Carbon Disulfide	ug/m^3	0.47 U	0.47 U	0.47 U	0.47 U [0.47 U]	0.47 U	0.47 U	0.47 U	0.47 U	0.47 U	0.47 U
Carbon Tetrachloride	ug/m^3	0.64	0.70	0.70	0.64 [0.77]	0.70	0.70	0.70	0.77	0.77	0.70
Chlorobenzene	ug/m^3	0.70 U	0.70 U	0.70 U	0.70 U [0.70 U]	0.70 U	0.70 U	0.70 U	0.70 U	0.70 U	0.70 U
Chloroethane	ug/m^3	0.40 U	0.40 U	0.40 U	0.40 U [0.40 U]	0.40 U	0.40 U	0.40 U	0.40 U	0.40 U	0.40 U
Chloroform	ug/m^3	0.74 U	0.74 U	0.74 U	0.74 U [0.74 U]	0.74 U	0.74 U	0.74 U	0.74 U	0.74 U	0.74 U
Chloromethane	ug/m^3	0.31 U	0.31 U	0.31 U	0.31 U [0.31 U]	1.1	0.31 U	0.31 U	0.31 U	0.31 U	0.31 U
cis-1,2-Dichloroethene	ug/m^3	0.60 U	0.60 U	0.60 U	0.60 U [0.60 U]	0.60 U	0.60 U	0.60 U	0.60 U	0.60 U	0.60 U
cis-1,3-Dichloropropene	ug/m^3	0.69 U	0.69 U	0.69 U	0.69 U [0.69 U]	0.69 U	0.69 U	0.69 U	0.69 U	0.69 U	0.69 U
Cyclohexane	ug/m^3	10 D	12 D	7.7	4.7 [4.3]	3.4	5.3	13 D	18	7.7 D	8.4 D
Dibromochloromethane	ug/m^3	1.3 U	1.3 U	1.3 U	1.3 U [1.3 U]	1.3 U	1.3 U	1.3 U	1.3 U	1.3 U	1.3 U
Dichlorodifluoromethane	ug/m^3	3.0	3.2	3.0	2.8 [2.9]	2.8	3.0	2.9	3.0	2.8	2.8
Ethyl acetate	ug/m^3	0.92 U	0.92 U	0.92 U	0.92 U [0.92 U]	0.92 U	0.92 U	0.92 U	1.9	0.92 U	0.92 U
Ethylbenzene	ug/m^3	2.5	2.5	1.0	0.66 [0.57 J]	0.57 J	0.53 J	2.9	1.9	1.1	1.9
Heptane	ug/m^3	3.5	3.6	6.1	3.3 [3.4]	3.5	14	5.6	6.9	6.2	5.3
Hexachlorobutadiene	ug/m^3	1.6 U	1.6 U	1.6 U	1.6 U [1.6 U]	1.6 U	1.6 U	1.6 U	1.6 U	1.6 U	1.6 U
Isopropanol	ug/m^3	-	-	-	-	-	-	-	-	-	-
Isopropyl alcohol	ug/m^3	370 EDJ	390 EDJ	1,100 DJ	260 EDJ [390 EDJ]	260 EDJ	630 EDJ	680 EDJ	3,500 EDJ	3,100 DJ	7,700 EDJ
m&p-Xylene	ug/m^3	2.6	2.9	2.4	1.3 [1.2 J]	1.3 J	1.0 J	2.5	3.8	2.7	4.3
Methyl tert-butyl ether	ug/m^3	0.55 U	0.55 U	0.55 U	0.55 U [0.55 U]	0.55 U	0.55 U	0.55 U	0.55 U	0.55 U	0.55 U
Methylene Chloride	ug/m^3	120 D	130 D	790 D	130 D [180 D]	66 D	37 D	220 D	3,100 D	2,100 D	9,500 D
n-Hexane	ug/m^3	0.54 U	0.54 U	2.1	1.3 [0.54 U]	0.54 U	2.0	0.97	0.54 U	2.2	0.54 U
o-Xylene	ug/m^3	0.88	0.97	0.71	0.66 U [0.66 U]	0.49 J	0.66 U	0.88	0.93	0.79	1.1
Propylene	ug/m^3	0.26 U	0.26 U	0.26 U	0.26 U [0.26 U]	0.26 U	0.26 U	0.26 U	0.26 U	0.26 U	0.26 U
Styrene	ug/m^3	3.8	3.9	0.65 U	0.69 [0.74]	0.74	0.43 J	4.1	0.65 U	0.65 U	0.65 U
Tetrachloroethene	ug/m^3	1.0 U	1.0 U	1.0 U	1.0 U [1.0 U]	1.0 U	1.0 U	1.0 U	1.0 U	1.0 U	1.0 U
Tetrahydrofuran	ug/m^3	11	10	30 D	4.7 [4.0]	1.5	0.45 U	14	52 D	39 D	180 D
Toluene	ug/m^3	2.3	2.4	7.2	6.5 [6.0]	4.2	2.8	2.6	9.2 DJ	8.8 D	8.4
trans-1,2-Dichloroethene	ug/m^3	11	13	3.9	0.60 U [0.60 U]	0.60 U	0.60 U	6.4 D	0.60 U	3.7	0.60 U
trans-1,3-Dichloropropene	ug/m^3	0.69 U	0.69 U	0.69 U	0.69 U [0.69 U]	0.69 U	0.69 U	0.69 U	0.69 U	0.69 U	0.69 U
Trichloroethene	ug/m^3	0.22 U	0.22 U	0.22 U	0.22 U [0.33]	0.71	0.38	0.22 U	0.22 U	0.60	0.44
Trichlorofluoromethane	ug/m^3	56 D	62 D	8.9	95 D [150 D]	130 D	460 D	58 D	30 D	11	25 D
Vinyl Acetate	ug/m^3	0.54 U	0.54 U	0.54 U	0.54 U [0.54 U]	0.54 U	0.54 U	0.54 U	0.54 U	0.54 U	0.54 U
Vinyl Bromide	ug/m^3	0.67 U	0.67 U	0.67 U	0.67 U [0.67 U]	0.67 U	0.67 U	0.67 U	0.67 U	0.67 U	0.67 U
Vinyl Chloride	ug/m^3	0.10 U	0.10 U	0.10 U	0.10 U [0.10 U]	0.10 U	0.10 U	0.10 U	0.10 U	0.10 U	0.10 U

Notes:
µg/m^3 = Micrograms per cubic meter.
[1.0 U] = Duplicate results in brackets.
D = Concentration is based on a diluted sample analysis.
E = Concentration exceeded calibrated range.
J = Analyte detected at or below quantitation limits.
U = Not detected at the reporting limit.

ARCADIS

Table A-1. Summary of Indoor Air and Sub-Slab Soil Gas Sample Results,
Former Lockheed Martin French Road Facility, Utica, New York

Location ID: Lab Sample ID: Date Collected: Sample Type Field Notes:		VMP-6A 01/26/12 Central Utica National Indoor Air	VMP-7 01/26/12 Between Kitting & Molding Storage DOC Indoor Air	VMP-7A 02/07/12 Southwest Utica National Indoor Air
1,1,1-Trichloroethane	ug/m^3	0.83 U	0.83 U	0.83 U
1,1,2,2-Tetrachloroethane	ug/m^3	1.0 U	1.0 U	1.0 U
1,1,2-trichloro-1,2,2-trifluoroethane	ug/m^3	1.2 U	0.93 J	1.2 U
1,1,2-Trichloroethane	ug/m^3	0.83 U	0.83 U	0.83 U
1,1-Dichloroethane	ug/m^3	0.62 U	0.62 U	0.62 U
1,1-Dichloroethene	ug/m^3	0.60 U	0.60 U	0.60 U
1,2,4-Trichlorobenzene	ug/m^3	1.1 U	1.1 U	1.1 U
1,2,4-Trimethylbenzene	ug/m^3	2.7	2.7	1.7
1,2-Dibromoethane	ug/m^3	1.2 U	1.2 U	1.2 U
1,2-Dichloro-1,1,2,2-tetrafluoroethane	ug/m^3	1.1 U	1.1 U	1.1 U
1,2-Dichlorobenzene	ug/m^3	0.92 U	0.92 U	0.92 U
1,2-Dichloroethane	ug/m^3	0.62 U	0.62 U	0.62 U
1,2-Dichloropropane	ug/m^3	0.70 U	0.70 U	0.70 U
1,3,5-Trimethylbenzene	ug/m^3	1.4	1.2	0.85
1,3-Butadiene	ug/m^3	0.34 U	0.34 U	0.34 U
1,3-Dichlorobenzene	ug/m^3	0.92 U	0.92 U	0.92 U
1,4-Dichlorobenzene	ug/m^3	7.5	7.0	9.8
1,4-Dioxane	ug/m^3	1.1 U	1.1 U	1.1 U
2,2,4-Trimethylpentane	ug/m^3	0.71 U	0.71 U	0.71 U
2-Butanone	ug/m^3	3.7	3.7	0.90 U
2-Hexanone	ug/m^3	1.2 U	1.2 U	1.2 U
3-Chloropropene	ug/m^3	0.48 U	0.48 U	0.48 U
4-Ethyltoluene	ug/m^3	1.1	1.0	0.70 J
4-Methyl-2-pentanone	ug/m^3	1.2 U	1.2 U	0.71 J
Acetone	ug/m^3	210 D	130 D	94 D
Benzene	ug/m^3	1.0	1.1	0.71
Benzyl Chloride	ug/m^3	0.88 U	0.88 U	0.88 U
Bromodichloromethane	ug/m^3	1.0 U	1.0 U	1.0 U
Bromoform	ug/m^3	1.6 U	1.6 U	1.6 U
Bromomethane	ug/m^3	0.59 U	0.59 U	0.59 U
Carbon Disulfide	ug/m^3	0.47 U	0.47 U	0.47 U
Carbon Tetrachloride	ug/m^3	0.77	0.77	0.26 U
Chlorobenzene	ug/m^3	0.70 U	0.70 U	0.70 U
Chloroethane	ug/m^3	0.40 U	0.40 U	0.40 U
Chloroform	ug/m^3	0.74 U	0.74 U	0.74 U
Chloromethane	ug/m^3	0.31 U	0.31 U	0.94
cis-1,2-Dichloroethene	ug/m^3	0.60 U	0.60 U	0.60 U
cis-1,3-Dichloropropene	ug/m^3	0.69 U	0.69 U	0.69 U
Cyclohexane	ug/m^3	17 D	15 D	15 D
Dibromochloromethane	ug/m^3	1.3 U	1.3 U	1.3 U
Dichlorodifluoromethane	ug/m^3	3.0	3.1	2.3
Ethyl acetate	ug/m^3	0.92 U	0.92 U	2.1
Ethylbenzene	ug/m^3	3.2	3.1	1.8
Heptane	ug/m^3	5.4	5.8	2.2
Hexachlorobutadiene	ug/m^3	1.6 U	1.6 U	1.6 U
Isopropanol	ug/m^3	-	-	-
Isopropyl alcohol	ug/m^3	5,600 EDJ	3,700 DJ	1,900 D
m&p-Xylene	ug/m^3	7.8	7.8	2.3
Methyl tert-butyl ether	ug/m^3	0.55 U	0.55 U	0.55 U
Methylene Chloride	ug/m^3	4,400 D	2,500 D	1,400 D
n-Hexane	ug/m^3	0.54 U	0.54 U	5.3
o-Xylene	ug/m^3	1.8	1.7	0.66
Propylene	ug/m^3	0.26 U	0.26 U	0.26 U
Styrene	ug/m^3	0.65 U	0.65 U	1.7
Tetrachloroethene	ug/m^3	1.0 U	1.0 U	1.0 U
Tetrahydrofuran	ug/m^3	250 D	150 D	140 D
Toluene	ug/m^3	8.4 D	8.5	6.2
trans-1,2-Dichloroethene	ug/m^3	2.1	2.1	11
trans-1,3-Dichloropropene	ug/m^3	0.69 U	0.69 U	0.69 U
Trichloroethene	ug/m^3	0.44	0.22 U	0.71
Trichlorofluoromethane	ug/m^3	51 D	42 D	2.1
Vinyl Acetate	ug/m^3	0.54 U	0.54 U	0.54 U
Vinyl Bromide	ug/m^3	0.67 U	0.67 U	0.67 U
Vinyl Chloride	ug/m^3	0.10 U	0.10 U	0.10 U

Notes:
µg/m^3 = Micrograms per cubic meter.
[1.0 U] = Duplicate results in brackets.
D = Concentration is based on a diluted sample analysis.
E = Concentration exceeded calibrated range.
J = Analyte detected at or below quantitation limits.
U = Not detected at the reporting limit.

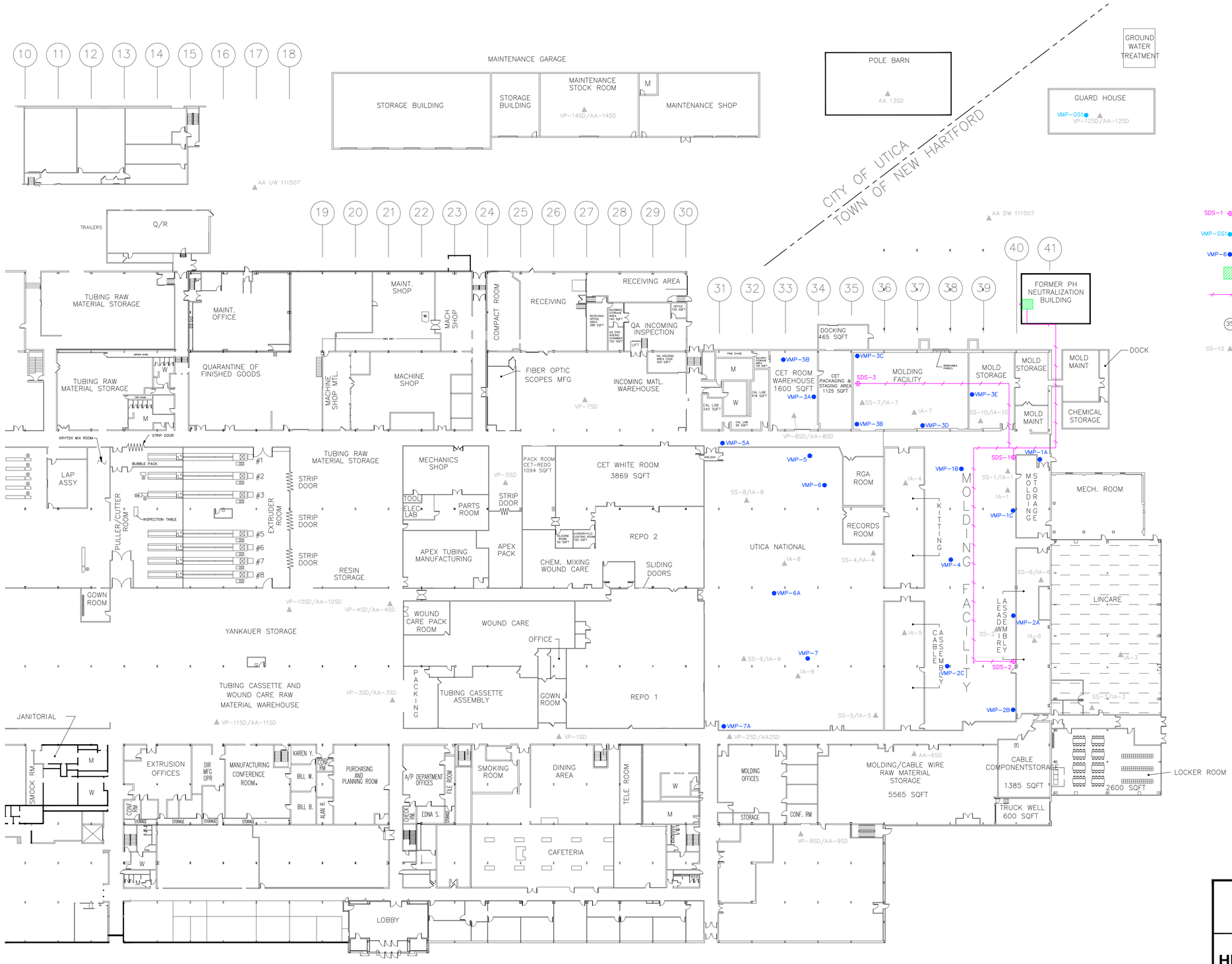

LEGEND

- SDS-1 — LOCATION OF SUBSLAB DEPRESSURIZATION SUMP (SDS)
- VMP-GS1 — SEMI-PERMANENT SOIL GAS PROBE LOCATION
- VMP-6 — PERMANENT SOIL GAS PROBE LOCATION
- LOCATION OF SUBSLAB DEPRESSURIZATION SYSTEM TREATMENT EQUIPMENT
- LOCATION OF SUBSLAB DEPRESSURIZATION ABOVE GRADE PIPING
- 35 — BUILDING COLUMN LINE IDENTIFICATION
- SS-10 — TEMPORARY SOIL GAS PROBE AND INDOOR AIR LOCATION

NOTE:

1. AMBIENT AIR (AA) SAMPLES CO-LOCATED AT EACH VMP LOCATION.
2. BASE DRAWING SOURCE: CONMED, TITLE: FRENCH ROAD BLOCK PLAN PROPOSED SPACE UTILIZATION, DRAWING NO:FR001, DATE: 01/28/94. CONMED SOURCE DRAWING: LOCKHEED MARTIN DRAWING NUMBER RFABLK.DWG JEG 310CT94.

0 30' 60'
GRAPHIC SCALE

FORMER LOCKHEED MARTIN FRENCH ROAD FACILITY
UTICA, NEW YORK
ANNUAL VAPOR INTRUSION STUDY REPORT FOR THE SOLVENT DOCK AREA

HISTORICAL SAMPLING LOCATION PLAN

ARCADIS

FIGURE
A-1

CITY:MAWWH DIV/GROUP:ENVCAD DB:IG LD:(Opt) PIC:(Opt) PM:(Reqd) TM:(Opt) LYR:(On)=*;OFF=*REF*
G:\ENVCAD\SYRACUSE\ACTN\M0010140\0010\00003\FIG A-1-Historic\caPlan_update032013.dwg LAYOUT: A-1 SAVED: 3/6/2013 2:35 PM ACADVER: 18.1S (LMS TECH) PAGESETUP: PDF 22X34 PLOTSTYLETABLE: PLTFULL.CTB PLOTTED: 3/6/2013 3:14 PM BY: SANCHEZ, ADRIAN
XREFS: 00646X01 IMAGES: PROJECTNAME: ----

Appendix **B**

Sub-Slab Soil Gas and
Indoor Air Sampling Logs

Sub-Slab Vapor Sample Collection Log

ARCADIS

Sample ID: SS-VMP-3E

Client:	Lockheed Martin	**Date/Day:**	1/24/13 / Thursday
Project:	LMC Sub-Slab and indoor monitoring	**Weather:**	Sun 0°F
Location:	Utica, NY	**Temperature:**	70° inside
Project #:	NJ001050.0001	**Wind Speed/Direction:**	—
Samplers:	Katie Bidwell	**Subcontractor:**	—
Logged By:	Katie Bidwell	**Equipment:**	—
Background PID Ambient Air Reading:	0.0	**Moisture Content of Sampling Zone (circle one):**	(Dry) / Moist
Sampling Depth:		**Approximate Volume of Sampling Train:**	120 mL
Time of Collection:	Start: 0836 Stop: 1413	**Approximate Purge Volume:**	360 mL

Nearby Groundwater Monitoring Wells/Water Levels:

Well ID	Depth to Groundwater (feet)		
PZ-5	10.4	PZ-8	9.45
PZ-6	9.33	PZ-9	8.10
PZ-7	9.02	PZ-10	9.00

SUMMA Canister Information

Size (circle one): (1 L) 6 L

Canister ID: 354

Flow Controller ID: 277

Tracer Gas Information (if applicable)

Tracer Gas and Source of Tracer Gas: —

Canister Pressure (inches Hg):

Reported By Laboratory	Gauge Reading Prior to Sample Collection	Gauge Reading Following Sample Collection
	30+	1.0

Measured in Purge Effluent	Measured in 'Concentrated' Area Prior to Sample Collection	Measured in 'Concentrated' Area Following Sample Collection	Measured in Sampling Train after Sampling
—	—	—	—

General Observations/Notes:

Foot traffic / fork lift + parts mover traffic
Strong orange cleaner odor.

Approximating Sampling Train Volume (for purging):
When using 1¼-inch "Dummy Point" and a 6-inch sampling interval, the sampling space will have a volume of approximately 150 mL.
Each foot of ¼-inch tubing will have a volume of approximately 10 mL.

ARCADIS

~~Indoor Air~~ Sub-Slab Vapor Sample Collection Log

Sample ID: SS-VMP 1B

Client:	Lockheed Martin	**Date/Day:**	1/24/13 / Thursday
Project:	LMC Sub-Slab and indoor monitoring	**Weather:**	Sun 0°
Location:	Utica, NY	**Temperature:**	70° inside
Project #:	NJ001050.0001	**Wind Speed/Direction:**	—
Samplers:	Katie Bidwell	**Subcontractor:**	—
Logged By:	Katie Bidwell	**Equipment:**	—
Background PID Ambient Air Reading:	0.0	**Moisture Content of Sampling Zone (circle one):**	(Dry) / Moist
Sampling Depth:		**Approximate Volume of Sampling Train:**	120 mL
Time of Collection:	Start: 08:55 Stop: 10:55	**Approximate Purge Volume:**	360 mL

Nearby Groundwater Monitoring Wells/Water Levels:

Well ID	Depth to Groundwater (feet)		
PZ-5	10.4	PZ-8	9.45
PZ-6	9.33	PZ-9	8.10
PZ-7	9.02	PZ-10	9.00

SUMMA Canister Information

Size (circle one): (1 L) 6 L

Canister ID: 464

Flow Controller ID: 296

Tracer Gas Information (if applicable)

Tracer Gas and Source of Tracer Gas: —

Canister Pressure (inches Hg):

Reported By Laboratory	Gauge Reading Prior to Sample Collection	Gauge Reading Following Sample Collection
	30+	7.5

Measured in Purge Effluent	Measured in 'Concentrated' Area Prior to Sample Collection	Measured in 'Concentrated' Area Following Sample Collection	Measured in Sampling Train after Sampling
—	—	—	—

General Observations/Notes:

a lot of foot traffic

Approximating Sampling Train Volume (for purging):
When using 1¼-inch "Dummy Point" and a 6-inch sampling interval, the sampling space will have a volume of approximately 150 mL.
Each foot of ¼-inch tubing will have a volume of approximately 10 mL.

Sub-Slab Vapor Sample Collection Log

ARCADIS

Sample ID: SS-VMP-2B

Client:	Lockheed Martin	**Date/Day:**	1/24/13 / Thursday
Project:	LMC Sub-Slab and indoor monitoring	**Weather:**	Sun 0°F
Location:	Utica, NY	**Temperature:**	70° inside
Project #:	NJ001050.0001	**Wind Speed/Direction:**	—
Samplers:	Katie Bidwell	**Subcontractor:**	—
Logged By:	Katie Bidwell	**Equipment:**	—
Background PID Ambient Air Reading:	0.0	**Moisture Content of Sampling Zone (circle one):**	(Dry) / Moist
Sampling Depth:		**Approximate Volume of Sampling Train:**	120 ml
Time of Collection:	Start: 1026 Stop: 1715	**Approximate Purge Volume:**	360 ml

Nearby Groundwater Monitoring Wells/Water Levels:

Well ID	Depth to Groundwater (feet)		
PZ-5	10.4	PZ-8	9.45
PZ-6	9.33	PZ-9	8.10
PZ-7	9.02	PZ-10	9.00

SUMMA Canister Information

Size (circle one): (1 L) 6 L

Canister ID: 283

Flow Controller ID: 306

Tracer Gas Information (if applicable)

Tracer Gas and Source of Tracer Gas: —

Canister Pressure (inches Hg):

Reported By Laboratory	Gauge Reading Prior to Sample Collection	Gauge Reading Following Sample Collection
	30+	5.00

Measured in Purge Effluent	Measured in 'Concentrated' Area Prior to Sample Collection	Measured in 'Concentrated' Area Following Sample Collection	Measured in Sampling Train after Sampling
—	—	—	—

General Observations/Notes:

Approximating Sampling Train Volume (for purging):
When using 1¼-inch "Dummy Point" and a 6-inch sampling interval, the sampling space will have a volume of approximately 150 mL.
Each foot of ¼-inch tubing will have a volume of approximately 10 mL.

Sub-Slab Vapor Sample Collection Log

ARCADIS

Sample ID: SS-UMP-2C

Client:	Lockheed Martin	**Date/Day:**	1/24/13 / Thursday
Project:	LMC Sub-Slab and indoor monitoring	**Weather:**	Sun 0°C
Location:	Utica, NY	**Temperature:**	70° inside
Project #:	NJ001050.0001	**Wind Speed/Direction:**	—
Samplers:	Katie Bidwell	**Subcontractor:**	—
Logged By:	Katie Bidwell	**Equipment:**	—
Background PID Ambient Air Reading:	0.0	**Moisture Content of Sampling Zone (circle one):**	(Dry) / Moist
Sampling Depth:		**Approximate Volume of Sampling Train:**	120 mL
Time of Collection:	Start: 1011 Stop: 1622	**Approximate Purge Volume:**	360 mL

Nearby Groundwater Monitoring Wells/Water Levels:

Well ID	Depth to Groundwater (feet)		
PZ-5	10.4	PZ-8	9.45
PZ-6	9.33	PZ-9	8.10
PZ-7	9.02	PZ-10	9.00

SUMMA Canister Information

Size (circle one): (1 L) 6 L

Canister ID: 459

Flow Controller ID: 398

Tracer Gas Information (if applicable)

Tracer Gas and Source of Tracer Gas: —

Canister Pressure (inches Hg):		
Reported By Laboratory	**Gauge Reading Prior to Sample Collection**	**Gauge Reading Following Sample Collection**
	30+	4.5

Measured in Purge Effluent	Measured in 'Concentrated' Area Prior to Sample Collection	Measured in 'Concentrated' Area Following Sample Collection	Measured in Sampling Train after Sampling
—	—	—	—

General Observations/Notes:

equip in operation near by

Approximating Sampling Train Volume (for purging):
When using 1¼-inch "Dummy Point" and a 6-inch sampling interval, the sampling space will have a volume of approximately 150 mL.
Each foot of ¼-inch tubing will have a volume of approximately 10 mL.

Sub-Slab Vapor Sample Collection Log

ARCADIS

Sample ID: SS-VMP-3A

Client:	Lockheed Martin	**Date/Day:**	1/28/10 Wednesday
Project:	LMC Sub-Slab and indoor monitoring	**Weather:**	Sun -3°C
Location:	Utica, NY	**Temperature:**	70° inside
Project #:	NJ001050.0001	**Wind Speed/Direction:**	—
Samplers:	Katie Bidwell	**Subcontractor:**	—
Logged By:	Katie Bidwell	**Equipment:**	—
Background PID Ambient Air Reading:	0.0	**Moisture Content of Sampling Zone (circle one):**	(Dry) / Moist
Sampling Depth:		**Approximate Volume of Sampling Train:**	120 mL
Time of Collection:	Start: 0817 Stop: 1536	**Approximate Purge Volume:**	360 mL

Nearby Groundwater Monitoring Wells/Water Levels:

Well ID	Depth to Groundwater (feet)		
PZ-5	10.4	PZ-8	9.45
PZ-6	9.33	PZ-9	8.10
PZ-7	9.02	PZ-10	9.00

SUMMA Canister Information

Size (circle one): (1 L) 6 L

Canister ID: 367

Flow Controller ID: 110

Tracer Gas Information (if applicable)

Tracer Gas and Source of Tracer Gas: —

Canister Pressure (inches Hg):		
Reported By Laboratory	**Gauge Reading Prior to Sample Collection**	**Gauge Reading Following Sample Collection**
	30+	5.0

Measured in Purge Effluent	Measured in 'Concentrated' Area Prior to Sample Collection	Measured in 'Concentrated' Area Following Sample Collection	Measured in Sampling Train after Sampling
—	—	—	—

General Observations/Notes:

Heavy Light Foot traffic

Approximating Sampling Train Volume (for purging):
When using 1¼-inch "Dummy Point" and a 6-inch sampling interval, the sampling space will have a volume of approximately 150 mL.
Each foot of ¼-inch tubing will have a volume of approximately 10 mL.

Sub-Slab Vapor Sample Collection Log

ARCADIS

Sample ID: SS-VMP-3B

Client:	Lockheed Martin	**Date/Day:**	1/24/13 / Thursday
Project:	LMC Sub-Slab and indoor monitoring	**Weather:**	Sun 0°F
Location:	Utica, NY	**Temperature:**	70 inside
Project #:	NJ001050.0001	**Wind Speed/Direction:**	—
Samplers:	Katie Bidwell	**Subcontractor:**	—
Logged By:	Katie Bidwell	**Equipment:**	—
Background PID Ambient Air Reading:	0.0	**Moisture Content of Sampling Zone (circle one):**	(Dry) / Moist
Sampling Depth:		**Approximate Volume of Sampling Train:**	120 mL
Time of Collection:	Start: 0810 Stop: 1407	**Approximate Purge Volume:**	360 mL

Nearby Groundwater Monitoring Wells/Water Levels:

Well ID	Depth to Groundwater (feet)		
PZ-5	10.4	PZ-8	9.45
PZ-6	9.33	PZ-9	8.10
PZ-7	9.02	PZ-10	9.00

SUMMA Canister Information

Size (circle one): (1 L) 6 L

Canister ID: 571

Flow Controller ID: 145

Tracer Gas Information (if applicable)

Tracer Gas and Source of Tracer Gas: —

Canister Pressure (inches Hg):

Reported By Laboratory	Gauge Reading Prior to Sample Collection	Gauge Reading Following Sample Collection
	30	4.5

Measured in Purge Effluent	Measured in 'Concentrated' Area Prior to Sample Collection	Measured in 'Concentrated' Area Following Sample Collection	Measured in Sampling Train after Sampling
—	—	—	—

General Observations/Notes:

Foot traffic

Approximating Sampling Train Volume (for purging):
When using 1¼-inch "Dummy Point" and a 6-inch sampling interval, the sampling space will have a volume of approximately 150 mL.
Each foot of ¼-inch tubing will have a volume of approximately 10 mL.

Sub-Slab Vapor Sample Collection Log

ARCADIS

Sample ID: SS-VMP-2D

Client:	Lockheed Martin	**Date/Day:**	1/24/13 / Thursday
Project:	LMC Sub-Slab and indoor monitoring	**Weather:**	Sun 0°F
Location:	Utica, NY	**Temperature:**	70 inside
Project #:	NJ001050.0001	**Wind Speed/Direction:**	—
Samplers:	Katie Bidwell	**Subcontractor:**	—
Logged By:	Katie Bidwell	**Equipment:**	—
Background PID Ambient Air Reading:	0.0	**Moisture Content of Sampling Zone (circle one):**	(Dry) / Moist
Sampling Depth:		**Approximate Volume of Sampling Train:**	120 mL
Time of Collection:	Start: 0823 Stop: 1410	**Approximate Purge Volume:**	360 mL

Nearby Groundwater Monitoring Wells/Water Levels:

Well ID	Depth to Groundwater (feet)		
PZ-5	10.4	PZ-8	9.45
PZ-6	9.33	PZ-9	8.10
PZ-7	9.02	PZ-10	9.00

SUMMA Canister Information

Size (circle one): (1 L) 6 L

Canister ID: 494

Flow Controller ID: 393

Tracer Gas Information (if applicable)

Tracer Gas and Source of Tracer Gas: —

Canister Pressure (inches Hg):

Reported By Laboratory	Gauge Reading Prior to Sample Collection	Gauge Reading Following Sample Collection
	28	0.0

Measured in Purge Effluent	Measured in 'Concentrated' Area Prior to Sample Collection	Measured in 'Concentrated' Area Following Sample Collection	Measured in Sampling Train after Sampling
—	—	—	—

General Observations/Notes:

Approximating Sampling Train Volume (for purging):
When using 1¼-inch "Dummy Point" and a 6-inch sampling interval, the sampling space will have a volume of approximately 150 mL.
Each foot of ¼-inch tubing will have a volume of approximately 10 mL.

Sub-Slab Vapor Sample Collection Log

ARCADIS

Sample ID: SS-VMP-4

Client:	Lockheed Martin	**Date/Day:**	1/29/13 / Thursday
Project:	LMC Sub-Slab and indoor monitoring	**Weather:**	Sun 0°F
Location:	Utica, NY	**Temperature:**	70° inside
Project #:	NJ001050.0001	**Wind Speed/Direction:**	—
Samplers:	Katie Bidwell	**Subcontractor:**	—
Logged By:	Katie Bidwell	**Equipment:**	—
Background PID Ambient Air Reading:	00	**Moisture Content of Sampling Zone (circle one):**	(Dry) / Moist
Sampling Depth:		**Approximate Volume of Sampling Train:**	120 mL
Time of Collection:	Start: 0959 Stop: 1757	**Approximate Purge Volume:**	360 mL

Nearby Groundwater Monitoring Wells/Water Levels:

Well ID	Depth to Groundwater (feet)		
PZ-5	10.4	PZ-8	9.45
PZ-6	9.33	PZ-9	8.10
PZ-7	9.02	PZ-10	9.00

SUMMA Canister Information

Size (circle one): (1 L) 6 L

Canister ID: 189

Flow Controller ID: 156

Tracer Gas Information (if applicable)

Tracer Gas and Source of Tracer Gas: —

Canister Pressure (inches Hg):

Reported By Laboratory	Gauge Reading Prior to Sample Collection	Gauge Reading Following Sample Collection
	30+	6

Measured in Purge Effluent	Measured in 'Concentrated' Area Prior to Sample Collection	Measured in 'Concentrated' Area Following Sample Collection	Measured in Sampling Train after Sampling
—	—	—	—

General Observations/Notes:

Approximating Sampling Train Volume (for purging):
When using 1¼-inch "Dummy Point" and a 6-inch sampling interval, the sampling space will have a volume of approximately 150 mL.
Each foot of ¼-inch tubing will have a volume of approximately 10 mL.

Sub-Slab Vapor Sample Collection Log

ARCADIS

Sample ID: SS-VMP 5A

Client:	Lockheed Martin	**Date/Day:**	1/23/13 / Wednesday
Project:	LMC Sub-Slab and indoor monitoring	**Weather:**	Sun - 5°C
Location:	Utica, NY	**Temperature:**	1°C inside
Project #:	NJ001050.0001	**Wind Speed/Direction:**	—
Samplers:	Katie Bidwell	**Subcontractor:**	—
Logged By:	Katie Bidwell	**Equipment:**	—
Background PID Ambient Air Reading:	0.0	**Moisture Content of Sampling Zone (circle one):**	(Dry) / Moist
Sampling Depth:		**Approximate Volume of Sampling Train:**	120 mL
Time of Collection:	Start: 856 Stop: 1605	**Approximate Purge Volume:**	360 mL

Nearby Groundwater Monitoring Wells/Water Levels:

Well ID	Depth to Groundwater (feet)		
PZ-5	10.4	PZ-8	9.45
PZ-6	9.33	PZ-9	8.10
PZ-7	9.02	PZ-10	9.00

SUMMA Canister Information

Size (circle one): (1 L) 6 L

Canister ID: 138

Flow Controller ID: 406

Tracer Gas Information (if applicable)

Tracer Gas and Source of Tracer Gas: —

Canister Pressure (inches Hg):

Reported By Laboratory	Gauge Reading Prior to Sample Collection	Gauge Reading Following Sample Collection
	29.5	5.00

Measured in Purge Effluent	Measured in 'Concentrated' Area Prior to Sample Collection	Measured in 'Concentrated' Area Following Sample Collection	Measured in Sampling Train after Sampling
—	—	—	—

General Observations/Notes:

Foot traffic in the area
Fork lift activity near bay

Approximating Sampling Train Volume (for purging):
When using 1¼-inch "Dummy Point" and a 6-inch sampling interval, the sampling space will have a volume of approximately 150 mL.
Each foot of ¼-inch tubing will have a volume of approximately 10 mL.

Sub-Slab Vapor Sample Collection Log

ARCADIS

Sample ID: SS-VMP-5B

Client:	Lockheed Martin	**Date/Day:**	1/23/13 / Wednesday
Project:	LMC Sub-Slab and indoor monitoring	**Weather:**	Sun - 5°
Location:	Utica, NY	**Temperature:**	70° inside
Project #:	NJ001050.0001	**Wind Speed/Direction:**	—
Samplers:	Katie Bidwell	**Subcontractor:**	—
Logged By:	Katie Bidwell	**Equipment:**	—
Background PID Ambient Air Reading:	0.0	**Moisture Content of Sampling Zone (circle one):**	(Dry) / Moist
Sampling Depth:		**Approximate Volume of Sampling Train:**	120 mL
Time of Collection:	Start: 0836 Stop: 1636	**Approximate Purge Volume:**	360 mL

Nearby Groundwater Monitoring Wells/Water Levels:

Well ID	Depth to Groundwater (feet)		
PZ-5	10.4	PZ-8	9.45
PZ-6	9.33	PZ-9	8.10
PZ-7	9.02	PZ-10	9.00

SUMMA Canister Information

Size (circle one): (1 L) 6 L

Canister ID: 420

Flow Controller ID: 173

Tracer Gas Information (if applicable)

Tracer Gas and Source of Tracer Gas: —

Canister Pressure (inches Hg):

Reported By Laboratory	Gauge Reading Prior to Sample Collection	Gauge Reading Following Sample Collection
	29.5	5.00

Measured in Purge Effluent	Measured in 'Concentrated' Area Prior to Sample Collection	Measured in 'Concentrated' Area Following Sample Collection	Measured in Sampling Train after Sampling
—	—	—	—

General Observations/Notes:

Very Light Foot traffic

Approximating Sampling Train Volume (for purging):
When using 1¼-inch "Dummy Point" and a 6-inch sampling interval, the sampling space will have a volume of approximately 150 mL.
Each foot of ¼-inch tubing will have a volume of approximately 10 mL.

Sub-Slab Vapor Sample Collection Log

ARCADIS

Sample ID: SS-VMP-6 / SS-Dup

Client:	Lockheed Martin	**Date/Day:**	1/24/13 / Thursday
Project:	LMC Sub-Slab and indoor monitoring	**Weather:**	Sun 0°F
Location:	Utica, NY	**Temperature:**	70° inside
Project #:	NJ001050.0001	**Wind Speed/Direction:**	—
Samplers:	Katie Bidwell	**Subcontractor:**	—
Logged By:	Katie Bidwell	**Equipment:**	—
Background PID Ambient Air Reading:	0.0	**Moisture Content of Sampling Zone (circle one):**	(Dry) / Moist
Sampling Depth:		**Approximate Volume of Sampling Train:**	120 mL
Time of Collection:	Start: 0909 Stop:	**Approximate Purge Volume:**	360 mL

Nearby Groundwater Monitoring Wells/Water Levels:

Well ID	Depth to Groundwater (feet)		
PZ-5	10.4	PZ-8	9.45
PZ-6	9.33	PZ-9	8.10
PZ-7	9.02	PZ-10	9.00

SUMMA Canister Information

Size (circle one): (1 L) 6 L Dup

Canister ID: 164 / 288

Flow Controller ID: 253

Tracer Gas Information (if applicable)

Tracer Gas and Source of Tracer Gas: —

Canister Pressure (inches Hg):		
Reported By Laboratory	**Gauge Reading Prior to Sample Collection**	**Gauge Reading Following Sample Collection**
	30+	4.5

Measured in Purge Effluent	Measured in 'Concentrated' Area Prior to Sample Collection	Measured in 'Concentrated' Area Following Sample Collection	Measured in Sampling Train after Sampling
—	—	—	—

General Observations/Notes:

Approximating Sampling Train Volume (for purging):
When using 1¼-inch "Dummy Point" and a 6-inch sampling interval, the sampling space will have a volume of approximately 150 mL.
Each foot of ¼-inch tubing will have a volume of approximately 10 mL.

Sub-Slab Vapor Sample Collection Log

ARCADIS

Sample ID: SS-VMP-6A

Client:	Lockheed Martin	**Date/Day:**	1/23/13 Wednesday
Project:	LMC Sub-Slab and indoor monitoring	**Weather:**	Sun -5° F
Location:	Utica, NY	**Temperature:**	70° inside
Project #:	NJ001050.0001	**Wind Speed/Direction:**	—
Samplers:	Katie Bidwell	**Subcontractor:**	—
Logged By:	Katie Bidwell	**Equipment:**	—
Background PID Ambient Air Reading:	0.0	**Moisture Content of Sampling Zone (circle one):**	(Dry) / Moist
Sampling Depth:		**Approximate Volume of Sampling Train:**	120 mL
Time of Collection:	Start: 0945 Stop: 1650	**Approximate Purge Volume:**	360 mL

Nearby Groundwater Monitoring Wells/Water Levels:

Well ID	Depth to Groundwater (feet)		
PZ-5	10.4	PZ-8	9.45
PZ-6	9.33	PZ-9	8.10
PZ-7	9.02	PZ-10	9.00

SUMMA Canister Information

Size (circle one): (1 L) 6 L

Canister ID: 463

Flow Controller ID: 402

Tracer Gas Information (if applicable)

Tracer Gas and Source of Tracer Gas: —

Canister Pressure (inches Hg):

Reported By Laboratory	Gauge Reading Prior to Sample Collection	Gauge Reading Following Sample Collection
	29.0	5.0

Measured in Purge Effluent	Measured in 'Concentrated' Area Prior to Sample Collection	Measured in 'Concentrated' Area Following Sample Collection	Measured in Sampling Train after Sampling
—	—	—	—

General Observations/Notes:

Light foot traffic - near doorway

Approximating Sampling Train Volume (for purging):
When using 1¼-inch "Dummy Point" and a 6-inch sampling interval, the sampling space will have a volume of approximately 150 mL.
Each foot of ¼-inch tubing will have a volume of approximately 10 mL.

Sub-Slab Vapor Sample Collection Log

ARCADIS

Sample ID: SS-VMP-6B

Client:	Lockheed Martin	**Date/Day:**	1/29/13 / Thursday
Project:	LMC Sub-Slab and indoor monitoring	**Weather:**	Sun 0°F
Location:	Utica, NY	**Temperature:**	70° inside
Project #:	NJ001050.0001	**Wind Speed/Direction:**	—
Samplers:	Katie Bidwell	**Subcontractor:**	—
Logged By:	Katie Bidwell	**Equipment:**	—
Background PID Ambient Air Reading:	0.0	**Moisture Content of Sampling Zone (circle one):**	(Dry) / Moist
Sampling Depth:	—	**Approximate Volume of Sampling Train:**	120 mL
Time of Collection:	Start: 0942 Stop: 1613	**Approximate Purge Volume:**	360 mL

Nearby Groundwater Monitoring Wells/Water Levels:

Well ID	Depth to Groundwater (feet)		
PZ-5	10.4	PZ-8	9.45
PZ-6	9.33	PZ-9	8.10
PZ-7	9.02	PZ-10	9.00

SUMMA Canister Information

Size (circle one): (1 L) 6 L

Canister ID: ~~212~~ 318

Flow Controller ID: 387

Tracer Gas Information (if applicable)

Tracer Gas and Source of Tracer Gas: —

Canister Pressure (inches Hg):

Reported By Laboratory	Gauge Reading Prior to Sample Collection	Gauge Reading Following Sample Collection
	30+	5.5

Measured in Purge Effluent	Measured in 'Concentrated' Area Prior to Sample Collection	Measured in 'Concentrated' Area Following Sample Collection	Measured in Sampling Train after Sampling
—	—	—	—

General Observations/Notes:

Approximating Sampling Train Volume (for purging):
When using 1¼-inch "Dummy Point" and a 6-inch sampling interval, the sampling space will have a volume of approximately 150 mL.
Each foot of ¼-inch tubing will have a volume of approximately 10 mL.

Sub-Slab Vapor Sample Collection Log

ARCADIS

Sample ID: SS-VMP-7

Client:	Lockheed Martin	**Date/Day:**	1/23/13 (Wednesday)
Project:	LMC Sub-Slab and indoor monitoring	**Weather:**	Sun - 5°C
Location:	Utica, NY	**Temperature:**	70° inside
Project #:	NJ001050.0001	**Wind Speed/Direction:**	—
Samplers:	Katie Bidwell	**Subcontractor:**	—
Logged By:	Katie Bidwell	**Equipment:**	—
Background PID Ambient Air Reading:	0.0	**Moisture Content of Sampling Zone (circle one):**	(Dry) / Moist
Sampling Depth:		**Approximate Volume of Sampling Train:**	120 mL
Time of Collection:	Start: 0931 Stop: 1611	**Approximate Purge Volume:**	360 mL

Nearby Groundwater Monitoring Wells/Water Levels:

Well ID	Depth to Groundwater (feet)		
PZ-5	10.4	PZ-8	9.45
PZ-6	9.33	PZ-9	8.10
PZ-7	9.02	PZ-10	9.00

SUMMA Canister Information

Size (circle one): (1 L) 6 L

Canister ID: 133

Flow Controller ID: 279

Tracer Gas Information (if applicable)

Tracer Gas and Source of Tracer Gas: —

Canister Pressure (inches Hg):

Reported By Laboratory	Gauge Reading Prior to Sample Collection	Gauge Reading Following Sample Collection
	29.5	5.0

Measured in Purge Effluent	Measured in 'Concentrated' Area Prior to Sample Collection	Measured in 'Concentrated' Area Following Sample Collection	Measured in Sampling Train after Sampling
—	—	—	—

General Observations/Notes:

Light foot traffic

Approximating Sampling Train Volume (for purging):
When using 1¼-inch "Dummy Point" and a 6-inch sampling interval, the sampling space will have a volume of approximately 150 mL.
Each foot of ¼-inch tubing will have a volume of approximately 10 mL.

Sub-Slab Vapor Sample Collection Log

ARCADIS

Sample ID: SS-UMP-7A

Client:	Lockheed Martin	**Date/Day:**	1/23/13 / Wednesday
Project:	LMC Sub-Slab and indoor monitoring	**Weather:**	Sun -5°
Location:	Utica, NY	**Temperature:**	70° inside
Project #:	NJ001050.0001	**Wind Speed/Direction:**	—
Samplers:	Katie Bidwell	**Subcontractor:**	—
Logged By:	Katie Bidwell	**Equipment:**	—
Background PID Ambient Air Reading:	0.0	**Moisture Content of Sampling Zone (circle one):**	(Dry) / Moist
Sampling Depth:		**Approximate Volume of Sampling Train:**	120 mL
Time of Collection:	Start: 0914 Stop: 1538	**Approximate Purge Volume:**	360 mL

Nearby Groundwater Monitoring Wells/Water Levels:

Well ID	Depth to Groundwater (feet)		
PZ-5	10.4	PZ-8	9.45
PZ-6	9.33	PZ-9	8.10
PZ-7	9.02	PZ-10	9.00

SUMMA Canister Information

Size (circle one): (1 L) 6 L

Canister ID: 325

Flow Controller ID: 299

Tracer Gas Information (if applicable)

Tracer Gas and Source of Tracer Gas: —

Canister Pressure (inches Hg):

Reported By Laboratory	Gauge Reading Prior to Sample Collection	Gauge Reading Following Sample Collection
	28.5	5.0

Measured in Purge Effluent	Measured in 'Concentrated' Area Prior to Sample Collection	Measured in 'Concentrated' Area Following Sample Collection	Measured in Sampling Train after Sampling
—	—	—	—

General Observations/Notes:

Very Light frost Attic

Approximating Sampling Train Volume (for purging):
When using 1¼-inch "Dummy Point" and a 6-inch sampling interval, the sampling space will have a volume of approximately 150 mL.
Each foot of ¼-inch tubing will have a volume of approximately 10 mL.

Sub-Slab Vapor Sample Collection Log

ARCADIS

Sample ID: SS-VMP-GS1

Client:	Lockheed Martin	**Date/Day:**	1/24/13 / Thursday
Project:	LMC Sub-Slab and indoor monitoring	**Weather:**	Sun 0°F
Location:	Utica, NY	**Temperature:**	70° inside
Project #:	NJ001050.0001	**Wind Speed/Direction:**	—
Samplers:	Katie Bidwell	**Subcontractor:**	—
Logged By:	Katie Bidwell	**Equipment:**	—
Background PID Ambient Air Reading:	0.0	**Moisture Content of Sampling Zone (circle one):**	(Dry) / Moist
Sampling Depth:		**Approximate Volume of Sampling Train:**	120 mL
Time of Collection:	Start: 0925 Stop: 1140	**Approximate Purge Volume:**	360 mL

Nearby Groundwater Monitoring Wells/Water Levels:

Well ID	Depth to Groundwater (feet)		
PZ-5	10.4	PZ-8	9.45
PZ-6	9.33	PZ-9	8.10
PZ-7	9.02	PZ-10	9.00

SUMMA Canister Information

Size (circle one): (1 L) 6 L

Canister ID: 324

Flow Controller ID: 345

Tracer Gas Information (if applicable)

Tracer Gas and Source of Tracer Gas: —

Canister Pressure (inches Hg):		
Reported By Laboratory	**Gauge Reading Prior to Sample Collection**	**Gauge Reading Following Sample Collection**
	30	7

Measured in Purge Effluent	Measured in 'Concentrated' Area Prior to Sample Collection	Measured in 'Concentrated' Area Following Sample Collection	Measured in Sampling Train after Sampling
—	—	—	—

General Observations/Notes:

Guard Shack
Temporary Point

Approximating Sampling Train Volume (for purging):
When using 1¼-inch "Dummy Point" and a 6-inch sampling interval, the sampling space will have a volume of approximately 150 mL.
Each foot of ¼-inch tubing will have a volume of approximately 10 mL.

ARCADIS

~~Sub-Slab~~ Indoor AIR Vapor Sample Collection Log

Sample ID: IA-VMP-1R

Client:	Lockheed Martin	**Date/Day:**	1/24/13 / Thursday
Project:	LMC Sub-Slab and indoor monitoring	**Weather:**	Sun 0°
Location:	Utica, NY	**Temperature:**	70° inside
Project #:	NJ001050.0001	**Wind Speed/Direction:**	—
Samplers:	Katie Bidwell	**Subcontractor:**	—
Logged By:	Katie Bidwell	**Equipment:**	—
Background PID Ambient Air Reading:	0.0	**Moisture Content of Sampling Zone (circle one):**	(Dry) / Moist
Sampling Depth:	3.5' AGS	**Approximate Volume of Sampling Train:**	—
Time of Collection:	Start: 859 Stop: 1255	**Approximate Purge Volume:**	—

Nearby Groundwater Monitoring Wells/Water Levels:

Well ID	Depth to Groundwater (feet)		
PZ-5	10.4	PZ-8	9.45
PZ-6	9.33	PZ-9	8.10
PZ-7	9.02	PZ-10	9.00

SUMMA Canister Information

Size (circle one): (1 L) 6 L

Canister ID: 359

Flow Controller ID: 260

Tracer Gas Information (if applicable)

Tracer Gas and Source of Tracer Gas: —

Canister Pressure (inches Hg):

Reported By Laboratory	Gauge Reading Prior to Sample Collection	Gauge Reading Following Sample Collection
	29	0.0

Measured in Purge Effluent	Measured in 'Concentrated' Area Prior to Sample Collection	Measured in 'Concentrated' Area Following Sample Collection	Measured in Sampling Train after Sampling
—	—	—	—

General Observations/Notes:

Foot traffic
equip near by in operation

Approximating Sampling Train Volume (for purging):
When using 1¼-inch "Dummy Point" and a 6-inch sampling interval, the sampling space will have a volume of approximately 150 mL.
Each foot of ¼-inch tubing will have a volume of approximately 10 mL.

Indoor Air Sample Collection Log

ARCADIS

Sample ID: IA-2MP-2B

Client:	Lockheed Martin	**Date/Day:**	1/24/13 / Thursday
Project:	LMC Sub-Slab and indoor monitoring	**Weather:**	Sun 0°F
Location:	Utica, NY	**Temperature:**	inside 70°
Project #:	NJ001050.0001	**Wind Speed/Direction:**	—
Samplers:	Katie Bidwell	**Subcontractor:**	—
Logged By:	Katie Bidwell	**Equipment:**	—
Background PID Ambient Air Reading:	0.0	**Moisture Content of Sampling Zone (circle one):**	Dry / Moist
Sampling Depth:	2.8' Above ground	**Approximate Volume of Sampling Train:**	—
Time of Collection:	Start: 1022 Stop: 1153	**Approximate Purge Volume:**	—

Nearby Groundwater Monitoring Wells/Water Levels:

Well ID	Depth to Groundwater (feet)		
PZ-5	10.4	PZ-8	9.45
PZ-6	9.33	PZ-9	8.10
PZ-7	9.02	PZ-10	9.00

SUMMA Canister Information

Size (circle one): 1 L 6 L

Canister ID: 102

Flow Controller ID: 373

Tracer Gas Information (if applicable)

Tracer Gas and Source of Tracer Gas: —

Canister Pressure (inches Hg):

Reported By Laboratory	Gauge Reading Prior to Sample Collection	Gauge Reading Following Sample Collection
	28.5	5.5

Measured in Purge Effluent	Measured in 'Concentrated' Area Prior to Sample Collection	Measured in 'Concentrated' Area Following Sample Collection	Measured in Sampling Train after Sampling
—	—	—	—

General Observations/Notes:

equip - Not operating

Approximating Sampling Train Volume (for purging):
When using 1¼-inch "Dummy Point" and a 6-inch sampling interval, the sampling space will have a volume of approximately 150 mL.
Each foot of ¼-inch tubing will have a volume of approximately 10 mL.

Indoor Air Sample Collection Log

ARCADIS

Sample ID: IA- SMP- 2C

Client:	Lockheed Martin	**Date/Day:**	1/24/13 / Thursday
Project:	LMC Sub-Slab and indoor monitoring	**Weather:**	Sun 0°F
Location:	Utica, NY	**Temperature:**	70° inside
Project #:	NJ001050.0001	**Wind Speed/Direction:**	—
Samplers:	Katie Bidwell	**Subcontractor:**	—
Logged By:	Katie Bidwell	**Equipment:**	—
Background PID Ambient Air Reading:	0.0	**Moisture Content of Sampling Zone (circle one):**	(Dry) / Moist
Sampling Depth:	4.5' Above ground	**Approximate Volume of Sampling Train:**	—
Time of Collection:	Start: 1013 Stop: 1913	**Approximate Purge Volume:**	—

Nearby Groundwater Monitoring Wells/Water Levels:

Well ID	Depth to Groundwater (feet)		
PZ-5	10.4	PZ-8	9.45
PZ-6	9.33	PZ-9	8.10
PZ-7	9.02	PZ-10	9.00

SUMMA Canister Information

Size (circle one): (1 L) 6 L

Canister ID: 285

Flow Controller ID: 385

Tracer Gas Information (if applicable)

Tracer Gas and Source of Tracer Gas: —

Canister Pressure (inches Hg):

Reported By Laboratory	Gauge Reading Prior to Sample Collection	Gauge Reading Following Sample Collection
	28.5	8.5

Measured in Purge Effluent	Measured in 'Concentrated' Area Prior to Sample Collection	Measured in 'Concentrated' Area Following Sample Collection	Measured in Sampling Train after Sampling
—	—	—	—

General Observations/Notes:

Machine Gas by in use
Foot traffic

Approximating Sampling Train Volume (for purging):
When using 1¼-inch "Dummy Point" and a 6-inch sampling interval, the sampling space will have a volume of approximately 150 mL.
Each foot of ¼-inch tubing will have a volume of approximately 10 mL.

Indoor Air Sample Collection Log

ARCADIS

Sample ID: IA-UMP-3A

Client:	Lockheed Martin	**Date/Day:**	11/13/18 / Wednesday
Project:	LMC Sub-Slab and indoor monitoring	**Weather:**	Sun - 50F
Location:	Utica, NY	**Temperature:**	70° inside
Project #:	NJ001050.0001	**Wind Speed/Direction:**	—
Samplers:	Katie Bidwell	**Subcontractor:**	—
Logged By:	Katie Bidwell	**Equipment:**	—
Background PID Ambient Air Reading:	0.0	**Moisture Content of Sampling Zone (circle one):**	(Dry) / Moist
Sampling Depth:	4.9' Above ground	**Approximate Volume of Sampling Train:**	—
Time of Collection:	Start: 0824 Stop: 1624	**Approximate Purge Volume:**	—

Nearby Groundwater Monitoring Wells/Water Levels:

Well ID	Depth to Groundwater (feet)		
PZ-5	10.4	PZ-8	9.45
PZ-6	9.33	PZ-9	8.10
PZ-7	9.02	PZ-10	9.00

SUMMA Canister Information

Size (circle one): (1 L) 6 L

Canister ID: 96

Flow Controller ID: ~~304~~ 294

Tracer Gas Information (if applicable)

Tracer Gas and Source of Tracer Gas: —

Canister Pressure (inches Hg):

Reported By Laboratory	Gauge Reading Prior to Sample Collection	Gauge Reading Following Sample Collection
	28	5.0

Measured in Purge Effluent	Measured in 'Concentrated' Area Prior to Sample Collection	Measured in 'Concentrated' Area Following Sample Collection	Measured in Sampling Train after Sampling
—	—	—	—

General Observations/Notes:

Very light foot traffic
on shelving unit w/ non-chemical boxes

Approximating Sampling Train Volume (for purging):
When using 1¼-inch "Dummy Point" and a 6-inch sampling interval, the sampling space will have a volume of approximately 150 mL.
Each foot of ¼-inch tubing will have a volume of approximately 10 mL.

Indoor Air Sample Collection Log

ARCADIS

Sample ID: IA-VMP-3B / IA-DUP

Client:	Lockheed Martin	**Date/Day:**	1/24/13 / Thursday
Project:	LMC Sub-Slab and indoor monitoring	**Weather:**	Sun 0° F
Location:	Utica, NY	**Temperature:**	70 inside
Project #:	NJ001050.0001	**Wind Speed/Direction:**	—
Samplers:	Katie Bidwell	**Subcontractor:**	—
Logged By:	Katie Bidwell	**Equipment:**	—
Background PID Ambient Air Reading:	0.0	**Moisture Content of Sampling Zone (circle one):**	(Dry) / Moist
Sampling Depth:	2.8' above grade	**Approximate Volume of Sampling Train:**	—
Time of Collection:	Start: 0815 Stop: 1450	**Approximate Purge Volume:**	—

Nearby Groundwater Monitoring Wells/Water Levels:

Well ID	Depth to Groundwater (feet)		
PZ-5	10.4	PZ-8	9.45
PZ-6	9.33	PZ-9	8.10
PZ-7	9.02	PZ-10	9.00

SUMMA Canister Information

Size (circle one): (1 L) 6 L

Canister ID: 327 / 142 (DUP)

Flow Controller ID: 300

Tracer Gas Information (if applicable)

Tracer Gas and Source of Tracer Gas: —

Canister Pressure (inches Hg):

Reported By Laboratory	Gauge Reading Prior to Sample Collection	Gauge Reading Following Sample Collection
	30+	5.0

Measured in Purge Effluent	Measured in 'Concentrated' Area Prior to Sample Collection	Measured in 'Concentrated' Area Following Sample Collection	Measured in Sampling Train after Sampling
—	—	—	—

General Observations/Notes:

Foot traffic
near doorway + smoke location + phone

Approximating Sampling Train Volume (for purging):
When using 1¼-inch "Dummy Point" and a 6-inch sampling interval, the sampling space will have a volume of approximately 150 mL.
Each foot of ¼-inch tubing will have a volume of approximately 10 mL.

Indoor Air Sample Collection Log

ARCADIS

Sample ID: IA-UMP-30

Client:	Lockheed Martin	**Date/Day:**	1/24/13 Thursday
Project:	LMC Sub-Slab and indoor monitoring	**Weather:**	Sun 0°F
Location:	Utica, NY	**Temperature:**	inside 70°
Project #:	NJ001050.0001	**Wind Speed/Direction:**	—
Samplers:	Katie Bidwell	**Subcontractor:**	—
Logged By:	Katie Bidwell	**Equipment:**	—
Background PID Ambient Air Reading:	0.3 ppm	**Moisture Content of Sampling Zone (circle one):**	Dry / Moist
Sampling Depth:	2.8' above ground	**Approximate Volume of Sampling Train:**	—
Time of Collection:	Start: 0826 Stop: 1407	**Approximate Purge Volume:**	—

Nearby Groundwater Monitoring Wells/Water Levels:

Well ID	Depth to Groundwater (feet)		
PZ-5	10.4	PZ-8	9.45
PZ-6	9.33	PZ-9	8.10
PZ-7	9.02	PZ-10	9.00

SUMMA Canister Information

Size (circle one): 1 L 6 L

Canister ID: 353

Flow Controller ID: 120

Tracer Gas Information (if applicable)

Tracer Gas and Source of Tracer Gas: —

Canister Pressure (inches Hg):		
Reported By Laboratory	**Gauge Reading Prior to Sample Collection**	**Gauge Reading Following Sample Collection**
	30+	1.5

Measured in Purge Effluent	Measured in 'Concentrated' Area Prior to Sample Collection	Measured in 'Concentrated' Area Following Sample Collection	Measured in Sampling Train after Sampling
—	—	—	—

General Observations/Notes:

snow spraying in the air

Approximating Sampling Train Volume (for purging):
When using 1¼-inch "Dummy Point" and a 6-inch sampling interval, the sampling space will have a volume of approximately 150 mL.
Each foot of ¼-inch tubing will have a volume of approximately 10 mL.

Indoor Air Sample Collection Log

ARCADIS

Sample ID: IA-UMP-3E

Client:	Lockheed Martin	**Date/Day:**	1/24/13 / Thursday
Project:	LMC Sub-Slab and indoor monitoring	**Weather:**	Sun 0°
Location:	Utica, NY	**Temperature:**	70 inside
Project #:	NJ001050.0001	**Wind Speed/Direction:**	—
Samplers:	Katie Bidwell	**Subcontractor:**	—
Logged By:	Katie Bidwell	**Equipment:**	—
Background PID Ambient Air Reading:	0.7 - 0.8 - 1.0 ppm	**Moisture Content of Sampling Zone (circle one):**	(Dry) / Moist
Sampling Depth:	4.5' above ground	**Approximate Volume of Sampling Train:**	—
Time of Collection:	Start: 0842 Stop: 1413	**Approximate Purge Volume:**	—

Nearby Groundwater Monitoring Wells/Water Levels:

Well ID	Depth to Groundwater (feet)		
PZ-5	10.4	PZ-8	9.45
PZ-6	9.33	PZ-9	8.10
PZ-7	9.02	PZ-10	9.00

SUMMA Canister Information

Size (circle one): (1 L) 6 L

Canister ID: ~~287~~ 203

Flow Controller ID: 375

Tracer Gas Information (if applicable)

Tracer Gas and Source of Tracer Gas: —

Canister Pressure (inches Hg):

Reported By Laboratory	Gauge Reading Prior to Sample Collection	Gauge Reading Following Sample Collection
	29	~~4.5~~ 2.0

Measured in Purge Effluent	Measured in 'Concentrated' Area Prior to Sample Collection	Measured in 'Concentrated' Area Following Sample Collection	Measured in Sampling Train after Sampling
—	—	—	—

General Observations/Notes:

Strong chlorine odor - medium strength,
Foot + little fork lift traffic

Approximating Sampling Train Volume (for purging):
When using 1¼-inch "Dummy Point" and a 6-inch sampling interval, the sampling space will have a volume of approximately 150 mL.
Each foot of ¼-inch tubing will have a volume of approximately 10 mL.

Indoor Air Sample Collection Log

ARCADIS

Sample ID: SS IA-VMP-4

Client:	Lockheed Martin	**Date/Day:**	1/24/13 Thursday
Project:	LMC Sub-Slab and indoor monitoring	**Weather:**	Sun 0°F
Location:	Utica, NY	**Temperature:**	70° inside
Project #:	NJ001050.0001	**Wind Speed/Direction:**	—
Samplers:	Katie Bidwell	**Subcontractor:**	—
Logged By:	Katie Bidwell	**Equipment:**	—
Background PID Ambient Air Reading:	0.0	**Moisture Content of Sampling Zone (circle one):**	Dry / Moist
Sampling Depth:	3.0' Above ground	**Approximate Volume of Sampling Train:**	—
Time of Collection:	Start: 1802 Stop: 1802	**Approximate Purge Volume:**	—

Nearby Groundwater Monitoring Wells/Water Levels:

Well ID	Depth to Groundwater (feet)		
PZ-5	10.4	PZ-8	9.45
PZ-6	9.33	PZ-9	8.10
PZ-7	9.02	PZ-10	9.00

SUMMA Canister Information

Size (circle one): 1 L 6 L

Canister ID: 483

Flow Controller ID: 374

Tracer Gas Information (if applicable)

Tracer Gas and Source of Tracer Gas: —

Canister Pressure (inches Hg):

Reported By Laboratory	Gauge Reading Prior to Sample Collection	Gauge Reading Following Sample Collection
	30	9

Measured in Purge Effluent	Measured in 'Concentrated' Area Prior to Sample Collection	Measured in 'Concentrated' Area Following Sample Collection	Measured in Sampling Train after Sampling
—	—	—	—

General Observations/Notes:

Some Foot traffic

Approximating Sampling Train Volume (for purging):
When using 1¼-inch "Dummy Point" and a 6-inch sampling interval, the sampling space will have a volume of approximately 150 mL.
Each foot of ¼-inch tubing will have a volume of approximately 10 mL.

Indoor Air Sample Collection Log

ARCADIS

Sample ID: IA-VMP-5A

Client:	Lockheed Martin	**Date/Day:**	1/25/13 / Wednesday
Project:	LMC Sub-Slab and indoor monitoring	**Weather:**	Sun - 5°F
Location:	Utica, NY	**Temperature:**	70 - inside
Project #:	NJ001050.0001	**Wind Speed/Direction:**	—
Samplers:	Katie Bidwell	**Subcontractor:**	—
Logged By:	Katie Bidwell	**Equipment:**	—
Background PID Ambient Air Reading:	0.0	**Moisture Content of Sampling Zone (circle one):**	(Dry) / Moist
Sampling Depth:	2.5' above ground	**Approximate Volume of Sampling Train:**	—
Time of Collection:	Start: 1158 Stop: 1145	**Approximate Purge Volume:**	—

Nearby Groundwater Monitoring Wells/Water Levels:

Well ID	Depth to Groundwater (feet)		
PZ-5	10.4	PZ-8	9.45
PZ-6	9.33	PZ-9	8.10
PZ-7	9.02	PZ-10	9.00

SUMMA Canister Information

Size (circle one): (1 L) 6 L

Canister ID: 284

Flow Controller ID: 302

Tracer Gas Information (if applicable)

Tracer Gas and Source of Tracer Gas: —

Canister Pressure (inches Hg):		
Reported By Laboratory	**Gauge Reading Prior to Sample Collection**	**Gauge Reading Following Sample Collection**
	30+	3.0

Measured in Purge Effluent	Measured in 'Concentrated' Area Prior to Sample Collection	Measured in 'Concentrated' Area Following Sample Collection	Measured in Sampling Train after Sampling
—	—	—	—

General Observations/Notes:

Fast traffic + rock lot activity in the area

Approximating Sampling Train Volume (for purging):
When using 1¼-inch "Dummy Point" and a 6-inch sampling interval, the sampling space will have a volume of approximately 150 mL.
Each foot of ¼-inch tubing will have a volume of approximately 10 mL.

Indoor Air Sample Collection Log

ARCADIS

Sample ID: EA-VMP-SB

Client:	Lockheed Martin	**Date/Day:**	1/23/13 Wednesday
Project:	LMC Sub-Slab and indoor monitoring	**Weather:**	sun 35°F
Location:	Utica, NY	**Temperature:**	70° inside
Project #:	NJ001050.0001	**Wind Speed/Direction:**	—
Samplers:	Katie Bidwell	**Subcontractor:**	—
Logged By:	Katie Bidwell	**Equipment:**	
Background PID Ambient Air Reading:	0.0	**Moisture Content of Sampling Zone (circle one):**	(Dry) / Moist
Sampling Depth:	4.9' above ground	**Approximate Volume of Sampling Train:**	—
Time of Collection:	Start: 0840 Stop: 1640	**Approximate Purge Volume:**	—

Nearby Groundwater Monitoring Wells/Water Levels:

Well ID	Depth to Groundwater (feet)		
PZ-5	10.4	PZ-8	9.45
PZ-6	9.33	PZ-9	8.10
PZ-7	9.02	PZ-10	9.00

SUMMA Canister Information

Size (circle one): (1 L) 6 L

Canister ID: 193

Flow Controller ID: 261

Tracer Gas Information (if applicable)

Tracer Gas and Source of Tracer Gas: —

Canister Pressure (inches Hg):

Reported By Laboratory	Gauge Reading Prior to Sample Collection	Gauge Reading Following Sample Collection
	26	7.0

Measured in Purge Effluent	Measured in 'Concentrated' Area Prior to Sample Collection	Measured in 'Concentrated' Area Following Sample Collection	Measured in Sampling Train after Sampling
—	—	—	—

General Observations/Notes:

Light foot traffic

Approximating Sampling Train Volume (for purging):
When using 1¼-inch "Dummy Point" and a 6-inch sampling interval, the sampling space will have a volume of approximately 150 mL.
Each foot of ¼-inch tubing will have a volume of approximately 10 mL.

Indoor Air Sample Collection Log

ARCADIS

Sample ID: IA-VMP-6

Client:	Lockheed Martin	**Date/Day:**	1/24/13 / Thursday
Project:	LMC Sub-Slab and indoor monitoring	**Weather:**	Sun 0°C
Location:	Utica, NY	**Temperature:**	70° inside
Project #:	NJ001050.0001	**Wind Speed/Direction:**	—
Samplers:	Katie Bidwell	**Subcontractor:**	—
Logged By:	Katie Bidwell	**Equipment:**	—
Background PID Ambient Air Reading:	0.2-0.3 ppm	**Moisture Content of Sampling Zone (circle one):**	(Dry) / Moist
Sampling Depth:	4.5' above ground	**Approximate Volume of Sampling Train:**	—
Time of Collection:	Start: 0911 Stop: 1607	**Approximate Purge Volume:**	—

Nearby Groundwater Monitoring Wells/Water Levels:

Well ID	Depth to Groundwater (feet)		
PZ-5	10.4	PZ-8	9.45
PZ-6	9.33	PZ-9	8.10
PZ-7	9.02	PZ-10	9.00

SUMMA Canister Information

Size (circle one): (1 L) 6 L

Canister ID: 351

Flow Controller ID: 339

Tracer Gas Information (if applicable)

Tracer Gas and Source of Tracer Gas: —

Canister Pressure (inches Hg):

Reported By Laboratory	Gauge Reading Prior to Sample Collection	Gauge Reading Following Sample Collection
	28	4.5

Measured in Purge Effluent	Measured in 'Concentrated' Area Prior to Sample Collection	Measured in 'Concentrated' Area Following Sample Collection	Measured in Sampling Train after Sampling
—	—	—	—

General Observations/Notes:

Foot traffic

Approximating Sampling Train Volume (for purging):
When using 1¼-inch "Dummy Point" and a 6-inch sampling interval, the sampling space will have a volume of approximately 150 mL.
Each foot of ¼-inch tubing will have a volume of approximately 10 mL.

Indoor Air Sample Collection Log

ARCADIS

Sample ID: IA VMP-6A

Client:	Lockheed Martin	**Date/Day:**	~~IA-VMP-6A~~
Project:	LMC Sub-Slab and indoor monitoring	**Weather:**	Wednesday 1/23/13
Location:	Utica, NY	**Temperature:**	30's - 50's
Project #:	NJ001050.0001	**Wind Speed/Direction:**	70°F inside
Samplers:	Katie Bidwell	**Subcontractor:**	—
Logged By:	Katie Bidwell	**Equipment:**	—
Background PID Ambient Air Reading:	0.0	**Moisture Content of Sampling Zone (circle one):**	(Dry) / Moist
Sampling Depth:	5.8' above ground	**Approximate Volume of Sampling Train:**	—
Time of Collection:	Start: 0942 Stop: 1712	**Approximate Purge Volume:**	—

Nearby Groundwater Monitoring Wells/Water Levels:

Well ID	Depth to Groundwater (feet)		
PZ-5	10.4	PZ-8	9.45
PZ-6	9.33	PZ-9	8.10
PZ-7	9.02	PZ-10	9.00

SUMMA Canister Information

Size (circle one): (1 L) 6 L

Canister ID: 336

Flow Controller ID: 295

Tracer Gas Information (if applicable)

Tracer Gas and Source of Tracer Gas: —

Canister Pressure (inches Hg):

Reported By Laboratory	Gauge Reading Prior to Sample Collection	Gauge Reading Following Sample Collection
	30+	5.0

Measured in Purge Effluent	Measured in 'Concentrated' Area Prior to Sample Collection	Measured in 'Concentrated' Area Following Sample Collection	Measured in Sampling Train after Sampling
—	—	—	—

General Observations/Notes:

Light foot traffic
Next to 10 1 gallon Jugs of Weiman instrument Lubricant

Approximating Sampling Train Volume (for purging):
When using 1¼-inch "Dummy Point" and a 6-inch sampling interval, the sampling space will have a volume of approximately 150 mL.
Each foot of ¼-inch tubing will have a volume of approximately 10 mL.

Indoor Air Sample Collection Log

ARCADIS

Sample ID: IA-VMP-6B

Client:	Lockheed Martin	**Date/Day:**	1/24/13 / Thursday
Project:	LMC Sub-Slab and indoor monitoring	**Weather:**	Sun 0°F
Location:	Utica, NY	**Temperature:**	70° inside
Project #:	NJ001050.0001	**Wind Speed/Direction:**	—
Samplers:	Katie Bidwell	**Subcontractor:**	—
Logged By:	Katie Bidwell	**Equipment:**	—
Background PID Ambient Air Reading:	0.0	**Moisture Content of Sampling Zone (circle one):**	(Dry) / Moist
Sampling Depth:	4.5' above grade	**Approximate Volume of Sampling Train:**	—
Time of Collection:	Start: 0945 Stop: 1639	**Approximate Purge Volume:**	—

Nearby Groundwater Monitoring Wells/Water Levels:

Well ID	Depth to Groundwater (feet)		
PZ-5	10.4	PZ-8	9.45
PZ-6	9.33	PZ-9	8.10
PZ-7	9.02	PZ-10	9.00

SUMMA Canister Information

Size (circle one): (1 L) 6 L

Canister ID: 131

Flow Controller ID: 268

Tracer Gas Information (if applicable)

Tracer Gas and Source of Tracer Gas: —

Canister Pressure (inches Hg):		
Reported By Laboratory	**Gauge Reading Prior to Sample Collection**	**Gauge Reading Following Sample Collection**
	30+	5.0

Measured in Purge Effluent	Measured in 'Concentrated' Area Prior to Sample Collection	Measured in 'Concentrated' Area Following Sample Collection	Measured in Sampling Train after Sampling
—	—	—	—

General Observations/Notes:

in hallway foot + forklift traffic

Approximating Sampling Train Volume (for purging):
When using 1¼-inch "Dummy Point" and a 6-inch sampling interval, the sampling space will have a volume of approximately 150 mL.
Each foot of ¼-inch tubing will have a volume of approximately 10 mL.

Indoor Air Sample Collection Log

ARCADIS

Sample ID: IA-VMP-7

Client:	Lockheed Martin	**Date/Day:**	1/23/13 Wednesday
Project:	LMC Sub-Slab and indoor monitoring	**Weather:**	Sun · 5°F
Location:	Utica, NY	**Temperature:**	70° ms.dc
Project #:	NJ001050.0001	**Wind Speed/Direction:**	—
Samplers:	Katie Bidwell	**Subcontractor:**	—
Logged By:	Katie Bidwell	**Equipment:**	—
Background PID Ambient Air Reading:	0.0	**Moisture Content of Sampling Zone (circle one):**	(Dry) / Moist
Sampling Depth:	30' above ground	**Approximate Volume of Sampling Train:**	—
Time of Collection:	Start: 0933 Stop: 1519	**Approximate Purge Volume:**	—

Nearby Groundwater Monitoring Wells/Water Levels:

Well ID	Depth to Groundwater (feet)		
PZ-5	10.4	PZ-8	9.45
PZ-6	9.33	PZ-9	8.10
PZ-7	9.02	PZ-10	9.00

SUMMA Canister Information

Size (circle one): (1 L) 6 L

Canister ID: 360

Flow Controller ID: 401

Tracer Gas Information (if applicable)

Tracer Gas and Source of Tracer Gas: —

Canister Pressure (inches Hg):

Reported By Laboratory	Gauge Reading Prior to Sample Collection	Gauge Reading Following Sample Collection
	28.5	4.5

Measured in Purge Effluent	Measured in 'Concentrated' Area Prior to Sample Collection	Measured in 'Concentrated' Area Following Sample Collection	Measured in Sampling Train after Sampling
—	—	—	—

General Observations/Notes:

Minimal Foot traffic

Approximating Sampling Train Volume (for purging):
When using 1¼-inch "Dummy Point" and a 6-inch sampling interval, the sampling space will have a volume of approximately 150 mL.
Each foot of ¼-inch tubing will have a volume of approximately 10 mL.

Indoor Air Sample Collection Log

ARCADIS

Sample ID: IA-VMP-7A

Client:	Lockheed Martin	**Date/Day:**	1/23/13 wednesday
Project:	LMC Sub-Slab and indoor monitoring	**Weather:**	Sun - 50F
Location:	Utica, NY	**Temperature:**	70 inside
Project #:	NJ001050.0001	**Wind Speed/Direction:**	–
Samplers:	Katie Bidwell	**Subcontractor:**	—
Logged By:	Katie Bidwell	**Equipment:**	–
Background PID Ambient Air Reading:	0.0	**Moisture Content of Sampling Zone (circle one):**	(Dry) / Moist
Sampling Depth:	3.5' above ground	**Approximate Volume of Sampling Train:**	—
Time of Collection:	Start: 0916 Stop: 1646	**Approximate Purge Volume:**	—

Nearby Groundwater Monitoring Wells/Water Levels:

Well ID	Depth to Groundwater (feet)		
PZ-5	10.4	PZ-8	9.45
PZ-6	9.33	PZ-9	8.10
PZ-7	9.02	PZ-10	9.10

SUMMA Canister Information

Size (circle one): (1 L) 6 L

Canister ID: 237

Flow Controller ID: 258

Tracer Gas Information (if applicable)

Tracer Gas and Source of Tracer Gas: —

Canister Pressure (inches Hg):		
Reported By Laboratory	**Gauge Reading Prior to Sample Collection**	**Gauge Reading Following Sample Collection**
	29	5.0

Measured in Purge Effluent	Measured in 'Concentrated' Area Prior to Sample Collection	Measured in 'Concentrated' Area Following Sample Collection	Measured in Sampling Train after Sampling
—	—	—	—

General Observations/Notes:

Little foot traffic
Near garbage can in the corner of a room

Approximating Sampling Train Volume (for purging):
When using 1¼-inch "Dummy Point" and a 6-inch sampling interval, the sampling space will have a volume of approximately 150 mL.
Each foot of ¼-inch tubing will have a volume of approximately 10 mL.

Indoor Air Sample Collection Log

ARCADIS

Sample ID: IA-VMP-GS1

Client:	Lockheed Martin	**Date/Day:**	1/24/13 / Thursday
Project:	LMC Sub-Slab and indoor monitoring	**Weather:**	Sun ☼
Location:	Utica, NY	**Temperature:**	70° inside
Project #:	NJ001050.0001	**Wind Speed/Direction:**	—
Samplers:	Katie Bidwell	**Subcontractor:**	—
Logged By:	Katie Bidwell	**Equipment:**	—
Background PID Ambient Air Reading:	0.0	**Moisture Content of Sampling Zone (circle one):**	(Dry) / Moist
Sampling Depth:	4.8'	**Approximate Volume of Sampling Train:**	—
Time of Collection:	Start: 0927 Stop: 1434	**Approximate Purge Volume:**	—

Nearby Groundwater Monitoring Wells/Water Levels:

Well ID	Depth to Groundwater (feet)		
PZ-5	10.4	PZ-8	9.45
PZ-6	9.33	PZ-9	8.10
PZ-7	9.02	PZ-10	9.00

SUMMA Canister Information

Size (circle one): (1 L) 6 L

Canister ID: 86

Flow Controller ID: 391

Tracer Gas Information (if applicable)

Tracer Gas and Source of Tracer Gas: —

Canister Pressure (inches Hg):

Reported By Laboratory	Gauge Reading Prior to Sample Collection	Gauge Reading Following Sample Collection
	29	50

Measured in Purge Effluent	Measured in 'Concentrated' Area Prior to Sample Collection	Measured in 'Concentrated' Area Following Sample Collection	Measured in Sampling Train after Sampling
—	—	—	—

General Observations/Notes:

guard shack

Approximating Sampling Train Volume (for purging):
When using 1¼-inch "Dummy Point" and a 6-inch sampling interval, the sampling space will have a volume of approximately 150 mL.
Each foot of ¼-inch tubing will have a volume of approximately 10 mL.

Appendix **C**

Analytical Laboratory Results

Centek Laboratories, LLC

Date: *01-Feb-13*

CLIENT:	Arcadis	**Client Sample ID:**	SS-VMP-3A
Lab Order:	C1301057	**Tag Number:**	367 110
Project:	LMC Corp NJ001050.0001	**Collection Date:**	1/23/2013
Lab ID:	C1301057-001A	**Matrix:**	AIR

Analyses	Result	**Limit	Qual	Units	DF	Date Analyzed
FIELD PARAMETERS		**FLD**				Analyst:
Lab Vacuum In	-5			"Hg		1/25/2013
Lab Vacuum Out	-30			"Hg		1/25/2013
1UG/M3 BY METHOD TO15		**TO-15**				Analyst: **RJP**
1,1,1-Trichloroethane	< 0.15	0.15		ppbV	1	1/26/2013 5:16:00 AM
1,1,2,2-Tetrachloroethane	< 0.15	0.15		ppbV	1	1/26/2013 5:16:00 AM
1,1,2-Trichloroethane	< 0.15	0.15		ppbV	1	1/26/2013 5:16:00 AM
1,1-Dichloroethane	< 0.15	0.15		ppbV	1	1/26/2013 5:16:00 AM
1,1-Dichloroethene	< 0.15	0.15		ppbV	1	1/26/2013 5:16:00 AM
1,2,4-Trichlorobenzene	< 0.15	0.15		ppbV	1	1/26/2013 5:16:00 AM
1,2,4-Trimethylbenzene	0.58	0.15		ppbV	1	1/26/2013 5:16:00 AM
1,2-Dibromoethane	< 0.15	0.15		ppbV	1	1/26/2013 5:16:00 AM
1,2-Dichlorobenzene	< 0.15	0.15		ppbV	1	1/26/2013 5:16:00 AM
1,2-Dichloroethane	< 0.15	0.15		ppbV	1	1/26/2013 5:16:00 AM
1,2-Dichloropropane	< 0.15	0.15		ppbV	1	1/26/2013 5:16:00 AM
1,3,5-Trimethylbenzene	0.19	0.15		ppbV	1	1/26/2013 5:16:00 AM
1,3-butadiene	< 0.15	0.15		ppbV	1	1/26/2013 5:16:00 AM
1,3-Dichlorobenzene	< 0.15	0.15		ppbV	1	1/26/2013 5:16:00 AM
1,4-Dichlorobenzene	< 0.15	0.15		ppbV	1	1/26/2013 5:16:00 AM
1,4-Dioxane	< 0.30	0.30		ppbV	1	1/26/2013 5:16:00 AM
2,2,4-trimethylpentane	< 0.15	0.15		ppbV	1	1/26/2013 5:16:00 AM
4-ethyltoluene	0.17	0.15		ppbV	1	1/26/2013 5:16:00 AM
Acetone	12	3.0		ppbV	10	1/27/2013 6:45:00 PM
Allyl chloride	< 0.15	0.15		ppbV	1	1/26/2013 5:16:00 AM
Benzene	0.40	0.15		ppbV	1	1/26/2013 5:16:00 AM
Benzyl chloride	< 0.15	0.15		ppbV	1	1/26/2013 5:16:00 AM
Bromodichloromethane	< 0.15	0.15		ppbV	1	1/26/2013 5:16:00 AM
Bromoform	< 0.15	0.15		ppbV	1	1/26/2013 5:16:00 AM
Bromomethane	< 0.15	0.15		ppbV	1	1/26/2013 5:16:00 AM
Carbon disulfide	< 0.15	0.15		ppbV	1	1/26/2013 5:16:00 AM
Carbon tetrachloride	0.11	0.15	J	ppbV	1	1/26/2013 5:16:00 AM
Chlorobenzene	< 0.15	0.15		ppbV	1	1/26/2013 5:16:00 AM
Chloroethane	< 0.15	0.15		ppbV	1	1/26/2013 5:16:00 AM
Chloroform	< 0.15	0.15		ppbV	1	1/26/2013 5:16:00 AM
Chloromethane	0.66	0.15		ppbV	1	1/26/2013 5:16:00 AM
cis-1,2-Dichloroethene	< 0.15	0.15		ppbV	1	1/26/2013 5:16:00 AM
cis-1,3-Dichloropropene	< 0.15	0.15		ppbV	1	1/26/2013 5:16:00 AM
Cyclohexane	< 0.15	0.15		ppbV	1	1/26/2013 5:16:00 AM
Dibromochloromethane	< 0.15	0.15		ppbV	1	1/26/2013 5:16:00 AM
Ethyl acetate	0.48	0.25		ppbV	1	1/26/2013 5:16:00 AM

Qualifiers:

**	Reporting Limit	.	Results reported are not blank corrected
B	Analyte detected in the associated Method Blank	E	Value above quantitation range
H	Holding times for preparation or analysis exceeded	J	Analyte detected at or below quantitation limits
JN	Non-routine analyte. Quantitation estimated.	ND	Not Detected at the Reporting Limit
S	Spike Recovery outside accepted recovery limits		

Centek Laboratories, LLC

Date: *01-Feb-13*

CLIENT:	Arcadis	**Client Sample ID:**	SS-VMP-3A
Lab Order:	C1301057	**Tag Number:**	367 110
Project:	LMC Corp NJ001050.0001	**Collection Date:**	1/23/2013
Lab ID:	C1301057-001A	**Matrix:**	AIR

Analyses	Result	**Limit	Qual	Units	DF	Date Analyzed
1UG/M3 BY METHOD TO15		**TO-15**				Analyst: **RJP**
Ethylbenzene	0.36	0.15		ppbV	1	1/26/2013 5:16:00 AM
Freon 11	0.91	0.15		ppbV	1	1/26/2013 5:16:00 AM
Freon 113	0.13	0.15	J	ppbV	1	1/26/2013 5:16:00 AM
Freon 114	< 0.15	0.15		ppbV	1	1/26/2013 5:16:00 AM
Freon 12	0.64	0.15		ppbV	1	1/26/2013 5:16:00 AM
Heptane	1.2	0.15		ppbV	1	1/26/2013 5:16:00 AM
Hexachloro-1,3-butadiene	< 0.15	0.15		ppbV	1	1/26/2013 5:16:00 AM
Hexane	1.4	0.15		ppbV	1	1/26/2013 5:16:00 AM
Isopropyl alcohol	320	120		ppbV	810	1/28/2013 7:04:00 PM
m&p-Xylene	1.3	0.30		ppbV	1	1/26/2013 5:16:00 AM
Methyl Butyl Ketone	< 0.30	0.30		ppbV	1	1/26/2013 5:16:00 AM
Methyl Ethyl Ketone	0.82	0.30		ppbV	1	1/26/2013 5:16:00 AM
Methyl Isobutyl Ketone	< 0.30	0.30		ppbV	1	1/26/2013 5:16:00 AM
Methyl tert-butyl ether	< 0.15	0.15		ppbV	1	1/26/2013 5:16:00 AM
Methylene chloride	930	120		ppbV	810	1/28/2013 7:04:00 PM
o-Xylene	0.43	0.15		ppbV	1	1/26/2013 5:16:00 AM
Propylene	< 0.15	0.15		ppbV	1	1/26/2013 5:16:00 AM
Styrene	0.14	0.15	J	ppbV	1	1/26/2013 5:16:00 AM
Tetrachloroethylene	< 0.15	0.15		ppbV	1	1/26/2013 5:16:00 AM
Tetrahydrofuran	0.64	0.15		ppbV	1	1/26/2013 5:16:00 AM
Toluene	1.8	1.5		ppbV	10	1/27/2013 6:45:00 PM
trans-1,2-Dichloroethene	0.34	0.15		ppbV	1	1/26/2013 5:16:00 AM
trans-1,3-Dichloropropene	< 0.15	0.15		ppbV	1	1/26/2013 5:16:00 AM
Trichloroethene	0.31	0.15		ppbV	1	1/26/2013 5:16:00 AM
Vinyl acetate	< 0.15	0.15		ppbV	1	1/26/2013 5:16:00 AM
Vinyl Bromide	< 0.15	0.15		ppbV	1	1/26/2013 5:16:00 AM
Vinyl chloride	< 0.15	0.15		ppbV	1	1/26/2013 5:16:00 AM
Surr: Bromofluorobenzene	114	70-130		%REC	1	1/26/2013 5:16:00 AM

Qualifiers:

**	Reporting Limit	.	Results reported are not blank corrected
B	Analyte detected in the associated Method Blank	E	Value above quantitation range
H	Holding times for preparation or analysis exceeded	J	Analyte detected at or below quantitation limits
JN	Non-routine analyte. Quantitation estimated.	ND	Not Detected at the Reporting Limit
S	Spike Recovery outside accepted recovery limits		

Centek Laboratories, LLC

Date: *01-Feb-13*

CLIENT:	Arcadis	**Client Sample ID:**	IA-VMP-3A
Lab Order:	C1301057	**Tag Number:**	96 294
Project:	LMC Corp NJ001050.0001	**Collection Date:**	1/23/2013
Lab ID:	C1301057-002A	**Matrix:**	AIR

Analyses	Result	**Limit	Qual	Units	DF	Date Analyzed
FIELD PARAMETERS		**FLD**				Analyst:
Lab Vacuum In	-5			"Hg		1/25/2013
Lab Vacuum Out	-30			"Hg		1/25/2013
1UG/M3 W/ 0.25UG/M3 CT-TCE-VC		**TO-15**				Analyst: **RJP**
1,1,1-Trichloroethane	< 0.15	0.15		ppbV	1	1/25/2013 7:43:00 PM
1,1,2,2-Tetrachloroethane	< 0.15	0.15		ppbV	1	1/25/2013 7:43:00 PM
1,1,2-Trichloroethane	< 0.15	0.15		ppbV	1	1/25/2013 7:43:00 PM
1,1-Dichloroethane	< 0.15	0.15		ppbV	1	1/25/2013 7:43:00 PM
1,1-Dichloroethene	< 0.15	0.15		ppbV	1	1/25/2013 7:43:00 PM
1,2,4-Trichlorobenzene	< 0.15	0.15		ppbV	1	1/25/2013 7:43:00 PM
1,2,4-Trimethylbenzene	0.29	0.15		ppbV	1	1/25/2013 7:43:00 PM
1,2-Dibromoethane	< 0.15	0.15		ppbV	1	1/25/2013 7:43:00 PM
1,2-Dichlorobenzene	< 0.15	0.15		ppbV	1	1/25/2013 7:43:00 PM
1,2-Dichloroethane	< 0.15	0.15		ppbV	1	1/25/2013 7:43:00 PM
1,2-Dichloropropane	< 0.15	0.15		ppbV	1	1/25/2013 7:43:00 PM
1,3,5-Trimethylbenzene	0.14	0.15	J	ppbV	1	1/25/2013 7:43:00 PM
1,3-butadiene	< 0.15	0.15		ppbV	1	1/25/2013 7:43:00 PM
1,3-Dichlorobenzene	< 0.15	0.15		ppbV	1	1/25/2013 7:43:00 PM
1,4-Dichlorobenzene	< 0.15	0.15		ppbV	1	1/25/2013 7:43:00 PM
1,4-Dioxane	< 0.30	0.30		ppbV	1	1/25/2013 7:43:00 PM
2,2,4-trimethylpentane	< 0.15	0.15		ppbV	1	1/25/2013 7:43:00 PM
4-ethyltoluene	< 0.15	0.15		ppbV	1	1/25/2013 7:43:00 PM
Acetone	19	3.0		ppbV	10	1/26/2013 7:35:00 PM
Allyl chloride	< 0.15	0.15		ppbV	1	1/25/2013 7:43:00 PM
Benzene	0.32	0.15		ppbV	1	1/25/2013 7:43:00 PM
Benzyl chloride	< 0.15	0.15		ppbV	1	1/25/2013 7:43:00 PM
Bromodichloromethane	< 0.15	0.15		ppbV	1	1/25/2013 7:43:00 PM
Bromoform	< 0.15	0.15		ppbV	1	1/25/2013 7:43:00 PM
Bromomethane	< 0.15	0.15		ppbV	1	1/25/2013 7:43:00 PM
Carbon disulfide	0.10	0.15	J	ppbV	1	1/25/2013 7:43:00 PM
Carbon tetrachloride	0.10	0.040		ppbV	1	1/25/2013 7:43:00 PM
Chlorobenzene	< 0.15	0.15		ppbV	1	1/25/2013 7:43:00 PM
Chloroethane	< 0.15	0.15		ppbV	1	1/25/2013 7:43:00 PM
Chloroform	< 0.15	0.15		ppbV	1	1/25/2013 7:43:00 PM
Chloromethane	0.58	0.15		ppbV	1	1/25/2013 7:43:00 PM
cis-1,2-Dichloroethene	< 0.15	0.15		ppbV	1	1/25/2013 7:43:00 PM
cis-1,3-Dichloropropene	< 0.15	0.15		ppbV	1	1/25/2013 7:43:00 PM
Cyclohexane	< 0.15	0.15		ppbV	1	1/25/2013 7:43:00 PM
Dibromochloromethane	< 0.15	0.15		ppbV	1	1/25/2013 7:43:00 PM
Ethyl acetate	0.63	0.25		ppbV	1	1/25/2013 7:43:00 PM

Qualifiers:

**	Reporting Limit	.	Results reported are not blank corrected
B	Analyte detected in the associated Method Blank	E	Value above quantitation range
H	Holding times for preparation or analysis exceeded	J	Analyte detected at or below quantitation limits
JN	Non-routine analyte. Quantitation estimated.	ND	Not Detected at the Reporting Limit
S	Spike Recovery outside accepted recovery limits		

Centek Laboratories, LLC

Date: *01-Feb-13*

CLIENT:	Arcadis	**Client Sample ID:**	IA-VMP-3A
Lab Order:	C1301057	**Tag Number:**	96 294
Project:	LMC Corp NJ001050.0001	**Collection Date:**	1/23/2013
Lab ID:	C1301057-002A	**Matrix:**	AIR

Analyses	Result	**Limit	Qual	Units	DF	Date Analyzed
1UG/M3 W/ 0.25UG/M3 CT-TCE-VC		**TO-15**				Analyst: **RJP**
Ethylbenzene	0.16	0.15		ppbV	1	1/25/2013 7:43:00 PM
Freon 11	0.76	0.15		ppbV	1	1/25/2013 7:43:00 PM
Freon 113	0.11	0.15	J	ppbV	1	1/25/2013 7:43:00 PM
Freon 114	< 0.15	0.15		ppbV	1	1/25/2013 7:43:00 PM
Freon 12	0.55	0.15		ppbV	1	1/25/2013 7:43:00 PM
Heptane	1.3	0.15		ppbV	1	1/25/2013 7:43:00 PM
Hexachloro-1,3-butadiene	< 0.15	0.15		ppbV	1	1/25/2013 7:43:00 PM
Hexane	1.6	0.15		ppbV	1	1/25/2013 7:43:00 PM
Isopropyl alcohol	920	120		ppbV	810	1/27/2013 2:20:00 PM
m&p-Xylene	0.50	0.30		ppbV	1	1/25/2013 7:43:00 PM
Methyl Butyl Ketone	< 0.30	0.30		ppbV	1	1/25/2013 7:43:00 PM
Methyl Ethyl Ketone	0.95	0.30		ppbV	1	1/25/2013 7:43:00 PM
Methyl Isobutyl Ketone	< 0.30	0.30		ppbV	1	1/25/2013 7:43:00 PM
Methyl tert-butyl ether	< 0.15	0.15		ppbV	1	1/25/2013 7:43:00 PM
Methylene chloride	750	120		ppbV	810	1/27/2013 2:20:00 PM
o-Xylene	0.18	0.15		ppbV	1	1/25/2013 7:43:00 PM
Propylene	< 0.15	0.15		ppbV	1	1/25/2013 7:43:00 PM
Styrene	0.15	0.15		ppbV	1	1/25/2013 7:43:00 PM
Tetrachloroethylene	< 0.15	0.15		ppbV	1	1/25/2013 7:43:00 PM
Tetrahydrofuran	0.72	0.15		ppbV	1	1/25/2013 7:43:00 PM
Toluene	1.5	0.15		ppbV	1	1/25/2013 7:43:00 PM
trans-1,2-Dichloroethene	0.47	0.15		ppbV	1	1/25/2013 7:43:00 PM
trans-1,3-Dichloropropene	< 0.15	0.15		ppbV	1	1/25/2013 7:43:00 PM
Trichloroethene	0.33	0.040		ppbV	1	1/25/2013 7:43:00 PM
Vinyl acetate	< 0.15	0.15		ppbV	1	1/25/2013 7:43:00 PM
Vinyl Bromide	< 0.15	0.15		ppbV	1	1/25/2013 7:43:00 PM
Vinyl chloride	< 0.040	0.040		ppbV	1	1/25/2013 7:43:00 PM
Surr: Bromofluorobenzene	99.0	70-130		%REC	1	1/25/2013 7:43:00 PM

Qualifiers:

**	Reporting Limit	.	Results reported are not blank corrected
B	Analyte detected in the associated Method Blank	E	Value above quantitation range
H	Holding times for preparation or analysis exceeded	J	Analyte detected at or below quantitation limits
JN	Non-routine analyte. Quantitation estimated.	ND	Not Detected at the Reporting Limit
S	Spike Recovery outside accepted recovery limits		

Centek Laboratories, LLC

Date: *01-Feb-13*

CLIENT:	Arcadis	**Client Sample ID:**	IA-VMP-5A
Lab Order:	C1301057	**Tag Number:**	284 302
Project:	LMC Corp NJ001050.0001	**Collection Date:**	1/23/2013
Lab ID:	C1301057-004A	**Matrix:**	AIR

Analyses	Result	**Limit	Qual	Units	DF	Date Analyzed
FIELD PARAMETERS		**FLD**				Analyst:
Lab Vacuum In	-4			"Hg		1/25/2013
Lab Vacuum Out	-30			"Hg		1/25/2013
1UG/M3 W/ 0.25UG/M3 CT-TCE-VC		**TO-15**				Analyst: **RJP**
1,1,1-Trichloroethane	< 0.15	0.15		ppbV	1	1/25/2013 8:17:00 PM
1,1,2,2-Tetrachloroethane	< 0.15	0.15		ppbV	1	1/25/2013 8:17:00 PM
1,1,2-Trichloroethane	< 0.15	0.15		ppbV	1	1/25/2013 8:17:00 PM
1,1-Dichloroethane	< 0.15	0.15		ppbV	1	1/25/2013 8:17:00 PM
1,1-Dichloroethene	< 0.15	0.15		ppbV	1	1/25/2013 8:17:00 PM
1,2,4-Trichlorobenzene	< 0.15	0.15		ppbV	1	1/25/2013 8:17:00 PM
1,2,4-Trimethylbenzene	0.36	0.15		ppbV	1	1/25/2013 8:17:00 PM
1,2-Dibromoethane	< 0.15	0.15		ppbV	1	1/25/2013 8:17:00 PM
1,2-Dichlorobenzene	< 0.15	0.15		ppbV	1	1/25/2013 8:17:00 PM
1,2-Dichloroethane	< 0.15	0.15		ppbV	1	1/25/2013 8:17:00 PM
1,2-Dichloropropane	< 0.15	0.15		ppbV	1	1/25/2013 8:17:00 PM
1,3,5-Trimethylbenzene	0.12	0.15	J	ppbV	1	1/25/2013 8:17:00 PM
1,3-butadiene	< 0.15	0.15		ppbV	1	1/25/2013 8:17:00 PM
1,3-Dichlorobenzene	< 0.15	0.15		ppbV	1	1/25/2013 8:17:00 PM
1,4-Dichlorobenzene	< 0.15	0.15		ppbV	1	1/25/2013 8:17:00 PM
1,4-Dioxane	< 0.30	0.30		ppbV	1	1/25/2013 8:17:00 PM
2,2,4-trimethylpentane	< 0.15	0.15		ppbV	1	1/25/2013 8:17:00 PM
4-ethyltoluene	< 0.15	0.15		ppbV	1	1/25/2013 8:17:00 PM
Acetone	9.0	3.0		ppbV	10	1/26/2013 8:08:00 PM
Allyl chloride	< 0.15	0.15		ppbV	1	1/25/2013 8:17:00 PM
Benzene	0.41	0.15		ppbV	1	1/25/2013 8:17:00 PM
Benzyl chloride	< 0.15	0.15		ppbV	1	1/25/2013 8:17:00 PM
Bromodichloromethane	< 0.15	0.15		ppbV	1	1/25/2013 8:17:00 PM
Bromoform	< 0.15	0.15		ppbV	1	1/25/2013 8:17:00 PM
Bromomethane	< 0.15	0.15		ppbV	1	1/25/2013 8:17:00 PM
Carbon disulfide	0.19	0.15		ppbV	1	1/25/2013 8:17:00 PM
Carbon tetrachloride	0.11	0.040		ppbV	1	1/25/2013 8:17:00 PM
Chlorobenzene	< 0.15	0.15		ppbV	1	1/25/2013 8:17:00 PM
Chloroethane	< 0.15	0.15		ppbV	1	1/25/2013 8:17:00 PM
Chloroform	< 0.15	0.15		ppbV	1	1/25/2013 8:17:00 PM
Chloromethane	0.65	0.15		ppbV	1	1/25/2013 8:17:00 PM
cis-1,2-Dichloroethene	< 0.15	0.15		ppbV	1	1/25/2013 8:17:00 PM
cis-1,3-Dichloropropene	< 0.15	0.15		ppbV	1	1/25/2013 8:17:00 PM
Cyclohexane	< 0.15	0.15		ppbV	1	1/25/2013 8:17:00 PM
Dibromochloromethane	< 0.15	0.15		ppbV	1	1/25/2013 8:17:00 PM
Ethyl acetate	0.80	0.25		ppbV	1	1/25/2013 8:17:00 PM

Qualifiers:

**	Reporting Limit	.	Results reported are not blank corrected
B	Analyte detected in the associated Method Blank	E	Value above quantitation range
H	Holding times for preparation or analysis exceeded	J	Analyte detected at or below quantitation limits
JN	Non-routine analyte. Quantitation estimated.	ND	Not Detected at the Reporting Limit
S	Spike Recovery outside accepted recovery limits		

Centek Laboratories, LLC

Date: *01-Feb-13*

CLIENT:	Arcadis	**Client Sample ID:**	IA-VMP-5A
Lab Order:	C1301057	**Tag Number:**	284 302
Project:	LMC Corp NJ001050.0001	**Collection Date:**	1/23/2013
Lab ID:	C1301057-004A	**Matrix:**	AIR

Analyses	Result	**Limit	Qual	Units	DF	Date Analyzed
1UG/M3 W/ 0.25UG/M3 CT-TCE-VC		**TO-15**				Analyst: **RJP**
Ethylbenzene	0.21	0.15		ppbV	1	1/25/2013 8:17:00 PM
Freon 11	1.6	0.15		ppbV	1	1/25/2013 8:17:00 PM
Freon 113	0.12	0.15	J	ppbV	1	1/25/2013 8:17:00 PM
Freon 114	< 0.15	0.15		ppbV	1	1/25/2013 8:17:00 PM
Freon 12	0.65	0.15		ppbV	1	1/25/2013 8:17:00 PM
Heptane	1.5	0.15		ppbV	1	1/25/2013 8:17:00 PM
Hexachloro-1,3-butadiene	< 0.15	0.15		ppbV	1	1/25/2013 8:17:00 PM
Hexane	0.94	0.15		ppbV	1	1/25/2013 8:17:00 PM
Isopropyl alcohol	460	81		ppbV	540	1/27/2013 2:57:00 PM
m&p-Xylene	0.51	0.30		ppbV	1	1/25/2013 8:17:00 PM
Methyl Butyl Ketone	< 0.30	0.30		ppbV	1	1/25/2013 8:17:00 PM
Methyl Ethyl Ketone	0.83	0.30		ppbV	1	1/25/2013 8:17:00 PM
Methyl Isobutyl Ketone	< 0.30	0.30		ppbV	1	1/25/2013 8:17:00 PM
Methyl tert-butyl ether	< 0.15	0.15		ppbV	1	1/25/2013 8:17:00 PM
Methylene chloride	380	81		ppbV	540	1/27/2013 2:57:00 PM
o-Xylene	0.18	0.15		ppbV	1	1/25/2013 8:17:00 PM
Propylene	< 0.15	0.15		ppbV	1	1/25/2013 8:17:00 PM
Styrene	0.21	0.15		ppbV	1	1/25/2013 8:17:00 PM
Tetrachloroethylene	< 0.15	0.15		ppbV	1	1/25/2013 8:17:00 PM
Tetrahydrofuran	0.73	0.15		ppbV	1	1/25/2013 8:17:00 PM
Toluene	2.1	0.15		ppbV	1	1/25/2013 8:17:00 PM
trans-1,2-Dichloroethene	0.28	0.15		ppbV	1	1/25/2013 8:17:00 PM
trans-1,3-Dichloropropene	< 0.15	0.15		ppbV	1	1/25/2013 8:17:00 PM
Trichloroethene	0.46	0.040		ppbV	1	1/25/2013 8:17:00 PM
Vinyl acetate	< 0.15	0.15		ppbV	1	1/25/2013 8:17:00 PM
Vinyl Bromide	< 0.15	0.15		ppbV	1	1/25/2013 8:17:00 PM
Vinyl chloride	< 0.040	0.040		ppbV	1	1/25/2013 8:17:00 PM
Surr: Bromofluorobenzene	98.0	70-130		%REC	1	1/25/2013 8:17:00 PM

Qualifiers:				
	**	Reporting Limit	.	Results reported are not blank corrected
	B	Analyte detected in the associated Method Blank	E	Value above quantitation range
	H	Holding times for preparation or analysis exceeded	J	Analyte detected at or below quantitation limits
	JN	Non-routine analyte. Quantitation estimated.	ND	Not Detected at the Reporting Limit
	S	Spike Recovery outside accepted recovery limits		

Centek Laboratories, LLC

Date: *01-Feb-13*

CLIENT:	Arcadis	**Client Sample ID:**	SS-VMP-5B
Lab Order:	C1301057	**Tag Number:**	420 173
Project:	LMC Corp NJ001050.0001	**Collection Date:**	1/23/2013
Lab ID:	C1301057-005A	**Matrix:**	AIR

Analyses	Result	**Limit	Qual	Units	DF	Date Analyzed
FIELD PARAMETERS		**FLD**				Analyst:
Lab Vacuum In	-5			"Hg		1/25/2013
Lab Vacuum Out	-30			"Hg		1/25/2013
1UG/M3 BY METHOD TO15		**TO-15**				Analyst: **RJP**
1,1,1-Trichloroethane	< 0.15	0.15		ppbV	1	1/26/2013 6:26:00 AM
1,1,2,2-Tetrachloroethane	< 0.15	0.15		ppbV	1	1/26/2013 6:26:00 AM
1,1,2-Trichloroethane	< 0.15	0.15		ppbV	1	1/26/2013 6:26:00 AM
1,1-Dichloroethane	< 0.15	0.15		ppbV	1	1/26/2013 6:26:00 AM
1,1-Dichloroethene	< 0.15	0.15		ppbV	1	1/26/2013 6:26:00 AM
1,2,4-Trichlorobenzene	< 0.15	0.15		ppbV	1	1/26/2013 6:26:00 AM
1,2,4-Trimethylbenzene	0.54	0.15		ppbV	1	1/26/2013 6:26:00 AM
1,2-Dibromoethane	< 0.15	0.15		ppbV	1	1/26/2013 6:26:00 AM
1,2-Dichlorobenzene	< 0.15	0.15		ppbV	1	1/26/2013 6:26:00 AM
1,2-Dichloroethane	< 0.15	0.15		ppbV	1	1/26/2013 6:26:00 AM
1,2-Dichloropropane	< 0.15	0.15		ppbV	1	1/26/2013 6:26:00 AM
1,3,5-Trimethylbenzene	0.24	0.15		ppbV	1	1/26/2013 6:26:00 AM
1,3-butadiene	< 0.15	0.15		ppbV	1	1/26/2013 6:26:00 AM
1,3-Dichlorobenzene	< 0.15	0.15		ppbV	1	1/26/2013 6:26:00 AM
1,4-Dichlorobenzene	< 0.15	0.15		ppbV	1	1/26/2013 6:26:00 AM
1,4-Dioxane	< 0.30	0.30		ppbV	1	1/26/2013 6:26:00 AM
2,2,4-trimethylpentane	< 0.15	0.15		ppbV	1	1/26/2013 6:26:00 AM
4-ethyltoluene	0.25	0.15		ppbV	1	1/26/2013 6:26:00 AM
Acetone	14	3.0		ppbV	10	1/27/2013 7:50:00 PM
Allyl chloride	< 0.15	0.15		ppbV	1	1/26/2013 6:26:00 AM
Benzene	0.62	0.15		ppbV	1	1/26/2013 6:26:00 AM
Benzyl chloride	< 0.15	0.15		ppbV	1	1/26/2013 6:26:00 AM
Bromodichloromethane	< 0.15	0.15		ppbV	1	1/26/2013 6:26:00 AM
Bromoform	< 0.15	0.15		ppbV	1	1/26/2013 6:26:00 AM
Bromomethane	< 0.15	0.15		ppbV	1	1/26/2013 6:26:00 AM
Carbon disulfide	0.15	0.15		ppbV	1	1/26/2013 6:26:00 AM
Carbon tetrachloride	0.11	0.15	J	ppbV	1	1/26/2013 6:26:00 AM
Chlorobenzene	< 0.15	0.15		ppbV	1	1/26/2013 6:26:00 AM
Chloroethane	< 0.15	0.15		ppbV	1	1/26/2013 6:26:00 AM
Chloroform	< 0.15	0.15		ppbV	1	1/26/2013 6:26:00 AM
Chloromethane	0.71	0.15		ppbV	1	1/26/2013 6:26:00 AM
cis-1,2-Dichloroethene	< 0.15	0.15		ppbV	1	1/26/2013 6:26:00 AM
cis-1,3-Dichloropropene	< 0.15	0.15		ppbV	1	1/26/2013 6:26:00 AM
Cyclohexane	< 0.15	0.15		ppbV	1	1/26/2013 6:26:00 AM
Dibromochloromethane	< 0.15	0.15		ppbV	1	1/26/2013 6:26:00 AM
Ethyl acetate	0.73	0.25		ppbV	1	1/26/2013 6:26:00 AM

Qualifiers:

**	Reporting Limit	.	Results reported are not blank corrected
B	Analyte detected in the associated Method Blank	E	Value above quantitation range
H	Holding times for preparation or analysis exceeded	J	Analyte detected at or below quantitation limits
JN	Non-routine analyte. Quantitation estimated.	ND	Not Detected at the Reporting Limit
S	Spike Recovery outside accepted recovery limits		

Centek Laboratories, LLC

Date: *01-Feb-13*

CLIENT:	Arcadis	**Client Sample ID:**	SS-VMP-5B
Lab Order:	C1301057	**Tag Number:**	420 173
Project:	LMC Corp NJ001050.0001	**Collection Date:**	1/23/2013
Lab ID:	C1301057-005A	**Matrix:**	AIR

Analyses	Result	**Limit	Qual	Units	DF	Date Analyzed
1UG/M3 BY METHOD TO15		**TO-15**				Analyst: **RJP**
Ethylbenzene	0.84	0.15		ppbV	1	1/26/2013 6:26:00 AM
Freon 11	0.80	0.15		ppbV	1	1/26/2013 6:26:00 AM
Freon 113	0.16	0.15		ppbV	1	1/26/2013 6:26:00 AM
Freon 114	< 0.15	0.15		ppbV	1	1/26/2013 6:26:00 AM
Freon 12	0.66	0.15		ppbV	1	1/26/2013 6:26:00 AM
Heptane	1.3	0.15		ppbV	1	1/26/2013 6:26:00 AM
Hexachloro-1,3-butadiene	< 0.15	0.15		ppbV	1	1/26/2013 6:26:00 AM
Hexane	1.4	0.15		ppbV	1	1/26/2013 6:26:00 AM
Isopropyl alcohol	490	120		ppbV	810	1/28/2013 8:11:00 PM
m&p-Xylene	2.0	3.0	J	ppbV	10	1/27/2013 7:50:00 PM
Methyl Butyl Ketone	< 0.30	0.30		ppbV	1	1/26/2013 6:26:00 AM
Methyl Ethyl Ketone	0.83	0.30		ppbV	1	1/26/2013 6:26:00 AM
Methyl Isobutyl Ketone	0.16	0.30	J	ppbV	1	1/26/2013 6:26:00 AM
Methyl tert-butyl ether	< 0.15	0.15		ppbV	1	1/26/2013 6:26:00 AM
Methylene chloride	1200	120		ppbV	810	1/28/2013 8:11:00 PM
o-Xylene	0.82	0.15		ppbV	1	1/26/2013 6:26:00 AM
Propylene	< 0.15	0.15		ppbV	1	1/26/2013 6:26:00 AM
Styrene	0.16	0.15		ppbV	1	1/26/2013 6:26:00 AM
Tetrachloroethylene	0.14	0.15	J	ppbV	1	1/26/2013 6:26:00 AM
Tetrahydrofuran	0.43	0.15		ppbV	1	1/26/2013 6:26:00 AM
Toluene	4.5	1.5		ppbV	10	1/27/2013 7:50:00 PM
trans-1,2-Dichloroethene	0.27	0.15		ppbV	1	1/26/2013 6:26:00 AM
trans-1,3-Dichloropropene	< 0.15	0.15		ppbV	1	1/26/2013 6:26:00 AM
Trichloroethene	0.27	0.15		ppbV	1	1/26/2013 6:26:00 AM
Vinyl acetate	< 0.15	0.15		ppbV	1	1/26/2013 6:26:00 AM
Vinyl Bromide	< 0.15	0.15		ppbV	1	1/26/2013 6:26:00 AM
Vinyl chloride	< 0.15	0.15		ppbV	1	1/26/2013 6:26:00 AM
Surr: Bromofluorobenzene	106	70-130		%REC	1	1/26/2013 6:26:00 AM

Qualifiers:

**	Reporting Limit	.	Results reported are not blank corrected
B	Analyte detected in the associated Method Blank	E	Value above quantitation range
H	Holding times for preparation or analysis exceeded	J	Analyte detected at or below quantitation limits
JN	Non-routine analyte. Quantitation estimated.	ND	Not Detected at the Reporting Limit
S	Spike Recovery outside accepted recovery limits		

Centek Laboratories, LLC

Date: *01-Feb-13*

CLIENT:	Arcadis	**Client Sample ID:**	IA-VMP-5B
Lab Order:	C1301057	**Tag Number:**	193 261
Project:	LMC Corp NJ001050.0001	**Collection Date:**	1/23/2013
Lab ID:	C1301057-006A	**Matrix:**	AIR

Analyses	Result	**Limit	Qual	Units	DF	Date Analyzed
FIELD PARAMETERS		**FLD**				Analyst:
Lab Vacuum In	-7			"Hg		1/25/2013
Lab Vacuum Out	-30			"Hg		1/25/2013
1UG/M3 W/ 0.25UG/M3 CT-TCE-VC		**TO-15**				Analyst: **RJP**
1,1,1-Trichloroethane	< 0.15	0.15		ppbV	1	1/25/2013 8:52:00 PM
1,1,2,2-Tetrachloroethane	< 0.15	0.15		ppbV	1	1/25/2013 8:52:00 PM
1,1,2-Trichloroethane	< 0.15	0.15		ppbV	1	1/25/2013 8:52:00 PM
1,1-Dichloroethane	< 0.15	0.15		ppbV	1	1/25/2013 8:52:00 PM
1,1-Dichloroethene	< 0.15	0.15		ppbV	1	1/25/2013 8:52:00 PM
1,2,4-Trichlorobenzene	< 0.15	0.15		ppbV	1	1/25/2013 8:52:00 PM
1,2,4-Trimethylbenzene	0.31	0.15		ppbV	1	1/25/2013 8:52:00 PM
1,2-Dibromoethane	< 0.15	0.15		ppbV	1	1/25/2013 8:52:00 PM
1,2-Dichlorobenzene	< 0.15	0.15		ppbV	1	1/25/2013 8:52:00 PM
1,2-Dichloroethane	< 0.15	0.15		ppbV	1	1/25/2013 8:52:00 PM
1,2-Dichloropropane	< 0.15	0.15		ppbV	1	1/25/2013 8:52:00 PM
1,3,5-Trimethylbenzene	0.10	0.15	J	ppbV	1	1/25/2013 8:52:00 PM
1,3-butadiene	< 0.15	0.15		ppbV	1	1/25/2013 8:52:00 PM
1,3-Dichlorobenzene	< 0.15	0.15		ppbV	1	1/25/2013 8:52:00 PM
1,4-Dichlorobenzene	< 0.15	0.15		ppbV	1	1/25/2013 8:52:00 PM
1,4-Dioxane	< 0.30	0.30		ppbV	1	1/25/2013 8:52:00 PM
2,2,4-trimethylpentane	< 0.15	0.15		ppbV	1	1/25/2013 8:52:00 PM
4-ethyltoluene	< 0.15	0.15		ppbV	1	1/25/2013 8:52:00 PM
Acetone	14	3.0		ppbV	10	1/26/2013 8:42:00 PM
Allyl chloride	< 0.15	0.15		ppbV	1	1/25/2013 8:52:00 PM
Benzene	0.28	0.15		ppbV	1	1/25/2013 8:52:00 PM
Benzyl chloride	< 0.15	0.15		ppbV	1	1/25/2013 8:52:00 PM
Bromodichloromethane	< 0.15	0.15		ppbV	1	1/25/2013 8:52:00 PM
Bromoform	< 0.15	0.15		ppbV	1	1/25/2013 8:52:00 PM
Bromomethane	< 0.15	0.15		ppbV	1	1/25/2013 8:52:00 PM
Carbon disulfide	< 0.15	0.15		ppbV	1	1/25/2013 8:52:00 PM
Carbon tetrachloride	0.11	0.040		ppbV	1	1/25/2013 8:52:00 PM
Chlorobenzene	< 0.15	0.15		ppbV	1	1/25/2013 8:52:00 PM
Chloroethane	< 0.15	0.15		ppbV	1	1/25/2013 8:52:00 PM
Chloroform	< 0.15	0.15		ppbV	1	1/25/2013 8:52:00 PM
Chloromethane	0.60	0.15		ppbV	1	1/25/2013 8:52:00 PM
cis-1,2-Dichloroethene	< 0.15	0.15		ppbV	1	1/25/2013 8:52:00 PM
cis-1,3-Dichloropropene	< 0.15	0.15		ppbV	1	1/25/2013 8:52:00 PM
Cyclohexane	< 0.15	0.15		ppbV	1	1/25/2013 8:52:00 PM
Dibromochloromethane	< 0.15	0.15		ppbV	1	1/25/2013 8:52:00 PM
Ethyl acetate	0.54	0.25		ppbV	1	1/25/2013 8:52:00 PM

Qualifiers:

**	Reporting Limit	.	Results reported are not blank corrected
B	Analyte detected in the associated Method Blank	E	Value above quantitation range
H	Holding times for preparation or analysis exceeded	J	Analyte detected at or below quantitation limits
JN	Non-routine analyte. Quantitation estimated.	ND	Not Detected at the Reporting Limit
S	Spike Recovery outside accepted recovery limits		

Centek Laboratories, LLC

Date: *01-Feb-13*

CLIENT:	Arcadis	**Client Sample ID:**	IA-VMP-5B
Lab Order:	C1301057	**Tag Number:**	193 261
Project:	LMC Corp NJ001050.0001	**Collection Date:**	1/23/2013
Lab ID:	C1301057-006A	**Matrix:**	AIR

Analyses	Result	**Limit	Qual	Units	DF	Date Analyzed
1UG/M3 W/ 0.25UG/M3 CT-TCE-VC		**TO-15**				Analyst: **RJP**
Ethylbenzene	0.17	0.15		ppbV	1	1/25/2013 8:52:00 PM
Freon 11	0.82	0.15		ppbV	1	1/25/2013 8:52:00 PM
Freon 113	0.18	0.15		ppbV	1	1/25/2013 8:52:00 PM
Freon 114	< 0.15	0.15		ppbV	1	1/25/2013 8:52:00 PM
Freon 12	0.61	0.15		ppbV	1	1/25/2013 8:52:00 PM
Heptane	1.4	0.15		ppbV	1	1/25/2013 8:52:00 PM
Hexachloro-1,3-butadiene	< 0.15	0.15		ppbV	1	1/25/2013 8:52:00 PM
Hexane	1.6	0.15		ppbV	1	1/25/2013 8:52:00 PM
Isopropyl alcohol	710	81		ppbV	540	1/27/2013 3:29:00 PM
m&p-Xylene	0.51	0.30		ppbV	1	1/25/2013 8:52:00 PM
Methyl Butyl Ketone	< 0.30	0.30		ppbV	1	1/25/2013 8:52:00 PM
Methyl Ethyl Ketone	0.86	0.30		ppbV	1	1/25/2013 8:52:00 PM
Methyl Isobutyl Ketone	0.10	0.30	J	ppbV	1	1/25/2013 8:52:00 PM
Methyl tert-butyl ether	< 0.15	0.15		ppbV	1	1/25/2013 8:52:00 PM
Methylene chloride	570	81		ppbV	540	1/27/2013 3:29:00 PM
o-Xylene	0.20	0.15		ppbV	1	1/25/2013 8:52:00 PM
Propylene	< 0.15	0.15		ppbV	1	1/25/2013 8:52:00 PM
Styrene	0.14	0.15	J	ppbV	1	1/25/2013 8:52:00 PM
Tetrachloroethylene	< 0.15	0.15		ppbV	1	1/25/2013 8:52:00 PM
Tetrahydrofuran	0.76	0.15		ppbV	1	1/25/2013 8:52:00 PM
Toluene	1.5	0.15		ppbV	1	1/25/2013 8:52:00 PM
trans-1,2-Dichloroethene	0.48	0.15		ppbV	1	1/25/2013 8:52:00 PM
trans-1,3-Dichloropropene	< 0.15	0.15		ppbV	1	1/25/2013 8:52:00 PM
Trichloroethene	0.35	0.040		ppbV	1	1/25/2013 8:52:00 PM
Vinyl acetate	< 0.15	0.15		ppbV	1	1/25/2013 8:52:00 PM
Vinyl Bromide	< 0.15	0.15		ppbV	1	1/25/2013 8:52:00 PM
Vinyl chloride	< 0.040	0.040		ppbV	1	1/25/2013 8:52:00 PM
Surr: Bromofluorobenzene	97.0	70-130		%REC	1	1/25/2013 8:52:00 PM

Qualifiers:				
	**	Reporting Limit	.	Results reported are not blank corrected
	B	Analyte detected in the associated Method Blank	E	Value above quantitation range
	H	Holding times for preparation or analysis exceeded	J	Analyte detected at or below quantitation limits
	JN	Non-routine analyte. Quantitation estimated.	ND	Not Detected at the Reporting Limit
	S	Spike Recovery outside accepted recovery limits		

Centek Laboratories, LLC

Date: *01-Feb-13*

CLIENT:	Arcadis	**Client Sample ID:**	SS-VMP-6A
Lab Order:	C1301057	**Tag Number:**	463 402
Project:	LMC Corp NJ001050.0001	**Collection Date:**	1/23/2013
Lab ID:	C1301057-007A	**Matrix:**	AIR

Analyses	Result	**Limit	Qual	Units	DF	Date Analyzed
FIELD PARAMETERS		**FLD**				Analyst:
Lab Vacuum In	-5			"Hg		1/25/2013
Lab Vacuum Out	-30			"Hg		1/25/2013
1UG/M3 BY METHOD TO15		**TO-15**				Analyst: **RJP**
1,1,1-Trichloroethane	< 0.15	0.15		ppbV	1	1/26/2013 7:00:00 AM
1,1,2,2-Tetrachloroethane	< 0.15	0.15		ppbV	1	1/26/2013 7:00:00 AM
1,1,2-Trichloroethane	< 0.15	0.15		ppbV	1	1/26/2013 7:00:00 AM
1,1-Dichloroethane	< 0.15	0.15		ppbV	1	1/26/2013 7:00:00 AM
1,1-Dichloroethene	< 0.15	0.15		ppbV	1	1/26/2013 7:00:00 AM
1,2,4-Trichlorobenzene	< 0.15	0.15		ppbV	1	1/26/2013 7:00:00 AM
1,2,4-Trimethylbenzene	0.56	0.15		ppbV	1	1/26/2013 7:00:00 AM
1,2-Dibromoethane	< 0.15	0.15		ppbV	1	1/26/2013 7:00:00 AM
1,2-Dichlorobenzene	< 0.15	0.15		ppbV	1	1/26/2013 7:00:00 AM
1,2-Dichloroethane	< 0.15	0.15		ppbV	1	1/26/2013 7:00:00 AM
1,2-Dichloropropane	< 0.15	0.15		ppbV	1	1/26/2013 7:00:00 AM
1,3,5-Trimethylbenzene	0.19	0.15		ppbV	1	1/26/2013 7:00:00 AM
1,3-butadiene	< 0.15	0.15		ppbV	1	1/26/2013 7:00:00 AM
1,3-Dichlorobenzene	< 0.15	0.15		ppbV	1	1/26/2013 7:00:00 AM
1,4-Dichlorobenzene	< 0.15	0.15		ppbV	1	1/26/2013 7:00:00 AM
1,4-Dioxane	< 0.30	0.30		ppbV	1	1/26/2013 7:00:00 AM
2,2,4-trimethylpentane	0.19	0.15		ppbV	1	1/26/2013 7:00:00 AM
4-ethyltoluene	0.19	0.15		ppbV	1	1/26/2013 7:00:00 AM
Acetone	17	3.0		ppbV	10	1/27/2013 8:23:00 PM
Allyl chloride	< 0.15	0.15		ppbV	1	1/26/2013 7:00:00 AM
Benzene	1.4	0.15		ppbV	1	1/26/2013 7:00:00 AM
Benzyl chloride	< 0.15	0.15		ppbV	1	1/26/2013 7:00:00 AM
Bromodichloromethane	< 0.15	0.15		ppbV	1	1/26/2013 7:00:00 AM
Bromoform	< 0.15	0.15		ppbV	1	1/26/2013 7:00:00 AM
Bromomethane	< 0.15	0.15		ppbV	1	1/26/2013 7:00:00 AM
Carbon disulfide	0.13	0.15	J	ppbV	1	1/26/2013 7:00:00 AM
Carbon tetrachloride	0.11	0.15	J	ppbV	1	1/26/2013 7:00:00 AM
Chlorobenzene	< 0.15	0.15		ppbV	1	1/26/2013 7:00:00 AM
Chloroethane	< 0.15	0.15		ppbV	1	1/26/2013 7:00:00 AM
Chloroform	< 0.15	0.15		ppbV	1	1/26/2013 7:00:00 AM
Chloromethane	0.72	0.15		ppbV	1	1/26/2013 7:00:00 AM
cis-1,2-Dichloroethene	< 0.15	0.15		ppbV	1	1/26/2013 7:00:00 AM
cis-1,3-Dichloropropene	< 0.15	0.15		ppbV	1	1/26/2013 7:00:00 AM
Cyclohexane	< 0.15	0.15		ppbV	1	1/26/2013 7:00:00 AM
Dibromochloromethane	< 0.15	0.15		ppbV	1	1/26/2013 7:00:00 AM
Ethyl acetate	1.4	0.25		ppbV	1	1/26/2013 7:00:00 AM

Qualifiers:

**	Reporting Limit	.	Results reported are not blank corrected
B	Analyte detected in the associated Method Blank	E	Value above quantitation range
H	Holding times for preparation or analysis exceeded	J	Analyte detected at or below quantitation limits
JN	Non-routine analyte. Quantitation estimated.	ND	Not Detected at the Reporting Limit
S	Spike Recovery outside accepted recovery limits		

Centek Laboratories, LLC

Date: *01-Feb-13*

CLIENT:	Arcadis	**Client Sample ID:**	SS-VMP-6A
Lab Order:	C1301057	**Tag Number:**	463 402
Project:	LMC Corp NJ001050.0001	**Collection Date:**	1/23/2013
Lab ID:	C1301057-007A	**Matrix:**	AIR

Analyses	Result	**Limit	Qual	Units	DF	Date Analyzed
1UG/M3 BY METHOD TO15		**TO-15**				Analyst: **RJP**
Ethylbenzene	1.4	0.15		ppbV	1	1/26/2013 7:00:00 AM
Freon 11	1.1	0.15		ppbV	1	1/26/2013 7:00:00 AM
Freon 113	0.12	0.15	J	ppbV	1	1/26/2013 7:00:00 AM
Freon 114	< 0.15	0.15		ppbV	1	1/26/2013 7:00:00 AM
Freon 12	0.73	0.15		ppbV	1	1/26/2013 7:00:00 AM
Heptane	1.8	0.15		ppbV	1	1/26/2013 7:00:00 AM
Hexachloro-1,3-butadiene	< 0.15	0.15		ppbV	1	1/26/2013 7:00:00 AM
Hexane	1.4	1.5	J	ppbV	10	1/27/2013 8:23:00 PM
Isopropyl alcohol	690	120		ppbV	810	1/28/2013 8:44:00 PM
m&p-Xylene	2.1	3.0	J	ppbV	10	1/27/2013 8:23:00 PM
Methyl Butyl Ketone	< 0.30	0.30		ppbV	1	1/26/2013 7:00:00 AM
Methyl Ethyl Ketone	1.1	0.30		ppbV	1	1/26/2013 7:00:00 AM
Methyl Isobutyl Ketone	0.32	0.30		ppbV	1	1/26/2013 7:00:00 AM
Methyl tert-butyl ether	< 0.15	0.15		ppbV	1	1/26/2013 7:00:00 AM
Methylene chloride	1200	120		ppbV	810	1/28/2013 8:44:00 PM
o-Xylene	0.92	0.15		ppbV	1	1/26/2013 7:00:00 AM
Propylene	< 0.15	0.15		ppbV	1	1/26/2013 7:00:00 AM
Styrene	0.26	0.15		ppbV	1	1/26/2013 7:00:00 AM
Tetrachloroethylene	0.14	0.15	J	ppbV	1	1/26/2013 7:00:00 AM
Tetrahydrofuran	1.0	0.15		ppbV	1	1/26/2013 7:00:00 AM
Toluene	9.9	1.5		ppbV	10	1/27/2013 8:23:00 PM
trans-1,2-Dichloroethene	0.34	0.15		ppbV	1	1/26/2013 7:00:00 AM
trans-1,3-Dichloropropene	< 0.15	0.15		ppbV	1	1/26/2013 7:00:00 AM
Trichloroethene	0.22	0.15		ppbV	1	1/26/2013 7:00:00 AM
Vinyl acetate	< 0.15	0.15		ppbV	1	1/26/2013 7:00:00 AM
Vinyl Bromide	< 0.15	0.15		ppbV	1	1/26/2013 7:00:00 AM
Vinyl chloride	< 0.15	0.15		ppbV	1	1/26/2013 7:00:00 AM
Surr: Bromofluorobenzene	109	70-130		%REC	1	1/26/2013 7:00:00 AM

Qualifiers:

**	Reporting Limit	.	Results reported are not blank corrected
B	Analyte detected in the associated Method Blank	E	Value above quantitation range
H	Holding times for preparation or analysis exceeded	J	Analyte detected at or below quantitation limits
JN	Non-routine analyte. Quantitation estimated.	ND	Not Detected at the Reporting Limit
S	Spike Recovery outside accepted recovery limits		

Centek Laboratories, LLC

Date: *01-Feb-13*

CLIENT:	Arcadis	**Client Sample ID:**	IA-VMP-6A
Lab Order:	C1301057	**Tag Number:**	336 295
Project:	LMC Corp NJ001050.0001	**Collection Date:**	1/23/2013
Lab ID:	C1301057-008A	**Matrix:**	AIR

Analyses	Result	**Limit	Qual	Units	DF	Date Analyzed
FIELD PARAMETERS		**FLD**				Analyst:
Lab Vacuum In	-5			"Hg		1/25/2013
Lab Vacuum Out	-30			"Hg		1/25/2013
1UG/M3 W/ 0.25UG/M3 CT-TCE-VC		**TO-15**				Analyst: **RJP**
1,1,1-Trichloroethane	< 0.15	0.15		ppbV	1	1/25/2013 9:25:00 PM
1,1,2,2-Tetrachloroethane	< 0.15	0.15		ppbV	1	1/25/2013 9:25:00 PM
1,1,2-Trichloroethane	< 0.15	0.15		ppbV	1	1/25/2013 9:25:00 PM
1,1-Dichloroethane	< 0.15	0.15		ppbV	1	1/25/2013 9:25:00 PM
1,1-Dichloroethene	< 0.15	0.15		ppbV	1	1/25/2013 9:25:00 PM
1,2,4-Trichlorobenzene	< 0.15	0.15		ppbV	1	1/25/2013 9:25:00 PM
1,2,4-Trimethylbenzene	0.51	0.15		ppbV	1	1/25/2013 9:25:00 PM
1,2-Dibromoethane	< 0.15	0.15		ppbV	1	1/25/2013 9:25:00 PM
1,2-Dichlorobenzene	< 0.15	0.15		ppbV	1	1/25/2013 9:25:00 PM
1,2-Dichloroethane	< 0.15	0.15		ppbV	1	1/25/2013 9:25:00 PM
1,2-Dichloropropane	< 0.15	0.15		ppbV	1	1/25/2013 9:25:00 PM
1,3,5-Trimethylbenzene	0.18	0.15		ppbV	1	1/25/2013 9:25:00 PM
1,3-butadiene	< 0.15	0.15		ppbV	1	1/25/2013 9:25:00 PM
1,3-Dichlorobenzene	< 0.15	0.15		ppbV	1	1/25/2013 9:25:00 PM
1,4-Dichlorobenzene	< 0.15	0.15		ppbV	1	1/25/2013 9:25:00 PM
1,4-Dioxane	< 0.30	0.30		ppbV	1	1/25/2013 9:25:00 PM
2,2,4-trimethylpentane	< 0.15	0.15		ppbV	1	1/25/2013 9:25:00 PM
4-ethyltoluene	0.13	0.15	J	ppbV	1	1/25/2013 9:25:00 PM
Acetone	15	3.0		ppbV	10	1/26/2013 9:15:00 PM
Allyl chloride	< 0.15	0.15		ppbV	1	1/25/2013 9:25:00 PM
Benzene	0.34	0.15		ppbV	1	1/25/2013 9:25:00 PM
Benzyl chloride	< 0.15	0.15		ppbV	1	1/25/2013 9:25:00 PM
Bromodichloromethane	< 0.15	0.15		ppbV	1	1/25/2013 9:25:00 PM
Bromoform	< 0.15	0.15		ppbV	1	1/25/2013 9:25:00 PM
Bromomethane	< 0.15	0.15		ppbV	1	1/25/2013 9:25:00 PM
Carbon disulfide	< 0.15	0.15		ppbV	1	1/25/2013 9:25:00 PM
Carbon tetrachloride	0.11	0.040		ppbV	1	1/25/2013 9:25:00 PM
Chlorobenzene	< 0.15	0.15		ppbV	1	1/25/2013 9:25:00 PM
Chloroethane	< 0.15	0.15		ppbV	1	1/25/2013 9:25:00 PM
Chloroform	< 0.15	0.15		ppbV	1	1/25/2013 9:25:00 PM
Chloromethane	0.69	0.15		ppbV	1	1/25/2013 9:25:00 PM
cis-1,2-Dichloroethene	< 0.15	0.15		ppbV	1	1/25/2013 9:25:00 PM
cis-1,3-Dichloropropene	< 0.15	0.15		ppbV	1	1/25/2013 9:25:00 PM
Cyclohexane	< 0.15	0.15		ppbV	1	1/25/2013 9:25:00 PM
Dibromochloromethane	< 0.15	0.15		ppbV	1	1/25/2013 9:25:00 PM
Ethyl acetate	0.64	0.25		ppbV	1	1/25/2013 9:25:00 PM

Qualifiers:

**	Reporting Limit	.	Results reported are not blank corrected
B	Analyte detected in the associated Method Blank	E	Value above quantitation range
H	Holding times for preparation or analysis exceeded	J	Analyte detected at or below quantitation limits
JN	Non-routine analyte. Quantitation estimated.	ND	Not Detected at the Reporting Limit
S	Spike Recovery outside accepted recovery limits		

Centek Laboratories, LLC

Date: *01-Feb-13*

CLIENT:	Arcadis	**Client Sample ID:**	IA-VMP-6A
Lab Order:	C1301057	**Tag Number:**	336 295
Project:	LMC Corp NJ001050.0001	**Collection Date:**	1/23/2013
Lab ID:	C1301057-008A	**Matrix:**	AIR

Analyses	Result	**Limit	Qual	Units	DF	Date Analyzed
1UG/M3 W/ 0.25UG/M3 CT-TCE-VC		**TO-15**				Analyst: **RJP**
Ethylbenzene	0.18	0.15		ppbV	1	1/25/2013 9:25:00 PM
Freon 11	0.84	0.15		ppbV	1	1/25/2013 9:25:00 PM
Freon 113	0.11	0.15	J	ppbV	1	1/25/2013 9:25:00 PM
Freon 114	< 0.15	0.15		ppbV	1	1/25/2013 9:25:00 PM
Freon 12	0.65	0.15		ppbV	1	1/25/2013 9:25:00 PM
Heptane	1.4	0.15		ppbV	1	1/25/2013 9:25:00 PM
Hexachloro-1,3-butadiene	< 0.15	0.15		ppbV	1	1/25/2013 9:25:00 PM
Hexane	2.0	0.15		ppbV	1	1/25/2013 9:25:00 PM
Isopropyl alcohol	700	120		ppbV	810	1/27/2013 4:02:00 PM
m&p-Xylene	0.61	0.30		ppbV	1	1/25/2013 9:25:00 PM
Methyl Butyl Ketone	< 0.30	0.30		ppbV	1	1/25/2013 9:25:00 PM
Methyl Ethyl Ketone	1.2	0.30		ppbV	1	1/25/2013 9:25:00 PM
Methyl Isobutyl Ketone	0.21	0.30	J	ppbV	1	1/25/2013 9:25:00 PM
Methyl tert-butyl ether	< 0.15	0.15		ppbV	1	1/25/2013 9:25:00 PM
Methylene chloride	400	120		ppbV	810	1/27/2013 4:02:00 PM
o-Xylene	0.24	0.15		ppbV	1	1/25/2013 9:25:00 PM
Propylene	< 0.15	0.15		ppbV	1	1/25/2013 9:25:00 PM
Styrene	0.27	0.15		ppbV	1	1/25/2013 9:25:00 PM
Tetrachloroethylene	< 0.15	0.15		ppbV	1	1/25/2013 9:25:00 PM
Tetrahydrofuran	1.6	0.15		ppbV	1	1/25/2013 9:25:00 PM
Toluene	1.5	0.15		ppbV	1	1/25/2013 9:25:00 PM
trans-1,2-Dichloroethene	0.47	0.15		ppbV	1	1/25/2013 9:25:00 PM
trans-1,3-Dichloropropene	< 0.15	0.15		ppbV	1	1/25/2013 9:25:00 PM
Trichloroethene	0.30	0.040		ppbV	1	1/25/2013 9:25:00 PM
Vinyl acetate	< 0.15	0.15		ppbV	1	1/25/2013 9:25:00 PM
Vinyl Bromide	< 0.15	0.15		ppbV	1	1/25/2013 9:25:00 PM
Vinyl chloride	< 0.040	0.040		ppbV	1	1/25/2013 9:25:00 PM
Surr: Bromofluorobenzene	103	70-130		%REC	1	1/25/2013 9:25:00 PM

Qualifiers:

**	Reporting Limit	.	Results reported are not blank corrected
B	Analyte detected in the associated Method Blank	E	Value above quantitation range
H	Holding times for preparation or analysis exceeded	J	Analyte detected at or below quantitation limits
JN	Non-routine analyte. Quantitation estimated.	ND	Not Detected at the Reporting Limit
S	Spike Recovery outside accepted recovery limits		

Centek Laboratories, LLC

Date: *01-Feb-13*

CLIENT:	Arcadis	**Client Sample ID:**	SS-VMP-7
Lab Order:	C1301057	**Tag Number:**	133 279
Project:	LMC Corp NJ001050.0001	**Collection Date:**	1/23/2013
Lab ID:	C1301057-009A	**Matrix:**	AIR

Analyses	Result	**Limit	Qual	Units	DF	Date Analyzed
FIELD PARAMETERS		**FLD**				Analyst:
Lab Vacuum In	-5			"Hg		1/25/2013
Lab Vacuum Out	-30			"Hg		1/25/2013
1UG/M3 BY METHOD TO15		**TO-15**				Analyst: **RJP**
1,1,1-Trichloroethane	< 0.15	0.15		ppbV	1	1/26/2013 7:35:00 AM
1,1,2,2-Tetrachloroethane	< 0.15	0.15		ppbV	1	1/26/2013 7:35:00 AM
1,1,2-Trichloroethane	< 0.15	0.15		ppbV	1	1/26/2013 7:35:00 AM
1,1-Dichloroethane	< 0.15	0.15		ppbV	1	1/26/2013 7:35:00 AM
1,1-Dichloroethene	< 0.15	0.15		ppbV	1	1/26/2013 7:35:00 AM
1,2,4-Trichlorobenzene	< 0.15	0.15		ppbV	1	1/26/2013 7:35:00 AM
1,2,4-Trimethylbenzene	0.50	0.15		ppbV	1	1/26/2013 7:35:00 AM
1,2-Dibromoethane	< 0.15	0.15		ppbV	1	1/26/2013 7:35:00 AM
1,2-Dichlorobenzene	< 0.15	0.15		ppbV	1	1/26/2013 7:35:00 AM
1,2-Dichloroethane	< 0.15	0.15		ppbV	1	1/26/2013 7:35:00 AM
1,2-Dichloropropane	< 0.15	0.15		ppbV	1	1/26/2013 7:35:00 AM
1,3,5-Trimethylbenzene	0.17	0.15		ppbV	1	1/26/2013 7:35:00 AM
1,3-butadiene	< 0.15	0.15		ppbV	1	1/26/2013 7:35:00 AM
1,3-Dichlorobenzene	< 0.15	0.15		ppbV	1	1/26/2013 7:35:00 AM
1,4-Dichlorobenzene	< 0.15	0.15		ppbV	1	1/26/2013 7:35:00 AM
1,4-Dioxane	< 0.30	0.30		ppbV	1	1/26/2013 7:35:00 AM
2,2,4-trimethylpentane	0.16	0.15		ppbV	1	1/26/2013 7:35:00 AM
4-ethyltoluene	0.19	0.15		ppbV	1	1/26/2013 7:35:00 AM
Acetone	16	3.0		ppbV	10	1/27/2013 8:55:00 PM
Allyl chloride	< 0.15	0.15		ppbV	1	1/26/2013 7:35:00 AM
Benzene	1.2	0.15		ppbV	1	1/26/2013 7:35:00 AM
Benzyl chloride	< 0.15	0.15		ppbV	1	1/26/2013 7:35:00 AM
Bromodichloromethane	< 0.15	0.15		ppbV	1	1/26/2013 7:35:00 AM
Bromoform	< 0.15	0.15		ppbV	1	1/26/2013 7:35:00 AM
Bromomethane	< 0.15	0.15		ppbV	1	1/26/2013 7:35:00 AM
Carbon disulfide	0.85	0.15		ppbV	1	1/26/2013 7:35:00 AM
Carbon tetrachloride	0.11	0.15	J	ppbV	1	1/26/2013 7:35:00 AM
Chlorobenzene	< 0.15	0.15		ppbV	1	1/26/2013 7:35:00 AM
Chloroethane	< 0.15	0.15		ppbV	1	1/26/2013 7:35:00 AM
Chloroform	< 0.15	0.15		ppbV	1	1/26/2013 7:35:00 AM
Chloromethane	0.74	0.15		ppbV	1	1/26/2013 7:35:00 AM
cis-1,2-Dichloroethene	< 0.15	0.15		ppbV	1	1/26/2013 7:35:00 AM
cis-1,3-Dichloropropene	< 0.15	0.15		ppbV	1	1/26/2013 7:35:00 AM
Cyclohexane	< 0.15	0.15		ppbV	1	1/26/2013 7:35:00 AM
Dibromochloromethane	< 0.15	0.15		ppbV	1	1/26/2013 7:35:00 AM
Ethyl acetate	1.0	0.25		ppbV	1	1/26/2013 7:35:00 AM

Qualifiers:

**	Reporting Limit	.	Results reported are not blank corrected
B	Analyte detected in the associated Method Blank	E	Value above quantitation range
H	Holding times for preparation or analysis exceeded	J	Analyte detected at or below quantitation limits
JN	Non-routine analyte. Quantitation estimated.	ND	Not Detected at the Reporting Limit
S	Spike Recovery outside accepted recovery limits		

Centek Laboratories, LLC

Date: *01-Feb-13*

CLIENT:	Arcadis	**Client Sample ID:**	SS-VMP-7
Lab Order:	C1301057	**Tag Number:**	133 279
Project:	LMC Corp NJ001050.0001	**Collection Date:**	1/23/2013
Lab ID:	C1301057-009A	**Matrix:**	AIR

Analyses	Result	**Limit	Qual	Units	DF	Date Analyzed
1UG/M3 BY METHOD TO15		**TO-15**				Analyst: **RJP**
Ethylbenzene	1.6	0.15		ppbV	1	1/26/2013 7:35:00 AM
Freon 11	1.3	0.15		ppbV	1	1/26/2013 7:35:00 AM
Freon 113	0.11	0.15	J	ppbV	1	1/26/2013 7:35:00 AM
Freon 114	< 0.15	0.15		ppbV	1	1/26/2013 7:35:00 AM
Freon 12	0.72	0.15		ppbV	1	1/26/2013 7:35:00 AM
Heptane	1.3	0.15		ppbV	1	1/26/2013 7:35:00 AM
Hexachloro-1,3-butadiene	< 0.15	0.15		ppbV	1	1/26/2013 7:35:00 AM
Hexane	1.6	0.15		ppbV	1	1/26/2013 7:35:00 AM
Isopropyl alcohol	760	120		ppbV	810	1/28/2013 9:16:00 PM
m&p-Xylene	2.9	3.0	J	ppbV	10	1/27/2013 8:55:00 PM
Methyl Butyl Ketone	< 0.30	0.30		ppbV	1	1/26/2013 7:35:00 AM
Methyl Ethyl Ketone	0.92	0.30		ppbV	1	1/26/2013 7:35:00 AM
Methyl Isobutyl Ketone	0.30	0.30		ppbV	1	1/26/2013 7:35:00 AM
Methyl tert-butyl ether	< 0.15	0.15		ppbV	1	1/26/2013 7:35:00 AM
Methylene chloride	1100	120		ppbV	810	1/28/2013 9:16:00 PM
o-Xylene	1.1	0.15		ppbV	1	1/26/2013 7:35:00 AM
Propylene	< 0.15	0.15		ppbV	1	1/26/2013 7:35:00 AM
Styrene	0.26	0.15		ppbV	1	1/26/2013 7:35:00 AM
Tetrachloroethylene	0.13	0.15	J	ppbV	1	1/26/2013 7:35:00 AM
Tetrahydrofuran	1.4	0.15		ppbV	1	1/26/2013 7:35:00 AM
Toluene	9.6	1.5		ppbV	10	1/27/2013 8:55:00 PM
trans-1,2-Dichloroethene	1.1	0.15		ppbV	1	1/26/2013 7:35:00 AM
trans-1,3-Dichloropropene	< 0.15	0.15		ppbV	1	1/26/2013 7:35:00 AM
Trichloroethene	0.22	0.15		ppbV	1	1/26/2013 7:35:00 AM
Vinyl acetate	< 0.15	0.15		ppbV	1	1/26/2013 7:35:00 AM
Vinyl Bromide	< 0.15	0.15		ppbV	1	1/26/2013 7:35:00 AM
Vinyl chloride	< 0.15	0.15		ppbV	1	1/26/2013 7:35:00 AM
Surr: Bromofluorobenzene	106	70-130		%REC	1	1/26/2013 7:35:00 AM

Qualifiers:

**	Reporting Limit	.	Results reported are not blank corrected
B	Analyte detected in the associated Method Blank	E	Value above quantitation range
H	Holding times for preparation or analysis exceeded	J	Analyte detected at or below quantitation limits
JN	Non-routine analyte. Quantitation estimated.	ND	Not Detected at the Reporting Limit
S	Spike Recovery outside accepted recovery limits		

Centek Laboratories, LLC

Date: *01-Feb-13*

CLIENT:	Arcadis	**Client Sample ID:**	IA-VMP-7
Lab Order:	C1301057	**Tag Number:**	360 401
Project:	LMC Corp NJ001050.0001	**Collection Date:**	1/23/2013
Lab ID:	C1301057-010A	**Matrix:**	AIR

Analyses	Result	**Limit	Qual	Units	DF	Date Analyzed
FIELD PARAMETERS		**FLD**				Analyst:
Lab Vacuum In	-5			"Hg		1/25/2013
Lab Vacuum Out	-30			"Hg		1/25/2013
1UG/M3 W/ 0.25UG/M3 CT-TCE-VC		**TO-15**				Analyst: **RJP**
1,1,1-Trichloroethane	< 0.15	0.15		ppbV	1	1/25/2013 9:59:00 PM
1,1,2,2-Tetrachloroethane	< 0.15	0.15		ppbV	1	1/25/2013 9:59:00 PM
1,1,2-Trichloroethane	< 0.15	0.15		ppbV	1	1/25/2013 9:59:00 PM
1,1-Dichloroethane	< 0.15	0.15		ppbV	1	1/25/2013 9:59:00 PM
1,1-Dichloroethene	< 0.15	0.15		ppbV	1	1/25/2013 9:59:00 PM
1,2,4-Trichlorobenzene	< 0.15	0.15		ppbV	1	1/25/2013 9:59:00 PM
1,2,4-Trimethylbenzene	0.34	0.15		ppbV	1	1/25/2013 9:59:00 PM
1,2-Dibromoethane	< 0.15	0.15		ppbV	1	1/25/2013 9:59:00 PM
1,2-Dichlorobenzene	< 0.15	0.15		ppbV	1	1/25/2013 9:59:00 PM
1,2-Dichloroethane	< 0.15	0.15		ppbV	1	1/25/2013 9:59:00 PM
1,2-Dichloropropane	< 0.15	0.15		ppbV	1	1/25/2013 9:59:00 PM
1,3,5-Trimethylbenzene	0.12	0.15	J	ppbV	1	1/25/2013 9:59:00 PM
1,3-butadiene	< 0.15	0.15		ppbV	1	1/25/2013 9:59:00 PM
1,3-Dichlorobenzene	< 0.15	0.15		ppbV	1	1/25/2013 9:59:00 PM
1,4-Dichlorobenzene	< 0.15	0.15		ppbV	1	1/25/2013 9:59:00 PM
1,4-Dioxane	< 0.30	0.30		ppbV	1	1/25/2013 9:59:00 PM
2,2,4-trimethylpentane	< 0.15	0.15		ppbV	1	1/25/2013 9:59:00 PM
4-ethyltoluene	0.10	0.15	J	ppbV	1	1/25/2013 9:59:00 PM
Acetone	14	3.0		ppbV	10	1/26/2013 9:49:00 PM
Allyl chloride	< 0.15	0.15		ppbV	1	1/25/2013 9:59:00 PM
Benzene	0.36	0.15		ppbV	1	1/25/2013 9:59:00 PM
Benzyl chloride	< 0.15	0.15		ppbV	1	1/25/2013 9:59:00 PM
Bromodichloromethane	< 0.15	0.15		ppbV	1	1/25/2013 9:59:00 PM
Bromoform	< 0.15	0.15		ppbV	1	1/25/2013 9:59:00 PM
Bromomethane	< 0.15	0.15		ppbV	1	1/25/2013 9:59:00 PM
Carbon disulfide	< 0.15	0.15		ppbV	1	1/25/2013 9:59:00 PM
Carbon tetrachloride	0.11	0.040		ppbV	1	1/25/2013 9:59:00 PM
Chlorobenzene	< 0.15	0.15		ppbV	1	1/25/2013 9:59:00 PM
Chloroethane	< 0.15	0.15		ppbV	1	1/25/2013 9:59:00 PM
Chloroform	< 0.15	0.15		ppbV	1	1/25/2013 9:59:00 PM
Chloromethane	0.72	0.15		ppbV	1	1/25/2013 9:59:00 PM
cis-1,2-Dichloroethene	< 0.15	0.15		ppbV	1	1/25/2013 9:59:00 PM
cis-1,3-Dichloropropene	< 0.15	0.15		ppbV	1	1/25/2013 9:59:00 PM
Cyclohexane	< 0.15	0.15		ppbV	1	1/25/2013 9:59:00 PM
Dibromochloromethane	< 0.15	0.15		ppbV	1	1/25/2013 9:59:00 PM
Ethyl acetate	0.43	0.25		ppbV	1	1/25/2013 9:59:00 PM

Qualifiers:

**	Reporting Limit	.	Results reported are not blank corrected
B	Analyte detected in the associated Method Blank	E	Value above quantitation range
H	Holding times for preparation or analysis exceeded	J	Analyte detected at or below quantitation limits
JN	Non-routine analyte. Quantitation estimated.	ND	Not Detected at the Reporting Limit
S	Spike Recovery outside accepted recovery limits		

Centek Laboratories, LLC

Date: *01-Feb-13*

CLIENT:	Arcadis	**Client Sample ID:**	IA-VMP-7
Lab Order:	C1301057	**Tag Number:**	360 401
Project:	LMC Corp NJ001050.0001	**Collection Date:**	1/23/2013
Lab ID:	C1301057-010A	**Matrix:**	AIR

Analyses	Result	**Limit	Qual	Units	DF	Date Analyzed
1UG/M3 W/ 0.25UG/M3 CT-TCE-VC		**TO-15**				Analyst: **RJP**
Ethylbenzene	0.17	0.15		ppbV	1	1/25/2013 9:59:00 PM
Freon 11	1.2	0.15		ppbV	1	1/25/2013 9:59:00 PM
Freon 113	0.11	0.15	J	ppbV	1	1/25/2013 9:59:00 PM
Freon 114	< 0.15	0.15		ppbV	1	1/25/2013 9:59:00 PM
Freon 12	0.67	0.15		ppbV	1	1/25/2013 9:59:00 PM
Heptane	1.1	0.15		ppbV	1	1/25/2013 9:59:00 PM
Hexachloro-1,3-butadiene	< 0.15	0.15		ppbV	1	1/25/2013 9:59:00 PM
Hexane	1.6	0.15		ppbV	1	1/25/2013 9:59:00 PM
Isopropyl alcohol	1300	120		ppbV	810	1/28/2013 1:27:00 PM
m&p-Xylene	0.58	0.30		ppbV	1	1/25/2013 9:59:00 PM
Methyl Butyl Ketone	< 0.30	0.30		ppbV	1	1/25/2013 9:59:00 PM
Methyl Ethyl Ketone	0.94	0.30		ppbV	1	1/25/2013 9:59:00 PM
Methyl Isobutyl Ketone	0.15	0.30	J	ppbV	1	1/25/2013 9:59:00 PM
Methyl tert-butyl ether	< 0.15	0.15		ppbV	1	1/25/2013 9:59:00 PM
Methylene chloride	1100	120		ppbV	810	1/28/2013 1:27:00 PM
o-Xylene	0.23	0.15		ppbV	1	1/25/2013 9:59:00 PM
Propylene	< 0.15	0.15		ppbV	1	1/25/2013 9:59:00 PM
Styrene	0.32	0.15		ppbV	1	1/25/2013 9:59:00 PM
Tetrachloroethylene	0.10	0.15	J	ppbV	1	1/25/2013 9:59:00 PM
Tetrahydrofuran	2.1	0.15		ppbV	1	1/25/2013 9:59:00 PM
Toluene	1.5	0.15		ppbV	1	1/25/2013 9:59:00 PM
trans-1,2-Dichloroethene	0.55	0.15		ppbV	1	1/25/2013 9:59:00 PM
trans-1,3-Dichloropropene	< 0.15	0.15		ppbV	1	1/25/2013 9:59:00 PM
Trichloroethene	0.46	0.040		ppbV	1	1/25/2013 9:59:00 PM
Vinyl acetate	< 0.15	0.15		ppbV	1	1/25/2013 9:59:00 PM
Vinyl Bromide	< 0.15	0.15		ppbV	1	1/25/2013 9:59:00 PM
Vinyl chloride	< 0.040	0.040		ppbV	1	1/25/2013 9:59:00 PM
Surr: Bromofluorobenzene	103	70-130		%REC	1	1/25/2013 9:59:00 PM

Qualifiers:				
	**	Reporting Limit	.	Results reported are not blank corrected
	B	Analyte detected in the associated Method Blank	E	Value above quantitation range
	H	Holding times for preparation or analysis exceeded	J	Analyte detected at or below quantitation limits
	JN	Non-routine analyte. Quantitation estimated.	ND	Not Detected at the Reporting Limit
	S	Spike Recovery outside accepted recovery limits		

Centek Laboratories, LLC

Date: *01-Feb-13*

CLIENT:	Arcadis	**Client Sample ID:**	IA-VMP-7A
Lab Order:	C1301057	**Tag Number:**	237 258
Project:	LMC Corp NJ001050.0001	**Collection Date:**	1/23/2013
Lab ID:	C1301057-011A	**Matrix:**	AIR

Analyses	Result	**Limit	Qual	Units	DF	Date Analyzed
FIELD PARAMETERS		**FLD**				Analyst:
Lab Vacuum In	-5			"Hg		1/25/2013
Lab Vacuum Out	-30			"Hg		1/25/2013
1UG/M3 W/ 0.25UG/M3 CT-TCE-VC		**TO-15**				Analyst: **RJP**
1,1,1-Trichloroethane	< 0.15	0.15		ppbV	1	1/25/2013 10:33:00 PM
1,1,2,2-Tetrachloroethane	< 0.15	0.15		ppbV	1	1/25/2013 10:33:00 PM
1,1,2-Trichloroethane	< 0.15	0.15		ppbV	1	1/25/2013 10:33:00 PM
1,1-Dichloroethane	< 0.15	0.15		ppbV	1	1/25/2013 10:33:00 PM
1,1-Dichloroethene	< 0.15	0.15		ppbV	1	1/25/2013 10:33:00 PM
1,2,4-Trichlorobenzene	< 0.15	0.15		ppbV	1	1/25/2013 10:33:00 PM
1,2,4-Trimethylbenzene	1.4	0.15		ppbV	1	1/25/2013 10:33:00 PM
1,2-Dibromoethane	< 0.15	0.15		ppbV	1	1/25/2013 10:33:00 PM
1,2-Dichlorobenzene	< 0.15	0.15		ppbV	1	1/25/2013 10:33:00 PM
1,2-Dichloroethane	< 0.15	0.15		ppbV	1	1/25/2013 10:33:00 PM
1,2-Dichloropropane	< 0.15	0.15		ppbV	1	1/25/2013 10:33:00 PM
1,3,5-Trimethylbenzene	0.30	0.15		ppbV	1	1/25/2013 10:33:00 PM
1,3-butadiene	< 0.15	0.15		ppbV	1	1/25/2013 10:33:00 PM
1,3-Dichlorobenzene	< 0.15	0.15		ppbV	1	1/25/2013 10:33:00 PM
1,4-Dichlorobenzene	< 0.15	0.15		ppbV	1	1/25/2013 10:33:00 PM
1,4-Dioxane	< 0.30	0.30		ppbV	1	1/25/2013 10:33:00 PM
2,2,4-trimethylpentane	< 0.15	0.15		ppbV	1	1/25/2013 10:33:00 PM
4-ethyltoluene	0.28	0.15		ppbV	1	1/25/2013 10:33:00 PM
Acetone	31	6.0		ppbV	20	1/26/2013 10:23:00 PM
Allyl chloride	< 0.15	0.15		ppbV	1	1/25/2013 10:33:00 PM
Benzene	0.34	0.15		ppbV	1	1/25/2013 10:33:00 PM
Benzyl chloride	< 0.15	0.15		ppbV	1	1/25/2013 10:33:00 PM
Bromodichloromethane	< 0.15	0.15		ppbV	1	1/25/2013 10:33:00 PM
Bromoform	< 0.15	0.15		ppbV	1	1/25/2013 10:33:00 PM
Bromomethane	< 0.15	0.15		ppbV	1	1/25/2013 10:33:00 PM
Carbon disulfide	< 0.15	0.15		ppbV	1	1/25/2013 10:33:00 PM
Carbon tetrachloride	0.11	0.040		ppbV	1	1/25/2013 10:33:00 PM
Chlorobenzene	< 0.15	0.15		ppbV	1	1/25/2013 10:33:00 PM
Chloroethane	< 0.15	0.15		ppbV	1	1/25/2013 10:33:00 PM
Chloroform	< 0.15	0.15		ppbV	1	1/25/2013 10:33:00 PM
Chloromethane	0.70	0.15		ppbV	1	1/25/2013 10:33:00 PM
cis-1,2-Dichloroethene	< 0.15	0.15		ppbV	1	1/25/2013 10:33:00 PM
cis-1,3-Dichloropropene	< 0.15	0.15		ppbV	1	1/25/2013 10:33:00 PM
Cyclohexane	< 0.15	0.15		ppbV	1	1/25/2013 10:33:00 PM
Dibromochloromethane	< 0.15	0.15		ppbV	1	1/25/2013 10:33:00 PM
Ethyl acetate	0.63	0.25		ppbV	1	1/25/2013 10:33:00 PM

Qualifiers:

**	Reporting Limit	.	Results reported are not blank corrected
B	Analyte detected in the associated Method Blank	E	Value above quantitation range
H	Holding times for preparation or analysis exceeded	J	Analyte detected at or below quantitation limits
JN	Non-routine analyte. Quantitation estimated.	ND	Not Detected at the Reporting Limit
S	Spike Recovery outside accepted recovery limits		

Centek Laboratories, LLC

Date: *01-Feb-13*

CLIENT:	Arcadis	**Client Sample ID:**	IA-VMP-7A
Lab Order:	C1301057	**Tag Number:**	237 258
Project:	LMC Corp NJ001050.0001	**Collection Date:**	1/23/2013
Lab ID:	C1301057-011A	**Matrix:**	AIR

Analyses	Result	**Limit	Qual	Units	DF	Date Analyzed
1UG/M3 W/ 0.25UG/M3 CT-TCE-VC		**TO-15**				Analyst: **RJP**
Ethylbenzene	0.26	0.15		ppbV	1	1/25/2013 10:33:00 PM
Freon 11	0.95	0.15		ppbV	1	1/25/2013 10:33:00 PM
Freon 113	0.12	0.15	J	ppbV	1	1/25/2013 10:33:00 PM
Freon 114	< 0.15	0.15		ppbV	1	1/25/2013 10:33:00 PM
Freon 12	0.62	0.15		ppbV	1	1/25/2013 10:33:00 PM
Heptane	1.4	0.15		ppbV	1	1/25/2013 10:33:00 PM
Hexachloro-1,3-butadiene	< 0.15	0.15		ppbV	1	1/25/2013 10:33:00 PM
Hexane	1.9	0.15		ppbV	1	1/25/2013 10:33:00 PM
Isopropyl alcohol	1400	240		ppbV	1620	1/27/2013 5:06:00 PM
m&p-Xylene	1.2	0.30		ppbV	1	1/25/2013 10:33:00 PM
Methyl Butyl Ketone	< 0.30	0.30		ppbV	1	1/25/2013 10:33:00 PM
Methyl Ethyl Ketone	1.2	0.30		ppbV	1	1/25/2013 10:33:00 PM
Methyl Isobutyl Ketone	0.17	0.30	J	ppbV	1	1/25/2013 10:33:00 PM
Methyl tert-butyl ether	< 0.15	0.15		ppbV	1	1/25/2013 10:33:00 PM
Methylene chloride	660	240		ppbV	1620	1/27/2013 5:06:00 PM
o-Xylene	0.45	0.15		ppbV	1	1/25/2013 10:33:00 PM
Propylene	< 0.15	0.15		ppbV	1	1/25/2013 10:33:00 PM
Styrene	0.30	0.15		ppbV	1	1/25/2013 10:33:00 PM
Tetrachloroethylene	< 0.15	0.15		ppbV	1	1/25/2013 10:33:00 PM
Tetrahydrofuran	1.6	0.15		ppbV	1	1/25/2013 10:33:00 PM
Toluene	1.8	0.15		ppbV	1	1/25/2013 10:33:00 PM
trans-1,2-Dichloroethene	0.45	0.15		ppbV	1	1/25/2013 10:33:00 PM
trans-1,3-Dichloropropene	< 0.15	0.15		ppbV	1	1/25/2013 10:33:00 PM
Trichloroethene	0.32	0.040		ppbV	1	1/25/2013 10:33:00 PM
Vinyl acetate	< 0.15	0.15		ppbV	1	1/25/2013 10:33:00 PM
Vinyl Bromide	< 0.15	0.15		ppbV	1	1/25/2013 10:33:00 PM
Vinyl chloride	< 0.040	0.040		ppbV	1	1/25/2013 10:33:00 PM
Surr: Bromofluorobenzene	111	70-130		%REC	1	1/25/2013 10:33:00 PM

Qualifiers:

**	Reporting Limit	.	Results reported are not blank corrected
B	Analyte detected in the associated Method Blank	E	Value above quantitation range
H	Holding times for preparation or analysis exceeded	J	Analyte detected at or below quantitation limits
JN	Non-routine analyte. Quantitation estimated.	ND	Not Detected at the Reporting Limit
S	Spike Recovery outside accepted recovery limits		

Centek Laboratories, LLC

Date: *01-Feb-13*

CLIENT:	Arcadis	**Client Sample ID:**	SS-VMP-7A
Lab Order:	C1301057	**Tag Number:**	325 299
Project:	LMC Corp NJ001050.0001	**Collection Date:**	1/23/2013
Lab ID:	C1301057-012A	**Matrix:**	AIR

Analyses	Result	**Limit	Qual	Units	DF	Date Analyzed
FIELD PARAMETERS		**FLD**				Analyst:
Lab Vacuum In	-5			"Hg		1/25/2013
Lab Vacuum Out	-30			"Hg		1/25/2013
1UG/M3 BY METHOD TO15		**TO-15**				Analyst: **RJP**
1,1,1-Trichloroethane	4.5	1.5		ppbV	10	1/28/2013 5:26:00 AM
1,1,2,2-Tetrachloroethane	< 0.15	0.15		ppbV	1	1/27/2013 10:02:00 PM
1,1,2-Trichloroethane	< 0.15	0.15		ppbV	1	1/27/2013 10:02:00 PM
1,1-Dichloroethane	0.22	0.15		ppbV	1	1/27/2013 10:02:00 PM
1,1-Dichloroethene	0.22	0.15		ppbV	1	1/27/2013 10:02:00 PM
1,2,4-Trichlorobenzene	< 0.15	0.15		ppbV	1	1/27/2013 10:02:00 PM
1,2,4-Trimethylbenzene	0.45	0.15		ppbV	1	1/27/2013 10:02:00 PM
1,2-Dibromoethane	< 0.15	0.15		ppbV	1	1/27/2013 10:02:00 PM
1,2-Dichlorobenzene	< 0.15	0.15		ppbV	1	1/27/2013 10:02:00 PM
1,2-Dichloroethane	< 0.15	0.15		ppbV	1	1/27/2013 10:02:00 PM
1,2-Dichloropropane	< 0.15	0.15		ppbV	1	1/27/2013 10:02:00 PM
1,3,5-Trimethylbenzene	0.18	0.15		ppbV	1	1/27/2013 10:02:00 PM
1,3-butadiene	< 0.15	0.15		ppbV	1	1/27/2013 10:02:00 PM
1,3-Dichlorobenzene	< 0.15	0.15		ppbV	1	1/27/2013 10:02:00 PM
1,4-Dichlorobenzene	< 0.15	0.15		ppbV	1	1/27/2013 10:02:00 PM
1,4-Dioxane	< 0.30	0.30		ppbV	1	1/27/2013 10:02:00 PM
2,2,4-trimethylpentane	0.29	0.15		ppbV	1	1/27/2013 10:02:00 PM
4-ethyltoluene	0.15	0.15		ppbV	1	1/27/2013 10:02:00 PM
Acetone	11	3.0		ppbV	10	1/28/2013 5:26:00 AM
Allyl chloride	< 0.15	0.15		ppbV	1	1/27/2013 10:02:00 PM
Benzene	2.3	1.5		ppbV	10	1/28/2013 5:26:00 AM
Benzyl chloride	< 0.15	0.15		ppbV	1	1/27/2013 10:02:00 PM
Bromodichloromethane	< 0.15	0.15		ppbV	1	1/27/2013 10:02:00 PM
Bromoform	< 0.15	0.15		ppbV	1	1/27/2013 10:02:00 PM
Bromomethane	< 0.15	0.15		ppbV	1	1/27/2013 10:02:00 PM
Carbon disulfide	0.63	0.15		ppbV	1	1/27/2013 10:02:00 PM
Carbon tetrachloride	0.11	0.15	J	ppbV	1	1/27/2013 10:02:00 PM
Chlorobenzene	< 0.15	0.15		ppbV	1	1/27/2013 10:02:00 PM
Chloroethane	< 0.15	0.15		ppbV	1	1/27/2013 10:02:00 PM
Chloroform	0.22	0.15		ppbV	1	1/27/2013 10:02:00 PM
Chloromethane	0.36	0.15		ppbV	1	1/27/2013 10:02:00 PM
cis-1,2-Dichloroethene	< 0.15	0.15		ppbV	1	1/27/2013 10:02:00 PM
cis-1,3-Dichloropropene	< 0.15	0.15		ppbV	1	1/27/2013 10:02:00 PM
Cyclohexane	< 0.15	0.15		ppbV	1	1/27/2013 10:02:00 PM
Dibromochloromethane	< 0.15	0.15		ppbV	1	1/27/2013 10:02:00 PM
Ethyl acetate	1.7	2.5	J	ppbV	10	1/28/2013 5:26:00 AM

Qualifiers:

**	Reporting Limit	.	Results reported are not blank corrected
B	Analyte detected in the associated Method Blank	E	Value above quantitation range
H	Holding times for preparation or analysis exceeded	J	Analyte detected at or below quantitation limits
JN	Non-routine analyte. Quantitation estimated.	ND	Not Detected at the Reporting Limit
S	Spike Recovery outside accepted recovery limits		

Centek Laboratories, LLC

Date: *01-Feb-13*

CLIENT:	Arcadis	**Client Sample ID:**	SS-VMP-7A
Lab Order:	C1301057	**Tag Number:**	325 299
Project:	LMC Corp NJ001050.0001	**Collection Date:**	1/23/2013
Lab ID:	C1301057-012A	**Matrix:**	AIR

Analyses	Result	**Limit	Qual	Units	DF	Date Analyzed
1UG/M3 BY METHOD TO15		**TO-15**				Analyst: **RJP**
Ethylbenzene	1.5	0.15		ppbV	1	1/27/2013 10:02:00 PM
Freon 11	0.96	0.15		ppbV	1	1/27/2013 10:02:00 PM
Freon 113	1.4	0.15		ppbV	1	1/27/2013 10:02:00 PM
Freon 114	< 0.15	0.15		ppbV	1	1/27/2013 10:02:00 PM
Freon 12	0.62	0.15		ppbV	1	1/27/2013 10:02:00 PM
Heptane	1.4	0.15		ppbV	1	1/27/2013 10:02:00 PM
Hexachloro-1,3-butadiene	< 0.15	0.15		ppbV	1	1/27/2013 10:02:00 PM
Hexane	0.92	0.15		ppbV	1	1/27/2013 10:02:00 PM
Isopropyl alcohol	450	40		ppbV	270	1/28/2013 9:50:00 PM
m&p-Xylene	2.2	3.0	J	ppbV	10	1/28/2013 5:26:00 AM
Methyl Butyl Ketone	< 0.30	0.30		ppbV	1	1/27/2013 10:02:00 PM
Methyl Ethyl Ketone	0.62	0.30		ppbV	1	1/27/2013 10:02:00 PM
Methyl Isobutyl Ketone	0.44	0.30		ppbV	1	1/27/2013 10:02:00 PM
Methyl tert-butyl ether	< 0.15	0.15		ppbV	1	1/27/2013 10:02:00 PM
Methylene chloride	240	40		ppbV	270	1/28/2013 9:50:00 PM
o-Xylene	0.92	0.15		ppbV	1	1/27/2013 10:02:00 PM
Propylene	< 0.15	0.15		ppbV	1	1/27/2013 10:02:00 PM
Styrene	0.22	0.15		ppbV	1	1/27/2013 10:02:00 PM
Tetrachloroethylene	0.34	0.15		ppbV	1	1/27/2013 10:02:00 PM
Tetrahydrofuran	0.38	0.15		ppbV	1	1/27/2013 10:02:00 PM
Toluene	13	1.5		ppbV	10	1/28/2013 5:26:00 AM
trans-1,2-Dichloroethene	0.44	0.15		ppbV	1	1/27/2013 10:02:00 PM
trans-1,3-Dichloropropene	< 0.15	0.15		ppbV	1	1/27/2013 10:02:00 PM
Trichloroethene	4.8	1.5		ppbV	10	1/28/2013 5:26:00 AM
Vinyl acetate	< 0.15	0.15		ppbV	1	1/27/2013 10:02:00 PM
Vinyl Bromide	< 0.15	0.15		ppbV	1	1/27/2013 10:02:00 PM
Vinyl chloride	< 0.15	0.15		ppbV	1	1/27/2013 10:02:00 PM
Surr: Bromofluorobenzene	95.0	70-130		%REC	1	1/27/2013 10:02:00 PM

Qualifiers:

**	Reporting Limit	.	Results reported are not blank corrected
B	Analyte detected in the associated Method Blank	E	Value above quantitation range
H	Holding times for preparation or analysis exceeded	J	Analyte detected at or below quantitation limits
JN	Non-routine analyte. Quantitation estimated.	ND	Not Detected at the Reporting Limit
S	Spike Recovery outside accepted recovery limits		

Centek Laboratories, LLC

Date: *01-Feb-13*

CLIENT:	Arcadis	**Client Sample ID:**	SS-VMP-3B
Lab Order:	C1301057	**Tag Number:**	571 145
Project:	LMC Corp NJ001050.0001	**Collection Date:**	1/24/2013
Lab ID:	C1301057-013A	**Matrix:**	AIR

Analyses	Result	**Limit	Qual	Units	DF	Date Analyzed
FIELD PARAMETERS		**FLD**				Analyst:
Lab Vacuum In	-5			"Hg		1/25/2013
Lab Vacuum Out	-30			"Hg		1/25/2013
1UG/M3 BY METHOD TO15		**TO-15**				Analyst: **RJP**
1,1,1-Trichloroethane	< 0.15	0.15		ppbV	1	1/27/2013 10:35:00 PM
1,1,2,2-Tetrachloroethane	< 0.15	0.15		ppbV	1	1/27/2013 10:35:00 PM
1,1,2-Trichloroethane	< 0.15	0.15		ppbV	1	1/27/2013 10:35:00 PM
1,1-Dichloroethane	< 0.15	0.15		ppbV	1	1/27/2013 10:35:00 PM
1,1-Dichloroethene	< 0.15	0.15		ppbV	1	1/27/2013 10:35:00 PM
1,2,4-Trichlorobenzene	< 0.15	0.15		ppbV	1	1/27/2013 10:35:00 PM
1,2,4-Trimethylbenzene	0.37	0.15		ppbV	1	1/27/2013 10:35:00 PM
1,2-Dibromoethane	< 0.15	0.15		ppbV	1	1/27/2013 10:35:00 PM
1,2-Dichlorobenzene	< 0.15	0.15		ppbV	1	1/27/2013 10:35:00 PM
1,2-Dichloroethane	< 0.15	0.15		ppbV	1	1/27/2013 10:35:00 PM
1,2-Dichloropropane	< 0.15	0.15		ppbV	1	1/27/2013 10:35:00 PM
1,3,5-Trimethylbenzene	0.13	0.15	J	ppbV	1	1/27/2013 10:35:00 PM
1,3-butadiene	< 0.15	0.15		ppbV	1	1/27/2013 10:35:00 PM
1,3-Dichlorobenzene	< 0.15	0.15		ppbV	1	1/27/2013 10:35:00 PM
1,4-Dichlorobenzene	< 0.15	0.15		ppbV	1	1/27/2013 10:35:00 PM
1,4-Dioxane	< 0.30	0.30		ppbV	1	1/27/2013 10:35:00 PM
2,2,4-trimethylpentane	< 0.15	0.15		ppbV	1	1/27/2013 10:35:00 PM
4-ethyltoluene	< 0.15	0.15		ppbV	1	1/27/2013 10:35:00 PM
Acetone	7.1	3.0		ppbV	10	1/28/2013 6:00:00 AM
Allyl chloride	< 0.15	0.15		ppbV	1	1/27/2013 10:35:00 PM
Benzene	0.52	0.15		ppbV	1	1/27/2013 10:35:00 PM
Benzyl chloride	< 0.15	0.15		ppbV	1	1/27/2013 10:35:00 PM
Bromodichloromethane	< 0.15	0.15		ppbV	1	1/27/2013 10:35:00 PM
Bromoform	< 0.15	0.15		ppbV	1	1/27/2013 10:35:00 PM
Bromomethane	< 0.15	0.15		ppbV	1	1/27/2013 10:35:00 PM
Carbon disulfide	< 0.15	0.15		ppbV	1	1/27/2013 10:35:00 PM
Carbon tetrachloride	0.12	0.15	J	ppbV	1	1/27/2013 10:35:00 PM
Chlorobenzene	< 0.15	0.15		ppbV	1	1/27/2013 10:35:00 PM
Chloroethane	< 0.15	0.15		ppbV	1	1/27/2013 10:35:00 PM
Chloroform	< 0.15	0.15		ppbV	1	1/27/2013 10:35:00 PM
Chloromethane	0.63	0.15		ppbV	1	1/27/2013 10:35:00 PM
cis-1,2-Dichloroethene	< 0.15	0.15		ppbV	1	1/27/2013 10:35:00 PM
cis-1,3-Dichloropropene	< 0.15	0.15		ppbV	1	1/27/2013 10:35:00 PM
Cyclohexane	< 0.15	0.15		ppbV	1	1/27/2013 10:35:00 PM
Dibromochloromethane	< 0.15	0.15		ppbV	1	1/27/2013 10:35:00 PM
Ethyl acetate	0.11	0.25	J	ppbV	1	1/27/2013 10:35:00 PM

Qualifiers:

**	Reporting Limit	.	Results reported are not blank corrected
B	Analyte detected in the associated Method Blank	E	Value above quantitation range
H	Holding times for preparation or analysis exceeded	J	Analyte detected at or below quantitation limits
JN	Non-routine analyte. Quantitation estimated.	ND	Not Detected at the Reporting Limit
S	Spike Recovery outside accepted recovery limits		

Centek Laboratories, LLC

Date: *01-Feb-13*

CLIENT:	Arcadis	**Client Sample ID:**	SS-VMP-3B
Lab Order:	C1301057	**Tag Number:**	571 145
Project:	LMC Corp NJ001050.0001	**Collection Date:**	1/24/2013
Lab ID:	C1301057-013A	**Matrix:**	AIR

Analyses	Result	**Limit	Qual	Units	DF	Date Analyzed
1UG/M3 BY METHOD TO15		**TO-15**				Analyst: **RJP**
Ethylbenzene	0.20	0.15		ppbV	1	1/27/2013 10:35:00 PM
Freon 11	1.6	0.15		ppbV	1	1/27/2013 10:35:00 PM
Freon 113	0.14	0.15	J	ppbV	1	1/27/2013 10:35:00 PM
Freon 114	< 0.15	0.15		ppbV	1	1/27/2013 10:35:00 PM
Freon 12	0.56	0.15		ppbV	1	1/27/2013 10:35:00 PM
Heptane	0.24	0.15		ppbV	1	1/27/2013 10:35:00 PM
Hexachloro-1,3-butadiene	< 0.15	0.15		ppbV	1	1/27/2013 10:35:00 PM
Hexane	0.16	0.15		ppbV	1	1/27/2013 10:35:00 PM
Isopropyl alcohol	98	14		ppbV	90	1/28/2013 10:23:00 PM
m&p-Xylene	0.53	0.30		ppbV	1	1/27/2013 10:35:00 PM
Methyl Butyl Ketone	< 0.30	0.30		ppbV	1	1/27/2013 10:35:00 PM
Methyl Ethyl Ketone	0.34	0.30		ppbV	1	1/27/2013 10:35:00 PM
Methyl Isobutyl Ketone	< 0.30	0.30		ppbV	1	1/27/2013 10:35:00 PM
Methyl tert-butyl ether	< 0.15	0.15		ppbV	1	1/27/2013 10:35:00 PM
Methylene chloride	55	14		ppbV	90	1/28/2013 10:23:00 PM
o-Xylene	0.17	0.15		ppbV	1	1/27/2013 10:35:00 PM
Propylene	< 0.15	0.15		ppbV	1	1/27/2013 10:35:00 PM
Styrene	0.32	0.15		ppbV	1	1/27/2013 10:35:00 PM
Tetrachloroethylene	< 0.15	0.15		ppbV	1	1/27/2013 10:35:00 PM
Tetrahydrofuran	0.29	0.15		ppbV	1	1/27/2013 10:35:00 PM
Toluene	0.60	0.15		ppbV	1	1/27/2013 10:35:00 PM
trans-1,2-Dichloroethene	0.72	0.15		ppbV	1	1/27/2013 10:35:00 PM
trans-1,3-Dichloropropene	< 0.15	0.15		ppbV	1	1/27/2013 10:35:00 PM
Trichloroethene	< 0.15	0.15		ppbV	1	1/27/2013 10:35:00 PM
Vinyl acetate	< 0.15	0.15		ppbV	1	1/27/2013 10:35:00 PM
Vinyl Bromide	< 0.15	0.15		ppbV	1	1/27/2013 10:35:00 PM
Vinyl chloride	< 0.15	0.15		ppbV	1	1/27/2013 10:35:00 PM
Surr: Bromofluorobenzene	92.0	70-130		%REC	1	1/27/2013 10:35:00 PM

Qualifiers:				
	**	Reporting Limit	.	Results reported are not blank corrected
	B	Analyte detected in the associated Method Blank	E	Value above quantitation range
	H	Holding times for preparation or analysis exceeded	J	Analyte detected at or below quantitation limits
	JN	Non-routine analyte. Quantitation estimated.	ND	Not Detected at the Reporting Limit
	S	Spike Recovery outside accepted recovery limits		

Centek Laboratories, LLC

Date: *01-Feb-13*

CLIENT:	Arcadis	**Client Sample ID:**	IA-VMP-3B
Lab Order:	C1301057	**Tag Number:**	327 300
Project:	LMC Corp NJ001050.0001	**Collection Date:**	1/24/2013
Lab ID:	C1301057-014A	**Matrix:**	AIR

Analyses	Result	**Limit	Qual	Units	DF	Date Analyzed
FIELD PARAMETERS		**FLD**				Analyst:
Lab Vacuum In	-5			"Hg		1/25/2013
Lab Vacuum Out	-30			"Hg		1/25/2013
1UG/M3 W/ 0.25UG/M3 CT-TCE-VC		**TO-15**				Analyst: **RJP**
1,1,1-Trichloroethane	< 0.15	0.15		ppbV	1	1/25/2013 11:07:00 PM
1,1,2,2-Tetrachloroethane	< 0.15	0.15		ppbV	1	1/25/2013 11:07:00 PM
1,1,2-Trichloroethane	< 0.15	0.15		ppbV	1	1/25/2013 11:07:00 PM
1,1-Dichloroethane	< 0.15	0.15		ppbV	1	1/25/2013 11:07:00 PM
1,1-Dichloroethene	< 0.15	0.15		ppbV	1	1/25/2013 11:07:00 PM
1,2,4-Trichlorobenzene	< 0.15	0.15		ppbV	1	1/25/2013 11:07:00 PM
1,2,4-Trimethylbenzene	0.66	0.15		ppbV	1	1/25/2013 11:07:00 PM
1,2-Dibromoethane	< 0.15	0.15		ppbV	1	1/25/2013 11:07:00 PM
1,2-Dichlorobenzene	< 0.15	0.15		ppbV	1	1/25/2013 11:07:00 PM
1,2-Dichloroethane	< 0.15	0.15		ppbV	1	1/25/2013 11:07:00 PM
1,2-Dichloropropane	< 0.15	0.15		ppbV	1	1/25/2013 11:07:00 PM
1,3,5-Trimethylbenzene	0.14	0.15	J	ppbV	1	1/25/2013 11:07:00 PM
1,3-butadiene	< 0.15	0.15		ppbV	1	1/25/2013 11:07:00 PM
1,3-Dichlorobenzene	< 0.15	0.15		ppbV	1	1/25/2013 11:07:00 PM
1,4-Dichlorobenzene	< 0.15	0.15		ppbV	1	1/25/2013 11:07:00 PM
1,4-Dioxane	< 0.30	0.30		ppbV	1	1/25/2013 11:07:00 PM
2,2,4-trimethylpentane	< 0.15	0.15		ppbV	1	1/25/2013 11:07:00 PM
4-ethyltoluene	< 0.15	0.15		ppbV	1	1/25/2013 11:07:00 PM
Acetone	3.9	0.30		ppbV	1	1/25/2013 11:07:00 PM
Allyl chloride	< 0.15	0.15		ppbV	1	1/25/2013 11:07:00 PM
Benzene	0.55	0.15		ppbV	1	1/25/2013 11:07:00 PM
Benzyl chloride	< 0.15	0.15		ppbV	1	1/25/2013 11:07:00 PM
Bromodichloromethane	< 0.15	0.15		ppbV	1	1/25/2013 11:07:00 PM
Bromoform	< 0.15	0.15		ppbV	1	1/25/2013 11:07:00 PM
Bromomethane	< 0.15	0.15		ppbV	1	1/25/2013 11:07:00 PM
Carbon disulfide	< 0.15	0.15		ppbV	1	1/25/2013 11:07:00 PM
Carbon tetrachloride	0.12	0.040		ppbV	1	1/25/2013 11:07:00 PM
Chlorobenzene	< 0.15	0.15		ppbV	1	1/25/2013 11:07:00 PM
Chloroethane	< 0.15	0.15		ppbV	1	1/25/2013 11:07:00 PM
Chloroform	< 0.15	0.15		ppbV	1	1/25/2013 11:07:00 PM
Chloromethane	0.65	0.15		ppbV	1	1/25/2013 11:07:00 PM
cis-1,2-Dichloroethene	< 0.15	0.15		ppbV	1	1/25/2013 11:07:00 PM
cis-1,3-Dichloropropene	< 0.15	0.15		ppbV	1	1/25/2013 11:07:00 PM
Cyclohexane	< 0.15	0.15		ppbV	1	1/25/2013 11:07:00 PM
Dibromochloromethane	< 0.15	0.15		ppbV	1	1/25/2013 11:07:00 PM
Ethyl acetate	0.10	0.25	J	ppbV	1	1/25/2013 11:07:00 PM

Qualifiers:

**	Reporting Limit	.	Results reported are not blank corrected
B	Analyte detected in the associated Method Blank	E	Value above quantitation range
H	Holding times for preparation or analysis exceeded	J	Analyte detected at or below quantitation limits
JN	Non-routine analyte. Quantitation estimated.	ND	Not Detected at the Reporting Limit
S	Spike Recovery outside accepted recovery limits		

Centek Laboratories, LLC

Date: *01-Feb-13*

CLIENT:	Arcadis	**Client Sample ID:**	IA-VMP-3B
Lab Order:	C1301057	**Tag Number:**	327 300
Project:	LMC Corp NJ001050.0001	**Collection Date:**	1/24/2013
Lab ID:	C1301057-014A	**Matrix:**	AIR

Analyses	Result	**Limit	Qual	Units	DF	Date Analyzed
1UG/M3 W/ 0.25UG/M3 CT-TCE-VC		**TO-15**				Analyst: **RJP**
Ethylbenzene	0.12	0.15	J	ppbV	1	1/25/2013 11:07:00 PM
Freon 11	1.8	0.15		ppbV	1	1/25/2013 11:07:00 PM
Freon 113	0.11	0.15	J	ppbV	1	1/25/2013 11:07:00 PM
Freon 114	< 0.15	0.15		ppbV	1	1/25/2013 11:07:00 PM
Freon 12	0.64	0.15		ppbV	1	1/25/2013 11:07:00 PM
Heptane	0.30	0.15		ppbV	1	1/25/2013 11:07:00 PM
Hexachloro-1,3-butadiene	< 0.15	0.15		ppbV	1	1/25/2013 11:07:00 PM
Hexane	0.14	0.15	J	ppbV	1	1/25/2013 11:07:00 PM
Isopropyl alcohol	130	14		ppbV	90	1/26/2013 10:56:00 PM
m&p-Xylene	0.36	0.30		ppbV	1	1/25/2013 11:07:00 PM
Methyl Butyl Ketone	< 0.30	0.30		ppbV	1	1/25/2013 11:07:00 PM
Methyl Ethyl Ketone	0.20	0.30	J	ppbV	1	1/25/2013 11:07:00 PM
Methyl Isobutyl Ketone	< 0.30	0.30		ppbV	1	1/25/2013 11:07:00 PM
Methyl tert-butyl ether	< 0.15	0.15		ppbV	1	1/25/2013 11:07:00 PM
Methylene chloride	51	14		ppbV	90	1/26/2013 10:56:00 PM
o-Xylene	0.18	0.15		ppbV	1	1/25/2013 11:07:00 PM
Propylene	< 0.15	0.15		ppbV	1	1/25/2013 11:07:00 PM
Styrene	0.32	0.15		ppbV	1	1/25/2013 11:07:00 PM
Tetrachloroethylene	< 0.15	0.15		ppbV	1	1/25/2013 11:07:00 PM
Tetrahydrofuran	1.0	0.15		ppbV	1	1/25/2013 11:07:00 PM
Toluene	0.81	0.15		ppbV	1	1/25/2013 11:07:00 PM
trans-1,2-Dichloroethene	1.6	0.15		ppbV	1	1/25/2013 11:07:00 PM
trans-1,3-Dichloropropene	< 0.15	0.15		ppbV	1	1/25/2013 11:07:00 PM
Trichloroethene	0.050	0.040		ppbV	1	1/25/2013 11:07:00 PM
Vinyl acetate	< 0.15	0.15		ppbV	1	1/25/2013 11:07:00 PM
Vinyl Bromide	< 0.15	0.15		ppbV	1	1/25/2013 11:07:00 PM
Vinyl chloride	< 0.040	0.040		ppbV	1	1/25/2013 11:07:00 PM
Surr: Bromofluorobenzene	99.0	70-130		%REC	1	1/25/2013 11:07:00 PM

Qualifiers:				
	**	Reporting Limit	.	Results reported are not blank corrected
	B	Analyte detected in the associated Method Blank	E	Value above quantitation range
	H	Holding times for preparation or analysis exceeded	J	Analyte detected at or below quantitation limits
	JN	Non-routine analyte. Quantitation estimated.	ND	Not Detected at the Reporting Limit
	S	Spike Recovery outside accepted recovery limits		

Centek Laboratories, LLC

Date: *01-Feb-13*

CLIENT:	Arcadis	**Client Sample ID:**	IA-VMP-DUP
Lab Order:	C1301057	**Tag Number:**	142 304
Project:	LMC Corp NJ001050.0001	**Collection Date:**	1/24/2013
Lab ID:	C1301057-015A	**Matrix:**	AIR

Analyses	Result	**Limit	Qual	Units	DF	Date Analyzed
FIELD PARAMETERS		**FLD**				Analyst:
Lab Vacuum In	-5			"Hg		1/25/2013
Lab Vacuum Out	-30			"Hg		1/25/2013
1UG/M3 W/ 0.25UG/M3 CT-TCE-VC		**TO-15**				Analyst: **RJP**
1,1,1-Trichloroethane	< 0.15	0.15		ppbV	1	1/25/2013 11:40:00 PM
1,1,2,2-Tetrachloroethane	< 0.15	0.15		ppbV	1	1/25/2013 11:40:00 PM
1,1,2-Trichloroethane	< 0.15	0.15		ppbV	1	1/25/2013 11:40:00 PM
1,1-Dichloroethane	< 0.15	0.15		ppbV	1	1/25/2013 11:40:00 PM
1,1-Dichloroethene	< 0.15	0.15		ppbV	1	1/25/2013 11:40:00 PM
1,2,4-Trichlorobenzene	< 0.15	0.15		ppbV	1	1/25/2013 11:40:00 PM
1,2,4-Trimethylbenzene	0.53	0.15		ppbV	1	1/25/2013 11:40:00 PM
1,2-Dibromoethane	< 0.15	0.15		ppbV	1	1/25/2013 11:40:00 PM
1,2-Dichlorobenzene	< 0.15	0.15		ppbV	1	1/25/2013 11:40:00 PM
1,2-Dichloroethane	< 0.15	0.15		ppbV	1	1/25/2013 11:40:00 PM
1,2-Dichloropropane	< 0.15	0.15		ppbV	1	1/25/2013 11:40:00 PM
1,3,5-Trimethylbenzene	0.10	0.15	J	ppbV	1	1/25/2013 11:40:00 PM
1,3-butadiene	< 0.15	0.15		ppbV	1	1/25/2013 11:40:00 PM
1,3-Dichlorobenzene	< 0.15	0.15		ppbV	1	1/25/2013 11:40:00 PM
1,4-Dichlorobenzene	< 0.15	0.15		ppbV	1	1/25/2013 11:40:00 PM
1,4-Dioxane	< 0.30	0.30		ppbV	1	1/25/2013 11:40:00 PM
2,2,4-trimethylpentane	< 0.15	0.15		ppbV	1	1/25/2013 11:40:00 PM
4-ethyltoluene	< 0.15	0.15		ppbV	1	1/25/2013 11:40:00 PM
Acetone	5.8	3.0		ppbV	10	1/27/2013 12:05:00 AM
Allyl chloride	< 0.15	0.15		ppbV	1	1/25/2013 11:40:00 PM
Benzene	0.56	0.15		ppbV	1	1/25/2013 11:40:00 PM
Benzyl chloride	< 0.15	0.15		ppbV	1	1/25/2013 11:40:00 PM
Bromodichloromethane	< 0.15	0.15		ppbV	1	1/25/2013 11:40:00 PM
Bromoform	< 0.15	0.15		ppbV	1	1/25/2013 11:40:00 PM
Bromomethane	< 0.15	0.15		ppbV	1	1/25/2013 11:40:00 PM
Carbon disulfide	< 0.15	0.15		ppbV	1	1/25/2013 11:40:00 PM
Carbon tetrachloride	0.12	0.040		ppbV	1	1/25/2013 11:40:00 PM
Chlorobenzene	< 0.15	0.15		ppbV	1	1/25/2013 11:40:00 PM
Chloroethane	< 0.15	0.15		ppbV	1	1/25/2013 11:40:00 PM
Chloroform	< 0.15	0.15		ppbV	1	1/25/2013 11:40:00 PM
Chloromethane	0.61	0.15		ppbV	1	1/25/2013 11:40:00 PM
cis-1,2-Dichloroethene	< 0.15	0.15		ppbV	1	1/25/2013 11:40:00 PM
cis-1,3-Dichloropropene	< 0.15	0.15		ppbV	1	1/25/2013 11:40:00 PM
Cyclohexane	< 0.15	0.15		ppbV	1	1/25/2013 11:40:00 PM
Dibromochloromethane	< 0.15	0.15		ppbV	1	1/25/2013 11:40:00 PM
Ethyl acetate	0.11	0.25	J	ppbV	1	1/25/2013 11:40:00 PM

Qualifiers:

**	Reporting Limit	.	Results reported are not blank corrected
B	Analyte detected in the associated Method Blank	E	Value above quantitation range
H	Holding times for preparation or analysis exceeded	J	Analyte detected at or below quantitation limits
JN	Non-routine analyte. Quantitation estimated.	ND	Not Detected at the Reporting Limit
S	Spike Recovery outside accepted recovery limits		

Centek Laboratories, LLC

Date: *01-Feb-13*

CLIENT:	Arcadis	**Client Sample ID:**	IA-VMP-DUP
Lab Order:	C1301057	**Tag Number:**	142 304
Project:	LMC Corp NJ001050.0001	**Collection Date:**	1/24/2013
Lab ID:	C1301057-015A	**Matrix:**	AIR

Analyses	Result	**Limit	Qual	Units	DF	Date Analyzed
1UG/M3 W/ 0.25UG/M3 CT-TCE-VC		**TO-15**				Analyst: **RJP**
Ethylbenzene	0.12	0.15	J	ppbV	1	1/25/2013 11:40:00 PM
Freon 11	1.8	0.15		ppbV	1	1/25/2013 11:40:00 PM
Freon 113	0.11	0.15	J	ppbV	1	1/25/2013 11:40:00 PM
Freon 114	< 0.15	0.15		ppbV	1	1/25/2013 11:40:00 PM
Freon 12	0.65	0.15		ppbV	1	1/25/2013 11:40:00 PM
Heptane	0.30	0.15		ppbV	1	1/25/2013 11:40:00 PM
Hexachloro-1,3-butadiene	< 0.15	0.15		ppbV	1	1/25/2013 11:40:00 PM
Hexane	0.18	0.15		ppbV	1	1/25/2013 11:40:00 PM
Isopropyl alcohol	140	14		ppbV	90	1/27/2013 5:39:00 PM
m&p-Xylene	0.28	0.30	J	ppbV	1	1/25/2013 11:40:00 PM
Methyl Butyl Ketone	< 0.30	0.30		ppbV	1	1/25/2013 11:40:00 PM
Methyl Ethyl Ketone	0.23	0.30	J	ppbV	1	1/25/2013 11:40:00 PM
Methyl Isobutyl Ketone	< 0.30	0.30		ppbV	1	1/25/2013 11:40:00 PM
Methyl tert-butyl ether	< 0.15	0.15		ppbV	1	1/25/2013 11:40:00 PM
Methylene chloride	59	14		ppbV	90	1/27/2013 5:39:00 PM
o-Xylene	0.13	0.15	J	ppbV	1	1/25/2013 11:40:00 PM
Propylene	< 0.15	0.15		ppbV	1	1/25/2013 11:40:00 PM
Styrene	0.31	0.15		ppbV	1	1/25/2013 11:40:00 PM
Tetrachloroethylene	< 0.15	0.15		ppbV	1	1/25/2013 11:40:00 PM
Tetrahydrofuran	1.2	0.15		ppbV	1	1/25/2013 11:40:00 PM
Toluene	0.76	0.15		ppbV	1	1/25/2013 11:40:00 PM
trans-1,2-Dichloroethene	1.8	0.15		ppbV	1	1/25/2013 11:40:00 PM
trans-1,3-Dichloropropene	< 0.15	0.15		ppbV	1	1/25/2013 11:40:00 PM
Trichloroethene	0.050	0.040		ppbV	1	1/25/2013 11:40:00 PM
Vinyl acetate	< 0.15	0.15		ppbV	1	1/25/2013 11:40:00 PM
Vinyl Bromide	< 0.15	0.15		ppbV	1	1/25/2013 11:40:00 PM
Vinyl chloride	< 0.040	0.040		ppbV	1	1/25/2013 11:40:00 PM
Surr: Bromofluorobenzene	95.0	70-130		%REC	1	1/25/2013 11:40:00 PM

Qualifiers:

**	Reporting Limit	.	Results reported are not blank corrected
B	Analyte detected in the associated Method Blank	E	Value above quantitation range
H	Holding times for preparation or analysis exceeded	J	Analyte detected at or below quantitation limits
JN	Non-routine analyte. Quantitation estimated.	ND	Not Detected at the Reporting Limit
S	Spike Recovery outside accepted recovery limits		

Centek Laboratories, LLC

Date: *01-Feb-13*

CLIENT:	Arcadis	**Client Sample ID:**	SS-VMP-3D
Lab Order:	C1301057	**Tag Number:**	494 393
Project:	LMC Corp NJ001050.0001	**Collection Date:**	1/24/2013
Lab ID:	C1301057-016A	**Matrix:**	AIR

Analyses	Result	**Limit	Qual	Units	DF	Date Analyzed
FIELD PARAMETERS		**FLD**				Analyst:
Lab Vacuum In	-3			"Hg		1/25/2013
Lab Vacuum Out	-30			"Hg		1/25/2013
1UG/M3 BY METHOD TO15		**TO-15**				Analyst: **RJP**
1,1,1-Trichloroethane	< 0.15	0.15		ppbV	1	1/27/2013 11:08:00 PM
1,1,2,2-Tetrachloroethane	< 0.15	0.15		ppbV	1	1/27/2013 11:08:00 PM
1,1,2-Trichloroethane	< 0.15	0.15		ppbV	1	1/27/2013 11:08:00 PM
1,1-Dichloroethane	< 0.15	0.15		ppbV	1	1/27/2013 11:08:00 PM
1,1-Dichloroethene	< 0.15	0.15		ppbV	1	1/27/2013 11:08:00 PM
1,2,4-Trichlorobenzene	< 0.15	0.15		ppbV	1	1/27/2013 11:08:00 PM
1,2,4-Trimethylbenzene	0.16	0.15		ppbV	1	1/27/2013 11:08:00 PM
1,2-Dibromoethane	< 0.15	0.15		ppbV	1	1/27/2013 11:08:00 PM
1,2-Dichlorobenzene	< 0.15	0.15		ppbV	1	1/27/2013 11:08:00 PM
1,2-Dichloroethane	< 0.15	0.15		ppbV	1	1/27/2013 11:08:00 PM
1,2-Dichloropropane	< 0.15	0.15		ppbV	1	1/27/2013 11:08:00 PM
1,3,5-Trimethylbenzene	< 0.15	0.15		ppbV	1	1/27/2013 11:08:00 PM
1,3-butadiene	< 0.15	0.15		ppbV	1	1/27/2013 11:08:00 PM
1,3-Dichlorobenzene	< 0.15	0.15		ppbV	1	1/27/2013 11:08:00 PM
1,4-Dichlorobenzene	< 0.15	0.15		ppbV	1	1/27/2013 11:08:00 PM
1,4-Dioxane	< 0.30	0.30		ppbV	1	1/27/2013 11:08:00 PM
2,2,4-trimethylpentane	< 0.15	0.15		ppbV	1	1/27/2013 11:08:00 PM
4-ethyltoluene	< 0.15	0.15		ppbV	1	1/27/2013 11:08:00 PM
Acetone	6.2	3.0		ppbV	10	1/28/2013 6:34:00 AM
Allyl chloride	< 0.15	0.15		ppbV	1	1/27/2013 11:08:00 PM
Benzene	0.54	0.15		ppbV	1	1/27/2013 11:08:00 PM
Benzyl chloride	< 0.15	0.15		ppbV	1	1/27/2013 11:08:00 PM
Bromodichloromethane	< 0.15	0.15		ppbV	1	1/27/2013 11:08:00 PM
Bromoform	< 0.15	0.15		ppbV	1	1/27/2013 11:08:00 PM
Bromomethane	< 0.15	0.15		ppbV	1	1/27/2013 11:08:00 PM
Carbon disulfide	< 0.15	0.15		ppbV	1	1/27/2013 11:08:00 PM
Carbon tetrachloride	0.13	0.15	J	ppbV	1	1/27/2013 11:08:00 PM
Chlorobenzene	< 0.15	0.15		ppbV	1	1/27/2013 11:08:00 PM
Chloroethane	< 0.15	0.15		ppbV	1	1/27/2013 11:08:00 PM
Chloroform	< 0.15	0.15		ppbV	1	1/27/2013 11:08:00 PM
Chloromethane	0.62	0.15		ppbV	1	1/27/2013 11:08:00 PM
cis-1,2-Dichloroethene	< 0.15	0.15		ppbV	1	1/27/2013 11:08:00 PM
cis-1,3-Dichloropropene	< 0.15	0.15		ppbV	1	1/27/2013 11:08:00 PM
Cyclohexane	< 0.15	0.15		ppbV	1	1/27/2013 11:08:00 PM
Dibromochloromethane	< 0.15	0.15		ppbV	1	1/27/2013 11:08:00 PM
Ethyl acetate	< 0.25	0.25		ppbV	1	1/27/2013 11:08:00 PM

Qualifiers:

**	Reporting Limit	.	Results reported are not blank corrected
B	Analyte detected in the associated Method Blank	E	Value above quantitation range
H	Holding times for preparation or analysis exceeded	J	Analyte detected at or below quantitation limits
JN	Non-routine analyte. Quantitation estimated.	ND	Not Detected at the Reporting Limit
S	Spike Recovery outside accepted recovery limits		

Centek Laboratories, LLC

Date: *01-Feb-13*

CLIENT:	Arcadis	**Client Sample ID:**	SS-VMP-3D
Lab Order:	C1301057	**Tag Number:**	494 393
Project:	LMC Corp NJ001050.0001	**Collection Date:**	1/24/2013
Lab ID:	C1301057-016A	**Matrix:**	AIR

Analyses	Result	**Limit	Qual	Units	DF	Date Analyzed
1UG/M3 BY METHOD TO15		**TO-15**				Analyst: **RJP**
Ethylbenzene	0.14	0.15	J	ppbV	1	1/27/2013 11:08:00 PM
Freon 11	2.0	0.15		ppbV	1	1/27/2013 11:08:00 PM
Freon 113	0.14	0.15	J	ppbV	1	1/27/2013 11:08:00 PM
Freon 114	< 0.15	0.15		ppbV	1	1/27/2013 11:08:00 PM
Freon 12	0.56	0.15		ppbV	1	1/27/2013 11:08:00 PM
Heptane	0.26	0.15		ppbV	1	1/27/2013 11:08:00 PM
Hexachloro-1,3-butadiene	< 0.15	0.15		ppbV	1	1/27/2013 11:08:00 PM
Hexane	0.11	0.15	J	ppbV	1	1/27/2013 11:08:00 PM
Isopropyl alcohol	130	14		ppbV	90	1/28/2013 10:56:00 PM
m&p-Xylene	0.26	0.30	J	ppbV	1	1/27/2013 11:08:00 PM
Methyl Butyl Ketone	< 0.30	0.30		ppbV	1	1/27/2013 11:08:00 PM
Methyl Ethyl Ketone	0.28	0.30	J	ppbV	1	1/27/2013 11:08:00 PM
Methyl Isobutyl Ketone	< 0.30	0.30		ppbV	1	1/27/2013 11:08:00 PM
Methyl tert-butyl ether	< 0.15	0.15		ppbV	1	1/27/2013 11:08:00 PM
Methylene chloride	70	14		ppbV	90	1/28/2013 10:56:00 PM
o-Xylene	0.11	0.15	J	ppbV	1	1/27/2013 11:08:00 PM
Propylene	< 0.15	0.15		ppbV	1	1/27/2013 11:08:00 PM
Styrene	0.35	0.15		ppbV	1	1/27/2013 11:08:00 PM
Tetrachloroethylene	< 0.15	0.15		ppbV	1	1/27/2013 11:08:00 PM
Tetrahydrofuran	0.15	0.15		ppbV	1	1/27/2013 11:08:00 PM
Toluene	0.58	0.15		ppbV	1	1/27/2013 11:08:00 PM
trans-1,2-Dichloroethene	0.26	0.15		ppbV	1	1/27/2013 11:08:00 PM
trans-1,3-Dichloropropene	< 0.15	0.15		ppbV	1	1/27/2013 11:08:00 PM
Trichloroethene	< 0.15	0.15		ppbV	1	1/27/2013 11:08:00 PM
Vinyl acetate	< 0.15	0.15		ppbV	1	1/27/2013 11:08:00 PM
Vinyl Bromide	< 0.15	0.15		ppbV	1	1/27/2013 11:08:00 PM
Vinyl chloride	< 0.15	0.15		ppbV	1	1/27/2013 11:08:00 PM
Surr: Bromofluorobenzene	89.0	70-130		%REC	1	1/27/2013 11:08:00 PM

Qualifiers:				
	**	Reporting Limit	.	Results reported are not blank corrected
	B	Analyte detected in the associated Method Blank	E	Value above quantitation range
	H	Holding times for preparation or analysis exceeded	J	Analyte detected at or below quantitation limits
	JN	Non-routine analyte. Quantitation estimated.	ND	Not Detected at the Reporting Limit
	S	Spike Recovery outside accepted recovery limits		

Centek Laboratories, LLC

Date: *01-Feb-13*

CLIENT:	Arcadis	**Client Sample ID:**	IA-VMP-3D
Lab Order:	C1301057	**Tag Number:**	353 120
Project:	LMC Corp NJ001050.0001	**Collection Date:**	1/24/2013
Lab ID:	C1301057-017A	**Matrix:**	AIR

Analyses	Result	**Limit	Qual	Units	DF	Date Analyzed
FIELD PARAMETERS		**FLD**				Analyst:
Lab Vacuum In	-3			"Hg		1/25/2013
Lab Vacuum Out	-30			"Hg		1/25/2013
1UG/M3 W/ 0.25UG/M3 CT-TCE-VC		**TO-15**				Analyst: **RJP**
1,1,1-Trichloroethane	< 0.15	0.15		ppbV	1	1/26/2013 12:14:00 AM
1,1,2,2-Tetrachloroethane	< 0.15	0.15		ppbV	1	1/26/2013 12:14:00 AM
1,1,2-Trichloroethane	< 0.15	0.15		ppbV	1	1/26/2013 12:14:00 AM
1,1-Dichloroethane	< 0.15	0.15		ppbV	1	1/26/2013 12:14:00 AM
1,1-Dichloroethene	< 0.15	0.15		ppbV	1	1/26/2013 12:14:00 AM
1,2,4-Trichlorobenzene	< 0.15	0.15		ppbV	1	1/26/2013 12:14:00 AM
1,2,4-Trimethylbenzene	0.17	0.15		ppbV	1	1/26/2013 12:14:00 AM
1,2-Dibromoethane	< 0.15	0.15		ppbV	1	1/26/2013 12:14:00 AM
1,2-Dichlorobenzene	< 0.15	0.15		ppbV	1	1/26/2013 12:14:00 AM
1,2-Dichloroethane	< 0.15	0.15		ppbV	1	1/26/2013 12:14:00 AM
1,2-Dichloropropane	< 0.15	0.15		ppbV	1	1/26/2013 12:14:00 AM
1,3,5-Trimethylbenzene	< 0.15	0.15		ppbV	1	1/26/2013 12:14:00 AM
1,3-butadiene	< 0.15	0.15		ppbV	1	1/26/2013 12:14:00 AM
1,3-Dichlorobenzene	< 0.15	0.15		ppbV	1	1/26/2013 12:14:00 AM
1,4-Dichlorobenzene	< 0.15	0.15		ppbV	1	1/26/2013 12:14:00 AM
1,4-Dioxane	< 0.30	0.30		ppbV	1	1/26/2013 12:14:00 AM
2,2,4-trimethylpentane	< 0.15	0.15		ppbV	1	1/26/2013 12:14:00 AM
4-ethyltoluene	< 0.15	0.15		ppbV	1	1/26/2013 12:14:00 AM
Acetone	3.5	3.0		ppbV	10	1/27/2013 1:11:00 AM
Allyl chloride	< 0.15	0.15		ppbV	1	1/26/2013 12:14:00 AM
Benzene	0.59	0.15		ppbV	1	1/26/2013 12:14:00 AM
Benzyl chloride	< 0.15	0.15		ppbV	1	1/26/2013 12:14:00 AM
Bromodichloromethane	< 0.15	0.15		ppbV	1	1/26/2013 12:14:00 AM
Bromoform	< 0.15	0.15		ppbV	1	1/26/2013 12:14:00 AM
Bromomethane	< 0.15	0.15		ppbV	1	1/26/2013 12:14:00 AM
Carbon disulfide	< 0.15	0.15		ppbV	1	1/26/2013 12:14:00 AM
Carbon tetrachloride	0.12	0.040		ppbV	1	1/26/2013 12:14:00 AM
Chlorobenzene	< 0.15	0.15		ppbV	1	1/26/2013 12:14:00 AM
Chloroethane	< 0.15	0.15		ppbV	1	1/26/2013 12:14:00 AM
Chloroform	< 0.15	0.15		ppbV	1	1/26/2013 12:14:00 AM
Chloromethane	0.60	0.15		ppbV	1	1/26/2013 12:14:00 AM
cis-1,2-Dichloroethene	< 0.15	0.15		ppbV	1	1/26/2013 12:14:00 AM
cis-1,3-Dichloropropene	< 0.15	0.15		ppbV	1	1/26/2013 12:14:00 AM
Cyclohexane	< 0.15	0.15		ppbV	1	1/26/2013 12:14:00 AM
Dibromochloromethane	< 0.15	0.15		ppbV	1	1/26/2013 12:14:00 AM
Ethyl acetate	< 0.25	0.25		ppbV	1	1/26/2013 12:14:00 AM

Qualifiers:

**	Reporting Limit	.	Results reported are not blank corrected
B	Analyte detected in the associated Method Blank	E	Value above quantitation range
H	Holding times for preparation or analysis exceeded	J	Analyte detected at or below quantitation limits
JN	Non-routine analyte. Quantitation estimated.	ND	Not Detected at the Reporting Limit
S	Spike Recovery outside accepted recovery limits		

Centek Laboratories, LLC

Date: *01-Feb-13*

CLIENT:	Arcadis	**Client Sample ID:**	IA-VMP-3D
Lab Order:	C1301057	**Tag Number:**	353 120
Project:	LMC Corp NJ001050.0001	**Collection Date:**	1/24/2013
Lab ID:	C1301057-017A	**Matrix:**	AIR

Analyses	Result	**Limit	Qual	Units	DF	Date Analyzed
1UG/M3 W/ 0.25UG/M3 CT-TCE-VC		**TO-15**				Analyst: **RJP**
Ethylbenzene	0.13	0.15	J	ppbV	1	1/26/2013 12:14:00 AM
Freon 11	2.1	1.5		ppbV	10	1/27/2013 1:11:00 AM
Freon 113	0.18	0.15		ppbV	1	1/26/2013 12:14:00 AM
Freon 114	< 0.15	0.15		ppbV	1	1/26/2013 12:14:00 AM
Freon 12	0.65	0.15		ppbV	1	1/26/2013 12:14:00 AM
Heptane	0.26	0.15		ppbV	1	1/26/2013 12:14:00 AM
Hexachloro-1,3-butadiene	< 0.15	0.15		ppbV	1	1/26/2013 12:14:00 AM
Hexane	0.12	0.15	J	ppbV	1	1/26/2013 12:14:00 AM
Isopropyl alcohol	110	6.0		ppbV	40	1/27/2013 1:45:00 AM
m&p-Xylene	0.24	0.30	J	ppbV	1	1/26/2013 12:14:00 AM
Methyl Butyl Ketone	< 0.30	0.30		ppbV	1	1/26/2013 12:14:00 AM
Methyl Ethyl Ketone	0.27	0.30	J	ppbV	1	1/26/2013 12:14:00 AM
Methyl Isobutyl Ketone	< 0.30	0.30		ppbV	1	1/26/2013 12:14:00 AM
Methyl tert-butyl ether	< 0.15	0.15		ppbV	1	1/26/2013 12:14:00 AM
Methylene chloride	75	6.0		ppbV	40	1/27/2013 1:45:00 AM
o-Xylene	0.11	0.15	J	ppbV	1	1/26/2013 12:14:00 AM
Propylene	< 0.15	0.15		ppbV	1	1/26/2013 12:14:00 AM
Styrene	0.39	0.15		ppbV	1	1/26/2013 12:14:00 AM
Tetrachloroethylene	< 0.15	0.15		ppbV	1	1/26/2013 12:14:00 AM
Tetrahydrofuran	< 0.15	0.15		ppbV	1	1/26/2013 12:14:00 AM
Toluene	0.84	0.15		ppbV	1	1/26/2013 12:14:00 AM
trans-1,2-Dichloroethene	0.22	0.15		ppbV	1	1/26/2013 12:14:00 AM
trans-1,3-Dichloropropene	< 0.15	0.15		ppbV	1	1/26/2013 12:14:00 AM
Trichloroethene	0.050	0.040		ppbV	1	1/26/2013 12:14:00 AM
Vinyl acetate	< 0.15	0.15		ppbV	1	1/26/2013 12:14:00 AM
Vinyl Bromide	< 0.15	0.15		ppbV	1	1/26/2013 12:14:00 AM
Vinyl chloride	< 0.040	0.040		ppbV	1	1/26/2013 12:14:00 AM
Surr: Bromofluorobenzene	93.0	70-130		%REC	1	1/26/2013 12:14:00 AM

Qualifiers:

**	Reporting Limit	.	Results reported are not blank corrected
B	Analyte detected in the associated Method Blank	E	Value above quantitation range
H	Holding times for preparation or analysis exceeded	J	Analyte detected at or below quantitation limits
JN	Non-routine analyte. Quantitation estimated.	ND	Not Detected at the Reporting Limit
S	Spike Recovery outside accepted recovery limits		

Centek Laboratories, LLC

Date: *01-Feb-13*

CLIENT:	Arcadis	**Client Sample ID:**	SS-VMP-3E
Lab Order:	C1301057	**Tag Number:**	354 277
Project:	LMC Corp NJ001050.0001	**Collection Date:**	1/24/2013
Lab ID:	C1301057-018A	**Matrix:**	AIR

Analyses	Result	**Limit	Qual	Units	DF	Date Analyzed
FIELD PARAMETERS		**FLD**				Analyst:
Lab Vacuum In	-4			"Hg		1/25/2013
Lab Vacuum Out	-30			"Hg		1/25/2013
1UG/M3 BY METHOD TO15		**TO-15**				Analyst: **RJP**
1,1,1-Trichloroethane	< 0.15	0.15		ppbV	1	1/27/2013 11:42:00 PM
1,1,2,2-Tetrachloroethane	< 0.15	0.15		ppbV	1	1/27/2013 11:42:00 PM
1,1,2-Trichloroethane	< 0.15	0.15		ppbV	1	1/27/2013 11:42:00 PM
1,1-Dichloroethane	< 0.15	0.15		ppbV	1	1/27/2013 11:42:00 PM
1,1-Dichloroethene	< 0.15	0.15		ppbV	1	1/27/2013 11:42:00 PM
1,2,4-Trichlorobenzene	< 0.15	0.15		ppbV	1	1/27/2013 11:42:00 PM
1,2,4-Trimethylbenzene	0.12	0.15	J	ppbV	1	1/27/2013 11:42:00 PM
1,2-Dibromoethane	< 0.15	0.15		ppbV	1	1/27/2013 11:42:00 PM
1,2-Dichlorobenzene	< 0.15	0.15		ppbV	1	1/27/2013 11:42:00 PM
1,2-Dichloroethane	< 0.15	0.15		ppbV	1	1/27/2013 11:42:00 PM
1,2-Dichloropropane	< 0.15	0.15		ppbV	1	1/27/2013 11:42:00 PM
1,3,5-Trimethylbenzene	< 0.15	0.15		ppbV	1	1/27/2013 11:42:00 PM
1,3-butadiene	< 0.15	0.15		ppbV	1	1/27/2013 11:42:00 PM
1,3-Dichlorobenzene	< 0.15	0.15		ppbV	1	1/27/2013 11:42:00 PM
1,4-Dichlorobenzene	< 0.15	0.15		ppbV	1	1/27/2013 11:42:00 PM
1,4-Dioxane	< 0.30	0.30		ppbV	1	1/27/2013 11:42:00 PM
2,2,4-trimethylpentane	< 0.15	0.15		ppbV	1	1/27/2013 11:42:00 PM
4-ethyltoluene	< 0.15	0.15		ppbV	1	1/27/2013 11:42:00 PM
Acetone	3.5	3.0		ppbV	10	1/28/2013 7:08:00 AM
Allyl chloride	< 0.15	0.15		ppbV	1	1/27/2013 11:42:00 PM
Benzene	0.61	0.15		ppbV	1	1/27/2013 11:42:00 PM
Benzyl chloride	< 0.15	0.15		ppbV	1	1/27/2013 11:42:00 PM
Bromodichloromethane	< 0.15	0.15		ppbV	1	1/27/2013 11:42:00 PM
Bromoform	< 0.15	0.15		ppbV	1	1/27/2013 11:42:00 PM
Bromomethane	< 0.15	0.15		ppbV	1	1/27/2013 11:42:00 PM
Carbon disulfide	< 0.15	0.15		ppbV	1	1/27/2013 11:42:00 PM
Carbon tetrachloride	0.10	0.15	J	ppbV	1	1/27/2013 11:42:00 PM
Chlorobenzene	< 0.15	0.15		ppbV	1	1/27/2013 11:42:00 PM
Chloroethane	< 0.15	0.15		ppbV	1	1/27/2013 11:42:00 PM
Chloroform	< 0.15	0.15		ppbV	1	1/27/2013 11:42:00 PM
Chloromethane	0.48	0.15		ppbV	1	1/27/2013 11:42:00 PM
cis-1,2-Dichloroethene	< 0.15	0.15		ppbV	1	1/27/2013 11:42:00 PM
cis-1,3-Dichloropropene	< 0.15	0.15		ppbV	1	1/27/2013 11:42:00 PM
Cyclohexane	< 0.15	0.15		ppbV	1	1/27/2013 11:42:00 PM
Dibromochloromethane	< 0.15	0.15		ppbV	1	1/27/2013 11:42:00 PM
Ethyl acetate	< 0.25	0.25		ppbV	1	1/27/2013 11:42:00 PM

Qualifiers:

**	Reporting Limit	.	Results reported are not blank corrected
B	Analyte detected in the associated Method Blank	E	Value above quantitation range
H	Holding times for preparation or analysis exceeded	J	Analyte detected at or below quantitation limits
JN	Non-routine analyte. Quantitation estimated.	ND	Not Detected at the Reporting Limit
S	Spike Recovery outside accepted recovery limits		

Centek Laboratories, LLC

Date: *01-Feb-13*

CLIENT:	Arcadis	**Client Sample ID:**	SS-VMP-3E
Lab Order:	C1301057	**Tag Number:**	354 277
Project:	LMC Corp NJ001050.0001	**Collection Date:**	1/24/2013
Lab ID:	C1301057-018A	**Matrix:**	AIR

Analyses	Result	**Limit	Qual	Units	DF	Date Analyzed
1UG/M3 BY METHOD TO15		**TO-15**				Analyst: **RJP**
Ethylbenzene	0.16	0.15		ppbV	1	1/27/2013 11:42:00 PM
Freon 11	5.8	1.5		ppbV	10	1/28/2013 7:08:00 AM
Freon 113	< 0.15	0.15		ppbV	1	1/27/2013 11:42:00 PM
Freon 114	< 0.15	0.15		ppbV	1	1/27/2013 11:42:00 PM
Freon 12	0.52	0.15		ppbV	1	1/27/2013 11:42:00 PM
Heptane	0.11	0.15	J	ppbV	1	1/27/2013 11:42:00 PM
Hexachloro-1,3-butadiene	< 0.15	0.15		ppbV	1	1/27/2013 11:42:00 PM
Hexane	0.11	0.15	J	ppbV	1	1/27/2013 11:42:00 PM
Isopropyl alcohol	15	1.5		ppbV	10	1/28/2013 7:08:00 AM
m&p-Xylene	0.30	0.30		ppbV	1	1/27/2013 11:42:00 PM
Methyl Butyl Ketone	< 0.30	0.30		ppbV	1	1/27/2013 11:42:00 PM
Methyl Ethyl Ketone	0.35	0.30		ppbV	1	1/27/2013 11:42:00 PM
Methyl Isobutyl Ketone	< 0.30	0.30		ppbV	1	1/27/2013 11:42:00 PM
Methyl tert-butyl ether	< 0.15	0.15		ppbV	1	1/27/2013 11:42:00 PM
Methylene chloride	7.1	1.5		ppbV	10	1/28/2013 7:08:00 AM
o-Xylene	< 0.15	0.15		ppbV	1	1/27/2013 11:42:00 PM
Propylene	< 0.15	0.15		ppbV	1	1/27/2013 11:42:00 PM
Styrene	0.17	0.15		ppbV	1	1/27/2013 11:42:00 PM
Tetrachloroethylene	< 0.15	0.15		ppbV	1	1/27/2013 11:42:00 PM
Tetrahydrofuran	< 0.15	0.15		ppbV	1	1/27/2013 11:42:00 PM
Toluene	0.49	0.15		ppbV	1	1/27/2013 11:42:00 PM
trans-1,2-Dichloroethene	< 0.15	0.15		ppbV	1	1/27/2013 11:42:00 PM
trans-1,3-Dichloropropene	< 0.15	0.15		ppbV	1	1/27/2013 11:42:00 PM
Trichloroethene	< 0.15	0.15		ppbV	1	1/27/2013 11:42:00 PM
Vinyl acetate	< 0.15	0.15		ppbV	1	1/27/2013 11:42:00 PM
Vinyl Bromide	< 0.15	0.15		ppbV	1	1/27/2013 11:42:00 PM
Vinyl chloride	< 0.15	0.15		ppbV	1	1/27/2013 11:42:00 PM
Surr: Bromofluorobenzene	86.0	70-130		%REC	1	1/27/2013 11:42:00 PM

Qualifiers:				
	**	Reporting Limit	.	Results reported are not blank corrected
	B	Analyte detected in the associated Method Blank	E	Value above quantitation range
	H	Holding times for preparation or analysis exceeded	J	Analyte detected at or below quantitation limits
	JN	Non-routine analyte. Quantitation estimated.	ND	Not Detected at the Reporting Limit
	S	Spike Recovery outside accepted recovery limits		

Centek Laboratories, LLC

Date: *01-Feb-13*

CLIENT:	Arcadis	**Client Sample ID:**	IA-VMP-3E
Lab Order:	C1301057	**Tag Number:**	203 375
Project:	LMC Corp NJ001050.0001	**Collection Date:**	1/24/2013
Lab ID:	C1301057-019A	**Matrix:**	AIR

Analyses	Result	**Limit	Qual	Units	DF	Date Analyzed
FIELD PARAMETERS		**FLD**				Analyst:
Lab Vacuum In	-5			"Hg		1/25/2013
Lab Vacuum Out	-30			"Hg		1/25/2013
1UG/M3 W/ 0.25UG/M3 CT-TCE-VC		**TO-15**				Analyst: **RJP**
1,1,1-Trichloroethane	< 0.15	0.15		ppbV	1	1/26/2013 12:48:00 AM
1,1,2,2-Tetrachloroethane	< 0.15	0.15		ppbV	1	1/26/2013 12:48:00 AM
1,1,2-Trichloroethane	< 0.15	0.15		ppbV	1	1/26/2013 12:48:00 AM
1,1-Dichloroethane	< 0.15	0.15		ppbV	1	1/26/2013 12:48:00 AM
1,1-Dichloroethene	< 0.15	0.15		ppbV	1	1/26/2013 12:48:00 AM
1,2,4-Trichlorobenzene	< 0.15	0.15		ppbV	1	1/26/2013 12:48:00 AM
1,2,4-Trimethylbenzene	0.18	0.15		ppbV	1	1/26/2013 12:48:00 AM
1,2-Dibromoethane	< 0.15	0.15		ppbV	1	1/26/2013 12:48:00 AM
1,2-Dichlorobenzene	< 0.15	0.15		ppbV	1	1/26/2013 12:48:00 AM
1,2-Dichloroethane	< 0.15	0.15		ppbV	1	1/26/2013 12:48:00 AM
1,2-Dichloropropane	< 0.15	0.15		ppbV	1	1/26/2013 12:48:00 AM
1,3,5-Trimethylbenzene	< 0.15	0.15		ppbV	1	1/26/2013 12:48:00 AM
1,3-butadiene	< 0.15	0.15		ppbV	1	1/26/2013 12:48:00 AM
1,3-Dichlorobenzene	< 0.15	0.15		ppbV	1	1/26/2013 12:48:00 AM
1,4-Dichlorobenzene	< 0.15	0.15		ppbV	1	1/26/2013 12:48:00 AM
1,4-Dioxane	< 0.30	0.30		ppbV	1	1/26/2013 12:48:00 AM
2,2,4-trimethylpentane	< 0.15	0.15		ppbV	1	1/26/2013 12:48:00 AM
4-ethyltoluene	< 0.15	0.15		ppbV	1	1/26/2013 12:48:00 AM
Acetone	4.1	3.0		ppbV	10	1/27/2013 2:18:00 AM
Allyl chloride	< 0.15	0.15		ppbV	1	1/26/2013 12:48:00 AM
Benzene	0.43	0.15		ppbV	1	1/26/2013 12:48:00 AM
Benzyl chloride	< 0.15	0.15		ppbV	1	1/26/2013 12:48:00 AM
Bromodichloromethane	< 0.15	0.15		ppbV	1	1/26/2013 12:48:00 AM
Bromoform	< 0.15	0.15		ppbV	1	1/26/2013 12:48:00 AM
Bromomethane	< 0.15	0.15		ppbV	1	1/26/2013 12:48:00 AM
Carbon disulfide	0.10	0.15	J	ppbV	1	1/26/2013 12:48:00 AM
Carbon tetrachloride	0.12	0.040		ppbV	1	1/26/2013 12:48:00 AM
Chlorobenzene	< 0.15	0.15		ppbV	1	1/26/2013 12:48:00 AM
Chloroethane	< 0.15	0.15		ppbV	1	1/26/2013 12:48:00 AM
Chloroform	< 0.15	0.15		ppbV	1	1/26/2013 12:48:00 AM
Chloromethane	0.57	0.15		ppbV	1	1/26/2013 12:48:00 AM
cis-1,2-Dichloroethene	< 0.15	0.15		ppbV	1	1/26/2013 12:48:00 AM
cis-1,3-Dichloropropene	< 0.15	0.15		ppbV	1	1/26/2013 12:48:00 AM
Cyclohexane	< 0.15	0.15		ppbV	1	1/26/2013 12:48:00 AM
Dibromochloromethane	< 0.15	0.15		ppbV	1	1/26/2013 12:48:00 AM
Ethyl acetate	< 0.25	0.25		ppbV	1	1/26/2013 12:48:00 AM

Qualifiers:

**	Reporting Limit	.	Results reported are not blank corrected
B	Analyte detected in the associated Method Blank	E	Value above quantitation range
H	Holding times for preparation or analysis exceeded	J	Analyte detected at or below quantitation limits
JN	Non-routine analyte. Quantitation estimated.	ND	Not Detected at the Reporting Limit
S	Spike Recovery outside accepted recovery limits		

Centek Laboratories, LLC

Date: *01-Feb-13*

CLIENT:	Arcadis	**Client Sample ID:**	IA-VMP-3E
Lab Order:	C1301057	**Tag Number:**	203 375
Project:	LMC Corp NJ001050.0001	**Collection Date:**	1/24/2013
Lab ID:	C1301057-019A	**Matrix:**	AIR

Analyses	Result	**Limit	Qual	Units	DF	Date Analyzed
1UG/M3 W/ 0.25UG/M3 CT-TCE-VC		**TO-15**				Analyst: **RJP**
Ethylbenzene	< 0.15	0.15		ppbV	1	1/26/2013 12:48:00 AM
Freon 11	3.4	1.5		ppbV	10	1/27/2013 2:18:00 AM
Freon 113	0.16	0.15		ppbV	1	1/26/2013 12:48:00 AM
Freon 114	< 0.15	0.15		ppbV	1	1/26/2013 12:48:00 AM
Freon 12	0.63	0.15		ppbV	1	1/26/2013 12:48:00 AM
Heptane	0.13	0.15	J	ppbV	1	1/26/2013 12:48:00 AM
Hexachloro-1,3-butadiene	< 0.15	0.15		ppbV	1	1/26/2013 12:48:00 AM
Hexane	< 0.15	0.15		ppbV	1	1/26/2013 12:48:00 AM
Isopropyl alcohol	71	6.0		ppbV	40	1/27/2013 2:52:00 AM
m&p-Xylene	0.23	0.30	J	ppbV	1	1/26/2013 12:48:00 AM
Methyl Butyl Ketone	< 0.30	0.30		ppbV	1	1/26/2013 12:48:00 AM
Methyl Ethyl Ketone	0.35	0.30		ppbV	1	1/26/2013 12:48:00 AM
Methyl Isobutyl Ketone	< 0.30	0.30		ppbV	1	1/26/2013 12:48:00 AM
Methyl tert-butyl ether	< 0.15	0.15		ppbV	1	1/26/2013 12:48:00 AM
Methylene chloride	9.9	1.5		ppbV	10	1/27/2013 2:18:00 AM
o-Xylene	< 0.15	0.15		ppbV	1	1/26/2013 12:48:00 AM
Propylene	< 0.15	0.15		ppbV	1	1/26/2013 12:48:00 AM
Styrene	0.20	0.15		ppbV	1	1/26/2013 12:48:00 AM
Tetrachloroethylene	< 0.15	0.15		ppbV	1	1/26/2013 12:48:00 AM
Tetrahydrofuran	< 0.15	0.15		ppbV	1	1/26/2013 12:48:00 AM
Toluene	0.66	0.15		ppbV	1	1/26/2013 12:48:00 AM
trans-1,2-Dichloroethene	0.25	0.15		ppbV	1	1/26/2013 12:48:00 AM
trans-1,3-Dichloropropene	< 0.15	0.15		ppbV	1	1/26/2013 12:48:00 AM
Trichloroethene	0.050	0.040		ppbV	1	1/26/2013 12:48:00 AM
Vinyl acetate	< 0.15	0.15		ppbV	1	1/26/2013 12:48:00 AM
Vinyl Bromide	< 0.15	0.15		ppbV	1	1/26/2013 12:48:00 AM
Vinyl chloride	< 0.040	0.040		ppbV	1	1/26/2013 12:48:00 AM
Surr: Bromofluorobenzene	99.0	70-130		%REC	1	1/26/2013 12:48:00 AM

Qualifiers:

**	Reporting Limit	.	Results reported are not blank corrected
B	Analyte detected in the associated Method Blank	E	Value above quantitation range
H	Holding times for preparation or analysis exceeded	J	Analyte detected at or below quantitation limits
JN	Non-routine analyte. Quantitation estimated.	ND	Not Detected at the Reporting Limit
S	Spike Recovery outside accepted recovery limits		

Centek Laboratories, LLC

Date: *01-Feb-13*

CLIENT:	Arcadis	**Client Sample ID:**	SS-VMP-1B
Lab Order:	C1301057	**Tag Number:**	464 296
Project:	LMC Corp NJ001050.0001	**Collection Date:**	1/24/2013
Lab ID:	C1301057-020A	**Matrix:**	AIR

Analyses	Result	**Limit	Qual	Units	DF	Date Analyzed
FIELD PARAMETERS		**FLD**				Analyst:
Lab Vacuum In	-7			"Hg		1/25/2013
Lab Vacuum Out	-30			"Hg		1/25/2013
1UG/M3 BY METHOD TO15		**TO-15**				Analyst: **RJP**
1,1,1-Trichloroethane	< 0.15	0.15		ppbV	1	1/28/2013 12:15:00 AM
1,1,2,2-Tetrachloroethane	< 0.15	0.15		ppbV	1	1/28/2013 12:15:00 AM
1,1,2-Trichloroethane	< 0.15	0.15		ppbV	1	1/28/2013 12:15:00 AM
1,1-Dichloroethane	< 0.15	0.15		ppbV	1	1/28/2013 12:15:00 AM
1,1-Dichloroethene	< 0.15	0.15		ppbV	1	1/28/2013 12:15:00 AM
1,2,4-Trichlorobenzene	< 0.15	0.15		ppbV	1	1/28/2013 12:15:00 AM
1,2,4-Trimethylbenzene	0.23	0.15		ppbV	1	1/28/2013 12:15:00 AM
1,2-Dibromoethane	< 0.15	0.15		ppbV	1	1/28/2013 12:15:00 AM
1,2-Dichlorobenzene	< 0.15	0.15		ppbV	1	1/28/2013 12:15:00 AM
1,2-Dichloroethane	< 0.15	0.15		ppbV	1	1/28/2013 12:15:00 AM
1,2-Dichloropropane	< 0.15	0.15		ppbV	1	1/28/2013 12:15:00 AM
1,3,5-Trimethylbenzene	< 0.15	0.15		ppbV	1	1/28/2013 12:15:00 AM
1,3-butadiene	< 0.15	0.15		ppbV	1	1/28/2013 12:15:00 AM
1,3-Dichlorobenzene	< 0.15	0.15		ppbV	1	1/28/2013 12:15:00 AM
1,4-Dichlorobenzene	< 0.15	0.15		ppbV	1	1/28/2013 12:15:00 AM
1,4-Dioxane	< 0.30	0.30		ppbV	1	1/28/2013 12:15:00 AM
2,2,4-trimethylpentane	< 0.15	0.15		ppbV	1	1/28/2013 12:15:00 AM
4-ethyltoluene	< 0.15	0.15		ppbV	1	1/28/2013 12:15:00 AM
Acetone	6.9	3.0		ppbV	10	1/28/2013 7:42:00 AM
Allyl chloride	< 0.15	0.15		ppbV	1	1/28/2013 12:15:00 AM
Benzene	0.41	0.15		ppbV	1	1/28/2013 12:15:00 AM
Benzyl chloride	< 0.15	0.15		ppbV	1	1/28/2013 12:15:00 AM
Bromodichloromethane	< 0.15	0.15		ppbV	1	1/28/2013 12:15:00 AM
Bromoform	< 0.15	0.15		ppbV	1	1/28/2013 12:15:00 AM
Bromomethane	< 0.15	0.15		ppbV	1	1/28/2013 12:15:00 AM
Carbon disulfide	< 0.15	0.15		ppbV	1	1/28/2013 12:15:00 AM
Carbon tetrachloride	0.11	0.15	J	ppbV	1	1/28/2013 12:15:00 AM
Chlorobenzene	< 0.15	0.15		ppbV	1	1/28/2013 12:15:00 AM
Chloroethane	< 0.15	0.15		ppbV	1	1/28/2013 12:15:00 AM
Chloroform	< 0.15	0.15		ppbV	1	1/28/2013 12:15:00 AM
Chloromethane	0.58	0.15		ppbV	1	1/28/2013 12:15:00 AM
cis-1,2-Dichloroethene	< 0.15	0.15		ppbV	1	1/28/2013 12:15:00 AM
cis-1,3-Dichloropropene	< 0.15	0.15		ppbV	1	1/28/2013 12:15:00 AM
Cyclohexane	< 0.15	0.15		ppbV	1	1/28/2013 12:15:00 AM
Dibromochloromethane	< 0.15	0.15		ppbV	1	1/28/2013 12:15:00 AM
Ethyl acetate	< 0.25	0.25		ppbV	1	1/28/2013 12:15:00 AM

Qualifiers:

**	Reporting Limit	.	Results reported are not blank corrected
B	Analyte detected in the associated Method Blank	E	Value above quantitation range
H	Holding times for preparation or analysis exceeded	J	Analyte detected at or below quantitation limits
JN	Non-routine analyte. Quantitation estimated.	ND	Not Detected at the Reporting Limit
S	Spike Recovery outside accepted recovery limits		

Centek Laboratories, LLC

Date: *01-Feb-13*

CLIENT:	Arcadis	**Client Sample ID:**	SS-VMP-1B
Lab Order:	C1301057	**Tag Number:**	464 296
Project:	LMC Corp NJ001050.0001	**Collection Date:**	1/24/2013
Lab ID:	C1301057-020A	**Matrix:**	AIR

Analyses	Result	**Limit	Qual	Units	DF	Date Analyzed
1UG/M3 BY METHOD TO15		**TO-15**				Analyst: **RJP**
Ethylbenzene	0.18	0.15		ppbV	1	1/28/2013 12:15:00 AM
Freon 11	7.7	1.5		ppbV	10	1/28/2013 7:42:00 AM
Freon 113	0.15	0.15		ppbV	1	1/28/2013 12:15:00 AM
Freon 114	< 0.15	0.15		ppbV	1	1/28/2013 12:15:00 AM
Freon 12	0.53	0.15		ppbV	1	1/28/2013 12:15:00 AM
Heptane	0.14	0.15	J	ppbV	1	1/28/2013 12:15:00 AM
Hexachloro-1,3-butadiene	< 0.15	0.15		ppbV	1	1/28/2013 12:15:00 AM
Hexane	< 0.15	0.15		ppbV	1	1/28/2013 12:15:00 AM
Isopropyl alcohol	77	14		ppbV	90	1/28/2013 11:29:00 PM
m&p-Xylene	0.37	0.30		ppbV	1	1/28/2013 12:15:00 AM
Methyl Butyl Ketone	< 0.30	0.30		ppbV	1	1/28/2013 12:15:00 AM
Methyl Ethyl Ketone	0.28	0.30	J	ppbV	1	1/28/2013 12:15:00 AM
Methyl Isobutyl Ketone	< 0.30	0.30		ppbV	1	1/28/2013 12:15:00 AM
Methyl tert-butyl ether	< 0.15	0.15		ppbV	1	1/28/2013 12:15:00 AM
Methylene chloride	12	1.5		ppbV	10	1/28/2013 7:42:00 AM
o-Xylene	0.13	0.15	J	ppbV	1	1/28/2013 12:15:00 AM
Propylene	< 0.15	0.15		ppbV	1	1/28/2013 12:15:00 AM
Styrene	0.59	0.15		ppbV	1	1/28/2013 12:15:00 AM
Tetrachloroethylene	< 0.15	0.15		ppbV	1	1/28/2013 12:15:00 AM
Tetrahydrofuran	0.25	0.15		ppbV	1	1/28/2013 12:15:00 AM
Toluene	0.55	0.15		ppbV	1	1/28/2013 12:15:00 AM
trans-1,2-Dichloroethene	0.60	0.15		ppbV	1	1/28/2013 12:15:00 AM
trans-1,3-Dichloropropene	< 0.15	0.15		ppbV	1	1/28/2013 12:15:00 AM
Trichloroethene	< 0.15	0.15		ppbV	1	1/28/2013 12:15:00 AM
Vinyl acetate	< 0.15	0.15		ppbV	1	1/28/2013 12:15:00 AM
Vinyl Bromide	< 0.15	0.15		ppbV	1	1/28/2013 12:15:00 AM
Vinyl chloride	< 0.15	0.15		ppbV	1	1/28/2013 12:15:00 AM
Surr: Bromofluorobenzene	83.0	70-130		%REC	1	1/28/2013 12:15:00 AM

Qualifiers:				
	**	Reporting Limit	.	Results reported are not blank corrected
	B	Analyte detected in the associated Method Blank	E	Value above quantitation range
	H	Holding times for preparation or analysis exceeded	J	Analyte detected at or below quantitation limits
	JN	Non-routine analyte. Quantitation estimated.	ND	Not Detected at the Reporting Limit
	S	Spike Recovery outside accepted recovery limits		

Centek Laboratories, LLC

Date: *01-Feb-13*

CLIENT:	Arcadis	**Client Sample ID:**	IA-VMP-1B
Lab Order:	C1301057	**Tag Number:**	359 260
Project:	LMC Corp NJ001050.0001	**Collection Date:**	1/24/2013
Lab ID:	C1301057-021A	**Matrix:**	AIR

Analyses	Result	**Limit	Qual	Units	DF	Date Analyzed
FIELD PARAMETERS		**FLD**				Analyst:
Lab Vacuum In	-4			"Hg		1/25/2013
Lab Vacuum Out	-30			"Hg		1/25/2013
1UG/M3 W/ 0.25UG/M3 CT-TCE-VC		**TO-15**				Analyst: **RJP**
1,1,1-Trichloroethane	< 0.15	0.15		ppbV	1	1/26/2013 1:21:00 AM
1,1,2,2-Tetrachloroethane	< 0.15	0.15		ppbV	1	1/26/2013 1:21:00 AM
1,1,2-Trichloroethane	< 0.15	0.15		ppbV	1	1/26/2013 1:21:00 AM
1,1-Dichloroethane	< 0.15	0.15		ppbV	1	1/26/2013 1:21:00 AM
1,1-Dichloroethene	< 0.15	0.15		ppbV	1	1/26/2013 1:21:00 AM
1,2,4-Trichlorobenzene	< 0.15	0.15		ppbV	1	1/26/2013 1:21:00 AM
1,2,4-Trimethylbenzene	0.16	0.15		ppbV	1	1/26/2013 1:21:00 AM
1,2-Dibromoethane	< 0.15	0.15		ppbV	1	1/26/2013 1:21:00 AM
1,2-Dichlorobenzene	< 0.15	0.15		ppbV	1	1/26/2013 1:21:00 AM
1,2-Dichloroethane	< 0.15	0.15		ppbV	1	1/26/2013 1:21:00 AM
1,2-Dichloropropane	< 0.15	0.15		ppbV	1	1/26/2013 1:21:00 AM
1,3,5-Trimethylbenzene	< 0.15	0.15		ppbV	1	1/26/2013 1:21:00 AM
1,3-butadiene	< 0.15	0.15		ppbV	1	1/26/2013 1:21:00 AM
1,3-Dichlorobenzene	< 0.15	0.15		ppbV	1	1/26/2013 1:21:00 AM
1,4-Dichlorobenzene	< 0.15	0.15		ppbV	1	1/26/2013 1:21:00 AM
1,4-Dioxane	< 0.30	0.30		ppbV	1	1/26/2013 1:21:00 AM
2,2,4-trimethylpentane	< 0.15	0.15		ppbV	1	1/26/2013 1:21:00 AM
4-ethyltoluene	< 0.15	0.15		ppbV	1	1/26/2013 1:21:00 AM
Acetone	3.6	3.0		ppbV	10	1/27/2013 3:25:00 AM
Allyl chloride	< 0.15	0.15		ppbV	1	1/26/2013 1:21:00 AM
Benzene	0.73	0.15		ppbV	1	1/26/2013 1:21:00 AM
Benzyl chloride	< 0.15	0.15		ppbV	1	1/26/2013 1:21:00 AM
Bromodichloromethane	< 0.15	0.15		ppbV	1	1/26/2013 1:21:00 AM
Bromoform	< 0.15	0.15		ppbV	1	1/26/2013 1:21:00 AM
Bromomethane	< 0.15	0.15		ppbV	1	1/26/2013 1:21:00 AM
Carbon disulfide	< 0.15	0.15		ppbV	1	1/26/2013 1:21:00 AM
Carbon tetrachloride	0.12	0.040		ppbV	1	1/26/2013 1:21:00 AM
Chlorobenzene	< 0.15	0.15		ppbV	1	1/26/2013 1:21:00 AM
Chloroethane	< 0.15	0.15		ppbV	1	1/26/2013 1:21:00 AM
Chloroform	< 0.15	0.15		ppbV	1	1/26/2013 1:21:00 AM
Chloromethane	0.64	0.15		ppbV	1	1/26/2013 1:21:00 AM
cis-1,2-Dichloroethene	< 0.15	0.15		ppbV	1	1/26/2013 1:21:00 AM
cis-1,3-Dichloropropene	< 0.15	0.15		ppbV	1	1/26/2013 1:21:00 AM
Cyclohexane	< 0.15	0.15		ppbV	1	1/26/2013 1:21:00 AM
Dibromochloromethane	< 0.15	0.15		ppbV	1	1/26/2013 1:21:00 AM
Ethyl acetate	< 0.25	0.25		ppbV	1	1/26/2013 1:21:00 AM

Qualifiers:

**	Reporting Limit	.	Results reported are not blank corrected
B	Analyte detected in the associated Method Blank	E	Value above quantitation range
H	Holding times for preparation or analysis exceeded	J	Analyte detected at or below quantitation limits
JN	Non-routine analyte. Quantitation estimated.	ND	Not Detected at the Reporting Limit
S	Spike Recovery outside accepted recovery limits		

Centek Laboratories, LLC

Date: *01-Feb-13*

CLIENT:	Arcadis	**Client Sample ID:**	IA-VMP-1B
Lab Order:	C1301057	**Tag Number:**	359 260
Project:	LMC Corp NJ001050.0001	**Collection Date:**	1/24/2013
Lab ID:	C1301057-021A	**Matrix:**	AIR

Analyses	Result	**Limit	Qual	Units	DF	Date Analyzed
1UG/M3 W/ 0.25UG/M3 CT-TCE-VC		**TO-15**				Analyst: **RJP**
Ethylbenzene	< 0.15	0.15		ppbV	1	1/26/2013 1:21:00 AM
Freon 11	12	1.5		ppbV	10	1/27/2013 3:25:00 AM
Freon 113	0.11	0.15	J	ppbV	1	1/26/2013 1:21:00 AM
Freon 114	< 0.15	0.15		ppbV	1	1/26/2013 1:21:00 AM
Freon 12	0.64	0.15		ppbV	1	1/26/2013 1:21:00 AM
Heptane	0.17	0.15		ppbV	1	1/26/2013 1:21:00 AM
Hexachloro-1,3-butadiene	< 0.15	0.15		ppbV	1	1/26/2013 1:21:00 AM
Hexane	0.14	0.15	J	ppbV	1	1/26/2013 1:21:00 AM
Isopropyl alcohol	17	1.5		ppbV	10	1/27/2013 3:25:00 AM
m&p-Xylene	0.25	0.30	J	ppbV	1	1/26/2013 1:21:00 AM
Methyl Butyl Ketone	< 0.30	0.30		ppbV	1	1/26/2013 1:21:00 AM
Methyl Ethyl Ketone	0.34	0.30		ppbV	1	1/26/2013 1:21:00 AM
Methyl Isobutyl Ketone	< 0.30	0.30		ppbV	1	1/26/2013 1:21:00 AM
Methyl tert-butyl ether	< 0.15	0.15		ppbV	1	1/26/2013 1:21:00 AM
Methylene chloride	4.6	1.5		ppbV	10	1/27/2013 3:25:00 AM
o-Xylene	0.11	0.15	J	ppbV	1	1/26/2013 1:21:00 AM
Propylene	< 0.15	0.15		ppbV	1	1/26/2013 1:21:00 AM
Styrene	0.46	0.15		ppbV	1	1/26/2013 1:21:00 AM
Tetrachloroethylene	< 0.15	0.15		ppbV	1	1/26/2013 1:21:00 AM
Tetrahydrofuran	< 0.15	0.15		ppbV	1	1/26/2013 1:21:00 AM
Toluene	0.78	0.15		ppbV	1	1/26/2013 1:21:00 AM
trans-1,2-Dichloroethene	< 0.15	0.15		ppbV	1	1/26/2013 1:21:00 AM
trans-1,3-Dichloropropene	< 0.15	0.15		ppbV	1	1/26/2013 1:21:00 AM
Trichloroethene	0.040	0.040		ppbV	1	1/26/2013 1:21:00 AM
Vinyl acetate	< 0.15	0.15		ppbV	1	1/26/2013 1:21:00 AM
Vinyl Bromide	< 0.15	0.15		ppbV	1	1/26/2013 1:21:00 AM
Vinyl chloride	< 0.040	0.040		ppbV	1	1/26/2013 1:21:00 AM
Surr: Bromofluorobenzene	96.0	70-130		%REC	1	1/26/2013 1:21:00 AM

Qualifiers:

**	Reporting Limit	.	Results reported are not blank corrected
B	Analyte detected in the associated Method Blank	E	Value above quantitation range
H	Holding times for preparation or analysis exceeded	J	Analyte detected at or below quantitation limits
JN	Non-routine analyte. Quantitation estimated.	ND	Not Detected at the Reporting Limit
S	Spike Recovery outside accepted recovery limits		

Centek Laboratories, LLC

Date: *01-Feb-13*

CLIENT:	Arcadis	**Client Sample ID:**	SS-VMP-6
Lab Order:	C1301057	**Tag Number:**	164 253
Project:	LMC Corp NJ001050.0001	**Collection Date:**	1/24/2013
Lab ID:	C1301057-022A	**Matrix:**	AIR

Analyses	Result	**Limit	Qual	Units	DF	Date Analyzed
FIELD PARAMETERS		**FLD**				Analyst:
Lab Vacuum In	-5			"Hg		1/25/2013
Lab Vacuum Out	-30			"Hg		1/25/2013
1UG/M3 BY METHOD TO15		**TO-15**				Analyst: **RJP**
1,1,1-Trichloroethane	< 0.15	0.15		ppbV	1	1/28/2013 12:48:00 AM
1,1,2,2-Tetrachloroethane	< 0.15	0.15		ppbV	1	1/28/2013 12:48:00 AM
1,1,2-Trichloroethane	< 0.15	0.15		ppbV	1	1/28/2013 12:48:00 AM
1,1-Dichloroethane	< 0.15	0.15		ppbV	1	1/28/2013 12:48:00 AM
1,1-Dichloroethene	< 0.15	0.15		ppbV	1	1/28/2013 12:48:00 AM
1,2,4-Trichlorobenzene	< 0.15	0.15		ppbV	1	1/28/2013 12:48:00 AM
1,2,4-Trimethylbenzene	0.43	0.15		ppbV	1	1/28/2013 12:48:00 AM
1,2-Dibromoethane	< 0.15	0.15		ppbV	1	1/28/2013 12:48:00 AM
1,2-Dichlorobenzene	< 0.15	0.15		ppbV	1	1/28/2013 12:48:00 AM
1,2-Dichloroethane	< 0.15	0.15		ppbV	1	1/28/2013 12:48:00 AM
1,2-Dichloropropane	< 0.15	0.15		ppbV	1	1/28/2013 12:48:00 AM
1,3,5-Trimethylbenzene	0.14	0.15	J	ppbV	1	1/28/2013 12:48:00 AM
1,3-butadiene	< 0.15	0.15		ppbV	1	1/28/2013 12:48:00 AM
1,3-Dichlorobenzene	< 0.15	0.15		ppbV	1	1/28/2013 12:48:00 AM
1,4-Dichlorobenzene	< 0.15	0.15		ppbV	1	1/28/2013 12:48:00 AM
1,4-Dioxane	< 0.30	0.30		ppbV	1	1/28/2013 12:48:00 AM
2,2,4-trimethylpentane	< 0.15	0.15		ppbV	1	1/28/2013 12:48:00 AM
4-ethyltoluene	0.13	0.15	J	ppbV	1	1/28/2013 12:48:00 AM
Acetone	21	3.0		ppbV	10	1/28/2013 8:15:00 AM
Allyl chloride	< 0.15	0.15		ppbV	1	1/28/2013 12:48:00 AM
Benzene	0.41	0.15		ppbV	1	1/28/2013 12:48:00 AM
Benzyl chloride	< 0.15	0.15		ppbV	1	1/28/2013 12:48:00 AM
Bromodichloromethane	< 0.15	0.15		ppbV	1	1/28/2013 12:48:00 AM
Bromoform	< 0.15	0.15		ppbV	1	1/28/2013 12:48:00 AM
Bromomethane	< 0.15	0.15		ppbV	1	1/28/2013 12:48:00 AM
Carbon disulfide	< 0.15	0.15		ppbV	1	1/28/2013 12:48:00 AM
Carbon tetrachloride	0.10	0.15	J	ppbV	1	1/28/2013 12:48:00 AM
Chlorobenzene	< 0.15	0.15		ppbV	1	1/28/2013 12:48:00 AM
Chloroethane	< 0.15	0.15		ppbV	1	1/28/2013 12:48:00 AM
Chloroform	< 0.15	0.15		ppbV	1	1/28/2013 12:48:00 AM
Chloromethane	0.69	0.15		ppbV	1	1/28/2013 12:48:00 AM
cis-1,2-Dichloroethene	< 0.15	0.15		ppbV	1	1/28/2013 12:48:00 AM
cis-1,3-Dichloropropene	< 0.15	0.15		ppbV	1	1/28/2013 12:48:00 AM
Cyclohexane	< 0.15	0.15		ppbV	1	1/28/2013 12:48:00 AM
Dibromochloromethane	< 0.15	0.15		ppbV	1	1/28/2013 12:48:00 AM
Ethyl acetate	0.28	0.25		ppbV	1	1/28/2013 12:48:00 AM

Qualifiers:

**	Reporting Limit	.	Results reported are not blank corrected
B	Analyte detected in the associated Method Blank	E	Value above quantitation range
H	Holding times for preparation or analysis exceeded	J	Analyte detected at or below quantitation limits
JN	Non-routine analyte. Quantitation estimated.	ND	Not Detected at the Reporting Limit
S	Spike Recovery outside accepted recovery limits		

Centek Laboratories, LLC

Date: *01-Feb-13*

CLIENT:	Arcadis	**Client Sample ID:**	SS-VMP-6
Lab Order:	C1301057	**Tag Number:**	164 253
Project:	LMC Corp NJ001050.0001	**Collection Date:**	1/24/2013
Lab ID:	C1301057-022A	**Matrix:**	AIR

Analyses	Result	**Limit	Qual	Units	DF	Date Analyzed
1UG/M3 BY METHOD TO15		**TO-15**				Analyst: **RJP**
Ethylbenzene	0.15	0.15		ppbV	1	1/28/2013 12:48:00 AM
Freon 11	0.52	0.15		ppbV	1	1/28/2013 12:48:00 AM
Freon 113	< 0.15	0.15		ppbV	1	1/28/2013 12:48:00 AM
Freon 114	< 0.15	0.15		ppbV	1	1/28/2013 12:48:00 AM
Freon 12	0.56	0.15		ppbV	1	1/28/2013 12:48:00 AM
Heptane	1.4	0.15		ppbV	1	1/28/2013 12:48:00 AM
Hexachloro-1,3-butadiene	< 0.15	0.15		ppbV	1	1/28/2013 12:48:00 AM
Hexane	0.35	0.15		ppbV	1	1/28/2013 12:48:00 AM
Isopropyl alcohol	1600	120		ppbV	810	1/29/2013 12:03:00 AM
m&p-Xylene	0.32	0.30		ppbV	1	1/28/2013 12:48:00 AM
Methyl Butyl Ketone	< 0.30	0.30		ppbV	1	1/28/2013 12:48:00 AM
Methyl Ethyl Ketone	0.78	0.30		ppbV	1	1/28/2013 12:48:00 AM
Methyl Isobutyl Ketone	< 0.30	0.30		ppbV	1	1/28/2013 12:48:00 AM
Methyl tert-butyl ether	< 0.15	0.15		ppbV	1	1/28/2013 12:48:00 AM
Methylene chloride	1000	120		ppbV	810	1/29/2013 12:03:00 AM
o-Xylene	0.12	0.15	J	ppbV	1	1/28/2013 12:48:00 AM
Propylene	< 0.15	0.15		ppbV	1	1/28/2013 12:48:00 AM
Styrene	0.13	0.15	J	ppbV	1	1/28/2013 12:48:00 AM
Tetrachloroethylene	< 0.15	0.15		ppbV	1	1/28/2013 12:48:00 AM
Tetrahydrofuran	9.4	1.5		ppbV	10	1/28/2013 8:15:00 AM
Toluene	0.79	0.15		ppbV	1	1/28/2013 12:48:00 AM
trans-1,2-Dichloroethene	15	1.5		ppbV	10	1/28/2013 8:15:00 AM
trans-1,3-Dichloropropene	< 0.15	0.15		ppbV	1	1/28/2013 12:48:00 AM
Trichloroethene	< 0.15	0.15		ppbV	1	1/28/2013 12:48:00 AM
Vinyl acetate	< 0.15	0.15		ppbV	1	1/28/2013 12:48:00 AM
Vinyl Bromide	< 0.15	0.15		ppbV	1	1/28/2013 12:48:00 AM
Vinyl chloride	< 0.15	0.15		ppbV	1	1/28/2013 12:48:00 AM
Surr: Bromofluorobenzene	93.0	70-130		%REC	1	1/28/2013 12:48:00 AM

Qualifiers:

**	Reporting Limit	.	Results reported are not blank corrected
B	Analyte detected in the associated Method Blank	E	Value above quantitation range
H	Holding times for preparation or analysis exceeded	J	Analyte detected at or below quantitation limits
JN	Non-routine analyte. Quantitation estimated.	ND	Not Detected at the Reporting Limit
S	Spike Recovery outside accepted recovery limits		

Centek Laboratories, LLC

Date: *01-Feb-13*

CLIENT:	Arcadis	**Client Sample ID:**	SS-VMP-DUP
Lab Order:	C1301057	**Tag Number:**	288 253
Project:	LMC Corp NJ001050.0001	**Collection Date:**	1/24/2013
Lab ID:	C1301057-023A	**Matrix:**	AIR

Analyses	Result	**Limit	Qual	Units	DF	Date Analyzed
FIELD PARAMETERS		**FLD**				Analyst:
Lab Vacuum In	-5			"Hg		1/25/2013
Lab Vacuum Out	-30			"Hg		1/25/2013
1UG/M3 BY METHOD TO15		**TO-15**				Analyst: **RJP**
1,1,1-Trichloroethane	< 0.15	0.15		ppbV	1	1/28/2013 1:23:00 AM
1,1,2,2-Tetrachloroethane	< 0.15	0.15		ppbV	1	1/28/2013 1:23:00 AM
1,1,2-Trichloroethane	< 0.15	0.15		ppbV	1	1/28/2013 1:23:00 AM
1,1-Dichloroethane	< 0.15	0.15		ppbV	1	1/28/2013 1:23:00 AM
1,1-Dichloroethene	< 0.15	0.15		ppbV	1	1/28/2013 1:23:00 AM
1,2,4-Trichlorobenzene	< 0.15	0.15		ppbV	1	1/28/2013 1:23:00 AM
1,2,4-Trimethylbenzene	0.35	0.15		ppbV	1	1/28/2013 1:23:00 AM
1,2-Dibromoethane	< 0.15	0.15		ppbV	1	1/28/2013 1:23:00 AM
1,2-Dichlorobenzene	< 0.15	0.15		ppbV	1	1/28/2013 1:23:00 AM
1,2-Dichloroethane	< 0.15	0.15		ppbV	1	1/28/2013 1:23:00 AM
1,2-Dichloropropane	< 0.15	0.15		ppbV	1	1/28/2013 1:23:00 AM
1,3,5-Trimethylbenzene	0.13	0.15	J	ppbV	1	1/28/2013 1:23:00 AM
1,3-butadiene	< 0.15	0.15		ppbV	1	1/28/2013 1:23:00 AM
1,3-Dichlorobenzene	< 0.15	0.15		ppbV	1	1/28/2013 1:23:00 AM
1,4-Dichlorobenzene	< 0.15	0.15		ppbV	1	1/28/2013 1:23:00 AM
1,4-Dioxane	< 0.30	0.30		ppbV	1	1/28/2013 1:23:00 AM
2,2,4-trimethylpentane	< 0.15	0.15		ppbV	1	1/28/2013 1:23:00 AM
4-ethyltoluene	0.11	0.15	J	ppbV	1	1/28/2013 1:23:00 AM
Acetone	18	3.0		ppbV	10	1/28/2013 8:49:00 AM
Allyl chloride	< 0.15	0.15		ppbV	1	1/28/2013 1:23:00 AM
Benzene	0.41	0.15		ppbV	1	1/28/2013 1:23:00 AM
Benzyl chloride	< 0.15	0.15		ppbV	1	1/28/2013 1:23:00 AM
Bromodichloromethane	< 0.15	0.15		ppbV	1	1/28/2013 1:23:00 AM
Bromoform	< 0.15	0.15		ppbV	1	1/28/2013 1:23:00 AM
Bromomethane	< 0.15	0.15		ppbV	1	1/28/2013 1:23:00 AM
Carbon disulfide	< 0.15	0.15		ppbV	1	1/28/2013 1:23:00 AM
Carbon tetrachloride	0.10	0.15	J	ppbV	1	1/28/2013 1:23:00 AM
Chlorobenzene	< 0.15	0.15		ppbV	1	1/28/2013 1:23:00 AM
Chloroethane	< 0.15	0.15		ppbV	1	1/28/2013 1:23:00 AM
Chloroform	< 0.15	0.15		ppbV	1	1/28/2013 1:23:00 AM
Chloromethane	0.66	0.15		ppbV	1	1/28/2013 1:23:00 AM
cis-1,2-Dichloroethene	< 0.15	0.15		ppbV	1	1/28/2013 1:23:00 AM
cis-1,3-Dichloropropene	< 0.15	0.15		ppbV	1	1/28/2013 1:23:00 AM
Cyclohexane	< 0.15	0.15		ppbV	1	1/28/2013 1:23:00 AM
Dibromochloromethane	< 0.15	0.15		ppbV	1	1/28/2013 1:23:00 AM
Ethyl acetate	0.23	0.25	J	ppbV	1	1/28/2013 1:23:00 AM

Qualifiers:

**	Reporting Limit	.	Results reported are not blank corrected
B	Analyte detected in the associated Method Blank	E	Value above quantitation range
H	Holding times for preparation or analysis exceeded	J	Analyte detected at or below quantitation limits
JN	Non-routine analyte. Quantitation estimated.	ND	Not Detected at the Reporting Limit
S	Spike Recovery outside accepted recovery limits		

Centek Laboratories, LLC

Date: *01-Feb-13*

CLIENT:	Arcadis	**Client Sample ID:**	SS-VMP-DUP
Lab Order:	C1301057	**Tag Number:**	288 253
Project:	LMC Corp NJ001050.0001	**Collection Date:**	1/24/2013
Lab ID:	C1301057-023A	**Matrix:**	AIR

Analyses	Result	**Limit	Qual	Units	DF	Date Analyzed
1UG/M3 BY METHOD TO15		**TO-15**				Analyst: **RJP**
Ethylbenzene	0.17	0.15		ppbV	1	1/28/2013 1:23:00 AM
Freon 11	0.47	0.15		ppbV	1	1/28/2013 1:23:00 AM
Freon 113	< 0.15	0.15		ppbV	1	1/28/2013 1:23:00 AM
Freon 114	< 0.15	0.15		ppbV	1	1/28/2013 1:23:00 AM
Freon 12	0.55	0.15		ppbV	1	1/28/2013 1:23:00 AM
Heptane	1.4	0.15		ppbV	1	1/28/2013 1:23:00 AM
Hexachloro-1,3-butadiene	< 0.15	0.15		ppbV	1	1/28/2013 1:23:00 AM
Hexane	0.33	0.15		ppbV	1	1/28/2013 1:23:00 AM
Isopropyl alcohol	1100	120		ppbV	810	1/29/2013 1:10:00 AM
m&p-Xylene	0.33	0.30		ppbV	1	1/28/2013 1:23:00 AM
Methyl Butyl Ketone	< 0.30	0.30		ppbV	1	1/28/2013 1:23:00 AM
Methyl Ethyl Ketone	0.81	0.30		ppbV	1	1/28/2013 1:23:00 AM
Methyl Isobutyl Ketone	0.13	0.30	J	ppbV	1	1/28/2013 1:23:00 AM
Methyl tert-butyl ether	< 0.15	0.15		ppbV	1	1/28/2013 1:23:00 AM
Methylene chloride	650	120		ppbV	810	1/29/2013 1:10:00 AM
o-Xylene	0.14	0.15	J	ppbV	1	1/28/2013 1:23:00 AM
Propylene	< 0.15	0.15		ppbV	1	1/28/2013 1:23:00 AM
Styrene	0.16	0.15		ppbV	1	1/28/2013 1:23:00 AM
Tetrachloroethylene	< 0.15	0.15		ppbV	1	1/28/2013 1:23:00 AM
Tetrahydrofuran	7.6	1.5		ppbV	10	1/28/2013 8:49:00 AM
Toluene	0.91	0.15		ppbV	1	1/28/2013 1:23:00 AM
trans-1,2-Dichloroethene	14	1.5		ppbV	10	1/28/2013 8:49:00 AM
trans-1,3-Dichloropropene	< 0.15	0.15		ppbV	1	1/28/2013 1:23:00 AM
Trichloroethene	< 0.15	0.15		ppbV	1	1/28/2013 1:23:00 AM
Vinyl acetate	< 0.15	0.15		ppbV	1	1/28/2013 1:23:00 AM
Vinyl Bromide	< 0.15	0.15		ppbV	1	1/28/2013 1:23:00 AM
Vinyl chloride	< 0.15	0.15		ppbV	1	1/28/2013 1:23:00 AM
Surr: Bromofluorobenzene	87.0	70-130		%REC	1	1/28/2013 1:23:00 AM

Qualifiers:

**	Reporting Limit	.	Results reported are not blank corrected
B	Analyte detected in the associated Method Blank	E	Value above quantitation range
H	Holding times for preparation or analysis exceeded	J	Analyte detected at or below quantitation limits
JN	Non-routine analyte. Quantitation estimated.	ND	Not Detected at the Reporting Limit
S	Spike Recovery outside accepted recovery limits		

Centek Laboratories, LLC

Date: *01-Feb-13*

CLIENT:	Arcadis	**Client Sample ID:**	IA-VMP-6
Lab Order:	C1301057	**Tag Number:**	351 339
Project:	LMC Corp NJ001050.0001	**Collection Date:**	1/24/2013
Lab ID:	C1301057-024A	**Matrix:**	AIR

Analyses	Result	**Limit	Qual	Units	DF	Date Analyzed
FIELD PARAMETERS		**FLD**				Analyst:
Lab Vacuum In	-5			"Hg		1/25/2013
Lab Vacuum Out	-30			"Hg		1/25/2013
1UG/M3 W/ 0.25UG/M3 CT-TCE-VC		**TO-15**				Analyst: **RJP**
1,1,1-Trichloroethane	< 0.15	0.15		ppbV	1	1/26/2013 1:54:00 AM
1,1,2,2-Tetrachloroethane	< 0.15	0.15		ppbV	1	1/26/2013 1:54:00 AM
1,1,2-Trichloroethane	< 0.15	0.15		ppbV	1	1/26/2013 1:54:00 AM
1,1-Dichloroethane	< 0.15	0.15		ppbV	1	1/26/2013 1:54:00 AM
1,1-Dichloroethene	< 0.15	0.15		ppbV	1	1/26/2013 1:54:00 AM
1,2,4-Trichlorobenzene	< 0.15	0.15		ppbV	1	1/26/2013 1:54:00 AM
1,2,4-Trimethylbenzene	0.39	0.15		ppbV	1	1/26/2013 1:54:00 AM
1,2-Dibromoethane	< 0.15	0.15		ppbV	1	1/26/2013 1:54:00 AM
1,2-Dichlorobenzene	< 0.15	0.15		ppbV	1	1/26/2013 1:54:00 AM
1,2-Dichloroethane	< 0.15	0.15		ppbV	1	1/26/2013 1:54:00 AM
1,2-Dichloropropane	< 0.15	0.15		ppbV	1	1/26/2013 1:54:00 AM
1,3,5-Trimethylbenzene	0.14	0.15	J	ppbV	1	1/26/2013 1:54:00 AM
1,3-butadiene	< 0.15	0.15		ppbV	1	1/26/2013 1:54:00 AM
1,3-Dichlorobenzene	< 0.15	0.15		ppbV	1	1/26/2013 1:54:00 AM
1,4-Dichlorobenzene	< 0.15	0.15		ppbV	1	1/26/2013 1:54:00 AM
1,4-Dioxane	< 0.30	0.30		ppbV	1	1/26/2013 1:54:00 AM
2,2,4-trimethylpentane	< 0.15	0.15		ppbV	1	1/26/2013 1:54:00 AM
4-ethyltoluene	0.10	0.15	J	ppbV	1	1/26/2013 1:54:00 AM
Acetone	26	12		ppbV	40	1/27/2013 4:32:00 AM
Allyl chloride	< 0.15	0.15		ppbV	1	1/26/2013 1:54:00 AM
Benzene	0.49	0.15		ppbV	1	1/26/2013 1:54:00 AM
Benzyl chloride	< 0.15	0.15		ppbV	1	1/26/2013 1:54:00 AM
Bromodichloromethane	< 0.15	0.15		ppbV	1	1/26/2013 1:54:00 AM
Bromoform	< 0.15	0.15		ppbV	1	1/26/2013 1:54:00 AM
Bromomethane	< 0.15	0.15		ppbV	1	1/26/2013 1:54:00 AM
Carbon disulfide	< 0.15	0.15		ppbV	1	1/26/2013 1:54:00 AM
Carbon tetrachloride	0.11	0.040		ppbV	1	1/26/2013 1:54:00 AM
Chlorobenzene	< 0.15	0.15		ppbV	1	1/26/2013 1:54:00 AM
Chloroethane	< 0.15	0.15		ppbV	1	1/26/2013 1:54:00 AM
Chloroform	0.11	0.15	J	ppbV	1	1/26/2013 1:54:00 AM
Chloromethane	0.72	0.15		ppbV	1	1/26/2013 1:54:00 AM
cis-1,2-Dichloroethene	< 0.15	0.15		ppbV	1	1/26/2013 1:54:00 AM
cis-1,3-Dichloropropene	< 0.15	0.15		ppbV	1	1/26/2013 1:54:00 AM
Cyclohexane	< 0.15	0.15		ppbV	1	1/26/2013 1:54:00 AM
Dibromochloromethane	< 0.15	0.15		ppbV	1	1/26/2013 1:54:00 AM
Ethyl acetate	0.34	0.25		ppbV	1	1/26/2013 1:54:00 AM

Qualifiers:

**	Reporting Limit	.	Results reported are not blank corrected
B	Analyte detected in the associated Method Blank	E	Value above quantitation range
H	Holding times for preparation or analysis exceeded	J	Analyte detected at or below quantitation limits
JN	Non-routine analyte. Quantitation estimated.	ND	Not Detected at the Reporting Limit
S	Spike Recovery outside accepted recovery limits		

Centek Laboratories, LLC

Date: *01-Feb-13*

CLIENT:	Arcadis	**Client Sample ID:**	IA-VMP-6
Lab Order:	C1301057	**Tag Number:**	351 339
Project:	LMC Corp NJ001050.0001	**Collection Date:**	1/24/2013
Lab ID:	C1301057-024A	**Matrix:**	AIR

Analyses	Result	**Limit	Qual	Units	DF	Date Analyzed
1UG/M3 W/ 0.25UG/M3 CT-TCE-VC		**TO-15**				Analyst: **RJP**
Ethylbenzene	0.10	0.15	J	ppbV	1	1/26/2013 1:54:00 AM
Freon 11	0.57	0.15		ppbV	1	1/26/2013 1:54:00 AM
Freon 113	0.11	0.15	J	ppbV	1	1/26/2013 1:54:00 AM
Freon 114	< 0.15	0.15		ppbV	1	1/26/2013 1:54:00 AM
Freon 12	0.58	0.15		ppbV	1	1/26/2013 1:54:00 AM
Heptane	1.8	0.15		ppbV	1	1/26/2013 1:54:00 AM
Hexachloro-1,3-butadiene	< 0.15	0.15		ppbV	1	1/26/2013 1:54:00 AM
Hexane	0.41	0.15		ppbV	1	1/26/2013 1:54:00 AM
Isopropyl alcohol	1500	240		ppbV	1620	1/27/2013 6:11:00 PM
m&p-Xylene	0.26	0.30	J	ppbV	1	1/26/2013 1:54:00 AM
Methyl Butyl Ketone	< 0.30	0.30		ppbV	1	1/26/2013 1:54:00 AM
Methyl Ethyl Ketone	0.91	0.30		ppbV	1	1/26/2013 1:54:00 AM
Methyl Isobutyl Ketone	0.16	0.30	J	ppbV	1	1/26/2013 1:54:00 AM
Methyl tert-butyl ether	< 0.15	0.15		ppbV	1	1/26/2013 1:54:00 AM
Methylene chloride	580	240		ppbV	1620	1/27/2013 6:11:00 PM
o-Xylene	0.12	0.15	J	ppbV	1	1/26/2013 1:54:00 AM
Propylene	< 0.15	0.15		ppbV	1	1/26/2013 1:54:00 AM
Styrene	0.18	0.15		ppbV	1	1/26/2013 1:54:00 AM
Tetrachloroethylene	< 0.15	0.15		ppbV	1	1/26/2013 1:54:00 AM
Tetrahydrofuran	12	1.5		ppbV	10	1/27/2013 3:59:00 AM
Toluene	1.4	0.15		ppbV	1	1/26/2013 1:54:00 AM
trans-1,2-Dichloroethene	17	1.5		ppbV	10	1/27/2013 3:59:00 AM
trans-1,3-Dichloropropene	< 0.15	0.15		ppbV	1	1/26/2013 1:54:00 AM
Trichloroethene	0.040	0.040		ppbV	1	1/26/2013 1:54:00 AM
Vinyl acetate	< 0.15	0.15		ppbV	1	1/26/2013 1:54:00 AM
Vinyl Bromide	< 0.15	0.15		ppbV	1	1/26/2013 1:54:00 AM
Vinyl chloride	< 0.040	0.040		ppbV	1	1/26/2013 1:54:00 AM
Surr: Bromofluorobenzene	104	70-130		%REC	1	1/26/2013 1:54:00 AM

Qualifiers:

**	Reporting Limit	.	Results reported are not blank corrected
B	Analyte detected in the associated Method Blank	E	Value above quantitation range
H	Holding times for preparation or analysis exceeded	J	Analyte detected at or below quantitation limits
JN	Non-routine analyte. Quantitation estimated.	ND	Not Detected at the Reporting Limit
S	Spike Recovery outside accepted recovery limits		

Centek Laboratories, LLC

Date: *01-Feb-13*

CLIENT:	Arcadis	**Client Sample ID:**	SS-VMP-GS1
Lab Order:	C1301057	**Tag Number:**	324 345
Project:	LMC Corp NJ001050.0001	**Collection Date:**	1/24/2013
Lab ID:	C1301057-025A	**Matrix:**	AIR

Analyses	Result	**Limit	Qual	Units	DF	Date Analyzed
FIELD PARAMETERS		**FLD**				Analyst:
Lab Vacuum In	-8			"Hg		1/25/2013
Lab Vacuum Out	-30			"Hg		1/25/2013
1UG/M3 BY METHOD TO15		**TO-15**				Analyst: **RJP**
1,1,1-Trichloroethane	0.23	0.15		ppbV	1	1/28/2013 1:58:00 AM
1,1,2,2-Tetrachloroethane	< 0.15	0.15		ppbV	1	1/28/2013 1:58:00 AM
1,1,2-Trichloroethane	< 0.15	0.15		ppbV	1	1/28/2013 1:58:00 AM
1,1-Dichloroethane	< 0.15	0.15		ppbV	1	1/28/2013 1:58:00 AM
1,1-Dichloroethene	< 0.15	0.15		ppbV	1	1/28/2013 1:58:00 AM
1,2,4-Trichlorobenzene	< 0.15	0.15		ppbV	1	1/28/2013 1:58:00 AM
1,2,4-Trimethylbenzene	0.70	0.15		ppbV	1	1/28/2013 1:58:00 AM
1,2-Dibromoethane	< 0.15	0.15		ppbV	1	1/28/2013 1:58:00 AM
1,2-Dichlorobenzene	< 0.15	0.15		ppbV	1	1/28/2013 1:58:00 AM
1,2-Dichloroethane	< 0.15	0.15		ppbV	1	1/28/2013 1:58:00 AM
1,2-Dichloropropane	< 0.15	0.15		ppbV	1	1/28/2013 1:58:00 AM
1,3,5-Trimethylbenzene	0.27	0.15		ppbV	1	1/28/2013 1:58:00 AM
1,3-butadiene	< 0.15	0.15		ppbV	1	1/28/2013 1:58:00 AM
1,3-Dichlorobenzene	< 0.15	0.15		ppbV	1	1/28/2013 1:58:00 AM
1,4-Dichlorobenzene	< 0.15	0.15		ppbV	1	1/28/2013 1:58:00 AM
1,4-Dioxane	< 0.30	0.30		ppbV	1	1/28/2013 1:58:00 AM
2,2,4-trimethylpentane	< 0.15	0.15		ppbV	1	1/28/2013 1:58:00 AM
4-ethyltoluene	0.15	0.15		ppbV	1	1/28/2013 1:58:00 AM
Acetone	27	3.0		ppbV	10	1/28/2013 4:49:00 PM
Allyl chloride	< 0.15	0.15		ppbV	1	1/28/2013 1:58:00 AM
Benzene	0.48	0.15		ppbV	1	1/28/2013 1:58:00 AM
Benzyl chloride	< 0.15	0.15		ppbV	1	1/28/2013 1:58:00 AM
Bromodichloromethane	< 0.15	0.15		ppbV	1	1/28/2013 1:58:00 AM
Bromoform	< 0.15	0.15		ppbV	1	1/28/2013 1:58:00 AM
Bromomethane	< 0.15	0.15		ppbV	1	1/28/2013 1:58:00 AM
Carbon disulfide	0.94	0.15		ppbV	1	1/28/2013 1:58:00 AM
Carbon tetrachloride	< 0.15	0.15		ppbV	1	1/28/2013 1:58:00 AM
Chlorobenzene	< 0.15	0.15		ppbV	1	1/28/2013 1:58:00 AM
Chloroethane	< 0.15	0.15		ppbV	1	1/28/2013 1:58:00 AM
Chloroform	< 0.15	0.15		ppbV	1	1/28/2013 1:58:00 AM
Chloromethane	0.26	0.15		ppbV	1	1/28/2013 1:58:00 AM
cis-1,2-Dichloroethene	< 0.15	0.15		ppbV	1	1/28/2013 1:58:00 AM
cis-1,3-Dichloropropene	< 0.15	0.15		ppbV	1	1/28/2013 1:58:00 AM
Cyclohexane	< 0.15	0.15		ppbV	1	1/28/2013 1:58:00 AM
Dibromochloromethane	< 0.15	0.15		ppbV	1	1/28/2013 1:58:00 AM
Ethyl acetate	0.12	0.25	J	ppbV	1	1/28/2013 1:58:00 AM

Qualifiers:

**	Reporting Limit	.	Results reported are not blank corrected
B	Analyte detected in the associated Method Blank	E	Value above quantitation range
H	Holding times for preparation or analysis exceeded	J	Analyte detected at or below quantitation limits
JN	Non-routine analyte. Quantitation estimated.	ND	Not Detected at the Reporting Limit
S	Spike Recovery outside accepted recovery limits		

Centek Laboratories, LLC

Date: *01-Feb-13*

CLIENT:	Arcadis	**Client Sample ID:**	SS-VMP-GS1
Lab Order:	C1301057	**Tag Number:**	324 345
Project:	LMC Corp NJ001050.0001	**Collection Date:**	1/24/2013
Lab ID:	C1301057-025A	**Matrix:**	AIR

Analyses	Result	**Limit	Qual	Units	DF	Date Analyzed
1UG/M3 BY METHOD TO15		**TO-15**				Analyst: **RJP**
Ethylbenzene	0.20	0.15		ppbV	1	1/28/2013 1:58:00 AM
Freon 11	0.75	0.15		ppbV	1	1/28/2013 1:58:00 AM
Freon 113	0.19	0.15		ppbV	1	1/28/2013 1:58:00 AM
Freon 114	< 0.15	0.15		ppbV	1	1/28/2013 1:58:00 AM
Freon 12	0.56	0.15		ppbV	1	1/28/2013 1:58:00 AM
Heptane	0.20	0.15		ppbV	1	1/28/2013 1:58:00 AM
Hexachloro-1,3-butadiene	< 0.15	0.15		ppbV	1	1/28/2013 1:58:00 AM
Hexane	0.52	0.15		ppbV	1	1/28/2013 1:58:00 AM
Isopropyl alcohol	16	1.5		ppbV	10	1/28/2013 4:49:00 PM
m&p-Xylene	0.55	0.30		ppbV	1	1/28/2013 1:58:00 AM
Methyl Butyl Ketone	< 0.30	0.30		ppbV	1	1/28/2013 1:58:00 AM
Methyl Ethyl Ketone	0.70	0.30		ppbV	1	1/28/2013 1:58:00 AM
Methyl Isobutyl Ketone	0.37	0.30		ppbV	1	1/28/2013 1:58:00 AM
Methyl tert-butyl ether	< 0.15	0.15		ppbV	1	1/28/2013 1:58:00 AM
Methylene chloride	7.6	1.5		ppbV	10	1/28/2013 4:49:00 PM
o-Xylene	0.26	0.15		ppbV	1	1/28/2013 1:58:00 AM
Propylene	< 0.15	0.15		ppbV	1	1/28/2013 1:58:00 AM
Styrene	0.11	0.15	J	ppbV	1	1/28/2013 1:58:00 AM
Tetrachloroethylene	< 0.15	0.15		ppbV	1	1/28/2013 1:58:00 AM
Tetrahydrofuran	0.18	0.15		ppbV	1	1/28/2013 1:58:00 AM
Toluene	0.91	0.15		ppbV	1	1/28/2013 1:58:00 AM
trans-1,2-Dichloroethene	0.17	0.15		ppbV	1	1/28/2013 1:58:00 AM
trans-1,3-Dichloropropene	< 0.15	0.15		ppbV	1	1/28/2013 1:58:00 AM
Trichloroethene	< 0.15	0.15		ppbV	1	1/28/2013 1:58:00 AM
Vinyl acetate	< 0.15	0.15		ppbV	1	1/28/2013 1:58:00 AM
Vinyl Bromide	< 0.15	0.15		ppbV	1	1/28/2013 1:58:00 AM
Vinyl chloride	< 0.15	0.15		ppbV	1	1/28/2013 1:58:00 AM
Surr: Bromofluorobenzene	97.0	70-130		%REC	1	1/28/2013 1:58:00 AM

Qualifiers:

**	Reporting Limit	.	Results reported are not blank corrected
B	Analyte detected in the associated Method Blank	E	Value above quantitation range
H	Holding times for preparation or analysis exceeded	J	Analyte detected at or below quantitation limits
JN	Non-routine analyte. Quantitation estimated.	ND	Not Detected at the Reporting Limit
S	Spike Recovery outside accepted recovery limits		

Centek Laboratories, LLC

Date: *01-Feb-13*

CLIENT:	Arcadis	**Client Sample ID:**	IA-VMP-GS1
Lab Order:	C1301057	**Tag Number:**	86 391
Project:	LMC Corp NJ001050.0001	**Collection Date:**	1/24/2013
Lab ID:	C1301057-026A	**Matrix:**	AIR

Analyses	Result	**Limit	Qual	Units	DF	Date Analyzed
FIELD PARAMETERS		**FLD**				Analyst:
Lab Vacuum In	-5			"Hg		1/25/2013
Lab Vacuum Out	-30			"Hg		1/25/2013
1UG/M3 W/ 0.25UG/M3 CT-TCE-VC		**TO-15**				Analyst: **RJP**
1,1,1-Trichloroethane	< 0.15	0.15		ppbV	1	1/26/2013 3:00:00 AM
1,1,2,2-Tetrachloroethane	< 0.15	0.15		ppbV	1	1/26/2013 3:00:00 AM
1,1,2-Trichloroethane	< 0.15	0.15		ppbV	1	1/26/2013 3:00:00 AM
1,1-Dichloroethane	< 0.15	0.15		ppbV	1	1/26/2013 3:00:00 AM
1,1-Dichloroethene	< 0.15	0.15		ppbV	1	1/26/2013 3:00:00 AM
1,2,4-Trichlorobenzene	< 0.15	0.15		ppbV	1	1/26/2013 3:00:00 AM
1,2,4-Trimethylbenzene	0.13	0.15	J	ppbV	1	1/26/2013 3:00:00 AM
1,2-Dibromoethane	< 0.15	0.15		ppbV	1	1/26/2013 3:00:00 AM
1,2-Dichlorobenzene	< 0.15	0.15		ppbV	1	1/26/2013 3:00:00 AM
1,2-Dichloroethane	< 0.15	0.15		ppbV	1	1/26/2013 3:00:00 AM
1,2-Dichloropropane	< 0.15	0.15		ppbV	1	1/26/2013 3:00:00 AM
1,3,5-Trimethylbenzene	< 0.15	0.15		ppbV	1	1/26/2013 3:00:00 AM
1,3-butadiene	< 0.15	0.15		ppbV	1	1/26/2013 3:00:00 AM
1,3-Dichlorobenzene	< 0.15	0.15		ppbV	1	1/26/2013 3:00:00 AM
1,4-Dichlorobenzene	< 0.15	0.15		ppbV	1	1/26/2013 3:00:00 AM
1,4-Dioxane	0.74	0.30		ppbV	1	1/26/2013 3:00:00 AM
2,2,4-trimethylpentane	< 0.15	0.15		ppbV	1	1/26/2013 3:00:00 AM
4-ethyltoluene	< 0.15	0.15		ppbV	1	1/26/2013 3:00:00 AM
Acetone	8.5	3.0		ppbV	10	1/27/2013 5:05:00 AM
Allyl chloride	< 0.15	0.15		ppbV	1	1/26/2013 3:00:00 AM
Benzene	0.48	0.15		ppbV	1	1/26/2013 3:00:00 AM
Benzyl chloride	< 0.15	0.15		ppbV	1	1/26/2013 3:00:00 AM
Bromodichloromethane	< 0.15	0.15		ppbV	1	1/26/2013 3:00:00 AM
Bromoform	< 0.15	0.15		ppbV	1	1/26/2013 3:00:00 AM
Bromomethane	< 0.15	0.15		ppbV	1	1/26/2013 3:00:00 AM
Carbon disulfide	< 0.15	0.15		ppbV	1	1/26/2013 3:00:00 AM
Carbon tetrachloride	0.13	0.040		ppbV	1	1/26/2013 3:00:00 AM
Chlorobenzene	< 0.15	0.15		ppbV	1	1/26/2013 3:00:00 AM
Chloroethane	< 0.15	0.15		ppbV	1	1/26/2013 3:00:00 AM
Chloroform	< 0.15	0.15		ppbV	1	1/26/2013 3:00:00 AM
Chloromethane	0.58	0.15		ppbV	1	1/26/2013 3:00:00 AM
cis-1,2-Dichloroethene	< 0.15	0.15		ppbV	1	1/26/2013 3:00:00 AM
cis-1,3-Dichloropropene	< 0.15	0.15		ppbV	1	1/26/2013 3:00:00 AM
Cyclohexane	< 0.15	0.15		ppbV	1	1/26/2013 3:00:00 AM
Dibromochloromethane	< 0.15	0.15		ppbV	1	1/26/2013 3:00:00 AM
Ethyl acetate	< 0.25	0.25		ppbV	1	1/26/2013 3:00:00 AM

Qualifiers:

**	Reporting Limit	.	Results reported are not blank corrected
B	Analyte detected in the associated Method Blank	E	Value above quantitation range
H	Holding times for preparation or analysis exceeded	J	Analyte detected at or below quantitation limits
JN	Non-routine analyte. Quantitation estimated.	ND	Not Detected at the Reporting Limit
S	Spike Recovery outside accepted recovery limits		

Centek Laboratories, LLC

Date: *01-Feb-13*

CLIENT:	Arcadis	**Client Sample ID:**	IA-VMP-GS1
Lab Order:	C1301057	**Tag Number:**	86 391
Project:	LMC Corp NJ001050.0001	**Collection Date:**	1/24/2013
Lab ID:	C1301057-026A	**Matrix:**	AIR

Analyses	Result	**Limit	Qual	Units	DF	Date Analyzed
1UG/M3 W/ 0.25UG/M3 CT-TCE-VC		**TO-15**				Analyst: **RJP**
Ethylbenzene	< 0.15	0.15		ppbV	1	1/26/2013 3:00:00 AM
Freon 11	0.33	0.15		ppbV	1	1/26/2013 3:00:00 AM
Freon 113	0.11	0.15	J	ppbV	1	1/26/2013 3:00:00 AM
Freon 114	< 0.15	0.15		ppbV	1	1/26/2013 3:00:00 AM
Freon 12	0.61	0.15		ppbV	1	1/26/2013 3:00:00 AM
Heptane	0.11	0.15	J	ppbV	1	1/26/2013 3:00:00 AM
Hexachloro-1,3-butadiene	< 0.15	0.15		ppbV	1	1/26/2013 3:00:00 AM
Hexane	< 0.15	0.15		ppbV	1	1/26/2013 3:00:00 AM
Isopropyl alcohol	32	1.5		ppbV	10	1/27/2013 5:05:00 AM
m&p-Xylene	0.15	0.30	J	ppbV	1	1/26/2013 3:00:00 AM
Methyl Butyl Ketone	< 0.30	0.30		ppbV	1	1/26/2013 3:00:00 AM
Methyl Ethyl Ketone	0.25	0.30	J	ppbV	1	1/26/2013 3:00:00 AM
Methyl Isobutyl Ketone	< 0.30	0.30		ppbV	1	1/26/2013 3:00:00 AM
Methyl tert-butyl ether	< 0.15	0.15		ppbV	1	1/26/2013 3:00:00 AM
Methylene chloride	2.0	0.15		ppbV	1	1/26/2013 3:00:00 AM
o-Xylene	< 0.15	0.15		ppbV	1	1/26/2013 3:00:00 AM
Propylene	< 0.15	0.15		ppbV	1	1/26/2013 3:00:00 AM
Styrene	< 0.15	0.15		ppbV	1	1/26/2013 3:00:00 AM
Tetrachloroethylene	< 0.15	0.15		ppbV	1	1/26/2013 3:00:00 AM
Tetrahydrofuran	< 0.15	0.15		ppbV	1	1/26/2013 3:00:00 AM
Toluene	0.59	0.15		ppbV	1	1/26/2013 3:00:00 AM
trans-1,2-Dichloroethene	< 0.15	0.15		ppbV	1	1/26/2013 3:00:00 AM
trans-1,3-Dichloropropene	< 0.15	0.15		ppbV	1	1/26/2013 3:00:00 AM
Trichloroethene	0.10	0.040		ppbV	1	1/26/2013 3:00:00 AM
Vinyl acetate	< 0.15	0.15		ppbV	1	1/26/2013 3:00:00 AM
Vinyl Bromide	< 0.15	0.15		ppbV	1	1/26/2013 3:00:00 AM
Vinyl chloride	< 0.040	0.040		ppbV	1	1/26/2013 3:00:00 AM
Surr: Bromofluorobenzene	83.0	70-130		%REC	1	1/26/2013 3:00:00 AM

Qualifiers:				
	**	Reporting Limit	.	Results reported are not blank corrected
	B	Analyte detected in the associated Method Blank	E	Value above quantitation range
	H	Holding times for preparation or analysis exceeded	J	Analyte detected at or below quantitation limits
	JN	Non-routine analyte. Quantitation estimated.	ND	Not Detected at the Reporting Limit
	S	Spike Recovery outside accepted recovery limits		

Centek Laboratories, LLC

Date: *01-Feb-13*

CLIENT:	Arcadis	**Client Sample ID:**	SS-VMP-6B
Lab Order:	C1301057	**Tag Number:**	318 387
Project:	LMC Corp NJ001050.0001	**Collection Date:**	1/24/2013
Lab ID:	C1301057-027A	**Matrix:**	AIR

Analyses	Result	**Limit	Qual	Units	DF	Date Analyzed
FIELD PARAMETERS		**FLD**				Analyst:
Lab Vacuum In	-7			"Hg		1/25/2013
Lab Vacuum Out	-30			"Hg		1/25/2013
1UG/M3 BY METHOD TO15		**TO-15**				Analyst: **RJP**
1,1,1-Trichloroethane	< 0.15	0.15		ppbV	1	1/28/2013 2:33:00 AM
1,1,2,2-Tetrachloroethane	< 0.15	0.15		ppbV	1	1/28/2013 2:33:00 AM
1,1,2-Trichloroethane	< 0.15	0.15		ppbV	1	1/28/2013 2:33:00 AM
1,1-Dichloroethane	< 0.15	0.15		ppbV	1	1/28/2013 2:33:00 AM
1,1-Dichloroethene	< 0.15	0.15		ppbV	1	1/28/2013 2:33:00 AM
1,2,4-Trichlorobenzene	< 0.15	0.15		ppbV	1	1/28/2013 2:33:00 AM
1,2,4-Trimethylbenzene	0.31	0.15		ppbV	1	1/28/2013 2:33:00 AM
1,2-Dibromoethane	< 0.15	0.15		ppbV	1	1/28/2013 2:33:00 AM
1,2-Dichlorobenzene	< 0.15	0.15		ppbV	1	1/28/2013 2:33:00 AM
1,2-Dichloroethane	< 0.15	0.15		ppbV	1	1/28/2013 2:33:00 AM
1,2-Dichloropropane	< 0.15	0.15		ppbV	1	1/28/2013 2:33:00 AM
1,3,5-Trimethylbenzene	0.17	0.15		ppbV	1	1/28/2013 2:33:00 AM
1,3-butadiene	< 0.15	0.15		ppbV	1	1/28/2013 2:33:00 AM
1,3-Dichlorobenzene	< 0.15	0.15		ppbV	1	1/28/2013 2:33:00 AM
1,4-Dichlorobenzene	< 0.15	0.15		ppbV	1	1/28/2013 2:33:00 AM
1,4-Dioxane	< 0.30	0.30		ppbV	1	1/28/2013 2:33:00 AM
2,2,4-trimethylpentane	< 0.15	0.15		ppbV	1	1/28/2013 2:33:00 AM
4-ethyltoluene	0.13	0.15	J	ppbV	1	1/28/2013 2:33:00 AM
Acetone	14	3.0		ppbV	10	1/28/2013 2:01:00 PM
Allyl chloride	< 0.15	0.15		ppbV	1	1/28/2013 2:33:00 AM
Benzene	0.44	0.15		ppbV	1	1/28/2013 2:33:00 AM
Benzyl chloride	< 0.15	0.15		ppbV	1	1/28/2013 2:33:00 AM
Bromodichloromethane	< 0.15	0.15		ppbV	1	1/28/2013 2:33:00 AM
Bromoform	< 0.15	0.15		ppbV	1	1/28/2013 2:33:00 AM
Bromomethane	< 0.15	0.15		ppbV	1	1/28/2013 2:33:00 AM
Carbon disulfide	< 0.15	0.15		ppbV	1	1/28/2013 2:33:00 AM
Carbon tetrachloride	0.10	0.15	J	ppbV	1	1/28/2013 2:33:00 AM
Chlorobenzene	< 0.15	0.15		ppbV	1	1/28/2013 2:33:00 AM
Chloroethane	< 0.15	0.15		ppbV	1	1/28/2013 2:33:00 AM
Chloroform	0.14	0.15	J	ppbV	1	1/28/2013 2:33:00 AM
Chloromethane	0.67	0.15		ppbV	1	1/28/2013 2:33:00 AM
cis-1,2-Dichloroethene	< 0.15	0.15		ppbV	1	1/28/2013 2:33:00 AM
cis-1,3-Dichloropropene	< 0.15	0.15		ppbV	1	1/28/2013 2:33:00 AM
Cyclohexane	< 0.15	0.15		ppbV	1	1/28/2013 2:33:00 AM
Dibromochloromethane	< 0.15	0.15		ppbV	1	1/28/2013 2:33:00 AM
Ethyl acetate	0.30	0.25		ppbV	1	1/28/2013 2:33:00 AM

Qualifiers:

**	Reporting Limit	.	Results reported are not blank corrected
B	Analyte detected in the associated Method Blank	E	Value above quantitation range
H	Holding times for preparation or analysis exceeded	J	Analyte detected at or below quantitation limits
JN	Non-routine analyte. Quantitation estimated.	ND	Not Detected at the Reporting Limit
S	Spike Recovery outside accepted recovery limits		

Centek Laboratories, LLC

Date: *01-Feb-13*

CLIENT:	Arcadis	**Client Sample ID:**	SS-VMP-6B
Lab Order:	C1301057	**Tag Number:**	318 387
Project:	LMC Corp NJ001050.0001	**Collection Date:**	1/24/2013
Lab ID:	C1301057-027A	**Matrix:**	AIR

Analyses	Result	**Limit	Qual	Units	DF	Date Analyzed
1UG/M3 BY METHOD TO15		**TO-15**				Analyst: **RJP**
Ethylbenzene	0.18	0.15		ppbV	1	1/28/2013 2:33:00 AM
Freon 11	0.57	0.15		ppbV	1	1/28/2013 2:33:00 AM
Freon 113	< 0.15	0.15		ppbV	1	1/28/2013 2:33:00 AM
Freon 114	< 0.15	0.15		ppbV	1	1/28/2013 2:33:00 AM
Freon 12	0.58	0.15		ppbV	1	1/28/2013 2:33:00 AM
Heptane	1.3	0.15		ppbV	1	1/28/2013 2:33:00 AM
Hexachloro-1,3-butadiene	< 0.15	0.15		ppbV	1	1/28/2013 2:33:00 AM
Hexane	0.29	0.15		ppbV	1	1/28/2013 2:33:00 AM
Isopropyl alcohol	1100	120		ppbV	810	1/29/2013 2:18:00 AM
m&p-Xylene	0.36	0.30		ppbV	1	1/28/2013 2:33:00 AM
Methyl Butyl Ketone	< 0.30	0.30		ppbV	1	1/28/2013 2:33:00 AM
Methyl Ethyl Ketone	0.97	0.30		ppbV	1	1/28/2013 2:33:00 AM
Methyl Isobutyl Ketone	< 0.30	0.30		ppbV	1	1/28/2013 2:33:00 AM
Methyl tert-butyl ether	< 0.15	0.15		ppbV	1	1/28/2013 2:33:00 AM
Methylene chloride	380	120		ppbV	810	1/29/2013 2:18:00 AM
o-Xylene	0.12	0.15	J	ppbV	1	1/28/2013 2:33:00 AM
Propylene	< 0.15	0.15		ppbV	1	1/28/2013 2:33:00 AM
Styrene	0.29	0.15		ppbV	1	1/28/2013 2:33:00 AM
Tetrachloroethylene	< 0.15	0.15		ppbV	1	1/28/2013 2:33:00 AM
Tetrahydrofuran	2.2	1.5		ppbV	10	1/28/2013 2:01:00 PM
Toluene	0.97	0.15		ppbV	1	1/28/2013 2:33:00 AM
trans-1,2-Dichloroethene	9.0	1.5		ppbV	10	1/28/2013 2:01:00 PM
trans-1,3-Dichloropropene	< 0.15	0.15		ppbV	1	1/28/2013 2:33:00 AM
Trichloroethene	< 0.15	0.15		ppbV	1	1/28/2013 2:33:00 AM
Vinyl acetate	< 0.15	0.15		ppbV	1	1/28/2013 2:33:00 AM
Vinyl Bromide	< 0.15	0.15		ppbV	1	1/28/2013 2:33:00 AM
Vinyl chloride	< 0.15	0.15		ppbV	1	1/28/2013 2:33:00 AM
Surr: Bromofluorobenzene	92.0	70-130		%REC	1	1/28/2013 2:33:00 AM

Qualifiers:

**	Reporting Limit	.	Results reported are not blank corrected
B	Analyte detected in the associated Method Blank	E	Value above quantitation range
H	Holding times for preparation or analysis exceeded	J	Analyte detected at or below quantitation limits
JN	Non-routine analyte. Quantitation estimated.	ND	Not Detected at the Reporting Limit
S	Spike Recovery outside accepted recovery limits		

Centek Laboratories, LLC

Date: *01-Feb-13*

CLIENT:	Arcadis	**Client Sample ID:**	IA-VMP-6B
Lab Order:	C1301057	**Tag Number:**	131 268
Project:	LMC Corp NJ001050.0001	**Collection Date:**	1/24/2013
Lab ID:	C1301057-028A	**Matrix:**	AIR

Analyses	Result	**Limit	Qual	Units	DF	Date Analyzed
FIELD PARAMETERS		**FLD**				Analyst:
Lab Vacuum In	-5			"Hg		1/25/2013
Lab Vacuum Out	-30			"Hg		1/25/2013
1UG/M3 W/ 0.25UG/M3 CT-TCE-VC		**TO-15**				Analyst: **RJP**
1,1,1-Trichloroethane	< 0.15	0.15		ppbV	1	1/28/2013 3:08:00 AM
1,1,2,2-Tetrachloroethane	< 0.15	0.15		ppbV	1	1/28/2013 3:08:00 AM
1,1,2-Trichloroethane	< 0.15	0.15		ppbV	1	1/28/2013 3:08:00 AM
1,1-Dichloroethane	< 0.15	0.15		ppbV	1	1/28/2013 3:08:00 AM
1,1-Dichloroethene	< 0.15	0.15		ppbV	1	1/28/2013 3:08:00 AM
1,2,4-Trichlorobenzene	< 0.15	0.15		ppbV	1	1/28/2013 3:08:00 AM
1,2,4-Trimethylbenzene	0.29	0.15		ppbV	1	1/28/2013 3:08:00 AM
1,2-Dibromoethane	< 0.15	0.15		ppbV	1	1/28/2013 3:08:00 AM
1,2-Dichlorobenzene	< 0.15	0.15		ppbV	1	1/28/2013 3:08:00 AM
1,2-Dichloroethane	< 0.15	0.15		ppbV	1	1/28/2013 3:08:00 AM
1,2-Dichloropropane	< 0.15	0.15		ppbV	1	1/28/2013 3:08:00 AM
1,3,5-Trimethylbenzene	0.10	0.15	J	ppbV	1	1/28/2013 3:08:00 AM
1,3-butadiene	< 0.15	0.15		ppbV	1	1/28/2013 3:08:00 AM
1,3-Dichlorobenzene	< 0.15	0.15		ppbV	1	1/28/2013 3:08:00 AM
1,4-Dichlorobenzene	< 0.15	0.15		ppbV	1	1/28/2013 3:08:00 AM
1,4-Dioxane	< 0.30	0.30		ppbV	1	1/28/2013 3:08:00 AM
2,2,4-trimethylpentane	< 0.15	0.15		ppbV	1	1/28/2013 3:08:00 AM
4-ethyltoluene	< 0.15	0.15		ppbV	1	1/28/2013 3:08:00 AM
Acetone	16	3.0		ppbV	10	1/28/2013 2:34:00 PM
Allyl chloride	< 0.15	0.15		ppbV	1	1/28/2013 3:08:00 AM
Benzene	0.40	0.15		ppbV	1	1/28/2013 3:08:00 AM
Benzyl chloride	< 0.15	0.15		ppbV	1	1/28/2013 3:08:00 AM
Bromodichloromethane	< 0.15	0.15		ppbV	1	1/28/2013 3:08:00 AM
Bromoform	< 0.15	0.15		ppbV	1	1/28/2013 3:08:00 AM
Bromomethane	< 0.15	0.15		ppbV	1	1/28/2013 3:08:00 AM
Carbon disulfide	< 0.15	0.15		ppbV	1	1/28/2013 3:08:00 AM
Carbon tetrachloride	0.10	0.040		ppbV	1	1/28/2013 3:08:00 AM
Chlorobenzene	< 0.15	0.15		ppbV	1	1/28/2013 3:08:00 AM
Chloroethane	< 0.15	0.15		ppbV	1	1/28/2013 3:08:00 AM
Chloroform	0.14	0.15	J	ppbV	1	1/28/2013 3:08:00 AM
Chloromethane	0.62	0.15		ppbV	1	1/28/2013 3:08:00 AM
cis-1,2-Dichloroethene	< 0.15	0.15		ppbV	1	1/28/2013 3:08:00 AM
cis-1,3-Dichloropropene	< 0.15	0.15		ppbV	1	1/28/2013 3:08:00 AM
Cyclohexane	< 0.15	0.15		ppbV	1	1/28/2013 3:08:00 AM
Dibromochloromethane	< 0.15	0.15		ppbV	1	1/28/2013 3:08:00 AM
Ethyl acetate	0.36	0.25		ppbV	1	1/28/2013 3:08:00 AM

Qualifiers:

**	Reporting Limit	.	Results reported are not blank corrected
B	Analyte detected in the associated Method Blank	E	Value above quantitation range
H	Holding times for preparation or analysis exceeded	J	Analyte detected at or below quantitation limits
JN	Non-routine analyte. Quantitation estimated.	ND	Not Detected at the Reporting Limit
S	Spike Recovery outside accepted recovery limits		

Centek Laboratories, LLC

Date: *01-Feb-13*

CLIENT:	Arcadis	**Client Sample ID:**	IA-VMP-6B
Lab Order:	C1301057	**Tag Number:**	131 268
Project:	LMC Corp NJ001050.0001	**Collection Date:**	1/24/2013
Lab ID:	C1301057-028A	**Matrix:**	AIR

Analyses	Result	**Limit	Qual	Units	DF	Date Analyzed
1UG/M3 W/ 0.25UG/M3 CT-TCE-VC		**TO-15**				Analyst: **RJP**
Ethylbenzene	< 0.15	0.15		ppbV	1	1/28/2013 3:08:00 AM
Freon 11	0.56	0.15		ppbV	1	1/28/2013 3:08:00 AM
Freon 113	< 0.15	0.15		ppbV	1	1/28/2013 3:08:00 AM
Freon 114	< 0.15	0.15		ppbV	1	1/28/2013 3:08:00 AM
Freon 12	0.60	0.15		ppbV	1	1/28/2013 3:08:00 AM
Heptane	1.1	0.15		ppbV	1	1/28/2013 3:08:00 AM
Hexachloro-1,3-butadiene	< 0.15	0.15		ppbV	1	1/28/2013 3:08:00 AM
Hexane	0.27	0.15		ppbV	1	1/28/2013 3:08:00 AM
Isopropyl alcohol	1300	120		ppbV	810	1/29/2013 2:51:00 AM
m&p-Xylene	0.20	0.30	J	ppbV	1	1/28/2013 3:08:00 AM
Methyl Butyl Ketone	< 0.30	0.30		ppbV	1	1/28/2013 3:08:00 AM
Methyl Ethyl Ketone	0.49	0.30		ppbV	1	1/28/2013 3:08:00 AM
Methyl Isobutyl Ketone	0.13	0.30	J	ppbV	1	1/28/2013 3:08:00 AM
Methyl tert-butyl ether	< 0.15	0.15		ppbV	1	1/28/2013 3:08:00 AM
Methylene chloride	190	120		ppbV	810	1/29/2013 2:51:00 AM
o-Xylene	< 0.15	0.15		ppbV	1	1/28/2013 3:08:00 AM
Propylene	< 0.15	0.15		ppbV	1	1/28/2013 3:08:00 AM
Styrene	0.22	0.15		ppbV	1	1/28/2013 3:08:00 AM
Tetrachloroethylene	< 0.15	0.15		ppbV	1	1/28/2013 3:08:00 AM
Tetrahydrofuran	2.1	1.5		ppbV	10	1/28/2013 2:34:00 PM
Toluene	1.1	0.15		ppbV	1	1/28/2013 3:08:00 AM
trans-1,2-Dichloroethene	12	1.5		ppbV	10	1/28/2013 2:34:00 PM
trans-1,3-Dichloropropene	< 0.15	0.15		ppbV	1	1/28/2013 3:08:00 AM
Trichloroethene	0.040	0.040		ppbV	1	1/28/2013 3:08:00 AM
Vinyl acetate	0.50	0.15		ppbV	1	1/28/2013 3:08:00 AM
Vinyl Bromide	< 0.15	0.15		ppbV	1	1/28/2013 3:08:00 AM
Vinyl chloride	< 0.040	0.040		ppbV	1	1/28/2013 3:08:00 AM
Surr: Bromofluorobenzene	96.0	70-130		%REC	1	1/28/2013 3:08:00 AM

Qualifiers:

**	Reporting Limit	.	Results reported are not blank corrected
B	Analyte detected in the associated Method Blank	E	Value above quantitation range
H	Holding times for preparation or analysis exceeded	J	Analyte detected at or below quantitation limits
JN	Non-routine analyte. Quantitation estimated.	ND	Not Detected at the Reporting Limit
S	Spike Recovery outside accepted recovery limits		

Centek Laboratories, LLC

Date: *01-Feb-13*

CLIENT:	Arcadis	**Client Sample ID:**	SS-VMP-4
Lab Order:	C1301057	**Tag Number:**	189 156
Project:	LMC Corp NJ001050.0001	**Collection Date:**	1/24/2013
Lab ID:	C1301057-029A	**Matrix:**	AIR

Analyses	Result	**Limit	Qual	Units	DF	Date Analyzed
FIELD PARAMETERS		**FLD**				Analyst:
Lab Vacuum In	-5			"Hg		1/25/2013
Lab Vacuum Out	-30			"Hg		1/25/2013
1UG/M3 BY METHOD TO15		**TO-15**				Analyst: **RJP**
1,1,1-Trichloroethane	< 0.15	0.15		ppbV	1	1/28/2013 3:43:00 AM
1,1,2,2-Tetrachloroethane	< 0.15	0.15		ppbV	1	1/28/2013 3:43:00 AM
1,1,2-Trichloroethane	< 0.15	0.15		ppbV	1	1/28/2013 3:43:00 AM
1,1-Dichloroethane	< 0.15	0.15		ppbV	1	1/28/2013 3:43:00 AM
1,1-Dichloroethene	< 0.15	0.15		ppbV	1	1/28/2013 3:43:00 AM
1,2,4-Trichlorobenzene	< 0.15	0.15		ppbV	1	1/28/2013 3:43:00 AM
1,2,4-Trimethylbenzene	0.16	0.15		ppbV	1	1/28/2013 3:43:00 AM
1,2-Dibromoethane	< 0.15	0.15		ppbV	1	1/28/2013 3:43:00 AM
1,2-Dichlorobenzene	< 0.15	0.15		ppbV	1	1/28/2013 3:43:00 AM
1,2-Dichloroethane	< 0.15	0.15		ppbV	1	1/28/2013 3:43:00 AM
1,2-Dichloropropane	< 0.15	0.15		ppbV	1	1/28/2013 3:43:00 AM
1,3,5-Trimethylbenzene	< 0.15	0.15		ppbV	1	1/28/2013 3:43:00 AM
1,3-butadiene	< 0.15	0.15		ppbV	1	1/28/2013 3:43:00 AM
1,3-Dichlorobenzene	< 0.15	0.15		ppbV	1	1/28/2013 3:43:00 AM
1,4-Dichlorobenzene	< 0.15	0.15		ppbV	1	1/28/2013 3:43:00 AM
1,4-Dioxane	< 0.30	0.30		ppbV	1	1/28/2013 3:43:00 AM
2,2,4-trimethylpentane	< 0.15	0.15		ppbV	1	1/28/2013 3:43:00 AM
4-ethyltoluene	< 0.15	0.15		ppbV	1	1/28/2013 3:43:00 AM
Acetone	11	3.0		ppbV	10	1/28/2013 3:08:00 PM
Allyl chloride	< 0.15	0.15		ppbV	1	1/28/2013 3:43:00 AM
Benzene	0.34	0.15		ppbV	1	1/28/2013 3:43:00 AM
Benzyl chloride	< 0.15	0.15		ppbV	1	1/28/2013 3:43:00 AM
Bromodichloromethane	< 0.15	0.15		ppbV	1	1/28/2013 3:43:00 AM
Bromoform	< 0.15	0.15		ppbV	1	1/28/2013 3:43:00 AM
Bromomethane	< 0.15	0.15		ppbV	1	1/28/2013 3:43:00 AM
Carbon disulfide	< 0.15	0.15		ppbV	1	1/28/2013 3:43:00 AM
Carbon tetrachloride	0.10	0.15	J	ppbV	1	1/28/2013 3:43:00 AM
Chlorobenzene	< 0.15	0.15		ppbV	1	1/28/2013 3:43:00 AM
Chloroethane	< 0.15	0.15		ppbV	1	1/28/2013 3:43:00 AM
Chloroform	< 0.15	0.15		ppbV	1	1/28/2013 3:43:00 AM
Chloromethane	0.59	0.15		ppbV	1	1/28/2013 3:43:00 AM
cis-1,2-Dichloroethene	< 0.15	0.15		ppbV	1	1/28/2013 3:43:00 AM
cis-1,3-Dichloropropene	< 0.15	0.15		ppbV	1	1/28/2013 3:43:00 AM
Cyclohexane	< 0.15	0.15		ppbV	1	1/28/2013 3:43:00 AM
Dibromochloromethane	< 0.15	0.15		ppbV	1	1/28/2013 3:43:00 AM
Ethyl acetate	0.15	0.25	J	ppbV	1	1/28/2013 3:43:00 AM

Qualifiers:

**	Reporting Limit	.	Results reported are not blank corrected
B	Analyte detected in the associated Method Blank	E	Value above quantitation range
H	Holding times for preparation or analysis exceeded	J	Analyte detected at or below quantitation limits
JN	Non-routine analyte. Quantitation estimated.	ND	Not Detected at the Reporting Limit
S	Spike Recovery outside accepted recovery limits		

Centek Laboratories, LLC

Date: *01-Feb-13*

CLIENT:	Arcadis	**Client Sample ID:**	SS-VMP-4
Lab Order:	C1301057	**Tag Number:**	189 156
Project:	LMC Corp NJ001050.0001	**Collection Date:**	1/24/2013
Lab ID:	C1301057-029A	**Matrix:**	AIR

Analyses	Result	**Limit	Qual	Units	DF	Date Analyzed
1UG/M3 BY METHOD TO15		**TO-15**				Analyst: **RJP**
Ethylbenzene	0.20	0.15		ppbV	1	1/28/2013 3:43:00 AM
Freon 11	4.7	1.5		ppbV	10	1/28/2013 3:08:00 PM
Freon 113	< 0.15	0.15		ppbV	1	1/28/2013 3:43:00 AM
Freon 114	< 0.15	0.15		ppbV	1	1/28/2013 3:43:00 AM
Freon 12	0.57	0.15		ppbV	1	1/28/2013 3:43:00 AM
Heptane	0.16	0.15		ppbV	1	1/28/2013 3:43:00 AM
Hexachloro-1,3-butadiene	< 0.15	0.15		ppbV	1	1/28/2013 3:43:00 AM
Hexane	< 0.15	0.15		ppbV	1	1/28/2013 3:43:00 AM
Isopropyl alcohol	390	40		ppbV	270	1/29/2013 3:25:00 AM
m&p-Xylene	0.30	0.30		ppbV	1	1/28/2013 3:43:00 AM
Methyl Butyl Ketone	< 0.30	0.30		ppbV	1	1/28/2013 3:43:00 AM
Methyl Ethyl Ketone	1.4	0.30		ppbV	1	1/28/2013 3:43:00 AM
Methyl Isobutyl Ketone	< 0.30	0.30		ppbV	1	1/28/2013 3:43:00 AM
Methyl tert-butyl ether	< 0.15	0.15		ppbV	1	1/28/2013 3:43:00 AM
Methylene chloride	14	1.5		ppbV	10	1/28/2013 3:08:00 PM
o-Xylene	0.12	0.15	J	ppbV	1	1/28/2013 3:43:00 AM
Propylene	< 0.15	0.15		ppbV	1	1/28/2013 3:43:00 AM
Styrene	0.62	0.15		ppbV	1	1/28/2013 3:43:00 AM
Tetrachloroethylene	< 0.15	0.15		ppbV	1	1/28/2013 3:43:00 AM
Tetrahydrofuran	0.44	0.15		ppbV	1	1/28/2013 3:43:00 AM
Toluene	0.65	0.15		ppbV	1	1/28/2013 3:43:00 AM
trans-1,2-Dichloroethene	2.7	1.5		ppbV	10	1/28/2013 3:08:00 PM
trans-1,3-Dichloropropene	< 0.15	0.15		ppbV	1	1/28/2013 3:43:00 AM
Trichloroethene	< 0.15	0.15		ppbV	1	1/28/2013 3:43:00 AM
Vinyl acetate	< 0.15	0.15		ppbV	1	1/28/2013 3:43:00 AM
Vinyl Bromide	< 0.15	0.15		ppbV	1	1/28/2013 3:43:00 AM
Vinyl chloride	< 0.15	0.15		ppbV	1	1/28/2013 3:43:00 AM
Surr: Bromofluorobenzene	101	70-130		%REC	1	1/28/2013 3:43:00 AM

Qualifiers:

**	Reporting Limit	.	Results reported are not blank corrected
B	Analyte detected in the associated Method Blank	E	Value above quantitation range
H	Holding times for preparation or analysis exceeded	J	Analyte detected at or below quantitation limits
JN	Non-routine analyte. Quantitation estimated.	ND	Not Detected at the Reporting Limit
S	Spike Recovery outside accepted recovery limits		

Centek Laboratories, LLC

Date: *01-Feb-13*

CLIENT:	Arcadis	**Client Sample ID:**	IA-VMP-4
Lab Order:	C1301057	**Tag Number:**	483 374
Project:	LMC Corp NJ001050.0001	**Collection Date:**	1/24/2013
Lab ID:	C1301057-030A	**Matrix:**	AIR

Analyses	Result	**Limit	Qual	Units	DF	Date Analyzed
FIELD PARAMETERS		**FLD**				Analyst:
Lab Vacuum In	-6			"Hg		1/25/2013
Lab Vacuum Out	-30			"Hg		1/25/2013
1UG/M3 W/ 0.25UG/M3 CT-TCE-VC		**TO-15**				Analyst: **RJP**
1,1,1-Trichloroethane	< 0.15	0.15		ppbV	1	1/26/2013 4:42:00 AM
1,1,2,2-Tetrachloroethane	< 0.15	0.15		ppbV	1	1/26/2013 4:42:00 AM
1,1,2-Trichloroethane	< 0.15	0.15		ppbV	1	1/26/2013 4:42:00 AM
1,1-Dichloroethane	< 0.15	0.15		ppbV	1	1/26/2013 4:42:00 AM
1,1-Dichloroethene	< 0.15	0.15		ppbV	1	1/26/2013 4:42:00 AM
1,2,4-Trichlorobenzene	< 0.15	0.15		ppbV	1	1/26/2013 4:42:00 AM
1,2,4-Trimethylbenzene	0.19	0.15		ppbV	1	1/26/2013 4:42:00 AM
1,2-Dibromoethane	< 0.15	0.15		ppbV	1	1/26/2013 4:42:00 AM
1,2-Dichlorobenzene	< 0.15	0.15		ppbV	1	1/26/2013 4:42:00 AM
1,2-Dichloroethane	< 0.15	0.15		ppbV	1	1/26/2013 4:42:00 AM
1,2-Dichloropropane	< 0.15	0.15		ppbV	1	1/26/2013 4:42:00 AM
1,3,5-Trimethylbenzene	< 0.15	0.15		ppbV	1	1/26/2013 4:42:00 AM
1,3-butadiene	< 0.15	0.15		ppbV	1	1/26/2013 4:42:00 AM
1,3-Dichlorobenzene	< 0.15	0.15		ppbV	1	1/26/2013 4:42:00 AM
1,4-Dichlorobenzene	< 0.15	0.15		ppbV	1	1/26/2013 4:42:00 AM
1,4-Dioxane	< 0.30	0.30		ppbV	1	1/26/2013 4:42:00 AM
2,2,4-trimethylpentane	0.13	0.15	J	ppbV	1	1/26/2013 4:42:00 AM
4-ethyltoluene	< 0.15	0.15		ppbV	1	1/26/2013 4:42:00 AM
Acetone	8.6	3.0		ppbV	10	1/27/2013 7:52:00 AM
Allyl chloride	< 0.15	0.15		ppbV	1	1/26/2013 4:42:00 AM
Benzene	0.39	0.15		ppbV	1	1/26/2013 4:42:00 AM
Benzyl chloride	< 0.15	0.15		ppbV	1	1/26/2013 4:42:00 AM
Bromodichloromethane	< 0.15	0.15		ppbV	1	1/26/2013 4:42:00 AM
Bromoform	< 0.15	0.15		ppbV	1	1/26/2013 4:42:00 AM
Bromomethane	< 0.15	0.15		ppbV	1	1/26/2013 4:42:00 AM
Carbon disulfide	< 0.15	0.15		ppbV	1	1/26/2013 4:42:00 AM
Carbon tetrachloride	0.12	0.040		ppbV	1	1/26/2013 4:42:00 AM
Chlorobenzene	< 0.15	0.15		ppbV	1	1/26/2013 4:42:00 AM
Chloroethane	< 0.15	0.15		ppbV	1	1/26/2013 4:42:00 AM
Chloroform	< 0.15	0.15		ppbV	1	1/26/2013 4:42:00 AM
Chloromethane	0.65	0.15		ppbV	1	1/26/2013 4:42:00 AM
cis-1,2-Dichloroethene	< 0.15	0.15		ppbV	1	1/26/2013 4:42:00 AM
cis-1,3-Dichloropropene	< 0.15	0.15		ppbV	1	1/26/2013 4:42:00 AM
Cyclohexane	< 0.15	0.15		ppbV	1	1/26/2013 4:42:00 AM
Dibromochloromethane	< 0.15	0.15		ppbV	1	1/26/2013 4:42:00 AM
Ethyl acetate	0.11	0.25	J	ppbV	1	1/26/2013 4:42:00 AM

Qualifiers:

**	Reporting Limit	.	Results reported are not blank corrected
B	Analyte detected in the associated Method Blank	E	Value above quantitation range
H	Holding times for preparation or analysis exceeded	J	Analyte detected at or below quantitation limits
JN	Non-routine analyte. Quantitation estimated.	ND	Not Detected at the Reporting Limit
S	Spike Recovery outside accepted recovery limits		

Centek Laboratories, LLC

Date: *01-Feb-13*

CLIENT:	Arcadis	**Client Sample ID:**	IA-VMP-4
Lab Order:	C1301057	**Tag Number:**	483 374
Project:	LMC Corp NJ001050.0001	**Collection Date:**	1/24/2013
Lab ID:	C1301057-030A	**Matrix:**	AIR

Analyses	Result	**Limit	Qual	Units	DF	Date Analyzed
1UG/M3 W/ 0.25UG/M3 CT-TCE-VC		**TO-15**				Analyst: **RJP**
Ethylbenzene	< 0.15	0.15		ppbV	1	1/26/2013 4:42:00 AM
Freon 11	2.8	1.5		ppbV	10	1/27/2013 7:52:00 AM
Freon 113	0.11	0.15	J	ppbV	1	1/26/2013 4:42:00 AM
Freon 114	< 0.15	0.15		ppbV	1	1/26/2013 4:42:00 AM
Freon 12	0.63	0.15		ppbV	1	1/26/2013 4:42:00 AM
Heptane	0.17	0.15		ppbV	1	1/26/2013 4:42:00 AM
Hexachloro-1,3-butadiene	< 0.15	0.15		ppbV	1	1/26/2013 4:42:00 AM
Hexane	< 0.15	0.15		ppbV	1	1/26/2013 4:42:00 AM
Isopropyl alcohol	69	6.0		ppbV	40	1/27/2013 8:25:00 AM
m&p-Xylene	0.22	0.30	J	ppbV	1	1/26/2013 4:42:00 AM
Methyl Butyl Ketone	< 0.30	0.30		ppbV	1	1/26/2013 4:42:00 AM
Methyl Ethyl Ketone	0.20	0.30	J	ppbV	1	1/26/2013 4:42:00 AM
Methyl Isobutyl Ketone	< 0.30	0.30		ppbV	1	1/26/2013 4:42:00 AM
Methyl tert-butyl ether	< 0.15	0.15		ppbV	1	1/26/2013 4:42:00 AM
Methylene chloride	9.9	1.5		ppbV	10	1/27/2013 7:52:00 AM
o-Xylene	0.10	0.15	J	ppbV	1	1/26/2013 4:42:00 AM
Propylene	< 0.15	0.15		ppbV	1	1/26/2013 4:42:00 AM
Styrene	0.46	0.15		ppbV	1	1/26/2013 4:42:00 AM
Tetrachloroethylene	< 0.15	0.15		ppbV	1	1/26/2013 4:42:00 AM
Tetrahydrofuran	0.37	0.15		ppbV	1	1/26/2013 4:42:00 AM
Toluene	0.75	0.15		ppbV	1	1/26/2013 4:42:00 AM
trans-1,2-Dichloroethene	2.0	1.5		ppbV	10	1/27/2013 7:52:00 AM
trans-1,3-Dichloropropene	< 0.15	0.15		ppbV	1	1/26/2013 4:42:00 AM
Trichloroethene	0.21	0.040		ppbV	1	1/26/2013 4:42:00 AM
Vinyl acetate	< 0.15	0.15		ppbV	1	1/26/2013 4:42:00 AM
Vinyl Bromide	< 0.15	0.15		ppbV	1	1/26/2013 4:42:00 AM
Vinyl chloride	< 0.040	0.040		ppbV	1	1/26/2013 4:42:00 AM
Surr: Bromofluorobenzene	97.0	70-130		%REC	1	1/26/2013 4:42:00 AM

Qualifiers:

**	Reporting Limit	.	Results reported are not blank corrected
B	Analyte detected in the associated Method Blank	E	Value above quantitation range
H	Holding times for preparation or analysis exceeded	J	Analyte detected at or below quantitation limits
JN	Non-routine analyte. Quantitation estimated.	ND	Not Detected at the Reporting Limit
S	Spike Recovery outside accepted recovery limits		

Centek Laboratories, LLC

Date: *01-Feb-13*

CLIENT:	Arcadis	**Client Sample ID:**	SS-VMP-2C
Lab Order:	C1301057	**Tag Number:**	459 398
Project:	LMC Corp NJ001050.0001	**Collection Date:**	1/24/2013
Lab ID:	C1301057-031A	**Matrix:**	AIR

Analyses	Result	**Limit	Qual	Units	DF	Date Analyzed
FIELD PARAMETERS		**FLD**				Analyst:
Lab Vacuum In	-8			"Hg		1/25/2013
Lab Vacuum Out	-30			"Hg		1/25/2013
1UG/M3 BY METHOD TO15		**TO-15**				Analyst: **RJP**
1,1,1-Trichloroethane	< 0.15	0.15		ppbV	1	1/28/2013 4:18:00 AM
1,1,2,2-Tetrachloroethane	< 0.15	0.15		ppbV	1	1/28/2013 4:18:00 AM
1,1,2-Trichloroethane	< 0.15	0.15		ppbV	1	1/28/2013 4:18:00 AM
1,1-Dichloroethane	< 0.15	0.15		ppbV	1	1/28/2013 4:18:00 AM
1,1-Dichloroethene	< 0.15	0.15		ppbV	1	1/28/2013 4:18:00 AM
1,2,4-Trichlorobenzene	< 0.15	0.15		ppbV	1	1/28/2013 4:18:00 AM
1,2,4-Trimethylbenzene	0.20	0.15		ppbV	1	1/28/2013 4:18:00 AM
1,2-Dibromoethane	< 0.15	0.15		ppbV	1	1/28/2013 4:18:00 AM
1,2-Dichlorobenzene	< 0.15	0.15		ppbV	1	1/28/2013 4:18:00 AM
1,2-Dichloroethane	< 0.15	0.15		ppbV	1	1/28/2013 4:18:00 AM
1,2-Dichloropropane	< 0.15	0.15		ppbV	1	1/28/2013 4:18:00 AM
1,3,5-Trimethylbenzene	0.10	0.15	J	ppbV	1	1/28/2013 4:18:00 AM
1,3-butadiene	< 0.15	0.15		ppbV	1	1/28/2013 4:18:00 AM
1,3-Dichlorobenzene	< 0.15	0.15		ppbV	1	1/28/2013 4:18:00 AM
1,4-Dichlorobenzene	< 0.15	0.15		ppbV	1	1/28/2013 4:18:00 AM
1,4-Dioxane	< 0.30	0.30		ppbV	1	1/28/2013 4:18:00 AM
2,2,4-trimethylpentane	< 0.15	0.15		ppbV	1	1/28/2013 4:18:00 AM
4-ethyltoluene	< 0.15	0.15		ppbV	1	1/28/2013 4:18:00 AM
Acetone	7.3	3.0		ppbV	10	1/28/2013 3:41:00 PM
Allyl chloride	< 0.15	0.15		ppbV	1	1/28/2013 4:18:00 AM
Benzene	0.26	0.15		ppbV	1	1/28/2013 4:18:00 AM
Benzyl chloride	< 0.15	0.15		ppbV	1	1/28/2013 4:18:00 AM
Bromodichloromethane	< 0.15	0.15		ppbV	1	1/28/2013 4:18:00 AM
Bromoform	< 0.15	0.15		ppbV	1	1/28/2013 4:18:00 AM
Bromomethane	< 0.15	0.15		ppbV	1	1/28/2013 4:18:00 AM
Carbon disulfide	< 0.15	0.15		ppbV	1	1/28/2013 4:18:00 AM
Carbon tetrachloride	0.10	0.15	J	ppbV	1	1/28/2013 4:18:00 AM
Chlorobenzene	< 0.15	0.15		ppbV	1	1/28/2013 4:18:00 AM
Chloroethane	< 0.15	0.15		ppbV	1	1/28/2013 4:18:00 AM
Chloroform	< 0.15	0.15		ppbV	1	1/28/2013 4:18:00 AM
Chloromethane	0.51	0.15		ppbV	1	1/28/2013 4:18:00 AM
cis-1,2-Dichloroethene	< 0.15	0.15		ppbV	1	1/28/2013 4:18:00 AM
cis-1,3-Dichloropropene	< 0.15	0.15		ppbV	1	1/28/2013 4:18:00 AM
Cyclohexane	< 0.15	0.15		ppbV	1	1/28/2013 4:18:00 AM
Dibromochloromethane	< 0.15	0.15		ppbV	1	1/28/2013 4:18:00 AM
Ethyl acetate	< 0.25	0.25		ppbV	1	1/28/2013 4:18:00 AM

Qualifiers:

**	Reporting Limit	.	Results reported are not blank corrected
B	Analyte detected in the associated Method Blank	E	Value above quantitation range
H	Holding times for preparation or analysis exceeded	J	Analyte detected at or below quantitation limits
JN	Non-routine analyte. Quantitation estimated.	ND	Not Detected at the Reporting Limit
S	Spike Recovery outside accepted recovery limits		

Centek Laboratories, LLC

Date: *01-Feb-13*

CLIENT:	Arcadis	**Client Sample ID:**	SS-VMP-2C
Lab Order:	C1301057	**Tag Number:**	459 398
Project:	LMC Corp NJ001050.0001	**Collection Date:**	1/24/2013
Lab ID:	C1301057-031A	**Matrix:**	AIR

Analyses	Result	**Limit	Qual	Units	DF	Date Analyzed
1UG/M3 BY METHOD TO15		**TO-15**				Analyst: **RJP**
Ethylbenzene	0.15	0.15		ppbV	1	1/28/2013 4:18:00 AM
Freon 11	4.8	1.5		ppbV	10	1/28/2013 3:41:00 PM
Freon 113	< 0.15	0.15		ppbV	1	1/28/2013 4:18:00 AM
Freon 114	< 0.15	0.15		ppbV	1	1/28/2013 4:18:00 AM
Freon 12	0.56	0.15		ppbV	1	1/28/2013 4:18:00 AM
Heptane	0.21	0.15		ppbV	1	1/28/2013 4:18:00 AM
Hexachloro-1,3-butadiene	< 0.15	0.15		ppbV	1	1/28/2013 4:18:00 AM
Hexane	< 0.15	0.15		ppbV	1	1/28/2013 4:18:00 AM
Isopropyl alcohol	120	14		ppbV	90	1/29/2013 3:59:00 AM
m&p-Xylene	0.36	0.30		ppbV	1	1/28/2013 4:18:00 AM
Methyl Butyl Ketone	< 0.30	0.30		ppbV	1	1/28/2013 4:18:00 AM
Methyl Ethyl Ketone	0.61	0.30		ppbV	1	1/28/2013 4:18:00 AM
Methyl Isobutyl Ketone	< 0.30	0.30		ppbV	1	1/28/2013 4:18:00 AM
Methyl tert-butyl ether	< 0.15	0.15		ppbV	1	1/28/2013 4:18:00 AM
Methylene chloride	8.5	1.5		ppbV	10	1/28/2013 3:41:00 PM
o-Xylene	0.15	0.15		ppbV	1	1/28/2013 4:18:00 AM
Propylene	< 0.15	0.15		ppbV	1	1/28/2013 4:18:00 AM
Styrene	0.42	0.15		ppbV	1	1/28/2013 4:18:00 AM
Tetrachloroethylene	< 0.15	0.15		ppbV	1	1/28/2013 4:18:00 AM
Tetrahydrofuran	0.22	0.15		ppbV	1	1/28/2013 4:18:00 AM
Toluene	0.42	0.15		ppbV	1	1/28/2013 4:18:00 AM
trans-1,2-Dichloroethene	0.66	0.15		ppbV	1	1/28/2013 4:18:00 AM
trans-1,3-Dichloropropene	< 0.15	0.15		ppbV	1	1/28/2013 4:18:00 AM
Trichloroethene	< 0.15	0.15		ppbV	1	1/28/2013 4:18:00 AM
Vinyl acetate	< 0.15	0.15		ppbV	1	1/28/2013 4:18:00 AM
Vinyl Bromide	< 0.15	0.15		ppbV	1	1/28/2013 4:18:00 AM
Vinyl chloride	< 0.15	0.15		ppbV	1	1/28/2013 4:18:00 AM
Surr: Bromofluorobenzene	91.0	70-130		%REC	1	1/28/2013 4:18:00 AM

Qualifiers:

**	Reporting Limit	.	Results reported are not blank corrected
B	Analyte detected in the associated Method Blank	E	Value above quantitation range
H	Holding times for preparation or analysis exceeded	J	Analyte detected at or below quantitation limits
JN	Non-routine analyte. Quantitation estimated.	ND	Not Detected at the Reporting Limit
S	Spike Recovery outside accepted recovery limits		

Centek Laboratories, LLC

Date: *01-Feb-13*

CLIENT:	Arcadis	**Client Sample ID:**	IA-VMP-2C
Lab Order:	C1301057	**Tag Number:**	285 385
Project:	LMC Corp NJ001050.0001	**Collection Date:**	1/24/2013
Lab ID:	C1301057-032A	**Matrix:**	AIR

Analyses	Result	**Limit	Qual	Units	DF	Date Analyzed
FIELD PARAMETERS		**FLD**				Analyst:
Lab Vacuum In	-7			"Hg		1/25/2013
Lab Vacuum Out	-30			"Hg		1/25/2013
1UG/M3 W/ 0.25UG/M3 CT-TCE-VC		**TO-15**				Analyst: **RJP**
1,1,1-Trichloroethane	< 0.15	0.15		ppbV	1	1/26/2013 3:33:00 AM
1,1,2,2-Tetrachloroethane	< 0.15	0.15		ppbV	1	1/26/2013 3:33:00 AM
1,1,2-Trichloroethane	< 0.15	0.15		ppbV	1	1/26/2013 3:33:00 AM
1,1-Dichloroethane	< 0.15	0.15		ppbV	1	1/26/2013 3:33:00 AM
1,1-Dichloroethene	< 0.15	0.15		ppbV	1	1/26/2013 3:33:00 AM
1,2,4-Trichlorobenzene	< 0.15	0.15		ppbV	1	1/26/2013 3:33:00 AM
1,2,4-Trimethylbenzene	0.25	0.15		ppbV	1	1/26/2013 3:33:00 AM
1,2-Dibromoethane	< 0.15	0.15		ppbV	1	1/26/2013 3:33:00 AM
1,2-Dichlorobenzene	< 0.15	0.15		ppbV	1	1/26/2013 3:33:00 AM
1,2-Dichloroethane	< 0.15	0.15		ppbV	1	1/26/2013 3:33:00 AM
1,2-Dichloropropane	< 0.15	0.15		ppbV	1	1/26/2013 3:33:00 AM
1,3,5-Trimethylbenzene	< 0.15	0.15		ppbV	1	1/26/2013 3:33:00 AM
1,3-butadiene	< 0.15	0.15		ppbV	1	1/26/2013 3:33:00 AM
1,3-Dichlorobenzene	< 0.15	0.15		ppbV	1	1/26/2013 3:33:00 AM
1,4-Dichlorobenzene	< 0.15	0.15		ppbV	1	1/26/2013 3:33:00 AM
1,4-Dioxane	< 0.30	0.30		ppbV	1	1/26/2013 3:33:00 AM
2,2,4-trimethylpentane	< 0.15	0.15		ppbV	1	1/26/2013 3:33:00 AM
4-ethyltoluene	< 0.15	0.15		ppbV	1	1/26/2013 3:33:00 AM
Acetone	6.8	3.0		ppbV	10	1/27/2013 5:39:00 AM
Allyl chloride	< 0.15	0.15		ppbV	1	1/26/2013 3:33:00 AM
Benzene	0.39	0.15		ppbV	1	1/26/2013 3:33:00 AM
Benzyl chloride	< 0.15	0.15		ppbV	1	1/26/2013 3:33:00 AM
Bromodichloromethane	< 0.15	0.15		ppbV	1	1/26/2013 3:33:00 AM
Bromoform	< 0.15	0.15		ppbV	1	1/26/2013 3:33:00 AM
Bromomethane	< 0.15	0.15		ppbV	1	1/26/2013 3:33:00 AM
Carbon disulfide	< 0.15	0.15		ppbV	1	1/26/2013 3:33:00 AM
Carbon tetrachloride	0.13	0.040		ppbV	1	1/26/2013 3:33:00 AM
Chlorobenzene	< 0.15	0.15		ppbV	1	1/26/2013 3:33:00 AM
Chloroethane	< 0.15	0.15		ppbV	1	1/26/2013 3:33:00 AM
Chloroform	< 0.15	0.15		ppbV	1	1/26/2013 3:33:00 AM
Chloromethane	0.64	0.15		ppbV	1	1/26/2013 3:33:00 AM
cis-1,2-Dichloroethene	< 0.15	0.15		ppbV	1	1/26/2013 3:33:00 AM
cis-1,3-Dichloropropene	< 0.15	0.15		ppbV	1	1/26/2013 3:33:00 AM
Cyclohexane	< 0.15	0.15		ppbV	1	1/26/2013 3:33:00 AM
Dibromochloromethane	< 0.15	0.15		ppbV	1	1/26/2013 3:33:00 AM
Ethyl acetate	0.13	0.25	J	ppbV	1	1/26/2013 3:33:00 AM

Qualifiers:

**	Reporting Limit	.	Results reported are not blank corrected
B	Analyte detected in the associated Method Blank	E	Value above quantitation range
H	Holding times for preparation or analysis exceeded	J	Analyte detected at or below quantitation limits
JN	Non-routine analyte. Quantitation estimated.	ND	Not Detected at the Reporting Limit
S	Spike Recovery outside accepted recovery limits		

Centek Laboratories, LLC

Date: *01-Feb-13*

CLIENT:	Arcadis	**Client Sample ID:**	IA-VMP-2C
Lab Order:	C1301057	**Tag Number:**	285 385
Project:	LMC Corp NJ001050.0001	**Collection Date:**	1/24/2013
Lab ID:	C1301057-032A	**Matrix:**	AIR

Analyses	Result	**Limit	Qual	Units	DF	Date Analyzed
1UG/M3 W/ 0.25UG/M3 CT-TCE-VC		**TO-15**				Analyst: **RJP**
Ethylbenzene	< 0.15	0.15		ppbV	1	1/26/2013 3:33:00 AM
Freon 11	3.8	1.5		ppbV	10	1/27/2013 5:39:00 AM
Freon 113	0.17	0.15		ppbV	1	1/26/2013 3:33:00 AM
Freon 114	< 0.15	0.15		ppbV	1	1/26/2013 3:33:00 AM
Freon 12	0.64	0.15		ppbV	1	1/26/2013 3:33:00 AM
Heptane	0.23	0.15		ppbV	1	1/26/2013 3:33:00 AM
Hexachloro-1,3-butadiene	< 0.15	0.15		ppbV	1	1/26/2013 3:33:00 AM
Hexane	< 0.15	0.15		ppbV	1	1/26/2013 3:33:00 AM
Isopropyl alcohol	67	6.0		ppbV	40	1/27/2013 6:12:00 AM
m&p-Xylene	0.24	0.30	J	ppbV	1	1/26/2013 3:33:00 AM
Methyl Butyl Ketone	< 0.30	0.30		ppbV	1	1/26/2013 3:33:00 AM
Methyl Ethyl Ketone	0.22	0.30	J	ppbV	1	1/26/2013 3:33:00 AM
Methyl Isobutyl Ketone	< 0.30	0.30		ppbV	1	1/26/2013 3:33:00 AM
Methyl tert-butyl ether	< 0.15	0.15		ppbV	1	1/26/2013 3:33:00 AM
Methylene chloride	9.6	1.5		ppbV	10	1/27/2013 5:39:00 AM
o-Xylene	0.13	0.15	J	ppbV	1	1/26/2013 3:33:00 AM
Propylene	< 0.15	0.15		ppbV	1	1/26/2013 3:33:00 AM
Styrene	0.55	0.15		ppbV	1	1/26/2013 3:33:00 AM
Tetrachloroethylene	< 0.15	0.15		ppbV	1	1/26/2013 3:33:00 AM
Tetrahydrofuran	0.25	0.15		ppbV	1	1/26/2013 3:33:00 AM
Toluene	0.71	0.15		ppbV	1	1/26/2013 3:33:00 AM
trans-1,2-Dichloroethene	2.5	1.5		ppbV	10	1/27/2013 5:39:00 AM
trans-1,3-Dichloropropene	< 0.15	0.15		ppbV	1	1/26/2013 3:33:00 AM
Trichloroethene	0.060	0.040		ppbV	1	1/26/2013 3:33:00 AM
Vinyl acetate	< 0.15	0.15		ppbV	1	1/26/2013 3:33:00 AM
Vinyl Bromide	< 0.15	0.15		ppbV	1	1/26/2013 3:33:00 AM
Vinyl chloride	< 0.040	0.040		ppbV	1	1/26/2013 3:33:00 AM
Surr: Bromofluorobenzene	92.0	70-130		%REC	1	1/26/2013 3:33:00 AM

Qualifiers:

**	Reporting Limit	.	Results reported are not blank corrected
B	Analyte detected in the associated Method Blank	E	Value above quantitation range
H	Holding times for preparation or analysis exceeded	J	Analyte detected at or below quantitation limits
JN	Non-routine analyte. Quantitation estimated.	ND	Not Detected at the Reporting Limit
S	Spike Recovery outside accepted recovery limits		

Centek Laboratories, LLC

Date: *01-Feb-13*

CLIENT:	Arcadis	**Client Sample ID:**	SS-VMP-2B
Lab Order:	C1301057	**Tag Number:**	283 306
Project:	LMC Corp NJ001050.0001	**Collection Date:**	1/24/2013
Lab ID:	C1301057-033A	**Matrix:**	AIR

Analyses	Result	**Limit	Qual	Units	DF	Date Analyzed
FIELD PARAMETERS		**FLD**				Analyst:
Lab Vacuum In	-5			"Hg		1/25/2013
Lab Vacuum Out	-30			"Hg		1/25/2013
1UG/M3 W/ 0.25UG/M3 CT-TCE-VC		**TO-15**				Analyst: **RJP**
1,1,1-Trichloroethane	< 0.15	0.15		ppbV	1	1/28/2013 4:53:00 AM
1,1,2,2-Tetrachloroethane	< 0.15	0.15		ppbV	1	1/28/2013 4:53:00 AM
1,1,2-Trichloroethane	< 0.15	0.15		ppbV	1	1/28/2013 4:53:00 AM
1,1-Dichloroethane	< 0.15	0.15		ppbV	1	1/28/2013 4:53:00 AM
1,1-Dichloroethene	< 0.15	0.15		ppbV	1	1/28/2013 4:53:00 AM
1,2,4-Trichlorobenzene	< 0.15	0.15		ppbV	1	1/28/2013 4:53:00 AM
1,2,4-Trimethylbenzene	0.11	0.15	J	ppbV	1	1/28/2013 4:53:00 AM
1,2-Dibromoethane	< 0.15	0.15		ppbV	1	1/28/2013 4:53:00 AM
1,2-Dichlorobenzene	< 0.15	0.15		ppbV	1	1/28/2013 4:53:00 AM
1,2-Dichloroethane	< 0.15	0.15		ppbV	1	1/28/2013 4:53:00 AM
1,2-Dichloropropane	< 0.15	0.15		ppbV	1	1/28/2013 4:53:00 AM
1,3,5-Trimethylbenzene	< 0.15	0.15		ppbV	1	1/28/2013 4:53:00 AM
1,3-butadiene	< 0.15	0.15		ppbV	1	1/28/2013 4:53:00 AM
1,3-Dichlorobenzene	< 0.15	0.15		ppbV	1	1/28/2013 4:53:00 AM
1,4-Dichlorobenzene	< 0.15	0.15		ppbV	1	1/28/2013 4:53:00 AM
1,4-Dioxane	< 0.30	0.30		ppbV	1	1/28/2013 4:53:00 AM
2,2,4-trimethylpentane	< 0.15	0.15		ppbV	1	1/28/2013 4:53:00 AM
4-ethyltoluene	< 0.15	0.15		ppbV	1	1/28/2013 4:53:00 AM
Acetone	7.9	3.0		ppbV	10	1/28/2013 4:15:00 PM
Allyl chloride	< 0.15	0.15		ppbV	1	1/28/2013 4:53:00 AM
Benzene	0.35	0.15		ppbV	1	1/28/2013 4:53:00 AM
Benzyl chloride	< 0.15	0.15		ppbV	1	1/28/2013 4:53:00 AM
Bromodichloromethane	< 0.15	0.15		ppbV	1	1/28/2013 4:53:00 AM
Bromoform	< 0.15	0.15		ppbV	1	1/28/2013 4:53:00 AM
Bromomethane	< 0.15	0.15		ppbV	1	1/28/2013 4:53:00 AM
Carbon disulfide	< 0.15	0.15		ppbV	1	1/28/2013 4:53:00 AM
Carbon tetrachloride	0.11	0.040		ppbV	1	1/28/2013 4:53:00 AM
Chlorobenzene	< 0.15	0.15		ppbV	1	1/28/2013 4:53:00 AM
Chloroethane	< 0.15	0.15		ppbV	1	1/28/2013 4:53:00 AM
Chloroform	< 0.15	0.15		ppbV	1	1/28/2013 4:53:00 AM
Chloromethane	0.56	0.15		ppbV	1	1/28/2013 4:53:00 AM
cis-1,2-Dichloroethene	< 0.15	0.15		ppbV	1	1/28/2013 4:53:00 AM
cis-1,3-Dichloropropene	< 0.15	0.15		ppbV	1	1/28/2013 4:53:00 AM
Cyclohexane	< 0.15	0.15		ppbV	1	1/28/2013 4:53:00 AM
Dibromochloromethane	< 0.15	0.15		ppbV	1	1/28/2013 4:53:00 AM
Ethyl acetate	0.12	0.25	J	ppbV	1	1/28/2013 4:53:00 AM

Qualifiers:

**	Reporting Limit	.	Results reported are not blank corrected
B	Analyte detected in the associated Method Blank	E	Value above quantitation range
H	Holding times for preparation or analysis exceeded	J	Analyte detected at or below quantitation limits
JN	Non-routine analyte. Quantitation estimated.	ND	Not Detected at the Reporting Limit
S	Spike Recovery outside accepted recovery limits		

Centek Laboratories, LLC

Date: *01-Feb-13*

CLIENT:	Arcadis	**Client Sample ID:**	SS-VMP-2B
Lab Order:	C1301057	**Tag Number:**	283 306
Project:	LMC Corp NJ001050.0001	**Collection Date:**	1/24/2013
Lab ID:	C1301057-033A	**Matrix:**	AIR

Analyses	Result	**Limit	Qual	Units	DF	Date Analyzed
1UG/M3 W/ 0.25UG/M3 CT-TCE-VC		**TO-15**				Analyst: **RJP**
Ethylbenzene	0.11	0.15	J	ppbV	1	1/28/2013 4:53:00 AM
Freon 11	4.3	1.5		ppbV	10	1/28/2013 4:15:00 PM
Freon 113	< 0.15	0.15		ppbV	1	1/28/2013 4:53:00 AM
Freon 114	< 0.15	0.15		ppbV	1	1/28/2013 4:53:00 AM
Freon 12	0.60	0.15		ppbV	1	1/28/2013 4:53:00 AM
Heptane	0.19	0.15		ppbV	1	1/28/2013 4:53:00 AM
Hexachloro-1,3-butadiene	< 0.15	0.15		ppbV	1	1/28/2013 4:53:00 AM
Hexane	< 0.15	0.15		ppbV	1	1/28/2013 4:53:00 AM
Isopropyl alcohol	110	14		ppbV	90	1/29/2013 4:33:00 AM
m&p-Xylene	0.20	0.30	J	ppbV	1	1/28/2013 4:53:00 AM
Methyl Butyl Ketone	< 0.30	0.30		ppbV	1	1/28/2013 4:53:00 AM
Methyl Ethyl Ketone	0.35	0.30		ppbV	1	1/28/2013 4:53:00 AM
Methyl Isobutyl Ketone	< 0.30	0.30		ppbV	1	1/28/2013 4:53:00 AM
Methyl tert-butyl ether	< 0.15	0.15		ppbV	1	1/28/2013 4:53:00 AM
Methylene chloride	9.2	1.5		ppbV	10	1/28/2013 4:15:00 PM
o-Xylene	< 0.15	0.15		ppbV	1	1/28/2013 4:53:00 AM
Propylene	< 0.15	0.15		ppbV	1	1/28/2013 4:53:00 AM
Styrene	0.45	0.15		ppbV	1	1/28/2013 4:53:00 AM
Tetrachloroethylene	< 0.15	0.15		ppbV	1	1/28/2013 4:53:00 AM
Tetrahydrofuran	0.22	0.15		ppbV	1	1/28/2013 4:53:00 AM
Toluene	0.39	0.15		ppbV	1	1/28/2013 4:53:00 AM
trans-1,2-Dichloroethene	0.80	0.15		ppbV	1	1/28/2013 4:53:00 AM
trans-1,3-Dichloropropene	< 0.15	0.15		ppbV	1	1/28/2013 4:53:00 AM
Trichloroethene	0.060	0.040		ppbV	1	1/28/2013 4:53:00 AM
Vinyl acetate	< 0.15	0.15		ppbV	1	1/28/2013 4:53:00 AM
Vinyl Bromide	< 0.15	0.15		ppbV	1	1/28/2013 4:53:00 AM
Vinyl chloride	< 0.040	0.040		ppbV	1	1/28/2013 4:53:00 AM
Surr: Bromofluorobenzene	78.0	70-130		%REC	1	1/28/2013 4:53:00 AM

Qualifiers:

**	Reporting Limit	.	Results reported are not blank corrected
B	Analyte detected in the associated Method Blank	E	Value above quantitation range
H	Holding times for preparation or analysis exceeded	J	Analyte detected at or below quantitation limits
JN	Non-routine analyte. Quantitation estimated.	ND	Not Detected at the Reporting Limit
S	Spike Recovery outside accepted recovery limits		

Centek Laboratories, LLC

Date: *01-Feb-13*

CLIENT:	Arcadis	**Client Sample ID:**	IA-VMP-2B
Lab Order:	C1301057	**Tag Number:**	102 373
Project:	LMC Corp NJ001050.0001	**Collection Date:**	1/24/2013
Lab ID:	C1301057-034A	**Matrix:**	AIR

Analyses	Result	**Limit	Qual	Units	DF	Date Analyzed
FIELD PARAMETERS		**FLD**				Analyst:
Lab Vacuum In	-7			"Hg		1/25/2013
Lab Vacuum Out	-30			"Hg		1/25/2013
1UG/M3 W/ 0.25UG/M3 CT-TCE-VC		**TO-15**				Analyst: **RJP**
1,1,1-Trichloroethane	< 0.15	0.15		ppbV	1	1/26/2013 4:07:00 AM
1,1,2,2-Tetrachloroethane	< 0.15	0.15		ppbV	1	1/26/2013 4:07:00 AM
1,1,2-Trichloroethane	< 0.15	0.15		ppbV	1	1/26/2013 4:07:00 AM
1,1-Dichloroethane	< 0.15	0.15		ppbV	1	1/26/2013 4:07:00 AM
1,1-Dichloroethene	< 0.15	0.15		ppbV	1	1/26/2013 4:07:00 AM
1,2,4-Trichlorobenzene	< 0.15	0.15		ppbV	1	1/26/2013 4:07:00 AM
1,2,4-Trimethylbenzene	0.22	0.15		ppbV	1	1/26/2013 4:07:00 AM
1,2-Dibromoethane	< 0.15	0.15		ppbV	1	1/26/2013 4:07:00 AM
1,2-Dichlorobenzene	< 0.15	0.15		ppbV	1	1/26/2013 4:07:00 AM
1,2-Dichloroethane	< 0.15	0.15		ppbV	1	1/26/2013 4:07:00 AM
1,2-Dichloropropane	< 0.15	0.15		ppbV	1	1/26/2013 4:07:00 AM
1,3,5-Trimethylbenzene	< 0.15	0.15		ppbV	1	1/26/2013 4:07:00 AM
1,3-butadiene	< 0.15	0.15		ppbV	1	1/26/2013 4:07:00 AM
1,3-Dichlorobenzene	< 0.15	0.15		ppbV	1	1/26/2013 4:07:00 AM
1,4-Dichlorobenzene	< 0.15	0.15		ppbV	1	1/26/2013 4:07:00 AM
1,4-Dioxane	< 0.30	0.30		ppbV	1	1/26/2013 4:07:00 AM
2,2,4-trimethylpentane	< 0.15	0.15		ppbV	1	1/26/2013 4:07:00 AM
4-ethyltoluene	< 0.15	0.15		ppbV	1	1/26/2013 4:07:00 AM
Acetone	6.9	3.0		ppbV	10	1/27/2013 6:45:00 AM
Allyl chloride	< 0.15	0.15		ppbV	1	1/26/2013 4:07:00 AM
Benzene	0.38	0.15		ppbV	1	1/26/2013 4:07:00 AM
Benzyl chloride	< 0.15	0.15		ppbV	1	1/26/2013 4:07:00 AM
Bromodichloromethane	< 0.15	0.15		ppbV	1	1/26/2013 4:07:00 AM
Bromoform	< 0.15	0.15		ppbV	1	1/26/2013 4:07:00 AM
Bromomethane	< 0.15	0.15		ppbV	1	1/26/2013 4:07:00 AM
Carbon disulfide	< 0.15	0.15		ppbV	1	1/26/2013 4:07:00 AM
Carbon tetrachloride	0.11	0.040		ppbV	1	1/26/2013 4:07:00 AM
Chlorobenzene	< 0.15	0.15		ppbV	1	1/26/2013 4:07:00 AM
Chloroethane	< 0.15	0.15		ppbV	1	1/26/2013 4:07:00 AM
Chloroform	< 0.15	0.15		ppbV	1	1/26/2013 4:07:00 AM
Chloromethane	0.65	0.15		ppbV	1	1/26/2013 4:07:00 AM
cis-1,2-Dichloroethene	< 0.15	0.15		ppbV	1	1/26/2013 4:07:00 AM
cis-1,3-Dichloropropene	< 0.15	0.15		ppbV	1	1/26/2013 4:07:00 AM
Cyclohexane	< 0.15	0.15		ppbV	1	1/26/2013 4:07:00 AM
Dibromochloromethane	< 0.15	0.15		ppbV	1	1/26/2013 4:07:00 AM
Ethyl acetate	0.12	0.25	J	ppbV	1	1/26/2013 4:07:00 AM

Qualifiers:

**	Reporting Limit	.	Results reported are not blank corrected
B	Analyte detected in the associated Method Blank	E	Value above quantitation range
H	Holding times for preparation or analysis exceeded	J	Analyte detected at or below quantitation limits
JN	Non-routine analyte. Quantitation estimated.	ND	Not Detected at the Reporting Limit
S	Spike Recovery outside accepted recovery limits		

Centek Laboratories, LLC

Date: *01-Feb-13*

CLIENT:	Arcadis	**Client Sample ID:**	IA-VMP-2B
Lab Order:	C1301057	**Tag Number:**	102 373
Project:	LMC Corp NJ001050.0001	**Collection Date:**	1/24/2013
Lab ID:	C1301057-034A	**Matrix:**	AIR

Analyses	Result	**Limit	Qual	Units	DF	Date Analyzed
1UG/M3 W/ 0.25UG/M3 CT-TCE-VC		**TO-15**				Analyst: **RJP**
Ethylbenzene	< 0.15	0.15		ppbV	1	1/26/2013 4:07:00 AM
Freon 11	3.4	1.5		ppbV	10	1/27/2013 6:45:00 AM
Freon 113	0.12	0.15	J	ppbV	1	1/26/2013 4:07:00 AM
Freon 114	< 0.15	0.15		ppbV	1	1/26/2013 4:07:00 AM
Freon 12	0.65	0.15		ppbV	1	1/26/2013 4:07:00 AM
Heptane	0.17	0.15		ppbV	1	1/26/2013 4:07:00 AM
Hexachloro-1,3-butadiene	< 0.15	0.15		ppbV	1	1/26/2013 4:07:00 AM
Hexane	0.12	0.15	J	ppbV	1	1/26/2013 4:07:00 AM
Isopropyl alcohol	99	6.0		ppbV	40	1/27/2013 7:19:00 AM
m&p-Xylene	0.26	0.30	J	ppbV	1	1/26/2013 4:07:00 AM
Methyl Butyl Ketone	< 0.30	0.30		ppbV	1	1/26/2013 4:07:00 AM
Methyl Ethyl Ketone	0.26	0.30	J	ppbV	1	1/26/2013 4:07:00 AM
Methyl Isobutyl Ketone	< 0.30	0.30		ppbV	1	1/26/2013 4:07:00 AM
Methyl tert-butyl ether	< 0.15	0.15		ppbV	1	1/26/2013 4:07:00 AM
Methylene chloride	13	1.5		ppbV	10	1/27/2013 6:45:00 AM
o-Xylene	0.14	0.15	J	ppbV	1	1/26/2013 4:07:00 AM
Propylene	< 0.15	0.15		ppbV	1	1/26/2013 4:07:00 AM
Styrene	0.42	0.15		ppbV	1	1/26/2013 4:07:00 AM
Tetrachloroethylene	< 0.15	0.15		ppbV	1	1/26/2013 4:07:00 AM
Tetrahydrofuran	0.37	0.15		ppbV	1	1/26/2013 4:07:00 AM
Toluene	0.68	0.15		ppbV	1	1/26/2013 4:07:00 AM
trans-1,2-Dichloroethene	2.1	1.5		ppbV	10	1/27/2013 6:45:00 AM
trans-1,3-Dichloropropene	< 0.15	0.15		ppbV	1	1/26/2013 4:07:00 AM
Trichloroethene	0.070	0.040		ppbV	1	1/26/2013 4:07:00 AM
Vinyl acetate	< 0.15	0.15		ppbV	1	1/26/2013 4:07:00 AM
Vinyl Bromide	< 0.15	0.15		ppbV	1	1/26/2013 4:07:00 AM
Vinyl chloride	< 0.040	0.040		ppbV	1	1/26/2013 4:07:00 AM
Surr: Bromofluorobenzene	96.0	70-130		%REC	1	1/26/2013 4:07:00 AM

Qualifiers:

**	Reporting Limit	.	Results reported are not blank corrected
B	Analyte detected in the associated Method Blank	E	Value above quantitation range
H	Holding times for preparation or analysis exceeded	J	Analyte detected at or below quantitation limits
JN	Non-routine analyte. Quantitation estimated.	ND	Not Detected at the Reporting Limit
S	Spike Recovery outside accepted recovery limits		

Appendix **D**

Data Usability Summary Report

Lockheed Martin Corporation

Data Usability Summary Report

UTICA, NEW YORK

Volatile Analyses

SDG #C1301057

Analyses Performed By:
Centek Laboratories, LLC

Report: #18640R
Review Level: Tier III
Project: NJ001050.0001.00202

SUMMARY

This data quality assessment summarizes the review of Sample Delivery Group (SDG) #C1301057 for samples collected in association with the Lockheed Martin, Utica, New York Site. The review was conducted as a Tier III evaluation and included review of data package completeness. Only analytical data associated with constituents of concern were reviewed for this validation. Field documentation was not included in this review. Included with this assessment are the validation annotated sample result sheets, and chain of custody. Analyses were performed on the following samples:

Sample ID	Lab ID	Matrix	Sample Collection Date	Parent Sample	Analysis				
					VOC	SVOC	PCB	MET	MISC
SS-VMP-3A	C1301057-001A	Air	1/23/2013		X				
IA-VMP-3A	C1301057-002A	Air	1/23/2013		X				
SS-VMP-5A	C1301057-003A	Air	1/23/2013		X				
IA-VMP-5A	C1301057-004A	Air	1/23/2013		X				
SS-VMP-5B	C1301057-005A	Air	1/23/2013		X				
IA-VMP-5B	C1301057-006A	Air	1/23/2013		X				
SS-VMP-6A	C1301057-007A	Air	1/23/2013		X				
IA-VMP-6A	C1301057-008A	Air	1/23/2013		X				
SS-VMP-7	C1301057-009A	Air	1/23/2013		X				
IA-VMP-7	C1301057-010A	Air	1/23/2013		X				
IA-VMP-7A	C1301057-011A	Air	1/23/2013		X				
SS-VMP-7A	C1301057-012A	Air	1/23/2013		X				
SS-VMP-3B	C1301057-013A	Air	1/24/2013		X				
IA-VMP-3B	C1301057-014A	Air	1/24/2013		X				
IA-VMP-DUP	C1301057-015A	Air	1/24/2013	IA-VMP-3B	X				
SS-VMP-3D	C1301057-016A	Air	1/24/2013		X				
IA-VMP-3D	C1301057-017A	Air	1/24/2013		X				
SS-VMP-3E	C1301057-018A	Air	1/24/2013		X				
IA-VMP-3E	C1301057-019A	Air	1/24/2013		X				
SS-VMP-1B	C1301057-020A	Air	1/24/2013		X				
IA-VMP-1B	C1301057-021A	Air	1/24/2013		X				
SS-VMP-6	C1301057-022A	Air	1/24/2013		X				
SS-VMP-DUP	C1301057-023A	Air	1/24/2013	SS-VMP-6	X				
IA-VMP-6	C1301057-024A	Air	1/24/2013		X				
SS-VMP-GS1	C1301057-025A	Air	1/24/2013		X				
IA-VMP-GS1	C1301057-026A	Air	1/24/2013		X				
SS-VMP-6B	C1301057-027A	Air	1/24/2013		X				
IA-VMP-6B	C1301057-028A	Air	1/24/2013		X				
SS-VMP-4	C1301057-029A	Air	1/24/2013		X				
IA-VMP-4	C1301057-030A	Air	1/24/2013		X				
SS-VMP-2C	C1301057-031A	Air	1/24/2013		X				
IA-VMP-2C	C1301057-032A	Air	1/24/2013		X				
SS-VMP-2B	C1301057-033A	Air	1/24/2013		X				
IA-VMP-2B	C1301057-034A	Air	1/24/2013		X				

ANALYTICAL DATA PACKAGE DOCUMENTATION
GENERAL INFORMATION

Items Reviewed	Reported		Performance Acceptable		Not Required
	No	Yes	No	Yes	
Sample receipt condition		X		X	
Requested analyses and sample results		X		X	
Collection Technique (grab, composite, etc.)		X		X	
Methods of analysis		X		X	
Reporting limits		X		X	
Sample collection date		X		X	
Laboratory sample received date		X		X	
Sample preservation verification (as applicable)		X		X	
Sample preparation/extraction/analysis dates		X		X	
Fully executed Chain-of-Custody (COC) form completed		X		X	
Narrative summary of QA or sample problems provided		X		X	
Data Package Completeness and Compliance		X		X	

QA - Quality Assurance

INTRODUCTION

Analyses were performed according to United States Environmental Protection Agency (USEPA) Method TO-15. Data were reviewed in accordance with USEPA National Functional Guidelines of October 1999, USEPA Region II SOP HW-31- Validating Air Samples Volatile Organic Analysis of Ambient Air In Canister by Method TO-15 of October 2006, New York State DEC Analytical Method ASP 2005 TO-15 (QA/QC Criteria R9 TO-15), NYSDEC Modifications to R9 TO-15 QA/QC Criteria February 2008 and NYSDEC Proposed Change to the ASP Regarding Canister Vacuum June 26, 2009.

The data review process is an evaluation of data on a technical basis rather than a determination of contract compliance. As such, the standards against which the data are being weighed may differ from those specified in the analytical method. It is assumed that the data package represents the best efforts of the laboratory and had already been subjected to adequate and sufficient quality review prior to submission.

During the review process, laboratory qualified and unqualified data are verified against the supporting documentation. Based on this evaluation, qualifier codes may be added, deleted, or modified by the data reviewer. Results are qualified with the following codes in accordance with USEPA National Functional Guidelines:

- Concentration (C) Qualifiers

  U The compound was analyzed for but not detected. The associated value is the compound quantitation limit.

  B The compound has been found in the sample as well as its associated blank, its presence in the sample may be suspect.

- Quantitation (Q) Qualifiers

  E The compound was quantitated above the calibration range.

  D Concentration is based on a diluted sample analysis.

- Validation Qualifiers

  J The compound was positively identified; however, the associated numerical value is an estimated concentration only.

  UJ The compound was not detected above the reported sample quantitation limit. However, the reported limit is approximate and may or may not represent the actual limit of quantitation.

  JN The analysis indicates the presence of a compound for which there is presumptive evidence to make a tentative identification. The associated numerical value is an estimated concentration only.

  UB Compound considered non-detect at the listed value due to associated blank contamination.

  N The analysis indicates the presence of a compound for which there is presumptive evidence to make a tentative identification.

  R The sample results are rejected.

Two facts should be noted by all data users. First, the "R" flag means that the associated value is unusable. In other words, due to significant quality control (QC) problems, the analysis is invalid and provides no information as to whether the compound is present or not. "R" values should not appear on

data tables because they cannot be relied upon, even as a last resort. The second fact to keep in mind is that no compound concentration, even if it has passed all QC tests, is guaranteed to be accurate. Strict QC serves to increase confidence in data but any value potentially contains error.

VOLATILE ORGANIC COMPOUND (VOC) ANALYSES

1. Holding Times

The specified holding times for the following methods are presented in the following table.

Method	Matrix	Holding Time	Preservation	Return Canister Pressure
EPA TO-15	Air	30 days from collection to analysis	Ambient Temperature	< -1" Hg

All samples were analyzed within the specified holding time criteria.

2. Blank Contamination

Quality assurance (QA) blanks (i.e., method and rinse blanks) are prepared to identify any contamination which may have been introduced into the samples during sample preparation or field activity. Method blanks measure laboratory contamination. Rinse blanks measure contamination of samples during field operations.

A blank action level (BAL) of five times the concentration of a detected compound in an associated blank (common laboratory contaminant compounds are calculated at ten times) is calculated for QA blanks containing concentrations greater than the reporting limit (RL). The BAL is compared to the associated sample results to determine the appropriate qualification of the sample results, if needed.

Compounds were not detected above the RL in the associated blanks; therefore detected sample results were not associated with blank contamination.

3. Mass Spectrometer Tuning

Mass spectrometer performance and column resolution was acceptable.

4. Calibration

Satisfactory instrument calibration is established to insure that the instrument is capable of producing acceptable quantitative data. An initial calibration demonstrates that the instrument is capable of acceptable performance at the beginning of an experimental sequence. The continuing calibration verifies that the instrument daily performance is satisfactory.

4.1 Initial Calibration

The method specifies percent relative standard deviation (%RSD) and relative response factor (RRF) limits for select compounds only. A technical review of the data applies limits to all compounds with no exceptions.

All target compounds associated with the initial calibration standards must exhibit a %RSD less than the control limit (30%) and an RRF value greater than control limit (0.05).

4.2 Continuing Calibration

All target compounds associated with the continuing calibration standard must exhibit a percent difference (%D) less than the control limit (30%) and RRF value greater than control limit (0.05).

All compounds associated with the calibrations were within the specified control limits, with the exception of the compounds presented in the following table.

Sample Locations	Initial/Continuing	Compound	Criteria
SS-VMP-6B DL (sample-27) IA-VMP-6B DL(sample-28) SS-VMP-4 DL (sample-29)	CCV %D	trans-1,2-Dichloroethene	+51.3%

The criteria used to evaluate the initial and continuing calibration are presented in the following table. In the case of a calibration deviation, the sample results are qualified.

Initial/Continuing	Criteria	Sample Result	Qualification
Initial and Continuing Calibration	RRF <0.05	Non-detect	R
		Detect	J
	RRF <0.01[1]	Non-detect	R
		Detect	J
	RRF >0.05 or RRF >0.01[1]	Non-detect	No Action
		Detect	
Initial Calibration	%RSD > 30%	Non-detect	UJ
		Detect	J
Continuing Calibration	%D >30% (increase in sensitivity)	Non-detect	No Action
		Detect	J
	%D >30% (decrease in sensitivity)	Non-detect	UJ
		Detect	J

1 RRF of 0.01 only applies to compounds which are typically poor responding compounds (i.e., ketones, 1,4-dioxane, etc.)

5. Surrogates/System Monitoring Compounds

All samples to be analyzed for organic compounds are spiked with surrogate compounds prior to sample preparation to evaluate overall laboratory performance and efficiency of the analytical technique. VOC analysis requires that all surrogates associated with the analysis exhibit recoveries within the laboratory-established acceptance limits.

All surrogate recoveries were within control limits.

6. Internal Standard Performance

Internal standard performance criteria insure that the GC/MS sensitivity and response are stable during every sample analysis. The criteria requires the internal standard compounds associated with the VOC exhibit area counts that are not greater than 40% or less than 40% of the area counts of the associated continuing calibration standard.

Sample locations associated with internal standards exhibiting responses outside of the control limits are presented in the following table.

Sample Locations	Internal Standard	Response
SS-VMP-DUP (sample-23)	Chlorobenzene-d5	>UL
SS-VMP-6B (sample-27)		
SS-VMP-2C (sample-31)		

AC Acceptable

The criteria used to evaluate the internal standard responses are presented in the following table. In the case of an internal standard deviation, the compounds quantitated under the deviant internal standard are qualified as documented in the table below.

Control limit	Sample Result	Qualification
> the upper control limit (UL)	Non-detect	No action
	Detect	J
< the lower control limit (LL) but > 40%	Non-detect	J
	Detect	J
< 40%	Non-detect	R
	Detect	J

7. Laboratory Control Sample /Laboratory Control Sample Duplicate (LCS/LCSD) Analysis

The LCS/LCSD analysis is used to assess the precision and accuracy of the analytical method independent of matrix interferences. The compounds associated with the LCS/LCSD analysis must exhibit a percent recovery within the established acceptance limits of 70% to 130%. The relative percent difference (RPD) between the LCS/LCSD recoveries must exhibit an RPD within the laboratory-established acceptance limits.

Sample locations associated with LCS/LCSD analysis exhibiting recoveries outside of the control limits presented in the following table.

Sample Locations	Compound	LCS Recovery	LCSD Recovery
SS-VMP-3A (sample-1) IA-VMP-3A (sample-2) SS-VMP-5A (sample-3) IA-VMP-5A (sample-4) SS-VMP-5B (sample-5) IA-VMP-5B (sample-6) SS-VMP-6A (sample-7) IA-VMP-6A (sample-8) SS-VMP-7 (sample-9) IA-VMP-7 (sample-10) IA-VMP-7A (sample-11) IA-VMP-3B (sample-14) IA-VMP-DUP (sample-15) IA-VMP-3D (sample-17) IA-VMP-3E (sample-19) IA-VMP-1B (sample-21) IA-VMP-GS1 (sample-26) IA-VMP-4 (sample-30)	1,1,1-Trichloroethane	AC	140%
	1,1,2,2-Tetrachloroethane		137%
	1,1,2-Trichloroethane		131%
	1,1-Dichloroethane		152%
	1,2,4-Trichlorobenzene		<10%
	1,3,5-Trimethylbenzene		175%
	1,3-Butadiene		135%
	1,4-Dioxane		<10%
	4-Ethyltoluene		186%
	Benzyl chloride		131%
	Bromodichloromethane		135%
	Carbon tetrachloride		135%
	Chloromethane		132%
	Ethyl Acetate		60%
	Hexachloro-1,3-butadiene		<10%
	Hexane		65%
	Methyl butyl ketone		<10%
	Methyl ethyl ketone		49%

Sample Locations	Compound	LCS Recovery	LCSD Recovery
IA-VMP-2C (sample-32) IA-VMP-2B (sample-34)	Methyl isobutyl ketone		<10%
	Tetrahydrofuran		55%
IA-VMP-6 (sample-24)	1,1,1-Trichloroethane	AC	140%
	1,1,2,2-Tetrachloroethane		137%
	1,1,2-Trichloroethane		131%
	1,1-Dichloroethane		152%
	1,2,4-Trichlorobenzene		<10%
	1,3,5-Trimethylbenzene		175%
	1,3-Butadiene		135%
	1,4-Dioxane		<10%
	4-Ethyltoluene		186%
	Benzyl chloride		131%
	Bromodichloromethane		135%
	Carbon tetrachloride		135%
	Chloromethane		132%
	Ethyl Acetate		60%
	Hexachloro-1,3-butadiene		<10%
	Hexane		65%
	Methyl butyl ketone		<10%
	Methyl ethyl ketone		49%
	Methyl isobutyl ketone		<10%
SS-VMP-6A DL (sample-7)	Hexane	64%	AC
SS-VMP-7A (sample-12) SS-VMP-3B (sample-13) SS-VMP-3D (sample-16) SS-VMP-3E (sample-18) SS-VMP-1B (sample-20) SS-VMP-6 (sample-22) SS-VMP-DUP (sample-23) SS-VMP-GS1 (sample-25) SS-VMP-6B (sample-27) IA-VMP-6B (sample-28) SS-VMP-4 (sample-29) SS-VMP-2C (sample-31) SS-VMP-2B (sample-33)	1,4-Dioxane	AC	55%
	Hexane	64%	AC
	Methyl ethyl ketone	AC	57%
SS-VMP-6B DL (sample-27) IA-VMP-6B DL (sample-28)	Tetrahydrofuran	AC	49%

The criteria used to evaluate the LCS/LCSD recoveries are presented in the following table. In the case of an LCS/LCSD deviation, the sample results are qualified as documented in the table below.

Control Limit	Sample Result	Qualification
LCS percent recovery >130%	Non-detect	No Action
	Detect	J
LCS percent recovery <70% but > 10%	Non-detect	J
	Detect	J
< 10%	Non-detect	R
	Detect	J

All compounds associated with the LCS/LCSD analysis exhibited recoveries within the control limits; however, sample locations associated with LCS/LCSD recoveries exhibiting an RPD greater than of the control limit presented in the following table.

Sample Locations	Compound
SS-VMP-3A (sample-1) IA-VMP-3A (sample-2) SS-VMP-5A (sample-3) IA-VMP-5A (sample-4) SS-VMP-5B (sample-5) IA-VMP-5B (sample-6) SS-VMP-6A (sample-7) IA-VMP-6A (sample-8) SS-VMP-7 (sample-9) IA-VMP-7 (sample-10) IA-VMP-7A (sample-11) IA-VMP-3B (sample-14) IA-VMP-DUP (sample-15) IA-VMP-3D (sample-17) IA-VMP-3E (sample-19) IA-VMP-1B (sample-21) IA-VMP-GS1 (sample-26) IA-VMP-4 (sample-30) IA-VMP-2C (sample-32) IA-VMP-2B (sample-34)	1,3,5-Trimethylbenzene
	1,3-Butadiene
	4-Ethyltoluene
	Methyl ethyl ketone
	Tetrahydrofuran
IA-VMP-6 (sample-24)	1,3,5-Trimethylbenzene
	1,3-Butadiene
	4-Ethyltoluene
	Methyl ethyl ketone
IA-VMP-3A DL (sample-2)	Acetone
IA-VMP-5A DL (sample-4)	
IA-VMP-5B DL (sample-6)	
IA-VMP-6A DL (sample-8)	
IA-VMP-7 DL (sample-10)	
IA-VMP-7A DL (sample-11)	
IA-VMP-3B DL (sample-14)	Isopropyl alcohol
IA-VMP-DUP DL (sample-15)	Acetone
IA-VMP-3D DL (sample-17)	
IA-VMP-3D DL (sample-17)	Isopropyl alcohol
IA-VMP-3E DL (sample-19)	Acetone
IA-VMP-3E DL (sample-19)	Isopropyl alcohol
IA-VMP-1B DL (sample-21)	Acetone
	Isopropyl alcohol
IA-VMP-6 DL (sample-24)	Acetone
IA-VMP-GS1 DL (sample-26)	Acetone
	Isopropyl alcohol
IA-VMP-4 DL (sample-30)	Acetone
IA-VMP-4 DL (sample-30)	Isopropyl alcohol
IA-VMP-2C DL (sample-32)	Acetone
IA-VMP-2C DL (sample-32)	Isopropyl alcohol
IA-VMP-2B DL (sample-34)	Acetone
IA-VMP-2B DL (sample-34)	Isopropyl alcohol

SS-VMP-7A (sample-12) SS-VMP-3B (sample-13) SS-VMP-3D (sample-16) SS-VMP-3E (sample-18) SS-VMP-1B (sample-20) SS-VMP-GS1 (sample-25) SS-VMP-2C (sample-31) SS-VMP-2B (sample-33)	1,4-Dioxane
	trans-1,2-Dichloroethene
SS-VMP-6 (sample-22) SS-VMP-DUP (sample-23) SS-VMP-6B (sample-27) IA-VMP-6B (sample-28) SS-VMP-4 (sample-29)	1,4-Dioxane
SS-VMP-6 DL (sample-22) SS-VMP-DUP DL (sample-23)	trans-1,2-Dichloroethene
IA-VMP-7 DL (sample-10) SS-VMP-GS1 DL (sample-25) SS-VMP-3A DL (sample-1) SS-VMP-5A DL (sample-3) SS-VMP-5B DL (sample-5) SS-VMP-6A DL (sample-7) SS-VMP-7 DL (sample-9) SS-VMP-7A DL (sample-12) SS-VMP-3B DL (sample-13) SS-VMP-3D DL (sample-16) SS-VMP-1B DL (sample-20) SS-VMP-6 DL (sample-22) SS-VMP-DUP DL (sample-23) SS-VMP-6B DL (sample-27) IA-VMP-6B DL (sample-28) SS-VMP-4 DL (sample-29) SS-VMP-2C DL (sample-31) SS-VMP-2B DL (sample-33)	Isopropyl alcohol
SS-VMP-6B DL (sample-27) IA-VMP-6B DL (sample-28)	Tetrahydrofuran

The criteria used to evaluate the RPD between the LCS/LCSD recoveries are presented in the following table. In the case of an RPD deviation, the sample results are qualified as documented in the table below.

Control Limit	Sample Result	Qualification
> UL	Non-detect	J
	Detect	J

8. Laboratory Duplicate Analysis

The laboratory duplicate relative percent difference (RPD) criterion is applied when parent and duplicate sample concentrations are greater than or equal to 5 times the RL. A control limit of 20% for air matrices is applied when the criteria above is true. In the instance when the parent and/or duplicate sample concentrations are less than or equal to 5 times the RL, a control limit of three times the RL is applied for air matrices.

A Laboratory duplicate was not performed on a sample location associated with this SDG.

9. Field Duplicate Analysis

Field duplicate analysis is used to assess the precision and accuracy of the field sampling procedures and analytical method. A control limit of 100% for air matrices is applied to the RPD between the parent sample and the field duplicate. In the instance when the parent and/or duplicate sample concentrations are less than or equal to 5 times the RL, a control limit of three times the RL is applied for air matrices.

Results for duplicate samples are summarized in the following table.

Sample ID/Duplicate ID	Compound	Sample Result	Duplicate Result	RPD
IA-VMP-3B/ IA-VMP-DUP	1,2,4-Trimethylbenzene	3.3	2.6	AC
	1,3,5-Trimethylbenzene	0.70 J	0.50 J	
	Acetone	9.5	14	
	Benzene	1.8	1.8	
	Carbon tetrachloride	0.77	0.77	
	Chloromethane	1.4	1.3	
	Ethyl acetate	0.37 J	0.40 J	
	Ethylbenzene	0.53 J	0.53 J	
	Freon 11	10	11	9.5%
	Freon 113	0.86 J	0.86 J	AC
	Freon 12	3.2	3.3	
	Heptane	1.2	1.2	
	Hexane	0.5 J	0.64	
	Isopropyl alcohol	340	340	0%
	m,p-Xylene	1.6	1.2 J	AC
	Methyl ethyl ketone	0.60 J	0.69 J	
	Methylene chloride	180	210	
	o-Xylene	0.79	0.57 J	
	Styrene	1.4	1.3	
	Tetrahydrofuran	3.1	3.4	9.2%
	Toluene	3.1	2.9	6.7%
	trans,1,2-Dichloroethene	6.5	7.2	10.2%
	Trichloroethene	0.27	0.27	AC
SS-VMP-6/ SS-VMP-DUP	1,2,4-Trimethylbenzene	2.1	1.7	AC
	1,3,5-Trimethylbenzene	0.70 J	0.65 J	
	4-Ehyltoluene	0.65 J	0.55 J	
	Acetone	50	45	10.5%
	Benzene	1.3	1.3	AC
	Carbon tetrachloride	0.64 J	0.64 J	
	Chloromethane	1.4	1.4	
	Ethyl acetate	1.0	0.84 J	
	Ethylbenzene	0.66	0.75	
	Freon 11	3.0	2.7	
	Freon 12	2.8	2.8	
	Heptane	5.9	5.8	1.7%
	Hexane	1.3	1.2	AC
	Isopropyl alcohol	4000	2800	35.2%
	m,p-Xylene	1.4	1.5	AC
	Methyl ethyl ketone	2.3	2.4	
	Methyl isobutyl ketone	1.2 U	0.54 J	

Sample ID/Duplicate ID	Compound	Sample Result	Duplicate Result	RPD
	Methylene chloride	3600	2300	44.0%
	o-Xylene	0.53 J	0.62 J	AC
	Styrene	0.56 J	0.69	
	Tetrahydrofuran	28	23	19.6%
	Toluene	3.0	3.5	15.3%
	trans,1,2-Dichloroethene	62	54	13.8%

AC Acceptable

The calculated RPDs between the parent sample and field duplicate were acceptable.

10. Compound Identification

Compounds are identified on the GC/MS by using the analytes relative retention time and ion spectra.

Sample results associated with compound that exhibited a concentration greater than the linear range of the instrument calibration are summarized in the following table.

Sample ID	Compound	Original Analysis	Diluted Analysis ug/m3	Reported Analysis ug/m3
SS-VMP-3A	Acetone	--	29 D	29 D
	Isopropyl alcohol	--	790 D	790 D
	Methylene Chloride	--	3300 D	3300 D
	Toluene	--	6.9 D	6.9 D
IA-VMP-3A	Acetone	--	45 D	45 D
	Isopropyl alcohol	--	2300 D	2300 D
	Methylene Chloride	--	2700 D	2700 D
SS-VMP-5A	Acetone	--	35 D	35 D
	Isopropyl alcohol	--	890 D	890 D
	Methylene Chloride	--	3900 D	3900 D
	Toluene	--	15 D	15 D
IA-VMP-5A	Acetone	--	22 D	22 D
	Isopropyl alcohol	--	1100 D	1100 D
	Methylene Chloride	--	1300 D	1300 D
SS-VMP-5B	Acetone	--	33 D	33 D
	Isopropyl alcohol	--	1200 D	1200 D
	m&p-Xylene	--	8.8 D	8.8 D
	Methylene Chloride	--	4100 D	4100 D
	Toluene	--	17 D	17 D
IA-VMP-5B	Acetone	--	35 D	35 D
	Isopropyl alcohol	--	1800 D	1800 D
	Methylene Chloride	--	2000 D	2000 D
SS-VMP-6A	Acetone	--	41 D	41 D
	Hexane	--	5.0 D	5.0 D
	Isopropyl alcohol	--	1700 D	1700 D
	m&p-Xylene	--	9.3 D	9.3 D
	Methylene Chloride	--	4400 D	4400 D
	Toluene	--	38 D	38 D
IA-VMP-6A	Acetone	--	37 D	37 D
	Isopropyl alcohol	--	1700 D	1700 D

Sample ID	Compound	Original Analysis	Diluted Analysis ug/m3	Reported Analysis ug/m3
	Methylene Chloride	--	1400 D	1400 D
SS-VMP-7	Acetone	--	39 D	39 D
	Isopropyl alcohol	--	1900 D	1900 D
	m&p-Xylene	--	13 D	13 D
	Methylene Chloride	--	3800 D	3800 D
	Toluene	--	37 D	37 D
IA-VMP-7	Acetone	--	33 D	33 D
	Isopropyl alcohol	--	3300 D	3300 D
	Methylene Chloride	--	3700 D	3700 D
IA-VMP-7A	Acetone	--	76 D	76 D
	Isopropyl alcohol	--	3500 D	3500 D
	Methylene Chloride	--	2300 D	2300 D
SS-VMP-7A	1,1,1-Trichloroethane	--	25 D	25 D
	Acetone	--	26 D	26 D
	Benzene	--	7.5 D	7.5 D
	Ethyl Acetate	--	6.2 D	6.2 D
	Isopropyl alcohol	--	1100 D	1100 D
	m&p-Xylene	--	9.7 D	9.7 D
	Methylene Chloride	--	860 D	860 D
	Toluene	--	48 D	48 D
	Trichloroethene	--	26 D	26 D
SS-VMP-3B	Acetone	--	17 D	17 D
	Isopropyl alcohol	--	250 D	250 D
	Methylene Chloride	--	190 D	190 D
IA –VMP-3B	Isopropyl alcohol	--	340 D	340 D
	Methylene Chloride	--	180 D	180 D
IA-VMP-DUP	Acetone	--	14 D	14 D
	Isopropyl alcohol	--	340 D	340 D
	Methylene Chloride	--	210 D	210 D
SS-VMP-3D	Acetone	--	15 D	15 D
	Isopropyl alcohol	--	330 D	330 D
	Methylene Chloride	--	250 D	250 D
IA-VMP-3D	Acetone	--	8.5 D	8.5 D
	Freon 11	--	12 D	12 D
	Isopropyl alcohol	--	280 D	280 D
	Methylene Chloride	--	260 D	260 D
SS-VMP-3E	Acetone	--	8.5 D	8.5 D
	Freon 11	--	33 D	33 D
	Isopropyl alcohol	--	37 D	37 D
	Methylene Chloride	--	25 D	25 D
IA-VMP-3E	Acetone	--	9.9 D	9.9 D
	Freon 11	--	19 D	19 D
	Isopropyl alcohol	--	180 D	180 D
	Methylene Chloride	--	35 D	35 D
SS-VMP-1B	Acetone	--	17 D	17 D
	Freon 11	--	44 D	44 D
	Isopropyl alcohol	--	190 D	190 D
	Methylene Chloride	--	42 D	42 D
IA-VMP-1B	Acetone	--	8.7 D	8.7 D
	Freon 11	--	70 D	70 D

Sample ID	Compound	Original Analysis	Diluted Analysis ug/m3	Reported Analysis ug/m3
	Isopropyl alcohol	--	42 D	42 D
	Methylene Chloride	--	16 D	16 D
SS-VMP-6	Acetone	--	50 D	50 D
	Isopropyl alcohol	--	4000 D	4000 D
	Methylene Chloride	--	3600 D	3600 D
	Tetrahydrofuran	--	28 D	28 D
	trans-1,2-Dichloroethene	--	62 D	62 D
SS-VMP-DUP	Acetone	--	45 D	45 D
	Isopropyl alcohol	--	2800 D	2800 D
	Methylene Chloride	--	2300 D	2300 D
	Tetrahydrofuran	--	23 D	23 D
	trans-1,2-Dichloroethene	--	54 D	54 D
IA-VMP-6	Acetone	--	62 D	62 D
	Isopropyl alcohol	--	3800 D	3800 D
	Methylene Chloride	--	2100 D	2100 D
	Tetrahydrofuran	--	36 D	36 D
	trans-1,2-Dichloroethene	--	68 D	68 D
SS-VMP-GS1	Acetone	--	64 D	64 D
	Isopropyl alcohol	--	39 D	39 D
	Methylene Chloride	--	27 D	27 D
IA-VMP-GS1	Acetone	--	21 D	21 D
	Isopropyl alcohol	--	81 D	81 D
SS-VMP-6B	Acetone	--	35 D	35 D
	Isopropyl alcohol	--	2700 D	2700 D
	Methylene Chloride	--	1300 D	1300 D
	Tetrahydrofuran	--	6.6 D	6.6 D
	trans-1,2-Dichloroethene	--	36 D	36 D
IA-VMP-6B	Acetone	--	37 D	37 D
	Isopropyl alcohol	--	3200 D	3200 D
	Methylene Chloride	--	660 D	660 D
	Tetrahydrofuran	--	6.3 D	6.3 D
	trans-1,2-Dichloroethene	--	50 D	50 D
SS-VMP-4	Acetone	--	26 D	26 D
	Freon 11	--	27 D	27 D
	Isopropyl alcohol	--	970 D	970 D
	Methylene Chloride	--	49 D	49 D
	trans-1,2-Dichloroethene	--	11 D	11 D
IA-VMP-4	Acetone	--	21 D	21 D
	Freon 11	--	16 D	16 D
	Isopropyl alcohol	--	170 D	170 D
	Methylene Chloride	--	35 D	35 D
	trans-1,2-Dichloroethene	--	8.1 D	8.1 D
SS-VMP-2C	Acetone	--	18 D	18 D
	Freon 11	--	27 D	27 D
	Isopropyl alcohol	--	310 D	310 D
	Methylene Chloride	--	30 D	30 D
IA-VMP-2C	Acetone	--	16 D	16 D
	Freon 11	--	22 D	22 D
	Isopropyl alcohol	--	170 D	170 D
	Methylene Chloride	--	34 D	34 D

Sample ID	Compound	Original Analysis	Diluted Analysis ug/m3	Reported Analysis ug/m3
	trans-1,2-Dichloroethene	--	10 D	10 D
SS-VMP-2B	Acetone	--	19 D	19 D
	Freon 11	--	25 D	25 D
	Isopropyl alcohol	--	270 D	270 D
	Methylene Chloride	--	32 D	32 D
IA-VMP-2B	Acetone	--	17 D	17 D
	Freon 11	--	19 D	19 D
	Isopropyl alcohol	--	250 D	250 D
	Methylene Chloride	--	44 D	44 D
	trans-1,2-Dichloroethene	--	8.5 D	8.5 D

Note: In the instance where both the original analysis and the diluted analysis sample results exhibited a concentration greater than and/or less than the calibration linear range of the instrument; the sample result exhibiting the greatest concentration will be reported as the final result.

Sample results associated with compounds exhibiting concentrations greater than the linear range are qualified as documented in the table below when reported as the final reported sample result.

Reported Sample Results	Qualification
Diluted sample result within calibration range	D
Diluted sample result less than the calibration range	DJ
Diluted sample result greater than the calibration range	EDJ
Original sample result greater than the calibration range	EJ

11. System Performance and Overall Assessment

Overall system performance was acceptable. Other than for those deviations specifically mentioned in this review, the overall data quality is within the guidelines specified in the method.

DATA VALIDATION CHECKLIST FOR VOCs

VOCs: TO-15	Reported		Performance Acceptable		Not Required
	No	Yes	No	Yes	
GAS CHROMATOGRAPHY/MASS SPECTROMETRY (GC/MS)					
Tier II Validation					
Canister return pressure (<-1”Hg)		X		X	
Holding times		X		X	
Reporting limits (units)		X		X	
Blanks					
A. Method blanks		X		X	
B. Equipment blanks					X
C. Trip blanks					X
Laboratory Control Sample (LCS)		X	X		
Laboratory Control Sample Duplicate(LCSD)		X	X		
LCS/LCSD Precision (RPD)		X	X		
Field Duplicate (RPD)		X		X	
Surrogate Spike Recoveries		X		X	
Dilution Factor		X		X	
Moisture Content					X
Tier III Validation					
System performance and column resolution		X		X	
Initial calibration %RSDs		X		X	
Continuing calibration RRFs		X		X	
Continuing calibration %Ds		X	X		
Instrument tune and performance check		X		X	
Ion abundance criteria for each instrument used		X		X	
Internal standard		X	X		
Compound identification and quantitation					
A. Reconstructed ion chromatograms		X		X	
B. Quantitation Reports		X		X	
C. RT of sample compounds within the established RT windows		X		X	
D. Transcription/calculation errors present		X		X	
E. Reporting limits adjusted to reflect sample dilutions		X		X	

%RSD Relative standard deviation
%R Percent recovery
RPD Relative percent difference
%D Percent difference

SAMPLE COMPLIANCE REPORT

SAMPLE COMPLIANCE REPORT

Sample Delivery Group (SDG)/ Laboratory ID	Sampling Date	Protocol	Sample ID	Matrix	Compliancy[1]					Noncompliance
					VOC	SVOC	PCB	MET	MISC	
C1301057-01	1/23/2013	TO-15	SS-VMP-3A	Air	No	--	--	--	--	LCSD %R, LCS/LCSD RPD, Dil
C1301057-02	1/23/2013	TO-15	IA-VMP-3A	Air	No	--	--	--	--	LCSD %R, LCS/LCSD RPD, Dil
C1301057-03	1/23/2013	TO-15	SS-VMP-5A	Air	No	--	--	--	--	LCSD %R, LCS/LCSD RPD, Dil
C1301057-04	1/23/2013	TO-15	IA-VMP-5A	Air	No	--	--	--	--	LCSD %R, LCS/LCSD RPD, Dil
C1301057-05	1/23/2013	TO-15	SS-VMP-5B	Air	No	--	--	--	--	LCSD %R, LCS/LCSD RPD Dil
C1301057-06	1/23/2013	TO-15	IA-VMP-5B	Air	No	--	--	--	--	LCSD %R, LCS/LCSD RPD, Dil
C1301057-07	1/23/2013	TO-15	SS-VMP-6A	Air	No	--	--	--	--	LCS %R (10X), LCSD %R, LCS/LCSD RPD, Dil
C1301057-08	1/23/2013	TO-15	IA-VMP-6A	Air	No	--	--	--	--	LCSD %R, LCS/LCSD RPD, Dil
C1301057-09	1/23/2013	TO-15	SS-VMP-7	Air	No	--	--	--	--	LCSD %R, LCS/LCSD RPD, Dil
C1301057-10	1/23/2013	TO-15	IA-VMP-7	Air	No	--	--	--	--	LCSD %R, LCS/LCSD RPD, Dil
C1301057-11	1/23/2013	TO-15	IA-VMP-7A	Air	No	--	--	--	--	LCSD %R, LCS/LCSD RPD, Dil
C1301057-12	1/23/2013	TO-15	SS-VMP-7A	Air	No	--	--	--	--	LCS/LCSD %R & RPD, Dil
C1301057-13	1/24/2013	TO-15	SS-VMP-3B	Air	No	--	--	--	--	LCS/LCSD %R & RPD, Dil
C1301057-14	1/24/2013	TO-15	IA-VMP-3B	Air	No	--	--	--	--	LCSD %R, LCS/LCSD RPD, Dil
C1301057-15	1/24/2013	TO-15	IA-VMP-DUP	Air	No	--	--	--	--	LCSD %R, LCS/LCSD RPD, Dil
C1301057-16	1/24/2013	TO-15	SS-VMP-3D	Air	No	--	--	--	--	LCS/LCSD %R & RPD, Dil
C1301057-17	1/24/2013	TO-15	IA-VMP-3D	Air	No	--	--	--	--	LCSD %R, LCS/LCSD RPD, Dil
C1301057-18	1/24/2013	TO-15	SS-VMP-3E	Air	No	--	--	--	--	LCS/LCSD %R & RPD, Dil
C1301057-19	1/24/2013	TO-15	IA-VMP-3E	Air	No	--	--	--	--	LCSD %R, LCS/LCSD RPD, Dil
C1301057-20	1/24/2013	TO-15	SS-VMP-1B	Air	No	--	--	--	--	LCS/LCSD %R & RPD, Dil
C1301057-21	1/24/2013	TO-15	IA-VMP-1B	Air	No	--	--	--	--	LCSD %R, LCS/LCSD RPD, Dil
C1301057-22	1/24/2013	TO-15	SS-VMP-6	Air	No	--	--	--	--	LCS/LCSD %R & RPD, Dil
C1301057-23	1/24/2013	TO-15	SS-VMP-DUP	Air	No	--	--	--	--	Int. Stand., LCS/LCSD RPD, Dil
C1301057-24	1/24/2013	TO-15	IA-VMP-6	Air	No	--	--	--	--	LCSD %R, LCS/LCSD RPD, Dil
C1301057-25	1/24/2013	TO-15	SS-VMP-GS1	Air	No	--	--	--	--	LCS/LCSD %R & RPD, Dil
C1301057-26	1/24/2013	TO-15	IA-VMP-GS1	Air	No	--	--	--	--	LCSD %R, LCS/LCSD RPD, Dil
C1301057-27	1/24/2013	TO-15	SS-VMP-6B	Air	No	--	--	--		CCAL %D, Int. Stand., LCS/LCSD %R & RPD, Dil
C1301057-28	1/24/2013	TO-15	IA-VMP-6B	Air	No	--	--	--	--	CCAL %D, LCS/LCSD %R & RPD, Dil
C1301057-29	1/24/2013	TO-15	SS-VMP-4	Air	No	--	--	--	--	CCAL %D, LCS/LCSD %R & RPD, Dil

C1301057-30	1/24/2013	TO-15	IA-VMP-4	Air	No	--	--	--	--	LCSD %R, LCS/LCSD RPD, Dil
C1301057-31	1/24/2013	TO-15	SS-VMP-2C	Air	No	--	--	--	--	Int. Stand., LCS/LCSD %R & RPD, Dil
C1301057-32	1/24/2013	TO-15	IA-VMP-2C	Air	No	--	--	--	--	LCSD %R, LCS/LCSD RPD, Dil
C1301057-33	1/24/2013	TO-15	SS-VMP-2B	Air	No	--	--	--	--	LCS/LCSD %R & RPD, Dil
C1301057-34	1/24/2013	TO-15	IA-VMP-2B	Air	No	--	--	--	--	LCSD %R, LCS/LCSD RPD, Dil

1 Samples which are compliant with no added validation qualifiers are listed as "yes". Samples which are non-compliant or which have added qualifiers are listed as "no". A "no" designation does not necessarily indicate that the data have been rejected or are otherwise unusable.

VALIDATION PERFORMED BY: Lisa Horton

SIGNATURE: Lisa Horton

DATE: March 13, 2013

PEER REVIEW BY: Joseph C. Houser

DATE: March 13, 2013

CHAIN OF CUSTODY/
CORRECTED SAMPLE ANALYSIS DATA SHEETS

ARCADIS

Laboratory Task Order No./P.O. No. C130105J

CHAIN-OF-CUSTODY RECORD

Page 1 of 3

Project Number/Name NS-01050.001 / Lockheed Martin

Project Location Utica NY

Laboratory CenTek

Project Manager Jeff Bonstek

Sampler(s)/Affiliation Kate Bidwell

ANALYSIS / METHOD / SIZE

Sample ID/Location	Matrix	Date/Time Sampled	Lab ID (Centek number)	Regulator Number	Vacuum Start	Vacuum Stop	Analysis TO-15			Remarks	Total
SS-VMP-3A	A	1/23/13	367	110	30+	5	X				1
IA-VMP-3A	A		96	294	28	5	X				1
SS-VMP-5A			138	406	29.5	5	X				1
IA-VMP-5A			284	302	30+	3.0	X				1
SS-VMP-5B			420	173	29.5	5.0	X				1
IA-VMP-5B			193	261	26.0	7.0	X				1
SS-VMP-6A			463	402	29	5.0	X				1
IA-VMP-6A			336	295	30+	5.0	X				1
SS-VMP-7			133	279	29.5	5.0	X				1
IA-VMP-7			360	401	28.5	4.5	X				1
IA-VMP-7A			237	258	29.0	5.0	X				1
SS-VMP-7A	A	1/23/13	325	299	28.5	5.0	X				1
SS-VMP-3B	A	1/24/13	571	145	30	4.5	X				1
IA-VMP-3B	A	1/24/13	327	300	30+	5.0	X				1
IA-DUP	A	1/24/13	142	300	30+	5.0	X				1

Sample Matrix: L = Liquid; S = Solid; A = Air

Total No. of Bottles/Containers 34

Relinquished by: Kate Bidwell	Organization: Arcadis	Date 1/24/13	Time 1830	Seal Intact? Yes No N/A
Received by: [illegible]	Organization: Centek Labs	Date 1/25/13	Time 1:10 PM	
Relinquished by:	Organization:	Date / /	Time	Seal Intact? Yes No N/A
Received by: [illegible]	Organization: CENTEK LABS	Date 1/25/13	Time 1500	

Special Instructions/Remarks:

CAT B

EPA Level IV 1 ug/m3 + TCE .25 TAT: 5 Days

Delivery Method: ☐ In Person ☐ Common Carrier ☐ Lab Courier ☐ Other

ARCADIS

Laboratory Task Order No./P.O. No. C130105 7

CHAIN-OF-CUSTODY RECORD

Page 2 of 3

Project Number/Name USAMC Utica / Lockheed Martin

Project Location Utica NY

Laboratory CenTek

Project Manager Jeff Bonstell

Sampler(s)/Affiliation Katie Bidwell

ANALYSIS / METHOD / SIZE

Sample ID/Location	Matrix	Date/Time Sampled	Lab ID	Canister Number	Regulator Number	Vacuum Start	Vacuum Stop	analysis TO-15			Remarks	Total
SS-VMP-3D	A	1/24/13	494	393	28	0.0	X					1
IA-VMP-3D			353	120	30+	1.5	X					1
SS-VMP-3E			354	277	30+	1.0	X					1
IA-VMP-3E			203	375	29	2.0	X					1
SS-VMP-1B			464	796	30+	7.5	X					1
IA-VMP-1B			359	260	29	0.0	X					1
SS-VMP-6			164	~~253~~	30+	4.5	X					1
SS-DUP			288	253	30+	4.5	X					1
IA-VMP-6			351	339	28	4.5	X					1
SS-VMP-GS1			324	345	30	7.0	X					1
IA-VMP GS1			86	391	29	5.0	X					1
SS-VMP-6B			318	387	30+	5.5	X					1
IA-VMP-6B			131	268	30+	5.0	X					1
SS-VMP-4	↓	↓	189	156	30+	6.0	X					1
IA-VMP-4	A	1/24/13	483	374	30+	9.0	X					1

Sample Matrix: L = Liquid; S = Solid; A = Air

Total No. of Bottles/Containers 34

Relinquished by: Katie Bidwell	Organization: Arcadis	Date 1/24/13	Time	Seal Intact? Yes No N/A
Received by: Jeff Seale	Organization: Centek Labs	Date 1/25/13	Time 1 pm	
Relinquished by:	Organization:	Date / /	Time	Seal Intact? Yes No N/A
Received by:	Organization: CENTEK LABS	Date 1/25/13	Time 1500	

Special Instructions/Remarks:

CAT B EPA Level IV 1 ug/m3 + TCE .25

Delivery Method: ☐ In Person ☐ Common Carrier _____ (specify) ☐ Lab Courier ☐ Other _____ (specify)

ARCADIS

Laboratory Task Order No./P.O. No. C130057

CHAIN-OF-CUSTODY RECORD

Page 3 of 3

Project Number/Name NY30010S.0001 / Lockheed Martin

Project Location Utica NY

Laboratory Centek

Project Manager Jeff Bornstee L

Sampler(s)/Affiliation Katie Bidwell

ANALYSIS / METHOD / SIZE

Sample ID/Location	Matrix	Date/Time Sampled	Lab ID-	Canister number	Regulator #	Vacuum Start	Vacuum Stop	analysis: TO-15			Remarks	Total
SS-VMP-2C	A	1/24/13	459	398	30+	4.5		X				1
IA-VMP-2C	↓	↓	285	385	28.5	8.5		X				1
SS-VMP-2B	↓	↓	283	306	30+	5.0		X				1
IA-VMP-2B	A	1/24/13	102	373	28.5	5.5		X				1

Sample Matrix: L = Liquid; S = Solid; A = Air

Total No. of Bottles/Containers 34

Relinquished by: Katie B. Dwell	Organization: Arcadis	Date 1/24/13	Time 18:30	Seal Intact? Yes No N/A
Received by: Jeff Scales	Organization: Centek Labs	Date 1/25/13	Time 1pm	
Relinquished by:	Organization:	Date / /	Time	Seal Intact? Yes No N/A
Received by:	Organization: CENTEK LABS	Date 1/25/13	Time 1500	

Special Instructions/Remarks:

See pg 1

Delivery Method: ☐ In Person ☐ Common Carrier ☐ Lab Courier ☐ Other

18640

Centek Laboratories, LLC

Date: *05-Feb-13*

CLIENT:	Arcadis	**Client Sample ID:**	SS-VMP-3A
Lab Order:	C1301057	**Tag Number:**	367 110
Project:	LMC Corp NJ001050.0001	**Collection Date:**	1/23/2013
Lab ID:	C1301057-001A	**Matrix:**	AIR

Analyses	Result	**Limit	Qual	Units	DF	Date Analyzed
1UG/M3 BY METHOD TO15		**TO-15**				Analyst: RJP
1,1,1-Trichloroethane	< 0.83	0.83		ug/m3	1	1/26/2013 5:16:00 AM
1,1,2,2-Tetrachloroethane	< 1.0	1.0		ug/m3	1	1/26/2013 5:16:00 AM
1,1,2-Trichloroethane	< 0.83	0.83		ug/m3	1	1/26/2013 5:16:00 AM
1,1-Dichloroethane	< 0.62	0.62		ug/m3	1	1/26/2013 5:16:00 AM
1,1-Dichloroethene	< 0.60	0.60		ug/m3	1	1/26/2013 5:16:00 AM
1,2,4-Trichlorobenzene	~~< 1.1~~	~~1.1~~	R	ug/m3	1	1/26/2013 5:16:00 AM
1,2,4-Trimethylbenzene	2.9	0.75		ug/m3	1	1/26/2013 5:16:00 AM
1,2-Dibromoethane	< 1.2	1.2		ug/m3	1	1/26/2013 5:16:00 AM
1,2-Dichlorobenzene	< 0.92	0.92		ug/m3	1	1/26/2013 5:16:00 AM
1,2-Dichloroethane	< 0.62	0.62		ug/m3	1	1/26/2013 5:16:00 AM
1,2-Dichloropropane	< 0.70	0.70		ug/m3	1	1/26/2013 5:16:00 AM
1,3,5-Trimethylbenzene	0.95	0.75	J	ug/m3	1	1/26/2013 5:16:00 AM
1,3-butadiene	< 0.34	0.34	J	ug/m3	1	1/26/2013 5:16:00 AM
1,3-Dichlorobenzene	< 0.92	0.92		ug/m3	1	1/26/2013 5:16:00 AM
1,4-Dichlorobenzene	< 0.92	0.92		ug/m3	1	1/26/2013 5:16:00 AM
1,4-Dioxane	~~< 1.1~~	~~1.1~~	R	ug/m3	1	1/26/2013 5:16:00 AM
2,2,4-trimethylpentane	< 0.71	0.71		ug/m3	1	1/26/2013 5:16:00 AM
4-ethyltoluene	0.85	0.75	J	ug/m3	1	1/26/2013 5:16:00 AM
Acetone	29 D	7.2		ug/m3	10	1/27/2013 6:45:00 PM
Allyl chloride	< 0.48	0.48		ug/m3	1	1/26/2013 5:16:00 AM
Benzene	1.3	0.49		ug/m3	1	1/26/2013 5:16:00 AM
Benzyl chloride	< 0.88	0.88		ug/m3	1	1/26/2013 5:16:00 AM
Bromodichloromethane	< 1.0	1.0		ug/m3	1	1/26/2013 5:16:00 AM
Bromoform	< 1.6	1.6		ug/m3	1	1/26/2013 5:16:00 AM
Bromomethane	< 0.59	0.59		ug/m3	1	1/26/2013 5:16:00 AM
Carbon disulfide	< 0.47	0.47		ug/m3	1	1/26/2013 5:16:00 AM
Carbon tetrachloride	0.70	0.96	J	ug/m3	1	1/26/2013 5:16:00 AM
Chlorobenzene	< 0.70	0.70		ug/m3	1	1/26/2013 5:16:00 AM
Chloroethane	< 0.40	0.40		ug/m3	1	1/26/2013 5:16:00 AM
Chloroform	< 0.74	0.74		ug/m3	1	1/26/2013 5:16:00 AM
Chloromethane	1.4	0.31	J	ug/m3	1	1/26/2013 5:16:00 AM
cis-1,2-Dichloroethene	< 0.60	0.60		ug/m3	1	1/26/2013 5:16:00 AM
cis-1,3-Dichloropropene	< 0.69	0.69		ug/m3	1	1/26/2013 5:16:00 AM
Cyclohexane	< 0.52	0.52		ug/m3	1	1/26/2013 5:16:00 AM
Dibromochloromethane	< 1.3	1.3		ug/m3	1	1/26/2013 5:16:00 AM
Ethyl acetate	1.8	0.92	J	ug/m3	1	1/26/2013 5:16:00 AM
Ethylbenzene	1.6	0.66		ug/m3	1	1/26/2013 5:16:00 AM
Freon 11	5.2	0.86		ug/m3	1	1/26/2013 5:16:00 AM
Freon 113	1.0	1.2	J	ug/m3	1	1/26/2013 5:16:00 AM
Freon 114	< 1.1	1.1		ug/m3	1	1/26/2013 5:16:00 AM

Qualifiers:

**	Reporting Limit	.	Results reported are not blank corrected
B	Analyte detected in the associated Method Blank	E	Value above quantitation range
H	Holding times for preparation or analysis exceeded	J	Analyte detected at or below quantitation limits
JN	Non-routine analyte. Quantitation estimated.	ND	Not Detected at the Reporting Limit
S	Spike Recovery outside accepted recovery limits		

Centek Laboratories, LLC

Date: *05-Feb-13*

CLIENT:	Arcadis	**Client Sample ID:**	SS-VMP-3A
Lab Order:	C1301057	**Tag Number:**	367 110
Project:	LMC Corp NJ001050.0001	**Collection Date:**	1/23/2013
Lab ID:	C1301057-001A	**Matrix:**	AIR

Analyses	Result	**Limit	Qual	Units	DF	Date Analyzed
1UG/M3 BY METHOD TO15		TO-15				Analyst: RJP
Freon 12	3.2	0.75		ug/m3	1	1/26/2013 5:16:00 AM
Heptane	5.2	0.62		ug/m3	1	1/26/2013 5:16:00 AM
Hexachloro-1,3-butadiene	~~< 1.6~~	~~1.6~~	R	ug/m3	1	1/26/2013 5:16:00 AM
Hexane	5.1	0.54	J	ug/m3	1	1/26/2013 5:16:00 AM
Isopropyl alcohol	790 D	300	J	ug/m3	810	1/28/2013 7:04:00 PM
m&p-Xylene	5.9	1.3		ug/m3	1	1/26/2013 5:16:00 AM
Methyl Butyl Ketone	~~< 1.2~~	~~1.2~~	R	ug/m3	1	1/26/2013 5:16:00 AM
Methyl Ethyl Ketone	2.5	0.90	J	ug/m3	1	1/26/2013 5:16:00 AM
Methyl Isobutyl Ketone	~~< 1.2~~	~~1.2~~	R	ug/m3	1	1/26/2013 5:16:00 AM
Methyl tert-butyl ether	< 0.55	0.55		ug/m3	1	1/26/2013 5:16:00 AM
Methylene chloride	3300 D	420		ug/m3	810	1/28/2013 7:04:00 PM
o-Xylene	1.9	0.66		ug/m3	1	1/26/2013 5:16:00 AM
Propylene	< 0.26	0.26		ug/m3	1	1/26/2013 5:16:00 AM
Styrene	0.61	0.65	J	ug/m3	1	1/26/2013 5:16:00 AM
Tetrachloroethylene	< 1.0	1.0		ug/m3	1	1/26/2013 5:16:00 AM
Tetrahydrofuran	1.9	0.45	J	ug/m3	1	1/26/2013 5:16:00 AM
Toluene	6.9 D	5.7		ug/m3	10	1/27/2013 6:45:00 PM
trans-1,2-Dichloroethene	1.4	0.60		ug/m3	1	1/26/2013 5:16:00 AM
trans-1,3-Dichloropropene	< 0.69	0.69		ug/m3	1	1/26/2013 5:16:00 AM
Trichloroethene	1.7	0.82		ug/m3	1	1/26/2013 5:16:00 AM
Vinyl acetate	< 0.54	0.54		ug/m3	1	1/26/2013 5:16:00 AM
Vinyl Bromide	< 0.67	0.67		ug/m3	1	1/26/2013 5:16:00 AM
Vinyl chloride	< 0.39	0.39		ug/m3	1	1/26/2013 5:16:00 AM

Qualifiers:

**	Reporting Limit	.	Results reported are not blank corrected
B	Analyte detected in the associated Method Blank	E	Value above quantitation range
H	Holding times for preparation or analysis exceeded	J	Analyte detected at or below quantitation limits
JN	Non-routine analyte. Quantitation estimated.	ND	Not Detected at the Reporting Limit
S	Spike Recovery outside accepted recovery limits		

Centek Laboratories, LLC

Date: *05-Feb-13*

CLIENT:	Arcadis	**Client Sample ID:**	IA-VMP-3A
Lab Order:	C1301057	**Tag Number:**	96 294
Project:	LMC Corp NJ001050.0001	**Collection Date:**	1/23/2013
Lab ID:	C1301057-002A	**Matrix:**	AIR

Analyses	Result	**Limit	Qual	Units	DF	Date Analyzed
1UG/M3 W/ 0.25UG/M3 CT-TCE-VC		**TO-15**				Analyst: RJP
1,1,1-Trichloroethane	< 0.83	0.83		ug/m3	1	1/25/2013 7:43:00 PM
1,1,2,2-Tetrachloroethane	< 1.0	1.0		ug/m3	1	1/25/2013 7:43:00 PM
1,1,2-Trichloroethane	< 0.83	0.83		ug/m3	1	1/25/2013 7:43:00 PM
1,1-Dichloroethane	< 0.62	0.62		ug/m3	1	1/25/2013 7:43:00 PM
1,1-Dichloroethene	< 0.60	0.60		ug/m3	1	1/25/2013 7:43:00 PM
1,2,4-Trichlorobenzene	~~< 1.1~~	~~1.1~~	R	ug/m3	1	1/25/2013 7:43:00 PM
1,2,4-Trimethylbenzene	1.4	0.75		ug/m3	1	1/25/2013 7:43:00 PM
1,2-Dibromoethane	< 1.2	1.2		ug/m3	1	1/25/2013 7:43:00 PM
1,2-Dichlorobenzene	< 0.92	0.92		ug/m3	1	1/25/2013 7:43:00 PM
1,2-Dichloroethane	< 0.62	0.62		ug/m3	1	1/25/2013 7:43:00 PM
1,2-Dichloropropane	< 0.70	0.70		ug/m3	1	1/25/2013 7:43:00 PM
1,3,5-Trimethylbenzene	0.70	0.75	J	ug/m3	1	1/25/2013 7:43:00 PM
1,3-butadiene	< 0.34	0.34	J	ug/m3	1	1/25/2013 7:43:00 PM
1,3-Dichlorobenzene	< 0.92	0.92		ug/m3	1	1/25/2013 7:43:00 PM
1,4-Dichlorobenzene	< 0.92	0.92		ug/m3	1	1/25/2013 7:43:00 PM
1,4-Dioxane	~~< 1.1~~	~~1.1~~	R	ug/m3	1	1/25/2013 7:43:00 PM
2,2,4-trimethylpentane	< 0.71	0.71		ug/m3	1	1/25/2013 7:43:00 PM
4-ethyltoluene	< 0.75	0.75	J	ug/m3	1	1/25/2013 7:43:00 PM
Acetone	45 D	7.2	J	ug/m3	10	1/26/2013 7:35:00 PM
Allyl chloride	< 0.48	0.48		ug/m3	1	1/25/2013 7:43:00 PM
Benzene	1.0	0.49		ug/m3	1	1/25/2013 7:43:00 PM
Benzyl chloride	< 0.88	0.88		ug/m3	1	1/25/2013 7:43:00 PM
Bromodichloromethane	< 1.0	1.0		ug/m3	1	1/25/2013 7:43:00 PM
Bromoform	< 1.6	1.6		ug/m3	1	1/25/2013 7:43:00 PM
Bromomethane	< 0.59	0.59		ug/m3	1	1/25/2013 7:43:00 PM
Carbon disulfide	0.32	0.47	J	ug/m3	1	1/25/2013 7:43:00 PM
Carbon tetrachloride	0.64	0.26	J	ug/m3	1	1/25/2013 7:43:00 PM
Chlorobenzene	< 0.70	0.70		ug/m3	1	1/25/2013 7:43:00 PM
Chloroethane	< 0.40	0.40		ug/m3	1	1/25/2013 7:43:00 PM
Chloroform	< 0.74	0.74		ug/m3	1	1/25/2013 7:43:00 PM
Chloromethane	1.2	0.31	J	ug/m3	1	1/25/2013 7:43:00 PM
cis-1,2-Dichloroethene	< 0.60	0.60		ug/m3	1	1/25/2013 7:43:00 PM
cis-1,3-Dichloropropene	< 0.69	0.69		ug/m3	1	1/25/2013 7:43:00 PM
Cyclohexane	< 0.52	0.52		ug/m3	1	1/25/2013 7:43:00 PM
Dibromochloromethane	< 1.3	1.3		ug/m3	1	1/25/2013 7:43:00 PM
Ethyl acetate	2.3	0.92	J	ug/m3	1	1/25/2013 7:43:00 PM
Ethylbenzene	0.71	0.66		ug/m3	1	1/25/2013 7:43:00 PM
Freon 11	4.3	0.86		ug/m3	1	1/25/2013 7:43:00 PM
Freon 113	0.86	1.2	J	ug/m3	1	1/25/2013 7:43:00 PM
Freon 114	< 1.1	1.1		ug/m3	1	1/25/2013 7:43:00 PM

Qualifiers:

**	Reporting Limit	.	Results reported are not blank corrected
B	Analyte detected in the associated Method Blank	E	Value above quantitation range
H	Holding times for preparation or analysis exceeded	J	Analyte detected at or below quantitation limits
JN	Non-routine analyte. Quantitation estimated.	ND	Not Detected at the Reporting Limit
S	Spike Recovery outside accepted recovery limits		

Centek Laboratories, LLC

Date: *05-Feb-13*

CLIENT:	Arcadis	**Client Sample ID:**	IA-VMP-3A
Lab Order:	C1301057	**Tag Number:**	96 294
Project:	LMC Corp NJ001050.0001	**Collection Date:**	1/23/2013
Lab ID:	C1301057-002A	**Matrix:**	AIR

Analyses	Result	**Limit	Qual	Units	DF	Date Analyzed
1UG/M3 W/ 0.25UG/M3 CT-TCE-VC		**TO-15**				Analyst: RJP
Freon 12	2.8	0.75		ug/m3	1	1/25/2013 7:43:00 PM
Heptane	5.3	0.62		ug/m3	1	1/25/2013 7:43:00 PM
Hexachloro-1,3-butadiene	~~< 1.6~~	~~1.6~~	R	ug/m3	1	1/25/2013 7:43:00 PM
Hexane	5.8	0.54	J	ug/m3	1	1/25/2013 7:43:00 PM
Isopropyl alcohol	2300 D	300		ug/m3	810	1/27/2013 2:20:00 PM
m&p-Xylene	2.2	1.3		ug/m3	1	1/25/2013 7:43:00 PM
Methyl Butyl Ketone	~~< 1.2~~	~~1.2~~	R	ug/m3	1	1/25/2013 7:43:00 PM
Methyl Ethyl Ketone	2.8	0.90	J	ug/m3	1	1/25/2013 7:43:00 PM
Methyl Isobutyl Ketone	~~< 1.2~~	~~1.2~~	R	ug/m3	1	1/25/2013 7:43:00 PM
Methyl tert-butyl ether	< 0.55	0.55		ug/m3	1	1/25/2013 7:43:00 PM
Methylene chloride	2700 D	420		ug/m3	810	1/27/2013 2:20:00 PM
o-Xylene	0.79	0.66		ug/m3	1	1/25/2013 7:43:00 PM
Propylene	< 0.26	0.26		ug/m3	1	1/25/2013 7:43:00 PM
Styrene	0.65	0.65		ug/m3	1	1/25/2013 7:43:00 PM
Tetrachloroethylene	< 1.0	1.0		ug/m3	1	1/25/2013 7:43:00 PM
Tetrahydrofuran	2.2	0.45	J	ug/m3	1	1/25/2013 7:43:00 PM
Toluene	5.9	0.57		ug/m3	1	1/25/2013 7:43:00 PM
trans-1,2-Dichloroethene	1.9	0.60		ug/m3	1	1/25/2013 7:43:00 PM
trans-1,3-Dichloropropene	< 0.69	0.69		ug/m3	1	1/25/2013 7:43:00 PM
Trichloroethene	1.8	0.22		ug/m3	1	1/25/2013 7:43:00 PM
Vinyl acetate	< 0.54	0.54		ug/m3	1	1/25/2013 7:43:00 PM
Vinyl Bromide	< 0.67	0.67		ug/m3	1	1/25/2013 7:43:00 PM
Vinyl chloride	< 0.10	0.10		ug/m3	1	1/25/2013 7:43:00 PM

Qualifiers:

**	Reporting Limit	.	Results reported are not blank corrected
B	Analyte detected in the associated Method Blank	E	Value above quantitation range
H	Holding times for preparation or analysis exceeded	J	Analyte detected at or below quantitation limits
JN	Non-routine analyte. Quantitation estimated.	ND	Not Detected at the Reporting Limit
S	Spike Recovery outside accepted recovery limits		

Centek Laboratories, LLC

Date: *05-Feb-13*

CLIENT:	Arcadis	**Client Sample ID:**	SS-VMP-5A
Lab Order:	C1301057	**Tag Number:**	138 406
Project:	LMC Corp NJ001050.0001	**Collection Date:**	1/23/2013
Lab ID:	C1301057-003A	**Matrix:**	AIR

Analyses	Result	**Limit	Qual	Units	DF	Date Analyzed
1UG/M3 BY METHOD TO15		**TO-15**				Analyst: RJP
1,1,1-Trichloroethane	< 0.83	0.83		ug/m3	1	1/26/2013 5:51:00 AM
1,1,2,2-Tetrachloroethane	< 1.0	1.0		ug/m3	1	1/26/2013 5:51:00 AM
1,1,2-Trichloroethane	< 0.83	0.83		ug/m3	1	1/26/2013 5:51:00 AM
1,1-Dichloroethane	< 0.62	0.62		ug/m3	1	1/26/2013 5:51:00 AM
1,1-Dichloroethene	< 0.60	0.60		ug/m3	1	1/26/2013 5:51:00 AM
1,2,4-Trichlorobenzene	~~< 1.1~~	~~1.1~~	R	ug/m3	1	1/26/2013 5:51:00 AM
1,2,4-Trimethylbenzene	2.4	0.75		ug/m3	1	1/26/2013 5:51:00 AM
1,2-Dibromoethane	< 1.2	1.2		ug/m3	1	1/26/2013 5:51:00 AM
1,2-Dichlorobenzene	< 0.92	0.92		ug/m3	1	1/26/2013 5:51:00 AM
1,2-Dichloroethane	< 0.62	0.62		ug/m3	1	1/26/2013 5:51:00 AM
1,2-Dichloropropane	< 0.70	0.70		ug/m3	1	1/26/2013 5:51:00 AM
1,3,5-Trimethylbenzene	0.90	0.75	J	ug/m3	1	1/26/2013 5:51:00 AM
1,3-butadiene	< 0.34	0.34	J	ug/m3	1	1/26/2013 5:51:00 AM
1,3-Dichlorobenzene	< 0.92	0.92		ug/m3	1	1/26/2013 5:51:00 AM
1,4-Dichlorobenzene	< 0.92	0.92		ug/m3	1	1/26/2013 5:51:00 AM
1,4-Dioxane	~~< 1.1~~	~~1.1~~	R	ug/m3	1	1/26/2013 5:51:00 AM
2,2,4-trimethylpentane	0.85	0.71		ug/m3	1	1/26/2013 5:51:00 AM
4-ethyltoluene	0.75	0.75	J	ug/m3	1	1/26/2013 5:51:00 AM
Acetone	35 D	7.2		ug/m3	10	1/27/2013 7:17:00 PM
Allyl chloride	< 0.48	0.48		ug/m3	1	1/26/2013 5:51:00 AM
Benzene	3.3	0.49		ug/m3	1	1/26/2013 5:51:00 AM
Benzyl chloride	< 0.88	0.88		ug/m3	1	1/26/2013 5:51:00 AM
Bromodichloromethane	< 1.0	1.0		ug/m3	1	1/26/2013 5:51:00 AM
Bromoform	< 1.6	1.6		ug/m3	1	1/26/2013 5:51:00 AM
Bromomethane	< 0.59	0.59		ug/m3	1	1/26/2013 5:51:00 AM
Carbon disulfide	< 0.47	0.47		ug/m3	1	1/26/2013 5:51:00 AM
Carbon tetrachloride	0.77	0.96	J	ug/m3	1	1/26/2013 5:51:00 AM
Chlorobenzene	< 0.70	0.70		ug/m3	1	1/26/2013 5:51:00 AM
Chloroethane	< 0.40	0.40		ug/m3	1	1/26/2013 5:51:00 AM
Chloroform	< 0.74	0.74		ug/m3	1	1/26/2013 5:51:00 AM
Chloromethane	1.5	0.31	J	ug/m3	1	1/26/2013 5:51:00 AM
cis-1,2-Dichloroethene	< 0.60	0.60		ug/m3	1	1/26/2013 5:51:00 AM
cis-1,3-Dichloropropene	< 0.69	0.69		ug/m3	1	1/26/2013 5:51:00 AM
Cyclohexane	< 0.52	0.52		ug/m3	1	1/26/2013 5:51:00 AM
Dibromochloromethane	< 1.3	1.3		ug/m3	1	1/26/2013 5:51:00 AM
Ethyl acetate	3.6	0.92	J	ug/m3	1	1/26/2013 5:51:00 AM
Ethylbenzene	2.2	0.66		ug/m3	1	1/26/2013 5:51:00 AM
Freon 11	6.2	0.86		ug/m3	1	1/26/2013 5:51:00 AM
Freon 113	1.0	1.2	J	ug/m3	1	1/26/2013 5:51:00 AM
Freon 114	< 1.1	1.1		ug/m3	1	1/26/2013 5:51:00 AM

Qualifiers:

**	Reporting Limit	.	Results reported are not blank corrected
B	Analyte detected in the associated Method Blank	E	Value above quantitation range
H	Holding times for preparation or analysis exceeded	J	Analyte detected at or below quantitation limits
JN	Non-routine analyte. Quantitation estimated.	ND	Not Detected at the Reporting Limit
S	Spike Recovery outside accepted recovery limits		

Centek Laboratories, LLC

Date: *05-Feb-13*

CLIENT:	Arcadis	**Client Sample ID:**	SS-VMP-5A
Lab Order:	C1301057	**Tag Number:**	138 406
Project:	LMC Corp NJ001050.0001	**Collection Date:**	1/23/2013
Lab ID:	C1301057-003A	**Matrix:**	AIR

Analyses	Result	**Limit	Qual	Units	DF	Date Analyzed
1UG/M3 BY METHOD TO15		**TO-15**				Analyst: RJP
Freon 12	3.5	0.75		ug/m3	1	1/26/2013 5:51:00 AM
Heptane	5.7	0.62		ug/m3	1	1/26/2013 5:51:00 AM
Hexachloro-1,3-butadiene	~~< 1.6~~	~~1.6~~	R	ug/m3	1	1/26/2013 5:51:00 AM
Hexane	5.8	0.54	J	ug/m3	1	1/26/2013 5:51:00 AM
Isopropyl alcohol	890 D	300	J	ug/m3	810	1/28/2013 7:38:00 PM
m&p-Xylene	7.7	1.3		ug/m3	1	1/26/2013 5:51:00 AM
Methyl Butyl Ketone	~~< 1.2~~	~~1.2~~	R	ug/m3	1	1/26/2013 5:51:00 AM
Methyl Ethyl Ketone	2.4	0.90	J	ug/m3	1	1/26/2013 5:51:00 AM
Methyl Isobutyl Ketone	~~1.0~~	~~1.2~~	~~J~~ R	ug/m3	1	1/26/2013 5:51:00 AM
Methyl tert-butyl ether	< 0.55	0.55		ug/m3	1	1/26/2013 5:51:00 AM
Methylene chloride	3900 D	420		ug/m3	810	1/28/2013 7:38:00 PM
o-Xylene	2.3	0.66		ug/m3	1	1/26/2013 5:51:00 AM
Propylene	< 0.26	0.26		ug/m3	1	1/26/2013 5:51:00 AM
Styrene	0.82	0.65		ug/m3	1	1/26/2013 5:51:00 AM
Tetrachloroethylene	< 1.0	1.0		ug/m3	1	1/26/2013 5:51:00 AM
Tetrahydrofuran	1.8	0.45	J	ug/m3	1	1/26/2013 5:51:00 AM
Toluene	15 D	5.7		ug/m3	10	1/27/2013 7:17:00 PM
trans-1,2-Dichloroethene	1.5	0.60		ug/m3	1	1/26/2013 5:51:00 AM
trans-1,3-Dichloropropene	< 0.69	0.69		ug/m3	1	1/26/2013 5:51:00 AM
Trichloroethene	1.6	0.82		ug/m3	1	1/26/2013 5:51:00 AM
Vinyl acetate	< 0.54	0.54		ug/m3	1	1/26/2013 5:51:00 AM
Vinyl Bromide	< 0.67	0.67		ug/m3	1	1/26/2013 5:51:00 AM
Vinyl chloride	< 0.39	0.39		ug/m3	1	1/26/2013 5:51:00 AM

Qualifiers:

**	Reporting Limit	.	Results reported are not blank corrected
B	Analyte detected in the associated Method Blank	E	Value above quantitation range
H	Holding times for preparation or analysis exceeded	J	Analyte detected at or below quantitation limits
JN	Non-routine analyte. Quantitation estimated.	ND	Not Detected at the Reporting Limit
S	Spike Recovery outside accepted recovery limits		

Centek Laboratories, LLC

Date: *05-Feb-13*

CLIENT:	Arcadis	**Client Sample ID:**	IA-VMP-5A
Lab Order:	C1301057	**Tag Number:**	284 302
Project:	LMC Corp NJ001050.0001	**Collection Date:**	1/23/2013
Lab ID:	C1301057-004A	**Matrix:**	AIR

Analyses	Result	**Limit	Qual	Units	DF	Date Analyzed
1UG/M3 W/ 0.25UG/M3 CT-TCE-VC		TO-15				Analyst: RJP
1,1,1-Trichloroethane	< 0.83	0.83		ug/m3	1	1/25/2013 8:17:00 PM
1,1,2,2-Tetrachloroethane	< 1.0	1.0		ug/m3	1	1/25/2013 8:17:00 PM
1,1,2-Trichloroethane	< 0.83	0.83		ug/m3	1	1/25/2013 8:17:00 PM
1,1-Dichloroethane	< 0.62	0.62		ug/m3	1	1/25/2013 8:17:00 PM
1,1-Dichloroethene	< 0.60	0.60		ug/m3	1	1/25/2013 8:17:00 PM
1,2,4-Trichlorobenzene	~~< 1.1~~	~~1.1~~	R	ug/m3	1	1/25/2013 8:17:00 PM
1,2,4-Trimethylbenzene	1.8	0.75		ug/m3	1	1/25/2013 8:17:00 PM
1,2-Dibromoethane	< 1.2	1.2		ug/m3	1	1/25/2013 8:17:00 PM
1,2-Dichlorobenzene	< 0.92	0.92		ug/m3	1	1/25/2013 8:17:00 PM
1,2-Dichloroethane	< 0.62	0.62		ug/m3	1	1/25/2013 8:17:00 PM
1,2-Dichloropropane	< 0.70	0.70		ug/m3	1	1/25/2013 8:17:00 PM
1,3,5-Trimethylbenzene	0.60	0.75	J	ug/m3	1	1/25/2013 8:17:00 PM
1,3-butadiene	< 0.34	0.34	J	ug/m3	1	1/25/2013 8:17:00 PM
1,3-Dichlorobenzene	< 0.92	0.92		ug/m3	1	1/25/2013 8:17:00 PM
1,4-Dichlorobenzene	< 0.92	0.92		ug/m3	1	1/25/2013 8:17:00 PM
1,4-Dioxane	~~< 1.1~~	~~1.1~~	R	ug/m3	1	1/25/2013 8:17:00 PM
2,2,4-trimethylpentane	< 0.71	0.71		ug/m3	1	1/25/2013 8:17:00 PM
4-ethyltoluene	< 0.75	0.75	J	ug/m3	1	1/25/2013 8:17:00 PM
Acetone	22 D	7.2	J	ug/m3	10	1/26/2013 8:08:00 PM
Allyl chloride	< 0.48	0.48		ug/m3	1	1/25/2013 8:17:00 PM
Benzene	1.3	0.49		ug/m3	1	1/25/2013 8:17:00 PM
Benzyl chloride	< 0.88	0.88		ug/m3	1	1/25/2013 8:17:00 PM
Bromodichloromethane	< 1.0	1.0		ug/m3	1	1/25/2013 8:17:00 PM
Bromoform	< 1.6	1.6		ug/m3	1	1/25/2013 8:17:00 PM
Bromomethane	< 0.59	0.59		ug/m3	1	1/25/2013 8:17:00 PM
Carbon disulfide	0.60	0.47		ug/m3	1	1/25/2013 8:17:00 PM
Carbon tetrachloride	0.70	0.26	J	ug/m3	1	1/25/2013 8:17:00 PM
Chlorobenzene	< 0.70	0.70		ug/m3	1	1/25/2013 8:17:00 PM
Chloroethane	< 0.40	0.40		ug/m3	1	1/25/2013 8:17:00 PM
Chloroform	< 0.74	0.74		ug/m3	1	1/25/2013 8:17:00 PM
Chloromethane	1.4	0.31	J	ug/m3	1	1/25/2013 8:17:00 PM
cis-1,2-Dichloroethene	< 0.60	0.60		ug/m3	1	1/25/2013 8:17:00 PM
cis-1,3-Dichloropropene	< 0.69	0.69		ug/m3	1	1/25/2013 8:17:00 PM
Cyclohexane	< 0.52	0.52		ug/m3	1	1/25/2013 8:17:00 PM
Dibromochloromethane	< 1.3	1.3		ug/m3	1	1/25/2013 8:17:00 PM
Ethyl acetate	2.9	0.92	J	ug/m3	1	1/25/2013 8:17:00 PM
Ethylbenzene	0.93	0.66		ug/m3	1	1/25/2013 8:17:00 PM
Freon 11	9.3	0.86		ug/m3	1	1/25/2013 8:17:00 PM
Freon 113	0.93	1.2	J	ug/m3	1	1/25/2013 8:17:00 PM
Freon 114	< 1.1	1.1		ug/m3	1	1/25/2013 8:17:00 PM

Qualifiers:

**	Reporting Limit	.	Results reported are not blank corrected
B	Analyte detected in the associated Method Blank	E	Value above quantitation range
H	Holding times for preparation or analysis exceeded	J	Analyte detected at or below quantitation limits
JN	Non-routine analyte. Quantitation estimated.	ND	Not Detected at the Reporting Limit
S	Spike Recovery outside accepted recovery limits		

Centek Laboratories, LLC

Date: *05-Feb-13*

CLIENT:	Arcadis	**Client Sample ID:**	IA-VMP-5A
Lab Order:	C1301057	**Tag Number:**	284 302
Project:	LMC Corp NJ001050.0001	**Collection Date:**	1/23/2013
Lab ID:	C1301057-004A	**Matrix:**	AIR

Analyses	Result	**Limit	Qual	Units	DF	Date Analyzed
1UG/M3 W/ 0.25UG/M3 CT-TCE-VC		**TO-15**				Analyst: RJP
Freon 12	3.3	0.75		ug/m3	1	1/25/2013 8:17:00 PM
Heptane	6.2	0.62		ug/m3	1	1/25/2013 8:17:00 PM
Hexachloro-1,3-butadiene	~~< 1.6~~	~~1.6~~	R	ug/m3	1	1/25/2013 8:17:00 PM
Hexane	3.4	0.54	J	ug/m3	1	1/25/2013 8:17:00 PM
Isopropyl alcohol	1100 D	200		ug/m3	540	1/27/2013 2:57:00 PM
m&p-Xylene	2.3	1.3		ug/m3	1	1/25/2013 8:17:00 PM
Methyl Butyl Ketone	~~< 1.2~~	~~1.2~~	R	ug/m3	1	1/25/2013 8:17:00 PM
Methyl Ethyl Ketone	2.5	0.90	J	ug/m3	1	1/25/2013 8:17:00 PM
Methyl Isobutyl Ketone	~~< 1.2~~	~~1.2~~	R	ug/m3	1	1/25/2013 8:17:00 PM
Methyl tert-butyl ether	< 0.55	0.55		ug/m3	1	1/25/2013 8:17:00 PM
Methylene chloride	1300 D	290		ug/m3	540	1/27/2013 2:57:00 PM
o-Xylene	0.79	0.66		ug/m3	1	1/25/2013 8:17:00 PM
Propylene	< 0.26	0.26		ug/m3	1	1/25/2013 8:17:00 PM
Styrene	0.91	0.65		ug/m3	1	1/25/2013 8:17:00 PM
Tetrachloroethylene	< 1.0	1.0		ug/m3	1	1/25/2013 8:17:00 PM
Tetrahydrofuran	2.2	0.45	J	ug/m3	1	1/25/2013 8:17:00 PM
Toluene	8.0	0.57		ug/m3	1	1/25/2013 8:17:00 PM
trans-1,2-Dichloroethene	1.1	0.60		ug/m3	1	1/25/2013 8:17:00 PM
trans-1,3-Dichloropropene	< 0.69	0.69		ug/m3	1	1/25/2013 8:17:00 PM
Trichloroethene	2.5	0.22		ug/m3	1	1/25/2013 8:17:00 PM
Vinyl acetate	< 0.54	0.54		ug/m3	1	1/25/2013 8:17:00 PM
Vinyl Bromide	< 0.67	0.67		ug/m3	1	1/25/2013 8:17:00 PM
Vinyl chloride	< 0.10	0.10		ug/m3	1	1/25/2013 8:17:00 PM

Qualifiers:

**	Reporting Limit	.	Results reported are not blank corrected
B	Analyte detected in the associated Method Blank	E	Value above quantitation range
H	Holding times for preparation or analysis exceeded	J	Analyte detected at or below quantitation limits
JN	Non-routine analyte. Quantitation estimated.	ND	Not Detected at the Reporting Limit
S	Spike Recovery outside accepted recovery limits		

Centek Laboratories, LLC

Date: *05-Feb-13*

CLIENT:	Arcadis	**Client Sample ID:**	SS-VMP-5B
Lab Order:	C1301057	**Tag Number:**	420 173
Project:	LMC Corp NJ001050.0001	**Collection Date:**	1/23/2013
Lab ID:	C1301057-005A	**Matrix:**	AIR

Analyses	Result	**Limit	Qual	Units	DF	Date Analyzed
1UG/M3 BY METHOD TO15		TO-15				Analyst: RJP
1,1,1-Trichloroethane	< 0.83	0.83		ug/m3	1	1/26/2013 6:26:00 AM
1,1,2,2-Tetrachloroethane	< 1.0	1.0		ug/m3	1	1/26/2013 6:26:00 AM
1,1,2-Trichloroethane	< 0.83	0.83		ug/m3	1	1/26/2013 6:26:00 AM
1,1-Dichloroethane	< 0.62	0.62		ug/m3	1	1/26/2013 6:26:00 AM
1,1-Dichloroethene	< 0.60	0.60		ug/m3	1	1/26/2013 6:26:00 AM
1,2,4-Trichlorobenzene	~~< 1.1~~	~~1.1~~	R	ug/m3	1	1/26/2013 6:26:00 AM
1,2,4-Trimethylbenzene	2.7	0.75		ug/m3	1	1/26/2013 6:26:00 AM
1,2-Dibromoethane	< 1.2	1.2		ug/m3	1	1/26/2013 6:26:00 AM
1,2-Dichlorobenzene	< 0.92	0.92		ug/m3	1	1/26/2013 6:26:00 AM
1,2-Dichloroethane	< 0.62	0.62		ug/m3	1	1/26/2013 6:26:00 AM
1,2-Dichloropropane	< 0.70	0.70		ug/m3	1	1/26/2013 6:26:00 AM
1,3,5-Trimethylbenzene	1.2	0.75	J	ug/m3	1	1/26/2013 6:26:00 AM
1,3-butadiene	< 0.34	0.34	J	ug/m3	1	1/26/2013 6:26:00 AM
1,3-Dichlorobenzene	< 0.92	0.92		ug/m3	1	1/26/2013 6:26:00 AM
1,4-Dichlorobenzene	< 0.92	0.92		ug/m3	1	1/26/2013 6:26:00 AM
1,4-Dioxane	~~< 1.1~~	~~1.1~~	R	ug/m3	1	1/26/2013 6:26:00 AM
2,2,4-trimethylpentane	< 0.71	0.71		ug/m3	1	1/26/2013 6:26:00 AM
4-ethyltoluene	1.2	0.75	J	ug/m3	1	1/26/2013 6:26:00 AM
Acetone	33 D	7.2		ug/m3	10	1/27/2013 7:50:00 PM
Allyl chloride	< 0.48	0.48		ug/m3	1	1/26/2013 6:26:00 AM
Benzene	2.0	0.49		ug/m3	1	1/26/2013 6:26:00 AM
Benzyl chloride	< 0.88	0.88		ug/m3	1	1/26/2013 6:26:00 AM
Bromodichloromethane	< 1.0	1.0		ug/m3	1	1/26/2013 6:26:00 AM
Bromoform	< 1.6	1.6		ug/m3	1	1/26/2013 6:26:00 AM
Bromomethane	< 0.59	0.59		ug/m3	1	1/26/2013 6:26:00 AM
Carbon disulfide	0.47	0.47		ug/m3	1	1/26/2013 6:26:00 AM
Carbon tetrachloride	0.70	0.96	J	ug/m3	1	1/26/2013 6:26:00 AM
Chlorobenzene	< 0.70	0.70		ug/m3	1	1/26/2013 6:26:00 AM
Chloroethane	< 0.40	0.40		ug/m3	1	1/26/2013 6:26:00 AM
Chloroform	< 0.74	0.74		ug/m3	1	1/26/2013 6:26:00 AM
Chloromethane	1.5	0.31	J	ug/m3	1	1/26/2013 6:26:00 AM
cis-1,2-Dichloroethene	< 0.60	0.60		ug/m3	1	1/26/2013 6:26:00 AM
cis-1,3-Dichloropropene	< 0.69	0.69		ug/m3	1	1/26/2013 6:26:00 AM
Cyclohexane	< 0.52	0.52		ug/m3	1	1/26/2013 6:26:00 AM
Dibromochloromethane	< 1.3	1.3		ug/m3	1	1/26/2013 6:26:00 AM
Ethyl acetate	2.7	0.92	J	ug/m3	1	1/26/2013 6:26:00 AM
Ethylbenzene	3.7	0.66		ug/m3	1	1/26/2013 6:26:00 AM
Freon 11	4.6	0.86		ug/m3	1	1/26/2013 6:26:00 AM
Freon 113	1.2	1.2		ug/m3	1	1/26/2013 6:26:00 AM
Freon 114	< 1.1	1.1		ug/m3	1	1/26/2013 6:26:00 AM

Qualifiers:

**	Reporting Limit	.	Results reported are not blank corrected
B	Analyte detected in the associated Method Blank	E	Value above quantitation range
H	Holding times for preparation or analysis exceeded	J	Analyte detected at or below quantitation limits
JN	Non-routine analyte. Quantitation estimated.	ND	Not Detected at the Reporting Limit
S	Spike Recovery outside accepted recovery limits		

Centek Laboratories, LLC

Date: *05-Feb-13*

CLIENT:	Arcadis	**Client Sample ID:**	SS-VMP-5B
Lab Order:	C1301057	**Tag Number:**	420 173
Project:	LMC Corp NJ001050.0001	**Collection Date:**	1/23/2013
Lab ID:	C1301057-005A	**Matrix:**	AIR

Analyses	Result		**Limit	Qual	Units	DF	Date Analyzed
1UG/M3 BY METHOD TO15			**TO-15**				Analyst: RJP
Freon 12	3.3		0.75		ug/m3	1	1/26/2013 6:26:00 AM
Heptane	5.3		0.62		ug/m3	1	1/26/2013 6:26:00 AM
Hexachloro-1,3-butadiene	~~< 1.6~~		~~1.6~~	R	ug/m3	1	1/26/2013 6:26:00 AM
Hexane	5.0		0.54	J	ug/m3	1	1/26/2013 6:26:00 AM
Isopropyl alcohol	1200	D	300	J	ug/m3	810	1/28/2013 8:11:00 PM
m&p-Xylene	8.8	D	13	J	ug/m3	10	1/27/2013 7:50:00 PM
Methyl Butyl Ketone	~~< 1.2~~		~~1.2~~	R	ug/m3	1	1/26/2013 6:26:00 AM
Methyl Ethyl Ketone	2.5		0.90	J	ug/m3	1	1/26/2013 6:26:00 AM
Methyl Isobutyl Ketone	~~0.67~~		~~1.2~~	~~J~~ R	ug/m3	1	1/26/2013 6:26:00 AM
Methyl tert-butyl ether	< 0.55		0.55		ug/m3	1	1/26/2013 6:26:00 AM
Methylene chloride	4100	D	420		ug/m3	810	1/28/2013 8:11:00 PM
o-Xylene	3.6		0.66		ug/m3	1	1/26/2013 6:26:00 AM
Propylene	< 0.26		0.26		ug/m3	1	1/26/2013 6:26:00 AM
Styrene	0.69		0.65		ug/m3	1	1/26/2013 6:26:00 AM
Tetrachloroethylene	0.97		1.0	J	ug/m3	1	1/26/2013 6:26:00 AM
Tetrahydrofuran	1.3		0.45	J	ug/m3	1	1/26/2013 6:26:00 AM
Toluene	17	D	5.7		ug/m3	10	1/27/2013 7:50:00 PM
trans-1,2-Dichloroethene	1.1		0.60		ug/m3	1	1/26/2013 6:26:00 AM
trans-1,3-Dichloropropene	< 0.69		0.69		ug/m3	1	1/26/2013 6:26:00 AM
Trichloroethene	1.5		0.82		ug/m3	1	1/26/2013 6:26:00 AM
Vinyl acetate	< 0.54		0.54		ug/m3	1	1/26/2013 6:26:00 AM
Vinyl Bromide	< 0.67		0.67		ug/m3	1	1/26/2013 6:26:00 AM
Vinyl chloride	< 0.39		0.39		ug/m3	1	1/26/2013 6:26:00 AM

Qualifiers:

**	Reporting Limit	.	Results reported are not blank corrected
B	Analyte detected in the associated Method Blank	E	Value above quantitation range
H	Holding times for preparation or analysis exceeded	J	Analyte detected at or below quantitation limits
JN	Non-routine analyte. Quantitation estimated.	ND	Not Detected at the Reporting Limit
S	Spike Recovery outside accepted recovery limits		

Centek Laboratories, LLC

Date: *05-Feb-13*

CLIENT:	Arcadis	**Client Sample ID:**	IA-VMP-5B
Lab Order:	C1301057	**Tag Number:**	193 261
Project:	LMC Corp NJ001050.0001	**Collection Date:**	1/23/2013
Lab ID:	C1301057-006A	**Matrix:**	AIR

Analyses	Result	**Limit	Qual	Units	DF	Date Analyzed
1UG/M3 W/ 0.25UG/M3 CT-TCE-VC		**TO-15**				Analyst: RJP
1,1,1-Trichloroethane	< 0.83	0.83		ug/m3	1	1/25/2013 8:52:00 PM
1,1,2,2-Tetrachloroethane	< 1.0	1.0		ug/m3	1	1/25/2013 8:52:00 PM
1,1,2-Trichloroethane	< 0.83	0.83		ug/m3	1	1/25/2013 8:52:00 PM
1,1-Dichloroethane	< 0.62	0.62		ug/m3	1	1/25/2013 8:52:00 PM
1,1-Dichloroethene	< 0.60	0.60		ug/m3	1	1/25/2013 8:52:00 PM
1,2,4-Trichlorobenzene	< 1.1	1.1	R	ug/m3	1	1/25/2013 8:52:00 PM
1,2,4-Trimethylbenzene	1.5	0.75		ug/m3	1	1/25/2013 8:52:00 PM
1,2-Dibromoethane	< 1.2	1.2		ug/m3	1	1/25/2013 8:52:00 PM
1,2-Dichlorobenzene	< 0.92	0.92		ug/m3	1	1/25/2013 8:52:00 PM
1,2-Dichloroethane	< 0.62	0.62		ug/m3	1	1/25/2013 8:52:00 PM
1,2-Dichloropropane	< 0.70	0.70		ug/m3	1	1/25/2013 8:52:00 PM
1,3,5-Trimethylbenzene	0.50	0.75	J	ug/m3	1	1/25/2013 8:52:00 PM
1,3-butadiene	< 0.34	0.34	J	ug/m3	1	1/25/2013 8:52:00 PM
1,3-Dichlorobenzene	< 0.92	0.92		ug/m3	1	1/25/2013 8:52:00 PM
1,4-Dichlorobenzene	< 0.92	0.92		ug/m3	1	1/25/2013 8:52:00 PM
1,4-Dioxane	< 1.1	1.1	R	ug/m3	1	1/25/2013 8:52:00 PM
2,2,4-trimethylpentane	< 0.71	0.71		ug/m3	1	1/25/2013 8:52:00 PM
4-ethyltoluene	< 0.75	0.75	J	ug/m3	1	1/25/2013 8:52:00 PM
Acetone	35 D	7.2	J	ug/m3	10	1/26/2013 8:42:00 PM
Allyl chloride	< 0.48	0.48		ug/m3	1	1/25/2013 8:52:00 PM
Benzene	0.91	0.49		ug/m3	1	1/25/2013 8:52:00 PM
Benzyl chloride	< 0.88	0.88		ug/m3	1	1/25/2013 8:52:00 PM
Bromodichloromethane	< 1.0	1.0		ug/m3	1	1/25/2013 8:52:00 PM
Bromoform	< 1.6	1.6		ug/m3	1	1/25/2013 8:52:00 PM
Bromomethane	< 0.59	0.59		ug/m3	1	1/25/2013 8:52:00 PM
Carbon disulfide	< 0.47	0.47		ug/m3	1	1/25/2013 8:52:00 PM
Carbon tetrachloride	0.70	0.26	J	ug/m3	1	1/25/2013 8:52:00 PM
Chlorobenzene	< 0.70	0.70		ug/m3	1	1/25/2013 8:52:00 PM
Chloroethane	< 0.40	0.40		ug/m3	1	1/25/2013 8:52:00 PM
Chloroform	< 0.74	0.74		ug/m3	1	1/25/2013 8:52:00 PM
Chloromethane	1.3	0.31	J	ug/m3	1	1/25/2013 8:52:00 PM
cis-1,2-Dichloroethene	< 0.60	0.60		ug/m3	1	1/25/2013 8:52:00 PM
cis-1,3-Dichloropropene	< 0.69	0.69		ug/m3	1	1/25/2013 8:52:00 PM
Cyclohexane	< 0.52	0.52		ug/m3	1	1/25/2013 8:52:00 PM
Dibromochloromethane	< 1.3	1.3		ug/m3	1	1/25/2013 8:52:00 PM
Ethyl acetate	2.0	0.92	J	ug/m3	1	1/25/2013 8:52:00 PM
Ethylbenzene	0.75	0.66		ug/m3	1	1/25/2013 8:52:00 PM
Freon 11	4.7	0.86		ug/m3	1	1/25/2013 8:52:00 PM
Freon 113	1.4	1.2		ug/m3	1	1/25/2013 8:52:00 PM
Freon 114	< 1.1	1.1		ug/m3	1	1/25/2013 8:52:00 PM

Qualifiers:

**	Reporting Limit	.	Results reported are not blank corrected
B	Analyte detected in the associated Method Blank	E	Value above quantitation range
H	Holding times for preparation or analysis exceeded	J	Analyte detected at or below quantitation limits
JN	Non-routine analyte. Quantitation estimated.	ND	Not Detected at the Reporting Limit
S	Spike Recovery outside accepted recovery limits		

Centek Laboratories, LLC

Date: *05-Feb-13*

CLIENT:	Arcadis	**Client Sample ID:**	IA-VMP-5B
Lab Order:	C1301057	**Tag Number:**	193 261
Project:	LMC Corp NJ001050.0001	**Collection Date:**	1/23/2013
Lab ID:	C1301057-006A	**Matrix:**	AIR

Analyses	Result	**Limit	Qual	Units	DF	Date Analyzed
1UG/M3 W/ 0.25UG/M3 CT-TCE-VC		**TO-15**				Analyst: RJP
Freon 12	3.1	0.75		ug/m3	1	1/25/2013 8:52:00 PM
Heptane	5.8	0.62		ug/m3	1	1/25/2013 8:52:00 PM
Hexachloro-1,3-butadiene	~~< 1.6~~	~~1.6~~	R	ug/m3	1	1/25/2013 8:52:00 PM
Hexane	5.6	0.54	J	ug/m3	1	1/25/2013 8:52:00 PM
Isopropyl alcohol	1800 D	200		ug/m3	540	1/27/2013 3:29:00 PM
m&p-Xylene	2.3	1.3		ug/m3	1	1/25/2013 8:52:00 PM
Methyl Butyl Ketone	~~< 1.2~~	~~1.2~~	R	ug/m3	1	1/25/2013 8:52:00 PM
Methyl Ethyl Ketone	2.6	0.90	J	ug/m3	1	1/25/2013 8:52:00 PM
Methyl Isobutyl Ketone	~~0.42~~	~~1.2~~	~~J~~ R	ug/m3	1	1/25/2013 8:52:00 PM
Methyl tert-butyl ether	< 0.55	0.55		ug/m3	1	1/25/2013 8:52:00 PM
Methylene chloride	2000 D	290		ug/m3	540	1/27/2013 3:29:00 PM
o-Xylene	0.88	0.66		ug/m3	1	1/25/2013 8:52:00 PM
Propylene	< 0.26	0.26		ug/m3	1	1/25/2013 8:52:00 PM
Styrene	0.61	0.65	J	ug/m3	1	1/25/2013 8:52:00 PM
Tetrachloroethylene	< 1.0	1.0		ug/m3	1	1/25/2013 8:52:00 PM
Tetrahydrofuran	2.3	0.45	J	ug/m3	1	1/25/2013 8:52:00 PM
Toluene	5.6	0.57		ug/m3	1	1/25/2013 8:52:00 PM
trans-1,2-Dichloroethene	1.9	0.60		ug/m3	1	1/25/2013 8:52:00 PM
trans-1,3-Dichloropropene	< 0.69	0.69		ug/m3	1	1/25/2013 8:52:00 PM
Trichloroethene	1.9	0.22		ug/m3	1	1/25/2013 8:52:00 PM
Vinyl acetate	< 0.54	0.54		ug/m3	1	1/25/2013 8:52:00 PM
Vinyl Bromide	< 0.67	0.67		ug/m3	1	1/25/2013 8:52:00 PM
Vinyl chloride	< 0.10	0.10		ug/m3	1	1/25/2013 8:52:00 PM

Qualifiers:

**	Reporting Limit	.	Results reported are not blank corrected
B	Analyte detected in the associated Method Blank	E	Value above quantitation range
H	Holding times for preparation or analysis exceeded	J	Analyte detected at or below quantitation limits
JN	Non-routine analyte. Quantitation estimated.	ND	Not Detected at the Reporting Limit
S	Spike Recovery outside accepted recovery limits		

Centek Laboratories, LLC

Date: *05-Feb-13*

CLIENT:	Arcadis	**Client Sample ID:**	SS-VMP-6A
Lab Order:	C1301057	**Tag Number:**	463 402
Project:	LMC Corp NJ001050.0001	**Collection Date:**	1/23/2013
Lab ID:	C1301057-007A	**Matrix:**	AIR

Analyses	Result	**Limit	Qual	Units	DF	Date Analyzed
1UG/M3 BY METHOD TO15		**TO-15**				Analyst: RJP
1,1,1-Trichloroethane	< 0.83	0.83		ug/m3	1	1/26/2013 7:00:00 AM
1,1,2,2-Tetrachloroethane	< 1.0	1.0		ug/m3	1	1/26/2013 7:00:00 AM
1,1,2-Trichloroethane	< 0.83	0.83		ug/m3	1	1/26/2013 7:00:00 AM
1,1-Dichloroethane	< 0.62	0.62		ug/m3	1	1/26/2013 7:00:00 AM
1,1-Dichloroethene	< 0.60	0.60		ug/m3	1	1/26/2013 7:00:00 AM
1,2,4-Trichlorobenzene	~~< 1.1~~	~~1.1~~	R	ug/m3	1	1/26/2013 7:00:00 AM
1,2,4-Trimethylbenzene	2.8	0.75		ug/m3	1	1/26/2013 7:00:00 AM
1,2-Dibromoethane	< 1.2	1.2		ug/m3	1	1/26/2013 7:00:00 AM
1,2-Dichlorobenzene	< 0.92	0.92		ug/m3	1	1/26/2013 7:00:00 AM
1,2-Dichloroethane	< 0.62	0.62		ug/m3	1	1/26/2013 7:00:00 AM
1,2-Dichloropropane	< 0.70	0.70		ug/m3	1	1/26/2013 7:00:00 AM
1,3,5-Trimethylbenzene	0.95	0.75	J	ug/m3	1	1/26/2013 7:00:00 AM
1,3-butadiene	< 0.34	0.34	J	ug/m3	1	1/26/2013 7:00:00 AM
1,3-Dichlorobenzene	< 0.92	0.92		ug/m3	1	1/26/2013 7:00:00 AM
1,4-Dichlorobenzene	< 0.92	0.92		ug/m3	1	1/26/2013 7:00:00 AM
1,4-Dioxane	~~< 1.1~~	~~1.1~~	R	ug/m3	1	1/26/2013 7:00:00 AM
2,2,4-trimethylpentane	0.90	0.71		ug/m3	1	1/26/2013 7:00:00 AM
4-ethyltoluene	0.95	0.75	J	ug/m3	1	1/26/2013 7:00:00 AM
Acetone	41 D	7.2		ug/m3	10	1/27/2013 8:23:00 PM
Allyl chloride	< 0.48	0.48		ug/m3	1	1/26/2013 7:00:00 AM
Benzene	4.6	0.49		ug/m3	1	1/26/2013 7:00:00 AM
Benzyl chloride	< 0.88	0.88		ug/m3	1	1/26/2013 7:00:00 AM
Bromodichloromethane	< 1.0	1.0		ug/m3	1	1/26/2013 7:00:00 AM
Bromoform	< 1.6	1.6		ug/m3	1	1/26/2013 7:00:00 AM
Bromomethane	< 0.59	0.59		ug/m3	1	1/26/2013 7:00:00 AM
Carbon disulfide	0.41	0.47	J	ug/m3	1	1/26/2013 7:00:00 AM
Carbon tetrachloride	0.70	0.96	J	ug/m3	1	1/26/2013 7:00:00 AM
Chlorobenzene	< 0.70	0.70		ug/m3	1	1/26/2013 7:00:00 AM
Chloroethane	< 0.40	0.40		ug/m3	1	1/26/2013 7:00:00 AM
Chloroform	< 0.74	0.74		ug/m3	1	1/26/2013 7:00:00 AM
Chloromethane	1.5	0.31	J	ug/m3	1	1/26/2013 7:00:00 AM
cis-1,2-Dichloroethene	< 0.60	0.60		ug/m3	1	1/26/2013 7:00:00 AM
cis-1,3-Dichloropropene	< 0.69	0.69		ug/m3	1	1/26/2013 7:00:00 AM
Cyclohexane	< 0.52	0.52		ug/m3	1	1/26/2013 7:00:00 AM
Dibromochloromethane	< 1.3	1.3		ug/m3	1	1/26/2013 7:00:00 AM
Ethyl acetate	5.1	0.92	J	ug/m3	1	1/26/2013 7:00:00 AM
Ethylbenzene	6.0	0.66		ug/m3	1	1/26/2013 7:00:00 AM
Freon 11	6.1	0.86		ug/m3	1	1/26/2013 7:00:00 AM
Freon 113	0.93	1.2	J	ug/m3	1	1/26/2013 7:00:00 AM
Freon 114	< 1.1	1.1		ug/m3	1	1/26/2013 7:00:00 AM

Qualifiers:

**	Reporting Limit	.	Results reported are not blank corrected
B	Analyte detected in the associated Method Blank	E	Value above quantitation range
H	Holding times for preparation or analysis exceeded	J	Analyte detected at or below quantitation limits
JN	Non-routine analyte. Quantitation estimated.	ND	Not Detected at the Reporting Limit
S	Spike Recovery outside accepted recovery limits		

Centek Laboratories, LLC

Date: *05-Feb-13*

CLIENT:	Arcadis	**Client Sample ID:**	SS-VMP-6A
Lab Order:	C1301057	**Tag Number:**	463 402
Project:	LMC Corp NJ001050.0001	**Collection Date:**	1/23/2013
Lab ID:	C1301057-007A	**Matrix:**	AIR

Analyses	Result	**Limit	Qual	Units	DF	Date Analyzed
1UG/M3 BY METHOD TO15		**TO-15**				Analyst: **RJP**
Freon 12	3.7	0.75		ug/m3	1	1/26/2013 7:00:00 AM
Heptane	7.6	0.62		ug/m3	1	1/26/2013 7:00:00 AM
Hexachloro-1,3-butadiene	~~< 1.6~~	~~1.6~~	R	ug/m3	1	1/26/2013 7:00:00 AM
Hexane	5.0 D	5.4	J	ug/m3	10	1/27/2013 8:23:00 PM
Isopropyl alcohol	1700 D	300	J	ug/m3	810	1/28/2013 8:44:00 PM
m&p-Xylene	9.3 D	13	J	ug/m3	10	1/27/2013 8:23:00 PM
Methyl Butyl Ketone	~~< 1.2~~	~~1.2~~	R	ug/m3	1	1/26/2013 7:00:00 AM
Methyl Ethyl Ketone	3.2	0.90	J	ug/m3	1	1/26/2013 7:00:00 AM
Methyl Isobutyl Ketone	~~1.3~~	~~1.2~~	R	ug/m3	1	1/26/2013 7:00:00 AM
Methyl tert-butyl ether	< 0.55	0.55		ug/m3	1	1/26/2013 7:00:00 AM
Methylene chloride	4400 D	420		ug/m3	810	1/28/2013 8:44:00 PM
o-Xylene	4.1	0.66		ug/m3	1	1/26/2013 7:00:00 AM
Propylene	< 0.26	0.26		ug/m3	1	1/26/2013 7:00:00 AM
Styrene	1.1	0.65		ug/m3	1	1/26/2013 7:00:00 AM
Tetrachloroethylene	0.97	1.0	J	ug/m3	1	1/26/2013 7:00:00 AM
Tetrahydrofuran	3.1	0.45	J	ug/m3	1	1/26/2013 7:00:00 AM
Toluene	38 D	5.7		ug/m3	10	1/27/2013 8:23:00 PM
trans-1,2-Dichloroethene	1.4	0.60		ug/m3	1	1/26/2013 7:00:00 AM
trans-1;3-Dichloropropene	< 0.69	0.69		ug/m3	1	1/26/2013 7:00:00 AM
Trichloroethene	1.2	0.82		ug/m3	1	1/26/2013 7:00:00 AM
Vinyl acetate	< 0.54	0.54		ug/m3	1	1/26/2013 7:00:00 AM
Vinyl Bromide	< 0.67	0.67		ug/m3	1	1/26/2013 7:00:00 AM
Vinyl chloride	< 0.39	0.39		ug/m3	1	1/26/2013 7:00:00 AM

Qualifiers:

**	Reporting Limit	.	Results reported are not blank corrected
B	Analyte detected in the associated Method Blank	E	Value above quantitation range
H	Holding times for preparation or analysis exceeded	J	Analyte detected at or below quantitation limits
JN	Non-routine analyte. Quantitation estimated.	ND	Not Detected at the Reporting Limit
S	Spike Recovery outside accepted recovery limits		

Centek Laboratories, LLC

Date: *05-Feb-13*

CLIENT:	Arcadis	**Client Sample ID:**	IA-VMP-6A
Lab Order:	C1301057	**Tag Number:**	336 295
Project:	LMC Corp NJ001050.0001	**Collection Date:**	1/23/2013
Lab ID:	C1301057-008A	**Matrix:**	AIR

Analyses	Result	**Limit	Qual	Units	DF	Date Analyzed
1UG/M3 W/ 0.25UG/M3 CT-TCE-VC		TO-15				Analyst: RJP
1,1,1-Trichloroethane	< 0.83	0.83		ug/m3	1	1/25/2013 9:25:00 PM
1,1,2,2-Tetrachloroethane	< 1.0	1.0		ug/m3	1	1/25/2013 9:25:00 PM
1,1,2-Trichloroethane	< 0.83	0.83		ug/m3	1	1/25/2013 9:25:00 PM
1,1-Dichloroethane	< 0.62	0.62		ug/m3	1	1/25/2013 9:25:00 PM
1,1-Dichloroethene	< 0.60	0.60		ug/m3	1	1/25/2013 9:25:00 PM
1,2,4-Trichlorobenzene	~~< 1.1~~	~~1.1~~	R	ug/m3	1	1/25/2013 9:25:00 PM
1,2,4-Trimethylbenzene	2.5	0.75		ug/m3	1	1/25/2013 9:25:00 PM
1,2-Dibromoethane	< 1.2	1.2		ug/m3	1	1/25/2013 9:25:00 PM
1,2-Dichlorobenzene	< 0.92	0.92		ug/m3	1	1/25/2013 9:25:00 PM
1,2-Dichloroethane	< 0.62	0.62		ug/m3	1	1/25/2013 9:25:00 PM
1,2-Dichloropropane	< 0.70	0.70		ug/m3	1	1/25/2013 9:25:00 PM
1,3,5-Trimethylbenzene	0.90	0.75	J	ug/m3	1	1/25/2013 9:25:00 PM
1,3-butadiene	< 0.34	0.34	J	ug/m3	1	1/25/2013 9:25:00 PM
1,3-Dichlorobenzene	< 0.92	0.92		ug/m3	1	1/25/2013 9:25:00 PM
1,4-Dichlorobenzene	< 0.92	0.92		ug/m3	1	1/25/2013 9:25:00 PM
1,4-Dioxane	~~< 1.1~~	~~1.1~~	R	ug/m3	1	1/25/2013 9:25:00 PM
2,2,4-trimethylpentane	< 0.71	0.71		ug/m3	1	1/25/2013 9:25:00 PM
4-ethyltoluene	0.65	0.75	J	ug/m3	1	1/25/2013 9:25:00 PM
Acetone	37 D	7.2	J	ug/m3	10	1/26/2013 9:15:00 PM
Allyl chloride	< 0.48	0.48		ug/m3	1	1/25/2013 9:25:00 PM
Benzene	1.1	0.49		ug/m3	1	1/25/2013 9:25:00 PM
Benzyl chloride	< 0.88	0.88		ug/m3	1	1/25/2013 9:25:00 PM
Bromodichloromethane	< 1.0	1.0		ug/m3	1	1/25/2013 9:25:00 PM
Bromoform	< 1.6	1.6		ug/m3	1	1/25/2013 9:25:00 PM
Bromomethane	< 0.59	0.59		ug/m3	1	1/25/2013 9:25:00 PM
Carbon disulfide	< 0.47	0.47		ug/m3	1	1/25/2013 9:25:00 PM
Carbon tetrachloride	0.70	0.26	J	ug/m3	1	1/25/2013 9:25:00 PM
Chlorobenzene	< 0.70	0.70		ug/m3	1	1/25/2013 9:25:00 PM
Chloroethane	< 0.40	0.40		ug/m3	1	1/25/2013 9:25:00 PM
Chloroform	< 0.74	0.74		ug/m3	1	1/25/2013 9:25:00 PM
Chloromethane	1.4	0.31	J	ug/m3	1	1/25/2013 9:25:00 PM
cis-1,2-Dichloroethene	< 0.60	0.60		ug/m3	1	1/25/2013 9:25:00 PM
cis-1,3-Dichloropropene	< 0.69	0.69		ug/m3	1	1/25/2013 9:25:00 PM
Cyclohexane	< 0.52	0.52		ug/m3	1	1/25/2013 9:25:00 PM
Dibromochloromethane	< 1.3	1.3		ug/m3	1	1/25/2013 9:25:00 PM
Ethyl acetate	2.3	0.92	J	ug/m3	1	1/25/2013 9:25:00 PM
Ethylbenzene	0.79	0.66		ug/m3	1	1/25/2013 9:25:00 PM
Freon 11	4.8	0.86		ug/m3	1	1/25/2013 9:25:00 PM
Freon 113	0.86	1.2	J	ug/m3	1	1/25/2013 9:25:00 PM
Freon 114	< 1.1	1.1		ug/m3	1	1/25/2013 9:25:00 PM

Qualifiers:

- ** Reporting Limit
- B Analyte detected in the associated Method Blank
- H Holding times for preparation or analysis exceeded
- JN Non-routine analyte. Quantitation estimated.
- S Spike Recovery outside accepted recovery limits
- . Results reported are not blank corrected
- E Value above quantitation range
- J Analyte detected at or below quantitation limits
- ND Not Detected at the Reporting Limit

Centek Laboratories, LLC

Date: *05-Feb-13*

CLIENT:	Arcadis	**Client Sample ID:**	IA-VMP-6A
Lab Order:	C1301057	**Tag Number:**	336 295
Project:	LMC Corp NJ001050.0001	**Collection Date:**	1/23/2013
Lab ID:	C1301057-008A	**Matrix:**	AIR

Analyses	Result	**Limit	Qual	Units	DF	Date Analyzed
1UG/M3 W/ 0.25UG/M3 CT-TCE-VC		TO-15				Analyst: RJP
Freon 12	3.3	0.75		ug/m3	1	1/25/2013 9:25:00 PM
Heptane	5.7	0.62		ug/m3	1	1/25/2013 9:25:00 PM
Hexachloro-1,3-butadiene	~~< 1.6~~	~~1.6~~	R	ug/m3	1	1/25/2013 9:25:00 PM
Hexane	7.1	0.54	J	ug/m3	1	1/25/2013 9:25:00 PM
Isopropyl alcohol	1700 D	300		ug/m3	810	1/27/2013 4:02:00 PM
m&p-Xylene	2.7	1.3		ug/m3	1	1/25/2013 9:25:00 PM
Methyl Butyl Ketone	~~< 1.2~~	~~1.2~~	R	ug/m3	1	1/25/2013 9:25:00 PM
Methyl Ethyl Ketone	3.6	0.90	J	ug/m3	1	1/25/2013 9:25:00 PM
Methyl Isobutyl Ketone	~~0.87~~	~~1.2~~	~~J~~ R	ug/m3	1	1/25/2013 9:25:00 PM
Methyl tert-butyl ether	< 0.55	0.55		ug/m3	1	1/25/2013 9:25:00 PM
Methylene chloride	1400 D	420		ug/m3	810	1/27/2013 4:02:00 PM
o-Xylene	1.1	0.66		ug/m3	1	1/25/2013 9:25:00 PM
Propylene	< 0.26	0.26		ug/m3	1	1/25/2013 9:25:00 PM
Styrene	1.2	0.65		ug/m3	1	1/25/2013 9:25:00 PM
Tetrachloroethylene	< 1.0	1.0		ug/m3	1	1/25/2013 9:25:00 PM
Tetrahydrofuran	4.9	0.45	J	ug/m3	1	1/25/2013 9:25:00 PM
Toluene	5.9	0.57		ug/m3	1	1/25/2013 9:25:00 PM
trans-1,2-Dichloroethene	1.9	0.60		ug/m3	1	1/25/2013 9:25:00 PM
trans-1,3-Dichloropropene	< 0.69	0.69		ug/m3	1	1/25/2013 9:25:00 PM
Trichloroethene	1.6	0.22		ug/m3	1	1/25/2013 9:25:00 PM
Vinyl acetate	< 0.54	0.54		ug/m3	1	1/25/2013 9:25:00 PM
Vinyl Bromide	< 0.67	0.67		ug/m3	1	1/25/2013 9:25:00 PM
Vinyl chloride	< 0.10	0.10		ug/m3	1	1/25/2013 9:25:00 PM

Qualifiers:

**	Reporting Limit	.	Results reported are not blank corrected
B	Analyte detected in the associated Method Blank	E	Value above quantitation range
H	Holding times for preparation or analysis exceeded	J	Analyte detected at or below quantitation limits
JN	Non-routine analyte. Quantitation estimated.	ND	Not Detected at the Reporting Limit
S	Spike Recovery outside accepted recovery limits		

Centek Laboratories, LLC

Date: *05-Feb-13*

CLIENT:	Arcadis	**Client Sample ID:**	SS-VMP-7
Lab Order:	C1301057	**Tag Number:**	133 279
Project:	LMC Corp NJ001050.0001	**Collection Date:**	1/23/2013
Lab ID:	C1301057-009A	**Matrix:**	AIR

Analyses	Result	**Limit	Qual	Units	DF	Date Analyzed
1UG/M3 BY METHOD TO15		TO-15				Analyst: RJP
1,1,1-Trichloroethane	< 0.83	0.83		ug/m3	1	1/26/2013 7:35:00 AM
1,1,2,2-Tetrachloroethane	< 1.0	1.0		ug/m3	1	1/26/2013 7:35:00 AM
1,1,2-Trichloroethane	< 0.83	0.83		ug/m3	1	1/26/2013 7:35:00 AM
1,1-Dichloroethane	< 0.62	0.62		ug/m3	1	1/26/2013 7:35:00 AM
1,1-Dichloroethene	< 0.60	0.60		ug/m3	1	1/26/2013 7:35:00 AM
1,2,4-Trichlorobenzene	~~< 1.1~~	~~1.1~~	R	ug/m3	1	1/26/2013 7:35:00 AM
1,2,4-Trimethylbenzene	2.5	0.75		ug/m3	1	1/26/2013 7:35:00 AM
1,2-Dibromoethane	< 1.2	1.2		ug/m3	1	1/26/2013 7:35:00 AM
1,2-Dichlorobenzene	< 0.92	0.92		ug/m3	1	1/26/2013 7:35:00 AM
1,2-Dichloroethane	< 0.62	0.62		ug/m3	1	1/26/2013 7:35:00 AM
1,2-Dichloropropane	< 0.70	0.70		ug/m3	1	1/26/2013 7:35:00 AM
1,3,5-Trimethylbenzene	0.85	0.75	J	ug/m3	1	1/26/2013 7:35:00 AM
1,3-butadiene	< 0.34	0.34	J	ug/m3	1	1/26/2013 7:35:00 AM
1,3-Dichlorobenzene	< 0.92	0.92		ug/m3	1	1/26/2013 7:35:00 AM
1,4-Dichlorobenzene	< 0.92	0.92		ug/m3	1	1/26/2013 7:35:00 AM
1,4-Dioxane	~~< 1.1~~	~~1.1~~	R	ug/m3	1	1/26/2013 7:35:00 AM
2,2,4-trimethylpentane	0.76	0.71		ug/m3	1	1/26/2013 7:35:00 AM
4-ethyltoluene	0.95	0.75	J	ug/m3	1	1/26/2013 7:35:00 AM
Acetone	39 D	7.2		ug/m3	10	1/27/2013 8:55:00 PM
Allyl chloride	< 0.48	0.48		ug/m3	1	1/26/2013 7:35:00 AM
Benzene	3.9	0.49		ug/m3	1	1/26/2013 7:35:00 AM
Benzyl chloride	< 0.88	0.88		ug/m3	1	1/26/2013 7:35:00 AM
Bromodichloromethane	< 1.0	1.0		ug/m3	1	1/26/2013 7:35:00 AM
Bromoform	< 1.6	1.6		ug/m3	1	1/26/2013 7:35:00 AM
Bromomethane	< 0.59	0.59		ug/m3	1	1/26/2013 7:35:00 AM
Carbon disulfide	2.7	0.47		ug/m3	1	1/26/2013 7:35:00 AM
Carbon tetrachloride	0.70	0.96	J	ug/m3	1	1/26/2013 7:35:00 AM
Chlorobenzene	< 0.70	0.70		ug/m3	1	1/26/2013 7:35:00 AM
Chloroethane	< 0.40	0.40		ug/m3	1	1/26/2013 7:35:00 AM
Chloroform	< 0.74	0.74		ug/m3	1	1/26/2013 7:35:00 AM
Chloromethane	1.6	0.31	J	ug/m3	1	1/26/2013 7:35:00 AM
cis-1,2-Dichloroethene	< 0.60	0.60		ug/m3	1	1/26/2013 7:35:00 AM
cis-1,3-Dichloropropene	< 0.69	0.69		ug/m3	1	1/26/2013 7:35:00 AM
Cyclohexane	< 0.52	0.52		ug/m3	1	1/26/2013 7:35:00 AM
Dibromochloromethane	< 1.3	1.3		ug/m3	1	1/26/2013 7:35:00 AM
Ethyl acetate	3.8	0.92	J	ug/m3	1	1/26/2013 7:35:00 AM
Ethylbenzene	7.0	0.66		ug/m3	1	1/26/2013 7:35:00 AM
Freon 11	7.3	0.86		ug/m3	1	1/26/2013 7:35:00 AM
Freon 113	0.86	1.2	J	ug/m3	1	1/26/2013 7:35:00 AM
Freon 114	< 1.1	1.1		ug/m3	1	1/26/2013 7:35:00 AM

Qualifiers:

- ** Reporting Limit
- B Analyte detected in the associated Method Blank
- H Holding times for preparation or analysis exceeded
- JN Non-routine analyte. Quantitation estimated.
- S Spike Recovery outside accepted recovery limits
- . Results reported are not blank corrected
- E Value above quantitation range
- J Analyte detected at or below quantitation limits
- ND Not Detected at the Reporting Limit

Centek Laboratories, LLC

Date: *05-Feb-13*

CLIENT:	Arcadis	**Client Sample ID:**	SS-VMP-7
Lab Order:	C1301057	**Tag Number:**	133 279
Project:	LMC Corp NJ001050.0001	**Collection Date:**	1/23/2013
Lab ID:	C1301057-009A	**Matrix:**	AIR

Analyses	Result	**Limit	Qual	Units	DF	Date Analyzed
1UG/M3 BY METHOD TO15		**TO-15**				Analyst: RJP
Freon 12	3.6	0.75		ug/m3	1	1/26/2013 7:35:00 AM
Heptane	5.5	0.62		ug/m3	1	1/26/2013 7:35:00 AM
Hexachloro-1,3-butadiene	~~< 1.6~~	~~1.6~~	R	ug/m3	1	1/26/2013 7:35:00 AM
Hexane	5.7	0.54	J	ug/m3	1	1/26/2013 7:35:00 AM
Isopropyl alcohol	1900 D	300 J		ug/m3	810	1/28/2013 9:16:00 PM
m&p-Xylene	13 D	13	J	ug/m3	10	1/27/2013 8:55:00 PM
Methyl Butyl Ketone	~~< 1.2~~	~~1.2~~	R	ug/m3	1	1/26/2013 7:35:00 AM
Methyl Ethyl Ketone	2.8	0.90	J	ug/m3	1	1/26/2013 7:35:00 AM
Methyl Isobutyl Ketone	~~1.2~~	~~1.2~~	R	ug/m3	1	1/26/2013 7:35:00 AM
Methyl tert-butyl ether	< 0.55	0.55		ug/m3	1	1/26/2013 7:35:00 AM
Methylene chloride	3800 D	420		ug/m3	810	1/28/2013 9:16:00 PM
o-Xylene	4.8	0.66		ug/m3	1	1/26/2013 7:35:00 AM
Propylene	< 0.26	0.26		ug/m3	1	1/26/2013 7:35:00 AM
Styrene	1.1	0.65		ug/m3	1	1/26/2013 7:35:00 AM
Tetrachloroethylene	0.90	1.0	J	ug/m3	1	1/26/2013 7:35:00 AM
Tetrahydrofuran	4.0	0.45	J	ug/m3	1	1/26/2013 7:35:00 AM
Toluene	37 D	5.7		ug/m3	10	1/27/2013 8:55:00 PM
trans-1,2-Dichloroethene	4.5	0.60		ug/m3	1	1/26/2013 7:35:00 AM
trans-1,3-Dichloropropene	< 0.69	0.69		ug/m3	1	1/26/2013 7:35:00 AM
Trichloroethene	1.2	0.82		ug/m3	1	1/26/2013 7:35:00 AM
Vinyl acetate	< 0.54	0.54		ug/m3	1	1/26/2013 7:35:00 AM
Vinyl Bromide	< 0.67	0.67		ug/m3	1	1/26/2013 7:35:00 AM
Vinyl chloride	< 0.39	0.39		ug/m3	1	1/26/2013 7:35:00 AM

Qualifiers:

**	Reporting Limit	.	Results reported are not blank corrected
B	Analyte detected in the associated Method Blank	E	Value above quantitation range
H	Holding times for preparation or analysis exceeded	J	Analyte detected at or below quantitation limits
JN	Non-routine analyte. Quantitation estimated.	ND	Not Detected at the Reporting Limit
S	Spike Recovery outside accepted recovery limits		

Centek Laboratories, LLC

Date: *05-Feb-13*

CLIENT:	Arcadis	**Client Sample ID:**	IA-VMP-7
Lab Order:	C1301057	**Tag Number:**	360 401
Project:	LMC Corp NJ001050.0001	**Collection Date:**	1/23/2013
Lab ID:	C1301057-010A	**Matrix:**	AIR

Analyses	Result	**Limit	Qual	Units	DF	Date Analyzed
1UG/M3 W/ 0.25UG/M3 CT-TCE-VC		**TO-15**				Analyst: RJP
1,1,1-Trichloroethane	< 0.83	0.83		ug/m3	1	1/25/2013 9:59:00 PM
1,1,2,2-Tetrachloroethane	< 1.0	1.0		ug/m3	1	1/25/2013 9:59:00 PM
1,1,2-Trichloroethane	< 0.83	0.83		ug/m3	1	1/25/2013 9:59:00 PM
1,1-Dichloroethane	< 0.62	0.62		ug/m3	1	1/25/2013 9:59:00 PM
1,1-Dichloroethene	< 0.60	0.60		ug/m3	1	1/25/2013 9:59:00 PM
1,2,4-Trichlorobenzene	~~< 1.1~~	~~1.1~~	R	ug/m3	1	1/25/2013 9:59:00 PM
1,2,4-Trimethylbenzene	1.7	0.75		ug/m3	1	1/25/2013 9:59:00 PM
1,2-Dibromoethane	< 1.2	1.2		ug/m3	1	1/25/2013 9:59:00 PM
1,2-Dichlorobenzene	< 0.92	0.92		ug/m3	1	1/25/2013 9:59:00 PM
1,2-Dichloroethane	< 0.62	0.62		ug/m3	1	1/25/2013 9:59:00 PM
1,2-Dichloropropane	< 0.70	0.70		ug/m3	1	1/25/2013 9:59:00 PM
1,3,5-Trimethylbenzene	0.60	0.75	J	ug/m3	1	1/25/2013 9:59:00 PM
1,3-butadiene	< 0.34	0.34	J	ug/m3	1	1/25/2013 9:59:00 PM
1,3-Dichlorobenzene	< 0.92	0.92		ug/m3	1	1/25/2013 9:59:00 PM
1,4-Dichlorobenzene	< 0.92	0.92		ug/m3	1	1/25/2013 9:59:00 PM
1,4-Dioxane	~~< 1.1~~	~~1.1~~	R	ug/m3	1	1/25/2013 9:59:00 PM
2,2,4-trimethylpentane	< 0.71	0.71		ug/m3	1	1/25/2013 9:59:00 PM
4-ethyltoluene	0.50	0.75	J	ug/m3	1	1/25/2013 9:59:00 PM
Acetone	33 D	7.2	J	ug/m3	10	1/26/2013 9:49:00 PM
Allyl chloride	< 0.48	0.48		ug/m3	1	1/25/2013 9:59:00 PM
Benzene	1.2	0.49		ug/m3	1	1/25/2013 9:59:00 PM
Benzyl chloride	< 0.88	0.88		ug/m3	1	1/25/2013 9:59:00 PM
Bromodichloromethane	< 1.0	1.0		ug/m3	1	1/25/2013 9:59:00 PM
Bromoform	< 1.6	1.6		ug/m3	1	1/25/2013 9:59:00 PM
Bromomethane	< 0.59	0.59		ug/m3	1	1/25/2013 9:59:00 PM
Carbon disulfide	< 0.47	0.47		ug/m3	1	1/25/2013 9:59:00 PM
Carbon tetrachloride	0.70	0.26	J	ug/m3	1	1/25/2013 9:59:00 PM
Chlorobenzene	< 0.70	0.70		ug/m3	1	1/25/2013 9:59:00 PM
Chloroethane	< 0.40	0.40		ug/m3	1	1/25/2013 9:59:00 PM
Chloroform	< 0.74	0.74		ug/m3	1	1/25/2013 9:59:00 PM
Chloromethane	1.5	0.31	J	ug/m3	1	1/25/2013 9:59:00 PM
cis-1,2-Dichloroethene	< 0.60	0.60		ug/m3	1	1/25/2013 9:59:00 PM
cis-1,3-Dichloropropene	< 0.69	0.69		ug/m3	1	1/25/2013 9:59:00 PM
Cyclohexane	< 0.52	0.52		ug/m3	1	1/25/2013 9:59:00 PM
Dibromochloromethane	< 1.3	1.3		ug/m3	1	1/25/2013 9:59:00 PM
Ethyl acetate	1.6	0.92	J	ug/m3	1	1/25/2013 9:59:00 PM
Ethylbenzene	0.75	0.66		ug/m3	1	1/25/2013 9:59:00 PM
Freon 11	7.1	0.86		ug/m3	1	1/25/2013 9:59:00 PM
Freon 113	0.86	1.2	J	ug/m3	1	1/25/2013 9:59:00 PM
Freon 114	< 1.1	1.1		ug/m3	1	1/25/2013 9:59:00 PM

Qualifiers:

**	Reporting Limit	.	Results reported are not blank corrected
B	Analyte detected in the associated Method Blank	E	Value above quantitation range
H	Holding times for preparation or analysis exceeded	J	Analyte detected at or below quantitation limits
JN	Non-routine analyte. Quantitation estimated.	ND	Not Detected at the Reporting Limit
S	Spike Recovery outside accepted recovery limits		

Centek Laboratories, LLC

Date: *05-Feb-13*

CLIENT:	Arcadis	**Client Sample ID:**	IA-VMP-7
Lab Order:	C1301057	**Tag Number:**	360 401
Project:	LMC Corp NJ001050.0001	**Collection Date:**	1/23/2013
Lab ID:	C1301057-010A	**Matrix:**	AIR

Analyses	Result	**Limit	Qual	Units	DF	Date Analyzed
1UG/M3 W/ 0.25UG/M3 CT-TCE-VC		**TO-15**				Analyst: **RJP**
Freon 12	3.4	0.75		ug/m3	1	1/25/2013 9:59:00 PM
Heptane	4.7	0.62		ug/m3	1	1/25/2013 9:59:00 PM
Hexachloro-1,3-butadiene	~~< 1.6~~	~~1.6~~	R	ug/m3	1	1/25/2013 9:59:00 PM
Hexane	5.7	0.54	J	ug/m3	1	1/25/2013 9:59:00 PM
Isopropyl alcohol	3300 D	300	J	ug/m3	810	1/28/2013 1:27:00 PM
m&p-Xylene	2.6	1.3		ug/m3	1	1/25/2013 9:59:00 PM
Methyl Butyl Ketone	~~< 1.2~~	~~1.2~~	R	ug/m3	1	1/25/2013 9:59:00 PM
Methyl Ethyl Ketone	2.8	0.90	J	ug/m3	1	1/25/2013 9:59:00 PM
Methyl Isobutyl Ketone	~~0.62~~	~~1.2~~	~~J~~ R	ug/m3	1	1/25/2013 9:59:00 PM
Methyl tert-butyl ether	< 0.55	0.55		ug/m3	1	1/25/2013 9:59:00 PM
Methylene chloride	3700 D	420		ug/m3	810	1/28/2013 1:27:00 PM
o-Xylene	1.0	0.66		ug/m3	1	1/25/2013 9:59:00 PM
Propylene	< 0.26	0.26		ug/m3	1	1/25/2013 9:59:00 PM
Styrene	1.4	0.65		ug/m3	1	1/25/2013 9:59:00 PM
Tetrachloroethylene	0.69	1.0	J	ug/m3	1	1/25/2013 9:59:00 PM
Tetrahydrofuran	6.2	0.45	J	ug/m3	1	1/25/2013 9:59:00 PM
Toluene	5.9	0.57		ug/m3	1	1/25/2013 9:59:00 PM
trans-1,2-Dichloroethene	2.2	0.60		ug/m3	1	1/25/2013 9:59:00 PM
trans-1,3-Dichloropropene	< 0.69	0.69		ug/m3	1	1/25/2013 9:59:00 PM
Trichloroethene	2.5	0.22		ug/m3	1	1/25/2013 9:59:00 PM
Vinyl acetate	< 0.54	0.54		ug/m3	1	1/25/2013 9:59:00 PM
Vinyl Bromide	< 0.67	0.67		ug/m3	1	1/25/2013 9:59:00 PM
Vinyl chloride	< 0.10	0.10		ug/m3	1	1/25/2013 9:59:00 PM

Qualifiers:

**	Reporting Limit	.	Results reported are not blank corrected
B	Analyte detected in the associated Method Blank	E	Value above quantitation range
H	Holding times for preparation or analysis exceeded	J	Analyte detected at or below quantitation limits
JN	Non-routine analyte. Quantitation estimated.	ND	Not Detected at the Reporting Limit
S	Spike Recovery outside accepted recovery limits		

Centek Laboratories, LLC

Date: *05-Feb-13*

CLIENT:	Arcadis	**Client Sample ID:**	IA-VMP-7A
Lab Order:	C1301057	**Tag Number:**	237 258
Project:	LMC Corp NJ001050.0001	**Collection Date:**	1/23/2013
Lab ID:	C1301057-011A	**Matrix:**	AIR

Analyses	Result	**Limit	Qual	Units	DF	Date Analyzed
1UG/M3 W/ 0.25UG/M3 CT-TCE-VC		**TO-15**				Analyst: RJP
1,1,1-Trichloroethane	< 0.83	0.83		ug/m3	1	1/25/2013 10:33:00 PM
1,1,2,2-Tetrachloroethane	< 1.0	1.0		ug/m3	1	1/25/2013 10:33:00 PM
1,1,2-Trichloroethane	< 0.83	0.83		ug/m3	1	1/25/2013 10:33:00 PM
1,1-Dichloroethane	< 0.62	0.62		ug/m3	1	1/25/2013 10:33:00 PM
1,1-Dichloroethene	< 0.60	0.60		ug/m3	1	1/25/2013 10:33:00 PM
1,2,4-Trichlorobenzene	~~< 1.1~~	~~1.1~~	R	ug/m3	1	1/25/2013 10:33:00 PM
1,2,4-Trimethylbenzene	7.2	0.75		ug/m3	1	1/25/2013 10:33:00 PM
1,2-Dibromoethane	< 1.2	1.2		ug/m3	1	1/25/2013 10:33:00 PM
1,2-Dichlorobenzene	< 0.92	0.92		ug/m3	1	1/25/2013 10:33:00 PM
1,2-Dichloroethane	< 0.62	0.62		ug/m3	1	1/25/2013 10:33:00 PM
1,2-Dichloropropane	< 0.70	0.70		ug/m3	1	1/25/2013 10:33:00 PM
1,3,5-Trimethylbenzene	1.5	0.75	J	ug/m3	1	1/25/2013 10:33:00 PM
1,3-butadiene	< 0.34	0.34	J	ug/m3	1	1/25/2013 10:33:00 PM
1,3-Dichlorobenzene	< 0.92	0.92		ug/m3	1	1/25/2013 10:33:00 PM
1,4-Dichlorobenzene	< 0.92	0.92		ug/m3	1	1/25/2013 10:33:00 PM
1,4-Dioxane	~~< 1.1~~	~~1.1~~	R	ug/m3	1	1/25/2013 10:33:00 PM
2,2,4-trimethylpentane	< 0.71	0.71		ug/m3	1	1/25/2013 10:33:00 PM
4-ethyltoluene	1.4	0.75	J	ug/m3	1	1/25/2013 10:33:00 PM
Acetone	76 D J	14		ug/m3	20	1/26/2013 10:23:00 PM
Allyl chloride	< 0.48	0.48		ug/m3	1	1/25/2013 10:33:00 PM
Benzene	1.1	0.49		ug/m3	1	1/25/2013 10:33:00 PM
Benzyl chloride	< 0.88	0.88		ug/m3	1	1/25/2013 10:33:00 PM
Bromodichloromethane	< 1.0	1.0		ug/m3	1	1/25/2013 10:33:00 PM
Bromoform	< 1.6	1.6		ug/m3	1	1/25/2013 10:33:00 PM
Bromomethane	< 0.59	0.59		ug/m3	1	1/25/2013 10:33:00 PM
Carbon disulfide	< 0.47	0.47		ug/m3	1	1/25/2013 10:33:00 PM
Carbon tetrachloride	0.70	0.26	J	ug/m3	1	1/25/2013 10:33:00 PM
Chlorobenzene	< 0.70	0.70		ug/m3	1	1/25/2013 10:33:00 PM
Chloroethane	< 0.40	0.40		ug/m3	1	1/25/2013 10:33:00 PM
Chloroform	< 0.74	0.74		ug/m3	1	1/25/2013 10:33:00 PM
Chloromethane	1.5	0.31	J	ug/m3	1	1/25/2013 10:33:00 PM
cis-1,2-Dichloroethene	< 0.60	0.60		ug/m3	1	1/25/2013 10:33:00 PM
cis-1,3-Dichloropropene	< 0.69	0.69		ug/m3	1	1/25/2013 10:33:00 PM
Cyclohexane	< 0.52	0.52		ug/m3	1	1/25/2013 10:33:00 PM
Dibromochloromethane	< 1.3	1.3		ug/m3	1	1/25/2013 10:33:00 PM
Ethyl acetate	2.3	0.92	J	ug/m3	1	1/25/2013 10:33:00 PM
Ethylbenzene	1.1	0.66		ug/m3	1	1/25/2013 10:33:00 PM
Freon 11	5.4	0.86		ug/m3	1	1/25/2013 10:33:00 PM
Freon 113	0.93	1.2	J	ug/m3	1	1/25/2013 10:33:00 PM
Freon 114	< 1.1	1.1		ug/m3	1	1/25/2013 10:33:00 PM

Qualifiers:

**	Reporting Limit	.	Results reported are not blank corrected
B	Analyte detected in the associated Method Blank	E	Value above quantitation range
H	Holding times for preparation or analysis exceeded	J	Analyte detected at or below quantitation limits
JN	Non-routine analyte. Quantitation estimated.	ND	Not Detected at the Reporting Limit
S	Spike Recovery outside accepted recovery limits		

Centek Laboratories, LLC

Date: *05-Feb-13*

CLIENT:	Arcadis	**Client Sample ID:**	IA-VMP-7A
Lab Order:	C1301057	**Tag Number:**	237 258
Project:	LMC Corp NJ001050.0001	**Collection Date:**	1/23/2013
Lab ID:	C1301057-011A	**Matrix:**	AIR

Analyses	Result	**Limit	Qual	Units	DF	Date Analyzed
1UG/M3 W/ 0.25UG/M3 CT-TCE-VC		**TO-15**				Analyst: RJP
Freon 12	3.1	0.75		ug/m3	1	1/25/2013 10:33:00 PM
Heptane	5.7	0.62		ug/m3	1	1/25/2013 10:33:00 PM
Hexachloro-1,3-butadiene	~~< 1.6~~	~~1.6~~	R	ug/m3	1	1/25/2013 10:33:00 PM
Hexane	6.8	0.54	J	ug/m3	1	1/25/2013 10:33:00 PM
Isopropyl alcohol	3500 D	600		ug/m3	1620	1/27/2013 5:06:00 PM
m&p-Xylene	5.1	1.3		ug/m3	1	1/25/2013 10:33:00 PM
Methyl Butyl Ketone	~~< 1.2~~	~~1.2~~	R	ug/m3	1	1/25/2013 10:33:00 PM
Methyl Ethyl Ketone	3.6	0.90	J	ug/m3	1	1/25/2013 10:33:00 PM
Methyl Isobutyl Ketone	~~0.71~~	~~1.2~~	~~J~~ R	ug/m3	1	1/25/2013 10:33:00 PM
Methyl tert-butyl ether	< 0.55	0.55		ug/m3	1	1/25/2013 10:33:00 PM
Methylene chloride	2300 D	850		ug/m3	1620	1/27/2013 5:06:00 PM
o-Xylene	2.0	0.66		ug/m3	1	1/25/2013 10:33:00 PM
Propylene	< 0.26	0.26		ug/m3	1	1/25/2013 10:33:00 PM
Styrene	1.3	0.65		ug/m3	1	1/25/2013 10:33:00 PM
Tetrachloroethylene	< 1.0	1.0		ug/m3	1	1/25/2013 10:33:00 PM
Tetrahydrofuran	4.6	0.45	J	ug/m3	1	1/25/2013 10:33:00 PM
Toluene	6.8	0.57		ug/m3	1	1/25/2013 10:33:00 PM
trans-1,2-Dichloroethene	1.8	0.60		ug/m3	1	1/25/2013 10:33:00 PM
trans-1,3-Dichloropropene	< 0.69	0.69		ug/m3	1	1/25/2013 10:33:00 PM
Trichloroethene	1.7	0.22		ug/m3	1	1/25/2013 10:33:00 PM
Vinyl acetate	< 0.54	0.54		ug/m3	1	1/25/2013 10:33:00 PM
Vinyl Bromide	< 0.67	0.67		ug/m3	1	1/25/2013 10:33:00 PM
Vinyl chloride	< 0.10	0.10		ug/m3	1	1/25/2013 10:33:00 PM

Qualifiers:

**	Reporting Limit	.	Results reported are not blank corrected
B	Analyte detected in the associated Method Blank	E	Value above quantitation range
H	Holding times for preparation or analysis exceeded	J	Analyte detected at or below quantitation limits
JN	Non-routine analyte. Quantitation estimated.	ND	Not Detected at the Reporting Limit
S	Spike Recovery outside accepted recovery limits		

Centek Laboratories, LLC

Date: *05-Feb-13*

CLIENT:	Arcadis	**Client Sample ID:**	SS-VMP-7A
Lab Order:	C1301057	**Tag Number:**	325 299
Project:	LMC Corp NJ001050.0001	**Collection Date:**	1/23/2013
Lab ID:	C1301057-012A	**Matrix:**	AIR

Analyses	Result	**Limit	Qual	Units	DF	Date Analyzed
1UG/M3 BY METHOD TO15		**TO-15**				Analyst: **RJP**
1,1,1-Trichloroethane	25 D	8.3		ug/m3	10	1/28/2013 5:26:00 AM
1,1,2,2-Tetrachloroethane	< 1.0	1.0		ug/m3	1	1/27/2013 10:02:00 PM
1,1,2-Trichloroethane	< 0.83	0.83		ug/m3	1	1/27/2013 10:02:00 PM
1,1-Dichloroethane	0.91	0.62		ug/m3	1	1/27/2013 10:02:00 PM
1,1-Dichloroethene	0.89	0.60		ug/m3	1	1/27/2013 10:02:00 PM
1,2,4-Trichlorobenzene	< 1.1	1.1		ug/m3	1	1/27/2013 10:02:00 PM
1,2,4-Trimethylbenzene	2.2	0.75		ug/m3	1	1/27/2013 10:02:00 PM
1,2-Dibromoethane	< 1.2	1.2		ug/m3	1	1/27/2013 10:02:00 PM
1,2-Dichlorobenzene	< 0.92	0.92		ug/m3	1	1/27/2013 10:02:00 PM
1,2-Dichloroethane	< 0.62	0.62		ug/m3	1	1/27/2013 10:02:00 PM
1,2-Dichloropropane	< 0.70	0.70		ug/m3	1	1/27/2013 10:02:00 PM
1,3,5-Trimethylbenzene	0.90	0.75		ug/m3	1	1/27/2013 10:02:00 PM
1,3-butadiene	< 0.34	0.34		ug/m3	1	1/27/2013 10:02:00 PM
1,3-Dichlorobenzene	< 0.92	0.92		ug/m3	1	1/27/2013 10:02:00 PM
1,4-Dichlorobenzene	< 0.92	0.92		ug/m3	1	1/27/2013 10:02:00 PM
1,4-Dioxane	< 1.1	1.1	J	ug/m3	1	1/27/2013 10:02:00 PM
2,2,4-trimethylpentane	1.4	0.71		ug/m3	1	1/27/2013 10:02:00 PM
4-ethyltoluene	0.75	0.75		ug/m3	1	1/27/2013 10:02:00 PM
Acetone	26 D	7.2		ug/m3	10	1/28/2013 5:26:00 AM
Allyl chloride	< 0.48	0.48		ug/m3	1	1/27/2013 10:02:00 PM
Benzene	7.5 D	4.9		ug/m3	10	1/28/2013 5:26:00 AM
Benzyl chloride	< 0.88	0.88		ug/m3	1	1/27/2013 10:02:00 PM
Bromodichloromethane	< 1.0	1.0		ug/m3	1	1/27/2013 10:02:00 PM
Bromoform	< 1.6	1.6		ug/m3	1	1/27/2013 10:02:00 PM
Bromomethane	< 0.59	0.59		ug/m3	1	1/27/2013 10:02:00 PM
Carbon disulfide	2.0	0.47		ug/m3	1	1/27/2013 10:02:00 PM
Carbon tetrachloride	0.70	0.96	J	ug/m3	1	1/27/2013 10:02:00 PM
Chlorobenzene	< 0.70	0.70		ug/m3	1	1/27/2013 10:02:00 PM
Chloroethane	< 0.40	0.40		ug/m3	1	1/27/2013 10:02:00 PM
Chloroform	1.1	0.74		ug/m3	1	1/27/2013 10:02:00 PM
Chloromethane	0.76	0.31		ug/m3	1	1/27/2013 10:02:00 PM
cis-1,2-Dichloroethene	< 0.60	0.60		ug/m3	1	1/27/2013 10:02:00 PM
cis-1,3-Dichloropropene	< 0.69	0.69		ug/m3	1	1/27/2013 10:02:00 PM
Cyclohexane	< 0.52	0.52		ug/m3	1	1/27/2013 10:02:00 PM
Dibromochloromethane	< 1.3	1.3		ug/m3	1	1/27/2013 10:02:00 PM
Ethyl acetate	6.2 D	9.2	J	ug/m3	10	1/28/2013 5:26:00 AM
Ethylbenzene	6.6	0.66		ug/m3	1	1/27/2013 10:02:00 PM
Freon 11	5.5	0.86		ug/m3	1	1/27/2013 10:02:00 PM
Freon 113	11	1.2		ug/m3	1	1/27/2013 10:02:00 PM
Freon 114	< 1.1	1.1		ug/m3	1	1/27/2013 10:02:00 PM

Qualifiers:

**	Reporting Limit	.	Results reported are not blank corrected
B	Analyte detected in the associated Method Blank	E	Value above quantitation range
H	Holding times for preparation or analysis exceeded	J	Analyte detected at or below quantitation limits
JN	Non-routine analyte. Quantitation estimated.	ND	Not Detected at the Reporting Limit
S	Spike Recovery outside accepted recovery limits		

Centek Laboratories, LLC

Date: *05-Feb-13*

CLIENT:	Arcadis	**Client Sample ID:**	SS-VMP-7A
Lab Order:	C1301057	**Tag Number:**	325 299
Project:	LMC Corp NJ001050.0001	**Collection Date:**	1/23/2013
Lab ID:	C1301057-012A	**Matrix:**	AIR

Analyses	Result	**Limit	Qual	Units	DF	Date Analyzed
1UG/M3 BY METHOD TO15		**TO-15**				Analyst: RJP
Freon 12	3.1	0.75		ug/m3	1	1/27/2013 10:02:00 PM
Heptane	5.9	0.62		ug/m3	1	1/27/2013 10:02:00 PM
Hexachloro-1,3-butadiene	< 1.6	1.6		ug/m3	1	1/27/2013 10:02:00 PM
Hexane	3.3	0.54	J	ug/m3	1	1/27/2013 10:02:00 PM
Isopropyl alcohol	1100 D	100	J	ug/m3	270	1/28/2013 9:50:00 PM
m&p-Xylene	9.7 D	13	J	ug/m3	10	1/28/2013 5:26:00 AM
Methyl Butyl Ketone	< 1.2	1.2		ug/m3	1	1/27/2013 10:02:00 PM
Methyl Ethyl Ketone	1.9	0.90	J	ug/m3	1	1/27/2013 10:02:00 PM
Methyl Isobutyl Ketone	1.8	1.2		ug/m3	1	1/27/2013 10:02:00 PM
Methyl tert-butyl ether	< 0.55	0.55		ug/m3	1	1/27/2013 10:02:00 PM
Methylene chloride	860 D	140		ug/m3	270	1/28/2013 9:50:00 PM
o-Xylene	4.1	0.66		ug/m3	1	1/27/2013 10:02:00 PM
Propylene	< 0.26	0.26		ug/m3	1	1/27/2013 10:02:00 PM
Styrene	0.95	0.65		ug/m3	1	1/27/2013 10:02:00 PM
Tetrachloroethylene	2.3	1.0		ug/m3	1	1/27/2013 10:02:00 PM
Tetrahydrofuran	1.1	0.45		ug/m3	1	1/27/2013 10:02:00 PM
Toluene	48 D	5.7		ug/m3	10	1/28/2013 5:26:00 AM
trans-1,2-Dichloroethene	1.8	0.60	J	ug/m3	1	1/27/2013 10:02:00 PM
trans-1,3-Dichloropropene	< 0.69	0.69		ug/m3	1	1/27/2013 10:02:00 PM
Trichloroethene	26 D	8.2		ug/m3	10	1/28/2013 5:26:00 AM
Vinyl acetate	< 0.54	0.54		ug/m3	1	1/27/2013 10:02:00 PM
Vinyl Bromide	< 0.67	0.67		ug/m3	1	1/27/2013 10:02:00 PM
Vinyl chloride	< 0.39	0.39		ug/m3	1	1/27/2013 10:02:00 PM

Qualifiers:

**	Reporting Limit	.	Results reported are not blank corrected
B	Analyte detected in the associated Method Blank	E	Value above quantitation range
H	Holding times for preparation or analysis exceeded	J	Analyte detected at or below quantitation limits
JN	Non-routine analyte. Quantitation estimated.	ND	Not Detected at the Reporting Limit
S	Spike Recovery outside accepted recovery limits		

Centek Laboratories, LLC

Date: *05-Feb-13*

CLIENT:	Arcadis	**Client Sample ID:**	SS-VMP-3B
Lab Order:	C1301057	**Tag Number:**	571 145
Project:	LMC Corp NJ001050.0001	**Collection Date:**	1/24/2013
Lab ID:	C1301057-013A	**Matrix:**	AIR

Analyses	Result	**Limit	Qual	Units	DF	Date Analyzed
1UG/M3 BY METHOD TO15		TO-15				Analyst: RJP
1,1,1-Trichloroethane	< 0.83	0.83		ug/m3	1	1/27/2013 10:35:00 PM
1,1,2,2-Tetrachloroethane	< 1.0	1.0		ug/m3	1	1/27/2013 10:35:00 PM
1,1,2-Trichloroethane	< 0.83	0.83		ug/m3	1	1/27/2013 10:35:00 PM
1,1-Dichloroethane	< 0.62	0.62		ug/m3	1	1/27/2013 10:35:00 PM
1,1-Dichloroethene	< 0.60	0.60		ug/m3	1	1/27/2013 10:35:00 PM
1,2,4-Trichlorobenzene	< 1.1	1.1		ug/m3	1	1/27/2013 10:35:00 PM
1,2,4-Trimethylbenzene	1.8	0.75		ug/m3	1	1/27/2013 10:35:00 PM
1,2-Dibromoethane	< 1.2	1.2		ug/m3	1	1/27/2013 10:35:00 PM
1,2-Dichlorobenzene	< 0.92	0.92		ug/m3	1	1/27/2013 10:35:00 PM
1,2-Dichloroethane	< 0.62	0.62		ug/m3	1	1/27/2013 10:35:00 PM
1,2-Dichloropropane	< 0.70	0.70		ug/m3	1	1/27/2013 10:35:00 PM
1,3,5-Trimethylbenzene	0.65	0.75	J	ug/m3	1	1/27/2013 10:35:00 PM
1,3-butadiene	< 0.34	0.34		ug/m3	1	1/27/2013 10:35:00 PM
1,3-Dichlorobenzene	< 0.92	0.92		ug/m3	1	1/27/2013 10:35:00 PM
1,4-Dichlorobenzene	< 0.92	0.92		ug/m3	1	1/27/2013 10:35:00 PM
1,4-Dioxane	< 1.1	1.1	J	ug/m3	1	1/27/2013 10:35:00 PM
2,2,4-trimethylpentane	< 0.71	0.71		ug/m3	1	1/27/2013 10:35:00 PM
4-ethyltoluene	< 0.75	0.75		ug/m3	1	1/27/2013 10:35:00 PM
Acetone	17 D	7.2		ug/m3	10	1/28/2013 6:00:00 AM
Allyl chloride	< 0.48	0.48		ug/m3	1	1/27/2013 10:35:00 PM
Benzene	1.7	0.49		ug/m3	1	1/27/2013 10:35:00 PM
Benzyl chloride	< 0.88	0.88		ug/m3	1	1/27/2013 10:35:00 PM
Bromodichloromethane	< 1.0	1.0		ug/m3	1	1/27/2013 10:35:00 PM
Bromoform	< 1.6	1.6		ug/m3	1	1/27/2013 10:35:00 PM
Bromomethane	< 0.59	0.59		ug/m3	1	1/27/2013 10:35:00 PM
Carbon disulfide	< 0.47	0.47		ug/m3	1	1/27/2013 10:35:00 PM
Carbon tetrachloride	0.77	0.96	J	ug/m3	1	1/27/2013 10:35:00 PM
Chlorobenzene	< 0.70	0.70		ug/m3	1	1/27/2013 10:35:00 PM
Chloroethane	< 0.40	0.40		ug/m3	1	1/27/2013 10:35:00 PM
Chloroform	< 0.74	0.74		ug/m3	1	1/27/2013 10:35:00 PM
Chloromethane	1.3	0.31		ug/m3	1	1/27/2013 10:35:00 PM
cis-1,2-Dichloroethene	< 0.60	0.60		ug/m3	1	1/27/2013 10:35:00 PM
cis-1,3-Dichloropropene	< 0.69	0.69		ug/m3	1	1/27/2013 10:35:00 PM
Cyclohexane	< 0.52	0.52		ug/m3	1	1/27/2013 10:35:00 PM
Dibromochloromethane	< 1.3	1.3		ug/m3	1	1/27/2013 10:35:00 PM
Ethyl acetate	0.40	0.92	J	ug/m3	1	1/27/2013 10:35:00 PM
Ethylbenzene	0.88	0.66		ug/m3	1	1/27/2013 10:35:00 PM
Freon 11	9.1	0.86		ug/m3	1	1/27/2013 10:35:00 PM
Freon 113	1.1	1.2	J	ug/m3	1	1/27/2013 10:35:00 PM
Freon 114	< 1.1	1.1		ug/m3	1	1/27/2013 10:35:00 PM

Qualifiers:

- ** Reporting Limit
- B Analyte detected in the associated Method Blank
- H Holding times for preparation or analysis exceeded
- JN Non-routine analyte. Quantitation estimated.
- S Spike Recovery outside accepted recovery limits
- . Results reported are not blank corrected
- E Value above quantitation range
- J Analyte detected at or below quantitation limits
- ND Not Detected at the Reporting Limit

Centek Laboratories, LLC

Date: *05-Feb-13*

CLIENT:	Arcadis	**Client Sample ID:**	SS-VMP-3B
Lab Order:	C1301057	**Tag Number:**	571 145
Project:	LMC Corp NJ001050.0001	**Collection Date:**	1/24/2013
Lab ID:	C1301057-013A	**Matrix:**	AIR

Analyses	Result	**Limit	Qual	Units	DF	Date Analyzed
1UG/M3 BY METHOD TO15		TO-15				Analyst: RJP
Freon 12	2.8	0.75		ug/m3	1	1/27/2013 10:35:00 PM
Heptane	1.0	0.62		ug/m3	1	1/27/2013 10:35:00 PM
Hexachloro-1,3-butadiene	< 1.6	1.6		ug/m3	1	1/27/2013 10:35:00 PM
Hexane	0.57	0.54	J	ug/m3	1	1/27/2013 10:35:00 PM
Isopropyl alcohol	250 D	35	J	ug/m3	90	1/28/2013 10:23:00 PM
m&p-Xylene	2.3	1.3		ug/m3	1	1/27/2013 10:35:00 PM
Methyl Butyl Ketone	< 1.2	1.2		ug/m3	1	1/27/2013 10:35:00 PM
Methyl Ethyl Ketone	1.0	0.90	J	ug/m3	1	1/27/2013 10:35:00 PM
Methyl Isobutyl Ketone	< 1.2	1.2		ug/m3	1	1/27/2013 10:35:00 PM
Methyl tert-butyl ether	< 0.55	0.55		ug/m3	1	1/27/2013 10:35:00 PM
Methylene chloride	190 D	49		ug/m3	90	1/28/2013 10:23:00 PM
o-Xylene	0.75	0.66		ug/m3	1	1/27/2013 10:35:00 PM
Propylene	< 0.26	0.26		ug/m3	1	1/27/2013 10:35:00 PM
Styrene	1.4	0.65		ug/m3	1	1/27/2013 10:35:00 PM
Tetrachloroethylene	< 1.0	1.0		ug/m3	1	1/27/2013 10:35:00 PM
Tetrahydrofuran	0.87	0.45		ug/m3	1	1/27/2013 10:35:00 PM
Toluene	2.3	0.57		ug/m3	1	1/27/2013 10:35:00 PM
trans-1,2-Dichloroethene	2.9	0.60	J	ug/m3	1	1/27/2013 10:35:00 PM
trans-1,3-Dichloropropene	< 0.69	0.69		ug/m3	1	1/27/2013 10:35:00 PM
Trichloroethene	< 0.82	0.82		ug/m3	1	1/27/2013 10:35:00 PM
Vinyl acetate	< 0.54	0.54		ug/m3	1	1/27/2013 10:35:00 PM
Vinyl Bromide	< 0.67	0.67		ug/m3	1	1/27/2013 10:35:00 PM
Vinyl chloride	< 0.39	0.39		ug/m3	1	1/27/2013 10:35:00 PM

Qualifiers:

**	Reporting Limit	.	Results reported are not blank corrected
B	Analyte detected in the associated Method Blank	E	Value above quantitation range
H	Holding times for preparation or analysis exceeded	J	Analyte detected at or below quantitation limits
JN	Non-routine analyte. Quantitation estimated.	ND	Not Detected at the Reporting Limit
S	Spike Recovery outside accepted recovery limits		

Centek Laboratories, LLC

Date: *05-Feb-13*

CLIENT:	Arcadis	**Client Sample ID:**	IA-VMP-3B
Lab Order:	C1301057	**Tag Number:**	327 300
Project:	LMC Corp NJ001050.0001	**Collection Date:**	1/24/2013
Lab ID:	C1301057-014A	**Matrix:**	AIR

Analyses	Result	**Limit	Qual	Units	DF	Date Analyzed
1UG/M3 W/ 0.25UG/M3 CT-TCE-VC		**TO-15**				Analyst: **RJP**
1,1,1-Trichloroethane	< 0.83	0.83		ug/m3	1	1/25/2013 11:07:00 PM
1,1,2,2-Tetrachloroethane	< 1.0	1.0		ug/m3	1	1/25/2013 11:07:00 PM
1,1,2-Trichloroethane	< 0.83	0.83		ug/m3	1	1/25/2013 11:07:00 PM
1,1-Dichloroethane	< 0.62	0.62		ug/m3	1	1/25/2013 11:07:00 PM
1,1-Dichloroethene	< 0.60	0.60		ug/m3	1	1/25/2013 11:07:00 PM
1,2,4-Trichlorobenzene	~~< 1.1~~	~~1.1~~	R	ug/m3	1	1/25/2013 11:07:00 PM
1,2,4-Trimethylbenzene	3.3	0.75		ug/m3	1	1/25/2013 11:07:00 PM
1,2-Dibromoethane	< 1.2	1.2		ug/m3	1	1/25/2013 11:07:00 PM
1,2-Dichlorobenzene	< 0.92	0.92		ug/m3	1	1/25/2013 11:07:00 PM
1,2-Dichloroethane	< 0.62	0.62		ug/m3	1	1/25/2013 11:07:00 PM
1,2-Dichloropropane	< 0.70	0.70		ug/m3	1	1/25/2013 11:07:00 PM
1,3,5-Trimethylbenzene	0.70	0.75	J	ug/m3	1	1/25/2013 11:07:00 PM
1,3-butadiene	< 0.34	0.34	J	ug/m3	1	1/25/2013 11:07:00 PM
1,3-Dichlorobenzene	< 0.92	0.92		ug/m3	1	1/25/2013 11:07:00 PM
1,4-Dichlorobenzene	< 0.92	0.92		ug/m3	1	1/25/2013 11:07:00 PM
1,4-Dioxane	~~< 1.1~~	~~1.1~~	R	ug/m3	1	1/25/2013 11:07:00 PM
2,2,4-trimethylpentane	< 0.71	0.71		ug/m3	1	1/25/2013 11:07:00 PM
4-ethyltoluene	< 0.75	0.75	J	ug/m3	1	1/25/2013 11:07:00 PM
Acetone	9.5	0.72		ug/m3	1	1/25/2013 11:07:00 PM
Allyl chloride	< 0.48	0.48		ug/m3	1	1/25/2013 11:07:00 PM
Benzene	1.8	0.49		ug/m3	1	1/25/2013 11:07:00 PM
Benzyl chloride	< 0.88	0.88		ug/m3	1	1/25/2013 11:07:00 PM
Bromodichloromethane	< 1.0	1.0		ug/m3	1	1/25/2013 11:07:00 PM
Bromoform	< 1.6	1.6		ug/m3	1	1/25/2013 11:07:00 PM
Bromomethane	< 0.59	0.59		ug/m3	1	1/25/2013 11:07:00 PM
Carbon disulfide	< 0.47	0.47		ug/m3	1	1/25/2013 11:07:00 PM
Carbon tetrachloride	0.77	0.26	J	ug/m3	1	1/25/2013 11:07:00 PM
Chlorobenzene	< 0.70	0.70		ug/m3	1	1/25/2013 11:07:00 PM
Chloroethane	< 0.40	0.40		ug/m3	1	1/25/2013 11:07:00 PM
Chloroform	< 0.74	0.74		ug/m3	1	1/25/2013 11:07:00 PM
Chloromethane	1.4	0.31	J	ug/m3	1	1/25/2013 11:07:00 PM
cis-1,2-Dichloroethene	< 0.60	0.60		ug/m3	1	1/25/2013 11:07:00 PM
cis-1,3-Dichloropropene	< 0.69	0.69		ug/m3	1	1/25/2013 11:07:00 PM
Cyclohexane	< 0.52	0.52		ug/m3	1	1/25/2013 11:07:00 PM
Dibromochloromethane	< 1.3	1.3		ug/m3	1	1/25/2013 11:07:00 PM
Ethyl acetate	0.37	0.92	J	ug/m3	1	1/25/2013 11:07:00 PM
Ethylbenzene	0.53	0.66	J	ug/m3	1	1/25/2013 11:07:00 PM
Freon 11	10	0.86		ug/m3	1	1/25/2013 11:07:00 PM
Freon 113	0.86	1.2	J	ug/m3	1	1/25/2013 11:07:00 PM
Freon 114	< 1.1	1.1		ug/m3	1	1/25/2013 11:07:00 PM

Qualifiers:

**	Reporting Limit	.	Results reported are not blank corrected
B	Analyte detected in the associated Method Blank	E	Value above quantitation range
H	Holding times for preparation or analysis exceeded	J	Analyte detected at or below quantitation limits
JN	Non-routine analyte. Quantitation estimated.	ND	Not Detected at the Reporting Limit
S	Spike Recovery outside accepted recovery limits		

Centek Laboratories, LLC

Date: *05-Feb-13*

CLIENT:	Arcadis	**Client Sample ID:**	IA-VMP-3B
Lab Order:	C1301057	**Tag Number:**	327 300
Project:	LMC Corp NJ001050.0001	**Collection Date:**	1/24/2013
Lab ID:	C1301057-014A	**Matrix:**	AIR

Analyses	Result	**Limit	Qual	Units	DF	Date Analyzed
1UG/M3 W/ 0.25UG/M3 CT-TCE-VC		**TO-15**				Analyst: RJP
Freon 12	3.2	0.75		ug/m3	1	1/25/2013 11:07:00 PM
Heptane	1.2	0.62		ug/m3	1	1/25/2013 11:07:00 PM
Hexachloro-1,3-butadiene	~~< 1.6~~	~~1.6~~	R	ug/m3	1	1/25/2013 11:07:00 PM
Hexane	0.50	0.54	J	ug/m3	1	1/25/2013 11:07:00 PM
Isopropyl alcohol	340 D	35	J	ug/m3	90	1/26/2013 10:56:00 PM
m&p-Xylene	1.6	1.3		ug/m3	1	1/25/2013 11:07:00 PM
Methyl Butyl Ketone	~~< 1.2~~	~~1.2~~	R	ug/m3	1	1/25/2013 11:07:00 PM
Methyl Ethyl Ketone	0.60	0.90	J	ug/m3	1	1/25/2013 11:07:00 PM
Methyl Isobutyl Ketone	~~< 1.2~~	~~1.2~~	R	ug/m3	1	1/25/2013 11:07:00 PM
Methyl tert-butyl ether	< 0.55	0.55		ug/m3	1	1/25/2013 11:07:00 PM
Methylene chloride	180 D	49		ug/m3	90	1/26/2013 10:56:00 PM
o-Xylene	0.79	0.66		ug/m3	1	1/25/2013 11:07:00 PM
Propylene	< 0.26	0.26		ug/m3	1	1/25/2013 11:07:00 PM
Styrene	1.4	0.65		ug/m3	1	1/25/2013 11:07:00 PM
Tetrachloroethylene	< 1.0	1.0		ug/m3	1	1/25/2013 11:07:00 PM
Tetrahydrofuran	3.1	0.45	J	ug/m3	1	1/25/2013 11:07:00 PM
Toluene	3.1	0.57		ug/m3	1	1/25/2013 11:07:00 PM
trans-1,2-Dichloroethene	6.5	0.60		ug/m3	1	1/25/2013 11:07:00 PM
trans-1,3-Dichloropropene	< 0.69	0.69		ug/m3	1	1/25/2013 11:07:00 PM
Trichloroethene	0.27	0.22		ug/m3	1	1/25/2013 11:07:00 PM
Vinyl acetate	< 0.54	0.54		ug/m3	1	1/25/2013 11:07:00 PM
Vinyl Bromide	< 0.67	0.67		ug/m3	1	1/25/2013 11:07:00 PM
Vinyl chloride	< 0.10	0.10		ug/m3	1	1/25/2013 11:07:00 PM

Qualifiers:

**	Reporting Limit	.	Results reported are not blank corrected
B	Analyte detected in the associated Method Blank	E	Value above quantitation range
H	Holding times for preparation or analysis exceeded	J	Analyte detected at or below quantitation limits
JN	Non-routine analyte. Quantitation estimated.	ND	Not Detected at the Reporting Limit
S	Spike Recovery outside accepted recovery limits		

Centek Laboratories, LLC

Date: *05-Feb-13*

CLIENT:	Arcadis	**Client Sample ID:**	IA-VMP-DUP
Lab Order:	C1301057	**Tag Number:**	142 304
Project:	LMC Corp NJ001050.0001	**Collection Date:**	1/24/2013
Lab ID:	C1301057-015A	**Matrix:**	AIR

Analyses	Result	**Limit	Qual	Units	DF	Date Analyzed
1UG/M3 W/ 0.25UG/M3 CT-TCE-VC		TO-15				Analyst: RJP
1,1,1-Trichloroethane	< 0.83	0.83		ug/m3	1	1/25/2013 11:40:00 PM
1,1,2,2-Tetrachloroethane	< 1.0	1.0		ug/m3	1	1/25/2013 11:40:00 PM
1,1,2-Trichloroethane	< 0.83	0.83		ug/m3	1	1/25/2013 11:40:00 PM
1,1-Dichloroethane	< 0.62	0.62		ug/m3	1	1/25/2013 11:40:00 PM
1,1-Dichloroethene	< 0.60	0.60		ug/m3	1	1/25/2013 11:40:00 PM
1,2,4-Trichlorobenzene	~~< 1.1~~	~~1.1~~	R	ug/m3	1	1/25/2013 11:40:00 PM
1,2,4-Trimethylbenzene	2.6	0.75		ug/m3	1	1/25/2013 11:40:00 PM
1,2-Dibromoethane	< 1.2	1.2		ug/m3	1	1/25/2013 11:40:00 PM
1,2-Dichlorobenzene	< 0.92	0.92		ug/m3	1	1/25/2013 11:40:00 PM
1,2-Dichloroethane	< 0.62	0.62		ug/m3	1	1/25/2013 11:40:00 PM
1,2-Dichloropropane	< 0.70	0.70		ug/m3	1	1/25/2013 11:40:00 PM
1,3,5-Trimethylbenzene	0.50	0.75	J	ug/m3	1	1/25/2013 11:40:00 PM
1,3-butadiene	< 0.34	0.34	J	ug/m3	1	1/25/2013 11:40:00 PM
1,3-Dichlorobenzene	< 0.92	0.92		ug/m3	1	1/25/2013 11:40:00 PM
1,4-Dichlorobenzene	< 0.92	0.92		ug/m3	1	1/25/2013 11:40:00 PM
1,4-Dioxane	~~< 1.1~~	~~1.1~~	R	ug/m3	1	1/25/2013 11:40:00 PM
2,2,4-trimethylpentane	< 0.71	0.71		ug/m3	1	1/25/2013 11:40:00 PM
4-ethyltoluene	< 0.75	0.75	J	ug/m3	1	1/25/2013 11:40:00 PM
Acetone	14 D	7.2	J	ug/m3	10	1/27/2013 12:05:00 AM
Allyl chloride	< 0.48	0.48		ug/m3	1	1/25/2013 11:40:00 PM
Benzene	1.8	0.49		ug/m3	1	1/25/2013 11:40:00 PM
Benzyl chloride	< 0.88	0.88		ug/m3	1	1/25/2013 11:40:00 PM
Bromodichloromethane	< 1.0	1.0		ug/m3	1	1/25/2013 11:40:00 PM
Bromoform	< 1.6	1.6		ug/m3	1	1/25/2013 11:40:00 PM
Bromomethane	< 0.59	0.59		ug/m3	1	1/25/2013 11:40:00 PM
Carbon disulfide	< 0.47	0.47		ug/m3	1	1/25/2013 11:40:00 PM
Carbon tetrachloride	0.77	0.26	J	ug/m3	1	1/25/2013 11:40:00 PM
Chlorobenzene	< 0.70	0.70		ug/m3	1	1/25/2013 11:40:00 PM
Chloroethane	< 0.40	0.40		ug/m3	1	1/25/2013 11:40:00 PM
Chloroform	< 0.74	0.74		ug/m3	1	1/25/2013 11:40:00 PM
Chloromethane	1.3	0.31	J	ug/m3	1	1/25/2013 11:40:00 PM
cis-1,2-Dichloroethene	< 0.60	0.60		ug/m3	1	1/25/2013 11:40:00 PM
cis-1,3-Dichloropropene	< 0.69	0.69		ug/m3	1	1/25/2013 11:40:00 PM
Cyclohexane	< 0.52	0.52		ug/m3	1	1/25/2013 11:40:00 PM
Dibromochloromethane	< 1.3	1.3		ug/m3	1	1/25/2013 11:40:00 PM
Ethyl acetate	0.40	0.92	J	ug/m3	1	1/25/2013 11:40:00 PM
Ethylbenzene	0.53	0.66	J	ug/m3	1	1/25/2013 11:40:00 PM
Freon 11	11	0.86		ug/m3	1	1/25/2013 11:40:00 PM
Freon 113	0.86	1.2	J	ug/m3	1	1/25/2013 11:40:00 PM
Freon 114	< 1.1	1.1		ug/m3	1	1/25/2013 11:40:00 PM

Qualifiers:

- ** Reporting Limit
- B Analyte detected in the associated Method Blank
- H Holding times for preparation or analysis exceeded
- JN Non-routine analyte. Quantitation estimated.
- S Spike Recovery outside accepted recovery limits
- . Results reported are not blank corrected
- E Value above quantitation range
- J Analyte detected at or below quantitation limits
- ND Not Detected at the Reporting Limit

Centek Laboratories, LLC

Date: *05-Feb-13*

CLIENT:	Arcadis	**Client Sample ID:**	IA-VMP-DUP
Lab Order:	C1301057	**Tag Number:**	142 304
Project:	LMC Corp NJ001050.0001	**Collection Date:**	1/24/2013
Lab ID:	C1301057-015A	**Matrix:**	AIR

Analyses	Result	**Limit	Qual	Units	DF	Date Analyzed
1UG/M3 W/ 0.25UG/M3 CT-TCE-VC		**TO-15**				Analyst: **RJP**
Freon 12	3.3	0.75		ug/m3	1	1/25/2013 11:40:00 PM
Heptane	1.2	0.62		ug/m3	1	1/25/2013 11:40:00 PM
Hexachloro-1,3-butadiene	~~< 1.6~~	~~1.6~~	R	ug/m3	1	1/25/2013 11:40:00 PM
Hexane	0.64	0.54	J	ug/m3	1	1/25/2013 11:40:00 PM
Isopropyl alcohol	340 D	35		ug/m3	90	1/27/2013 5:39:00 PM
m&p-Xylene	1.2	1.3	J	ug/m3	1	1/25/2013 11:40:00 PM
Methyl Butyl Ketone	~~< 1.2~~	~~1.2~~	R	ug/m3	1	1/25/2013 11:40:00 PM
Methyl Ethyl Ketone	0.69	0.90	J	ug/m3	1	1/25/2013 11:40:00 PM
Methyl Isobutyl Ketone	~~< 1.2~~	~~1.2~~	R	ug/m3	1	1/25/2013 11:40:00 PM
Methyl tert-butyl ether	< 0.55	0.55		ug/m3	1	1/25/2013 11:40:00 PM
Methylene chloride	210 D	49		ug/m3	90	1/27/2013 5:39:00 PM
o-Xylene	0.57	0.66	J	ug/m3	1	1/25/2013 11:40:00 PM
Propylene	< 0.26	0.26		ug/m3	1	1/25/2013 11:40:00 PM
Styrene	1.3	0.65		ug/m3	1	1/25/2013 11:40:00 PM
Tetrachloroethylene	< 1.0	1.0		ug/m3	1	1/25/2013 11:40:00 PM
Tetrahydrofuran	3.4	0.45	J	ug/m3	1	1/25/2013 11:40:00 PM
Toluene	2.9	0.57		ug/m3	1	1/25/2013 11:40:00 PM
trans-1,2-Dichloroethene	7.2	0.60		ug/m3	1	1/25/2013 11:40:00 PM
trans-1,3-Dichloropropene	< 0.69	0.69		ug/m3	1	1/25/2013 11:40:00 PM
Trichloroethene	0.27	0.22		ug/m3	1	1/25/2013 11:40:00 PM
Vinyl acetate	< 0.54	0.54		ug/m3	1	1/25/2013 11:40:00 PM
Vinyl Bromide	< 0.67	0.67		ug/m3	1	1/25/2013 11:40:00 PM
Vinyl chloride	< 0.10	0.10		ug/m3	1	1/25/2013 11:40:00 PM

Qualifiers:

**	Reporting Limit	.	Results reported are not blank corrected
B	Analyte detected in the associated Method Blank	E	Value above quantitation range
H	Holding times for preparation or analysis exceeded	J	Analyte detected at or below quantitation limits
JN	Non-routine analyte. Quantitation estimated.	ND	Not Detected at the Reporting Limit
S	Spike Recovery outside accepted recovery limits		

Centek Laboratories, LLC

Date: *05-Feb-13*

CLIENT:	Arcadis	**Client Sample ID:**	SS-VMP-3D
Lab Order:	C1301057	**Tag Number:**	494 393
Project:	LMC Corp NJ001050.0001	**Collection Date:**	1/24/2013
Lab ID:	C1301057-016A	**Matrix:**	AIR

Analyses	Result	**Limit	Qual	Units	DF	Date Analyzed
1UG/M3 BY METHOD TO15		TO-15				Analyst: RJP
1,1,1-Trichloroethane	< 0.83	0.83		ug/m3	1	1/27/2013 11:08:00 PM
1,1,2,2-Tetrachloroethane	< 1.0	1.0		ug/m3	1	1/27/2013 11:08:00 PM
1,1,2-Trichloroethane	< 0.83	0.83		ug/m3	1	1/27/2013 11:08:00 PM
1,1-Dichloroethane	< 0.62	0.62		ug/m3	1	1/27/2013 11:08:00 PM
1,1-Dichloroethene	< 0.60	0.60		ug/m3	1	1/27/2013 11:08:00 PM
1,2,4-Trichlorobenzene	< 1.1	1.1		ug/m3	1	1/27/2013 11:08:00 PM
1,2,4-Trimethylbenzene	0.80	0.75		ug/m3	1	1/27/2013 11:08:00 PM
1,2-Dibromoethane	< 1.2	1.2		ug/m3	1	1/27/2013 11:08:00 PM
1,2-Dichlorobenzene	< 0.92	0.92		ug/m3	1	1/27/2013 11:08:00 PM
1,2-Dichloroethane	< 0.62	0.62		ug/m3	1	1/27/2013 11:08:00 PM
1,2-Dichloropropane	< 0.70	0.70		ug/m3	1	1/27/2013 11:08:00 PM
1,3,5-Trimethylbenzene	< 0.75	0.75		ug/m3	1	1/27/2013 11:08:00 PM
1,3-butadiene	< 0.34	0.34		ug/m3	1	1/27/2013 11:08:00 PM
1,3-Dichlorobenzene	< 0.92	0.92		ug/m3	1	1/27/2013 11:08:00 PM
1,4-Dichlorobenzene	< 0.92	0.92		ug/m3	1	1/27/2013 11:08:00 PM
1,4-Dioxane	< 1.1	1.1	J	ug/m3	1	1/27/2013 11:08:00 PM
2,2,4-trimethylpentane	< 0.71	0.71		ug/m3	1	1/27/2013 11:08:00 PM
4-ethyltoluene	< 0.75	0.75		ug/m3	1	1/27/2013 11:08:00 PM
Acetone	15 D	7.2		ug/m3	10	1/28/2013 6:34:00 AM
Allyl chloride	< 0.48	0.48		ug/m3	1	1/27/2013 11:08:00 PM
Benzene	1.8	0.49		ug/m3	1	1/27/2013 11:08:00 PM
Benzyl chloride	< 0.88	0.88		ug/m3	1	1/27/2013 11:08:00 PM
Bromodichloromethane	< 1.0	1.0		ug/m3	1	1/27/2013 11:08:00 PM
Bromoform	< 1.6	1.6		ug/m3	1	1/27/2013 11:08:00 PM
Bromomethane	< 0.59	0.59		ug/m3	1	1/27/2013 11:08:00 PM
Carbon disulfide	< 0.47	0.47		ug/m3	1	1/27/2013 11:08:00 PM
Carbon tetrachloride	0.83	0.96	J	ug/m3	1	1/27/2013 11:08:00 PM
Chlorobenzene	< 0.70	0.70		ug/m3	1	1/27/2013 11:08:00 PM
Chloroethane	< 0.40	0.40		ug/m3	1	1/27/2013 11:08:00 PM
Chloroform	< 0.74	0.74		ug/m3	1	1/27/2013 11:08:00 PM
Chloromethane	1.3	0.31		ug/m3	1	1/27/2013 11:08:00 PM
cis-1,2-Dichloroethene	< 0.60	0.60		ug/m3	1	1/27/2013 11:08:00 PM
cis-1,3-Dichloropropene	< 0.69	0.69		ug/m3	1	1/27/2013 11:08:00 PM
Cyclohexane	< 0.52	0.52		ug/m3	1	1/27/2013 11:08:00 PM
Dibromochloromethane	< 1.3	1.3		ug/m3	1	1/27/2013 11:08:00 PM
Ethyl acetate	< 0.92	0.92		ug/m3	1	1/27/2013 11:08:00 PM
Ethylbenzene	0.62	0.66	J	ug/m3	1	1/27/2013 11:08:00 PM
Freon 11	12	0.86		ug/m3	1	1/27/2013 11:08:00 PM
Freon 113	1.1	1.2	J	ug/m3	1	1/27/2013 11:08:00 PM
Freon 114	< 1.1	1.1		ug/m3	1	1/27/2013 11:08:00 PM

Qualifiers:

**	Reporting Limit	.	Results reported are not blank corrected
B	Analyte detected in the associated Method Blank	E	Value above quantitation range
H	Holding times for preparation or analysis exceeded	J	Analyte detected at or below quantitation limits
JN	Non-routine analyte. Quantitation estimated.	ND	Not Detected at the Reporting Limit
S	Spike Recovery outside accepted recovery limits		

Centek Laboratories, LLC

Date: *05-Feb-13*

CLIENT:	Arcadis	**Client Sample ID:**	SS-VMP-3D
Lab Order:	C1301057	**Tag Number:**	494 393
Project:	LMC Corp NJ001050.0001	**Collection Date:**	1/24/2013
Lab ID:	C1301057-016A	**Matrix:**	AIR

Analyses	Result	**Limit	Qual	Units	DF	Date Analyzed
1UG/M3 BY METHOD TO15		TO-15				Analyst: RJP
Freon 12	2.8	0.75		ug/m3	1	1/27/2013 11:08:00 PM
Heptane	1.1	0.62		ug/m3	1	1/27/2013 11:08:00 PM
Hexachloro-1,3-butadiene	< 1.6	1.6		ug/m3	1	1/27/2013 11:08:00 PM
Hexane	0.39	0.54	J	ug/m3	1	1/27/2013 11:08:00 PM
Isopropyl alcohol	330 D	35	J	ug/m3	90	1/28/2013 10:56:00 PM
m&p-Xylene	1.1	1.3	J	ug/m3	1	1/27/2013 11:08:00 PM
Methyl Butyl Ketone	< 1.2	1.2		ug/m3	1	1/27/2013 11:08:00 PM
Methyl Ethyl Ketone	0.84	0.90	J	ug/m3	1	1/27/2013 11:08:00 PM
Methyl Isobutyl Ketone	< 1.2	1.2		ug/m3	1	1/27/2013 11:08:00 PM
Methyl tert-butyl ether	< 0.55	0.55		ug/m3	1	1/27/2013 11:08:00 PM
Methylene chloride	250 D	49		ug/m3	90	1/28/2013 10:56:00 PM
o-Xylene	0.49	0.66	J	ug/m3	1	1/27/2013 11:08:00 PM
Propylene	< 0.26	0.26		ug/m3	1	1/27/2013 11:08:00 PM
Styrene	1.5	0.65		ug/m3	1	1/27/2013 11:08:00 PM
Tetrachloroethylene	< 1.0	1.0		ug/m3	1	1/27/2013 11:08:00 PM
Tetrahydrofuran	0.45	0.45		ug/m3	1	1/27/2013 11:08:00 PM
Toluene	2.2	0.57		ug/m3	1	1/27/2013 11:08:00 PM
trans-1,2-Dichloroethene	1.0	0.60	J	ug/m3	1	1/27/2013 11:08:00 PM
trans-1,3-Dichloropropene	< 0.69	0.69		ug/m3	1	1/27/2013 11:08:00 PM
Trichloroethene	< 0.82	0.82		ug/m3	1	1/27/2013 11:08:00 PM
Vinyl acetate	< 0.54	0.54		ug/m3	1	1/27/2013 11:08:00 PM
Vinyl Bromide	< 0.67	0.67		ug/m3	1	1/27/2013 11:08:00 PM
Vinyl chloride	< 0.39	0.39		ug/m3	1	1/27/2013 11:08:00 PM

Qualifiers:

**	Reporting Limit	.	Results reported are not blank corrected
B	Analyte detected in the associated Method Blank	E	Value above quantitation range
H	Holding times for preparation or analysis exceeded	J	Analyte detected at or below quantitation limits
JN	Non-routine analyte. Quantitation estimated.	ND	Not Detected at the Reporting Limit
S	Spike Recovery outside accepted recovery limits		

Centek Laboratories, LLC

Date: *05-Feb-13*

CLIENT:	Arcadis	**Client Sample ID:**	IA-VMP-3D
Lab Order:	C1301057	**Tag Number:**	353 120
Project:	LMC Corp NJ001050.0001	**Collection Date:**	1/24/2013
Lab ID:	C1301057-017A	**Matrix:**	AIR

Analyses	Result	**Limit	Qual	Units	DF	Date Analyzed
1UG/M3 W/ 0.25UG/M3 CT-TCE-VC		TO-15				Analyst: RJP
1,1,1-Trichloroethane	< 0.83	0.83		ug/m3	1	1/26/2013 12:14:00 AM
1,1,2,2-Tetrachloroethane	< 1.0	1.0		ug/m3	1	1/26/2013 12:14:00 AM
1,1,2-Trichloroethane	< 0.83	0.83		ug/m3	1	1/26/2013 12:14:00 AM
1,1-Dichloroethane	< 0.62	0.62		ug/m3	1	1/26/2013 12:14:00 AM
1,1-Dichloroethene	< 0.60	0.60		ug/m3	1	1/26/2013 12:14:00 AM
1,2,4-Trichlorobenzene	~~< 1.1~~	~~1.1~~	R	ug/m3	1	1/26/2013 12:14:00 AM
1,2,4-Trimethylbenzene	0.85	0.75		ug/m3	1	1/26/2013 12:14:00 AM
1,2-Dibromoethane	< 1.2	1.2		ug/m3	1	1/26/2013 12:14:00 AM
1,2-Dichlorobenzene	< 0.92	0.92		ug/m3	1	1/26/2013 12:14:00 AM
1,2-Dichloroethane	< 0.62	0.62		ug/m3	1	1/26/2013 12:14:00 AM
1,2-Dichloropropane	< 0.70	0.70		ug/m3	1	1/26/2013 12:14:00 AM
1,3,5-Trimethylbenzene	< 0.75	0.75	J	ug/m3	1	1/26/2013 12:14:00 AM
1,3-butadiene	< 0.34	0.34	J	ug/m3	1	1/26/2013 12:14:00 AM
1,3-Dichlorobenzene	< 0.92	0.92		ug/m3	1	1/26/2013 12:14:00 AM
1,4-Dichlorobenzene	< 0.92	0.92		ug/m3	1	1/26/2013 12:14:00 AM
1,4-Dioxane	~~< 1.1~~	~~1.1~~	R	ug/m3	1	1/26/2013 12:14:00 AM
2,2,4-trimethylpentane	< 0.71	0.71	J	ug/m3	1	1/26/2013 12:14:00 AM
4-ethyltoluene	< 0.75	0.75	J	ug/m3	1	1/26/2013 12:14:00 AM
Acetone	8.5 D	7.2	J	ug/m3	10	1/27/2013 1:11:00 AM
Allyl chloride	< 0.48	0.48		ug/m3	1	1/26/2013 12:14:00 AM
Benzene	1.9	0.49		ug/m3	1	1/26/2013 12:14:00 AM
Benzyl chloride	< 0.88	0.88		ug/m3	1	1/26/2013 12:14:00 AM
Bromodichloromethane	< 1.0	1.0		ug/m3	1	1/26/2013 12:14:00 AM
Bromoform	< 1.6	1.6		ug/m3	1	1/26/2013 12:14:00 AM
Bromomethane	< 0.59	0.59		ug/m3	1	1/26/2013 12:14:00 AM
Carbon disulfide	< 0.47	0.47		ug/m3	1	1/26/2013 12:14:00 AM
Carbon tetrachloride	0.77	0.26	J	ug/m3	1	1/26/2013 12:14:00 AM
Chlorobenzene	< 0.70	0.70		ug/m3	1	1/26/2013 12:14:00 AM
Chloroethane	< 0.40	0.40		ug/m3	1	1/26/2013 12:14:00 AM
Chloroform	< 0.74	0.74		ug/m3	1	1/26/2013 12:14:00 AM
Chloromethane	1.3	0.31	J	ug/m3	1	1/26/2013 12:14:00 AM
cis-1,2-Dichloroethene	< 0.60	0.60		ug/m3	1	1/26/2013 12:14:00 AM
cis-1,3-Dichloropropene	< 0.69	0.69		ug/m3	1	1/26/2013 12:14:00 AM
Cyclohexane	< 0.52	0.52		ug/m3	1	1/26/2013 12:14:00 AM
Dibromochloromethane	< 1.3	1.3		ug/m3	1	1/26/2013 12:14:00 AM
Ethyl acetate	< 0.92	0.92	J	ug/m3	1	1/26/2013 12:14:00 AM
Ethylbenzene	0.57	0.66	J	ug/m3	1	1/26/2013 12:14:00 AM
Freon 11	12 D	8.6		ug/m3	10	1/27/2013 1:11:00 AM
Freon 113	1.4	1.2		ug/m3	1	1/26/2013 12:14:00 AM
Freon 114	< 1.1	1.1		ug/m3	1	1/26/2013 12:14:00 AM

Qualifiers:

**	Reporting Limit	.	Results reported are not blank corrected
B	Analyte detected in the associated Method Blank	E	Value above quantitation range
H	Holding times for preparation or analysis exceeded	J	Analyte detected at or below quantitation limits
JN	Non-routine analyte. Quantitation estimated.	ND	Not Detected at the Reporting Limit
S	Spike Recovery outside accepted recovery limits		

Centek Laboratories, LLC

Date: *05-Feb-13*

CLIENT:	Arcadis	**Client Sample ID:**	IA-VMP-3D
Lab Order:	C1301057	**Tag Number:**	353 120
Project:	LMC Corp NJ001050.0001	**Collection Date:**	1/24/2013
Lab ID:	C1301057-017A	**Matrix:**	AIR

Analyses	Result	**Limit	Qual	Units	DF	Date Analyzed
1UG/M3 W/ 0.25UG/M3 CT-TCE-VC		**TO-15**				Analyst: RJP
Freon 12	3.3	0.75		ug/m3	1	1/26/2013 12:14:00 AM
Heptane	1.1	0.62		ug/m3	1	1/26/2013 12:14:00 AM
Hexachloro-1,3-butadiene	~~< 1.6~~	~~1.6~~	R	ug/m3	1	1/26/2013 12:14:00 AM
Hexane	0.43	0.54	J	ug/m3	1	1/26/2013 12:14:00 AM
Isopropyl alcohol	280 D	15	J	ug/m3	40	1/27/2013 1:45:00 AM
m&p-Xylene	1.1	1.3	J	ug/m3	1	1/26/2013 12:14:00 AM
Methyl Butyl Ketone	~~< 1.2~~	~~1.2~~	R	ug/m3	1	1/26/2013 12:14:00 AM
Methyl Ethyl Ketone	0.81	0.90	J	ug/m3	1	1/26/2013 12:14:00 AM
Methyl Isobutyl Ketone	~~< 1.2~~	~~1.2~~	R	ug/m3	1	1/26/2013 12:14:00 AM
Methyl tert-butyl ether	< 0.55	0.55		ug/m3	1	1/26/2013 12:14:00 AM
Methylene chloride	260 D	21		ug/m3	40	1/27/2013 1:45:00 AM
o-Xylene	0.49	0.66	J	ug/m3	1	1/26/2013 12:14:00 AM
Propylene	< 0.26	0.26		ug/m3	1	1/26/2013 12:14:00 AM
Styrene	1.7	0.65		ug/m3	1	1/26/2013 12:14:00 AM
Tetrachloroethylene	< 1.0	1.0		ug/m3	1	1/26/2013 12:14:00 AM
Tetrahydrofuran	< 0.45	0.45	J	ug/m3	1	1/26/2013 12:14:00 AM
Toluene	3.2	0.57		ug/m3	1	1/26/2013 12:14:00 AM
trans-1,2-Dichloroethene	0.89	0.60		ug/m3	1	1/26/2013 12:14:00 AM
trans-1,3-Dichloropropene	< 0.69	0.69		ug/m3	1	1/26/2013 12:14:00 AM
Trichloroethene	0.27	0.22		ug/m3	1	1/26/2013 12:14:00 AM
Vinyl acetate	< 0.54	0.54		ug/m3	1	1/26/2013 12:14:00 AM
Vinyl Bromide	< 0.67	0.67		ug/m3	1	1/26/2013 12:14:00 AM
Vinyl chloride	< 0.10	0.10		ug/m3	1	1/26/2013 12:14:00 AM

Qualifiers:

**	Reporting Limit	.	Results reported are not blank corrected
B	Analyte detected in the associated Method Blank	E	Value above quantitation range
H	Holding times for preparation or analysis exceeded	J	Analyte detected at or below quantitation limits
JN	Non-routine analyte. Quantitation estimated.	ND	Not Detected at the Reporting Limit
S	Spike Recovery outside accepted recovery limits		

Centek Laboratories, LLC

Date: *05-Feb-13*

CLIENT:	Arcadis	**Client Sample ID:**	SS-VMP-3E
Lab Order:	C1301057	**Tag Number:**	354 277
Project:	LMC Corp NJ001050.0001	**Collection Date:**	1/24/2013
Lab ID:	C1301057-018A	**Matrix:**	AIR

Analyses	Result	**Limit	Qual	Units	DF	Date Analyzed
1UG/M3 BY METHOD TO15		TO-15				Analyst: RJP
1,1,1-Trichloroethane	< 0.83	0.83		ug/m3	1	1/27/2013 11:42:00 PM
1,1,2,2-Tetrachloroethane	< 1.0	1.0		ug/m3	1	1/27/2013 11:42:00 PM
1,1,2-Trichloroethane	< 0.83	0.83		ug/m3	1	1/27/2013 11:42:00 PM
1,1-Dichloroethane	< 0.62	0.62		ug/m3	1	1/27/2013 11:42:00 PM
1,1-Dichloroethene	< 0.60	0.60		ug/m3	1	1/27/2013 11:42:00 PM
1,2,4-Trichlorobenzene	< 1.1	1.1		ug/m3	1	1/27/2013 11:42:00 PM
1,2,4-Trimethylbenzene	0.60	0.75	J	ug/m3	1	1/27/2013 11:42:00 PM
1,2-Dibromoethane	< 1.2	1.2		ug/m3	1	1/27/2013 11:42:00 PM
1,2-Dichlorobenzene	< 0.92	0.92		ug/m3	1	1/27/2013 11:42:00 PM
1,2-Dichloroethane	< 0.62	0.62		ug/m3	1	1/27/2013 11:42:00 PM
1,2-Dichloropropane	< 0.70	0.70		ug/m3	1	1/27/2013 11:42:00 PM
1,3,5-Trimethylbenzene	< 0.75	0.75		ug/m3	1	1/27/2013 11:42:00 PM
1,3-butadiene	< 0.34	0.34		ug/m3	1	1/27/2013 11:42:00 PM
1,3-Dichlorobenzene	< 0.92	0.92		ug/m3	1	1/27/2013 11:42:00 PM
1,4-Dichlorobenzene	< 0.92	0.92		ug/m3	1	1/27/2013 11:42:00 PM
1,4-Dioxane	< 1.1	1.1	J	ug/m3	1	1/27/2013 11:42:00 PM
2,2,4-trimethylpentane	< 0.71	0.71		ug/m3	1	1/27/2013 11:42:00 PM
4-ethyltoluene	< 0.75	0.75		ug/m3	1	1/27/2013 11:42:00 PM
Acetone	8.5 D	7.2		ug/m3	10	1/28/2013 7:08:00 AM
Allyl chloride	< 0.48	0.48		ug/m3	1	1/27/2013 11:42:00 PM
Benzene	2.0	0.49		ug/m3	1	1/27/2013 11:42:00 PM
Benzyl chloride	< 0.88	0.88		ug/m3	1	1/27/2013 11:42:00 PM
Bromodichloromethane	< 1.0	1.0		ug/m3	1	1/27/2013 11:42:00 PM
Bromoform	< 1.6	1.6		ug/m3	1	1/27/2013 11:42:00 PM
Bromomethane	< 0.59	0.59		ug/m3	1	1/27/2013 11:42:00 PM
Carbon disulfide	< 0.47	0.47		ug/m3	1	1/27/2013 11:42:00 PM
Carbon tetrachloride	0.64	0.96	J	ug/m3	1	1/27/2013 11:42:00 PM
Chlorobenzene	< 0.70	0.70		ug/m3	1	1/27/2013 11:42:00 PM
Chloroethane	< 0.40	0.40		ug/m3	1	1/27/2013 11:42:00 PM
Chloroform	< 0.74	0.74		ug/m3	1	1/27/2013 11:42:00 PM
Chloromethane	1.0	0.31		ug/m3	1	1/27/2013 11:42:00 PM
cis-1,2-Dichloroethene	< 0.60	0.60		ug/m3	1	1/27/2013 11:42:00 PM
cis-1,3-Dichloropropene	< 0.69	0.69		ug/m3	1	1/27/2013 11:42:00 PM
Cyclohexane	< 0.52	0.52		ug/m3	1	1/27/2013 11:42:00 PM
Dibromochloromethane	< 1.3	1.3		ug/m3	1	1/27/2013 11:42:00 PM
Ethyl acetate	< 0.92	0.92		ug/m3	1	1/27/2013 11:42:00 PM
Ethylbenzene	0.71	0.66		ug/m3	1	1/27/2013 11:42:00 PM
Freon 11	33 D	8.6		ug/m3	10	1/28/2013 7:08:00 AM
Freon 113	< 1.2	1.2		ug/m3	1	1/27/2013 11:42:00 PM
Freon 114	< 1.1	1.1		ug/m3	1	1/27/2013 11:42:00 PM

Qualifiers:

- ** Reporting Limit
- B Analyte detected in the associated Method Blank
- H Holding times for preparation or analysis exceeded
- JN Non-routine analyte. Quantitation estimated.
- S Spike Recovery outside accepted recovery limits
- . Results reported are not blank corrected
- E Value above quantitation range
- J Analyte detected at or below quantitation limits
- ND Not Detected at the Reporting Limit

Centek Laboratories, LLC

Date: *05-Feb-13*

CLIENT:	Arcadis	**Client Sample ID:**	SS-VMP-3E
Lab Order:	C1301057	**Tag Number:**	354 277
Project:	LMC Corp NJ001050.0001	**Collection Date:**	1/24/2013
Lab ID:	C1301057-018A	**Matrix:**	AIR

Analyses	Result	**Limit	Qual	Units	DF	Date Analyzed
1UG/M3 BY METHOD TO15		**TO-15**				Analyst: RJP
Freon 12	2.6	0.75		ug/m3	1	1/27/2013 11:42:00 PM
Heptane	0.46	0.62	J	ug/m3	1	1/27/2013 11:42:00 PM
Hexachloro-1,3-butadiene	< 1.6	1.6		ug/m3	1	1/27/2013 11:42:00 PM
Hexane	0.39	0.54	J	ug/m3	1	1/27/2013 11:42:00 PM
Isopropyl alcohol	37 D	3.7		ug/m3	10	1/28/2013 7:08:00 AM
m&p-Xylene	1.3	1.3		ug/m3	1	1/27/2013 11:42:00 PM
Methyl Butyl Ketone	< 1.2	1.2		ug/m3	1	1/27/2013 11:42:00 PM
Methyl Ethyl Ketone	1.0	0.90	J	ug/m3	1	1/27/2013 11:42:00 PM
Methyl Isobutyl Ketone	< 1.2	1.2		ug/m3	1	1/27/2013 11:42:00 PM
Methyl tert-butyl ether	< 0.55	0.55		ug/m3	1	1/27/2013 11:42:00 PM
Methylene chloride	25 D	5.3		ug/m3	10	1/28/2013 7:08:00 AM
o-Xylene	< 0.66	0.66		ug/m3	1	1/27/2013 11:42:00 PM
Propylene	< 0.26	0.26		ug/m3	1	1/27/2013 11:42:00 PM
Styrene	0.74	0.65		ug/m3	1	1/27/2013 11:42:00 PM
Tetrachloroethylene	< 1.0	1.0		ug/m3	1	1/27/2013 11:42:00 PM
Tetrahydrofuran	< 0.45	0.45		ug/m3	1	1/27/2013 11:42:00 PM
Toluene	1.9	0.57		ug/m3	1	1/27/2013 11:42:00 PM
trans-1,2-Dichloroethene	< 0.60	0.60	J	ug/m3	1	1/27/2013 11:42:00 PM
trans-1,3-Dichloropropene	< 0.69	0.69		ug/m3	1	1/27/2013 11:42:00 PM
Trichloroethene	< 0.82	0.82		ug/m3	1	1/27/2013 11:42:00 PM
Vinyl acetate	< 0.54	0.54		ug/m3	1	1/27/2013 11:42:00 PM
Vinyl Bromide	< 0.67	0.67		ug/m3	1	1/27/2013 11:42:00 PM
Vinyl chloride	< 0.39	0.39		ug/m3	1	1/27/2013 11:42:00 PM

Qualifiers:

- ** Reporting Limit
- B Analyte detected in the associated Method Blank
- H Holding times for preparation or analysis exceeded
- JN Non-routine analyte. Quantitation estimated.
- S Spike Recovery outside accepted recovery limits
- . Results reported are not blank corrected
- E Value above quantitation range
- J Analyte detected at or below quantitation limits
- ND Not Detected at the Reporting Limit

Centek Laboratories, LLC

Date: *05-Feb-13*

CLIENT:	Arcadis	**Client Sample ID:**	IA-VMP-3E
Lab Order:	C1301057	**Tag Number:**	203 375
Project:	LMC Corp NJ001050.0001	**Collection Date:**	1/24/2013
Lab ID:	C1301057-019A	**Matrix:**	AIR

Analyses	Result	**Limit	Qual	Units	DF	Date Analyzed
1UG/M3 W/ 0.25UG/M3 CT-TCE-VC		TO-15				Analyst: RJP
1,1,1-Trichloroethane	< 0.83	0.83		ug/m3	1	1/26/2013 12:48:00 AM
1,1,2,2-Tetrachloroethane	< 1.0	1.0		ug/m3	1	1/26/2013 12:48:00 AM
1,1,2-Trichloroethane	< 0.83	0.83		ug/m3	1	1/26/2013 12:48:00 AM
1,1-Dichloroethane	< 0.62	0.62		ug/m3	1	1/26/2013 12:48:00 AM
1,1-Dichloroethene	< 0.60	0.60		ug/m3	1	1/26/2013 12:48:00 AM
1,2,4-Trichlorobenzene	~~< 1.1~~	~~1.1~~	R	ug/m3	1	1/26/2013 12:48:00 AM
1,2,4-Trimethylbenzene	0.90	0.75		ug/m3	1	1/26/2013 12:48:00 AM
1,2-Dibromoethane	< 1.2	1.2		ug/m3	1	1/26/2013 12:48:00 AM
1,2-Dichlorobenzene	< 0.92	0.92		ug/m3	1	1/26/2013 12:48:00 AM
1,2-Dichloroethane	< 0.62	0.62		ug/m3	1	1/26/2013 12:48:00 AM
1,2-Dichloropropane	< 0.70	0.70		ug/m3	1	1/26/2013 12:48:00 AM
1,3,5-Trimethylbenzene	< 0.75	0.75	J	ug/m3	1	1/26/2013 12:48:00 AM
1,3-butadiene	< 0.34	0.34	J	ug/m3	1	1/26/2013 12:48:00 AM
1,3-Dichlorobenzene	< 0.92	0.92		ug/m3	1	1/26/2013 12:48:00 AM
1,4-Dichlorobenzene	< 0.92	0.92		ug/m3	1	1/26/2013 12:48:00 AM
1,4-Dioxane	~~< 1.1~~	~~1.1~~	R	ug/m3	1	1/26/2013 12:48:00 AM
2,2,4-trimethylpentane	< 0.71	0.71		ug/m3	1	1/26/2013 12:48:00 AM
4-ethyltoluene	< 0.75	0.75	J	ug/m3	1	1/26/2013 12:48:00 AM
Acetone	9.9 D	7.2	J	ug/m3	10	1/27/2013 2:18:00 AM
Allyl chloride	< 0.48	0.48		ug/m3	1	1/26/2013 12:48:00 AM
Benzene	1.4	0.49		ug/m3	1	1/26/2013 12:48:00 AM
Benzyl chloride	< 0.88	0.88		ug/m3	1	1/26/2013 12:48:00 AM
Bromodichloromethane	< 1.0	1.0		ug/m3	1	1/26/2013 12:48:00 AM
Bromoform	< 1.6	1.6		ug/m3	1	1/26/2013 12:48:00 AM
Bromomethane	< 0.59	0.59		ug/m3	1	1/26/2013 12:48:00 AM
Carbon disulfide	0.32	0.47	J	ug/m3	1	1/26/2013 12:48:00 AM
Carbon tetrachloride	0.77	0.26	J	ug/m3	1	1/26/2013 12:48:00 AM
Chlorobenzene	< 0.70	0.70		ug/m3	1	1/26/2013 12:48:00 AM
Chloroethane	< 0.40	0.40		ug/m3	1	1/26/2013 12:48:00 AM
Chloroform	< 0.74	0.74		ug/m3	1	1/26/2013 12:48:00 AM
Chloromethane	1.2	0.31	J	ug/m3	1	1/26/2013 12:48:00 AM
cis-1,2-Dichloroethene	< 0.60	0.60		ug/m3	1	1/26/2013 12:48:00 AM
cis-1,3-Dichloropropene	< 0.69	0.69		ug/m3	1	1/26/2013 12:48:00 AM
Cyclohexane	< 0.52	0.52		ug/m3	1	1/26/2013 12:48:00 AM
Dibromochloromethane	< 1.3	1.3		ug/m3	1	1/26/2013 12:48:00 AM
Ethyl acetate	< 0.92	0.92	J	ug/m3	1	1/26/2013 12:48:00 AM
Ethylbenzene	< 0.66	0.66		ug/m3	1	1/26/2013 12:48:00 AM
Freon 11	19 D	8.6		ug/m3	10	1/27/2013 2:18:00 AM
Freon 113	1.2	1.2		ug/m3	1	1/26/2013 12:48:00 AM
Freon 114	< 1.1	1.1		ug/m3	1	1/26/2013 12:48:00 AM

Qualifiers:

- ** Reporting Limit
- B Analyte detected in the associated Method Blank
- H Holding times for preparation or analysis exceeded
- JN Non-routine analyte. Quantitation estimated.
- S Spike Recovery outside accepted recovery limits
- . Results reported are not blank corrected
- E Value above quantitation range
- J Analyte detected at or below quantitation limits
- ND Not Detected at the Reporting Limit

Centek Laboratories, LLC

Date: *05-Feb-13*

CLIENT:	Arcadis	**Client Sample ID:**	IA-VMP-3E
Lab Order:	C1301057	**Tag Number:**	203 375
Project:	LMC Corp NJ001050.0001	**Collection Date:**	1/24/2013
Lab ID:	C1301057-019A	**Matrix:**	AIR

Analyses	Result	**Limit	Qual	Units	DF	Date Analyzed
1UG/M3 W/ 0.25UG/M3 CT-TCE-VC		TO-15				Analyst: RJP
Freon 12	3.2	0.75		ug/m3	1	1/26/2013 12:48:00 AM
Heptane	0.54	0.62	J	ug/m3	1	1/26/2013 12:48:00 AM
Hexachloro-1,3-butadiene	~~< 1.6~~	~~1.6~~	R	ug/m3	1	1/26/2013 12:48:00 AM
Hexane	< 0.54	0.54	J	ug/m3	1	1/26/2013 12:48:00 AM
Isopropyl alcohol	180 D	15	J	ug/m3	40	1/27/2013 2:52:00 AM
m&p-Xylene	1.0	1.3	J	ug/m3	1	1/26/2013 12:48:00 AM
Methyl Butyl Ketone	~~< 1.2~~	~~1.2~~	R	ug/m3	1	1/26/2013 12:48:00 AM
Methyl Ethyl Ketone	1.0	0.90	J	ug/m3	1	1/26/2013 12:48:00 AM
Methyl Isobutyl Ketone	~~< 1.2~~	~~1.2~~	R	ug/m3	1	1/26/2013 12:48:00 AM
Methyl tert-butyl ether	< 0.55	0.55		ug/m3	1	1/26/2013 12:48:00 AM
Methylene chloride	35 D	5.3		ug/m3	10	1/27/2013 2:18:00 AM
o-Xylene	< 0.66	0.66		ug/m3	1	1/26/2013 12:48:00 AM
Propylene	< 0.26	0.26		ug/m3	1	1/26/2013 12:48:00 AM
Styrene	0.87	0.65		ug/m3	1	1/26/2013 12:48:00 AM
Tetrachloroethylene	< 1.0	1.0		ug/m3	1	1/26/2013 12:48:00 AM
Tetrahydrofuran	< 0.45	0.45	J	ug/m3	1	1/26/2013 12:48:00 AM
Toluene	2.5	0.57		ug/m3	1	1/26/2013 12:48:00 AM
trans-1,2-Dichloroethene	1.0	0.60		ug/m3	1	1/26/2013 12:48:00 AM
trans-1,3-Dichloropropene	< 0.69	0.69		ug/m3	1	1/26/2013 12:48:00 AM
Trichloroethene	0.27	0.22		ug/m3	1	1/26/2013 12:48:00 AM
Vinyl acetate	< 0.54	0.54		ug/m3	1	1/26/2013 12:48:00 AM
Vinyl Bromide	< 0.67	0.67		ug/m3	1	1/26/2013 12:48:00 AM
Vinyl chloride	< 0.10	0.10		ug/m3	1	1/26/2013 12:48:00 AM

Qualifiers:

**	Reporting Limit	.	Results reported are not blank corrected
B	Analyte detected in the associated Method Blank	E	Value above quantitation range
H	Holding times for preparation or analysis exceeded	J	Analyte detected at or below quantitation limits
JN	Non-routine analyte. Quantitation estimated.	ND	Not Detected at the Reporting Limit
S	Spike Recovery outside accepted recovery limits		

Centek Laboratories, LLC

Date: *05-Feb-13*

CLIENT:	Arcadis	**Client Sample ID:**	SS-VMP-1B
Lab Order:	C1301057	**Tag Number:**	464 296
Project:	LMC Corp NJ001050.0001	**Collection Date:**	1/24/2013
Lab ID:	C1301057-020A	**Matrix:**	AIR

Analyses	Result	**Limit	Qual	Units	DF	Date Analyzed
1UG/M3 BY METHOD TO15		TO-15				Analyst: RJP
1,1,1-Trichloroethane	< 0.83	0.83		ug/m3	1	1/28/2013 12:15:00 AM
1,1,2,2-Tetrachloroethane	< 1.0	1.0		ug/m3	1	1/28/2013 12:15:00 AM
1,1,2-Trichloroethane	< 0.83	0.83		ug/m3	1	1/28/2013 12:15:00 AM
1,1-Dichloroethane	< 0.62	0.62		ug/m3	1	1/28/2013 12:15:00 AM
1,1-Dichloroethene	< 0.60	0.60		ug/m3	1	1/28/2013 12:15:00 AM
1,2,4-Trichlorobenzene	< 1.1	1.1		ug/m3	1	1/28/2013 12:15:00 AM
1,2,4-Trimethylbenzene	1.1	0.75		ug/m3	1	1/28/2013 12:15:00 AM
1,2-Dibromoethane	< 1.2	1.2		ug/m3	1	1/28/2013 12:15:00 AM
1,2-Dichlorobenzene	< 0.92	0.92		ug/m3	1	1/28/2013 12:15:00 AM
1,2-Dichloroethane	< 0.62	0.62		ug/m3	1	1/28/2013 12:15:00 AM
1,2-Dichloropropane	< 0.70	0.70		ug/m3	1	1/28/2013 12:15:00 AM
1,3,5-Trimethylbenzene	< 0.75	0.75		ug/m3	1	1/28/2013 12:15:00 AM
1,3-butadiene	< 0.34	0.34		ug/m3	1	1/28/2013 12:15:00 AM
1,3-Dichlorobenzene	< 0.92	0.92		ug/m3	1	1/28/2013 12:15:00 AM
1,4-Dichlorobenzene	< 0.92	0.92		ug/m3	1	1/28/2013 12:15:00 AM
1,4-Dioxane	< 1.1	1.1	J	ug/m3	1	1/28/2013 12:15:00 AM
2,2,4-trimethylpentane	< 0.71	0.71		ug/m3	1	1/28/2013 12:15:00 AM
4-ethyltoluene	< 0.75	0.75		ug/m3	1	1/28/2013 12:15:00 AM
Acetone	17 D	7.2		ug/m3	10	1/28/2013 7:42:00 AM
Allyl chloride	< 0.48	0.48		ug/m3	1	1/28/2013 12:15:00 AM
Benzene	1.3	0.49		ug/m3	1	1/28/2013 12:15:00 AM
Benzyl chloride	< 0.88	0.88		ug/m3	1	1/28/2013 12:15:00 AM
Bromodichloromethane	< 1.0	1.0		ug/m3	1	1/28/2013 12:15:00 AM
Bromoform	< 1.6	1.6		ug/m3	1	1/28/2013 12:15:00 AM
Bromomethane	< 0.59	0.59		ug/m3	1	1/28/2013 12:15:00 AM
Carbon disulfide	< 0.47	0.47		ug/m3	1	1/28/2013 12:15:00 AM
Carbon tetrachloride	0.70	0.96	J	ug/m3	1	1/28/2013 12:15:00 AM
Chlorobenzene	< 0.70	0.70		ug/m3	1	1/28/2013 12:15:00 AM
Chloroethane	< 0.40	0.40		ug/m3	1	1/28/2013 12:15:00 AM
Chloroform	< 0.74	0.74		ug/m3	1	1/28/2013 12:15:00 AM
Chloromethane	1.2	0.31		ug/m3	1	1/28/2013 12:15:00 AM
cis-1,2-Dichloroethene	< 0.60	0.60		ug/m3	1	1/28/2013 12:15:00 AM
cis-1,3-Dichloropropene	< 0.69	0.69		ug/m3	1	1/28/2013 12:15:00 AM
Cyclohexane	< 0.52	0.52		ug/m3	1	1/28/2013 12:15:00 AM
Dibromochloromethane	< 1.3	1.3		ug/m3	1	1/28/2013 12:15:00 AM
Ethyl acetate	< 0.92	0.92		ug/m3	1	1/28/2013 12:15:00 AM
Ethylbenzene	0.79	0.66		ug/m3	1	1/28/2013 12:15:00 AM
Freon 11	44 D	8.6		ug/m3	10	1/28/2013 7:42:00 AM
Freon 113	1.2	1.2		ug/m3	1	1/28/2013 12:15:00 AM
Freon 114	< 1.1	1.1		ug/m3	1	1/28/2013 12:15:00 AM

Qualifiers:

- ** Reporting Limit
- B Analyte detected in the associated Method Blank
- H Holding times for preparation or analysis exceeded
- JN Non-routine analyte. Quantitation estimated.
- S Spike Recovery outside accepted recovery limits
- . Results reported are not blank corrected
- E Value above quantitation range
- J Analyte detected at or below quantitation limits
- ND Not Detected at the Reporting Limit

Centek Laboratories, LLC

Date: *05-Feb-13*

CLIENT:	Arcadis	**Client Sample ID:**	SS-VMP-1B
Lab Order:	C1301057	**Tag Number:**	464 296
Project:	LMC Corp NJ001050.0001	**Collection Date:**	1/24/2013
Lab ID:	C1301057-020A	**Matrix:**	AIR

Analyses	Result	**Limit	Qual	Units	DF	Date Analyzed
1UG/M3 BY METHOD TO15		TO-15				Analyst: RJP
Freon 12	2.7	0.75		ug/m3	1	1/28/2013 12:15:00 AM
Heptane	0.58	0.62	J	ug/m3	1	1/28/2013 12:15:00 AM
Hexachloro-1,3-butadiene	< 1.6	1.6		ug/m3	1	1/28/2013 12:15:00 AM
Hexane	< 0.54	0.54	J	ug/m3	1	1/28/2013 12:15:00 AM
Isopropyl alcohol	190 D	35	J	ug/m3	90	1/28/2013 11:29:00 PM
m&p-Xylene	1.6	1.3		ug/m3	1	1/28/2013 12:15:00 AM
Methyl Butyl Ketone	< 1.2	1.2		ug/m3	1	1/28/2013 12:15:00 AM
Methyl Ethyl Ketone	0.84	0.90	J	ug/m3	1	1/28/2013 12:15:00 AM
Methyl Isobutyl Ketone	< 1.2	1.2		ug/m3	1	1/28/2013 12:15:00 AM
Methyl tert-butyl ether	< 0.55	0.55		ug/m3	1	1/28/2013 12:15:00 AM
Methylene chloride	42 D	5.3		ug/m3	10	1/28/2013 7:42:00 AM
o-Xylene	0.57	0.66	J	ug/m3	1	1/28/2013 12:15:00 AM
Propylene	< 0.26	0.26		ug/m3	1	1/28/2013 12:15:00 AM
Styrene	2.6	0.65		ug/m3	1	1/28/2013 12:15:00 AM
Tetrachloroethylene	< 1.0	1.0		ug/m3	1	1/28/2013 12:15:00 AM
Tetrahydrofuran	0.75	0.45		ug/m3	1	1/28/2013 12:15:00 AM
Toluene	2.1	0.57		ug/m3	1	1/28/2013 12:15:00 AM
trans-1,2-Dichloroethene	2.4	0.60	J	ug/m3	1	1/28/2013 12:15:00 AM
trans-1,3-Dichloropropene	< 0.69	0.69		ug/m3	1	1/28/2013 12:15:00 AM
Trichloroethene	< 0.82	0.82		ug/m3	1	1/28/2013 12:15:00 AM
Vinyl acetate	< 0.54	0.54		ug/m3	1	1/28/2013 12:15:00 AM
Vinyl Bromide	< 0.67	0.67		ug/m3	1	1/28/2013 12:15:00 AM
Vinyl chloride	< 0.39	0.39		ug/m3	1	1/28/2013 12:15:00 AM

Qualifiers:

**	Reporting Limit	.	Results reported are not blank corrected
B	Analyte detected in the associated Method Blank	E	Value above quantitation range
H	Holding times for preparation or analysis exceeded	J	Analyte detected at or below quantitation limits
JN	Non-routine analyte. Quantitation estimated.	ND	Not Detected at the Reporting Limit
S	Spike Recovery outside accepted recovery limits		

Centek Laboratories, LLC

Date: *05-Feb-13*

CLIENT:	Arcadis	**Client Sample ID:**	IA-VMP-1B
Lab Order:	C1301057	**Tag Number:**	359 260
Project:	LMC Corp NJ001050.0001	**Collection Date:**	1/24/2013
Lab ID:	C1301057-021A	**Matrix:**	AIR

Analyses	Result	**Limit	Qual	Units	DF	Date Analyzed
1UG/M3 W/ 0.25UG/M3 CT-TCE-VC		**TO-15**				Analyst: RJP
1,1,1-Trichloroethane	< 0.83	0.83		ug/m3	1	1/26/2013 1:21:00 AM
1,1,2,2-Tetrachloroethane	< 1.0	1.0		ug/m3	1	1/26/2013 1:21:00 AM
1,1,2-Trichloroethane	< 0.83	0.83		ug/m3	1	1/26/2013 1:21:00 AM
1,1-Dichloroethane	< 0.62	0.62		ug/m3	1	1/26/2013 1:21:00 AM
1,1-Dichloroethene	< 0.60	0.60		ug/m3	1	1/26/2013 1:21:00 AM
1,2,4-Trichlorobenzene	~~< 1.1~~	~~1.1~~	R	ug/m3	1	1/26/2013 1:21:00 AM
1,2,4-Trimethylbenzene	0.80	0.75		ug/m3	1	1/26/2013 1:21:00 AM
1,2-Dibromoethane	< 1.2	1.2		ug/m3	1	1/26/2013 1:21:00 AM
1,2-Dichlorobenzene	< 0.92	0.92		ug/m3	1	1/26/2013 1:21:00 AM
1,2-Dichloroethane	< 0.62	0.62		ug/m3	1	1/26/2013 1:21:00 AM
1,2-Dichloropropane	< 0.70	0.70		ug/m3	1	1/26/2013 1:21:00 AM
1,3,5-Trimethylbenzene	< 0.75	0.75	J	ug/m3	1	1/26/2013 1:21:00 AM
1,3-butadiene	< 0.34	0.34	J	ug/m3	1	1/26/2013 1:21:00 AM
1,3-Dichlorobenzene	< 0.92	0.92		ug/m3	1	1/26/2013 1:21:00 AM
1,4-Dichlorobenzene	< 0.92	0.92		ug/m3	1	1/26/2013 1:21:00 AM
1,4-Dioxane	~~< 1.1~~	~~1.1~~	R	ug/m3	1	1/26/2013 1:21:00 AM
2,2,4-trimethylpentane	< 0.71	0.71		ug/m3	1	1/26/2013 1:21:00 AM
4-ethyltoluene	< 0.75	0.75	J	ug/m3	1	1/26/2013 1:21:00 AM
Acetone	8.7 D	7.2	J	ug/m3	10	1/27/2013 3:25:00 AM
Allyl chloride	< 0.48	0.48		ug/m3	1	1/26/2013 1:21:00 AM
Benzene	2.4	0.49		ug/m3	1	1/26/2013 1:21:00 AM
Benzyl chloride	< 0.88	0.88		ug/m3	1	1/26/2013 1:21:00 AM
Bromodichloromethane	< 1.0	1.0		ug/m3	1	1/26/2013 1:21:00 AM
Bromoform	< 1.6	1.6		ug/m3	1	1/26/2013 1:21:00 AM
Bromomethane	< 0.59	0.59		ug/m3	1	1/26/2013 1:21:00 AM
Carbon disulfide	< 0.47	0.47		ug/m3	1	1/26/2013 1:21:00 AM
Carbon tetrachloride	0.77	0.26	J	ug/m3	1	1/26/2013 1:21:00 AM
Chlorobenzene	< 0.70	0.70		ug/m3	1	1/26/2013 1:21:00 AM
Chloroethane	< 0.40	0.40		ug/m3	1	1/26/2013 1:21:00 AM
Chloroform	< 0.74	0.74		ug/m3	1	1/26/2013 1:21:00 AM
Chloromethane	1.3	0.31	J	ug/m3	1	1/26/2013 1:21:00 AM
cis-1,2-Dichloroethene	< 0.60	0.60		ug/m3	1	1/26/2013 1:21:00 AM
cis-1,3-Dichloropropene	< 0.69	0.69		ug/m3	1	1/26/2013 1:21:00 AM
Cyclohexane	< 0.52	0.52		ug/m3	1	1/26/2013 1:21:00 AM
Dibromochloromethane	< 1.3	1.3		ug/m3	1	1/26/2013 1:21:00 AM
Ethyl acetate	< 0.92	0.92	J	ug/m3	1	1/26/2013 1:21:00 AM
Ethylbenzene	< 0.66	0.66		ug/m3	1	1/26/2013 1:21:00 AM
Freon 11	70 D	8.6		ug/m3	10	1/27/2013 3:25:00 AM
Freon 113	0.86	1.2	J	ug/m3	1	1/26/2013 1:21:00 AM
Freon 114	< 1.1	1.1		ug/m3	1	1/26/2013 1:21:00 AM

Qualifiers:

**	Reporting Limit	.	Results reported are not blank corrected
B	Analyte detected in the associated Method Blank	E	Value above quantitation range
H	Holding times for preparation or analysis exceeded	J	Analyte detected at or below quantitation limits
JN	Non-routine analyte. Quantitation estimated.	ND	Not Detected at the Reporting Limit
S	Spike Recovery outside accepted recovery limits		

Centek Laboratories, LLC

Date: *05-Feb-13*

CLIENT:	Arcadis	**Client Sample ID:**	IA-VMP-1B
Lab Order:	C1301057	**Tag Number:**	359 260
Project:	LMC Corp NJ001050.0001	**Collection Date:**	1/24/2013
Lab ID:	C1301057-021A	**Matrix:**	AIR

Analyses	Result	**Limit	Qual	Units	DF	Date Analyzed
1UG/M3 W/ 0.25UG/M3 CT-TCE-VC		TO-15				Analyst: RJP
Freon 12	3.2	0.75		ug/m3	1	1/26/2013 1:21:00 AM
Heptane	0.71	0.62		ug/m3	1	1/26/2013 1:21:00 AM
Hexachloro-1,3-butadiene	~~< 1.6~~	~~1.6~~	R	ug/m3	1	1/26/2013 1:21:00 AM
Hexane	0.50	0.54	J	ug/m3	1	1/26/2013 1:21:00 AM
Isopropyl alcohol	42 D J	3.7		ug/m3	10	1/27/2013 3:25:00 AM
m&p-Xylene	1.1	1.3	J	ug/m3	1	1/26/2013 1:21:00 AM
Methyl Butyl Ketone	~~< 1.2~~	~~1.2~~	R	ug/m3	1	1/26/2013 1:21:00 AM
Methyl Ethyl Ketone	1.0	0.90	J	ug/m3	1	1/26/2013 1:21:00 AM
Methyl Isobutyl Ketone	~~< 1.2~~	~~1.2~~	R	ug/m3	1	1/26/2013 1:21:00 AM
Methyl tert-butyl ether	< 0.55	0.55		ug/m3	1	1/26/2013 1:21:00 AM
Methylene chloride	16 D	5.3		ug/m3	10	1/27/2013 3:25:00 AM
o-Xylene	0.49	0.66	J	ug/m3	1	1/26/2013 1:21:00 AM
Propylene	< 0.26	0.26		ug/m3	1	1/26/2013 1:21:00 AM
Styrene	2.0	0.65		ug/m3	1	1/26/2013 1:21:00 AM
Tetrachloroethylene	< 1.0	1.0		ug/m3	1	1/26/2013 1:21:00 AM
Tetrahydrofuran	< 0.45	0.45	J	ug/m3	1	1/26/2013 1:21:00 AM
Toluene	3.0	0.57		ug/m3	1	1/26/2013 1:21:00 AM
trans-1,2-Dichloroethene	< 0.60	0.60		ug/m3	1	1/26/2013 1:21:00 AM
trans-1,3-Dichloropropene	< 0.69	0.69		ug/m3	1	1/26/2013 1:21:00 AM
Trichloroethene	0.22	0.22		ug/m3	1	1/26/2013 1:21:00 AM
Vinyl acetate	< 0.54	0.54		ug/m3	1	1/26/2013 1:21:00 AM
Vinyl Bromide	< 0.67	0.67		ug/m3	1	1/26/2013 1:21:00 AM
Vinyl chloride	< 0.10	0.10		ug/m3	1	1/26/2013 1:21:00 AM

Qualifiers:

**	Reporting Limit	.	Results reported are not blank corrected
B	Analyte detected in the associated Method Blank	E	Value above quantitation range
H	Holding times for preparation or analysis exceeded	J	Analyte detected at or below quantitation limits
JN	Non-routine analyte. Quantitation estimated.	ND	Not Detected at the Reporting Limit
S	Spike Recovery outside accepted recovery limits		

Centek Laboratories, LLC

Date: *05-Feb-13*

CLIENT:	Arcadis	**Client Sample ID:**	SS-VMP-6
Lab Order:	C1301057	**Tag Number:**	164 253
Project:	LMC Corp NJ001050.0001	**Collection Date:**	1/24/2013
Lab ID:	C1301057-022A	**Matrix:**	AIR

Analyses	Result	**Limit	Qual	Units	DF	Date Analyzed
1UG/M3 BY METHOD TO15		TO-15				Analyst: RJP
1,1,1-Trichloroethane	< 0.83	0.83		ug/m3	1	1/28/2013 12:48:00 AM
1,1,2,2-Tetrachloroethane	< 1.0	1.0		ug/m3	1	1/28/2013 12:48:00 AM
1,1,2-Trichloroethane	< 0.83	0.83		ug/m3	1	1/28/2013 12:48:00 AM
1,1-Dichloroethane	< 0.62	0.62		ug/m3	1	1/28/2013 12:48:00 AM
1,1-Dichloroethene	< 0.60	0.60		ug/m3	1	1/28/2013 12:48:00 AM
1,2,4-Trichlorobenzene	< 1.1	1.1		ug/m3	1	1/28/2013 12:48:00 AM
1,2,4-Trimethylbenzene	2.1	0.75		ug/m3	1	1/28/2013 12:48:00 AM
1,2-Dibromoethane	< 1.2	1.2		ug/m3	1	1/28/2013 12:48:00 AM
1,2-Dichlorobenzene	< 0.92	0.92		ug/m3	1	1/28/2013 12:48:00 AM
1,2-Dichloroethane	< 0.62	0.62		ug/m3	1	1/28/2013 12:48:00 AM
1,2-Dichloropropane	< 0.70	0.70		ug/m3	1	1/28/2013 12:48:00 AM
1,3,5-Trimethylbenzene	0.70	0.75	J	ug/m3	1	1/28/2013 12:48:00 AM
1,3-butadiene	< 0.34	0.34		ug/m3	1	1/28/2013 12:48:00 AM
1,3-Dichlorobenzene	< 0.92	0.92		ug/m3	1	1/28/2013 12:48:00 AM
1,4-Dichlorobenzene	< 0.92	0.92		ug/m3	1	1/28/2013 12:48:00 AM
1,4-Dioxane	< 1.1	1.1	J	ug/m3	1	1/28/2013 12:48:00 AM
2,2,4-trimethylpentane	< 0.71	0.71		ug/m3	1	1/28/2013 12:48:00 AM
4-ethyltoluene	0.65	0.75	J	ug/m3	1	1/28/2013 12:48:00 AM
Acetone	50 D	7.2		ug/m3	10	1/28/2013 8:15:00 AM
Allyl chloride	< 0.48	0.48		ug/m3	1	1/28/2013 12:48:00 AM
Benzene	1.3	0.49		ug/m3	1	1/28/2013 12:48:00 AM
Benzyl chloride	< 0.88	0.88		ug/m3	1	1/28/2013 12:48:00 AM
Bromodichloromethane	< 1.0	1.0		ug/m3	1	1/28/2013 12:48:00 AM
Bromoform	< 1.6	1.6		ug/m3	1	1/28/2013 12:48:00 AM
Bromomethane	< 0.59	0.59		ug/m3	1	1/28/2013 12:48:00 AM
Carbon disulfide	< 0.47	0.47		ug/m3	1	1/28/2013 12:48:00 AM
Carbon tetrachloride	0.64	0.96	J	ug/m3	1	1/28/2013 12:48:00 AM
Chlorobenzene	< 0.70	0.70		ug/m3	1	1/28/2013 12:48:00 AM
Chloroethane	< 0.40	0.40		ug/m3	1	1/28/2013 12:48:00 AM
Chloroform	< 0.74	0.74		ug/m3	1	1/28/2013 12:48:00 AM
Chloromethane	1.4	0.31		ug/m3	1	1/28/2013 12:48:00 AM
cis-1,2-Dichloroethene	< 0.60	0.60		ug/m3	1	1/28/2013 12:48:00 AM
cis-1,3-Dichloropropene	< 0.69	0.69		ug/m3	1	1/28/2013 12:48:00 AM
Cyclohexane	< 0.52	0.52		ug/m3	1	1/28/2013 12:48:00 AM
Dibromochloromethane	< 1.3	1.3		ug/m3	1	1/28/2013 12:48:00 AM
Ethyl acetate	1.0	0.92		ug/m3	1	1/28/2013 12:48:00 AM
Ethylbenzene	0.66	0.66		ug/m3	1	1/28/2013 12:48:00 AM
Freon 11	3.0	0.86		ug/m3	1	1/28/2013 12:48:00 AM
Freon 113	< 1.2	1.2		ug/m3	1	1/28/2013 12:48:00 AM
Freon 114	< 1.1	1.1		ug/m3	1	1/28/2013 12:48:00 AM

Qualifiers:

**	Reporting Limit	.	Results reported are not blank corrected
B	Analyte detected in the associated Method Blank	E	Value above quantitation range
H	Holding times for preparation or analysis exceeded	J	Analyte detected at or below quantitation limits
JN	Non-routine analyte. Quantitation estimated.	ND	Not Detected at the Reporting Limit
S	Spike Recovery outside accepted recovery limits		

Centek Laboratories, LLC

Date: *05-Feb-13*

CLIENT:	Arcadis	**Client Sample ID:**	SS-VMP-6
Lab Order:	C1301057	**Tag Number:**	164 253
Project:	LMC Corp NJ001050.0001	**Collection Date:**	1/24/2013
Lab ID:	C1301057-022A	**Matrix:**	AIR

Analyses	Result	**Limit	Qual	Units	DF	Date Analyzed
1UG/M3 BY METHOD TO15		TO-15				Analyst: RJP
Freon 12	2.8	0.75		ug/m3	1	1/28/2013 12:48:00 AM
Heptane	5.9	0.62		ug/m3	1	1/28/2013 12:48:00 AM
Hexachloro-1,3-butadiene	< 1.6	1.6		ug/m3	1	1/28/2013 12:48:00 AM
Hexane	1.3	0.54	J	ug/m3	1	1/28/2013 12:48:00 AM
Isopropyl alcohol	4000 D	300	J	ug/m3	810	1/29/2013 12:03:00 AM
m&p-Xylene	1.4	1.3		ug/m3	1	1/28/2013 12:48:00 AM
Methyl Butyl Ketone	< 1.2	1.2		ug/m3	1	1/28/2013 12:48:00 AM
Methyl Ethyl Ketone	2.3	0.90	J	ug/m3	1	1/28/2013 12:48:00 AM
Methyl Isobutyl Ketone	< 1.2	1.2		ug/m3	1	1/28/2013 12:48:00 AM
Methyl tert-butyl ether	< 0.55	0.55		ug/m3	1	1/28/2013 12:48:00 AM
Methylene chloride	3600 D	420		ug/m3	810	1/29/2013 12:03:00 AM
o-Xylene	0.53	0.66	J	ug/m3	1	1/28/2013 12:48:00 AM
Propylene	< 0.26	0.26		ug/m3	1	1/28/2013 12:48:00 AM
Styrene	0.56	0.65	J	ug/m3	1	1/28/2013 12:48:00 AM
Tetrachloroethylene	< 1.0	1.0		ug/m3	1	1/28/2013 12:48:00 AM
Tetrahydrofuran	28 D	4.5		ug/m3	10	1/28/2013 8:15:00 AM
Toluene	3.0	0.57		ug/m3	1	1/28/2013 12:48:00 AM
trans-1,2-Dichloroethene	62 D	6.0	J	ug/m3	10	1/28/2013 8:15:00 AM
trans-1,3-Dichloropropene	< 0.69	0.69		ug/m3	1	1/28/2013 12:48:00 AM
Trichloroethene	< 0.82	0.82		ug/m3	1	1/28/2013 12:48:00 AM
Vinyl acetate	< 0.54	0.54		ug/m3	1	1/28/2013 12:48:00 AM
Vinyl Bromide	< 0.67	0.67		ug/m3	1	1/28/2013 12:48:00 AM
Vinyl chloride	< 0.39	0.39		ug/m3	1	1/28/2013 12:48:00 AM

Qualifiers:

**	Reporting Limit	.	Results reported are not blank corrected
B	Analyte detected in the associated Method Blank	E	Value above quantitation range
H	Holding times for preparation or analysis exceeded	J	Analyte detected at or below quantitation limits
JN	Non-routine analyte. Quantitation estimated.	ND	Not Detected at the Reporting Limit
S	Spike Recovery outside accepted recovery limits		

Centek Laboratories, LLC

Date: *05-Feb-13*

CLIENT:	Arcadis	**Client Sample ID:**	SS-VMP-DUP
Lab Order:	C1301057	**Tag Number:**	288 253
Project:	LMC Corp NJ001050.0001	**Collection Date:**	1/24/2013
Lab ID:	C1301057-023A	**Matrix:**	AIR

Analyses	Result	**Limit	Qual	Units	DF	Date Analyzed
1UG/M3 BY METHOD TO15		TO-15				Analyst: RJP
1,1,1-Trichloroethane	< 0.83	0.83		ug/m3	1	1/28/2013 1:23:00 AM
1,1,2,2-Tetrachloroethane	< 1.0	1.0		ug/m3	1	1/28/2013 1:23:00 AM
1,1,2-Trichloroethane	< 0.83	0.83		ug/m3	1	1/28/2013 1:23:00 AM
1,1-Dichloroethane	< 0.62	0.62		ug/m3	1	1/28/2013 1:23:00 AM
1,1-Dichloroethene	< 0.60	0.60		ug/m3	1	1/28/2013 1:23:00 AM
1,2,4-Trichlorobenzene	< 1.1	1.1		ug/m3	1	1/28/2013 1:23:00 AM
1,2,4-Trimethylbenzene	1.7	0.75	J	ug/m3	1	1/28/2013 1:23:00 AM
1,2-Dibromoethane	< 1.2	1.2		ug/m3	1	1/28/2013 1:23:00 AM
1,2-Dichlorobenzene	< 0.92	0.92		ug/m3	1	1/28/2013 1:23:00 AM
1,2-Dichloroethane	< 0.62	0.62		ug/m3	1	1/28/2013 1:23:00 AM
1,2-Dichloropropane	< 0.70	0.70		ug/m3	1	1/28/2013 1:23:00 AM
1,3,5-Trimethylbenzene	0.65	0.75	J	ug/m3	1	1/28/2013 1:23:00 AM
1,3-butadiene	< 0.34	0.34		ug/m3	1	1/28/2013 1:23:00 AM
1,3-Dichlorobenzene	< 0.92	0.92		ug/m3	1	1/28/2013 1:23:00 AM
1,4-Dichlorobenzene	< 0.92	0.92		ug/m3	1	1/28/2013 1:23:00 AM
1,4-Dioxane	< 1.1	1.1	J	ug/m3	1	1/28/2013 1:23:00 AM
2,2,4-trimethylpentane	< 0.71	0.71		ug/m3	1	1/28/2013 1:23:00 AM
4-ethyltoluene	0.55	0.75	J	ug/m3	1	1/28/2013 1:23:00 AM
Acetone	45 D	7.2		ug/m3	10	1/28/2013 8:49:00 AM
Allyl chloride	< 0.48	0.48		ug/m3	1	1/28/2013 1:23:00 AM
Benzene	1.3	0.49		ug/m3	1	1/28/2013 1:23:00 AM
Benzyl chloride	< 0.88	0.88		ug/m3	1	1/28/2013 1:23:00 AM
Bromodichloromethane	< 1.0	1.0		ug/m3	1	1/28/2013 1:23:00 AM
Bromoform	< 1.6	1.6		ug/m3	1	1/28/2013 1:23:00 AM
Bromomethane	< 0.59	0.59		ug/m3	1	1/28/2013 1:23:00 AM
Carbon disulfide	< 0.47	0.47		ug/m3	1	1/28/2013 1:23:00 AM
Carbon tetrachloride	0.64	0.96	J	ug/m3	1	1/28/2013 1:23:00 AM
Chlorobenzene	< 0.70	0.70		ug/m3	1	1/28/2013 1:23:00 AM
Chloroethane	< 0.40	0.40		ug/m3	1	1/28/2013 1:23:00 AM
Chloroform	< 0.74	0.74		ug/m3	1	1/28/2013 1:23:00 AM
Chloromethane	1.4	0.31		ug/m3	1	1/28/2013 1:23:00 AM
cis-1,2-Dichloroethene	< 0.60	0.60		ug/m3	1	1/28/2013 1:23:00 AM
cis-1,3-Dichloropropene	< 0.69	0.69		ug/m3	1	1/28/2013 1:23:00 AM
Cyclohexane	< 0.52	0.52		ug/m3	1	1/28/2013 1:23:00 AM
Dibromochloromethane	< 1.3	1.3		ug/m3	1	1/28/2013 1:23:00 AM
Ethyl acetate	0.84	0.92	J	ug/m3	1	1/28/2013 1:23:00 AM
Ethylbenzene	0.75	0.66	J	ug/m3	1	1/28/2013 1:23:00 AM
Freon 11	2.7	0.86		ug/m3	1	1/28/2013 1:23:00 AM
Freon 113	< 1.2	1.2		ug/m3	1	1/28/2013 1:23:00 AM
Freon 114	< 1.1	1.1		ug/m3	1	1/28/2013 1:23:00 AM

Qualifiers:

**	Reporting Limit	.	Results reported are not blank corrected
B	Analyte detected in the associated Method Blank	E	Value above quantitation range
H	Holding times for preparation or analysis exceeded	J	Analyte detected at or below quantitation limits
JN	Non-routine analyte. Quantitation estimated.	ND	Not Detected at the Reporting Limit
S	Spike Recovery outside accepted recovery limits		

Centek Laboratories, LLC

Date: *05-Feb-13*

CLIENT:	Arcadis	**Client Sample ID:**	SS-VMP-DUP
Lab Order:	C1301057	**Tag Number:**	288 253
Project:	LMC Corp NJ001050.0001	**Collection Date:**	1/24/2013
Lab ID:	C1301057-023A	**Matrix:**	AIR

Analyses	Result	**Limit	Qual	Units	DF	Date Analyzed
1UG/M3 BY METHOD TO15		**TO-15**				Analyst: RJP
Freon 12	2.8	0.75		ug/m3	1	1/28/2013 1:23:00 AM
Heptane	5.8	0.62		ug/m3	1	1/28/2013 1:23:00 AM
Hexachloro-1,3-butadiene	< 1.6	1.6		ug/m3	1	1/28/2013 1:23:00 AM
Hexane	1.2	0.54	J	ug/m3	1	1/28/2013 1:23:00 AM
Isopropyl alcohol	2800 D	300	J	ug/m3	810	1/29/2013 1:10:00 AM
m&p-Xylene	1.5	1.3	J	ug/m3	1	1/28/2013 1:23:00 AM
Methyl Butyl Ketone	< 1.2	1.2		ug/m3	1	1/28/2013 1:23:00 AM
Methyl Ethyl Ketone	2.4	0.90	J	ug/m3	1	1/28/2013 1:23:00 AM
Methyl Isobutyl Ketone	0.54	1.2	J	ug/m3	1	1/28/2013 1:23:00 AM
Methyl tert-butyl ether	< 0.55	0.55		ug/m3	1	1/28/2013 1:23:00 AM
Methylene chloride	2300 D	420		ug/m3	810	1/29/2013 1:10:00 AM
o-Xylene	0.62	0.66	J	ug/m3	1	1/28/2013 1:23:00 AM
Propylene	< 0.26	0.26		ug/m3	1	1/28/2013 1:23:00 AM
Styrene	0.69	0.65	J	ug/m3	1	1/28/2013 1:23:00 AM
Tetrachloroethylene	< 1.0	1.0		ug/m3	1	1/28/2013 1:23:00 AM
Tetrahydrofuran	23 D	4.5		ug/m3	10	1/28/2013 8:49:00 AM
Toluene	3.5	0.57	J	ug/m3	1	1/28/2013 1:23:00 AM
trans-1,2-Dichloroethene	54 D	6.0	J	ug/m3	10	1/28/2013 8:49:00 AM
trans-1,3-Dichloropropene	< 0.69	0.69		ug/m3	1	1/28/2013 1:23:00 AM
Trichloroethene	< 0.82	0.82		ug/m3	1	1/28/2013 1:23:00 AM
Vinyl acetate	< 0.54	0.54		ug/m3	1	1/28/2013 1:23:00 AM
Vinyl Bromide	< 0.67	0.67		ug/m3	1	1/28/2013 1:23:00 AM
Vinyl chloride	< 0.39	0.39		ug/m3	1	1/28/2013 1:23:00 AM

Qualifiers:

**	Reporting Limit	.	Results reported are not blank corrected
B	Analyte detected in the associated Method Blank	E	Value above quantitation range
H	Holding times for preparation or analysis exceeded	J	Analyte detected at or below quantitation limits
JN	Non-routine analyte. Quantitation estimated.	ND	Not Detected at the Reporting Limit
S	Spike Recovery outside accepted recovery limits		

Centek Laboratories, LLC

Date: *05-Feb-13*

CLIENT:	Arcadis	**Client Sample ID:**	IA-VMP-6
Lab Order:	C1301057	**Tag Number:**	351 339
Project:	LMC Corp NJ001050.0001	**Collection Date:**	1/24/2013
Lab ID:	C1301057-024A	**Matrix:**	AIR

Analyses	Result	**Limit	Qual	Units	DF	Date Analyzed
1UG/M3 W/ 0.25UG/M3 CT-TCE-VC		**TO-15**				Analyst: RJP
1,1,1-Trichloroethane	< 0.83	0.83		ug/m3	1	1/26/2013 1:54:00 AM
1,1,2,2-Tetrachloroethane	< 1.0	1.0		ug/m3	1	1/26/2013 1:54:00 AM
1,1,2-Trichloroethane	< 0.83	0.83		ug/m3	1	1/26/2013 1:54:00 AM
1,1-Dichloroethane	< 0.62	0.62		ug/m3	1	1/26/2013 1:54:00 AM
1,1-Dichloroethene	< 0.60	0.60		ug/m3	1	1/26/2013 1:54:00 AM
1,2,4-Trichlorobenzene	~~< 1.1~~	~~1.1~~	R	ug/m3	1	1/26/2013 1:54:00 AM
1,2,4-Trimethylbenzene	1.9	0.75		ug/m3	1	1/26/2013 1:54:00 AM
1,2-Dibromoethane	< 1.2	1.2		ug/m3	1	1/26/2013 1:54:00 AM
1,2-Dichlorobenzene	< 0.92	0.92		ug/m3	1	1/26/2013 1:54:00 AM
1,2-Dichloroethane	< 0.62	0.62		ug/m3	1	1/26/2013 1:54:00 AM
1,2-Dichloropropane	< 0.70	0.70		ug/m3	1	1/26/2013 1:54:00 AM
1,3,5-Trimethylbenzene	0.70	0.75	J	ug/m3	1	1/26/2013 1:54:00 AM
1,3-butadiene	< 0.34	0.34	J	ug/m3	1	1/26/2013 1:54:00 AM
1,3-Dichlorobenzene	< 0.92	0.92		ug/m3	1	1/26/2013 1:54:00 AM
1,4-Dichlorobenzene	< 0.92	0.92		ug/m3	1	1/26/2013 1:54:00 AM
1,4-Dioxane	~~< 1.1~~	~~1.1~~	R	ug/m3	1	1/26/2013 1:54:00 AM
2,2,4-trimethylpentane	< 0.71	0.71		ug/m3	1	1/26/2013 1:54:00 AM
4-ethyltoluene	0.50	0.75	J	ug/m3	1	1/26/2013 1:54:00 AM
Acetone	62 D	29	J	ug/m3	40	1/27/2013 4:32:00 AM
Allyl chloride	< 0.48	0.48		ug/m3	1	1/26/2013 1:54:00 AM
Benzene	1.6	0.49		ug/m3	1	1/26/2013 1:54:00 AM
Benzyl chloride	< 0.88	0.88		ug/m3	1	1/26/2013 1:54:00 AM
Bromodichloromethane	< 1.0	1.0		ug/m3	1	1/26/2013 1:54:00 AM
Bromoform	< 1.6	1.6		ug/m3	1	1/26/2013 1:54:00 AM
Bromomethane	< 0.59	0.59		ug/m3	1	1/26/2013 1:54:00 AM
Carbon disulfide	< 0.47	0.47		ug/m3	1	1/26/2013 1:54:00 AM
Carbon tetrachloride	0.70	0.26	J	ug/m3	1	1/26/2013 1:54:00 AM
Chlorobenzene	< 0.70	0.70		ug/m3	1	1/26/2013 1:54:00 AM
Chloroethane	< 0.40	0.40		ug/m3	1	1/26/2013 1:54:00 AM
Chloroform	0.55	0.74	J	ug/m3	1	1/26/2013 1:54:00 AM
Chloromethane	1.5	0.31	J	ug/m3	1	1/26/2013 1:54:00 AM
cis-1,2-Dichloroethene	< 0.60	0.60		ug/m3	1	1/26/2013 1:54:00 AM
cis-1,3-Dichloropropene	< 0.69	0.69		ug/m3	1	1/26/2013 1:54:00 AM
Cyclohexane	< 0.52	0.52		ug/m3	1	1/26/2013 1:54:00 AM
Dibromochloromethane	< 1.3	1.3		ug/m3	1	1/26/2013 1:54:00 AM
Ethyl acetate	1.2	0.92	J	ug/m3	1	1/26/2013 1:54:00 AM
Ethylbenzene	0.44	0.66	J	ug/m3	1	1/26/2013 1:54:00 AM
Freon 11	3.3	0.86		ug/m3	1	1/26/2013 1:54:00 AM
Freon 113	0.86	1.2	J	ug/m3	1	1/26/2013 1:54:00 AM
Freon 114	< 1.1	1.1		ug/m3	1	1/26/2013 1:54:00 AM

Qualifiers:

**	Reporting Limit	.	Results reported are not blank corrected
B	Analyte detected in the associated Method Blank	E	Value above quantitation range
H	Holding times for preparation or analysis exceeded	J	Analyte detected at or below quantitation limits
JN	Non-routine analyte. Quantitation estimated.	ND	Not Detected at the Reporting Limit
S	Spike Recovery outside accepted recovery limits		

Centek Laboratories, LLC

Date: *05-Feb-13*

CLIENT:	Arcadis	**Client Sample ID:**	IA-VMP-6
Lab Order:	C1301057	**Tag Number:**	351 339
Project:	LMC Corp NJ001050.0001	**Collection Date:**	1/24/2013
Lab ID:	C1301057-024A	**Matrix:**	AIR

Analyses	Result	**Limit	Qual	Units	DF	Date Analyzed
1UG/M3 W/ 0.25UG/M3 CT-TCE-VC		**TO-15**				Analyst: RJP
Freon 12	2.9	0.75		ug/m3	1	1/26/2013 1:54:00 AM
Heptane	7.5	0.62		ug/m3	1	1/26/2013 1:54:00 AM
Hexachloro-1,3-butadiene	~~< 1.6~~	~~1.6~~	R	ug/m3	1	1/26/2013 1:54:00 AM
Hexane	1.5	0.54	J	ug/m3	1	1/26/2013 1:54:00 AM
Isopropyl alcohol	3800 D	600		ug/m3	1620	1/27/2013 6:11:00 PM
m&p-Xylene	1.1	1.3	J	ug/m3	1	1/26/2013 1:54:00 AM
Methyl Butyl Ketone	~~< 1.2~~	~~1.2~~	R	ug/m3	1	1/26/2013 1:54:00 AM
Methyl Ethyl Ketone	2.7	0.90	J	ug/m3	1	1/26/2013 1:54:00 AM
Methyl Isobutyl Ketone	~~0.67~~	~~1.2~~	~~J~~ R	ug/m3	1	1/26/2013 1:54:00 AM
Methyl tert-butyl ether	< 0.55	0.55		ug/m3	1	1/26/2013 1:54:00 AM
Methylene chloride	2100 D	850		ug/m3	1620	1/27/2013 6:11:00 PM
o-Xylene	0.53	0.66	J	ug/m3	1	1/26/2013 1:54:00 AM
Propylene	< 0.26	0.26		ug/m3	1	1/26/2013 1:54:00 AM
Styrene	0.78	0.65		ug/m3	1	1/26/2013 1:54:00 AM
Tetrachloroethylene	< 1.0	1.0		ug/m3	1	1/26/2013 1:54:00 AM
Tetrahydrofuran	36 D	4.5		ug/m3	10	1/27/2013 3:59:00 AM
Toluene	5.6	0.57		ug/m3	1	1/26/2013 1:54:00 AM
trans-1,2-Dichloroethene	68 D	6.0		ug/m3	10	1/27/2013 3:59:00 AM
trans-1,3-Dichloropropene	< 0.69	0.69		ug/m3	1	1/26/2013 1:54:00 AM
Trichloroethene	0.22	0.22		ug/m3	1	1/26/2013 1:54:00 AM
Vinyl acetate	< 0.54	0.54		ug/m3	1	1/26/2013 1:54:00 AM
Vinyl Bromide	< 0.67	0.67		ug/m3	1	1/26/2013 1:54:00 AM
Vinyl chloride	< 0.10	0.10		ug/m3	1	1/26/2013 1:54:00 AM

Qualifiers:

**	Reporting Limit	.	Results reported are not blank corrected
B	Analyte detected in the associated Method Blank	E	Value above quantitation range
H	Holding times for preparation or analysis exceeded	J	Analyte detected at or below quantitation limits
JN	Non-routine analyte. Quantitation estimated.	ND	Not Detected at the Reporting Limit
S	Spike Recovery outside accepted recovery limits		

Centek Laboratories, LLC

Date: *05-Feb-13*

CLIENT:	Arcadis	**Client Sample ID:**	SS-VMP-GS1
Lab Order:	C1301057	**Tag Number:**	324 345
Project:	LMC Corp NJ001050.0001	**Collection Date:**	1/24/2013
Lab ID:	C1301057-025A	**Matrix:**	AIR

Analyses	Result	**Limit	Qual	Units	DF	Date Analyzed
1UG/M3 BY METHOD TO15		**TO-15**				Analyst: RJP
1,1,1-Trichloroethane	1.3	0.83		ug/m3	1	1/28/2013 1:58:00 AM
1,1,2,2-Tetrachloroethane	< 1.0	1.0		ug/m3	1	1/28/2013 1:58:00 AM
1,1,2-Trichloroethane	< 0.83	0.83		ug/m3	1	1/28/2013 1:58:00 AM
1,1-Dichloroethane	< 0.62	0.62		ug/m3	1	1/28/2013 1:58:00 AM
1,1-Dichloroethene	< 0.60	0.60		ug/m3	1	1/28/2013 1:58:00 AM
1,2,4-Trichlorobenzene	< 1.1	1.1		ug/m3	1	1/28/2013 1:58:00 AM
1,2,4-Trimethylbenzene	3.5	0.75		ug/m3	1	1/28/2013 1:58:00 AM
1,2-Dibromoethane	< 1.2	1.2	.	ug/m3	1	1/28/2013 1:58:00 AM
1,2-Dichlorobenzene	< 0.92	0.92		ug/m3	1	1/28/2013 1:58:00 AM
1,2-Dichloroethane	< 0.62	0.62		ug/m3	1	1/28/2013 1:58:00 AM
1,2-Dichloropropane	< 0.70	0.70		ug/m3	1	1/28/2013 1:58:00 AM
1,3,5-Trimethylbenzene	1.3	0.75		ug/m3	1	1/28/2013 1:58:00 AM
1,3-butadiene	< 0.34	0.34		ug/m3	1	1/28/2013 1:58:00 AM
1,3-Dichlorobenzene	< 0.92	0.92		ug/m3	1	1/28/2013 1:58:00 AM
1,4-Dichlorobenzene	< 0.92	0.92		ug/m3	1	1/28/2013 1:58:00 AM
1,4-Dioxane	< 1.1	1.1	J	ug/m3	1	1/28/2013 1:58:00 AM
2,2,4-trimethylpentane	< 0.71	0.71		ug/m3	1	1/28/2013 1:58:00 AM
4-ethyltoluene	0.75	0.75		ug/m3	1	1/28/2013 1:58:00 AM
Acetone	64	7.2	D	ug/m3	10	1/28/2013 4:49:00 PM
Allyl chloride	< 0.48	0.48		ug/m3	1	1/28/2013 1:58:00 AM
Benzene	1.6	0.49		ug/m3	1	1/28/2013 1:58:00 AM
Benzyl chloride	< 0.88	0.88		ug/m3	1	1/28/2013 1:58:00 AM
Bromodichloromethane	< 1.0	1.0		ug/m3	1	1/28/2013 1:58:00 AM
Bromoform	< 1.6	1.6		ug/m3	1	1/28/2013 1:58:00 AM
Bromomethane	< 0.59	0.59		ug/m3	1	1/28/2013 1:58:00 AM
Carbon disulfide	3.0	0.47		ug/m3	1	1/28/2013 1:58:00 AM
Carbon tetrachloride	< 0.96	0.96		ug/m3	1	1/28/2013 1:58:00 AM
Chlorobenzene	< 0.70	0.70		ug/m3	1	1/28/2013 1:58:00 AM
Chloroethane	< 0.40	0.40		ug/m3	1	1/28/2013 1:58:00 AM
Chloroform	< 0.74	0.74		ug/m3	1	1/28/2013 1:58:00 AM
Chloromethane	0.55	0.31		ug/m3	1	1/28/2013 1:58:00 AM
cis-1,2-Dichloroethene	< 0.60	0.60		ug/m3	1	1/28/2013 1:58:00 AM
cis-1,3-Dichloropropene	< 0.69	0.69		ug/m3	1	1/28/2013 1:58:00 AM
Cyclohexane	< 0.52	0.52		ug/m3	1	1/28/2013 1:58:00 AM
Dibromochloromethane	< 1.3	1.3		ug/m3	1	1/28/2013 1:58:00 AM
Ethyl acetate	0.44	0.92	J	ug/m3	1	1/28/2013 1:58:00 AM
Ethylbenzene	0.88	0.66		ug/m3	1	1/28/2013 1:58:00 AM
Freon 11	4.3	0.86		ug/m3	1	1/28/2013 1:58:00 AM
Freon 113	1.5	1.2		ug/m3	1	1/28/2013 1:58:00 AM
Freon 114	< 1.1	1.1		ug/m3	1	1/28/2013 1:58:00 AM

Qualifiers:

**	Reporting Limit	.	Results reported are not blank corrected
B	Analyte detected in the associated Method Blank	E	Value above quantitation range
H	Holding times for preparation or analysis exceeded	J	Analyte detected at or below quantitation limits
JN	Non-routine analyte. Quantitation estimated.	ND	Not Detected at the Reporting Limit
S	Spike Recovery outside accepted recovery limits		

Centek Laboratories, LLC

Date: *05-Feb-13*

CLIENT:	Arcadis	**Client Sample ID:**	SS-VMP-GS1
Lab Order:	C1301057	**Tag Number:**	324 345
Project:	LMC Corp NJ001050.0001	**Collection Date:**	1/24/2013
Lab ID:	C1301057-025A	**Matrix:**	AIR

Analyses	Result	**Limit	Qual	Units	DF	Date Analyzed
1UG/M3 BY METHOD TO15		TO-15				Analyst: RJP
Freon 12	2.8	0.75		ug/m3	1	1/28/2013 1:58:00 AM
Heptane	0.83	0.62		ug/m3	1	1/28/2013 1:58:00 AM
Hexachloro-1,3-butadiene	< 1.6	1.6		ug/m3	1	1/28/2013 1:58:00 AM
Hexane	1.9	0.54	J	ug/m3	1	1/28/2013 1:58:00 AM
Isopropyl alcohol	39 D	3.7	J	ug/m3	10	1/28/2013 4:49:00 PM
m&p-Xylene	2.4	1.3		ug/m3	1	1/28/2013 1:58:00 AM
Methyl Butyl Ketone	< 1.2	1.2		ug/m3	1	1/28/2013 1:58:00 AM
Methyl Ethyl Ketone	2.1	0.90	J	ug/m3	1	1/28/2013 1:58:00 AM
Methyl Isobutyl Ketone	1.5	1.2		ug/m3	1	1/28/2013 1:58:00 AM
Methyl tert-butyl ether	< 0.55	0.55		ug/m3	1	1/28/2013 1:58:00 AM
Methylene chloride	27 D	5.3		ug/m3	10	1/28/2013 4:49:00 PM
o-Xylene	1.1	0.66		ug/m3	1	1/28/2013 1:58:00 AM
Propylene	< 0.26	0.26		ug/m3	1	1/28/2013 1:58:00 AM
Styrene	0.48	0.65	J	ug/m3	1	1/28/2013 1:58:00 AM
Tetrachloroethylene	< 1.0	1.0		ug/m3	1	1/28/2013 1:58:00 AM
Tetrahydrofuran	0.54	0.45		ug/m3	1	1/28/2013 1:58:00 AM
Toluene	3.5	0.57		ug/m3	1	1/28/2013 1:58:00 AM
trans-1,2-Dichloroethene	0.69	0.60	J	ug/m3	1	1/28/2013 1:58:00 AM
trans-1,3-Dichloropropene	< 0.69	0.69		ug/m3	1	1/28/2013 1:58:00 AM
Trichloroethene	< 0.82	0.82		ug/m3	1	1/28/2013 1:58:00 AM
Vinyl acetate	< 0.54	0.54		ug/m3	1	1/28/2013 1:58:00 AM
Vinyl Bromide	< 0.67	0.67		ug/m3	1	1/28/2013 1:58:00 AM
Vinyl chloride	< 0.39	0.39		ug/m3	1	1/28/2013 1:58:00 AM

Qualifiers:

**	Reporting Limit	.	Results reported are not blank corrected
B	Analyte detected in the associated Method Blank	E	Value above quantitation range
H	Holding times for preparation or analysis exceeded	J	Analyte detected at or below quantitation limits
JN	Non-routine analyte. Quantitation estimated.	ND	Not Detected at the Reporting Limit
S	Spike Recovery outside accepted recovery limits		

Centek Laboratories, LLC

Date: *05-Feb-13*

CLIENT:	Arcadis	**Client Sample ID:**	IA-VMP-GS1
Lab Order:	C1301057	**Tag Number:**	86 391
Project:	LMC Corp NJ001050.0001	**Collection Date:**	1/24/2013
Lab ID:	C1301057-026A	**Matrix:**	AIR

Analyses	Result	**Limit	Qual	Units	DF	Date Analyzed
1UG/M3 W/ 0.25UG/M3 CT-TCE-VC		**TO-15**				Analyst: RJP
1,1,1-Trichloroethane	< 0.83	0.83		ug/m3	1	1/26/2013 3:00:00 AM
1,1,2,2-Tetrachloroethane	< 1.0	1.0		ug/m3	1	1/26/2013 3:00:00 AM
1,1,2-Trichloroethane	< 0.83	0.83		ug/m3	1	1/26/2013 3:00:00 AM
1,1-Dichloroethane	< 0.62	0.62		ug/m3	1	1/26/2013 3:00:00 AM
1,1-Dichloroethene	< 0.60	0.60		ug/m3	1	1/26/2013 3:00:00 AM
1,2,4-Trichlorobenzene	~~< 1.1~~	~~1.1~~	R	ug/m3	1	1/26/2013 3:00:00 AM
1,2,4-Trimethylbenzene	0.65	0.75	J	ug/m3	1	1/26/2013 3:00:00 AM
1,2-Dibromoethane	< 1.2	1.2		ug/m3	1	1/26/2013 3:00:00 AM
1,2-Dichlorobenzene	< 0.92	0.92		ug/m3	1	1/26/2013 3:00:00 AM
1,2-Dichloroethane	< 0.62	0.62		ug/m3	1	1/26/2013 3:00:00 AM
1,2-Dichloropropane	< 0.70	0.70		ug/m3	1	1/26/2013 3:00:00 AM
1,3,5-Trimethylbenzene	< 0.75	0.75	J	ug/m3	1	1/26/2013 3:00:00 AM
1,3-butadiene	< 0.34	0.34	J	ug/m3	1	1/26/2013 3:00:00 AM
1,3-Dichlorobenzene	< 0.92	0.92		ug/m3	1	1/26/2013 3:00:00 AM
1,4-Dichlorobenzene	< 0.92	0.92		ug/m3	1	1/26/2013 3:00:00 AM
1,4-Dioxane	~~2.7~~	~~1.1~~	R	ug/m3	1	1/26/2013 3:00:00 AM
2,2,4-trimethylpentane	< 0.71	0.71		ug/m3	1	1/26/2013 3:00:00 AM
4-ethyltoluene	< 0.75	0.75	J	ug/m3	1	1/26/2013 3:00:00 AM
Acetone	21 D	7.2	J	ug/m3	10	1/27/2013 5:05:00 AM
Allyl chloride	< 0.48	0.48		ug/m3	1	1/26/2013 3:00:00 AM
Benzene	1.6	0.49		ug/m3	1	1/26/2013 3:00:00 AM
Benzyl chloride	< 0.88	0.88		ug/m3	1	1/26/2013 3:00:00 AM
Bromodichloromethane	< 1.0	1.0		ug/m3	1	1/26/2013 3:00:00 AM
Bromoform	< 1.6	1.6		ug/m3	1	1/26/2013 3:00:00 AM
Bromomethane	< 0.59	0.59		ug/m3	1	1/26/2013 3:00:00 AM
Carbon disulfide	< 0.47	0.47		ug/m3	1	1/26/2013 3:00:00 AM
Carbon tetrachloride	0.83	0.26	J	ug/m3	1	1/26/2013 3:00:00 AM
Chlorobenzene	< 0.70	0.70		ug/m3	1	1/26/2013 3:00:00 AM
Chloroethane	< 0.40	0.40		ug/m3	1	1/26/2013 3:00:00 AM
Chloroform	< 0.74	0.74		ug/m3	1	1/26/2013 3:00:00 AM
Chloromethane	1.2	0.31	J	ug/m3	1	1/26/2013 3:00:00 AM
cis-1,2-Dichloroethene	< 0.60	0.60		ug/m3	1	1/26/2013 3:00:00 AM
cis-1,3-Dichloropropene	< 0.69	0.69		ug/m3	1	1/26/2013 3:00:00 AM
Cyclohexane	< 0.52	0.52		ug/m3	1	1/26/2013 3:00:00 AM
Dibromochloromethane	< 1.3	1.3		ug/m3	1	1/26/2013 3:00:00 AM
Ethyl acetate	< 0.92	0.92	J	ug/m3	1	1/26/2013 3:00:00 AM
Ethylbenzene	< 0.66	0.66		ug/m3	1	1/26/2013 3:00:00 AM
Freon 11	1.9	0.86		ug/m3	1	1/26/2013 3:00:00 AM
Freon 113	0.86	1.2	J	ug/m3	1	1/26/2013 3:00:00 AM
Freon 114	< 1.1	1.1		ug/m3	1	1/26/2013 3:00:00 AM

Qualifiers:

**	Reporting Limit	.	Results reported are not blank corrected
B	Analyte detected in the associated Method Blank	E	Value above quantitation range
H	Holding times for preparation or analysis exceeded	J	Analyte detected at or below quantitation limits
JN	Non-routine analyte. Quantitation estimated.	ND	Not Detected at the Reporting Limit
S	Spike Recovery outside accepted recovery limits		

Centek Laboratories, LLC

Date: *05-Feb-13*

CLIENT:	Arcadis	**Client Sample ID:**	IA-VMP-GS1
Lab Order:	C1301057	**Tag Number:**	86 391
Project:	LMC Corp NJ001050.0001	**Collection Date:**	1/24/2013
Lab ID:	C1301057-026A	**Matrix:**	AIR

Analyses	Result	**Limit	Qual	Units	DF	Date Analyzed
1UG/M3 W/ 0.25UG/M3 CT-TCE-VC		**TO-15**				Analyst: RJP
Freon 12	3.1	0.75		ug/m3	1	1/26/2013 3:00:00 AM
Heptane	0.46	0.62	J	ug/m3	1	1/26/2013 3:00:00 AM
Hexachloro-1,3-butadiene	~~< 1.6~~	~~1.6~~	R	ug/m3	1	1/26/2013 3:00:00 AM
Hexane	< 0.54	0.54	J	ug/m3	1	1/26/2013 3:00:00 AM
Isopropyl alcohol	81 D J	3.7		ug/m3	10	1/27/2013 5:05:00 AM
m&p-Xylene	0.66	1.3	J	ug/m3	1	1/26/2013 3:00:00 AM
Methyl Butyl Ketone	~~< 1.2~~	~~1.2~~	R	ug/m3	1	1/26/2013 3:00:00 AM
Methyl Ethyl Ketone	0.75	0.90	J	ug/m3	1	1/26/2013 3:00:00 AM
Methyl Isobutyl Ketone	~~< 1.2~~	~~1.2~~	R	ug/m3	1	1/26/2013 3:00:00 AM
Methyl tert-butyl ether	< 0.55	0.55		ug/m3	1	1/26/2013 3:00:00 AM
Methylene chloride	7.0	0.53		ug/m3	1	1/26/2013 3:00:00 AM
o-Xylene	< 0.66	0.66		ug/m3	1	1/26/2013 3:00:00 AM
Propylene	< 0.26	0.26		ug/m3	1	1/26/2013 3:00:00 AM
Styrene	< 0.65	0.65		ug/m3	1	1/26/2013 3:00:00 AM
Tetrachloroethylene	< 1.0	1.0		ug/m3	1	1/26/2013 3:00:00 AM
Tetrahydrofuran	< 0.45	0.45	J	ug/m3	1	1/26/2013 3:00:00 AM
Toluene	2.3	0.57		ug/m3	1	1/26/2013 3:00:00 AM
trans-1,2-Dichloroethene	< 0.60	0.60		ug/m3	1	1/26/2013 3:00:00 AM
trans-1,3-Dichloropropene	< 0.69	0.69		ug/m3	1	1/26/2013 3:00:00 AM
Trichloroethene	0.55	0.22		ug/m3	1	1/26/2013 3:00:00 AM
Vinyl acetate	< 0.54	0.54		ug/m3	1	1/26/2013 3:00:00 AM
Vinyl Bromide	< 0.67	0.67		ug/m3	1	1/26/2013 3:00:00 AM
Vinyl chloride	< 0.10	0.10		ug/m3	1	1/26/2013 3:00:00 AM

Qualifiers:

**	Reporting Limit	.	Results reported are not blank corrected
B	Analyte detected in the associated Method Blank	E	Value above quantitation range
H	Holding times for preparation or analysis exceeded	J	Analyte detected at or below quantitation limits
JN	Non-routine analyte. Quantitation estimated.	ND	Not Detected at the Reporting Limit
S	Spike Recovery outside accepted recovery limits		

Centek Laboratories, LLC

Date: *05-Feb-13*

CLIENT:	Arcadis	**Client Sample ID:**	SS-VMP-6B
Lab Order:	C1301057	**Tag Number:**	318 387
Project:	LMC Corp NJ001050.0001	**Collection Date:**	1/24/2013
Lab ID:	C1301057-027A	**Matrix:**	AIR

Analyses	Result	**Limit	Qual	Units	DF	Date Analyzed
1UG/M3 BY METHOD TO15		TO-15				Analyst: RJP
1,1,1-Trichloroethane	< 0.83	0.83		ug/m3	1	1/28/2013 2:33:00 AM
1,1,2,2-Tetrachloroethane	< 1.0	1.0		ug/m3	1	1/28/2013 2:33:00 AM
1,1,2-Trichloroethane	< 0.83	0.83		ug/m3	1	1/28/2013 2:33:00 AM
1,1-Dichloroethane	< 0.62	0.62		ug/m3	1	1/28/2013 2:33:00 AM
1,1-Dichloroethene	< 0.60	0.60		ug/m3	1	1/28/2013 2:33:00 AM
1,2,4-Trichlorobenzene	< 1.1	1.1		ug/m3	1	1/28/2013 2:33:00 AM
1,2,4-Trimethylbenzene	1.5	0.75	J	ug/m3	1	1/28/2013 2:33:00 AM
1,2-Dibromoethane	< 1.2	1.2		ug/m3	1	1/28/2013 2:33:00 AM
1,2-Dichlorobenzene	< 0.92	0.92		ug/m3	1	1/28/2013 2:33:00 AM
1,2-Dichloroethane	< 0.62	0.62		ug/m3	1	1/28/2013 2:33:00 AM
1,2-Dichloropropane	< 0.70	0.70		ug/m3	1	1/28/2013 2:33:00 AM
1,3,5-Trimethylbenzene	0.85	0.75	J	ug/m3	1	1/28/2013 2:33:00 AM
1,3-butadiene	< 0.34	0.34		ug/m3	1	1/28/2013 2:33:00 AM
1,3-Dichlorobenzene	< 0.92	0.92		ug/m3	1	1/28/2013 2:33:00 AM
1,4-Dichlorobenzene	< 0.92	0.92		ug/m3	1	1/28/2013 2:33:00 AM
1,4-Dioxane	< 1.1	1.1	J	ug/m3	1	1/28/2013 2:33:00 AM
2,2,4-trimethylpentane	< 0.71	0.71		ug/m3	1	1/28/2013 2:33:00 AM
4-ethyltoluene	0.65	0.75	J	ug/m3	1	1/28/2013 2:33:00 AM
Acetone	35 D	7.2		ug/m3	10	1/28/2013 2:01:00 PM
Allyl chloride	< 0.48	0.48		ug/m3	1	1/28/2013 2:33:00 AM
Benzene	1.4	0.49		ug/m3	1	1/28/2013 2:33:00 AM
Benzyl chloride	< 0.88	0.88		ug/m3	1	1/28/2013 2:33:00 AM
Bromodichloromethane	< 1.0	1.0		ug/m3	1	1/28/2013 2:33:00 AM
Bromoform	< 1.6	1.6		ug/m3	1	1/28/2013 2:33:00 AM
Bromomethane	< 0.59	0.59		ug/m3	1	1/28/2013 2:33:00 AM
Carbon disulfide	< 0.47	0.47		ug/m3	1	1/28/2013 2:33:00 AM
Carbon tetrachloride	0.64	0.96	J	ug/m3	1	1/28/2013 2:33:00 AM
Chlorobenzene	< 0.70	0.70		ug/m3	1	1/28/2013 2:33:00 AM
Chloroethane	< 0.40	0.40		ug/m3	1	1/28/2013 2:33:00 AM
Chloroform	0.69	0.74	J	ug/m3	1	1/28/2013 2:33:00 AM
Chloromethane	1.4	0.31		ug/m3	1	1/28/2013 2:33:00 AM
cis-1,2-Dichloroethene	< 0.60	0.60		ug/m3	1	1/28/2013 2:33:00 AM
cis-1,3-Dichloropropene	< 0.69	0.69		ug/m3	1	1/28/2013 2:33:00 AM
Cyclohexane	< 0.52	0.52		ug/m3	1	1/28/2013 2:33:00 AM
Dibromochloromethane	< 1.3	1.3		ug/m3	1	1/28/2013 2:33:00 AM
Ethyl acetate	1.1	0.92		ug/m3	1	1/28/2013 2:33:00 AM
Ethylbenzene	0.79	0.66	J	ug/m3	1	1/28/2013 2:33:00 AM
Freon 11	3.3	0.86		ug/m3	1	1/28/2013 2:33:00 AM
Freon 113	< 1.2	1.2		ug/m3	1	1/28/2013 2:33:00 AM
Freon 114	< 1.1	1.1		ug/m3	1	1/28/2013 2:33:00 AM

Qualifiers:

**	Reporting Limit	.	Results reported are not blank corrected
B	Analyte detected in the associated Method Blank	E	Value above quantitation range
H	Holding times for preparation or analysis exceeded	J	Analyte detected at or below quantitation limits
JN	Non-routine analyte. Quantitation estimated.	ND	Not Detected at the Reporting Limit
S	Spike Recovery outside accepted recovery limits		

Centek Laboratories, LLC

Date: *05-Feb-13*

CLIENT:	Arcadis	**Client Sample ID:**	SS-VMP-6B
Lab Order:	C1301057	**Tag Number:**	318 387
Project:	LMC Corp NJ001050.0001	**Collection Date:**	1/24/2013
Lab ID:	C1301057-027A	**Matrix:**	AIR

Analyses	Result		**Limit	Qual	Units	DF	Date Analyzed
1UG/M3 BY METHOD TO15			TO-15				Analyst: RJP
Freon 12	2.9		0.75		ug/m3	1	1/28/2013 2:33:00 AM
Heptane	5.4		0.62		ug/m3	1	1/28/2013 2:33:00 AM
Hexachloro-1,3-butadiene	< 1.6		1.6		ug/m3	1	1/28/2013 2:33:00 AM
Hexane	1.0		0.54	J	ug/m3	1	1/28/2013 2:33:00 AM
Isopropyl alcohol	2700	D	300	J	ug/m3	810	1/29/2013 2:18:00 AM
m&p-Xylene	1.6		1.3	J	ug/m3	1	1/28/2013 2:33:00 AM
Methyl Butyl Ketone	< 1.2		1.2		ug/m3	1	1/28/2013 2:33:00 AM
Methyl Ethyl Ketone	2.9		0.90	J	ug/m3	1	1/28/2013 2:33:00 AM
Methyl Isobutyl Ketone	< 1.2		1.2		ug/m3	1	1/28/2013 2:33:00 AM
Methyl tert-butyl ether	< 0.55		0.55		ug/m3	1	1/28/2013 2:33:00 AM
Methylene chloride	1300	D	420		ug/m3	810	1/29/2013 2:18:00 AM
o-Xylene	0.53		0.66	J	ug/m3	1	1/28/2013 2:33:00 AM
Propylene	< 0.26		0.26		ug/m3	1	1/28/2013 2:33:00 AM
Styrene	1.3		0.65	J	ug/m3	1	1/28/2013 2:33:00 AM
Tetrachloroethylene	< 1.0		1.0		ug/m3	1	1/28/2013 2:33:00 AM
Tetrahydrofuran	6.6	D	4.5	J	ug/m3	10	1/28/2013 2:01:00 PM
Toluene	3.7		0.57	J	ug/m3	1	1/28/2013 2:33:00 AM
trans-1,2-Dichloroethene	36	D	6.0	J	ug/m3	10	1/28/2013 2:01:00 PM
trans-1,3-Dichloropropene	< 0.69		0.69		ug/m3	1	1/28/2013 2:33:00 AM
Trichloroethene	< 0.82		0.82		ug/m3	1	1/28/2013 2:33:00 AM
Vinyl acetate	< 0.54		0.54		ug/m3	1	1/28/2013 2:33:00 AM
Vinyl Bromide	< 0.67		0.67		ug/m3	1	1/28/2013 2:33:00 AM
Vinyl chloride	< 0.39		0.39		ug/m3	1	1/28/2013 2:33:00 AM

Qualifiers:

**	Reporting Limit	,	Results reported are not blank corrected
B	Analyte detected in the associated Method Blank	E	Value above quantitation range
H	Holding times for preparation or analysis exceeded	J	Analyte detected at or below quantitation limits
JN	Non-routine analyte. Quantitation estimated.	ND	Not Detected at the Reporting Limit
S	Spike Recovery outside accepted recovery limits		

Centek Laboratories, LLC

Date: *05-Feb-13*

CLIENT:	Arcadis	**Client Sample ID:**	IA-VMP-6B
Lab Order:	C1301057	**Tag Number:**	131 268
Project:	LMC Corp NJ001050.0001	**Collection Date:**	1/24/2013
Lab ID:	C1301057-028A	**Matrix:**	AIR

Analyses	Result	**Limit	Qual	Units	DF	Date Analyzed
1UG/M3 W/ 0.25UG/M3 CT-TCE-VC		**TO-15**				Analyst: **RJP**
1,1,1-Trichloroethane	< 0.83	0.83		ug/m3	1	1/28/2013 3:08:00 AM
1,1,2,2-Tetrachloroethane	< 1.0	1.0		ug/m3	1	1/28/2013 3:08:00 AM
1,1,2-Trichloroethane	< 0.83	0.83		ug/m3	1	1/28/2013 3:08:00 AM
1,1-Dichloroethane	< 0.62	0.62		ug/m3	1	1/28/2013 3:08:00 AM
1,1-Dichloroethene	< 0.60	0.60		ug/m3	1	1/28/2013 3:08:00 AM
1,2,4-Trichlorobenzene	< 1.1	1.1		ug/m3	1	1/28/2013 3:08:00 AM
1,2,4-Trimethylbenzene	1.4	0.75		ug/m3	1	1/28/2013 3:08:00 AM
1,2-Dibromoethane	< 1.2	1.2		ug/m3	1	1/28/2013 3:08:00 AM
1,2-Dichlorobenzene	< 0.92	0.92		ug/m3	1	1/28/2013 3:08:00 AM
1,2-Dichloroethane	< 0.62	0.62		ug/m3	1	1/28/2013 3:08:00 AM
1,2-Dichloropropane	< 0.70	0.70		ug/m3	1	1/28/2013 3:08:00 AM
1,3,5-Trimethylbenzene	0.50	0.75	J	ug/m3	1	1/28/2013 3:08:00 AM
1,3-butadiene	< 0.34	0.34		ug/m3	1	1/28/2013 3:08:00 AM
1,3-Dichlorobenzene	< 0.92	0.92		ug/m3	1	1/28/2013 3:08:00 AM
1,4-Dichlorobenzene	< 0.92	0.92		ug/m3	1	1/28/2013 3:08:00 AM
1,4-Dioxane	< 1.1	1.1	J	ug/m3	1	1/28/2013 3:08:00 AM
2,2,4-trimethylpentane	< 0.71	0.71		ug/m3	1	1/28/2013 3:08:00 AM
4-ethyltoluene	< 0.75	0.75		ug/m3	1	1/28/2013 3:08:00 AM
Acetone	37 D	7.2		ug/m3	10	1/28/2013 2:34:00 PM
Allyl chloride	< 0.48	0.48		ug/m3	1	1/28/2013 3:08:00 AM
Benzene	1.3	0.49		ug/m3	1	1/28/2013 3:08:00 AM
Benzyl chloride	< 0.88	0.88		ug/m3	1	1/28/2013 3:08:00 AM
Bromodichloromethane	< 1.0	1.0		ug/m3	1	1/28/2013 3:08:00 AM
Bromoform	< 1.6	1.6		ug/m3	1	1/28/2013 3:08:00 AM
Bromomethane	< 0.59	0.59		ug/m3	1	1/28/2013 3:08:00 AM
Carbon disulfide	< 0.47	0.47		ug/m3	1	1/28/2013 3:08:00 AM
Carbon tetrachloride	0.64	0.26		ug/m3	1	1/28/2013 3:08:00 AM
Chlorobenzene	< 0.70	0.70		ug/m3	1	1/28/2013 3:08:00 AM
Chloroethane	< 0.40	0.40		ug/m3	1	1/28/2013 3:08:00 AM
Chloroform	0.69	0.74	J	ug/m3	1	1/28/2013 3:08:00 AM
Chloromethane	1.3	0.31		ug/m3	1	1/28/2013 3:08:00 AM
cis-1,2-Dichloroethene	< 0.60	0.60		ug/m3	1	1/28/2013 3:08:00 AM
cis-1,3-Dichloropropene	< 0.69	0.69		ug/m3	1	1/28/2013 3:08:00 AM
Cyclohexane	< 0.52	0.52		ug/m3	1	1/28/2013 3:08:00 AM
Dibromochloromethane	< 1.3	1.3		ug/m3	1	1/28/2013 3:08:00 AM
Ethyl acetate	1.3	0.92		ug/m3	1	1/28/2013 3:08:00 AM
Ethylbenzene	< 0.66	0.66		ug/m3	1	1/28/2013 3:08:00 AM
Freon 11	3.2	0.86		ug/m3	1	1/28/2013 3:08:00 AM
Freon 113	< 1.2	1.2		ug/m3	1	1/28/2013 3:08:00 AM
Freon 114	< 1.1	1.1		ug/m3	1	1/28/2013 3:08:00 AM

Qualifiers:

**	Reporting Limit	.	Results reported are not blank corrected
B	Analyte detected in the associated Method Blank	E	Value above quantitation range
H	Holding times for preparation or analysis exceeded	J	Analyte detected at or below quantitation limits
JN	Non-routine analyte. Quantitation estimated.	ND	Not Detected at the Reporting Limit
S	Spike Recovery outside accepted recovery limits		

Centek Laboratories, LLC

Date: *05-Feb-13*

CLIENT:	Arcadis	**Client Sample ID:**	IA-VMP-6B
Lab Order:	C1301057	**Tag Number:**	131 268
Project:	LMC Corp NJ001050.0001	**Collection Date:**	1/24/2013
Lab ID:	C1301057-028A	**Matrix:**	AIR

Analyses	Result	**Limit	Qual	Units	DF	Date Analyzed
1UG/M3 W/ 0.25UG/M3 CT-TCE-VC		TO-15				Analyst: RJP
Freon 12	3.0	0.75		ug/m3	1	1/28/2013 3:08:00 AM
Heptane	4.7	0.62		ug/m3	1	1/28/2013 3:08:00 AM
Hexachloro-1,3-butadiene	< 1.6	1.6		ug/m3	1	1/28/2013 3:08:00 AM
Hexane	0.97	0.54	J	ug/m3	1	1/28/2013 3:08:00 AM
Isopropyl alcohol	3200 D	300	J	ug/m3	810	1/29/2013 2:51:00 AM
m&p-Xylene	0.88	1.3	J	ug/m3	1	1/28/2013 3:08:00 AM
Methyl Butyl Ketone	< 1.2	1.2		ug/m3	1	1/28/2013 3:08:00 AM
Methyl Ethyl Ketone	1.5	0.90	J	ug/m3	1	1/28/2013 3:08:00 AM
Methyl Isobutyl Ketone	0.54	1.2	J	ug/m3	1	1/28/2013 3:08:00 AM
Methyl tert-butyl ether	< 0.55	0.55		ug/m3	1	1/28/2013 3:08:00 AM
Methylene chloride	660 D	420		ug/m3	810	1/29/2013 2:51:00 AM
o-Xylene	< 0.66	0.66		ug/m3	1	1/28/2013 3:08:00 AM
Propylene	< 0.26	0.26		ug/m3	1	1/28/2013 3:08:00 AM
Styrene	0.95	0.65		ug/m3	1	1/28/2013 3:08:00 AM
Tetrachloroethylene	< 1.0	1.0		ug/m3	1	1/28/2013 3:08:00 AM
Tetrahydrofuran	6.3 D	4.5	J	ug/m3	10	1/28/2013 2:34:00 PM
Toluene	4.2	0.57		ug/m3	1	1/28/2013 3:08:00 AM
trans-1,2-Dichloroethene	50 D	6.0	J	ug/m3	10	1/28/2013 2:34:00 PM
trans-1,3-Dichloropropene	< 0.69	0.69		ug/m3	1	1/28/2013 3:08:00 AM
Trichloroethene	0.22	0.22		ug/m3	1	1/28/2013 3:08:00 AM
Vinyl acetate	1.8	0.54		ug/m3	1	1/28/2013 3:08:00 AM
Vinyl Bromide	< 0.67	0.67		ug/m3	1	1/28/2013 3:08:00 AM
Vinyl chloride	< 0.10	0.10		ug/m3	1	1/28/2013 3:08:00 AM

Qualifiers:

**	Reporting Limit	.	Results reported are not blank corrected
B	Analyte detected in the associated Method Blank	E	Value above quantitation range
H	Holding times for preparation or analysis exceeded	J	Analyte detected at or below quantitation limits
JN	Non-routine analyte. Quantitation estimated.	ND	Not Detected at the Reporting Limit
S	Spike Recovery outside accepted recovery limits		

Centek Laboratories, LLC

Date: *05-Feb-13*

CLIENT:	Arcadis	**Client Sample ID:**	SS-VMP-4
Lab Order:	C1301057	**Tag Number:**	189 156
Project:	LMC Corp NJ001050.0001	**Collection Date:**	1/24/2013
Lab ID:	C1301057-029A	**Matrix:**	AIR

Analyses	Result	**Limit	Qual	Units	DF	Date Analyzed
1UG/M3 BY METHOD TO15		TO-15				Analyst: RJP
1,1,1-Trichloroethane	< 0.83	0.83		ug/m3	1	1/28/2013 3:43:00 AM
1,1,2,2-Tetrachloroethane	< 1.0	1.0		ug/m3	1	1/28/2013 3:43:00 AM
1,1,2-Trichloroethane	< 0.83	0.83		ug/m3	1	1/28/2013 3:43:00 AM
1,1-Dichloroethane	< 0.62	0.62		ug/m3	1	1/28/2013 3:43:00 AM
1,1-Dichloroethene	< 0.60	0.60		ug/m3	1	1/28/2013 3:43:00 AM
1,2,4-Trichlorobenzene	< 1.1	1.1		ug/m3	1	1/28/2013 3:43:00 AM
1,2,4-Trimethylbenzene	0.80	0.75		ug/m3	1	1/28/2013 3:43:00 AM
1,2-Dibromoethane	< 1.2	1.2		ug/m3	1	1/28/2013 3:43:00 AM
1,2-Dichlorobenzene	< 0.92	0.92		ug/m3	1	1/28/2013 3:43:00 AM
1,2-Dichloroethane	< 0.62	0.62		ug/m3	1	1/28/2013 3:43:00 AM
1,2-Dichloropropane	< 0.70	0.70		ug/m3	1	1/28/2013 3:43:00 AM
1,3,5-Trimethylbenzene	< 0.75	0.75		ug/m3	1	1/28/2013 3:43:00 AM
1,3-butadiene	< 0.34	0.34		ug/m3	1	1/28/2013 3:43:00 AM
1,3-Dichlorobenzene	< 0.92	0.92		ug/m3	1	1/28/2013 3:43:00 AM
1,4-Dichlorobenzene	< 0.92	0.92		ug/m3	1	1/28/2013 3:43:00 AM
1,4-Dioxane	< 1.1	1.1	J	ug/m3	1	1/28/2013 3:43:00 AM
2,2,4-trimethylpentane	< 0.71	0.71		ug/m3	1	1/28/2013 3:43:00 AM
4-ethyltoluene	< 0.75	0.75		ug/m3	1	1/28/2013 3:43:00 AM
Acetone	26 D	7.2		ug/m3	10	1/28/2013 3:08:00 PM
Allyl chloride	< 0.48	0.48		ug/m3	1	1/28/2013 3:43:00 AM
Benzene	1.1	0.49		ug/m3	1	1/28/2013 3:43:00 AM
Benzyl chloride	< 0.88	0.88		ug/m3	1	1/28/2013 3:43:00 AM
Bromodichloromethane	< 1.0	1.0		ug/m3	1	1/28/2013 3:43:00 AM
Bromoform	< 1.6	1.6		ug/m3	1	1/28/2013 3:43:00 AM
Bromomethane	< 0.59	0.59		ug/m3	1	1/28/2013 3:43:00 AM
Carbon disulfide	< 0.47	0.47		ug/m3	1	1/28/2013 3:43:00 AM
Carbon tetrachloride	0.64	0.96	J	ug/m3	1	1/28/2013 3:43:00 AM
Chlorobenzene	< 0.70	0.70		ug/m3	1	1/28/2013 3:43:00 AM
Chloroethane	< 0.40	0.40		ug/m3	1	1/28/2013 3:43:00 AM
Chloroform	< 0.74	0.74		ug/m3	1	1/28/2013 3:43:00 AM
Chloromethane	1.2	0.31		ug/m3	1	1/28/2013 3:43:00 AM
cis-1,2-Dichloroethene	< 0.60	0.60		ug/m3	1	1/28/2013 3:43:00 AM
cis-1,3-Dichloropropene	< 0.69	0.69		ug/m3	1	1/28/2013 3:43:00 AM
Cyclohexane	< 0.52	0.52		ug/m3	1	1/28/2013 3:43:00 AM
Dibromochloromethane	< 1.3	1.3		ug/m3	1	1/28/2013 3:43:00 AM
Ethyl acetate	0.55	0.92	J	ug/m3	1	1/28/2013 3:43:00 AM
Ethylbenzene	0.88	0.66		ug/m3	1	1/28/2013 3:43:00 AM
Freon 11	27 D	8.6		ug/m3	10	1/28/2013 3:08:00 PM
Freon 113	< 1.2	1.2		ug/m3	1	1/28/2013 3:43:00 AM
Freon 114	< 1.1	1.1		ug/m3	1	1/28/2013 3:43:00 AM

Qualifiers:

**	Reporting Limit	.	Results reported are not blank corrected
B	Analyte detected in the associated Method Blank	E	Value above quantitation range
H	Holding times for preparation or analysis exceeded	J	Analyte detected at or below quantitation limits
JN	Non-routine analyte. Quantitation estimated.	ND	Not Detected at the Reporting Limit
S	Spike Recovery outside accepted recovery limits		

Centek Laboratories, LLC

Date: *05-Feb-13*

CLIENT:	Arcadis	**Client Sample ID:**	SS-VMP-4
Lab Order:	C1301057	**Tag Number:**	189 156
Project:	LMC Corp NJ001050.0001	**Collection Date:**	1/24/2013
Lab ID:	C1301057-029A	**Matrix:**	AIR

Analyses	Result	**Limit	Qual	Units	DF	Date Analyzed
1UG/M3 BY METHOD TO15		TO-15				Analyst: RJP
Freon 12	2.9	0.75		ug/m3	1	1/28/2013 3:43:00 AM
Heptane	0.67	0.62		ug/m3	1	1/28/2013 3:43:00 AM
Hexachloro-1,3-butadiene	< 1.6	1.6		ug/m3	1	1/28/2013 3:43:00 AM
Hexane	< 0.54	0.54	J	ug/m3	1	1/28/2013 3:43:00 AM
Isopropyl alcohol	970 D	100	J	ug/m3	270	1/29/2013 3:25:00 AM
m&p-Xylene	1.3	1.3		ug/m3	1	1/28/2013 3:43:00 AM
Methyl Butyl Ketone	< 1.2	1.2		ug/m3	1	1/28/2013 3:43:00 AM
Methyl Ethyl Ketone	4.0	0.90	J	ug/m3	1	1/28/2013 3:43:00 AM
Methyl Isobutyl Ketone	< 1.2	1.2		ug/m3	1	1/28/2013 3:43:00 AM
Methyl tert-butyl ether	< 0.55	0.55		ug/m3	1	1/28/2013 3:43:00 AM
Methylene chloride	49 D	5.3		ug/m3	10	1/28/2013 3:08:00 PM
o-Xylene	0.53	0.66	J	ug/m3	1	1/28/2013 3:43:00 AM
Propylene	< 0.26	0.26		ug/m3	1	1/28/2013 3:43:00 AM
Styrene	2.7	0.65		ug/m3	1	1/28/2013 3:43:00 AM
Tetrachloroethylene	< 1.0	1.0		ug/m3	1	1/28/2013 3:43:00 AM
Tetrahydrofuran	1.3	0.45		ug/m3	1	1/28/2013 3:43:00 AM
Toluene	2.5	0.57		ug/m3	1	1/28/2013 3:43:00 AM
trans-1,2-Dichloroethene	11 D	6.0	J	ug/m3	10	1/28/2013 3:08:00 PM
trans-1,3-Dichloropropene	< 0.69	0.69		ug/m3	1	1/28/2013 3:43:00 AM
Trichloroethene	< 0.82	0.82		ug/m3	1	1/28/2013 3:43:00 AM
Vinyl acetate	< 0.54	0.54		ug/m3	1	1/28/2013 3:43:00 AM
Vinyl Bromide	< 0.67	0.67		ug/m3	1	1/28/2013 3:43:00 AM
Vinyl chloride	< 0.39	0.39		ug/m3	1	1/28/2013 3:43:00 AM

Qualifiers:

**	Reporting Limit	.	Results reported are not blank corrected
B	Analyte detected in the associated Method Blank	E	Value above quantitation range
H	Holding times for preparation or analysis exceeded	J	Analyte detected at or below quantitation limits
JN	Non-routine analyte. Quantitation estimated.	ND	Not Detected at the Reporting Limit
S	Spike Recovery outside accepted recovery limits		

Centek Laboratories, LLC

Date: *05-Feb-13*

CLIENT:	Arcadis	**Client Sample ID:**	IA-VMP-4
Lab Order:	C1301057	**Tag Number:**	483 374
Project:	LMC Corp NJ001050.0001	**Collection Date:**	1/24/2013
Lab ID:	C1301057-030A	**Matrix:**	AIR

Analyses	Result	**Limit	Qual	Units	DF	Date Analyzed
1UG/M3 W/ 0.25UG/M3 CT-TCE-VC		**TO-15**				Analyst: RJP
1,1,1-Trichloroethane	< 0.83	0.83		ug/m3	1	1/26/2013 4:42:00 AM
1,1,2,2-Tetrachloroethane	< 1.0	1.0		ug/m3	1	1/26/2013 4:42:00 AM
1,1,2-Trichloroethane	< 0.83	0.83		ug/m3	1	1/26/2013 4:42:00 AM
1,1-Dichloroethane	< 0.62	0.62		ug/m3	1	1/26/2013 4:42:00 AM
1,1-Dichloroethene	< 0.60	0.60		ug/m3	1	1/26/2013 4:42:00 AM
1,2,4-Trichlorobenzene	~~< 1.1~~	~~1.1~~	R	ug/m3	1	1/26/2013 4:42:00 AM
1,2,4-Trimethylbenzene	0.95	0.75		ug/m3	1	1/26/2013 4:42:00 AM
1,2-Dibromoethane	< 1.2	1.2		ug/m3	1	1/26/2013 4:42:00 AM
1,2-Dichlorobenzene	< 0.92	0.92		ug/m3	1	1/26/2013 4:42:00 AM
1,2-Dichloroethane	< 0.62	0.62		ug/m3	1	1/26/2013 4:42:00 AM
1,2-Dichloropropane	< 0.70	0.70		ug/m3	1	1/26/2013 4:42:00 AM
1,3,5-Trimethylbenzene	< 0.75	0.75	J	ug/m3	1	1/26/2013 4:42:00 AM
1,3-butadiene	< 0.34	0.34	J	ug/m3	1	1/26/2013 4:42:00 AM
1,3-Dichlorobenzene	< 0.92	0.92		ug/m3	1	1/26/2013 4:42:00 AM
1,4-Dichlorobenzene	< 0.92	0.92		ug/m3	1	1/26/2013 4:42:00 AM
1,4-Dioxane	~~< 1.1~~	~~1.1~~	R	ug/m3	1	1/26/2013 4:42:00 AM
2,2,4-trimethylpentane	0.62	0.71	J	ug/m3	1	1/26/2013 4:42:00 AM
4-ethyltoluene	< 0.75	0.75	J	ug/m3	1	1/26/2013 4:42:00 AM
Acetone	21 D	7.2	J	ug/m3	10	1/27/2013 7:52:00 AM
Allyl chloride	< 0.48	0.48		ug/m3	1	1/26/2013 4:42:00 AM
Benzene	1.3	0.49		ug/m3	1	1/26/2013 4:42:00 AM
Benzyl chloride	< 0.88	0.88		ug/m3	1	1/26/2013 4:42:00 AM
Bromodichloromethane	< 1.0	1.0		ug/m3	1	1/26/2013 4:42:00 AM
Bromoform	< 1.6	1.6		ug/m3	1	1/26/2013 4:42:00 AM
Bromomethane	< 0.59	0.59		ug/m3	1	1/26/2013 4:42:00 AM
Carbon disulfide	< 0.47	0.47		ug/m3	1	1/26/2013 4:42:00 AM
Carbon tetrachloride	0.77	0.26	J	ug/m3	1	1/26/2013 4:42:00 AM
Chlorobenzene	< 0.70	0.70		ug/m3	1	1/26/2013 4:42:00 AM
Chloroethane	< 0.40	0.40		ug/m3	1	1/26/2013 4:42:00 AM
Chloroform	< 0.74	0.74		ug/m3	1	1/26/2013 4:42:00 AM
Chloromethane	1.4	0.31	J	ug/m3	1	1/26/2013 4:42:00 AM
cis-1,2-Dichloroethene	< 0.60	0.60		ug/m3	1	1/26/2013 4:42:00 AM
cis-1,3-Dichloropropene	< 0.69	0.69		ug/m3	1	1/26/2013 4:42:00 AM
Cyclohexane	< 0.52	0.52		ug/m3	1	1/26/2013 4:42:00 AM
Dibromochloromethane	< 1.3	1.3		ug/m3	1	1/26/2013 4:42:00 AM
Ethyl acetate	0.40	0.92	J	ug/m3	1	1/26/2013 4:42:00 AM
Ethylbenzene	< 0.66	0.66		ug/m3	1	1/26/2013 4:42:00 AM
Freon 11	16 D	8.6		ug/m3	10	1/27/2013 7:52:00 AM
Freon 113	0.86	1.2	J	ug/m3	1	1/26/2013 4:42:00 AM
Freon 114	< 1.1	1.1		ug/m3	1	1/26/2013 4:42:00 AM

Qualifiers:

- ** Reporting Limit
- B Analyte detected in the associated Method Blank
- H Holding times for preparation or analysis exceeded
- JN Non-routine analyte. Quantitation estimated.
- S Spike Recovery outside accepted recovery limits
- , Results reported are not blank corrected
- E Value above quantitation range
- J Analyte detected at or below quantitation limits
- ND Not Detected at the Reporting Limit

Centek Laboratories, LLC

Date: *05-Feb-13*

CLIENT:	Arcadis	**Client Sample ID:**	IA-VMP-4
Lab Order:	C1301057	**Tag Number:**	483 374
Project:	LMC Corp NJ001050.0001	**Collection Date:**	1/24/2013
Lab ID:	C1301057-030A	**Matrix:**	AIR

Analyses	Result	**Limit	Qual	Units	DF	Date Analyzed
1UG/M3 W/ 0.25UG/M3 CT-TCE-VC		**TO-15**				Analyst: RJP
Freon 12	3.2	0.75		ug/m3	1	1/26/2013 4:42:00 AM
Heptane	0.71	0.62		ug/m3	1	1/26/2013 4:42:00 AM
Hexachloro-1,3-butadiene	~~< 1.6~~	~~1.6~~	R	ug/m3	1	1/26/2013 4:42:00 AM
Hexane	< 0.54	0.54	J	ug/m3	1	1/26/2013 4:42:00 AM
Isopropyl alcohol	170 D	15	J	ug/m3	40	1/27/2013 8:25:00 AM
m&p-Xylene	0.97	1.3	J	ug/m3	1	1/26/2013 4:42:00 AM
Methyl Butyl Ketone	~~< 1.2~~	~~1.2~~	R	ug/m3	1	1/26/2013 4:42:00 AM
Methyl Ethyl Ketone	0.60	0.90	J	ug/m3	1	1/26/2013 4:42:00 AM
Methyl Isobutyl Ketone	~~< 1.2~~	~~1.2~~	R	ug/m3	1	1/26/2013 4:42:00 AM
Methyl tert-butyl ether	< 0.55	0.55		ug/m3	1	1/26/2013 4:42:00 AM
Methylene chloride	35 D	5.3		ug/m3	10	1/27/2013 7:52:00 AM
o-Xylene	0.44	0.66	J	ug/m3	1	1/26/2013 4:42:00 AM
Propylene	< 0.26	0.26		ug/m3	1	1/26/2013 4:42:00 AM
Styrene	2.0	0.65		ug/m3	1	1/26/2013 4:42:00 AM
Tetrachloroethylene	< 1.0	1.0		ug/m3	1	1/26/2013 4:42:00 AM
Tetrahydrofuran	1.1	0.45	J	ug/m3	1	1/26/2013 4:42:00 AM
Toluene	2.9	0.57		ug/m3	1	1/26/2013 4:42:00 AM
trans-1,2-Dichloroethene	8.1 D	6.0		ug/m3	10	1/27/2013 7:52:00 AM
trans-1,3-Dichloropropene	< 0.69	0.69		ug/m3	1	1/26/2013 4:42:00 AM
Trichloroethene	1.1	0.22		ug/m3	1	1/26/2013 4:42:00 AM
Vinyl acetate	< 0.54	0.54		ug/m3	1	1/26/2013 4:42:00 AM
Vinyl Bromide	< 0.67	0.67		ug/m3	1	1/26/2013 4:42:00 AM
Vinyl chloride	< 0.10	0.10		ug/m3	1	1/26/2013 4:42:00 AM

Qualifiers:

**	Reporting Limit	.	Results reported are not blank corrected
B	Analyte detected in the associated Method Blank	E	Value above quantitation range
H	Holding times for preparation or analysis exceeded	J	Analyte detected at or below quantitation limits
JN	Non-routine analyte. Quantitation estimated.	ND	Not Detected at the Reporting Limit
S	Spike Recovery outside accepted recovery limits		

Centek Laboratories, LLC

Date: *05-Feb-13*

CLIENT:	Arcadis	**Client Sample ID:**	SS-VMP-2C
Lab Order:	C1301057	**Tag Number:**	459 398
Project:	LMC Corp NJ001050.0001	**Collection Date:**	1/24/2013
Lab ID:	C1301057-031A	**Matrix:**	AIR

Analyses	Result	**Limit	Qual	Units	DF	Date Analyzed
1UG/M3 BY METHOD TO15		**TO-15**				Analyst: **RJP**
1,1,1-Trichloroethane	< 0.83	0.83		ug/m3	1	1/28/2013 4:18:00 AM
1,1,2,2-Tetrachloroethane	< 1.0	1.0		ug/m3	1	1/28/2013 4:18:00 AM
1,1,2-Trichloroethane	< 0.83	0.83		ug/m3	1	1/28/2013 4:18:00 AM
1,1-Dichloroethane	< 0.62	0.62		ug/m3	1	1/28/2013 4:18:00 AM
1,1-Dichloroethene	< 0.60	0.60		ug/m3	1	1/28/2013 4:18:00 AM
1,2,4-Trichlorobenzene	< 1.1	1.1		ug/m3	1	1/28/2013 4:18:00 AM
1,2,4-Trimethylbenzene	1.0	0.75	J	ug/m3	1	1/28/2013 4:18:00 AM
1,2-Dibromoethane	< 1.2	1.2		ug/m3	1	1/28/2013 4:18:00 AM
1,2-Dichlorobenzene	< 0.92	0.92		ug/m3	1	1/28/2013 4:18:00 AM
1,2-Dichloroethane	< 0.62	0.62		ug/m3	1	1/28/2013 4:18:00 AM
1,2-Dichloropropane	< 0.70	0.70		ug/m3	1	1/28/2013 4:18:00 AM
1,3,5-Trimethylbenzene	0.50	0.75	J	ug/m3	1	1/28/2013 4:18:00 AM
1,3-butadiene	< 0.34	0.34		ug/m3	1	1/28/2013 4:18:00 AM
1,3-Dichlorobenzene	< 0.92	0.92		ug/m3	1	1/28/2013 4:18:00 AM
1,4-Dichlorobenzene	< 0.92	0.92		ug/m3	1	1/28/2013 4:18:00 AM
1,4-Dioxane	< 1.1	1.1	J	ug/m3	1	1/28/2013 4:18:00 AM
2,2,4-trimethylpentane	< 0.71	0.71		ug/m3	1	1/28/2013 4:18:00 AM
4-ethyltoluene	< 0.75	0.75		ug/m3	1	1/28/2013 4:18:00 AM
Acetone	18 D	7.2		ug/m3	10	1/28/2013 3:41:00 PM
Allyl chloride	< 0.48	0.48		ug/m3	1	1/28/2013 4:18:00 AM
Benzene	0.84	0.49		ug/m3	1	1/28/2013 4:18:00 AM
Benzyl chloride	< 0.88	0.88		ug/m3	1	1/28/2013 4:18:00 AM
Bromodichloromethane	< 1.0	1.0		ug/m3	1	1/28/2013 4:18:00 AM
Bromoform	< 1.6	1.6		ug/m3	1	1/28/2013 4:18:00 AM
Bromomethane	< 0.59	0.59		ug/m3	1	1/28/2013 4:18:00 AM
Carbon disulfide	< 0.47	0.47		ug/m3	1	1/28/2013 4:18:00 AM
Carbon tetrachloride	0.64	0.96	J	ug/m3	1	1/28/2013 4:18:00 AM
Chlorobenzene	< 0.70	0.70		ug/m3	1	1/28/2013 4:18:00 AM
Chloroethane	< 0.40	0.40		ug/m3	1	1/28/2013 4:18:00 AM
Chloroform	< 0.74	0.74		ug/m3	1	1/28/2013 4:18:00 AM
Chloromethane	1.1	0.31		ug/m3	1	1/28/2013 4:18:00 AM
cis-1,2-Dichloroethene	< 0.60	0.60		ug/m3	1	1/28/2013 4:18:00 AM
cis-1,3-Dichloropropene	< 0.69	0.69		ug/m3	1	1/28/2013 4:18:00 AM
Cyclohexane	< 0.52	0.52		ug/m3	1	1/28/2013 4:18:00 AM
Dibromochloromethane	< 1.3	1.3		ug/m3	1	1/28/2013 4:18:00 AM
Ethyl acetate	< 0.92	0.92		ug/m3	1	1/28/2013 4:18:00 AM
Ethylbenzene	0.66	0.66	J	ug/m3	1	1/28/2013 4:18:00 AM
Freon 11	27 D	8.6		ug/m3	10	1/28/2013 3:41:00 PM
Freon 113	< 1.2	1.2		ug/m3	1	1/28/2013 4:18:00 AM
Freon 114	< 1.1	1.1		ug/m3	1	1/28/2013 4:18:00 AM

Qualifiers:

**	Reporting Limit	.	Results reported are not blank corrected
B	Analyte detected in the associated Method Blank	E	Value above quantitation range
H	Holding times for preparation or analysis exceeded	J	Analyte detected at or below quantitation limits
JN	Non-routine analyte. Quantitation estimated.	ND	Not Detected at the Reporting Limit
S	Spike Recovery outside accepted recovery limits		

Centek Laboratories, LLC

Date: *05-Feb-13*

CLIENT:	Arcadis	**Client Sample ID:**	SS-VMP-2C
Lab Order:	C1301057	**Tag Number:**	459 398
Project:	LMC Corp NJ001050.0001	**Collection Date:**	1/24/2013
Lab ID:	C1301057-031A	**Matrix:**	AIR

Analyses	Result	**Limit	Qual	Units	DF	Date Analyzed
1UG/M3 BY METHOD TO15		TO-15				Analyst: RJP
Freon 12	2.8	0.75		ug/m3	1	1/28/2013 4:18:00 AM
Heptane	0.87	0.62		ug/m3	1	1/28/2013 4:18:00 AM
Hexachloro-1,3-butadiene	< 1.6	1.6		ug/m3	1	1/28/2013 4:18:00 AM
Hexane	< 0.54	0.54	J	ug/m3	1	1/28/2013 4:18:00 AM
Isopropyl alcohol	310 D	35	J	ug/m3	90	1/29/2013 3:59:00 AM
m&p-Xylene	1.6	1.3	J	ug/m3	1	1/28/2013 4:18:00 AM
Methyl Butyl Ketone	< 1.2	1.2		ug/m3	1	1/28/2013 4:18:00 AM
Methyl Ethyl Ketone	1.8	0.90	J	ug/m3	1	1/28/2013 4:18:00 AM
Methyl Isobutyl Ketone	< 1.2	1.2		ug/m3	1	1/28/2013 4:18:00 AM
Methyl tert-butyl ether	< 0.55	0.55		ug/m3	1	1/28/2013 4:18:00 AM
Methylene chloride	30 D	5.3		ug/m3	10	1/28/2013 3:41:00 PM
o-Xylene	0.66	0.66	J	ug/m3	1	1/28/2013 4:18:00 AM
Propylene	< 0.26	0.26		ug/m3	1	1/28/2013 4:18:00 AM
Styrene	1.8	0.65	J	ug/m3	1	1/28/2013 4:18:00 AM
Tetrachloroethylene	< 1.0	1.0		ug/m3	1	1/28/2013 4:18:00 AM
Tetrahydrofuran	0.66	0.45		ug/m3	1	1/28/2013 4:18:00 AM
Toluene	1.6	0.57	J	ug/m3	1	1/28/2013 4:18:00 AM
trans-1,2-Dichloroethene	2.7	0.60	J	ug/m3	1	1/28/2013 4:18:00 AM
trans-1,3-Dichloropropene	< 0.69	0.69		ug/m3	1	1/28/2013 4:18:00 AM
Trichloroethene	< 0.82	0.82		ug/m3	1	1/28/2013 4:18:00 AM
Vinyl acetate	< 0.54	0.54		ug/m3	1	1/28/2013 4:18:00 AM
Vinyl Bromide	< 0.67	0.67		ug/m3	1	1/28/2013 4:18:00 AM
Vinyl chloride	< 0.39	0.39		ug/m3	1	1/28/2013 4:18:00 AM

Qualifiers:

**	Reporting Limit	.	Results reported are not blank corrected
B	Analyte detected in the associated Method Blank	E	Value above quantitation range
H	Holding times for preparation or analysis exceeded	J	Analyte detected at or below quantitation limits
JN	Non-routine analyte. Quantitation estimated.	ND	Not Detected at the Reporting Limit
S	Spike Recovery outside accepted recovery limits		

Centek Laboratories, LLC

Date: *05-Feb-13*

CLIENT:	Arcadis	**Client Sample ID:**	IA-VMP-2C
Lab Order:	C1301057	**Tag Number:**	285 385
Project:	LMC Corp NJ001050.0001	**Collection Date:**	1/24/2013
Lab ID:	C1301057-032A	**Matrix:**	AIR

Analyses	Result	**Limit	Qual	Units	DF	Date Analyzed
1UG/M3 W/ 0.25UG/M3 CT-TCE-VC		**TO-15**				Analyst: **RJP**
1,1,1-Trichloroethane	< 0.83	0.83		ug/m3	1	1/26/2013 3:33:00 AM
1,1,2,2-Tetrachloroethane	< 1.0	1.0		ug/m3	1	1/26/2013 3:33:00 AM
1,1,2-Trichloroethane	< 0.83	0.83		ug/m3	1	1/26/2013 3:33:00 AM
1,1-Dichloroethane	< 0.62	0.62		ug/m3	1	1/26/2013 3:33:00 AM
1,1-Dichloroethene	< 0.60	0.60		ug/m3	1	1/26/2013 3:33:00 AM
1,2,4-Trichlorobenzene	~~< 1.1~~	~~1.1~~	R	ug/m3	1	1/26/2013 3:33:00 AM
1,2,4-Trimethylbenzene	1.2	0.75		ug/m3	1	1/26/2013 3:33:00 AM
1,2-Dibromoethane	< 1.2	1.2		ug/m3	1	1/26/2013 3:33:00 AM
1,2-Dichlorobenzene	< 0.92	0.92		ug/m3	1	1/26/2013 3:33:00 AM
1,2-Dichloroethane	< 0.62	0.62		ug/m3	1	1/26/2013 3:33:00 AM
1,2-Dichloropropane	< 0.70	0.70		ug/m3	1	1/26/2013 3:33:00 AM
1,3,5-Trimethylbenzene	< 0.75	0.75	J	ug/m3	1	1/26/2013 3:33:00 AM
1,3-butadiene	< 0.34	0.34	J	ug/m3	1	1/26/2013 3:33:00 AM
1,3-Dichlorobenzene	< 0.92	0.92		ug/m3	1	1/26/2013 3:33:00 AM
1,4-Dichlorobenzene	< 0.92	0.92		ug/m3	1	1/26/2013 3:33:00 AM
1,4-Dioxane	~~< 1.1~~	~~1.1~~	R	ug/m3	1	1/26/2013 3:33:00 AM
2,2,4-trimethylpentane	< 0.71	0.71		ug/m3	1	1/26/2013 3:33:00 AM
4-ethyltoluene	< 0.75	0.75	J	ug/m3	1	1/26/2013 3:33:00 AM
Acetone	16 D	7.2	J	ug/m3	10	1/27/2013 5:39:00 AM
Allyl chloride	< 0.48	0.48		ug/m3	1	1/26/2013 3:33:00 AM
Benzene	1.3	0.49		ug/m3	1	1/26/2013 3:33:00 AM
Benzyl chloride	< 0.88	0.88		ug/m3	1	1/26/2013 3:33:00 AM
Bromodichloromethane	< 1.0	1.0		ug/m3	1	1/26/2013 3:33:00 AM
Bromoform	< 1.6	1.6		ug/m3	1	1/26/2013 3:33:00 AM
Bromomethane	< 0.59	0.59		ug/m3	1	1/26/2013 3:33:00 AM
Carbon disulfide	< 0.47	0.47		ug/m3	1	1/26/2013 3:33:00 AM
Carbon tetrachloride	0.83	0.26	J	ug/m3	1	1/26/2013 3:33:00 AM
Chlorobenzene	< 0.70	0.70		ug/m3	1	1/26/2013 3:33:00 AM
Chloroethane	< 0.40	0.40		ug/m3	1	1/26/2013 3:33:00 AM
Chloroform	< 0.74	0.74		ug/m3	1	1/26/2013 3:33:00 AM
Chloromethane	1.3	0.31	J	ug/m3	1	1/26/2013 3:33:00 AM
cis-1,2-Dichloroethene	< 0.60	0.60		ug/m3	1	1/26/2013 3:33:00 AM
cis-1,3-Dichloropropene	< 0.69	0.69		ug/m3	1	1/26/2013 3:33:00 AM
Cyclohexane	< 0.52	0.52		ug/m3	1	1/26/2013 3:33:00 AM
Dibromochloromethane	< 1.3	1.3		ug/m3	1	1/26/2013 3:33:00 AM
Ethyl acetate	0.48	0.92	J	ug/m3	1	1/26/2013 3:33:00 AM
Ethylbenzene	< 0.66	0.66		ug/m3	1	1/26/2013 3:33:00 AM
Freon 11	22 D	8.6		ug/m3	10	1/27/2013 5:39:00 AM
Freon 113	1.3	1.2		ug/m3	1	1/26/2013 3:33:00 AM
Freon 114	< 1.1	1.1		ug/m3	1	1/26/2013 3:33:00 AM

Qualifiers:

**	Reporting Limit	.	Results reported are not blank corrected
B	Analyte detected in the associated Method Blank	E	Value above quantitation range
H	Holding times for preparation or analysis exceeded	J	Analyte detected at or below quantitation limits
JN	Non-routine analyte. Quantitation estimated.	ND	Not Detected at the Reporting Limit
S	Spike Recovery outside accepted recovery limits		

Centek Laboratories, LLC

Date: *05-Feb-13*

CLIENT:	Arcadis	**Client Sample ID:**	IA-VMP-2C
Lab Order:	C1301057	**Tag Number:**	285 385
Project:	LMC Corp NJ001050.0001	**Collection Date:**	1/24/2013
Lab ID:	C1301057-032A	**Matrix:**	AIR

Analyses	Result	**Limit	Qual	Units	DF	Date Analyzed
1UG/M3 W/ 0.25UG/M3 CT-TCE-VC		**TO-15**				Analyst: RJP
Freon 12	3.2	0.75		ug/m3	1	1/26/2013 3:33:00 AM
Heptane	0.96	0.62		ug/m3	1	1/26/2013 3:33:00 AM
Hexachloro-1,3-butadiene	~~< 1.6~~	~~1.6~~	R	ug/m3	1	1/26/2013 3:33:00 AM
Hexane	< 0.54	0.54	J	ug/m3	1	1/26/2013 3:33:00 AM
Isopropyl alcohol	170 D	15	J	ug/m3	40	1/27/2013 6:12:00 AM
m&p-Xylene	1.1	1.3	J	ug/m3	1	1/26/2013 3:33:00 AM
Methyl Butyl Ketone	~~< 1.2~~	~~1.2~~	R	ug/m3	1	1/26/2013 3:33:00 AM
Methyl Ethyl Ketone	0.66	0.90	J	ug/m3	1	1/26/2013 3:33:00 AM
Methyl Isobutyl Ketone	~~< 1.2~~	~~1.2~~	R	ug/m3	1	1/26/2013 3:33:00 AM
Methyl tert-butyl ether	< 0.55	0.55		ug/m3	1	1/26/2013 3:33:00 AM
Methylene chloride	34 D	5.3		ug/m3	10	1/27/2013 5:39:00 AM
o-Xylene	0.57	0.66	J	ug/m3	1	1/26/2013 3:33:00 AM
Propylene	< 0.26	0.26		ug/m3	1	1/26/2013 3:33:00 AM
Styrene	2.4	0.65		ug/m3	1	1/26/2013 3:33:00 AM
Tetrachloroethylene	< 1.0	1.0		ug/m3	1	1/26/2013 3:33:00 AM
Tetrahydrofuran	0.75	0.45	J	ug/m3	1	1/26/2013 3:33:00 AM
Toluene	2.7	0.57		ug/m3	1	1/26/2013 3:33:00 AM
trans-1,2-Dichloroethene	10 D	6.0		ug/m3	10	1/27/2013 5:39:00 AM
trans-1,3-Dichloropropene	< 0.69	0.69		ug/m3	1	1/26/2013 3:33:00 AM
Trichloroethene	0.33	0.22		ug/m3	1	1/26/2013 3:33:00 AM
Vinyl acetate	< 0.54	0.54		ug/m3	1	1/26/2013 3:33:00 AM
Vinyl Bromide	< 0.67	0.67		ug/m3	1	1/26/2013 3:33:00 AM
Vinyl chloride	< 0.10	0.10		ug/m3	1	1/26/2013 3:33:00 AM

Qualifiers:

**	Reporting Limit	.	Results reported are not blank corrected
B	Analyte detected in the associated Method Blank	E	Value above quantitation range
H	Holding times for preparation or analysis exceeded	J	Analyte detected at or below quantitation limits
JN	Non-routine analyte. Quantitation estimated.	ND	Not Detected at the Reporting Limit
S	Spike Recovery outside accepted recovery limits		

Centek Laboratories, LLC

Date: *05-Feb-13*

CLIENT:	Arcadis	**Client Sample ID:**	SS-VMP-2B
Lab Order:	C1301057	**Tag Number:**	283 306
Project:	LMC Corp NJ001050.0001	**Collection Date:**	1/24/2013
Lab ID:	C1301057-033A	**Matrix:**	AIR

Analyses	Result	**Limit	Qual	Units	DF	Date Analyzed
1UG/M3 W/ 0.25UG/M3 CT-TCE-VC		**TO-15**				Analyst: RJP
1,1,1-Trichloroethane	< 0.83	0.83		ug/m3	1	1/28/2013 4:53:00 AM
1,1,2,2-Tetrachloroethane	< 1.0	1.0		ug/m3	1	1/28/2013 4:53:00 AM
1,1,2-Trichloroethane	< 0.83	0.83		ug/m3	1	1/28/2013 4:53:00 AM
1,1-Dichloroethane	< 0.62	0.62		ug/m3	1	1/28/2013 4:53:00 AM
1,1-Dichloroethene	< 0.60	0.60		ug/m3	1	1/28/2013 4:53:00 AM
1,2,4-Trichlorobenzene	< 1.1	1.1		ug/m3	1	1/28/2013 4:53:00 AM
1,2,4-Trimethylbenzene	0.55	0.75	J	ug/m3	1	1/28/2013 4:53:00 AM
1,2-Dibromoethane	< 1.2	1.2		ug/m3	1	1/28/2013 4:53:00 AM
1,2-Dichlorobenzene	< 0.92	0.92		ug/m3	1	1/28/2013 4:53:00 AM
1,2-Dichloroethane	< 0.62	0.62		ug/m3	1	1/28/2013 4:53:00 AM
1,2-Dichloropropane	< 0.70	0.70		ug/m3	1	1/28/2013 4:53:00 AM
1,3,5-Trimethylbenzene	< 0.75	0.75		ug/m3	1	1/28/2013 4:53:00 AM
1,3-butadiene	< 0.34	0.34		ug/m3	1	1/28/2013 4:53:00 AM
1,3-Dichlorobenzene	< 0.92	0.92		ug/m3	1	1/28/2013 4:53:00 AM
1,4-Dichlorobenzene	< 0.92	0.92		ug/m3	1	1/28/2013 4:53:00 AM
1,4-Dioxane	< 1.1	1.1	J	ug/m3	1	1/28/2013 4:53:00 AM
2,2,4-trimethylpentane	< 0.71	0.71		ug/m3	1	1/28/2013 4:53:00 AM
4-ethyltoluene	< 0.75	0.75		ug/m3	1	1/28/2013 4:53:00 AM
Acetone	19 D	7.2		ug/m3	10	1/28/2013 4:15:00 PM
Allyl chloride	< 0.48	0.48		ug/m3	1	1/28/2013 4:53:00 AM
Benzene	1.1	0.49		ug/m3	1	1/28/2013 4:53:00 AM
Benzyl chloride	< 0.88	0.88		ug/m3	1	1/28/2013 4:53:00 AM
Bromodichloromethane	< 1.0	1.0		ug/m3	1	1/28/2013 4:53:00 AM
Bromoform	< 1.6	1.6		ug/m3	1	1/28/2013 4:53:00 AM
Bromomethane	< 0.59	0.59		ug/m3	1	1/28/2013 4:53:00 AM
Carbon disulfide	< 0.47	0.47		ug/m3	1	1/28/2013 4:53:00 AM
Carbon tetrachloride	0.70	0.26		ug/m3	1	1/28/2013 4:53:00 AM
Chlorobenzene	< 0.70	0.70		ug/m3	1	1/28/2013 4:53:00 AM
Chloroethane	< 0.40	0.40		ug/m3	1	1/28/2013 4:53:00 AM
Chloroform	< 0.74	0.74		ug/m3	1	1/28/2013 4:53:00 AM
Chloromethane	1.2	0.31		ug/m3	1	1/28/2013 4:53:00 AM
cis-1,2-Dichloroethene	< 0.60	0.60		ug/m3	1	1/28/2013 4:53:00 AM
cis-1,3-Dichloropropene	< 0.69	0.69		ug/m3	1	1/28/2013 4:53:00 AM
Cyclohexane	< 0.52	0.52		ug/m3	1	1/28/2013 4:53:00 AM
Dibromochloromethane	< 1.3	1.3		ug/m3	1	1/28/2013 4:53:00 AM
Ethyl acetate	0.44	0.92	J	ug/m3	1	1/28/2013 4:53:00 AM
Ethylbenzene	0.49	0.66	J	ug/m3	1	1/28/2013 4:53:00 AM
Freon 11	25 D	8.6		ug/m3	10	1/28/2013 4:15:00 PM
Freon 113	< 1.2	1.2		ug/m3	1	1/28/2013 4:53:00 AM
Freon 114	< 1.1	1.1		ug/m3	1	1/28/2013 4:53:00 AM

Qualifiers:

- ** Reporting Limit
- B Analyte detected in the associated Method Blank
- H Holding times for preparation or analysis exceeded
- JN Non-routine analyte. Quantitation estimated.
- S Spike Recovery outside accepted recovery limits
- . Results reported are not blank corrected
- E Value above quantitation range
- J Analyte detected at or below quantitation limits
- ND Not Detected at the Reporting Limit

Centek Laboratories, LLC

Date: *05-Feb-13*

CLIENT:	Arcadis	**Client Sample ID:**	SS-VMP-2B
Lab Order:	C1301057	**Tag Number:**	283 306
Project:	LMC Corp NJ001050.0001	**Collection Date:**	1/24/2013
Lab ID:	C1301057-033A	**Matrix:**	AIR

Analyses	Result	**Limit	Qual	Units	DF	Date Analyzed
1UG/M3 W/ 0.25UG/M3 CT-TCE-VC		**TO-15**				Analyst: RJP
Freon 12	3.0	0.75		ug/m3	1	1/28/2013 4:53:00 AM
Heptane	0.79	0.62		ug/m3	1	1/28/2013 4:53:00 AM
Hexachloro-1,3-butadiene	< 1.6	1.6		ug/m3	1	1/28/2013 4:53:00 AM
Hexane	< 0.54	0.54	J	ug/m3	1	1/28/2013 4:53:00 AM
Isopropyl alcohol	270 D	35	J	ug/m3	90	1/29/2013 4:33:00 AM
m&p-Xylene	0.88	1.3	J	ug/m3	1	1/28/2013 4:53:00 AM
Methyl Butyl Ketone	< 1.2	1.2		ug/m3	1	1/28/2013 4:53:00 AM
Methyl Ethyl Ketone	1.0	0.90	J	ug/m3	1	1/28/2013 4:53:00 AM
Methyl Isobutyl Ketone	< 1.2	1.2		ug/m3	1	1/28/2013 4:53:00 AM
Methyl tert-butyl ether	< 0.55	0.55		ug/m3	1	1/28/2013 4:53:00 AM
Methylene chloride	32 D	5.3		ug/m3	10	1/28/2013 4:15:00 PM
o-Xylene	< 0.66	0.66		ug/m3	1	1/28/2013 4:53:00 AM
Propylene	< 0.26	0.26		ug/m3	1	1/28/2013 4:53:00 AM
Styrene	1.9	0.65		ug/m3	1	1/28/2013 4:53:00 AM
Tetrachloroethylene	< 1.0	1.0		ug/m3	1	1/28/2013 4:53:00 AM
Tetrahydrofuran	0.66	0.45		ug/m3	1	1/28/2013 4:53:00 AM
Toluene	1.5	0.57		ug/m3	1	1/28/2013 4:53:00 AM
trans-1,2-Dichloroethene	3.2	0.60	J	ug/m3	1	1/28/2013 4:53:00 AM
trans-1,3-Dichloropropene	< 0.69	0.69		ug/m3	1	1/28/2013 4:53:00 AM
Trichloroethene	0.33	0.22		ug/m3	1	1/28/2013 4:53:00 AM
Vinyl acetate	< 0.54	0.54		ug/m3	1	1/28/2013 4:53:00 AM
Vinyl Bromide	< 0.67	0.67		ug/m3	1	1/28/2013 4:53:00 AM
Vinyl chloride	< 0.10	0.10		ug/m3	1	1/28/2013 4:53:00 AM

Qualifiers:

**	Reporting Limit	.	Results reported are not blank corrected
B	Analyte detected in the associated Method Blank	E	Value above quantitation range
H	Holding times for preparation or analysis exceeded	J	Analyte detected at or below quantitation limits
JN	Non-routine analyte. Quantitation estimated.	ND	Not Detected at the Reporting Limit
S	Spike Recovery outside accepted recovery limits		

Centek Laboratories, LLC

Date: *05-Feb-13*

CLIENT: Arcadis
Lab Order: C1301057
Project: LMC Corp NJ001050.0001
Lab ID: C1301057-034A

Client Sample ID: IA-VMP-2B
Tag Number: 102 373
Collection Date: 1/24/2013
Matrix: AIR

Analyses	Result	**Limit	Qual	Units	DF	Date Analyzed
1UG/M3 W/ 0.25UG/M3 CT-TCE-VC		TO-15				Analyst: RJP
1,1,1-Trichloroethane	< 0.83	0.83		ug/m3	1	1/26/2013 4:07:00 AM
1,1,2,2-Tetrachloroethane	< 1.0	1.0		ug/m3	1	1/26/2013 4:07:00 AM
1,1,2-Trichloroethane	< 0.83	0.83		ug/m3	1	1/26/2013 4:07:00 AM
1,1-Dichloroethane	< 0.62	0.62		ug/m3	1	1/26/2013 4:07:00 AM
1,1-Dichloroethene	< 0.60	0.60		ug/m3	1	1/26/2013 4:07:00 AM
1,2,4-Trichlorobenzene	~~< 1.1~~	~~1.1~~	R	ug/m3	1	1/26/2013 4:07:00 AM
1,2,4-Trimethylbenzene	1.1	0.75		ug/m3	1	1/26/2013 4:07:00 AM
1,2-Dibromoethane	< 1.2	1.2		ug/m3	1	1/26/2013 4:07:00 AM
1,2-Dichlorobenzene	< 0.92	0.92		ug/m3	1	1/26/2013 4:07:00 AM
1,2-Dichloroethane	< 0.62	0.62		ug/m3	1	1/26/2013 4:07:00 AM
1,2-Dichloropropane	< 0.70	0.70		ug/m3	1	1/26/2013 4:07:00 AM
1,3,5-Trimethylbenzene	< 0.75	0.75	J	ug/m3	1	1/26/2013 4:07:00 AM
1,3-butadiene	< 0.34	0.34	J	ug/m3	1	1/26/2013 4:07:00 AM
1,3-Dichlorobenzene	< 0.92	0.92		ug/m3	1	1/26/2013 4:07:00 AM
1,4-Dichlorobenzene	< 0.92	0.92		ug/m3	1	1/26/2013 4:07:00 AM
1,4-Dioxane	~~< 1.1~~	~~1.1~~	R	ug/m3	1	1/26/2013 4:07:00 AM
2,2,4-trimethylpentane	< 0.71	0.71		ug/m3	1	1/26/2013 4:07:00 AM
4-ethyltoluene	< 0.75	0.75	J	ug/m3	1	1/26/2013 4:07:00 AM
Acetone	17 D	7.2	J	ug/m3	10	1/27/2013 6:45:00 AM
Allyl chloride	< 0.48	0.48		ug/m3	1	1/26/2013 4:07:00 AM
Benzene	1.2	0.49		ug/m3	1	1/26/2013 4:07:00 AM
Benzyl chloride	< 0.88	0.88		ug/m3	1	1/26/2013 4:07:00 AM
Bromodichloromethane	< 1.0	1.0		ug/m3	1	1/26/2013 4:07:00 AM
Bromoform	< 1.6	1.6		ug/m3	1	1/26/2013 4:07:00 AM
Bromomethane	< 0.59	0.59		ug/m3	1	1/26/2013 4:07:00 AM
Carbon disulfide	< 0.47	0.47		ug/m3	1	1/26/2013 4:07:00 AM
Carbon tetrachloride	0.70	0.26	J	ug/m3	1	1/26/2013 4:07:00 AM
Chlorobenzene	< 0.70	0.70		ug/m3	1	1/26/2013 4:07:00 AM
Chloroethane	< 0.40	0.40		ug/m3	1	1/26/2013 4:07:00 AM
Chloroform	< 0.74	0.74		ug/m3	1	1/26/2013 4:07:00 AM
Chloromethane	1.4	0.31	J	ug/m3	1	1/26/2013 4:07:00 AM
cis-1,2-Dichloroethene	< 0.60	0.60		ug/m3	1	1/26/2013 4:07:00 AM
cis-1,3-Dichloropropene	< 0.69	0.69		ug/m3	1	1/26/2013 4:07:00 AM
Cyclohexane	< 0.52	0.52		ug/m3	1	1/26/2013 4:07:00 AM
Dibromochloromethane	< 1.3	1.3		ug/m3	1	1/26/2013 4:07:00 AM
Ethyl acetate	0.44	0.92	J	ug/m3	1	1/26/2013 4:07:00 AM
Ethylbenzene	< 0.66	0.66		ug/m3	1	1/26/2013 4:07:00 AM
Freon 11	19 D	8.6		ug/m3	10	1/27/2013 6:45:00 AM
Freon 113	0.93	1.2	J	ug/m3	1	1/26/2013 4:07:00 AM
Freon 114	< 1.1	1.1		ug/m3	1	1/26/2013 4:07:00 AM

Qualifiers:

- ** Reporting Limit
- B Analyte detected in the associated Method Blank
- H Holding times for preparation or analysis exceeded
- JN Non-routine analyte. Quantitation estimated.
- S Spike Recovery outside accepted recovery limits
- . Results reported are not blank corrected
- E Value above quantitation range
- J Analyte detected at or below quantitation limits
- ND Not Detected at the Reporting Limit

Centek Laboratories, LLC

Date: *05-Feb-13*

CLIENT:	Arcadis	**Client Sample ID:**	IA-VMP-2B
Lab Order:	C1301057	**Tag Number:**	102 373
Project:	LMC Corp NJ001050.0001	**Collection Date:**	1/24/2013
Lab ID:	C1301057-034A	**Matrix:**	AIR

Analyses	Result	**Limit	Qual	Units	DF	Date Analyzed
1UG/M3 W/ 0.25UG/M3 CT-TCE-VC		**TO-15**				Analyst: RJP
Freon 12	3.3	0.75		ug/m3	1	1/26/2013 4:07:00 AM
Heptane	0.71	0.62		ug/m3	1	1/26/2013 4:07:00 AM
Hexachloro-1,3-butadiene	~~< 1.6~~	~~1.6~~	R	ug/m3	1	1/26/2013 4:07:00 AM
Hexane	0.43	0.54	J	ug/m3	1	1/26/2013 4:07:00 AM
Isopropyl alcohol	250 D	15	J	ug/m3	40	1/27/2013 7:19:00 AM
m&p-Xylene	1.1	1.3	J	ug/m3	1	1/26/2013 4:07:00 AM
Methyl Butyl Ketone	~~< 1.2~~	~~1.2~~	R	ug/m3	1	1/26/2013 4:07:00 AM
Methyl Ethyl Ketone	0.78	0.90	J	ug/m3	1	1/26/2013 4:07:00 AM
Methyl Isobutyl Ketone	~~< 1.2~~	~~1.2~~	R	ug/m3	1	1/26/2013 4:07:00 AM
Methyl tert-butyl ether	< 0.55	0.55		ug/m3	1	1/26/2013 4:07:00 AM
Methylene chloride	44 D	5.3		ug/m3	10	1/27/2013 6:45:00 AM
o-Xylene	0.62	0.66	J	ug/m3	1	1/26/2013 4:07:00 AM
Propylene	< 0.26	0.26		ug/m3	1	1/26/2013 4:07:00 AM
Styrene	1.8	0.65		ug/m3	1	1/26/2013 4:07:00 AM
Tetrachloroethylene	< 1.0	1.0		ug/m3	1	1/26/2013 4:07:00 AM
Tetrahydrofuran	1.1	0.45	J	ug/m3	1	1/26/2013 4:07:00 AM
Toluene	2.6	0.57		ug/m3	1	1/26/2013 4:07:00 AM
trans-1,2-Dichloroethene	8.5 D	6.0		ug/m3	10	1/27/2013 6:45:00 AM
trans-1,3-Dichloropropene	< 0.69	0.69		ug/m3	1	1/26/2013 4:07:00 AM
Trichloroethene	0.38	0.22		ug/m3	1	1/26/2013 4:07:00 AM
Vinyl acetate	< 0.54	0.54		ug/m3	1	1/26/2013 4:07:00 AM
Vinyl Bromide	< 0.67	0.67		ug/m3	1	1/26/2013 4:07:00 AM
Vinyl chloride	< 0.10	0.10		ug/m3	1	1/26/2013 4:07:00 AM

Qualifiers:

**	Reporting Limit	.	Results reported are not blank corrected
B	Analyte detected in the associated Method Blank	E	Value above quantitation range
H	Holding times for preparation or analysis exceeded	J	Analyte detected at or below quantitation limits
JN	Non-routine analyte. Quantitation estimated.	ND	Not Detected at the Reporting Limit
S	Spike Recovery outside accepted recovery limits		

Appendix **E**

Chemical Inventory

Appendix E. Product Inventory Form

List specific product found in the residence or area that have the potential to affect indoor air quality (e.g., gasoline or kerosene storage cans, glues, paints, cleaning solvents/products, polishes/waxes, new furniture/carpet, nail polish/hairspray/cologne).

Location	Product Description	Size (units)	Condition	Chemical Ingredients	Field Instrument Reading (units)	Photo Y/N
CET Warehouse	Forane 141B	50 gal, quant 5	2 unopened, 3 used	100% 1,1-Dichloro-1-fluoroethane (HCFC-141B) CAS#1717-00-6		Y
CET Warehouse	Marabu Thinner TPV	1 liter cans, quant 3 cases (18 cans)	New	≥ 95% 2-Methoxy -1 Methylethyl Acetate		Y
CET Warehouse	Marabu Tampapur black ink / primer paint (#980)	21 cans (1 liter)	contained in box	5-15% Xylene CAS#1330-20-7, 1-15% Solvent naphtha (petroleum), light aromatic CAS #64742-95-6, 1-10% n-Butyl acetate CAS#123-86-4, 1-10% Butyl glycolate CAS#7397-62-8, 1-5% Ethylbenzene CAS#100-41-4		Y
CET Warehouse	Marabu H1 Hardener	100 ml tube	Used	70-75 % Aliphatic polyisocyanate, 10-15% 2-Methoxy-1-Methylethyl Acetate, 1-5% Ethylbenzene,Hexamethylene-disocyanante		Y
CET Warehouse	ROCOL RTD Liquid	400 kg, quant 12	used	70-90% C14-C17 Chlorinated paraffin CAS#85535-85-9		Y
CET Warehouse	CO Finish Part B liquid adhesive	2 liter glass bottle, quant 1	New	Butyl acetate, isobutyl acetate (MSDS for tert-butyl acetate)		Y
CET Warehouse	Med 361	1 liter bottle	Used	100% polymethyl-phenylsiloxane		N
CET Warehouse	PHARMCO-AAPER Isopropyl alcohol 70%	5 gal plastic jug, quant 5	New	63% Isopropanol CAS #67-63-0 37% Water		Y
CET Warehouse	PHARMCO-AAPER Reagent alcohol 190 proof	1 gal plastic jug, quant 4		84% Ethanol CAS#64-17-5, 4.6% Isopropanol CAS#67-63-0, 4.4% Methanol CAS#67-56-1, 6.9% Water		Y
CET Warehouse	Startex – Isopropyl Alcohol	1 gal jug	Used	99-100% Isopropanol		Y
CET Warehouse	PHARMCO-AAPER Isopropyl alcohol 99%	4 liter glass jar, quant 12	New	100% Isopropanol CAS #67-63-0		Y
CET Warehouse	Isopropyl Alcohol	5 gal jug, quant 5 jugs	Used	100% Isopropyl Alcohol		Y
CET Warehouse	LORD Chemlok 213 Adhesive	1 gal can	Used	55% Methyl ethyl ketone, 25% Epoxy resin, 15% Ester Solvent, 15% Xylene, 5% Ethyl benzene, 5% Ester benzene		Y
CET Warehouse	Slide E-S Regular Silicone Mold Release	11.5 oz can, quant 2	1 used, 1 new	15-25% Petroleum distillate, 5-10% N-Butane, 4-8% Isobutane, 10-20% Propane		Y
CET Warehouse	Meiman Lubriclean	1 gal jug, quant 10	**New**	None		N

Location	Product Description	Size (units)	Condition	Chemical Ingredients	Field Instrument Reading (units)	Photo Y/N
Molding Facility	Glass cleaner (MSDS for Windex)	32 oz, quant 3	used	60-100% Water, 1-5% Isopropyl alcohol CAS#67-63-0, 0.5-1.5% 2-Butoxyethanol CAS#111-76-2, 0.5-1.5% Ethylene glycol hexyl ether CAS#112-25-4		Y
Molding Facility maintenance cart	Isopropyl alcohol 99%	used	used	100% Isopropanol CAS #67-63-0		Y
Molding Facility maintenance cart	Wypall waterless cleaning wipes	10.5 oz box	used	0-8% Terpenes and Terpenoids, 0-3% Glycerin (Glycerol), 89-100% Non-Hazardous Ingredients		
Molding Facility maintenance cart	Safety First ARP-424 aircraft cleaner	6 gal jug	used	5-10% d-Limonene CAS#5989-27-5, 1-5% Triethanolamine CAS#102-71-6, <2% Ethoxylated alkyl amine CAS#68478-95-5, <2% Sodium metasilicate CAS#6834-92-0, <2% Diethanolamine CAS#111-42-2		Y
Molding Facility	White-Out 2, 4-D					
Molding Facility	Stoner Xenit foaming cleaner	13 oz can	used	Water, Hydrocarbon propellant CAS#68-476-86-8, NJTSRN 80100382-5094P		Y
Molding Facility maintenance cart	Slide E-S Regular Silicone Mold Release	11.5 oz can, quant 2	1 used, 1 new	15-25% Petroleum distillate, 5-10% N-Butane, 4-8% Isobutane, 10-20% Propane		Y
Molding Facility maintenance cart	Pure EZE Mr Aerosol	11.5 oz can, quant 2	1 used, 1 new	1-7% Alophatic Hydrocarbon, 55-65% Dimethyl Ether, 30-40% 1, 1 Difluoroethane		
Molding Facility maintenance cart	Blue Magic metal polish cream	3.5 oz tube	used	25-35% Aluminum oxide CAS#1344-28-1, 15-25% Kerosene CAS#8008-20-6, 3-10% Fatty acid CAS#61790-12-3, 1-5% Ammonium hydroxide CAS#7664-41-7		Y
Molding Facility maintenance cart	Stoner Xenit foaming cleaner	13 oz can	used	Water, Hydrocarbon propellant CAS#68-476-86-8, NJTSRN 80100382-5094P		Y
Molding Facility maintenance cart	PPE copper flake anti-seize thread compound	8 oz	used	50-60% Petroleum oil CAS#64741-96-4, 5-10% Copper powder CAS#7440-50-8, 1-5% Graphite powder CAS#7782-42-5, 0.5-47% Proprietary compounds		Y
Molding Facility	Stoner Xenit natural citrus cleaner and remover	10 oz can	used	Petroleum distillates CAS#64742-47-8, Citrus distillates CAS#5989-27-5, Petroleum distillates CAS#8052-41-3, Dimethyl carbinol CAS#67-63-0, Ester CAS#108419-34-7, Propellant CAS#124-38-9, NJTSRN 80100382-5094P		Y
Mold Storage/Mold Maintenance (Cart)	Gesswein Stoning Oil	4 oz plastic bottle	Used	100% Petroleum distillates hydrotreated middle		N
Mold Storage/Mold Maintenance (Cart)	Chesterton 390 cutting Oil	13 oz can	Used	75-85% Petroleum distillates hydrotreated Naphthenic, 5-10% Petroleum gases liquefied		Y
Mold Storage/Mold Maintenance (Cart)	Dykem Remover , cleaner and thinner	13 oz can	Used	13-30% Butyl Acetate, 71-90% Ethanol, 1-5% Isopropanol, 1-5% Propyl Acetate		Y

Location	Product Description	Size (units)	Condition	Chemical Ingredients	Field Instrument Reading (units)	Photo Y/N
Mold storage/Mold Maintenance (Cart)	Parker Super O-Lube	2 oz tube	used	None Present		Y
Mold storage/Mold Maintenance (Cart)	Kano SiliKroil	16.5 oz can	Used	30-50% Petroleum based oil, 1-10% Aliphatic Petroleum Distillates, 1-10% Petroleum Solvent, 1-10% Proprietary mixture, 20-40% Petroleum Naptha, 1-10% Hydrocarbon Solvent, 1-10% Silicone		N
Mold storage/Mold Maintenance (Cart)	CH Air Tool Oil	8 oz bottle	Used	93-97% Hydrotreated light naphthenic distillates, 1-5% Solvent-refined heavy naphthenic distillates, < 1% Zinc, dithiophosphate di-C1-14-alkyl esters		N
Mold storage/Mold Maintenance (Cart)	Plumbers Putty	14 oz container	used	70-90% Calcium Carbonate, 10-20% Heavy Naphthenic Distillate severely hydrotreated, < 5% Oxidized marine oil, < 1% Crystalline quartz silica, < 1% Crystalline silica,		Y
Mold Storage/ Mold Maintenance (Cart)	Dykem Steel Blue	8 oz jar	Used	30-50% Butyl Acetate, 20-50% Ethanol, 10-20% Butanol, 1-10% Nitocellulose, 10-20% n-Propyl Acetate, 1-10% Isopropanol, 1-5% Diacetone Alcohol, 1-5% C.I. Solvent Red 160, < 1% Malachite Green, <1% Methyl Violet, < 1% C.I. Solvent Yellow 42, < 1% C.I. Solvent Orange 23, C.I. Solvent Black 13		Y
Mold Storage / Mold Maintenance (b/w columns 40-41 and east)	Rust-oleum America's finest fast dry all-purpose (flat white)	12 oz cans, quant 5		10% Copolymer alkyd resin CAS#000000-28-1, 15% Acetone CAS#000067-64-1, 10% Ethylbenzene CAS#000100-41-4, 1% Toluene CAS#000108-88-3, 0.1% Cobalt 2-ethylhexanoate CAS#000136-52-7, 5% Calcium carbonate CAS#001317-65-3, 25% Xylene CAS#001330-20-7, 5% Ligroin CAS#008032-32-4, 15% Titanium dioxide CAS#013463-67-7, 5% Talc CAS#014807-96-6, 25% Petroleum gases, liquefied CAS#068476-85-7		Y
Mold Storage/ Mold Maintenance (Cart)	Lead Free Solder Alloy	16 oz can, quant 2	Used	95-100% Tin, 2.5-5% Silver, < 1% Copper		N
Mold Storage/ Mold Maintenance (Cart)	Purell Hand Sanitizer	12 oz bottle	Used	62% Ethyl Alcohol, < 5% Isopropanol		Y
Mold Storage/Mold Maintenance	Chesterton 390 cutting Oil	13 oz can	Used	75-85% Petroleum distillates hydrotreated Naphthenic, 5-10% Petroleum gases liquefied		Y
Mold Storage/Mold Maintenance	Chesterton 690 FG Lubricant	13 oz can	Used	5-10% Propane		N

Location	Product Description	Size (units)	Condition	Chemical Ingredients	Field Instrument Reading (units)	Photo Y/N
Mold Storage/Mold Maintenance	CRC Contact cleaner 2000	13 oz can	Used	80-95% COzol 401, 5-15% Decafluoropentane (HFC-43-10mee), 3-8% Carbon dioxide		Y
Mold Storage/Mold Maintenance	Lubriplate 1200-2	13 oz can	Used	40-45% Residual oils (petroleum), solvent dewaxed, 35-40% Heavy hydrotreated naphthenic distillates (petroleum), 5-10% Zinc oxide, 5-10% 12 hydroxy stearic acid, 0-2% Antimony 0,0-diprophylphosphorodithionate, 0-2% Inedible animal grease, 0-2% Lithium hydroxide monohydrate, 0-1% Butyl zimate, 0-1% Hydroxyalkyl carboxylic acid, 0-1% Methacrylate copolymer		Y
Mold Storage / Mold Maintenance (b/w columns 40-41 and east)	Rust-oleum gloss protective enamel (fresh blue)	12 oz cans, quant 3	used	<30% Acetone CAS#67-64-1, <30% Liquefied petroleum gas CAS#68476-86-8, <10% Xylene CAS#1330-20-7, <10% n-Butyl acetate CAS#123-86-4, <5% Titanium dioxide CAS#13463-67-7, <5% Ethylbenzene CAS#100-41-4, <5% Propylene glycol monobutyl ether CAS#5131-66-8		Y
Mold Storage / Mold Maintenance (b/w columns 40-41 and east)	WD-40	18 oz can	Used	45-50% Aliphatic Hydrocarbon, < 25% Petroleum Based Oil, 12-18% LVP Aliphatic Hydrocarbon, 2-3% Carbon Dioxide, < 2% Surfactant, < 10% Non-Hazardous ingredients.		N
Mold Storage/ Mold Maintenance	Sensor Safe Ultra Copper Silicone High Temp RTV	3 oz tube, quant 2	New	50-70% Poly (dimethylsiloxane) hydroxyl treated, 20-40% Polydimethylsiloxane 63148-62-9, < 10% Modified silicone dioxide, < 7% Vinyl oximinosilane, < 3% Iron oxide, < 3% Silica mica, 0.5-2% 2-Butanone oxime		Y
Mold Storage/ Mold Maintenance	Super Blue Silicone type 613	3 oz tube	Used	5-15% Amorphous Silica		Y
Mold Storage/ Mold Maintenance	FasSeal-ATS, anaerobic pipe sealant	1.69 fluid oz tube	used	40-60% Methacrylate ester, 20-30% Polymeric plasticizer, 10-20% Cellulose ester, 1-10% Polytetrafluoroethylene, 1-3% Cumene hydroperoxide, 1-5% Titanium dioxide, 1-3% Saccharin		Y
Mold Storage/ Mold Maintenance	Slipkote Moly Paste			No MSDS Available		
Mold Storage/ Mold Maintenance	J-B Weld	10 oz tube, quant 2	New	5-10% Fatty Acids C18 dimers reaction products with polyethylenepolyamines, 5-10% Iron, 10-30% Limestone, 10-30% Oxirane, 2,2-[(1-methylethylidene)bis(4,1-phenyleneoxymethylene)]bis, homopolymer, 1-5% formaldehyde, polymer with benzenamine, hydrogenated, 1-5% phenol polymer with formaldehyde, glycidyl ether, 0.1-1% Titanium oxide.		Y

Location	Product Description	Size (units)	Condition	Chemical Ingredients	Field Instrument Reading (units)	Photo Y/N
Chemical cabinet in Mold Storage (b/w columns 40-41)	Kano Gearope, gear and wire rope lubricant	12 oz can	used	50-60% Aliphatic petroleum distillates CAS#64742-48-8, 8052-41-3, 64742-47-8, 30-40% Petroleum asphalt CAS#8052-42-4, 1-10% Severely hydrotreated petroleum distillate oil		Y
Chemical cabinet in Mold Storage (b/w columns 40-41)	Parker Super O-Lube	2 oz tube	used	None Present		Y
Chemical cabinet in Mold Storage (b/w columns 40-41)	Kano ExRust	16 oz can, quant 2	used	40-70% Inert non-hazardous ingredient CAS#7732-18-5, 20-40% Phosphoric acid CAS#7664-38-2, 5-10% Glycol ether CAS#111-76-2, 1-5% Triethanolamine CAS#102-71-6, 1-5% Tetrasodium pyrophosphate CAS#7722-88-5, 1-5% Proprietary surfactant		Y
Chemical cabinet in Mold Storage (b/w columns 40-41)	Dynatex silicone compound	16 oz	used	25-55% Calcium carbonate CAS#1317-65-3, 10-30% Proprietary non-haz plasticizer, 10-30% Proprietary non-haz polymer, >3% Vinyltrimethoxysilane CAS#2768-02-7, >3% n-beta-(aminoethyl)-gamma-aminopropyltrimethoxysilane CAS#1760-24-3		Y
Chemical cabinet in Mold Storage (b/w columns 40-41)	Mobil Vactra Oil no 2	1 gal jug, quant 1	1 Used, 1 New	No reportable hazardous or complex substances.		Y
Chemical cabinet in Mold Storage (b/w columns 40-41)	Rust-oleum America's finest fast dry all-purpose (flat white)	12 oz cans, quant 2	new	10% Copolymer alkyd resin CAS#000000-28-1, 15% Acetone CAS#000067-64-1, 10% Ethylbenzene CAS#000100-41-4, 1% Toluene CAS#000108-88-3, 0.1% Cobalt 2-ethylhexanoate CAS#000136-52-7, 5% Calcium carbonate CAS#001317-65-3, 25% Xylene CAS#001330-20-7, 5% Ligroin CAS#008032-32-4, 15% Titanium dioxide CAS#013463-67-7, 5% Talc CAS#014807-96-6, 25% Petroleum gases, liquefied CAS#068476-85-7		Y
Chemical cabinet in Mold Storage (b/w columns 40-41)	Dynatex anti-seize and lubricating compound	4 oz	used	50-60% Hydrotreated heavy paraffinic distillates CAS#64742-54-7, 15-20% NJTSRN 80100362-5012P, 15-20% NJTSRN 80100362-5013P, 1-5% Graphite CAS#7782-42-5, 1-5% Aluminum CAS#7429-90-5, 0.5-1% NJTSRN 80100362-5018P		Y
Chemical Storage Container Mold Maintenance (b/w columns 40-41)	Slide white rhino rust preventive	10 oz can	used	50-60% Heptane CAS#00142-82-5, 20-30% Proprietary rust preventive, 10-20% Propane CAS#74-98-6, 5-10% n-Butane CAS#106-97-8, 4-8% Isobutane CAS#75-28-5		Y

Location	Product Description	Size (units)	Condition	Chemical Ingredients	Field Instrument Reading (units)	Photo Y/N
Chemical Storage Container Mold Maintenance (b/w columns 40-41)	Slide "PC" Polish Cleaner Compound	10 oz can	1 used, 3 New	5-70% Water, 2-5% Oxalic Acid, 30-35% Silica, 2-5% Ammonium Hydroxide, 2-5% Isopropanol, 2-5% Olecic Acid.		Y
Chemical Storage Container Mold Maintenance (b/w columns 40-41)	Isopropyl Alcohol	5 gal can	Used	100% Isopropyl Alcohol		Y
Chemical Storage Container Mold Maintenance (b/w columns 40-41)	Reagent Alcohol	5 gal jug	Used	90% Ethanol, 5% Isopropanol, 5% Methyl Alcohol		Y
Chemical Storage Container Mold Maintenance (b/w columns 40-41)	MBB Biodegradable Bulk Mold Cleaner	5 gal jug, quant. 4	1 Used, 3 New	100% D-Limonene		Y
Chemical cabinet in Mold Storage (b/w columns 40-41)	Acetone	5 gal bucket, quant 1	Used	100% Acetone		
Chemical cabinet in Mold Storage (b/w columns 40-41)	LPS premium nickel anti-seize	1 lb	used	45-65% Petroleum distillates (hydrotreated heavy naphthenic) CAS#64742-52-5, 15-25% Nickel (metallic) CAS#7440-02-0, 5-20% Residual oils CAS#64742-57-0		Y
Chemical cabinet in Mold Storage (b/w columns 40-41)	PPE copper flake anti-seize thread compound	8 oz	used	50-60% Petroleum oil CAS#64741-96-4, 5-10% Copper powder CAS#7440-50-8, 1-5% Graphite powder CAS#7782-42-5, 0.5-47% Proprietary compounds		Y
Chemical cabinet in Mold Storage (b/w columns 40-41)	Chevron Delo Grease EP	14 oz	Used	65-80% Highly refined mineral oil, 5-15% Lithium complex thinner, 1-5% Zinc dialkyldithiophosphate		N
Chemical cabinet in Mold Storage (b/w columns 40-41)	Crown 6013 Corrsion Suppressant 101	10.5 oz can, quant 2	New	15-40% Hydrocarbon Propellant, 10-30% Hexane, 10-30% Heptane, 7-13% Aliphatix Hydrocarbons		N
Chemical cabinet in Mold Storage (b/w columns 40-41)	FasSeal-ATS, anaerobic pipe sealant	1.69 fluid oz tube	used	40-60% Methacrylate ester, 20-30% Polymeric plasticizer, 10-20% Cellulose ester, 1-10% Polytetrafluoroethylene, 1-3% Cumene hydroperoxide, 1-5% Titanium dioxide, 1-3% Saccharin		Y
Chemical cabinet in Mold Storage (b/w columns 40-41)	PB Penetrating Catalyst	12 oz can	Used	0-3% Dinonylphenol ethoxylated phosphate, 40-50% Solvent Naphtha, Heavy Aromatic, 20-30% Heavy petroleum distillate, 20-40% Hydrotreated light distillate.		N
Chemical cabinet in Mold Storage (b/w columns 40-41)	Slide Bulk Super Grease 43900	35 lb bucket	Used	80-90% Base Fluid, 1-5% Teflon, 5-10% Fumed Silica		Y

Location	Product Description	Size (units)	Condition	Chemical Ingredients	Field Instrument Reading (units)	Photo Y/N
Chemical cabinet in Mold Storage	Old Bull Mold Grease	8 lb bucket	Used	70-90% 1-Decene homopolymer, 5-25% Organophilic Clay, 0.1-10% Polytetraflouroethene, 0.1-10% Methylene bis dithiocarbon, 0.1-10% Zinc oxide.		Y
Mold Maintenance (b/w columns 40-41)	Slide on/cycle mold cleaner	12 oz can	used	30-40% Natural turpene CAS#5989-27-5, 25-30% Isopropanol CAS#67-63-0, 22-32% Aliphatic hydrocarbon CAS#64742-48-9, 8-12% Propane CAS#74-98-6		Y
Mold Maintenance (b/w columns 40-41)	Blue Magic metal polish cream	20 oz tube	used	25-35% Aluminum oxide CAS#1344-28-1, 15-25% Kerosene CAS#8008-20-6, 3-10% Fatty acid CAS#61790-12-3, 1-5% Ammonium hydroxide CAS#7664-41-7		Y
Mold Maintenance (b/w columns 40-41)	Slide white rhino rust preventive	10 oz can	used	50-60% Heptane CAS#00142-82-5, 20-30% Proprietary rust preventive, 10-20% Propane CAS#74-98-6, 5-10% n-Butane CAS#106-97-8, 4-8% Isobutane CAS#75-28-5		Y
Mold Maintenance (b/w columns 40-41)	PPE MBB biodegradable bulk mold cleaner, citrus based	5 gal can, quant 4	used	100% d-Limonene CAS#5989-27-5		Y
Mold Maintenance (b/w columns 40-41)	Slide PC polish cleaner compound	10 oz bottle	used	50-70% Water, 30-35% Silica CAS#148-60-7, 2-5% Oxalic acid CAS#144-62-7, 2-5% Ammonium hydroxide CAS#1336-21-6, 2-5% Isopropanol CAS#67-63-0, 2-5% Olecic acid CAS#112-80-1		Y
Guard Shack	Toluidine Blue O	250 ml bottle	Used	100% Toluidine Blue O		Y
Guard Shack	Triton X-100 MP	500 ml bottle	Used	100% Triton X-100		Y
Guard Shack	Dye Penetration Solution	1 liter plastic bottle	Used	No Label		Y
Guard Shack	Enviro Solutions – 75C Heavy Duty Cleaner/ Degreaser	1.25 gal jug	Used	60-100% Water, 5-10% Alcohol ethoxylate, 1-5% Sodium tetraborate pentahydrate, 1-5% Sodium gluconate, 1-5% Sodium silicate, 1-5% polyaspartic acid, sodium salt, 0.1-1% Sodium hydroxide, 0-0.1% FD&C Red #40		Y
Guard Shack	Spor-Klenz Ready to Use	3.5 liter jug	Used	1% Hydrogen Peroxide, 0.08% Peracetic acid, < 10% Acetic acid		Y