ARCADIS
Infrastructure · Water · Environment · Buildings

ARCADIS of New York, Inc.
855 Route 146
Suite 210
Clifton Park
New York 12065
Tel 518 250 7300
Fax 518 250 7301

Transmittal Letter

To:
Mr. Peter Ouderkirk, P.E.
Project Manager
New York State Department of Environmental Conservation
Dulles State Office Building
317 Washington Street
Watertown, NY 13601-3787

Copies:
Gregory A. Rys, NYSDOH, Herkimer
Charles Trione, Lockheed Martin
James Zigmont, CDM Smith
Dale Truskett, Lockheed Martin
Kay Armstrong, Armstrong & Assoc.
Mary Morningstar, Lockheed Martin
Glenda Smith, Lockheed Martin
Richard Zigenfus, ConMed
File

From:
Lisa Collins

Date:
August 14, 2012

Subject:
Report on Continued Investigation Activities

ARCADIS Project No.:
NJ001037.0001

We are sending you:

☐ **Attached** ☐ **Under Separate Cover Via _____ the Following Items:**

☐ Shop Drawings ☐ Plans ☐ Specifications ☐ Change Order
☐ Prints ☐ Samples ☐ Copy of Letter ☒ Reports
☒ Other: CD

Copies	Date	Description	Action*
1	8/14/12	Report on Continued Investigation Activities, West Lot Site, Utica, New York (Site No. 6-33-036)	AS

Action*

☐ A Approved ☐ CR Correct and Resubmit ☐ Resubmit _____ Copies
☐ AN Approved As Noted ☐ F File ☐ Return _____ Copies
☒ AS As Requested ☐ FA For Approval ☐ Review and Comment
☐ Other:

Mailing Method

☒ U.S. Postal Service 1st Class ☐ Courier/Hand Delivery ☐ FedEx Priority Overnight ☐ FedEx 2-Day Delivery
☐ Certified/Registered Mail ☐ United Parcel Service (UPS) ☐ FedEx Standard Overnight ☐ FedEx Economy
☐ Other:

Comments:

ARCADIS of New York, Inc.
855 Route 146
Suite 210
Clifton Park
New York 12065
Tel 518 250 7300
Fax 518 250 7301
www.arcadis-us.com

ENVIRONMENT

Peter S. Ouderkirk, P.E.
Project Manager
New York State Department of Environmental Conservation
Dulles State Office Building
317 Washington Street
Watertown, NY 13601-3787

Subject:
Report on Continued Investigation Activities, West Lot Site, Utica, New York (Site No. 6-33-036)

Date:
August 14, 2012

Contact:
Jeffrey Bonsteel

Phone:
518.250.7389

Email:
jeffrey.bonsteel@arcadis-us.com

Our reference:
NJ001037.0001

Dear Mr. Ouderkirk:

On behalf of Lockheed Martin Corporation ("Lockheed Martin"), ARCADIS has developed this *Report on Continued Investigation Activities* ("Report") describing work completed at the former General Electric West Lot Site No. 6-33-036 ("West Lot Site," or "site") in accordance with the New York State Department of Environmental Conservation ("NYSDEC")-approved *Work Plan on Continued Investigation Activities* ("Work Plan"). The site is part of the former Lockheed Martin French Road Facility at 525 French Road in Utica, New York. Its location is shown on Figure 1 ("Site Location").

The work proposed in the work plan was developed to monitor concentrations of volatile organic compounds (VOCs) (specifically, chloroethenes) in groundwater in the upper water-bearing unit at the site, measured during previous groundwater investigation activities, as well as monitor the potential for off-site soil vapor migration associated with the known groundwater impacts. NYSDEC's comments on ARCADIS' *Supplemental Groundwater Investigation Report* (ARCADIS, 2011) included the request for continued groundwater monitoring and an evaluation of the potential for the off-site migration of soil vapor (the soil vapor migration request was further modified based on ARCADIS' September 6, 2011 letter, and approved by the New York State Department of Health (NYSDOH) and NYSDEC in NYSDEC's September 16, 2011 letter). The work plan outlined the proposed activities, which were completed in the spring of 2012. An additional round of groundwater monitoring will be performed 15 months following the 2012 monitoring (tentatively scheduled for August 2013). A second report will be submitted thereafter summarizing results of the later monitoring.

The following sections describe the work completed as part of continued investigation activities at the site.

Groundwater Use Survey

As requested by NYSDEC, ARCADIS conducted an evaluation of the presence or absence of private water supplies immediately south and west of the site. The survey area is identified in Figure 2. ARCADIS provided the findings of this survey upon completion to NYSDEC in a letter dated April 19, 2012.

Lockheed Martin had previously conducted an internal groundwater use survey in 2008. This internal survey was updated by ARCADIS, and consisted of the following two tasks:

1. ARCADIS conducted a review of local offices and agencies and assembled information relating to the current and potential use of groundwater for residential, commercial, or industrial uses in the area defined on Figure 2.

2. Within the designated downgradient area identified on Figure 2, ARCADIS completed a water bill survey. The water bill survey included collecting information from the tax assessor's office and the Water Authority to identify those properties that are receiving municipal water as well as each property's water consumption rate. The water bill survey included a windshield survey to observe potential water well appurtenances indicating groundwater use.

The results of the survey are included in Appendix A. In summary, the water bill survey, information from local offices and agencies, and windshield survey did not indicate the presence of any private water supply wells in the survey area.

In a response dated April 26, 2012, NYSDEC requested that a personal (door-to-door) survey of neighboring homes and businesses be conducted, as land in these areas was historically farmland and a private well had been identified as part of the TRW Bendix site investigation. After further consultation with NYSDEC, ten properties located immediately adjacent to the site on Chenango Road were selected for the additional survey. These ten properties are identified by yellow highlight on the tables in Appendix A.

For each of the ten properties, ARCADIS submitted a letter to the property owner (who in several cases was not the property occupant) requesting a response on whether the owner had knowledge of a private well being located on their property. ARCADIS received responses on eight of the ten properties; each of the eight respondents indicated that there were no private wells present on their property.

For the remaining two property owners (Oneida Housing Inc. for 2422-2426 Chenango Road, and Gregory Evans for 2428-2430 Chenango Road), ARCADIS attempted to contact each property owner by phone. Neither of these property owners has responded to that phone request at the time of this report. However, as part of the groundwater use survey a windshield tour of these two properties did not indicate the potential presence of private wells. As a result, the response to NYSDEC's follow-on request is complete. Results of the additional survey did not identify a private well in the vicinity of the West Lot.

Soil Vapor Sampling

As proposed in ARCADIS' September 6, 2011 letter to NYSDEC/NYSDOH (and approved in NYSDEC's September 16, 2011 letter), ARCADIS installed six soil vapor points on the West Lot Site property in the vicinity of Chenango Road and existing groundwater monitoring locations. These points were installed to monitor average soil vapor conditions at the site and provide an estimate of soil vapor present and potentially migrating off-site. Sample locations are included on Figure 3.

Soil vapor samples were collected from permanent soil vapor probes installed on April 2-3, 2012. Soil vapor probe installations were constructed using direct push technology at all sampling locations. The soil vapor probes consist of a steel rod that was driven into the subsurface. Once at the desired depth (between 3.5 and 6.5 feet below ground surface, or bgs, dependent on the observed depth to water), a permanent soil vapor probe was installed. The probe consists of a stainless-steel screen fitted with inert sampling tubing (polyethylene). The screened interval was filled with a porous backfill material (i.e., coarse sand), and then sealed above the sampling zone with a bentonite slurry for a minimum depth interval of three feet. The remainder of the borehole was backfilled with clean material (i.e., clean sand). Sample tubing was then closed or capped following installation (and following all sample activities) to prevent the potential of soil vapor flow to the surface, and to help prevent infiltration of outdoor air or water. Protective casings were also installed at each soil vapor probe location. Soil vapor probe construction logs are included as Appendix B.

Soil vapor samples were collected from the newly-installed permanent soil vapor probes on April 13, 2012 consistent with NYSDOH (2005) guidance. Prior to collecting any samples, a tracer gas (helium) was released into the atmosphere in the immediate vicinity where the probe intersects the ground surface, and within a containment structure consist with NYSDOH guidance. After releasing the tracer gas, one to three volumes (i.e., the volume of the sample probe and tube) was purged from each sampling location. As shown on the soil vapor sampling logs in Appendix C, each of the tracer gas tests was completed successfully and served as verification

of the integrity of the soil vapor probe seal and as verification that the soil vapor sample was not diluted by ambient air.

Soil vapor samples were collected over a two-hour period using a one-liter vacuum canister (SUMMA canister) from Centek Laboratories of East Syracuse, New York. In addition, an ambient air sample was collected spanning the duration of soil vapor samples. Soil vapor sampling logs are included as Appendix C.

Monitoring Well Installation

Three new monitoring wells (MW-22, MW-23, and MW-24) were installed on April 2, 2012 at the locations identified on Figure 4. These well locations were selected based on the locations of former Hydropunch sampling locations WL-5, WL-8 and WL-9 (as identified within the *Supplemental Groundwater Investigation Report* (ARCADIS, 2011), and to replicate groundwater quality observed as part of previous investigations as close as possible.

Prior to installing the monitoring well, a test boring was advanced to an approximate total depth of 15 feet bgs using a mobile hollow stem auger rig. Continuous soil samples were collected using direct push capabilities of the hollow stem auger rig. Soil samples were screened with a photoionization detector and visually classified by an ARCADIS scientist. Soil boring logs are included as Appendix D.

Upon reaching the termination depth, a two-inch inside diameter PVC monitoring well with a well screen length of approximately five feet was positioned across the observed water table to target the intended sampling zone and limit the potential effects of dilution that could occur from a longer screen. The monitoring wells were finished with protective casings and the elevations of each installation were surveyed to the nearest 0.01 foot relative to the North American Datum of 1983 Well construction logs are included in Appendix D.

The newly-installed monitoring wells were then developed approximately 72 hours following monitoring well construction. Well development was completed by bailing and pumping and surging with a surge block to remove fine materials. In general, development was continued until the discharge water was visually free of sediment.

Groundwater Sampling

As provided to NYSDEC/NYSDOH in the ARCADIS September 6, 2011 letter and later in the approved Work Plan, groundwater monitoring was proposed to be performed during 2 events separated by 15 months through the use of passive diffusion bag (PDB) samplers. The PDB samplers were proposed to be situated in

designated monitoring wells in advance of each monitoring event (approximately two weeks) to allow for an acceptable period of VOC diffusion through the samplers. PDB samplers were deployed so as to collect groundwater samples at or near the water table. The water table was targeted for groundwater sampling based on results of groundwater profiling that were provided in the Supplemental Groundwater Investigation Report (ARCADIS, 2011). These results further supported the Conceptual Site Model for the West Lot Site, summarized in the 2011 report, which maintains that constituent levels in groundwater decrease with depth. The water table was so targeted for this sampling program to allow for depiction of the highest impacts to groundwater.

ARCADIS deployed the PDBs in select monitoring wells on April 20, 2012. Two additional PDBs were deployed on April 24, 2012 (due to a shipping error). Monitoring wells targeted for groundwater monitoring consisted of MW-B, MW-1, PW-1, MW-5, MW-E, MW-D, MW-F, MW-1(DOT), PZ-1, PZ-2, and the three newly-installed monitoring wells (MW-22, MW-23, and MW-24; as shown on Figure 4). In addition to groundwater monitoring and in conjunction with each event, groundwater elevations of the included monitoring wells were collected in advance of deployment of the PDB samplers.

After approximately two weeks, groundwater samples were collected on May 8, 2012 and submitted to AccuTest Laboratories of Marlborough, Massachusetts for analysis of VOCs by EPA Method 8260.

Data Usability Summary Review

Complete analytical results from the April 2012 soil vapor sampling event and May 2012 groundwater sampling event are provided in Appendices E and F, respectively. Data packages were provided by the laboratory and prepared as New York State (NYS) “Analytical Services Protocol” (ASP) “Category B” deliverables. A *Data Usability Summary Report* was completed in accordance with NYSDEC DER-10 (*Technical Guidance for Site Investigation and Remediation* (May 2010)).These reports are included as Appendix E.

The project data validator reviewed the usability of the analytical data, including determining if the data were accurate, precise, representative, complete, and comparable. Valid data are data for which all quality assurance/quality control (QA/QC) review criteria have been met and are acceptable. Data were characterized as usable where QA/QC parameters were marginally outside acceptable limits (e.g., sample holding times were slightly exceeded), such that the data may be questionable, but still usable within limitation. Unusable data are data observed to have gross errors or analytical interference that would render the data invalid for any

purpose. All data reviewed are considered usable based on the validation process described above.

Summary of Results

A summary of the data generated as part of 2012 investigation activities is provided below.

Groundwater

Groundwater analytical results for the May 2012 sampling event, as well as the August 2009 and October 2009 sampling events, are provided in Table 1.

Concentrations of site constituents of concern (VOCs) were not detected above the NYSDEC Groundwater Standards and Guidance Values (SGVs) in any groundwater sample collected in May 2012, with the exception of trichlorethene (TCE) at monitoring well MW-F and cis-1,2-dichloroethene (DCE) at MW-1(DOT). For these locations, TCE and DCE concentrations detected, although greater than SGVs, had decreased as compared to the previous two sampling events.

In addition, monitoring wells which had concentrations of VOCs above SGVs during the 2009 sampling events (including DCE and VC at monitoring well MW-D, and 1,1,1-trichloroethane , DCE, and TCE at monitoring well MW-E) indicated low to non-detect concentrations of the same constituents in May 2012.

A review of groundwater elevation measurements shows that groundwater flow continues to be towards the south-southwest from the former burn pit area (similar to historical flow depictions, as shown on Figure 5 and in Table 3).

Soil Vapor

Soil vapor analytical results from the April 2012 sampling event are provided in Table 2. Soil vapor results were compared to United States Environmental Protection Agency (USEPA) Industrial Air Regional Screening Levels (RSLs) converted to soil vapor RSLs using an attenuation factor of 0.1 or 0.01, depending on the depth of the soil vapor sample (shallow, or less than 5-feet bgs, and deep, or greater then 5-feet bgs). Industrial RSLs are used given the industrial/commercial use of property adjacent to the West Lot. One sample location (WL-VP-6) was compared to the USEPA deep soil vapor RSLs, due to a deeper probe installation depth (i.e., 6.5- feet bgs) at this location.

As shown on Table 2, all concentrations were below soil vapor RSLs. Quantitation limits associated with undetected results for 1,2-dibromoethane were noted as exceeding screening criteria at sample locations WL-VP-1, WL-VP-2, WL-VP-3, WL-VP-4, and WL-VP-5; however, 1,2-dibromoethane is not a site constituent of concern, and therefore the related quantitation limits for undetected results are not considered indicative of a soil vapor issue for this compound.

Tetrachloroethene (PCE) was detected at concentrations in soil vapor close to the RSL, although there were no exceedences of that or other screening criteria (as shown on Table 2). Historical data have indicated the presence of PCE in groundwater samples. However, when compared with the most recent groundwater results in the vicinity of each of these soil vapor sample locations, PCE was not detected above NYSDEC groundwater regulatory standards (5 micrograms per liter) at any groundwater location. PCE had been detected in HydropunchTM groundwater samples at location WL-9 (as part of the 2010 investigation); however, monitoring well MW-22 (which was installed at the same location) did not indicate the presence of PCE in groundwater above laboratory detection limits. Additionally, previous soil vapor sampling completed at the West Lot Site (as part of the *Vapor Intrusion Study* report, ARCADIS, 2008) did not indicate the presence of PCE above regulatory values.

Conclusions and Recommendations

Groundwater data collected as part of the May 2012 sampling event indicate that VOCs are not present above SGVs at the majority of locations sampled. Two of twelve locations (MW-F and MW-1(DOT)) indicate the presence of TCE and DCE, respectively, above SGVs. In both cases, the May 2012 results in these most downgradient monitoring wells are lower than those levels detected in the previous sampling event, completed in 2009. This trend is consistent with overall plume degradation and mobility, which has indicated a general decrease of COCs at the West Lot Site near the former source (burn pit area) as well as at the downgradient edge of the plume (at the property boundary).

Soil vapor results do not indicate the presence of VOCs above screening values at the property boundary. Previous soil vapor sampling (completed as part of the 2008 *Vapor Intrusion Study)* also indicated that impacts, while previously observed as being present on site, are not migrating at elevated levels beyond the Site boundary.

As identified within the Work Plan, a second round of groundwater samples will be collected 15 months after the initial sampling event (currently scheduled for August 2013). Lockheed Martin will communicate to NYSDEC the exact dates of this sampling once that work is scheduled.

In regards to soil vapor, as there are no exceedences of RSLs based on the April 2012 data, Lockheed Martin requests that a no further action decree be made for soil vapor at the West Lot Site.

Sincerely,

ARCADIS of New York, Inc.

Jeffrey J. Bonsteel
Associate Project Manager

Peter Milionis
Project Manager

Attachments:
Table 1 – Volatile Organic Compounds in Groundwater Samples
Table 2 – Summary of Soil Gas Sample Analytical Results
Table 3 – Groundwater Elevation Measurements
Figure 1— Site Location Map
Figure 2— Groundwater Usage Survey Area
Figure 3 –Soil Vapor Probe Locations
Figure 4 –Monitoring Well Network
Figure 5 – Groundwater Contour Map
Appendix A – Groundwater Use Survey
Appendix B – Soil Vapor Probe Construction Logs
Appendix C – Soil Vapor Sampling Logs
Appendix D – Soil Boring Logs
Appendix E – Data Usability Summary Reports
Appendix F – Laboratory Analytical Data (Soil Vapor)
Appendix G – Laboratory Analytical Data (Groundwater)

Copies:

Mr. Gregory A. Rys, NYSDOH, Herkimer
Mr. Charles Trione, Lockheed Martin
Mr. James Zigmont, CDM Smith
Ms. Dale Truskett, Lockheed Martin
Ms. Kay Armstrong, Armstrong & Assoc.
Ms. Mary Morningstar, Lockheed Martin
Ms. Glenda Smith, Lockheed Martin
Mr. Richard Zigenfus, ConMed
File

References

ARCADIS 1999. Soil Removal Report, West Lot Site, Utica, NY, November 1999.

ARCADIS 2000. Summary of Findings Report, Aquifer Test, ERD Field Test, Bedrock Groundwater Investigation, West Lot Site, Utica, NY, February 2000.

ARCADIS 2005. 2004 Annual Monitoring Report, West Lot Site, Utica, NY, March 2005.

ARCADIS 2006. Residual Source Soil Removal Report, Former GE West Lot Site, Utica, NY, January 2006.

ARCADIS 2002–2004. Annual Monitoring Report, Lockheed Martin Corporation, West Lot Site, French Road, Utica, NY, 2003–2005.

ARCADIS 2002–2005, Monthly Status Report for West Lot Site, Utica, NY, 2002–2005.

ARCADIS 2008, Health and Safety Plan, Solvent Dock Area and West Lot Site, Utica, NY. November 2008.

ARCADIS 2009. Groundwater Sampling Results. December 2009.

ARCADIS 2011. Supplemental Groundwater Investigation Report. June 2011.

ARCADIS 2012. Work Plan for Continued Investigation Activities. January 2012.

ARCADIS 2012. Groundwater Use Survey. April 2012.

Blasland, Bouck, and Lee, Inc. 1995. Remedial Investigation Report, West Lot Site, Utica, NY, August 1995.

New York State Department of Environmental Conservation, 1998. Record of Decision, GE West Lot, Utica (C), Oneida County, New York, Site No. 6-33-036, March 1998.

New York State Department of Environmental Conservation, 1999. Order On Consent, GE West Lot Site (#633036), March 1999.

New York State Department of Environmental Conservation, 1999. Correspondence to ARCADIS on Soil Removal Report, GE West Lot Site (#633036), March 1999.

O'Brien & Gere Engineers, Inc., 1993. Interim Remedial Measure Work Plan, Martin Marietta Corporation, West Lot Site, Utica, New York, 1993.

O'Brien & Gere Engineers, Inc., 1994. Interim Remedial Measure Program, Martin Marietta Corporation, West Lot Site, Utica, New York, June 1994.

ARCADIS

Tables

Table 1. Volatile Organic Compounds in Groundwater Samples, West Lot Site, Former Lockheed Martin French Road Property, Utica, New York

Constituent	NYSDEC TOGS 1.1.1 Water Guidance Values	MW-B		MW-C	MW-D		
		08/24/09	05/08/12	08/24/09	08/25/09	10/26/09	05/08/12
1,1,1-TRICHLOROETHANE	5	< 0.40	< 1.0	< 0.40	< 0.40	< 0.40	< 1.0
1,1-DICHLOROETHANE	5	< 0.75	< 1.0	< 0.75	< 0.75	< 0.75	< 1.0
1,2-DICHLOROBENZENE	3	< 0.50	< 1.0	< 0.50	< 0.50	< 0.50	< 1.0
1,3-DICHLOROBENZENE	3	< 0.40	< 1.0	< 0.40	< 0.40	< 0.40	< 1.0
1,4-DICHLOROBENZENE	3	< 0.40	< 1.0	< 0.40	< 0.40	< 0.40	< 1.0
BENZENE	1	< 0.41	< 0.50	< 0.41	< 0.41	< 0.41	< 0.50
CHLOROBENZENE	5	< 0.40	< 1.0	< 0.40	< 0.40	< 0.40	< 1.0
CHLOROETHANE	5	< 0.40	< 2.0	< 0.40	< 0.40	< 0.40	< 2.0
CIS-1,2-DICHLOROETHENE	5	< 0.40	< 1.0	< 0.40	**48**	**56**	1.4
ETHYLBENZENE	5	< 0.40	< 1.0	< 0.40	< 0.40	< 0.40	< 1.0
M-XYLENE & P-XYLENE	5	< 1.0	< 1.0	< 1.0	< 1.0	< 1.0	< 1.0
O-XYLENE	NS	< 0.40	< 1.0	< 0.40	< 0.40	< 0.40	< 1.0
TETRACHLOROETHENE	5	< 0.40	< 1.0	< 0.40	0.59	< 0.40	< 1.0
TOLUENE	5	5.0	< 1.0 J	< 0.60	< 0.60	< 0.60	< 1.0 J
TRANS-1,2-DICHLOROETHENE	5	< 0.42	< 1.0	< 0.42	< 0.42	0.81	< 1.0
TRICHLOROETHENE	5	< 0.46	< 1.0	< 0.46	3.9	3.3	< 1.0
VINYL CHLORIDE	2	< 1.0	< 1.0	< 1.0	**15**	**18**	< 1.0
XYLENES, TOTAL	5	< 1.0	< 1.0	< 1.0	< 1.0	< 1.0	< 1.0

Notes:
All units are ug/L unless otherwise noted
Data compared to TOGS 1.1.1 Ambient Water Quality Standards and Guidance Values
NS - No Standard
Exceedences noted in **bold** and highlighted.
J - Estimated Value

ARCADIS

Table 1. Volatile Organic Compounds in Groundwater Samples, West Lot Site, Former Lockheed Martin French Road Property, Utica, New York

Constituent	NYSDEC TOGS 1.1.1 Water Guidance Values	MW-E			MW-F		
		08/24/09	10/26/09	05/08/12	08/24/09	10/26/09	05/08/12
1,1,1-TRICHLOROETHANE	5	**10**	**7.1**	< 1.0	1.3	1.2	< 1.0
1,1-DICHLOROETHANE	5	4.4	2.5	< 1.0	< 0.75	< 0.75	< 1.0
1,2-DICHLOROBENZENE	3	< 0.50	< 0.50	< 1.0	< 0.50	< 0.50	< 1.0
1,3-DICHLOROBENZENE	3	< 0.40	< 0.40	< 1.0	< 0.40	< 0.40	< 1.0
1,4-DICHLOROBENZENE	3	< 0.40	< 0.40	< 1.0	< 0.40	< 0.40	< 1.0
BENZENE	1	< 0.41	< 0.41	< 0.50	< 0.41	< 0.41	< 0.50
CHLOROBENZENE	5	< 0.40	< 0.40	< 1.0	< 0.40	< 0.40	< 1.0
CHLOROETHANE	5	< 0.40	< 0.40	< 2.0	< 0.40	< 0.40	< 2.0
CIS-1,2-DICHLOROETHENE	5	**14**	**9**	4.9	3.3	3.2	1.8
ETHYLBENZENE	5	< 0.40	< 0.40	< 1.0	< 0.40	< 0.40	< 1.0
M-XYLENE & P-XYLENE	5	< 1.0	< 1.0	< 1.0	< 1.0	< 1.0	< 1.0
O-XYLENE	NS	< 0.40	< 0.40	< 1.0	< 0.40	< 0.40	< 1.0
TETRACHLOROETHENE	5	< 0.40	< 0.40	< 1.0	< 0.40	< 0.40	< 1.0
TOLUENE	5	< 0.60	< 0.60	< 1.0 J	< 0.60	< 0.60	< 1.0 J
TRANS-1,2-DICHLOROETHENE	5	< 0.42	< 0.42	< 1.0	< 0.42	< 0.42	< 1.0
TRICHLOROETHENE	5	**26**	**23**	< 1.0	**35**	**30**	**18.7**
VINYL CHLORIDE	2	< 1.0	< 1.0	< 1.0	< 1.0	0.54 J	< 1.0
XYLENES, TOTAL	5	< 1.0	< 1.0	< 1.0	< 1.0	< 1.0	< 1.0

Notes:
All units are ug/L unless otherwise noted
Data compared to TOGS 1.1.1 Ambient Water Quality Standards and Gu
NS - No Standard
Exceedences noted in **bold** and highlighted.
J - Estimated Value

Table 1. Volatile Organic Compounds in Groundwater Samples, West Lot Site, Former Lockheed Martin French Road Property, Utica, New York

Constituent	NYSDEC TOGS 1.1.1 Water Guidance Values	PW-1			MW-1(DOT)		
		08/24/09	10/26/09	05/08/12	08/24/09	10/26/09	05/08/12
1,1,1-TRICHLOROETHANE	5	< 0.40	< 0.40	< 1.0	0.51	< 0.40	< 1.0
1,1-DICHLOROETHANE	5	< 0.75	< 0.75	< 1.0	< 0.75	< 0.75	< 1.0
1,2-DICHLOROBENZENE	3	< 0.50	0.51	< 1.0	< 0.50	< 0.50	< 1.0
1,3-DICHLOROBENZENE	3	< 0.40	< 0.40	< 1.0	< 0.40	< 0.40	< 1.0
1,4-DICHLOROBENZENE	3	< 0.40	< 0.40	< 1.0	< 0.40	< 0.40	< 1.0
BENZENE	1	< 0.41	< 0.41	< 0.50	< 0.41	< 0.41	< 0.50
CHLOROBENZENE	5	< 0.40	< 0.40	< 1.0	< 0.40	< 0.40	< 1.0
CHLOROETHANE	5	< 0.40	< 0.40	< 2.0	< 0.40	< 0.40	< 2.0
CIS-1,2-DICHLOROETHENE	5	2.4	1.5	0.88 J	**8.0**	**7.9**	**6.1**
ETHYLBENZENE	5	< 0.40	< 0.40	< 1.0	< 0.40	< 0.40	< 1.0
M-XYLENE & P-XYLENE	5	< 1.0	< 1.0	< 1.0	< 1.0	< 1.0	< 1.0
O-XYLENE	NS	< 0.40	< 0.40	< 1.0	< 0.40	< 0.40	< 1.0
TETRACHLOROETHENE	5	< 0.40	< 0.40	< 1.0	< 0.40	< 0.40	< 1.0
TOLUENE	5	< 0.60	< 0.60	< 1.0 J	< 0.60	< 0.60	< 1.0 J
TRANS-1,2-DICHLOROETHENE	5	< 0.42	< 0.42	< 1.0	< 0.42	< 0.42	< 1.0
TRICHLOROETHENE	5	1.1	2.5	< 1.0	< 0.46	< 0.46	< 1.0
VINYL CHLORIDE	2	< 1.0	< 1.0	< 1.0	< 1.0	< 1.0	< 1.0
XYLENES, TOTAL	5	< 1.0	< 1.0	< 1.0	< 1.0	< 1.0	< 1.0

Notes:
All units are ug/L unless otherwise noted
Data compared to TOGS 1.1.1 Ambient Water Quality Standards and Gu
NS - No Standard
Exceedences noted in **bold** and highlighted.
J - Estimated Value

Table 1. Volatile Organic Compounds in Groundwater Samples, West Lot Site, Former Lockheed Martin French Road Property, Utica, New York

Constituent	NYSDEC TOGS 1.1.1 Water Guidance Values	PZ-1		PZ-2		MW-1		MW-2
		08/24/09	05/08/12	08/25/09	05/08/12	08/24/09	05/08/12	08/25/09
1,1,1-TRICHLOROETHANE	5	< 0.40	< 1.0	< 0.40	< 1.0	< 0.40	< 1.0	< 0.40
1,1-DICHLOROETHANE	5	< 0.75	< 1.0	< 0.75	< 1.0	< 0.75	< 1.0	< 0.75
1,2-DICHLOROBENZENE	3	< 0.50	< 1.0	< 0.50	< 1.0	< 0.50	< 1.0	< 0.50
1,3-DICHLOROBENZENE	3	< 0.40	< 1.0	< 0.40	< 1.0	< 0.40	< 1.0	< 0.40
1,4-DICHLOROBENZENE	3	< 0.40	< 1.0	< 0.40	< 1.0	< 0.40	< 1.0	< 0.40
BENZENE	1	< 0.41	< 0.50	< 0.41	< 0.50	< 0.41	< 0.50	< 0.41
CHLOROBENZENE	5	< 0.40	< 1.0	< 0.40	< 1.0	< 0.40	< 1.0	< 0.40
CHLOROETHANE	5	< 0.40	< 2.0	< 0.40	< 2.0	< 0.40	< 2.0	< 0.40
CIS-1,2-DICHLOROETHENE	5	1.8	1.2	< 0.40	< 1.0	< 0.40	< 1.0	< 0.40
ETHYLBENZENE	5	< 0.40	< 1.0	< 0.40	< 1.0	< 0.40	< 1.0	< 0.40
M-XYLENE & P-XYLENE	5	< 1.0	< 1.0	< 1.0	< 1.0	< 1.0	< 1.0	< 1.0
O-XYLENE	NS	< 0.40	< 1.0	< 0.40	< 1.0	< 0.40	< 1.0	< 0.40
TETRACHLOROETHENE	5	< 0.40	< 1.0	< 0.40	< 1.0	< 0.40	< 1.0	< 0.40
TOLUENE	5	< 0.60	< 1.0 J	< 0.60	< 1.0 J	< 0.60	< 1.0 J	< 0.60
TRANS-1,2-DICHLOROETHENE	5	< 0.42	< 1.0	< 0.42	< 1.0	< 0.42	< 1.0	< 0.42
TRICHLOROETHENE	5	< 0.46	< 1.0	< 0.46	< 1.0	< 0.46	< 1.0	< 0.46
VINYL CHLORIDE	2	< 1.0	< 1.0	< 1.0	< 1.0	< 1.0	< 1.0	< 1.0
XYLENES, TOTAL	5	< 1.0	< 1.0	< 1.0	< 1.0	< 1.0	< 1.0	< 1.0

Notes:
All units are ug/L unless otherwise noted
Data compared to TOGS 1.1.1 Ambient Water Quality Standards and Gu
NS - No Standard
Exceedences noted in **bold** and highlighted.
J - Estimated Value

ARCADIS

Table 1. Volatile Organic Compounds in Groundwater Samples, West Lot Site, Former Lockheed Martin French Road Property, Utica, New York

Constituent	NYSDEC TOGS 1.1.1 Water Guidance Values	MW-3 08/24/09	MW-4 08/24/09	MW-5 08/24/09	MW-5 05/08/12	MW-22 05/08/12	MW-23 05/08/12	MW-24 05/08/12
1,1,1-TRICHLOROETHANE	5	< 0.40	< 0.40	< 0.40	< 1.0	< 1.0	< 1.0	< 1.0
1,1-DICHLOROETHANE	5	< 0.75	< 0.75	< 0.75	< 1.0	< 1.0	< 1.0	< 1.0
1,2-DICHLOROBENZENE	3	< 0.50	< 0.50	< 0.50	< 1.0	< 1.0	< 1.0	< 1.0
1,3-DICHLOROBENZENE	3	< 0.40	< 0.40	< 0.40	< 1.0	< 1.0	< 1.0	< 1.0
1,4-DICHLOROBENZENE	3	< 0.40	< 0.40	< 0.40	< 1.0	< 1.0	< 1.0	< 1.0
BENZENE	1	< 0.41	< 0.41	< 0.41	< 0.50	< 0.50	< 0.50	< 0.50
CHLOROBENZENE	5	< 0.40	< 0.40	< 0.40	< 1.0	< 1.0	< 1.0	< 1.0
CHLOROETHANE	5	< 0.40	< 0.40	< 0.40	< 2.0	< 2.0	< 2.0	< 2.0
CIS-1,2-DICHLOROETHENE	5	< 0.40	< 0.40	< 0.40	< 1.0	< 1.0	< 1.0	< 1.0
ETHYLBENZENE	5	< 0.40	< 0.40	< 0.40	< 1.0	< 1.0	< 1.0	< 1.0
M-XYLENE & P-XYLENE	5	< 1.0	< 1.0	< 1.0	< 1.0	< 1.0	< 1.0	< 1.0
O-XYLENE	NS	< 0.40	< 0.40	< 0.40	< 1.0	< 1.0	< 1.0	< 1.0
TETRACHLOROETHENE	5	< 0.40	< 0.40	< 0.40	< 1.0	< 1.0	< 1.0	< 1.0
TOLUENE	5	< 0.60	< 0.60	< 0.60	< 1.0 J	< 1.0 J	< 1.0 J	< 1.0 J
TRANS-1,2-DICHLOROETHENE	5	< 0.42	< 0.42	< 0.42	< 1.0	< 1.0	< 1.0	< 1.0
TRICHLOROETHENE	5	< 0.46	< 0.46	< 0.46	< 1.0	< 1.0	< 1.0	< 1.0
VINYL CHLORIDE	2	< 1.0	< 1.0	< 1.0	< 1.0	< 1.0	< 1.0	< 1.0
XYLENES, TOTAL	5	< 1.0	< 1.0	< 1.0	< 1.0	< 1.0	< 1.0	< 1.0

Notes:
All units are ug/L unless otherwise noted
Data compared to TOGS 1.1.1 Ambient Water Quality Standards and Gu
NS - No Standard
Exceedences noted in **bold** and highlighted.
J - Estimated Value

ARCADIS

Table 2. Summary of Soil Gas Sample Analytical Results, West Lot Site, Utica, New York

Location ID: Date Collected:	CAS Number	NYSDOH Air Guideline Value	USEPA Regional Screening Levels for Industrial Air (ug/m3)	Shallow Soil Gas Screening Level (ug/m3)	Deep Soil Gas Screening Level (ug/m3)	Units	AMB-041312 04/13/12	WL-VP-1 3-3.5' 04/13/12	WL-VP-2 3-3.5' 04/13/12	WL-VP-3 3.25-3.75' 04/13/12	WL-VP-4 3.25-3.75' 04/13/12	WL-VP-5 3.25-3.75' 04/13/12	WL-VP-6* 6-6.5' 04/13/12
Volatile Organics													
1,1,1-Trichloroethane	71-55-6	--	22000	220000	2200000	ug/m3	0.83 U	0.83 U	0.83 U	0.83 U	0.83 U	0.83 U	0.83 U
1,1,2,2-Tetrachloroethane	79-34-5	--	0.21	2.1	21	ug/m3	1.0 U	1.0 U	1.0 U	1.0 U	1.0 U	1.0 U	1.0 U
1,1,2-trichloro-1,2,2-trifluoroethane	76-13-1	--	130000	1300000	13000000	ug/m3	0.78 J	1.2	2.1	1.6	1.1 J	1.2	0.93 J
1,1,2-Trichloroethane	79-00-5	--	0.77	7.7	77	ug/m3	0.83 U	0.83 U	0.83 U	0.83 U	0.83 U	0.83 U	0.83 U
1,1-Dichloroethane	75-34-3	--	7.7	77	770	ug/m3	0.62 U	0.62 U	0.62 U	0.62 U	0.62 U	0.62 U	0.62 U
1,1-Dichloroethene	75-35-4	--	880	8800	88000	ug/m3	0.60 U	0.60 U	0.60 U	0.60 U	0.60 U	0.60 U	0.60 U
1,2,4-Trichlorobenzene	120-82-1	--	8.8	88	880	ug/m3	1.1 UJ	1.1 UJ	1.1 UJ	1.1 UJ	1.1 UJ	1.1 UJ	1.1 UJ
1,2,4-Trimethylbenzene	95-63-6	--	31	310	3100	ug/m3	0.75 U	3.3	4.1	3.1	4.7	7.4	9.7 J
1,2-Dibromoethane	106-93-4	--	0.02	0.2	2	ug/m3	1.2 U	**1.2 U**	**1.2 U**	**1.2 U**	**1.2 U**	**1.2 U**	1.2 U
1,2-Dichloro-1,1,2,2-tetrafluoroethane	76-14-2	--	--	--	--	ug/m3	1.1 U	1.1 U	1.1 U	1.1 U	1.1 U	1.1 U	1.1 U
1,2-Dichlorobenzene	95-50-1	--	880	8800	88000	ug/m3	0.92 U	0.92 U	0.92 U	0.92 U	0.92 U	0.92 U	0.92 U
1,2-Dichloroethane	107-06-2	--	0.47	4.7	47	ug/m3	0.62 U	0.62 U	0.62 U	0.62 U	0.62 U	0.62 U	0.62 U
1,2-Dichloropropane	78-87-5	--	1.2	12	120	ug/m3	0.70 U	0.70 U	0.70 U	0.70 U	0.70 U	0.70 U	0.70 U
1,3,5-Trimethylbenzene	108-67-8	--	--	--	--	ug/m3	0.75 U	1.1	1.3	0.90	1.1	1.8	2.4 J
1,3-Butadiene	106-99-0	--	0.41	4.1	41	ug/m3	0.34 U	0.34 U	0.34 U	0.34 U	0.34 U	0.34 U	0.34 U
1,3-Dichlorobenzene	541-73-1	--	--	--	--	ug/m3	0.92 U	0.61 J	0.92 U	0.92 U	0.92 U	0.92 U	0.86 J
1,4-Dichlorobenzene	106-46-7	--	1.1	11	110	ug/m3	0.92 U	0.92 U	0.92 U	0.92 U	0.92 U	0.92 U	0.92 U
1,4-Dioxane	123-91-1	--	1.6	16	160	ug/m3	1.1 U	1.1 U	1.1 U	1.1 U	1.1 U	1.1 UJ	1.1 UJ
2,2,4-Trimethylpentane	540-84-1	--	--	--	--	ug/m3	0.71 U	2.0	0.57 J	2.6	0.71 U	1.7	1.9
2-Butanone	78-93-3	--	22000	220000	2200000	ug/m3	0.90 U	3.3	10	2.3	0.90 U	15 DJ	0.90 U
2-Hexanone	591-78-6	--	130	1300	13000	ug/m3	1.2 U	1.2 U	1.2 U	1.2 U	1.2 U	1.2 UJ	1.2 UJ
3-Chloropropene	107-05-1	--	2	20	200	ug/m3	0.48 U	0.48 U	0.48 U	0.48 U	0.48 U	0.48 U	0.48 U
4-Ethyltoluene	622-96-8	--	--	--	--	ug/m3	0.75 U	1.1	1.4	0.95	1.8	2.8	3.5 J
4-Methyl-2-pentanone	108-10-1	--	13000	130000	1300000	ug/m3	1.2 U	1.2 U	1.2 U	1.2 U	1.2 U	1.2 U	1.2 U
Acetone	67-64-1	--	140000	1400000	14000000	ug/m3	17	100 D	210 D	120 D	120 D	450 D	370 D
Benzene	71-43-2	--	1.6	16	160	ug/m3	0.78	3.3	1.8	6.4	2.0	4.1	6.0
Benzyl Chloride	100-44-7	--	0.25	2.5	25	ug/m3	0.88 U	0.88 U	0.88 U	0.88 U	0.88 U	0.88 U	0.88 U
Bromodichloromethane	75-27-4	--	0.33	3.3	33	ug/m3	1.0 U	1.0 U	1.0 U	1.0 U	1.0 U	1.0 U	1.0 U
Bromofluorobenzene	460-00-4	--	--	--	--	ug/m3	0 U	0 U	0 U	0 U	0 U	0 U	0 U
Bromoform	75-25-2	--	11	110	1100	ug/m3	1.6 U	1.6 U	1.6 U	1.6 U	1.6 U	1.6 U	1.6 U
Bromomethane	74-83-9	--	22	220	2200	ug/m3	0.59 U	0.59 U	0.59 U	0.59 U	0.59 U	0.59 U	0.59 U
Carbon Disulfide	75-15-0	--	3100	31000	310000	ug/m3	0.44 J	42 D	27 D	47 D	11 D	25 DJ	34 D
Carbon Tetrachloride	56-23-5	--	2	20	200	ug/m3	0.64 J	0.96 U	0.96 U	0.96 U	0.96 U	0.96 U	0.96 U
Chlorobenzene	108-90-7	--	220	2200	22000	ug/m3	0.70 U	0.70 U	0.70 U	0.70 U	0.70 U	0.70 U	0.70 U
Chloroethane	75-00-3	--	44000	440000	4400000	ug/m3	0.40 U	0.40 U	0.40 U	0.40 U	0.40 U	0.40 U	0.40 U
Chloroform	67-66-3	--	0.53	5.3	53	ug/m3	0.74 U	0.74 U	0.74 U	0.74 U	0.74 U	0.60 J	0.74 U
Chloromethane	74-87-3	--	390	3900	39000	ug/m3	1.0	0.31 U	0.31 U	0.31 U	0.31 U	0.31 U	0.31 U
cis-1,2-Dichloroethene	156-59-2	--	--	--	--	ug/m3	0.60 U	0.60 U	0.60 U	0.60 U	0.60 U	1.8	0.60 U
cis-1,3-Dichloropropene	10061-01-5	--	--	--	--	ug/m3	0.69 U	0.69 U	0.69 U	0.69 U	0.69 U	0.69 U	0.69 U
Cyclohexane	110-83-8	--	--	--	--	ug/m3	0.52 U	0.52 U	0.52 U	0.52 U	0.52 U	0.52 U	0.52 U
Dibromochloromethane	124-48-1	--	0.45	4.5	45	ug/m3	1.3 U	1.3 U	1.3 U	1.3 U	1.3 U	1.3 U	1.3 U
Dichlorodifluoromethane	75-71-8	--	440	4400	44000	ug/m3	2.6	3.0	3.9	3.3	3.5	0.75 U	0.75 U
Ethyl acetate	141-78-6	--	--	--	--	ug/m3	0.92 U	0.92 U	0.92 U	0.92 U	0.92 U	0.92 U	0.92 U
Ethylbenzene	100-41-4	--	4.9	49	490	ug/m3	0.66 U	15 D	14 D	21 D	9.7 DJ	26 D	45 DJ
Heptane	142-82-5	--	--	--	--	ug/m3	0.62 U	3.2	2.5	6.0	2.4	7.2	7.0
Hexachlorobutadiene	87-68-3	--	0.56	5.6	56	ug/m3	1.6 UJ	1.6 UJ	1.6 UJ	1.6 UJ	1.6 UJ	1.6 UJ	1.6 UJ
Isopropyl alcohol	67-63-0	--	31000	310000	3100000	ug/m3	0.37 U	13 D	0.37 U	0.37 U	20 D	0.37 UJ	30 DJ
m&p-Xylene	179601-23-1	--	--	--	--	ug/m3	1.3 U	40 D	40 D	54 D	25 DJ	75 D	150 DJ
Methyl tert-butyl ether	1634-04-4	--	47	470	4700	ug/m3	0.55 U	0.55 U	0.55 U	0.55 U	0.55 U	0.55 U	0.55 U

ARCADIS

Table 2. Summary of Soil Gas Sample Analytical Results, West Lot Site, Utica, New York

Location ID: / Date Collected:	CAS Number	NYSDOH Air Guideline Value	USEPA Regional Screening Levels for Industrial Air (ug/m3)	Shallow Soil Gas Screening Level (ug/m3)	Deep Soil Gas Screening Level (ug/m3)	Units	AMB-041312 04/13/12	WL-VP-1 3-3.5' 04/13/12	WL-VP-2 3-3.5' 04/13/12	WL-VP-3 3.25-3.75' 04/13/12	WL-VP-4 3.25-3.75' 04/13/12	WL-VP-5 3.25-3.75' 04/13/12	WL-VP-6* 6-6.5' 04/13/12
Methylene Chloride	75-09-2	60	1200	12000	120000	ug/m3	1.0	0.53 U	0.49 J	0.53 U	3.7	28 DJ	0.81
n-Hexane	110-54-3	--	3100	31000	310000	ug/m3	0.54 U	0.54 U	0.54 U	0.54 U	0.54 U	0.54 U	0.54 U
o-Xylene	95-47-6	--	440	4400	44000	ug/m3	0.66 U	14 D	12 DJ	16 D	20	18 D	38 DJ
Propylene	115-07-1	--	13000	130000	1300000	ug/m3	0.26 U	0.26 U	0.26 U	0.26 U	0.26 U	0.26 U	0.26 U
Styrene	100-42-5	--	4400	44000	440000	ug/m3	0.65 U	0.65 U	0.65 U	0.65 U	0.65 U	0.65 U	0.65 U
Tetrachloroethene	127-18-4	100	47	470	4700	ug/m3	1.0 U	7.0	9.2	43 D	12	19 D	21 DJ
Tetrahydrofuran	109-99-9	--	8800	88000	880000	ug/m3	0.45 U	0.45 U	0.45 U	0.45 U	0.45 U	0.45 U	0.45 U
Toluene	108-88-3	--	22000	220000	2200000	ug/m3	1.6	28 D	28 D	66 D	16 D	43 D	76 DJ
trans-1,2-Dichloroethene	156-60-5	--	260	2600	26000	ug/m3	0.60 U	0.60 U	0.60 U	0.60 U	0.60 U	0.60 U	0.60 U
trans-1,3-Dichloropropene	10061-02-6	--	--	--	--	ug/m3	0.69 U	0.69 U	0.69 U	0.69 U	0.69 U	0.69 U	0.69 U
Trichloroethene	79-01-6	5	3	30	300	ug/m3	0.82 U	1.8	1.3	3.3	2.5	8.7	3.1
Trichlorofluoromethane	75-69-4	--	3100	31000	310000	ug/m3	1.4	1.3	1.4	1.3	1.3	1.7	1.2
Vinyl Acetate	108-05-4	--	880	8800	88000	ug/m3	0.54 U	0.54 U	0.54 U	0.54 U	0.54 U	0.54 U	0.54 U
Vinyl Bromide	593-60-02	--	--	--	--	ug/m3	0.67 U	0.67 U	0.67 U	0.67 U	0.67 U	0.67 U	0.67 U
Vinyl Chloride	75-01-4	--	2.8	28	280	ug/m3	0.39 U	0.39 U	0.39 U	0.39 U	0.39 U	0.39 U	0.39 U

* Only point compared to USEPA Target Deep Soil Gas

Bolded values indicate an exceedance of a screening criteria by a detection limit for a nondetected constituent.

Shaded values indicate an exceedance of a screening criteria by a detected concentration.

J - Indicates an estimated value.

U - The compound was analyzed for but not detected. The associated value is the compound quantitation limit.

D - Diluted result presented.

NYSDOH - New York State Department of Health

USEPA - United States Environmental Protection Agency

ug/m3 - micrograms per meter cubed

Table 3. Groundwater Elevation Measurements, West Lot Site, Former Lockheed Martin French Road Property, Utica, New York.

Monitoring Well	Top of PVC Riser Elevation	Depth to water (from top of PVC riser)	Groundwater Elevation (ft)
		April 20, 2012	
West Lot Site			
MW-B	509.85	6.36	503.49
MW-C	509.10	6.80	502.30
MW-D	508.95	7.00	501.95
MW-E	508.50	6.92	501.58
MW-F	509.75	8.14	501.61
MW-1(DOT)	508.70	10.02	498.68
MW-22	509.30	7.75	501.55
MW-23	508.70	7.26	501.44
MW-24	508.80	7.10	501.70
10-Acre Parcel			
MW-1	508.65	6.17	502.48
MW-5	509.75	8.10	501.65
Western Parking Lot			
PZ-1	508.56	7.15	501.41
PZ-2	508.95	7.93	501.02

All elevations are reported as feet mean sea level (ft msl)
Survey data is referenced horizontally to the NAD83 and projected on the
New York State Plane Coordinate System (Central Zone)
The reference vertical benchmark is the finished floor elevation of the
southeasterly corner of the Boiler House Building (Elevation 506.50 feet)

ARCADIS

Figures

CITY:(MAHWAH) DIV/GROUP:(ENRI-1) DB:(JG LD:(Opt) PIC:(Opt) PM:(CM) TM:(BM) LYR:(Opt)ON=*;OFF=*REF*
G:\ENVCAD\BALTIMORE\ACT\RETURN-TO\Mahwah-NJ\OLD FILES SENT\SENT TO JAMES 01-21-2010-LMC-MARCH-13-09\FIG 1A SITE-LOCATION.dwg LAYOUT: 1 SAVED: 1/10/2012 11:02 AM ACADVER: 18.0S (LMS TECH) PAGESETUP: ---- PLOTSTYLETABLE: ACAD.CTB PLOTTED: 1/10/2012 11:04 AM
BY: GOFORTH, JOHN

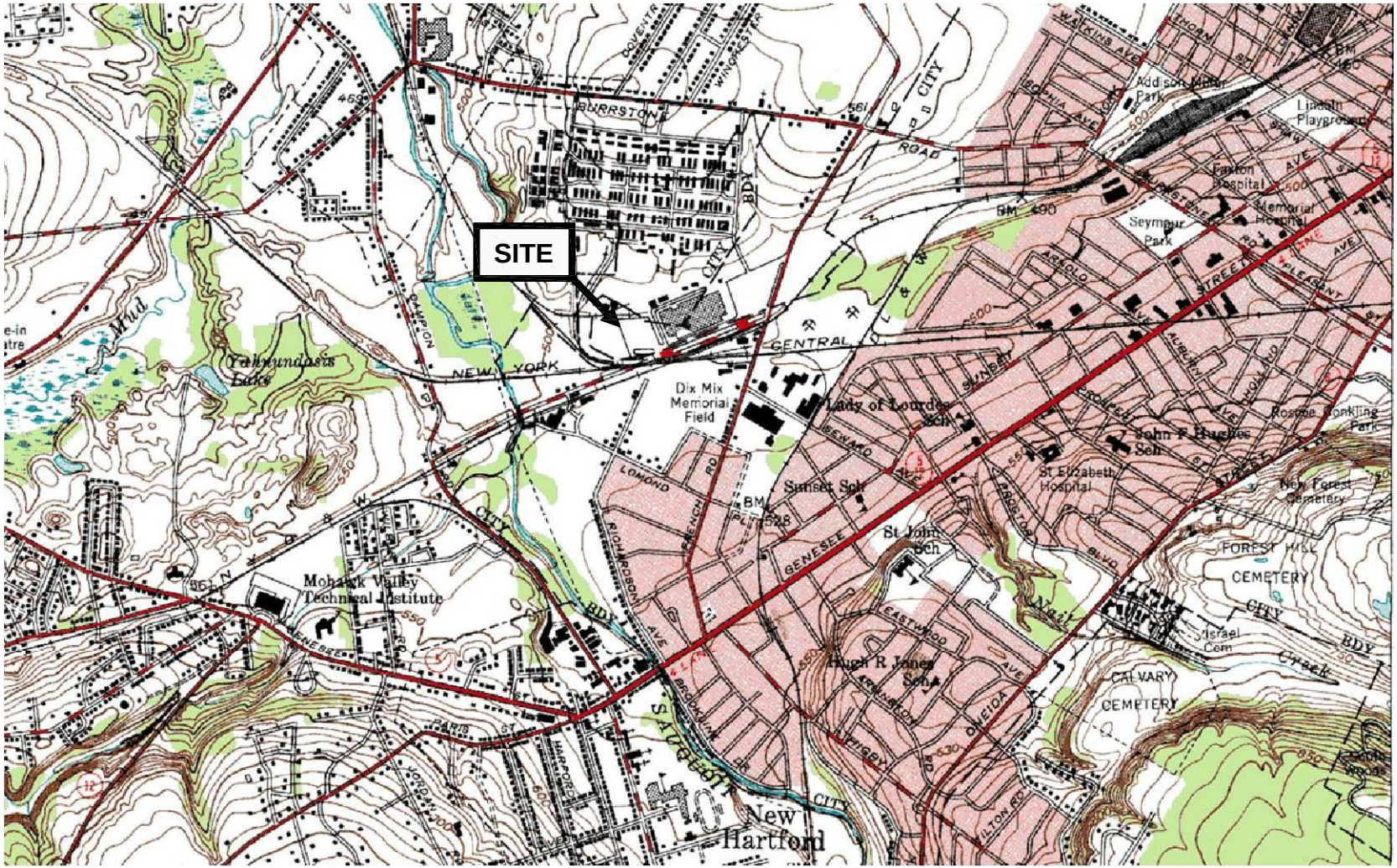

0 12000 24000
SCALE IN FEET

CONTINUED INVESTIGATION ACTIVITIES
WEST LOT SITE
FORMER LOCKHEED MARTIN, FRENCH ROAD FACILITY
UTICA, NEW YORK

SITE LOCATION MAP

ARCADIS

FIGURE
1

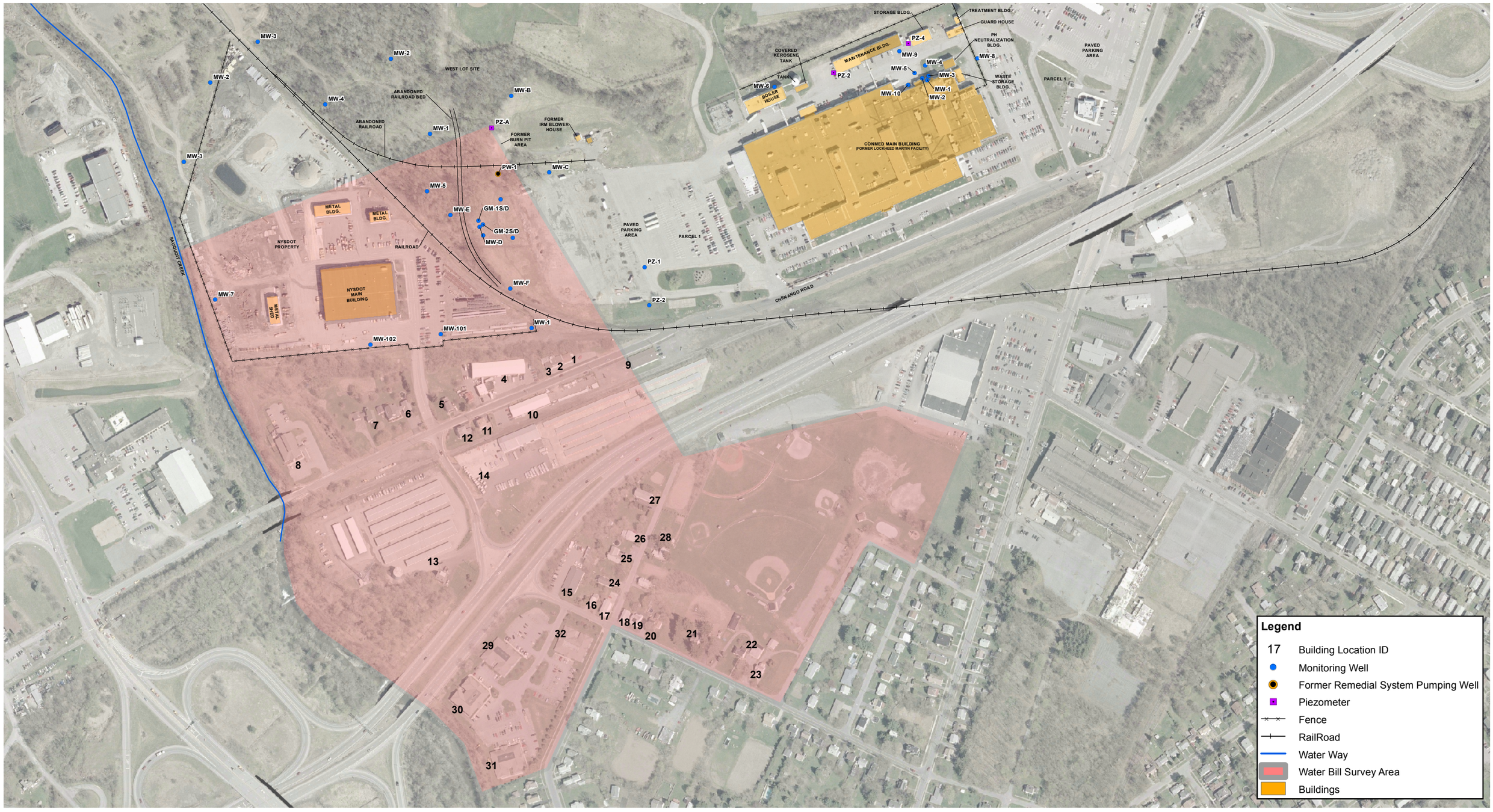

copyright © 2012

ARCADIS
855 Route 146, Suite 210
Clifton Park, NY 12065
Tel (518)250-7300 Fax (518)250-7301

Source Notes:

Aerial taken in 2003
Coordinate System: NAD 1983 StatePlane, New York Central, FIPS 3102

ArcGIS Version: ArcInfo 10

Map Date: 8/14/2012 10:02:37 AM

Server: Knoxville
File Location: I:\LockheedMartin\Utica\ArcMap\2012\20120814_Fig2_GWUsageSurvey.mxd

Last Edited By: rgmckinney

Checked By: J. Bonsteel

Project Manager: P. Milionis

Dept. Manager: E. Rankin

Data: G:\GIS\LM_Utica\Data\Shp

Project Number: NJ001037.0001

Figure: 2

Groundwater Usage Survey Area

Continued Investigation Activities
West Lot Site / Former Lockheed Martin French Road Facility
Utica, New York

N

350 175 0 350

Feet

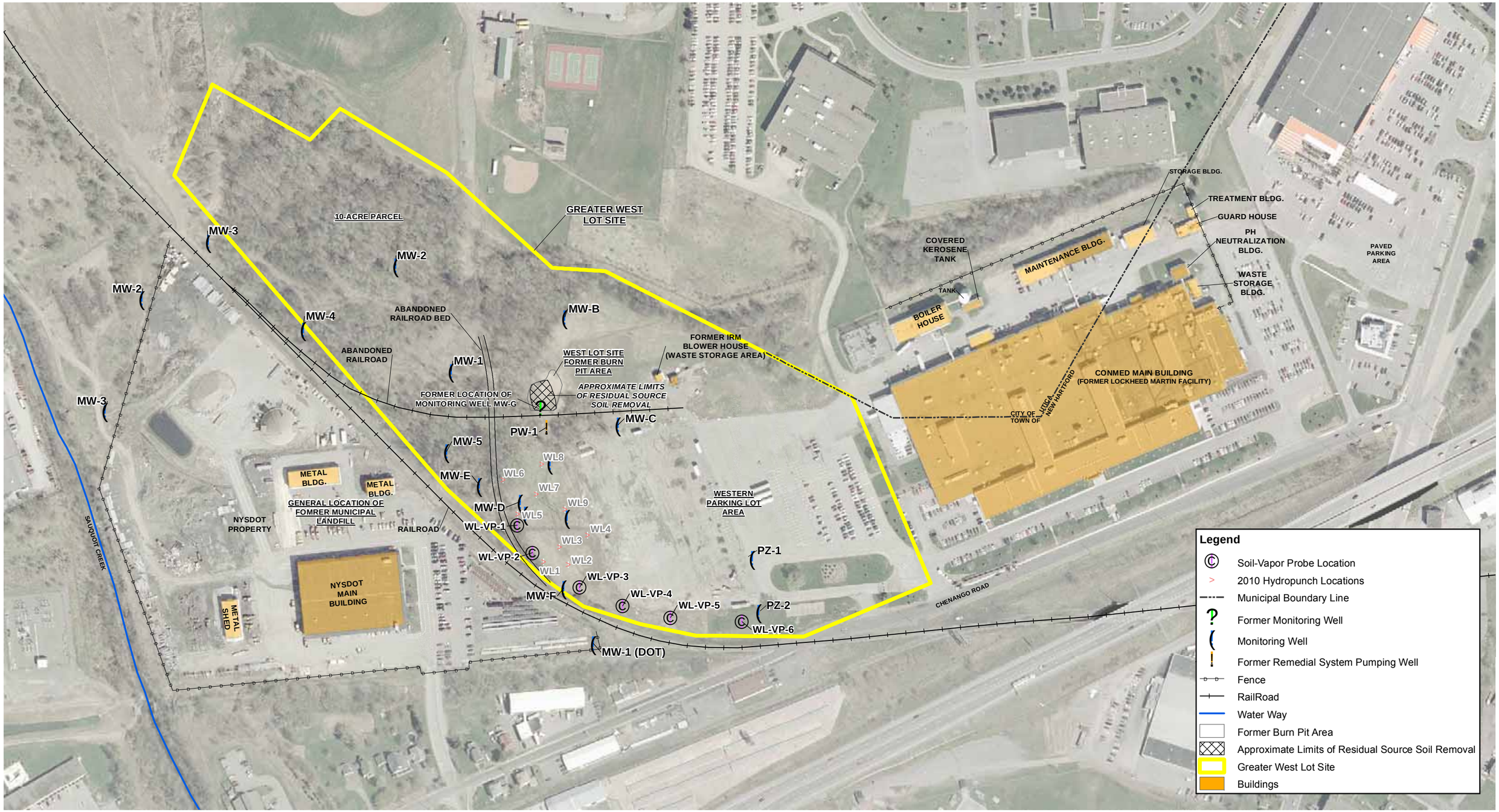

copyright © 2011

ARCADIS
855 Route 146, Suite 210
Clifton Park, NY 12065
Tel (518)250-7300 Fax (518)250-7301

Source Notes:

Aerial taken in 2003
Coordinate System: NAD 1983 StatePlane, New York Central, FIPS 3102

ArcGIS Version: ArcInfo 10

Map Date: 8/1/2012 11:36:14 AM

Server: Knoxville
File Location: I:\LockheedMartin\Utica\ArcMap\2012\20120430_Fig3_SoilVaporProbe.mxd

Last Edited By: rgmckinney

Checked By: J. Bonsteel

Project Manager: P. Milionis

Dept. Manager: E. Rankin

Data: G:\GIS\LM_Utica\Data\Shp

Project Number: NJ001037.0001

Soil Vapor Probe Locations

Continued Investigation Activities
West Lot Site / Former Lockheed Martin French Road Facility
Utica, New York

Figure: 3

250 125 0 250
Feet

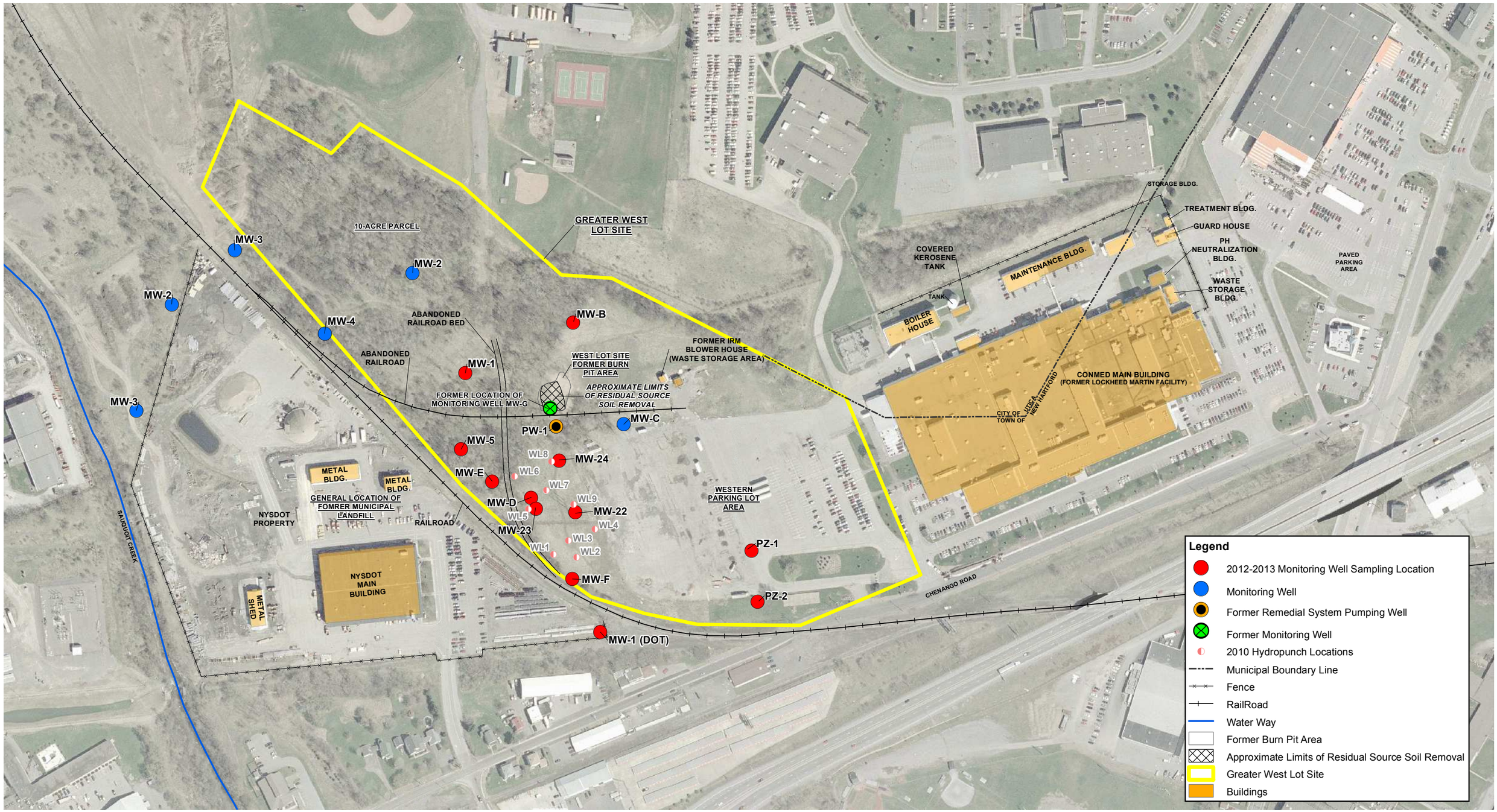

copyright © 2011

ARCADIS
855 Route 146, Suite 210
Clifton Park, NY 12065
Tel (518)250-7300 Fax (518)250-7301

Source Notes:

Aerial taken in 2003
Coordinate System: NAD 1983 StatePlane, New York Central, FIPS 3102

ArcGIS Version: ArcInfo 10

Map Date: 4/30/2012 3:17:17 PM

Server: Knoxville
File Location: I:\LockheedMartin\Utica\ArcMap\2012\20120430_Fig4_MonitorWellNetwork.mxd

Last Edited By: rgmckinney

Checked By: J. Bonsteel

Project Manager: P. Milionis

Dept. Manager: E. Rankin

Data: G:\GIS\LM_Utica\Data\Shp

Project Number: NJ001037.0001

Figure: 4

Monitoring Well Network

Continued Investigation Activities
West Lot Site / Former Lockheed Martin French Road Facility
Utica, New York

N

250 125 0 250
Feet

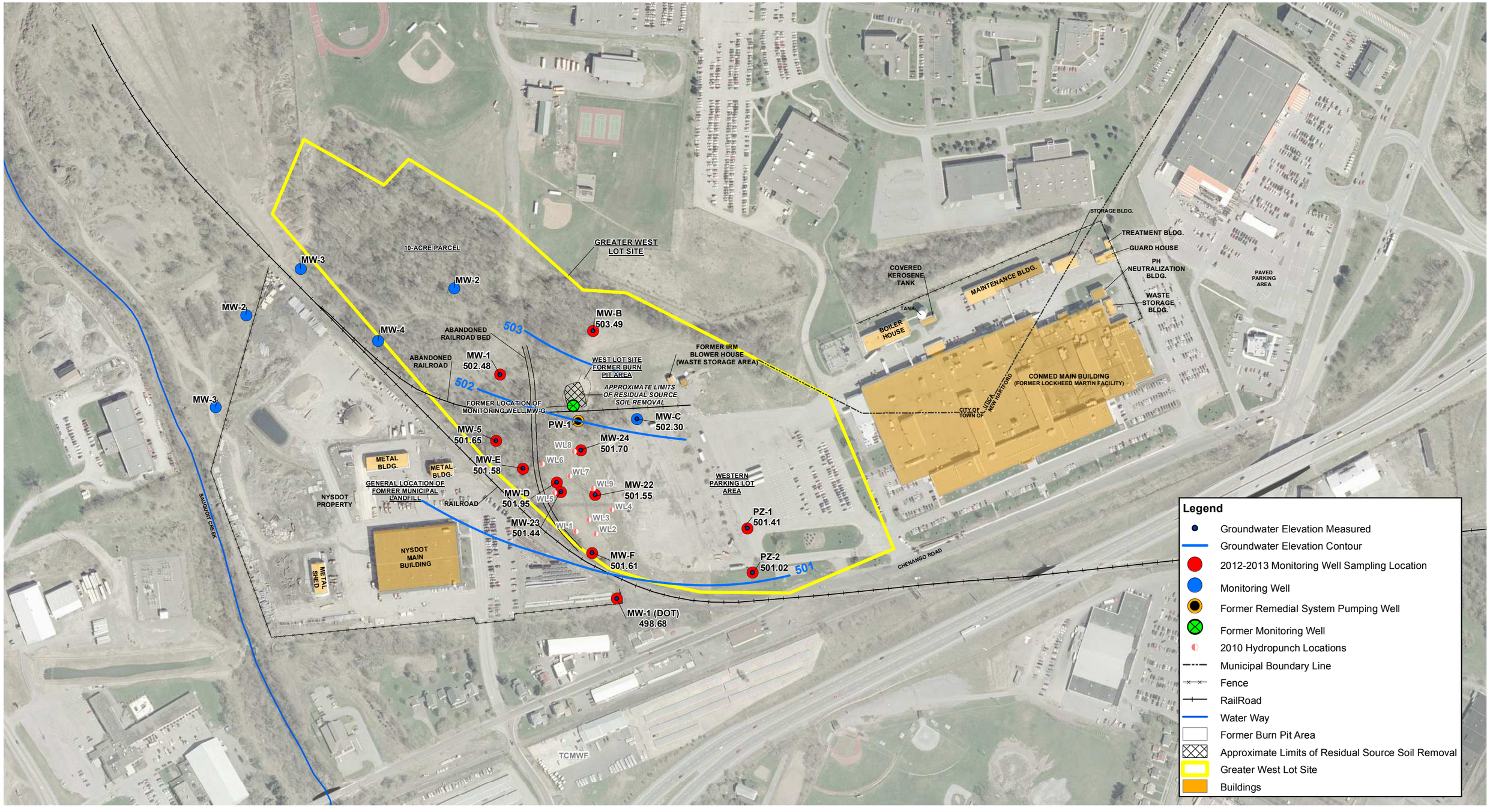

copyright © 2012

ARCADIS
855 Route 146, Suite 210
Clifton Park, NY 12065
Tel (518)250-7300 Fax (518)250-7301

Source Notes:

Aerial taken in 2003
Coordinate System: NAD 1983 StatePlane, New York Central, FIPS 3102

ArcGIS Version: ArcInfo 10

Map Date: 7/19/2012 10:15:39 AM

Server: Knoxville
File Location: I:\LockheedMartin\Utica\ArcMap\2012\20120719_Fig5_GroundwaterContourMap.mxd

Last Edited By: rgmckinney

Checked By: J. Bonsteel

Project Manager: P. Milionis

Dept. Manager: E. Rankin

Data: G:\GIS\LM_Utica\Data\Shp

Project Number: NJ001037.0001

Groundwater Contour Map

Continued Investigation Activities
West Lot Site / Former Lockheed Martin French Road Facility
Utica, New York

Figure: 5

N

250 125 0 250

Feet

ARCADIS

Appendix A

Table 1. Results of the 2012 Water Bill Survey, Solvent Dock Area, Former Lockheed Martin French Road Facility, Utica, NY

Address	Use	Map Reference Number	Owner	Record of Water Bill from Mohawk Valley Water Authority (Y/N)	Fiscal Year to Date Consumption Listed on Quarterly Water Bill* (x100 ft3)	(Gal)	Parcel	Owner Address	City/State
Rugby Road									
NA	Rugby Park	99	City Of Utica	Y	14	105	329.7-2-41	1 Kennedy Plz	Utica NY 13502
402	Single Family Residence	42	Juana Marie Mitchell	Y	86	643	329.11-1-56	67-30 164th Street	Flushing, NY
410	Single Family Residence	43	Michelle J Reath	Y	60	449	329.11-1-60	410 Rugby Road	Utica, NY
412	Single Family Residence	44	James J Sheheen, Wf Sheheen	Y	155	1160	329.11-1-61	412 Rugby Road	Utica, NY
424	Single Family Residence	45	The Orange Tree, LLC	Y	41	307	329.11-1-1	P.O. Box 178	Utica, NY 13503
Quentin Road									
401	Single Family Residence	66	Kathleen H. Tamer	Y	42	314	329.11-1-52	401 Quentin Road	Utica, NY 13502
402	Single Family Residence	64	Sharon Hosey	Y	67	501	329.11-1-34	402 Quentin Road	Utica, NY 13502
403	Single Family Residence	63	Christine Fredsell	Y	32	239	329.11-1-51	403 Quentin Road	Utica, NY 13502
404	Single Family Residence	62	Michael Markis	Y	28	209	329.11-1-35	404 Quentin Road	Utica, NY 13502
405	Single Family Residence	61	Agnes Karam, Bernadette Ann Sunderlin	Y	46	344	329.11-1-50	2812 Ogden Place	Utica, NY 13502
406	Single Family Residence	60	Thomas Lloyd, Theresa Lloyd	Y	39	292	329.11-1-36	406 Quentin Road	Utica, NY 13502
408	Single Family Residence	59	Michael A. Lorento	Y	44	329	329.11-1-37	408 Quentin Road	Utica, NY 13502
412	Single Family Residence	58	Jeffery P. Jones	Y	62	464	329.11-1-38	412 Quentin Road	Utica, NY 13502
413	Single Family Residence	57	James R. Grannis	Y	42	314	329.11-1-47	413 Quentin Road	Utica, NY 13502
414	Single Family Residence	55	Lois A. Borman, Michele S Devendorf	Y	16	120	329.11-1-39	414 Quentin Road,	Utica, NY 13502
415	Single Family Residence	56	Thomas M. Lloyd, Theresa M Lloyd	Y	12	90	329.11-1-46	406 Quentin Road	Utica, NY 13502
416	Single Family Residence	54	Paul F Sacco	Y	56	419	329.11-1-40	129 Gilbert Rd	New Hartford NY 13413
418	Single Family Residence	53	M. M. Richardson, L Finn	Y	11	82	329.11-1-41	418 Quentin Road	Utica, NY 13502
419	Single Family Residence	52	Thomas M Lloyd, Theresa M Lloyd	Y	69	516	329.11-1-44	406 Quentin Road	Utica, NY 13502
420	Single Family Residence	51	John Ormsby	Y	4	30	329.11-1-42	P.O. Box 8533	Utica, NY 13505

Table 1. Results of the 2012 Water Bill Survey, Solvent Dock Area, Former Lockheed Martin French Road Facility, Utica, NY

Address	Use	Map Reference Number	Owner	Record of Water Bill from Mohawk Valley Water Authority (Y/N)	Fiscal Year to Date Consumption Listed on Quarterly Water Bill* (x100 ft3)	(Gal)	Parcel	Owner Address	City/State
421	Single Family Residence	50	Denise M Wereszynski	Y	64	479	329.11-1-43	421 Quentin Road	Utica, NY 13502
422 (403 Gilmore Pl)	Single Family Residence	49	John Ormsby, Patricia A Ball	Y	50	374	329.11-1-4	422 Quentin Road	Utica, NY 13502
423	Single Family Residence	47	John Watters, Beatrice Watters	Y	31	232	329.11-1-3	423 Quentin Road	Utica, NY 13502

* Water used is from beginning of fiscal year starting in April 2011 through most recent billing period.

1) 329.11-1-1 is listed as "GILMORE Pl" address, the windshield survey shows a house number for Rugby Road.

2) 329.11-1-52 is listed as "LOMOND Pl" address, the windshield survey shows a house number for Quentin Road.

2) 329.11-1-4 is listed as "403 GILMORE Pl" address, the windshield survey shows a house number for Quentin Road.

Table 1. Results of the 2012 Water Bill Survey, Solvent Dock, Former Lockheed Martin French Road Facility, Utica, NY

Address	Use	Map Reference Number	Owner	Record of Water Bill from Mohawk Valley Water Authority (Y/N)	Fiscal Year to Date Consumption Listed on Quarterly Water Bill* (x100 ft3)	(Gal)	Parcel	Owner Address	City/State
French Road									
401	Single Family Residence	68	Joy L. Faribank	Y	87	651	329.11-1-30	401 French Road	Utica, NY
402	Single Family Residence	69	Henry Koscinski, Maryann Lilholt	Y	40	299	329.11-1-11	402 French Road	Utica, NY
404	Single Family Residence	70	Richard N. Nower, Heather R Nower	Y	49	367	329.11-1-12	404 French Road	Utica, NY
406	Single Family Residence	71	Paul Kearney	Y	66	494	329.11-1-13	406 French Road	Utica, NY
407	Single Family Residence	73	Zachary J Wasielewski	Y	39	292	329.11-1-29	407 French Road	Utica, NY
408	Single Family Residence	72	Debra A. Ruffule	Y	62	464	329.11-1-14	408 French Road	Utica, NY
409	Single Family Residence	75	Stephanie K. Karuzas	Y	174	1302	329.11-1-28	409 French Road	Utica, NY
410	Single Family Residence	74	Marc E. Lanaux, Serena C Lanaux	Y	116	868	329.11-1-15	410 French Road	Utica, NY
411	Single Family Residence	77	John Jacon, Laura Jacon	Y	35	262	329.11-1-27	411 French Road	Utica, NY
412	Single Family Residence	76	Sean M. Phillips	Y	69	516	329.11-1-16	412 French Road	Utica, NY
414	Single Family Residence	78	Anthony F. Arcuri	Y	92	688	329.11-1-17	RR1 Rte 28 Box 115C	Poland, NY
415	Single Family Residence	80	Eugene W. Schnell	Y	80	598	329.11-1-25	415 French Road	Utica, NY
416	Single Family Residence	79	Michael H Henningsen	Y	36	269	329.11-1-18	416 French Road	Utica, NY
418	Single Family Residence	81	Claudia A. Held	Y	31	232	329.11-1-19	418 French Road	Utica, NY
417-419	Apartments	82	Christian Hamilton	Y	155	1160	329.11-1-24	113 Lyon Place	Utica, NY
420	Single Family Residence	83	Camille F. Campola	Y	32	239	329.11-1-20	420 French Road	Utica, NY
422	Single Family Residence	85	James R. Heintz, Jeanne D Heintz	Y	36	269	329.11-1-21	422 French Road	Utica, NY
423	Single Family Residence	84	Terence G. Weber, Margaret Weber	Y	25	187	329.11-1-23	82 Ballantyne Brae	Utica, NY
424	Single Family Residence	86	Mary Ann Frederick, Shayla Perez	Y	79	591	329.11-1-7	424 French Road	Utica, NY

Table 1. Results of the 2012 Water Bill Survey, Solvent Dock, Former Lockheed Martin French Road Facility, Utica, NY

Address	Use	Map Reference Number	Owner	Record of Water Bill from Mohawk Valley Water Authority (Y/N)	Fiscal Year to Date Consumption Listed on Quarterly Water Bill* (x100 ft3)	(Gal)	Parcel	Owner Address	City/State
425	Single Family Residence	87	Linda A. Vogel	Y	48	359	329.11-1-6./1 329.11-1-6./2	425 French Road	Utica, NY
429	Single Family Residence	89	Brigid M Russell, Anita D Allen	Y	66	494	329.7-2-20	429 French Road	Utica, NY
431	Single Family Residence	90	Mark C Curley	Y	8	60	329.7-2-19	2801 Dunham Rd	Utica, NY
433	Single Family Residence	91	Richard Omes, Darlene A Sobers	Y	53	396	329.7-2-18	433 French Road	Utica, NY
435	Single Family Residence	92	Bernard M. Solan Jr., Dana Solan	Y	68	509	329.7-2-17	435 French Road	Utica, NY
437	Single Family Residence	93	Raymond A. Alessandrini	Y	25	187	329.7-2-16	437 French Rd	Utica, NY
439	Single Family Residence	94	Sharon A. Winn	Y	20	150	329.7-2-15	439 French Road	Utica, NY
441	Single Family Residence	95	Aletha Rowlands, Robert T Rowlands	Y	30	224	329.7-2-14	441 French Road	Utica, NY
443	Single Family Residence	96	Jennifer K. Buckley	Y	97	726	329.7-2-13	443 French Road	Utica, NY
445	Single Family Residence	97	Joseph J. Bouse, Grace M Bouse	Y	48	359	329.7-2-12	445 French Road	Utica, NY
447	Single Family Residence	98	Matt S. Olejarczyk, Wf Olejarczyk	Y	10	75	329.7-2-11	447 French Road	Utica, NY
485	Chanatry's Shopping Center	100	Chanatry's French Road Market	Y	1635	12231	329-7-2-9	485 French Road	Utica, NY
450	Mercurios Service Center	101	Mark Mercurio	Y	37	277	329.7-3-8	1 Marlboro Road	New Hartford NY 13413
488	Funeral Home	102	Christopher J McGrath, Deborah B McGrath of Revocable Living Trust	Y	84	628	329.7-3-6.1	314 Tumbleweed Dr	Deerfield NY 13502
470	Bar and Restaurant	103	470 French Road LLC	Y	383	2865	329.7-3-6.2	P.O. Box 213	Yorkville NY 13495
494	Trains/Guns	104	William C Koury	Y	12	90	329.7-3-1.2	2 Woodstream Ct	New Hartford NY 13413
496-498	SportPlex and Appartment	105	Mom's Development LLC	Y	6	45	329.7-3-1.1	496 498 French Road	Utica, NY
525	ConMed (Utica/New Hartford)	8	Oneida Co. Ind. Dev. Agency	Y	26059	194947	329.7-1-1 317.000-2-8.1 317.000-2-12	525 French Road	Utica, NY
535	IHOP (New Hartford)	7	Widewaters French Rd. Co.	Y	518	3875	317.000-2-8.7	450 N. Brand Bldv., 7th Fl.	Glendale, CA 91203
545	Home Depot (New Hartford)	6	Widewaters French Rd. Co.	Y	1180	8828	317.000-2-8.6	Property Tax Dpt. RE#1254 P.O. Box 105842	Atlanta, GA 30348

* Water used is from beginning of fiscal year starting in April 2011 through most recent billing period.

Table 1. Results of the 2012 Water Bill Survey, Solvent Dock, Former Lockheed Martin French Road Facility, Utica, NY

Address	Use	Map Reference Number	Owner	Record of Water Bill from Mohawk Valley Water Authority (Y/N)	Fiscal Year to Date Consumption Listed on Quarterly Water Bill* (x100 ft3)	(Gal)	Parcel	Owner Address	City/State
Lyon Place									
124	Single Family Residence	109	Nancy A Dellerba	Y	50	374	329.11-2-4	124 Lyon Place	Utica, NY
Seward Ave									
200	Divine Brothers Company	108	Williamsville Buff Co. Inc.	Y	499	3733	329.7-3-3	200 Seward Ave	Utica, NY
210	Munson Machinery Co. Inc.	107	Munson Machinery Co. Inc.	Y	362	2708	329.7-3-4	210 Seward Ave	Utica, NY
216	McHarris Gifts Outlet	106	Joseph McHarris	Y	11	82	329.7-3-9	216 Seward Ave	Utica, NY
NY Mills School									
1	Marauder Boulevard (New Harford)	1	New York Middle School	Y	2359	17648	317.018-2-1.1 317.018-2-1.2	800 Park Avenue	New Hartford, NY 13501
Notre Dame High School									
2	Notre Dame Lane	2	Roman Catholic Diocese of Syracuse	Y	2548	19062	317.19-1-3	2 Notre Dame Lane	Utica, NY
Lomond Place									
308	Single Family Residence	65	Rose M Acee, Anthony M Acee, II	Y	118	883	329.11-1-33	308 Lomond Place	Utica, NY 13502
316	Single Family Residence	67	Thomas J. Mitchell, Wf Mitchell	Y	61	456	329.11-1-53	316 Lomond Place	Utica, NY
Gilmore Place									
305	Single Family Residence	88	Diane L Rovou	Y	24	180	329.11-1-5	3 Marlboro Rd	New Hartford NY 13413
306	Sitrin -Special Needs Residences	48	Gan Kavod, Inc	Y	1	7	329.7-2-21	2050 Tilden Ave	New Hartford NY 13413
311	Single Family Residence	46	Helen J Kroll	Y	5	37	329.11-1-2	311 Gilmore Place	Utica, NY
403 (422 Quentin Rd)	Single Family Residence	49	John M Ormsby, Patricia A Ball	Y	50	374	329.11-1-4	422 Quentin Rd	Utica, NY 13502
Business Park Drive									
107	Business Office	5	CMI Technical Services, L.P.	Y	76	569	317.19-1-6	107 Business Park Drive	Utica, NY
111	Business Office	4	The Indium Corp of America	Y	400	2992	317.19-1-15	34 Robinson Road	Clinton, NY
117	Business Office	3	111-117 Business Park, Realty Corp	Y	(Not active since 2005)	NA	317.19-1-15.2	6 Rhoades Drive	Utica, NY

* Water used is from beginning of fiscal year starting in April 2011 through most recent billing period.

1) NA-Not Available

Table 2. Results of the 2012 Water Bill Survey, West Lot Site, Former Lockheed Martin French Road Facility, Utica, NY

Address	Use	Map Reference Number	Owner	Record of Water Bill from Mohawk Valley Water Authority (Y/N)	Fiscal Year to Date Consumption Listed on Quarterly Water Bill* (x100 ft3)	(Gal)	Parcel	Owner Address	City/State
Chenango Road									
NA	Rail Road	21	Erie Lackawanna R R Co	N	NA	NA	329.6-2-14	Property Tax Dept P.O. Box 84	Philadelphia PA 19101
2422- 2426	Warehouse/Apartments	10	Oneida Housing, Inc	Y[1]	99	741	329.6-1-11	8443 Seneca Tpke Ste 100	New Hartford NY 13413
2427	Dominos Pizza	9	Pierce Prop's Enterprises, Inc.	Y	218	1631	329.6-2-4.1	331 Joslyn Hill Road	Frankfort, NY 13340
2428-2430	Adirondack Compressed Gas, New Hartford Snacks, Critical Imaging	12	Gregory P Evans	Y	6	45	329.6-1-8	3744 Fountain St	Clinton, NY 13323
2429	Scharf Plumbing	11	Lawrence Scharf , Kathleen E Scharf, Scharf Living Trust	Y	42	314	329.6-2-4.2	61 Paris Rd	New Hartford NY 13413
2431	Double Family Residence	13	Maroun Zeina	Y	140	1047	329.6-2-3	4 Toggletown Rd	Clinton NY 13323
2433	Double Family Residence	14	John Rondinelli	Y	25	187	329.6-2-2	2433 Chenango St	Utica, NY 13502
2434	Double Family Residence/Law Offices	15	George J Massoud	Y	9	67	329.6-1-6	2438 Chenango Road	Utica, NY 13502
2436	State DOT	17	State Of New York	Y	999	7474	329.6-1-1	2436 Chenango St	Utica, NY 13502
2436	State DOT Highway	16	State Of New York	Y	NA	NA	329.6-1-2	State Office Building 207 Genesee St	Utica, NY 13501
2438	Single Family Residence	18	George Massoud, Wf Massoud	Y	114	853	329.6-1-5./1	2438 Chenango Road	Utica, NY 13502
2440	Single Family Residence	19	John Massoud	Y	21	157	329.6-1-5./2	2440 Chenango Road	Utica, NY 13502
2448	Animal Hospital	20	Roger C Thompson	Y	209	1564	329.6-1-4	P.O. Box 302	Clinton NY 13323
Lomond Place									
324	Single Family Residence	41	Ann L George	Y	38	284	329.7-2-26	324 Lomond Place	Utica, NY 13502
328	Single Family Residence	40	Helen M Koury	Y	30	224	329.7-2-27	328 Lomond Place	Utica, NY 13502
334	Single Family Residence	39	Shawn E Boak	Y	19	142	329.7-2-28	334 Lomond Place	Utica, NY 13502
340	Double Family Residence	38	Charles Carr, Janice Bohrer	Y	174	1302	329.7-2-30	340 Lomond Place	Utica, NY 13502
342	Double Family Residence	36	Joseph Maline, Lillian Maline	Y	34	254	329.7-2-31	342 Lomond Place	Utica, NY 13502
344	Double Family Residence	37	Maroun Zeina	Y	113	845	329.7-2-32	4 Toggletown Rd	Clinton NY 13323
400	Triple Family Residence	30	Maroun Zeina	Y	204	1526	329.6-2-20	4 Toggletown Rd	Clinton NY 13323
402	Lot	29	Lewis Custom Homes, Inc	Y	(Meter Removed 2008)	NA	329.6-2-18	194 Clinton Rd	New Hartford, NY 13413
408	Lawyers Offices	24	Carl Dziekan, F. Paul Steates	Y	12	90	329.6-2-17	4 Oxford Crossing	New Hartford, NY 13413

Table 2. Results of the 2012 Water Bill Survey, West Lot Site, Former Lockheed Martin French Road Facility, Utica, NY

Address	Use	Map Reference Number	Owner	Record of Water Bill from Mohawk Valley Water Authority (Y/N)	Fiscal Year to Date Consumption Listed on Quarterly Water Bill* (x100 ft3)	(Gal)	Parcel	Owner Address	City/State
425	Access self storage and residence	23	Access Company	Y	104	778	329.6-2-15	54 Borden Ave Apt B22	Norwich, NY 13815
430	U-Haul	22	AREC 6, LLC	Y	36	269	329.6-2-13	P.O. Box 29046	Phoenix, AZ 85038
Keck Place									
403	Single Family Residence	31	Maureen A Lewis	Y	53	396	329.6-2-21	403 Keck Place	Utica, NY 13502
407	Double Family Residence	32	Joan B Massoud	Y	72	539	329.6-2-22	407 Keck Place	Utica, NY 13502
410	Single Family Residence	35	Richard T Maline, Rose Marie Maline	Y	78	584	329.7-2-36	410 Keck Place	Utica, NY 13502
411	Single Family Residence 26 James George, Jr. Y	33	James George, Jr. , JDG Living Trust	Y	8	60	329.6-2-24	411 Keck Place	Utica, NY 13502
417	Double Family Residence 27 William Joseph Y	34	William J Joseph Supp'l Needs Trust, Robert A Joseph	Y	102	763	329.6-2-26	417 Keck Place, 308 French Rd	Utica, NY 13502
Lomond Court									
100	Offices	28	Lomond Place, LLC	Y	33	247	329.10-1-1.1	258 Genesee St	Utica, NY 13502
110	Offices	25	Lomond Place, LLC	Y	219	1638	329.10-1-1.4	258 Genesee St	Utica, NY 13502
120	Offices	26	ND Garden Partners, LLC	Y	62	464	329.10-1-1.3	120 Lomond Ct	Utica, NY 13502
130	Offices	27	Lomond Place, LLC	Y[2]	305	2282	329.10-1-1.2	258 Genesee St	Utica, NY 13502

* Water used is from beginning of fiscal year starting in April 2011 through most recent billing period.

1) According to the Mohawk Valley Water Authority, service is billed to the account for 2424 Chenango Street
2) Two water bills (for two water meters) were provided for 130 Lomond Court
3) NA-Not Available
4) Depending on resource, Chenango Road is also identified in documents as Chenango Ave or Street.
5) Note: Location address listed above are based on City of Utica parcel map location address.

CITY:(DENVER) DIV/GROUP:(ENV) DB: R.MCKINNEY PM: J.BONSTEEL TM: D.ZUCK
PROJECT: NJ001037.0001.00004 I:\LockheedMartin\Utica\ArcMap\2012\20120306 Fig2 LM Water Use Survey.mxd - 3/29/2012 @ 1:43:32 PM

855 Route 146, Suite 210
Clifton Park, NY 12065
Tel (518)250-7300 Fax (518)250-7301



Legend

- Water Use Survey (West Lot)
- Water Use Survey (Solvent Dock)
- Abandoned Railroad Bed
- Fence
- Railroad
- Waterway

0 250 500 1,000 Feet

Source Notes:

Aerial taken in 2008 - Obtained from http://www.nysgis.state.ny.us/gateway/mg/2008/oneida/08ic_o_oneida_c12_4bd.htm
Coordinate System: NAD 1983 StatePlane, New York Central, FIPS 3102

Former Lockheed Martin French Road Facility
Utica, New York

Water Use Survey Properties

ARCADIS

FIGURE
2

George Massoud
Wf Massoud
2438 Chenango Road
Utica, NY 13502

1. Do you have a private well on your property? (Please circle one answer)

   Yes

   No



2. If the answer to Question #1 is Yes, can Lockheed Martin contact you (by phone) to discuss further? (Please circle one answer)

   Yes

   No

   Phone Number: _____

George J. Massoud
2438 Chenango Road
Utica, NY 13502

1. Do you have a private well on your property? (Please circle one answer)

   Yes

   No

2. If the answer to Question #1 is Yes, can Lockheed Martin contact you (by phone) to discuss further? (Please circle one answer)

   Yes

   No

   Phone Number: _____

John Rondinelli
2433 Chenango Road
Utica, NY 13502

1. Do you have a private well on your property? (Please circle one answer)

   Yes

   No

2. If the answer to Question #1 is Yes, can Lockheed Martin contact you (by phone) to discuss further? (Please circle one answer)

   Yes

   No

   Phone Number: _____

Roger C. Thompson
P.O. Box 302
Clinton, NY 13323

1. Do you have a private well on your property? (Please circle one answer)

   Yes

   No

2. If the answer to Question #1 is Yes, can Lockheed Martin contact you (by phone) to discuss further? (Please circle one answer)

   Yes

   No

   Phone Number: _____

John Massoud
2440 Chenango Road
Utica, NY 13502

1. Do you have a private well on your property? (Please circle one answer)

   Yes

   No

2. If the answer to Question #1 is Yes, can Lockheed Martin contact you (by phone) to discuss further? (Please circle one answer)

   Yes

   No

   Phone Number: _____

Pierce Prop's Enterprises, Inc.
331 Joslyn Hill Road
Frankfort, NY 13340

1. Do you have a private well on your property? (Please circle one answer)

   Yes

   No

2. If the answer to Question #1 is Yes, can Lockheed Martin contact you (by phone) to discuss further? (Please circle one answer)

   Yes

   No

   Phone Number: _____

Lawrence Scharf, Kathleen E. Scharf
Scharf Living Trust
61 Paris Road
New Hartford, NY 13413

1. Do you have a private well on your property? (Please circle one answer)

   Yes

   No

2. If the answer to Question #1 is Yes, can Lockheed Martin contact you (by phone) to discuss further? (Please circle one answer)

   Yes

   No

   Phone Number: _____

Maroun Zeina
4 Toggletown Road
Clinton, NY 13323

1. Do you have a private well on your property? (Please circle one answer)

   Yes

   No

2. If the answer to Question #1 is Yes, can Lockheed Martin contact you (by phone) to discuss further? (Please circle one answer)

   Yes

   No

   Phone Number: _____

ARCADIS

Appendix B

ARCADIS

Permanent Soil Vapor Point Construction Log

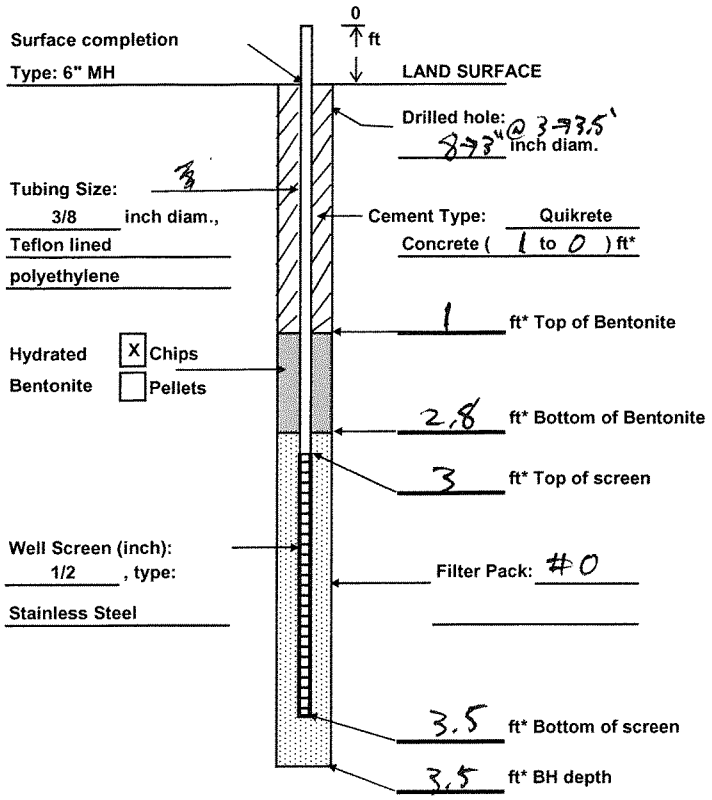

Project Name and No.: LMC Utica

Point ID: WL-VP-1 Address: 525 French Road (ConMed)

Town/City: Utica State: NY

Land-Surface Elevation and Datum:

NA feet ☐ Surveyed ☐ Estimated

Coordinates- Northing: Easting:

Installation Date(s): 4/2/12

Drilling Contractor: (Diller/Helper) Zebra

Installation Method: Geoprobe

Equipment Used: Shovel, Rig (Air Knife)

Groundwater Information:

Well ID:	MW-D	2 S/D
Well Screen Setting:		
Static Depth to Water:	5.11	4.43

Vapor Point Purpose: Perimeter Evaluation

Remarks: DTW @ MW-D ~ 5.11' BLS; @ 2 S/D ~ 4.43' BLS. location was Air Knifed to 3', Hand Cleared from 3-3.5'.

**Measuring Point is Top of Well Casing Unless Otherwise Noted.

Prepared by Dan Zuck

ARCADIS

Permanent Soil Vapor Point Construction Log

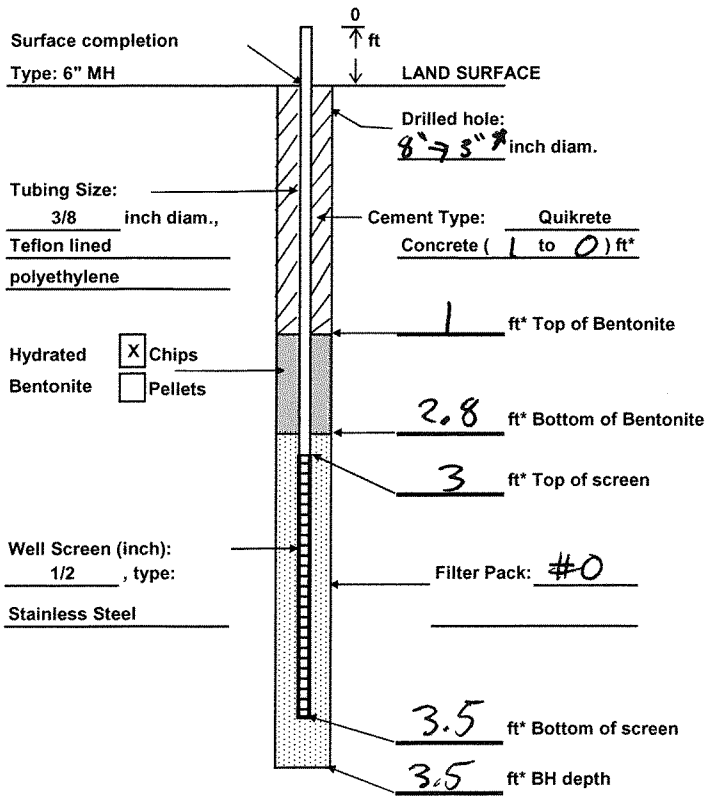

Project Name and No.: LMC Utica

Point ID: WL-VP-2 Address: 525 French Road (ConMed)

Town/City: Utica State: NY

Land-Surface Elevation and Datum:

NA feet ☐ Surveyed ☐ Estimated

Coordinates- Northing: Easting:

Installation Date(s):

Drilling Contractor: Zebra
(Diller/Helper)

Installation Method: Geoprobe

Equipment Used: Shovel, Rig

Groundwater Information:

Well ID:	MW-D	MW-F
Well Screen Setting:		
Static Depth to Water:	5.11	5.65

Vapor Point Purpose: Perimeter Evaluation

Remarks: # 3" from 3 → 3.5'

**Measuring Point is Top of Well Casing Unless Otherwise Noted.

Prepared by Dan Zuck

ARCADIS

Permanent Soil Vapor Point Construction Log

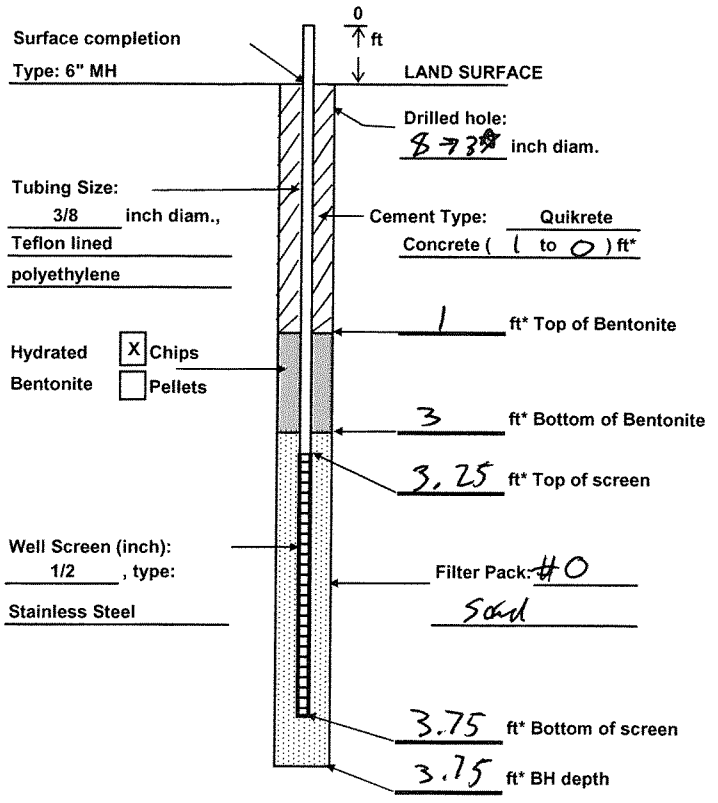

Project Name and No.: LMC Utica

Point ID: WL-VP-3 Address: 525 French Road (ConMed)

Town/City: Utica State: NY

Land-Surface Elevation and Datum:

NA feet ☐ Surveyed ☐ Estimated

Coordinates- Northing: Easting:

Installation Date(s): 4/3/12

Drilling Contractor: (Diller/Helper) Zebra

Installation Method: ~~Geoprobe~~ AT Rig, Hand Auger

Equipment Used: Shovel, Rig

Groundwater Information:

Well ID: MW-F

Well Screen Setting:

Static Depth to Water: ~5.65

Vapor Point Purpose: Perimeter Evaluation

Remarks: Ø 3" @ 3.75 → 3.25

**Measuring Point is Top of Well Casing Unless Otherwise Noted.

Prepared by Dan Zuck

ARCADIS

Permanent Soil Vapor Point Construction Log

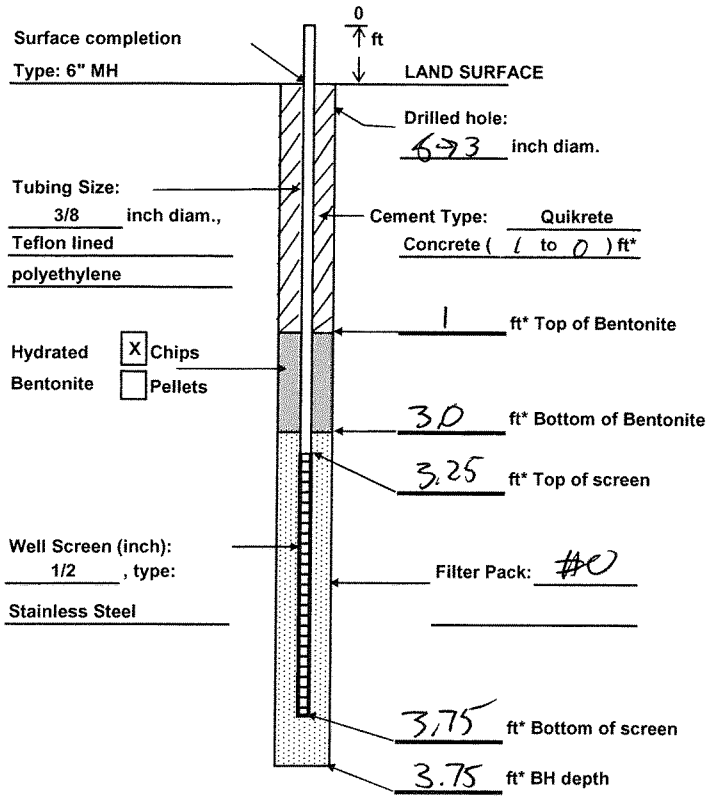

Project Name and No.: LMC Utica

Point ID: WL-VP-4 Address: 525 French Road (ConMed)

Town/City: Utica State: NY

Land-Surface Elevation and Datum:

NA feet ☐ Surveyed ☐ Estimated

Coordinates- Northing: Easting:

Installation Date(s): 4/3/12

Drilling Contractor: (Diller/Helper) Zebra

Installation Method: ~~Geoprobe~~ Air Knife, Hand Auger

Equipment Used: Shovel, Rig

Groundwater Information:

Well ID: MW-F

Well Screen Setting:

Static Depth to Water: ~5.65' BLS

Vapor Point Purpose: Perimeter Evaluation

Remarks: 3" from 3.75→3.25'

**Measuring Point is Top of Well Casing Unless Otherwise Noted.

Prepared by Dan Zuck

ARCADIS

Permanent Soil Vapor Point Construction Log

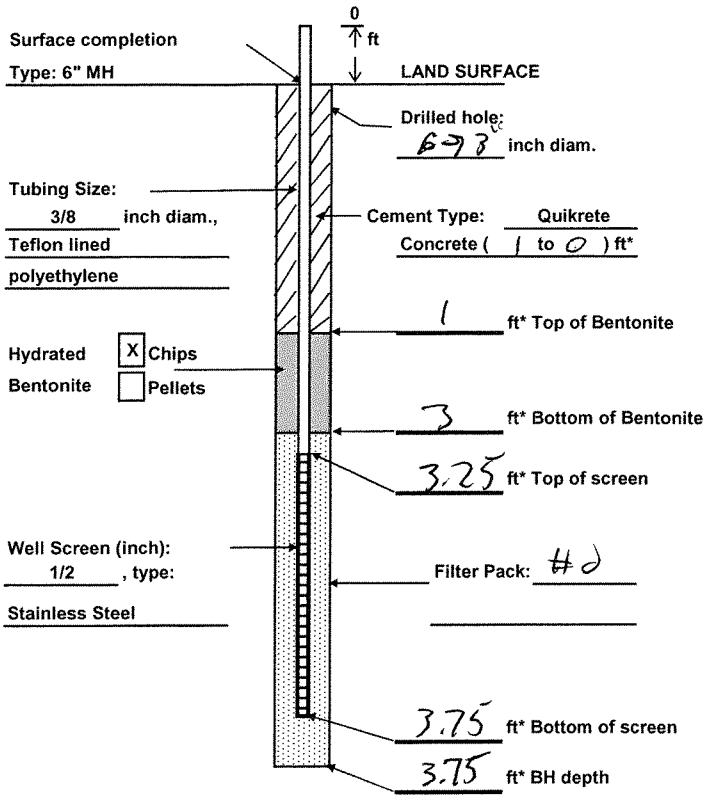

Project Name and No.: LMC Utica

Point ID: ~~WL-VP-5~~ MW-F Address: 525 French Road (ConMed)

Town/City: Utica State: NY

Land-Surface Elevation and Datum:

NA feet ☐ Surveyed ☐ Estimated

Coordinates- Northing: _____ Easting: _____

Installation Date(s): 4/3/12

Drilling Contractor: (Diller/Helper) Zebra

Installation Method: ~~Geoprobe~~ Air Knife, Hand Auger

Equipment Used: Shovel, Rig

Groundwater Information:

Well ID: MW-F

Well Screen Setting: _____

Static Depth to Water: ~5.65

Vapor Point Purpose: Perimeter Evaluation

Remarks: 3" BH @ 3.75 → 3.25'

**Measuring Point is Top of Well Casing Unless Otherwise Noted.

Prepared by Dan Zuck

ARCADIS

Permanent Soil Vapor Point Construction Log

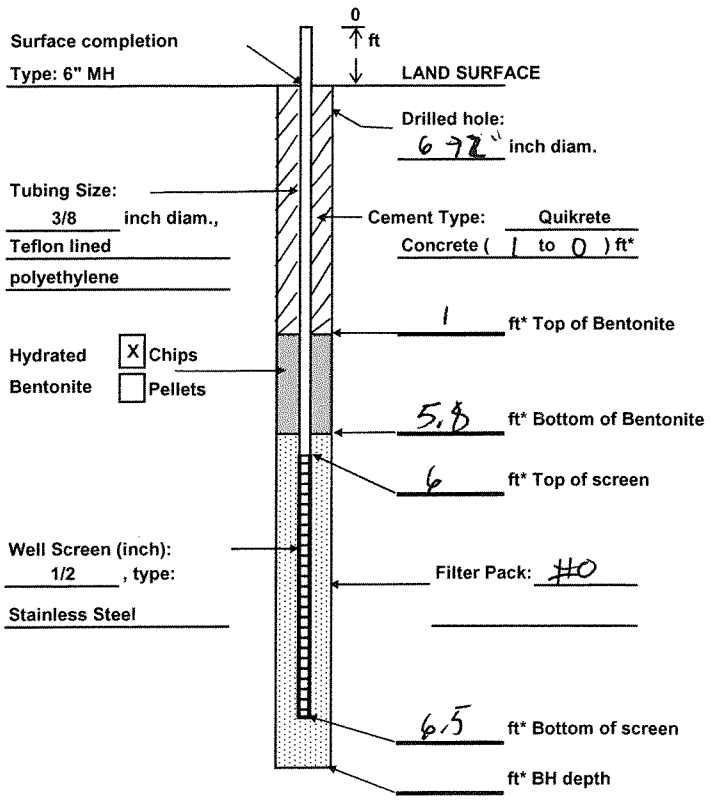

Project Name and No.: LMC Utica

Point ID: WL-VP-6 Address: 525 French Road (ConMed)

Town/City: Utica State: NY

Land-Surface Elevation and Datum:

NA feet ☐ Surveyed ☐ Estimated

Coordinates- Northing: Easting:

Installation Date(s): 4/3/12

Drilling Contractor: (Diller/Helper) Zebra

Installation Method: Geoprobe (6620 DT)

Equipment Used: Shovel, Rig

Groundwater Information:

Well ID: PZ-2

Well Screen Setting:

Static Depth to Water: 8.19' BLS

Vapor Point Purpose: Perimeter Evaluation

Remarks: Hand cleared to 5.8', Geoprobe 5.8→6.5'
2" DH from 6.5→6'

**Measuring Point is Top of Well Casing Unless Otherwise Noted.

Prepared by Dan Zuck

ARCADIS

Appendix C

Soil Gas Sample Collection Log

ARCADIS

Sample ID: WL-VP-1

Client:	LMC	**Date/Day:**	4/13/12
Project:	LMC Utica	**Sample Intake Height:**	1' ALS
Location:	French Road, Utica, NY	**Subcontractor:**	NA
Project #:	NJ001037	**Miscellaneous Equipment:**	Trucks and cars
Samplers:	Daniel Zuck	**Subcontractor:**	None
Logged By:	Daniel Zuck	**Equipment:**	Hand Pump
Sampling Depth:	3' - 3.5'	**Moisture Content of Sampling Zone (circle one):**	(Dry) / Moist
Probe (circle one):	(Permanent) / Temporary	**Approximate Volume of Sampling Train::**	9 mL x 5 = 45 mL
Time of Collection:	Start: 1017 Finish: 1153	**Approximate Purge Volume:**	[(45 + 20.18 mL) = 65 mL * (3v)]= 195 mL purged pre-sample.

Nearby Groundwater Monitoring Wells/Water Levels:

Well ID	Depth to Groundwater (feet)
~~PZ-2~~	~~8.07~~ 8.93
MW-23	7.22

SUMMA Canister Information

Size (circle one): (1 L) 6 L

Canister ID: 232

Flow Controller ID: 184

Tracer Gas Information (if applicable)

Tracer Gas: Helium

Canister Pressure (inches Hg):	
Measured Prior to Sample Collection	**Measured Following Sample Collection**
-30	-5

Tracer Gas Concentration (if applicable):		
Measured from Soil Vapor Tubing	**Measured in 'Concentrated' Area**	
Post Purge	**Prior to Purging**	**Post Purging**
(Green) / Red (1) 2 3 4 5 6 7	Green / (Red) 1 2 3 4 5 6 (7)	Green / (Red) 1 2 3 4 5 6 (7)

General Observations/Notes:

Photo #: 1571

Approximating One-Well Volume (for purging temporary points):
A 6-inch sampling area will have sampling volume of approximately 20.18 mL. Each foot of 1/4-inch tubing will have a volume of approximately 8.62 ml.

Soil Gas Sample Collection Log

ARCADIS

Sample ID: WL-VP-2 / DUP-041312

Client:	LMC	**Date/Day:**	4/13/12
Project:	LMC Utica	**Sample Intake Height:**	1' ALS
Location:	French Road, Utica, NY	**Subcontractor:**	NA
Project #:	NJ001037	**Miscellaneous Equipment:**	Trucks and cars
Samplers:	Daniel Zuck	**Subcontractor:**	None
Logged By:	Daniel Zuck	**Equipment:**	Hand Pump
Sampling Depth:	~3' - 3.5'	**Moisture Content of Sampling Zone (circle one):**	(Dry) / Moist
Probe (circle one):	(Permanent) / Temporary	**Approximate Volume of Sampling Train::**	9 mL x 5 = 45 mL
Time of Collection:	Start: 1033 Finish: 1210	**Approximate Purge Volume:**	[(45 + 20.18 mL) = 65 mL * (3v)]= 195 mL purged pre-sample.

Nearby Groundwater Monitoring Wells/Water Levels:

Well ID	Depth to Groundwater (feet)
MW-23	7.22

SUMMA Canister Information

Size (circle one): (1 L) 6 L

	VP-2	DUP
Canister ID:	3555	359
Flow Controller ID:	294	69

Tracer Gas Information (if applicable)

Tracer Gas: Helium

Canister Pressure (inches Hg):

Measured Prior to Sample Collection	Measured Following Sample Collection
-26 / -28.25	-5 / -0

Tracer Gas Concentration (if applicable):

Measured from Soil Vapor Tubing	Measured in 'Concentrated' Area	
Post Purge	Prior to Purging	Post Purging
Green / Red (1) 2 3 4 5 6 7	Green / (Red) 1 2 3 4 5 6 (7)	Green / (Red) 1 2 3 4 5 6 (7)

General Observations/Notes:

Photo #: 1572

Note: Duplicate Sample Ran down to (1) @ ~1140.

Approximating One-Well Volume (for purging temporary points):
A 6-inch sampling area will have sampling volume of approximately 20.18 mL. Each foot of 1/4-inch tubing will have a volume of approximately 8.62 ml.

Soil Gas Sample Collection Log

ARCADIS

Sample ID: WL-VP-3

Client:	LMC	**Date/Day:**	4/13/12
Project:	LMC Utica	**Sample Intake Height:**	1' ALS
Location:	French Road, Utica, NY	**Subcontractor:**	NA
Project #:	NJ001037	**Miscellaneous Equipment:**	Trucks and cars
Samplers:	Daniel Zuck	**Subcontractor:**	None
Logged By:	Daniel Zuck	**Equipment:**	Hand Pump
Sampling Depth:	3.75' - 3.75'	**Moisture Content of Sampling Zone (circle one):**	(Dry) / Moist
Probe (circle one):	(Permanent) / Temporary	**Approximate Volume of Sampling Train::**	9 mL x 5 = 46 mL
Time of Collection:	Start: 1052 Finish: 1243	**Approximate Purge Volume:**	[(45 + 20.18 mL) = 65 mL * (3v)]= 195 mL purged pre-sample.

Nearby Groundwater Monitoring Wells/Water Levels:

Well ID	Depth to Groundwater (feet)
MW-23	7.22
MW-F	8.10

SUMMA Canister Information

Size (circle one): (1 L) 6 L

Canister ID: 496

Flow Controller ID: 146

Tracer Gas Information (if applicable)

Tracer Gas: Helium

Canister Pressure (inches Hg):	
Measured Prior to Sample Collection	**Measured Following Sample Collection**
-29	-5

Tracer Gas Concentration (if applicable):		
Measured from Soil Vapor Tubing	**Measured in 'Concentrated' Area**	
Post Purge	**Prior to Purging**	**Post Purging**
(Green) / Red (1) 2 3 4 5 6 7	Green / (Red) 1 2 3 4 5 6 (7)	Green / (Red) 1 2 3 4 5 6 (7)

General Observations/Notes:

Photo #: 1573

Approximating One-Well Volume (for purging temporary points):
A 6-inch sampling area will have sampling volume of approximately 20.18 mL. Each foot of 1/4-inch tubing will have a volume of approximately 8.62 ml.

Soil Gas Sample Collection Log

ARCADIS

Sample ID: WL-VP-4

Client:	LMC	**Date/Day:**	4/13/12
Project:	LMC Utica	**Sample Intake Height:**	1' ALS
Location:	French Road, Utica, NY	**Subcontractor:**	NA
Project #:	NJ001037	**Miscellaneous Equipment:**	Trucks and cars
Samplers:	Daniel Zuck	**Subcontractor:**	None
Logged By:	Daniel Zuck	**Equipment:**	Hand Pump, Restek Helium Detector
Sampling Depth:	3.25' - 3.75'	**Moisture Content of Sampling Zone (circle one):**	(Dry) / Moist
Probe (circle one):	(Permanent) / Temporary	**Approximate Volume of Sampling Train::**	9 mL x 5 = 45 mL
Time of Collection:	Start: 1107 Finish: 1255	**Approximate Purge Volume:**	[(45 + 20.18 mL) = 65 mL * (3v)]= 195 mL purged pre-sample.

Nearby Groundwater Monitoring Wells/Water Levels:

Well ID	Depth to Groundwater (feet)
MW-F	8.10

SUMMA Canister Information

Size (circle one): (1 L) 6 L

Canister ID: 544

Flow Controller ID: ~~AS~~ 155

Tracer Gas Information (if applicable)

Tracer Gas: Helium

Canister Pressure (inches Hg):	
Measured Prior to Sample Collection	**Measured Following Sample Collection**
-32	-3.5

Tracer Gas Concentration (if applicable):		
Measured from Soil Vapor Tubing	**Measured in 'Concentrated' Area**	
Post Purge	**Prior to Purging**	**Post Purging**
(Green) / Red (1) 2 3 4 5 6 7	Green / (Red) 1 2 3 4 5 6 (7)	Green / (Red) 1 2 3 4 5 6 (7)

General Observations/Notes:

Photo #: 1574

Approximating One-Well Volume (for purging temporary points):
A 6-inch sampling area will have sampling volume of approximately 20.18 mL. Each foot of 1/4-inch tubing will have a volume of approximately 8.62 ml.

ARCADIS

Soil Gas Sample Collection Log

Sample ID: WL-VP- 5

Client:	LMC	**Date/Day:**	4/13/12
Project:	LMC Utica	**Sample Intake Height:**	1' ALS
Location:	French Road, Utica, NY	**Subcontractor:**	NA
Project #:	NJ001037	**Miscellaneous Equipment:**	Trucks and cars
Samplers:	Daniel Zuck	**Subcontractor:**	None
Logged By:	Daniel Zuck	**Equipment:**	Hand Pump
Sampling Depth:	3.25' - 3.75'	**Moisture Content of Sampling Zone (circle one):**	Dry / Moist
Probe (circle one):	Permanent / Temporary	**Approximate Volume of Sampling Train::**	9 mL x 5' = 45 mL
Time of Collection:	Start: 1125 Finish: 1300	**Approximate Purge Volume:**	[(45 + 20.18 mL) = 65 mL * (3v)]= 195 mL purged pre-sample.

Nearby Groundwater Monitoring Wells/Water Levels:

Well ID	Depth to Groundwater (feet)
MW-F	8.10
PZ-2	8.07

SUMMA Canister Information

Size (circle one): 1 L 6 L

Canister ID: ~~364~~ 93 222

Flow Controller ID: ~~113~~ ~~222~~ 93 113

Tracer Gas Information (if applicable)

Tracer Gas: Helium

Canister Pressure (inches Hg):

Measured Prior to Sample Collection	Measured Following Sample Collection
-26 (Gauge Ready Low canister full press)	-3

Tracer Gas Concentration (if applicable):

Measured from Soil Vapor Tubing	Measured in 'Concentrated' Area	
Post Purge	Prior to Purging	Post Purging
Green / Red 1 2 3 4 5 6 7	Green / Red 1 2 3 4 5 6 7	Green / Red 1 2 3 4 5 6 7

General Observations/Notes:

Photo #: 1575

Note: First canister Red ~ -26 (#113), Replaced canister w/ #222, still Read -26: Regulator Ready low, not canister pressure.

Approximating One-Well Volume (for purging temporary points):
A 6-inch sampling area will have sampling volume of approximately 20.18 mL. Each foot of 1/4-inch tubing will have a volume of approximately 8.62 ml.

Soil Gas Sample Collection Log

ARCADIS

Sample ID: WL-VP- 6

Client:	LMC	**Date/Day:**	4/13/12
Project:	LMC Utica	**Sample Intake Height:**	1' ALS
Location:	French Road, Utica, NY	**Subcontractor:**	NA
Project #:	NJ001037	**Miscellaneous Equipment:**	Trucks and cars
Samplers:	Daniel Zuck	**Subcontractor:**	None
Logged By:	Daniel Zuck	**Equipment:**	Hand Pump
Sampling Depth:	6' - 6.5'	**Moisture Content of Sampling Zone (circle one):**	(Dry) / Moist
Probe (circle one):	(Permanent) / Temporary	**Approximate Volume of Sampling Train::**	9 mL x 7.5 = 67.5 mL
Time of Collection:	Start: 1140 Finish: 1320	**Approximate Purge Volume:**	[(67.5 + 20.18 mL) = 87.7 mL * (3v)]= 263 mL purged pre-sample.

Nearby Groundwater Monitoring Wells/Water Levels:

Well ID	Depth to Groundwater (feet)
PZ-2	4.07
PZ-1	NA

SUMMA Canister Information

Size (circle one): (1 L) 6 L

Canister ID: 86

Flow Controller ID: 398

Tracer Gas Information (if applicable)

Tracer Gas: Helium

Canister Pressure (inches Hg):	
Measured Prior to Sample Collection	**Measured Following Sample Collection**
-29	-3.25

Tracer Gas Concentration (if applicable):		
Measured from Soil Vapor Tubing	**Measured in 'Concentrated' Area**	
Post Purge	**Prior to Purging**	**Post Purging**
(Green) / Red (1) 2 3 4 5 6 7	Green / (Red) 1 2 3 4 5 6 (7)	Green / (Red) 1 2 3 4 5 6 (7)

General Observations/Notes:

Photo #: 1576

Approximating One-Well Volume (for purging temporary points):
A 6-inch sampling area will have sampling volume of approximately 20.18 mL. Each foot of 1/4-inch tubing will have a volume of approximately 8.62 ml.

ARCADIS

Appendix D

ARCADIS
Infrastructure, environment, facilities

Well Construction Log
(Unconsolidated)

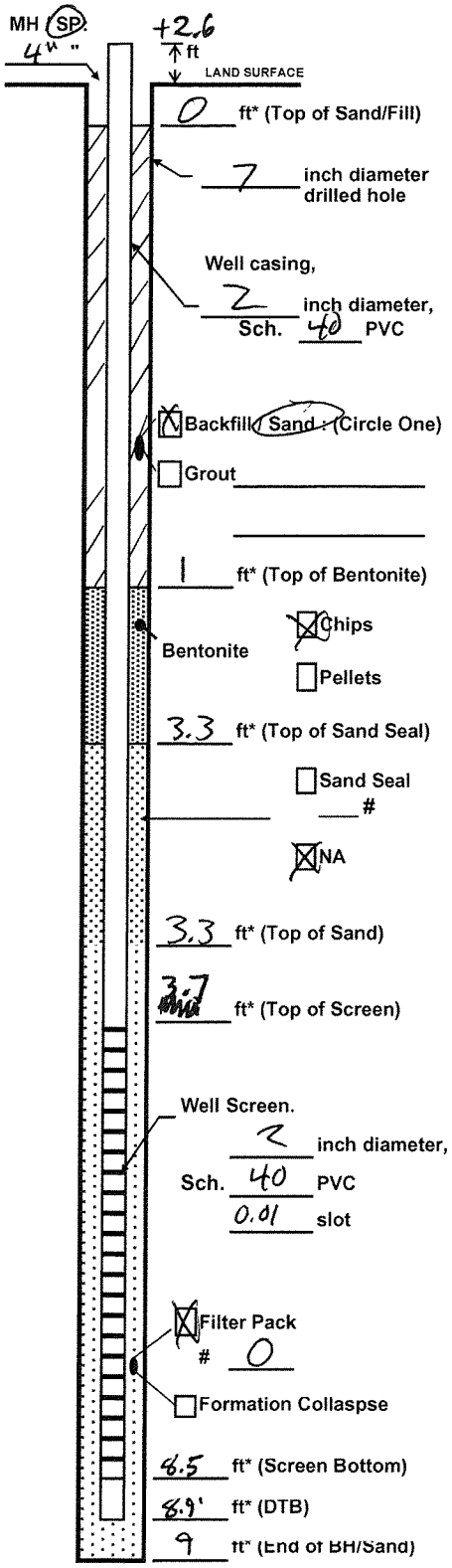

* Depth Below Land Surface

Project Name and No. LMC Utica

Well MW-22 Town/City Utica

County Oneida NY

Permit No. _____

Land-Surface Elevation and Datum:

_____ feet ☐ Surveyed ☐ Estimated

Installation Date(s) 4/2/12

Drilling Method Geoprobe/HSA (7822 DT)

Drilling Contractor Zebra

Drilling Fluid NA

Development Technique(s) and Date(s)

Fluid Loss During Drilling _____ gallons

Water Removed During Development _____ gallons

Static Depth to Water _____ feet below M.P.**

Pumping Depth to Water _____ feet below M.P.**

Pumping Duration _____ hours

Yield _____ gpm Date _____

Specific Capacity _____ gpm/ft

Well Purpose GW/ Monitoring

Remarks 11.50' BTIC

**Measuring Point is Top of Well Casing Unless Otherwise Noted.

Prepared by D. Z

ARCADIS
Infrastructure, environment, facilities

Soil Boring/Sample Log

Boring ID: MW-22 Project Name and No. NJ0010

Site Location: LMC Utica, NY Drilling Started: 4/2/12 Drilling Completed: 4/2/12

Total Depth Drilled: 15 feet Hole Diameter: 7 inches Sampling Interval: 5'

Length and Diameter of Sampling Device: 1.5 x 5' Type of Sampling Device: Liner

Drilling Method: Geoprobe/HSA Drilling Fluid Used: NA

Drilling Contractor: Zebra Driller: _____ Helper: _____

Prepared By: D.Zuck Hammer Weight: NA Hammer Drop: NA inches

Sample Depth (feet below land surface) From	To	Sample Recovery (feet)	Sample Interval (feet)	Sample Description	PID ppb ~~(ppm)~~
0	5	✓	✓	Air Knife See previous Boring log	0
5	10	3'	0→3'	Med→Dark Brown, Silty SAND, M→F., SA→SR, well sated,	425→
				loose, saturated, some M→C. SA→SR Gravel, NO odor/sheen.	0
10	15	4.3'	0→4.3'	SAA except, C. Angular Fractured Cobbles @ 3.9→4.1', Med Brown→Grey.	39
				End of B H @ 15'	

ARCADIS
Infrastructure, environment, facilities

Well Construction Log
(Unconsolidated)

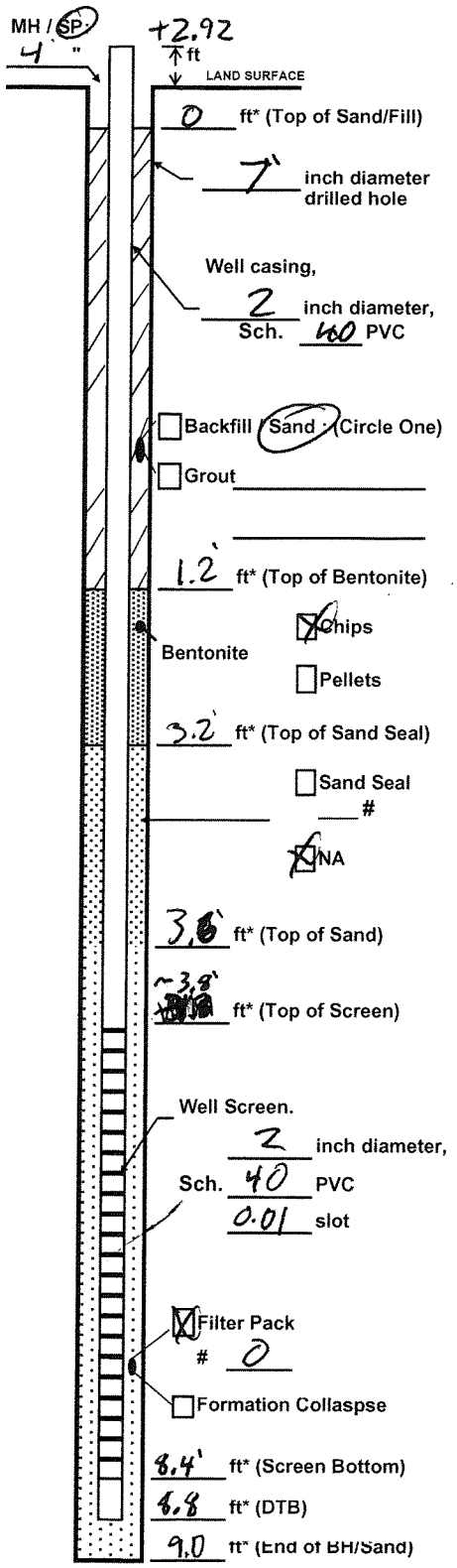

* Depth Below Land Surface

Project Name and No. LMC Utica

Well MW-23 Town/City Utica

County Oneida NY

Permit No.

Land-Surface Elevation and Datum:

_____ feet ☐ Surveyed ☐ Estimated

Installation Date(s) 4/2/17

Drilling Method HSA / Geoprobe (7822DT)

Drilling Contractor Zebra

Drilling Fluid NA

Development Technique(s) and Date(s)

Pump & Surge

Fluid Loss During Drilling 0 gallons

Water Removed During Development _____ gallons

Static Depth to Water _____ feet below M.P.**

Pumping Depth to Water _____ feet below M.P.**

Pumping Duration _____ hours

Yield _____ gpm Date _____

Specific Capacity _____ gpm/ft

Well Purpose GW/ Monitoring

Remarks 11.72' BTOC

**Measuring Point is Top of Well Casing Unless Otherwise Noted.

Prepared by D. Zuck

ARCADIS
Infrastructure, environment, facilities

Soil Boring/Sample Log

Boring ID: MW-23 **Project Name and No.** NJ0010

Site Location LMC Utica, NY **Drilling Started** 4/2/12 **Drilling Completed** 4/2/12

Total Depth Drilled 15' feet **Hole Diameter** 7 inches **Sampling Interval** 5'

Length and Diameter of Sampling Device 1.75 x 5' **Type of Sampling Device** Liner

Drilling Method Geoprobe / HSA **Drilling Fluid Used** NA

Drilling Contractor Zebra **Driller** _____ **Helper** _____

Prepared By D.Zuck **Hammer Weight** NA **Hammer Drop** NA inches

Sample Depth (feet below land surface) From	To	Sample Recovery (feet)	Sample Interval (feet)	Sample Description	PID (~~ppm~~) PPb
0	5'	✓	✓	Air knifed See WL-5 Log	0
5	10'	1.8'	0→0.6'	Red Brown, Silty SAND, vf→f. SA→SR sand, loose, saturated,	0
				Poorly Sorted, NO odor/sheens.	
			0.6→1.8'	Brown/n Gray, Sandy Gravel, M→f sand, M→C gravel	0
				A→SA gravel, SA→SR sand, loose, saturated, No odor/sheens	
10	15'	3.5'	0→0.4'	Slough	0
			0.4'→3.5'	Brownish Gray, Silty SAND, M→C, SA→SR sand, some	0.0
				M→C SA→A gravel, loose, saturated, NP, No odors/sheens	
				EOB of BH@15'	

ARCADIS
Infrastructure, environment, facilities

Well Construction Log
(Unconsolidated)

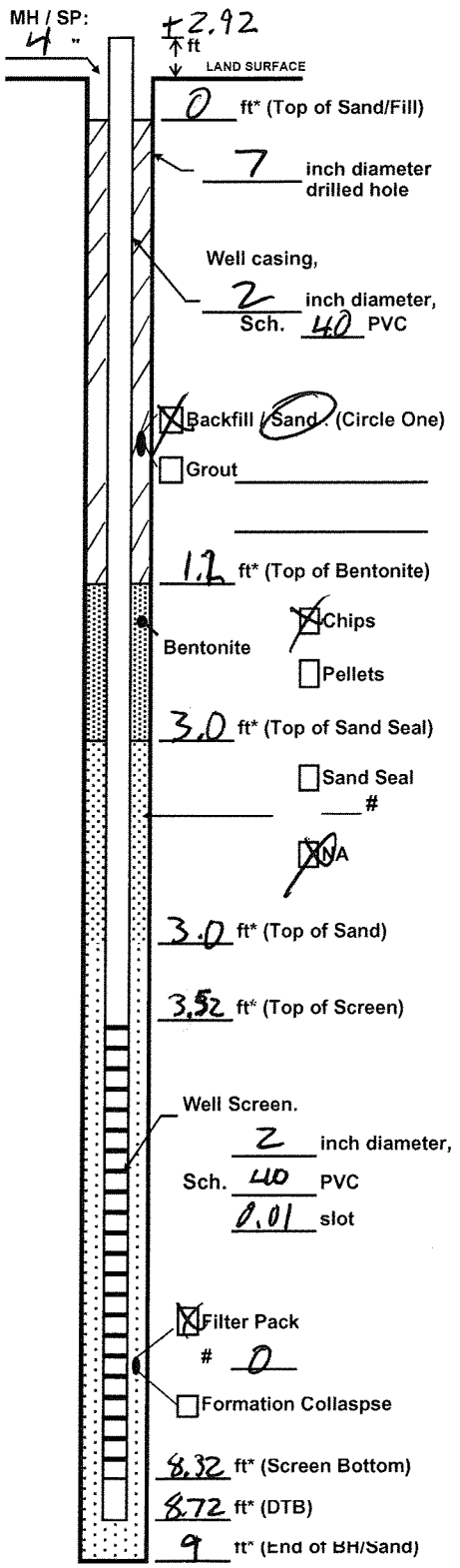

* Depth Below Land Surface

Project Name and No. LMC Utica

Well MW-24 Town/City Utica

County Oneida NY

Permit No.

Land-Surface Elevation and Datum:

_____ feet ☐ Surveyed ☐ Estimated

Installation Date(s) 4/8, 2, 12

Drilling Method Geoprobe / HSA (7822 DT)

Drilling Contractor Zebra

Drilling Fluid NA

Development Technique(s) and Date(s)

Fluid Loss During Drilling 0 gallons

Water Removed During Development _____ gallons

Static Depth to Water _____ feet below M.P.**

Pumping Depth to Water _____ feet below M.P.**

Pumping Duration _____ hours

Yield _____ gpm Date _____

Specific Capacity _____ gpm/ft

Well Purpose GW/ Monitoring

Remarks 11.64 DTB BTOC

**Measuring Point is Top of Well Casing Unless Otherwise Noted.

Prepared by D. Zebra

ARCADIS
Infrastructure, environment, facilities

Soil Boring/Sample Log

Boring ID: MW-24 Project Name and No. LMC Utica

Site Location: Utica, NY Drilling Started: 4/2/12 Drilling Completed: 4/2/12

Total Depth Drilled: 15' feet Hole Diameter: 7" inches Sampling Interval: 5'

Length and Diameter of Sampling Device: 1.25 x 5' Type of Sampling Device: Liner

Drilling Method: Geoprobe/HSA Drilling Fluid Used: NA

Drilling Contractor: Zebra Driller: _____ Helper: _____

Prepared By: D.Zuck Hammer Weight: NA Hammer Drop: NA inches

Sample Depth (feet below land surface) From	To	Sample Recovery (feet)	Sample Interval (feet)	Sample Description	PID (ppm)
0	5'	✓	✓	Hand Cleared, see log for WL-9	0
5	10'	3.6'	0→0.6'	Slough, Saturated	0
			0.6→1.5'	Reddish Brown/Gray, Clayey SILT, loose, Saturated, TP,	0
				No odor/sheen	
			1.5→2.5	Greyish Brown, silty SAND, M→f. SA→SR Sand, loose,	0
				Saturated, trace C. SR→R Sand, No odor/sheen.	
			2.5→3.6'	Red Brown Gray, Silty Gravel, M→C. gravel SA→SR, some	0
				M→C. SA→SR Sand, loose, Saturated, No odor/sheen	
10	15'	3.8'	0→3.8	SAA, 2.1→2.45 trace Rio-odor Black in color.	0
				End of BH @ 15'	

ARCADIS

Appendix E

Lockheed Martin Corporation

Data Usability Summary Report

UTICA, NEW YORK

Volatile Analyses

SDG#C1204029

Analyses Performed By:
Centek Laboratories, LLC

Report: #16239R
Review Level: Tier III
Project: NJ001037.0001.00005

SUMMARY

This data quality assessment summarizes the review of Sample Delivery Group (SDG) # C1204029 for samples collected in association with the Lockheed Martin West Lot, Utica, New York Site. The review was conducted as a Tier III evaluation and included review of data package completeness. Only analytical data associated with constituents of concern were reviewed for this validation. Field documentation was not included in this review. Included with this assessment are the validation annotated sample result sheets, and chain of custody. Analyses were performed on the following samples:

Sample ID	Lab ID	Matrix	Sample Collection Date	Parent Sample	Analysis				
					VOC	SVOC	PCB	MET	MISC
C1204029-001A	WL-VP-1	Air	04/13/2012		X				
C1204029-002A	WL-VP-2	Air	04/13/2012		X				
C1204029-003A	WL-VP-3	Air	04/13/2012		X				
C1204029-004A	WL-VP-4	Air	04/13/2012		X				
C1204029-005A	WL-VP-5	Air	04/13/2012		X				
C1204029-006A	WL-VP-6	Air	04/13/2012		X				
C1204029-007A	AMB-041312	Air	04/13/2012		X				
C1204029-008A	DUP-041312	Air	04/13/2012	WL-VP-2	X				

ANALYTICAL DATA PACKAGE DOCUMENTATION
GENERAL INFORMATION

Items Reviewed	Reported		Performance Acceptable		Not Required
	No	Yes	No	Yes	
Sample receipt condition		X		X	
Requested analyses and sample results		X		X	
Collection Technique (grab, composite, etc.)		X		X	
Methods of analysis		X		X	
Reporting limits		X		X	
Sample collection date		X		X	
Laboratory sample received date		X		X	
Sample preservation verification (as applicable)		X		X	
Sample preparation/extraction/analysis dates		X		X	
Fully executed Chain-of-Custody (COC) form completed		X		X	
Narrative summary of QA or sample problems provided		X		X	
Data Package Completeness and Compliance		X		X	

QA - Quality Assurance

INTRODUCTION

Analyses were performed according to United States Environmental Protection Agency (USEPA) Method TO-15. Data were reviewed in accordance with USEPA National Functional Guidelines of October 1999, USEPA Region II SOP HW-31- Validating Air Samples Volatile Organic Analysis of Ambient Air In Canister by Method TO-15 of October 2006, New York State DEC Analytical Method ASP 2005 TO-15 (QA/QC Criteria R9 TO-15), NYSDEC Modifications to R9 TO-15 QA/QC Criteria February 2008 and NYSDEC Proposed Change to the ASP Regarding Canister Vacuum June 26, 2009.

The data review process is an evaluation of data on a technical basis rather than a determination of contract compliance. As such, the standards against which the data are being weighed may differ from those specified in the analytical method. It is assumed that the data package represents the best efforts of the laboratory and had already been subjected to adequate and sufficient quality review prior to submission.

During the review process, laboratory qualified and unqualified data are verified against the supporting documentation. Based on this evaluation, qualifier codes may be added, deleted, or modified by the data reviewer. Results are qualified with the following codes in accordance with USEPA National Functional Guidelines:

· Concentration (C) Qualifiers

U The compound was analyzed for but not detected. The associated value is the compound quantitation limit.

B The compound has been found in the sample as well as its associated blank, its presence in the sample may be suspect.

· Quantitation (Q) Qualifiers

E The compound was quantitated above the calibration range.

D Concentration is based on a diluted sample analysis.

· Validation Qualifiers

J The compound was positively identified; however, the associated numerical value is an estimated concentration only.

UJ The compound was not detected above the reported sample quantitation limit. However, the reported limit is approximate and may or may not represent the actual limit of quantitation.

JN The analysis indicates the presence of a compound for which there is presumptive evidence to make a tentative identification. The associated numerical value is an estimated concentration only.

UB Compound considered non-detect at the listed value due to associated blank contamination.

N The analysis indicates the presence of a compound for which there is presumptive evidence to make a tentative identification.

R The sample results are rejected.

Two facts should be noted by all data users. First, the "R" flag means that the associated value is unusable. In other words, due to significant quality control (QC) problems, the analysis is invalid and

provides no information as to whether the compound is present or not. "R" values should not appear on data tables because they cannot be relied upon, even as a last resort. The second fact to keep in mind is that no compound concentration, even if it has passed all QC tests, is guaranteed to be accurate. Strict QC serves to increase confidence in data but any value potentially contains error.

VOLATILE ORGANIC COMPOUND (VOC) ANALYSES

1. Holding Times

The specified holding times for the following methods are presented in the following table.

Method	Matrix	Holding Time	Preservation
Method TO-15	Air	30 days storage from collection to analysis	Ambient temperature

All samples were analyzed within the specified holding time criteria.

2. Blank Contamination

Quality assurance (QA) blanks (i.e., method and rinse blanks) are prepared to identify any contamination which may have been introduced into the samples during sample preparation or field activity. Method blanks measure laboratory contamination. Rinse blanks measure contamination of samples during field operations.

A blank action level (BAL) of five times the concentration of a detected compound in an associated blank (common laboratory contaminant compounds are calculated at ten times) is calculated for QA blanks containing concentrations greater than the method detection limit (MDL). The BAL is compared to the associated sample results to determine the appropriate qualification of the sample results, if needed.

Compounds were not detected above the RL in the associated blanks; therefore detected sample results were not associated with blank contamination.

3. Mass Spectrometer Tuning

Mass spectrometer performance and column resolution was acceptable.

4. Calibration

Satisfactory instrument calibration is established to insure that the instrument is capable of producing acceptable quantitative data. An initial calibration demonstrates that the instrument is capable of acceptable performance at the beginning of an experimental sequence. The continuing calibration verifies that the instrument daily performance is satisfactory.

4.1 Initial Calibration

The method specifies percent relative standard deviation (%RSD) and relative response factor (RRF) limits for select compounds only. A technical review of the data applies limits to all compounds with no exceptions.

All target compounds associated with the initial calibration standards must exhibit a %RSD less than the control limit (30%) and an RRF value greater than control limit (0.05).

4.2 Continuing Calibration

All target compounds associated with the continuing calibration standard must exhibit a percent difference (%D) less than the control limit (30%) and RRF value greater than control limit (0.05).

All compounds associated with the calibrations were within the specified control limits, with the exception of the compounds presented in the following table.

Sample Locations	Initial/Continuing	Compound	Criteria
All sample locations within this SDG	CCV %D	1,2,4-Trichlorobenzene	-46.0%
		Hexachloro-1,3-butadiene	-48.1%

The criteria used to evaluate the initial and continuing calibration are presented in the following table. In the case of a calibration deviation, the sample results are qualified.

Initial/Continuing	Criteria	Sample Result	Qualification
Initial and Continuing Calibration	RRF <0.05	Non-detect	R
		Detect	J
	RRF <0.01[1]	Non-detect	R
		Detect	J
	RRF >0.05 or RRF >0.01[1]	Non-detect	No Action
		Detect	
Initial Calibration	%RSD > 30%	Non-detect	UJ
		Detect	J
Continuing Calibration	%D >30% (increase in sensitivity)	Non-detect	No Action
		Detect	J
	%D >30% (decrease in sensitivity)	Non-detect	UJ
		Detect	J

1 RRF of 0.01 only applies to compounds which are typically poor responding compounds (i.e., ketenes, 1,4-dioxane, etc.)

5. Surrogates/System Monitoring Compounds

All samples to be analyzed for organic compounds are spiked with surrogate compounds prior to sample preparation to evaluate overall laboratory performance and efficiency of the analytical technique. VOC analysis requires that all surrogates associated with the analysis exhibit recoveries within the laboratory-established acceptance limits.

All surrogate recoveries were within control limits.

6. Internal Standard Performance

Internal standard performance criteria insure that the GC/MS sensitivity and response are stable during every sample analysis. The criteria requires the internal standard compounds associated with the VOC exhibit area counts that are not greater than 40% or less than 40% of the area counts of the associated continuing calibration standard.

Sample locations associated with internal standards exhibiting responses outside of the control limits are presented in the following table.

Sample Locations	Internal Standard	Response
WL-VP-6	Chlorbenzene-d5	>UL
	Bromochloromethane	AC
	1,4-Difluorobenzene	AC
WL-VP-5 (10X compounds only)	Bromochloromethane	>UL
	1,4-Difluorobenzene	AC
	Chlorobenzene-d5	AC

AC Acceptable

The criteria used to evaluate the internal standard responses are presented in the following table. In the case of an internal standard deviation, the compounds quantitated under the deviant internal standard are qualified as documented in the table below.

Control limit	Sample Result	Qualification
> the upper control limit (UL)	Non-detect	No action
	Detect	J
< the lower control limit (LL) but > 40%	Non-detect	J
	Detect	J
< 40%	Non-detect	R
	Detect	J

Note: Sample results were not qualified as rejected (R) due to the deviations listed above.

7. Laboratory Control Sample /Laboratory Control Sample Duplicate (LCS/LCSD) Analysis

The LCS/LCSD analysis is used to assess the precision and accuracy of the analytical method independent of matrix interferences. The compounds associated with the LCS/LCSD analysis must exhibit a percent recovery within the established acceptance limits of 70% to 130%. The relative percent difference (RPD) between the LCS/LCSD recoveries must exhibit an RPD within the laboratory-established acceptance limits.

Sample locations associated with LCS/LCSD analysis exhibiting recoveries outside of the control limits presented in the following table.

Sample Locations	Compound	LCS Recovery	LCSD Recovery
WL-VP-5 WL-VP-6	1,4-Dioxane	<70% but > 10%	<70% but > 10%
	Hexachloro-1,3-butadiene	>UL	<70% but > 10%
	Isopropyl Alcohol	AC	<70% but > 10%
	Methyl Isobutyl Ketone	AC	<70% but > 10%

The criteria used to evaluate the LCS/LCSD recoveries are presented in the following table. In the case of an LCS/LCSD deviation, the sample results are qualified as documented in the table below.

Control Limit	Sample Result	Qualification
LCS percent recovery >130%	Non-detect	No Action
	Detect	J
LCS percent recovery <70% but > 10%	Non-detect	J
	Detect	J
< 10%	Non-detect	R
	Detect	J

Note: Sample results were not qualified as rejected (R) due to the deviations listed above.
All compounds associated with the LCS/LCSD analysis exhibited recoveries within the control limits; however, sample locations associated with LCS/LCSD recoveries exhibiting an RPD greater than of the control limit presented in the following table.

Sample Locations	Compound
WL-VP-5 WL-VP-6	Isopropyl Alcohol
	Hexachloro-1,3-butadiene
	Methyl Isobutyl Ketone
	1,2,4-Trichlorobenzene
	1,4-Dioxane

The criteria used to evaluate the RPD between the LCS/LCSD recoveries are presented in the following table. In the case of an RPD deviation, the sample results are qualified as documented in the table below.

Control Limit	Sample Result	Qualification
> UL	Non-detect	J
	Detect	J

8. Laboratory Duplicate Analysis

The laboratory duplicate relative percent difference (RPD) criterion is applied when parent and duplicate sample concentrations are greater than or equal to 5 times the RL. A control limit of 20% for air matrices is applied when the criteria above is true. In the instance when the parent and/or duplicate sample concentrations are less than or equal to 5 times the RL, a control limit of three times the RL is applied for air matrices.

Laboratory duplicates were not performed as part of this SDG.

9. Field Duplicate Analysis

Field duplicate analysis is used to assess the precision and accuracy of the field sampling procedures and analytical method. A control limit of 100% for air matrices is applied to the RPD between the parent sample and the field duplicate. In the instance when the parent and/or duplicate sample concentrations are less than or equal to 5 times the RL, a control limit of three times the RL is applied for air matrices.

Results for duplicate samples are summarized in the following table.

Sample ID/Duplicate ID	Compound	Sample Result	Duplicate Result	RPD
WL-VP-2/ DUP-041312	1,2,4-Trimethylbenzene	4.1	2.8	AC
	1,3,5-Trimethylbenzene	1.3	0.75	AC
	2,2,4-trimethylpentane	0.57 J	0.71 U	AC
	4-ethyltoluene	1.4	1.0	AC
	Acetone	210	120	54.5 %
	Benzene	1.8	1.5	AC
	Carbon disulfide	27	22	AC
	Ethylbenzene	14	11 J	AC
	Freon 11	1.4	1.2	AC
	Freon 113	2.1	1.9	AC
	Freon 12	3.9	3.6	AC
	Heptane	2.5	1.7	AC
	m&p-Xylene	40	28	AC
	Methyl Ethyl Ketone	10	6.1	AC
	Methylene chloride	0.49 J	0.53 U	AC
	o-Xylene	12 J	9.7 J	AC
	Tetrachloroethylene	9.2	10	8.3 %
	Toluene	28	23	AC
	Trichloroethene	1.3	0.87	AC

U = Not detected.
AC = Acceptable.
NC = Not compliant.

The calculated RPDs between the parent sample and field duplicate were acceptable.

10. Compound Identification

Compounds are identified on the GC/MS by using the analytes relative retention time and ion spectra.

Sample results associated with compound that exhibited a concentration greater than the linear range of the instrument calibration are summarized in the following table.

Sample ID	Compound	Original Analysis	Diluted Analysis ug/m3	Reported Analysis ug/m3
WL-VP-1	Acetone	--	100 D	100 D
	Carbon Disulfide	--	42 D	42 D
	Ethylbenzene	--	15 D	15 D
	Isopropyl alcohol	--	13 D	13 D
	m&p Xylene	--	40 D	40 D
	o-xylene	--	14 D	14 D
	Toluene	--	28 D	28 D
WL-VP-2	Acetone	--	210 D	210 D
	Carbon Disulfide	--	27 D	27 D
	Ethylbenzene	--	14 D	14 D
	m&p Xylene	--	40 D	40 D
	o-xylene	--	12 D	12 D
	Toluene	--	28 D	28 D
WL-VP-3	Acetone	--	120 D	120 D
	Carbon Disulfide	--	47 D	47 D
	Ethylbenzene	--	21 D	21 D
	m&p Xylene	--	54 D	54 D
	o-xylene	--	16 D	16 D
	Tetrachloroethylene	--	43 D	43 D
	Toluene	--	66 D	66 D
WL-VP-4	Acetone	--	120 D	120 D
	Carbon Disulfide	--	11 D	11 D
	Ethylbenzene	--	9.7 D	9.7 D
	Isopropyl alcohol	--	20 D	20 D
	m&p Xylene	--	25 D	25 D
	Toluene	--	16 D	16 D
WL-VP-5	Acetone	--	450 D	450 D
	Carbon Disulfide	--	25 D	25 D
	Ethylbenzene	--	26 D	26 D
	m&p Xylene	--	75 D	75 D

Sample ID	Compound	Original Analysis	Diluted Analysis ug/m3	Reported Analysis ug/m3
	Methyl Ethyl Ketone	--	15 D	15 D
	Methylene Chloride	--	28 D	28 D
	o-xylene	--	18 D	18 D
	Tetrachloroethylene	--	19 D	19 D
	Toluene	--	43 D	43 D
WL-VP-6	Acetone	--	370 D	370 D
	Carbon Disulfide	--	34 D	34 D
	Ethylbenzene	--	45 D	45 D
	Isopropyl alcohol	--	30 D	30 D
	m&p Xylene	--	150 D	150 D
	o-Xylene	--	38 D	38 D
	Tetrachloroethylene	--	21 D	21 D
	Toluene	--	76 D	76 D
WL-VP-6	Acetone	--	120 D	120 D
	Carbon Disulfide	--	22 D	22 D
	Ethylbenzene	--	11 D	11 D
	m&p Xylene	--	28 D	28 D
	o-Xylene	--	9.7 D	9.7 D
	Toluene	--	23 D	23 D

Note: In the instance where both the original analysis and the diluted analysis sample results exhibited a concentration greater than and/or less than the calibration linear range of the instrument; the sample result exhibiting the greatest concentration will be reported as the final result.

Sample results associated with compounds exhibiting concentrations greater than the linear range are qualified as documented in the table below when reported as the final reported sample result.

Reported Sample Results	Qualification
Diluted sample result within calibration range	D
Diluted sample result less than the calibration range	DJ
Diluted sample result greater than the calibration range	EDJ
Original sample result greater than the calibration range	EJ

11. System Performance and Overall Assessment

Overall system performance was acceptable. Other than for those deviations specifically mentioned in this review, the overall data quality is within the guidelines specified in the method.

DATA VALIDATION CHECKLIST FOR VOCs

VOCs: TO-15	Reported		Performance Acceptable		Not Required
	No	Yes	No	Yes	
GAS CHROMATOGRAPHY/MASS SPECTROMETRY (GC/MS)					
Tier II Validation					
Canister return pressure/vacuum (>1"Hg)		X		X	
Holding times		X		X	
Reporting limits (units)		X		X	
Blanks					
A. Method blanks		X		X	
B. Equipment blanks					X
C. Trip blanks					X
Laboratory Control Sample (LCS)		X	X		
Laboratory Control Sample Duplicate(LCSD)		X	X		
LCS/LCSD Precision (RPD)		X	X		
Field Duplicate (RPD)		X		X	
Surrogate Spike Recoveries		X		X	
Dilution Factor		X		X	
Moisture Content					X
Tier III Validation					
System performance and column resolution		X		X	
Initial calibration %RSDs		X		X	
Continuing calibration RRFs		X		X	
Continuing calibration %Ds		X	X	X	
Instrument tune and performance check		X		X	
Ion abundance criteria for each instrument used		X		X	
Internal standard		X	X		
Compound identification and quantitation					
A. Reconstructed ion chromatograms		X		X	
B. Quantitation Reports		X		X	
C. RT of sample compounds within the established RT windows		X		X	
D. Transcription/calculation errors present		X		X	
E. Reporting limits adjusted to reflect sample dilutions		X		X	

VOCs: TO-15	Reported		Performance Acceptable		Not Required
	No	Yes	No	Yes	
GAS CHROMATOGRAPHY/MASS SPECTROMETRY (GC/MS)					

%RSD Relative standard deviation
%R Percent recovery
RPD Relative percent difference
%D Percent difference

SAMPLE COMPLIANCE REPORT

Sample Delivery Group (SDG)	Sampling Date	Protocol	Sample ID	Matrix	Compliancy[1]					Noncompliance
					VOC	SVOC	PCB	MET	MISC	
C1204029	04/13/2012	TO-15	WL-VP-1	Air	No	--	--	--	--	VOC –CCV%D, Dilutions
C1204029	04/13/2012	TO-15	WL-VP-2	Air	No	--	--	--	--	VOC – CCV%D, Dilutions
C1204029	04/13/2012	TO-15	WL-VP-3	Air	No	--	--	--	--	VOC – CCV%D, Dilutions
C1204029	04/13/2012	TO-15	WL-VP-4	Air	No	--	--	--	--	VOC – CCV%D, Dilutions
C1204029	04/13/2012	TO-15	WL-VP-5	Air	No	--	--	--	--	VOC – CCV%D, Internal Standard, LCS/LCSD/RPD, Dilutions
C1204029	04/13/2012	TO-15	WL-VP-6	Air	No	--	--	--	--	VOC – CCV%D, Internal Standard, LCS/LCSD/RPD, Dilutions
C1204029	04/13/2012	TO-15	AMB-041312	Air	No	--	--	--	--	VOC – CCV%D, Dilutions
C1204029	04/13/2012	TO-15	DUP-041312	Air	No	--	--	--	--	VOC – CCV%D, Dilutions

1 Samples which are compliant with no added validation qualifiers are listed as "yes". Samples which are non-compliant or which have added qualifiers are listed as "no". A "no" designation does not necessarily indicate that the data have been rejected or are otherwise unusable.

VALIDATION PERFORMED BY: Mary Ann Doyle

SIGNATURE: 

DATE: May 16, 2012

PEER REVIEW BY: Dennis Capria

DATE: May 22, 2012

CHAIN OF CUSTODY/
CORRECTED SAMPLE ANALYSIS DATA SHEETS

16239

Centek Laboratories, LLC

Date: *27-Apr-12*

CLIENT:	Arcadis	**Client Sample ID:**	WL-VP-1
Lab Order:	C1204029	**Tag Number:**	232,184
Project:	LMC Corp Utica	**Collection Date:**	4/13/2012
Lab ID:	C1204029-001A	**Matrix:**	AIR

Analyses	Result	**Limit	Qual	Units	DF	Date Analyzed
1UG/M3 BY METHOD TO15		**TO-15**				Analyst: **RJP**
1,1,1-Trichloroethane	< 0.83	0.83		ug/m3	1	4/19/2012 3:09:00 AM
1,1,2,2-Tetrachloroethane	< 1.0	1.0		ug/m3	1	4/19/2012 3:09:00 AM
1,1,2-Trichloroethane	< 0.83	0.83		ug/m3	1	4/19/2012 3:09:00 AM
1,1-Dichloroethane	< 0.62	0.62		ug/m3	1	4/19/2012 3:09:00 AM
1,1-Dichloroethene	< 0.60	0.60		ug/m3	1	4/19/2012 3:09:00 AM
1,2,4-Trichlorobenzene	< 1.1 J	1.1		ug/m3	1	4/19/2012 3:09:00 AM
1,2,4-Trimethylbenzene	3.3	0.75		ug/m3	1	4/19/2012 3:09:00 AM
1,2-Dibromoethane	< 1.2	1.2		ug/m3	1	4/19/2012 3:09:00 AM
1,2-Dichlorobenzene	< 0.92	0.92		ug/m3	1	4/19/2012 3:09:00 AM
1,2-Dichloroethane	< 0.62	0.62		ug/m3	1	4/19/2012 3:09:00 AM
1,2-Dichloropropane	< 0.70	0.70		ug/m3	1	4/19/2012 3:09:00 AM
1,3,5-Trimethylbenzene	1.1	0.75		ug/m3	1	4/19/2012 3:09:00 AM
1,3-butadiene	< 0.34	0.34		ug/m3	1	4/19/2012 3:09:00 AM
1,3-Dichlorobenzene	0.61	0.92	J	ug/m3	1	4/19/2012 3:09:00 AM
1,4-Dichlorobenzene	< 0.92	0.92		ug/m3	1	4/19/2012 3:09:00 AM
1,4-Dioxane	< 1.1	1.1		ug/m3	1	4/19/2012 3:09:00 AM
2,2,4-trimethylpentane	2.0	0.71		ug/m3	1	4/19/2012 3:09:00 AM
4-ethyltoluene	1.1	0.75		ug/m3	1	4/19/2012 3:09:00 AM
Acetone	100 D	14		ug/m3	20	4/19/2012 5:17:00 AM
Allyl chloride	< 0.48	0.48		ug/m3	1	4/19/2012 3:09:00 AM
Benzene	3.3	0.49		ug/m3	1	4/19/2012 3:09:00 AM
Benzyl chloride	< 0.88	0.88		ug/m3	1	4/19/2012 3:09:00 AM
Bromodichloromethane	< 1.0	1.0		ug/m3	1	4/19/2012 3:09:00 AM
Bromoform	< 1.6	1.6		ug/m3	1	4/19/2012 3:09:00 AM
Bromomethane	< 0.59	0.59		ug/m3	1	4/19/2012 3:09:00 AM
Carbon disulfide	42 D	9.5		ug/m3	20	4/19/2012 5:17:00 AM
Carbon tetrachloride	< 0.96	0.96		ug/m3	1	4/19/2012 3:09:00 AM
Chlorobenzene	< 0.70	0.70		ug/m3	1	4/19/2012 3:09:00 AM
Chloroethane	< 0.40	0.40		ug/m3	1	4/19/2012 3:09:00 AM
Chloroform	< 0.74	0.74		ug/m3	1	4/19/2012 3:09:00 AM
Chloromethane	< 0.31	0.31		ug/m3	1	4/19/2012 3:09:00 AM
cis-1,2-Dichloroethene	< 0.60	0.60		ug/m3	1	4/19/2012 3:09:00 AM
cis-1,3-Dichloropropene	< 0.69	0.69		ug/m3	1	4/19/2012 3:09:00 AM
Cyclohexane	< 0.52	0.52		ug/m3	1	4/19/2012 3:09:00 AM
Dibromochloromethane	< 1.3	1.3		ug/m3	1	4/19/2012 3:09:00 AM
Ethyl acetate	< 0.92	0.92		ug/m3	1	4/19/2012 3:09:00 AM
Ethylbenzene	15 D	13		ug/m3	20	4/19/2012 5:17:00 AM
Freon 11	1.3	0.86		ug/m3	1	4/19/2012 3:09:00 AM
Freon 113	1.2	1.2		ug/m3	1	4/19/2012 3:09:00 AM
Freon 114	< 1.1	1.1		ug/m3	1	4/19/2012 3:09:00 AM

Qualifiers:

**	Reporting Limit	.	Results reported are not blank corrected
B	Analyte detected in the associated Method Blank	E	Value above quantitation range
H	Holding times for preparation or analysis exceeded	J	Analyte detected at or below quantitation limits
JN	Non-routine analyte. Quantitation estimated.	ND	Not Detected at the Reporting Limit
S	Spike Recovery outside accepted recovery limits		

10

Centek Laboratories, LLC

Date: *27-Apr-12*

CLIENT:	Arcadis	**Client Sample ID:**	WL-VP-1
Lab Order:	C1204029	**Tag Number:**	232,184
Project:	LMC Corp Utica	**Collection Date:**	4/13/2012
Lab ID:	C1204029-001A	**Matrix:**	AIR

Analyses	Result	**Limit	Qual	Units	DF	Date Analyzed
1UG/M3 BY METHOD TO15		TO-15				Analyst: RJP
Freon 12	3.0	0.75		ug/m3	1	4/19/2012 3:09:00 AM
Heptane	3.2	0.62		ug/m3	1	4/19/2012 3:09:00 AM
Hexachloro-1,3-butadiene	< 1.6	1.6	J	ug/m3	1	4/19/2012 3:09:00 AM
Hexane	< 0.54	0.54		ug/m3	1	4/19/2012 3:09:00 AM
Isopropyl alcohol	13	7.5	D	ug/m3	20	4/19/2012 5:17:00 AM
m&p-Xylene	40	26	D	ug/m3	20	4/19/2012 5:17:00 AM
Methyl Butyl Ketone	< 1.2	1.2		ug/m3	1	4/19/2012 3:09:00 AM
Methyl Ethyl Ketone	3.3	0.90		ug/m3	1	4/19/2012 3:09:00 AM
Methyl Isobutyl Ketone	< 1.2	1.2		ug/m3	1	4/19/2012 3:09:00 AM
Methyl tert-butyl ether	< 0.55	0.55		ug/m3	1	4/19/2012 3:09:00 AM
Methylene chloride	< 0.53	0.53		ug/m3	1	4/19/2012 3:09:00 AM
o-Xylene	14	13	D	ug/m3	20	4/19/2012 5:17:00 AM
Propylene	< 0.26	0.26		ug/m3	1	4/19/2012 3:09:00 AM
Styrene	< 0.65	0.65		ug/m3	1	4/19/2012 3:09:00 AM
Tetrachloroethylene	7.0	1.0		ug/m3	1	4/19/2012 3:09:00 AM
Tetrahydrofuran	< 0.45	0.45		ug/m3	1	4/19/2012 3:09:00 AM
Toluene	28	11	D	ug/m3	20	4/19/2012 5:17:00 AM
trans-1,2-Dichloroethene	< 0.60	0.60		ug/m3	1	4/19/2012 3:09:00 AM
trans-1,3-Dichloropropene	< 0.69	0.69		ug/m3	1	4/19/2012 3:09:00 AM
Trichloroethene	1.8	0.82		ug/m3	1	4/19/2012 3:09:00 AM
Vinyl acetate	< 0.54	0.54		ug/m3	1	4/19/2012 3:09:00 AM
Vinyl Bromide	< 0.67	0.67		ug/m3	1	4/19/2012 3:09:00 AM
Vinyl chloride	< 0.39	0.39		ug/m3	1	4/19/2012 3:09:00 AM

Qualifiers:

- ** Reporting Limit
- B Analyte detected in the associated Method Blank
- H Holding times for preparation or analysis exceeded
- JN Non-routine analyte. Quantitation estimated.
- S Spike Recovery outside accepted recovery limits
- . Results reported are not blank corrected
- E Value above quantitation range
- J Analyte detected at or below quantitation limits
- ND Not Detected at the Reporting Limit

Centek Laboratories, LLC

Date: *27-Apr-12*

CLIENT:	Arcadis	**Client Sample ID:**	WL-VP-2
Lab Order:	C1204029	**Tag Number:**	555,294
Project:	LMC Corp Utica	**Collection Date:**	4/13/2012
Lab ID:	C1204029-002A	**Matrix:**	AIR

Analyses	Result	**Limit	Qual	Units	DF	Date Analyzed
1UG/M3 BY METHOD TO15		TO-15				Analyst: RJP
1,1,1-Trichloroethane	< 0.83	0.83		ug/m3	1	4/19/2012 3:41:00 AM
1,1,2,2-Tetrachloroethane	< 1.0	1.0		ug/m3	1	4/19/2012 3:41:00 AM
1,1,2-Trichloroethane	< 0.83	0.83		ug/m3	1	4/19/2012 3:41:00 AM
1,1-Dichloroethane	< 0.62	0.62		ug/m3	1	4/19/2012 3:41:00 AM
1,1-Dichloroethene	< 0.60	0.60		ug/m3	1	4/19/2012 3:41:00 AM
1,2,4-Trichlorobenzene	< 1.1 J	1.1		ug/m3	1	4/19/2012 3:41:00 AM
1,2,4-Trimethylbenzene	4.1	0.75		ug/m3	1	4/19/2012 3:41:00 AM
1,2-Dibromoethane	< 1.2	1.2		ug/m3	1	4/19/2012 3:41:00 AM
1,2-Dichlorobenzene	< 0.92	0.92		ug/m3	1	4/19/2012 3:41:00 AM
1,2-Dichloroethane	< 0.62	0.62		ug/m3	1	4/19/2012 3:41:00 AM
1,2-Dichloropropane	< 0.70	0.70		ug/m3	1	4/19/2012 3:41:00 AM
1,3,5-Trimethylbenzene	1.3	0.75		ug/m3	1	4/19/2012 3:41:00 AM
1,3-butadiene	< 0.34	0.34		ug/m3	1	4/19/2012 3:41:00 AM
1,3-Dichlorobenzene	< 0.92	0.92		ug/m3	1	4/19/2012 3:41:00 AM
1,4-Dichlorobenzene	< 0.92	0.92		ug/m3	1	4/19/2012 3:41:00 AM
1,4-Dioxane	< 1.1	1.1		ug/m3	1	4/19/2012 3:41:00 AM
2,2,4-trimethylpentane	0.57	0.71	J	ug/m3	1	4/19/2012 3:41:00 AM
4-ethyltoluene	1.4	0.75		ug/m3	1	4/19/2012 3:41:00 AM
Acetone	210 D	14		ug/m3	20	4/19/2012 5:48:00 AM
Allyl chloride	< 0.48	0.48		ug/m3	1	4/19/2012 3:41:00 AM
Benzene	1.8	0.49		ug/m3	1	4/19/2012 3:41:00 AM
Benzyl chloride	< 0.88	0.88		ug/m3	1	4/19/2012 3:41:00 AM
Bromodichloromethane	< 1.0	1.0		ug/m3	1	4/19/2012 3:41:00 AM
Bromoform	< 1.6	1.6		ug/m3	1	4/19/2012 3:41:00 AM
Bromomethane	< 0.59	0.59		ug/m3	1	4/19/2012 3:41:00 AM
Carbon disulfide	27 D	9.5		ug/m3	20	4/19/2012 5:48:00 AM
Carbon tetrachloride	< 0.96	0.96		ug/m3	1	4/19/2012 3:41:00 AM
Chlorobenzene	< 0.70	0.70		ug/m3	1	4/19/2012 3:41:00 AM
Chloroethane	< 0.40	0.40		ug/m3	1	4/19/2012 3:41:00 AM
Chloroform	< 0.74	0.74		ug/m3	1	4/19/2012 3:41:00 AM
Chloromethane	< 0.31	0.31		ug/m3	1	4/19/2012 3:41:00 AM
cis-1,2-Dichloroethene	< 0.60	0.60		ug/m3	1	4/19/2012 3:41:00 AM
cis-1,3-Dichloropropene	< 0.69	0.69		ug/m3	1	4/19/2012 3:41:00 AM
Cyclohexane	< 0.52	0.52		ug/m3	1	4/19/2012 3:41:00 AM
Dibromochloromethane	< 1.3	1.3		ug/m3	1	4/19/2012 3:41:00 AM
Ethyl acetate	< 0.92	0.92		ug/m3	1	4/19/2012 3:41:00 AM
Ethylbenzene	14 D	13		ug/m3	20	4/19/2012 5:48:00 AM
Freon 11	1.4	0.86		ug/m3	1	4/19/2012 3:41:00 AM
Freon 113	2.1	1.2		ug/m3	1	4/19/2012 3:41:00 AM
Freon 114	< 1.1	1.1		ug/m3	1	4/19/2012 3:41:00 AM

Qualifiers:

**	Reporting Limit	.	Results reported are not blank corrected
B	Analyte detected in the associated Method Blank	E	Value above quantitation range
H	Holding times for preparation or analysis exceeded	J	Analyte detected at or below quantitation limits
JN	Non-routine analyte. Quantitation estimated.	ND	Not Detected at the Reporting Limit
S	Spike Recovery outside accepted recovery limits		

Centek Laboratories, LLC

Date: *27-Apr-12*

CLIENT:	Arcadis	**Client Sample ID:**	WL-VP-2
Lab Order:	C1204029	**Tag Number:**	555,294
Project:	LMC Corp Utica	**Collection Date:**	4/13/2012
Lab ID:	C1204029-002A	**Matrix:**	AIR

Analyses	Result	**Limit	Qual	Units	DF	Date Analyzed
1UG/M3 BY METHOD TO15		**TO-15**				Analyst: RJP
Freon 12	3.9	0.75		ug/m3	1	4/19/2012 3:41:00 AM
Heptane	2.5	0.62		ug/m3	1	4/19/2012 3:41:00 AM
Hexachloro-1,3-butadiene	< 1.6 J	1.6		ug/m3	1	4/19/2012 3:41:00 AM
Hexane	< 0.54	0.54		ug/m3	1	4/19/2012 3:41:00 AM
Isopropyl alcohol	< 0.37	0.37		ug/m3	1	4/19/2012 3:41:00 AM
m&p-Xylene	40 D	26		ug/m3	20	4/19/2012 5:48:00 AM
Methyl Butyl Ketone	< 1.2	1.2		ug/m3	1	4/19/2012 3:41:00 AM
Methyl Ethyl Ketone	10	0.90		ug/m3	1	4/19/2012 3:41:00 AM
Methyl Isobutyl Ketone	< 1.2	1.2		ug/m3	1	4/19/2012 3:41:00 AM
Methyl tert-butyl ether	< 0.55	0.55		ug/m3	1	4/19/2012 3:41:00 AM
Methylene chloride	0.49	0.53	J	ug/m3	1	4/19/2012 3:41:00 AM
o-Xylene	12 D	13	J	ug/m3	20	4/19/2012 5:48:00 AM
Propylene	< 0.26	0.26		ug/m3	1	4/19/2012 3:41:00 AM
Styrene	< 0.65	0.65		ug/m3	1	4/19/2012 3:41:00 AM
Tetrachloroethylene	9.2	1.0		ug/m3	1	4/19/2012 3:41:00 AM
Tetrahydrofuran	< 0.45	0.45		ug/m3	1	4/19/2012 3:41:00 AM
Toluene	28 D	11		ug/m3	20	4/19/2012 5:48:00 AM
trans-1,2-Dichloroethene	< 0.60	0.60		ug/m3	1	4/19/2012 3:41:00 AM
trans-1,3-Dichloropropene	< 0.69	0.69		ug/m3	1	4/19/2012 3:41:00 AM
Trichloroethene	1.3	0.82		ug/m3	1	4/19/2012 3:41:00 AM
Vinyl acetate	< 0.54	0.54		ug/m3	1	4/19/2012 3:41:00 AM
Vinyl Bromide	< 0.67	0.67		ug/m3	1	4/19/2012 3:41:00 AM
Vinyl chloride	< 0.39	0.39		ug/m3	1	4/19/2012 3:41:00 AM

Qualifiers:

**	Reporting Limit
B	Analyte detected in the associated Method Blank
H	Holding times for preparation or analysis exceeded
JN	Non-routine analyte. Quantitation estimated.
S	Spike Recovery outside accepted recovery limits
.	Results reported are not blank corrected
E	Value above quantitation range
J	Analyte detected at or below quantitation limits
ND	Not Detected at the Reporting Limit

Centek Laboratories, LLC

Date: *27-Apr-12*

CLIENT:	Arcadis	**Client Sample ID:**	WL-VP-3
Lab Order:	C1204029	**Tag Number:**	496,146
Project:	LMC Corp Utica	**Collection Date:**	4/13/2012
Lab ID:	C1204029-003A	**Matrix:**	AIR

Analyses	Result	**Limit	Qual	Units	DF	Date Analyzed
1UG/M3 BY METHOD TO15		TO-15				Analyst: RJP
1,1,1-Trichloroethane	< 0.83	0.83		ug/m3	1	4/19/2012 4:13:00 AM
1,1,2,2-Tetrachloroethane	< 1.0	1.0		ug/m3	1	4/19/2012 4:13:00 AM
1,1,2-Trichloroethane	< 0.83	0.83		ug/m3	1	4/19/2012 4:13:00 AM
1,1-Dichloroethane	< 0.62	0.62		ug/m3	1	4/19/2012 4:13:00 AM
1,1-Dichloroethene	< 0.60	0.60		ug/m3	1	4/19/2012 4:13:00 AM
1,2,4-Trichlorobenzene	< 1.1	1.1	J	ug/m3	1	4/19/2012 4:13:00 AM
1,2,4-Trimethylbenzene	3.1	0.75		ug/m3	1	4/19/2012 4:13:00 AM
1,2-Dibromoethane	< 1.2	1.2		ug/m3	1	4/19/2012 4:13:00 AM
1,2-Dichlorobenzene	< 0.92	0.92		ug/m3	1	4/19/2012 4:13:00 AM
1,2-Dichloroethane	< 0.62	0.62		ug/m3	1	4/19/2012 4:13:00 AM
1,2-Dichloropropane	< 0.70	0.70		ug/m3	1	4/19/2012 4:13:00 AM
1,3,5-Trimethylbenzene	0.90	0.75		ug/m3	1	4/19/2012 4:13:00 AM
1,3-butadiene	< 0.34	0.34		ug/m3	1	4/19/2012 4:13:00 AM
1,3-Dichlorobenzene	< 0.92	0.92		ug/m3	1	4/19/2012 4:13:00 AM
1,4-Dichlorobenzene	< 0.92	0.92		ug/m3	1	4/19/2012 4:13:00 AM
1,4-Dioxane	< 1.1	1.1		ug/m3	1	4/19/2012 4:13:00 AM
2,2,4-trimethylpentane	2.6	0.71		ug/m3	1	4/19/2012 4:13:00 AM
4-ethyltoluene	0.95	0.75		ug/m3	1	4/19/2012 4:13:00 AM
Acetone	120	14	D	ug/m3	20	4/19/2012 6:19:00 AM
Allyl chloride	< 0.48	0.48		ug/m3	1	4/19/2012 4:13:00 AM
Benzene	6.4	0.49		ug/m3	1	4/19/2012 4:13:00 AM
Benzyl chloride	< 0.88	0.88		ug/m3	1	4/19/2012 4:13:00 AM
Bromodichloromethane	< 1.0	1.0		ug/m3	1	4/19/2012 4:13:00 AM
Bromoform	< 1.6	1.6		ug/m3	1	4/19/2012 4:13:00 AM
Bromomethane	< 0.59	0.59		ug/m3	1	4/19/2012 4:13:00 AM
Carbon disulfide	47	9.5	D	ug/m3	20	4/19/2012 6:19:00 AM
Carbon tetrachloride	< 0.96	0.96		ug/m3	1	4/19/2012 4:13:00 AM
Chlorobenzene	< 0.70	0.70		ug/m3	1	4/19/2012 4:13:00 AM
Chloroethane	< 0.40	0.40		ug/m3	1	4/19/2012 4:13:00 AM
Chloroform	< 0.74	0.74		ug/m3	1	4/19/2012 4:13:00 AM
Chloromethane	< 0.31	0.31		ug/m3	1	4/19/2012 4:13:00 AM
cis-1,2-Dichloroethene	< 0.60	0.60		ug/m3	1	4/19/2012 4:13:00 AM
cis-1,3-Dichloropropene	< 0.69	0.69		ug/m3	1	4/19/2012 4:13:00 AM
Cyclohexane	< 0.52	0.52		ug/m3	1	4/19/2012 4:13:00 AM
Dibromochloromethane	< 1.3	1.3		ug/m3	1	4/19/2012 4:13:00 AM
Ethyl acetate	< 0.92	0.92		ug/m3	1	4/19/2012 4:13:00 AM
Ethylbenzene	21	13	D	ug/m3	20	4/19/2012 6:19:00 AM
Freon 11	1.3	0.86		ug/m3	1	4/19/2012 4:13:00 AM
Freon 113	1.6	1.2		ug/m3	1	4/19/2012 4:13:00 AM
Freon 114	< 1.1	1.1		ug/m3	1	4/19/2012 4:13:00 AM

Qualifiers:

**	Reporting Limit
B	Analyte detected in the associated Method Blank
H	Holding times for preparation or analysis exceeded
JN	Non-routine analyte. Quantitation estimated.
S	Spike Recovery outside accepted recovery limits
.	Results reported are not blank corrected
E	Value above quantitation range
J	Analyte detected at or below quantitation limits
ND	Not Detected at the Reporting Limit

Centek Laboratories, LLC

Date: *27-Apr-12*

CLIENT:	Arcadis	**Client Sample ID:**	WL-VP-3
Lab Order:	C1204029	**Tag Number:**	496,146
Project:	LMC Corp Utica	**Collection Date:**	4/13/2012
Lab ID:	C1204029-003A	**Matrix:**	AIR

Analyses	Result	**Limit	Qual	Units	DF	Date Analyzed
1UG/M3 BY METHOD TO15		TO-15				Analyst: RJP
Freon 12	3.3	0.75		ug/m3	1	4/19/2012 4:13:00 AM
Heptane	6.0	0.62		ug/m3	1	4/19/2012 4:13:00 AM
Hexachloro-1,3-butadiene	< 1.6	1.6	J	ug/m3	1	4/19/2012 4:13:00 AM
Hexane	< 0.54	0.54		ug/m3	1	4/19/2012 4:13:00 AM
Isopropyl alcohol	< 0.37	0.37		ug/m3	1	4/19/2012 4:13:00 AM
m&p-Xylene	54	26	D	ug/m3	20	4/19/2012 6:19:00 AM
Methyl Butyl Ketone	< 1.2	1.2		ug/m3	1	4/19/2012 4:13:00 AM
Methyl Ethyl Ketone	2.3	0.90		ug/m3	1	4/19/2012 4:13:00 AM
Methyl Isobutyl Ketone	< 1.2	1.2		ug/m3	1	4/19/2012 4:13:00 AM
Methyl tert-butyl ether	< 0.55	0.55		ug/m3	1	4/19/2012 4:13:00 AM
Methylene chloride	< 0.53	0.53		ug/m3	1	4/19/2012 4:13:00 AM
o-Xylene	16	13	D	ug/m3	20	4/19/2012 6:19:00 AM
Propylene	< 0.26	0.26		ug/m3	1	4/19/2012 4:13:00 AM
Styrene	< 0.65	0.65		ug/m3	1	4/19/2012 4:13:00 AM
Tetrachloroethylene	43	21	D	ug/m3	20	4/19/2012 6:19:00 AM
Tetrahydrofuran	< 0.45	0.45		ug/m3	1	4/19/2012 4:13:00 AM
Toluene	66	11	D	ug/m3	20	4/19/2012 6:19:00 AM
trans-1,2-Dichloroethene	< 0.60	0.60		ug/m3	1	4/19/2012 4:13:00 AM
trans-1,3-Dichloropropene	< 0.69	0.69		ug/m3	1	4/19/2012 4:13:00 AM
Trichloroethene	3.3	0.82		ug/m3	1	4/19/2012 4:13:00 AM
Vinyl acetate	< 0.54	0.54		ug/m3	1	4/19/2012 4:13:00 AM
Vinyl Bromide	< 0.67	0.67		ug/m3	1	4/19/2012 4:13:00 AM
Vinyl chloride	< 0.39	0.39		ug/m3	1	4/19/2012 4:13:00 AM

Qualifiers:

**	Reporting Limit	.	Results reported are not blank corrected
B	Analyte detected in the associated Method Blank	E	Value above quantitation range
H	Holding times for preparation or analysis exceeded	J	Analyte detected at or below quantitation limits
JN	Non-routine analyte. Quantitation estimated.	ND	Not Detected at the Reporting Limit
S	Spike Recovery outside accepted recovery limits		

Centek Laboratories, LLC

Date: *27-Apr-12*

CLIENT:	Arcadis	**Client Sample ID:**	WL-VP-4
Lab Order:	C1204029	**Tag Number:**	544,155
Project:	LMC Corp Utica	**Collection Date:**	4/13/2012
Lab ID:	C1204029-004A	**Matrix:**	AIR

Analyses	Result	**Limit	Qual	Units	DF	Date Analyzed
1UG/M3 BY METHOD TO15		TO-15				Analyst: RJP
1,1,1-Trichloroethane	< 0.83	0.83		ug/m3	1	4/19/2012 4:45:00 AM
1,1,2,2-Tetrachloroethane	< 1.0	1.0		ug/m3	1	4/19/2012 4:45:00 AM
1,1,2-Trichloroethane	< 0.83	0.83		ug/m3	1	4/19/2012 4:45:00 AM
1,1-Dichloroethane	< 0.62	0.62		ug/m3	1	4/19/2012 4:45:00 AM
1,1-Dichloroethene	< 0.60	0.60		ug/m3	1	4/19/2012 4:45:00 AM
1,2,4-Trichlorobenzene	< 1.1 J	1.1		ug/m3	1	4/19/2012 4:45:00 AM
1,2,4-Trimethylbenzene	4.7	0.75		ug/m3	1	4/19/2012 4:45:00 AM
1,2-Dibromoethane	< 1.2	1.2		ug/m3	1	4/19/2012 4:45:00 AM
1,2-Dichlorobenzene	< 0.92	0.92		ug/m3	1	4/19/2012 4:45:00 AM
1,2-Dichloroethane	< 0.62	0.62		ug/m3	1	4/19/2012 4:45:00 AM
1,2-Dichloropropane	< 0.70	0.70		ug/m3	1	4/19/2012 4:45:00 AM
1,3,5-Trimethylbenzene	1.1	0.75		ug/m3	1	4/19/2012 4:45:00 AM
1,3-butadiene	< 0.34	0.34		ug/m3	1	4/19/2012 4:45:00 AM
1,3-Dichlorobenzene	< 0.92	0.92		ug/m3	1	4/19/2012 4:45:00 AM
1,4-Dichlorobenzene	< 0.92	0.92		ug/m3	1	4/19/2012 4:45:00 AM
1,4-Dioxane	< 1.1	1.1		ug/m3	1	4/19/2012 4:45:00 AM
2,2,4-trimethylpentane	< 0.71	0.71		ug/m3	1	4/19/2012 4:45:00 AM
4-ethyltoluene	1.8	0.75		ug/m3	1	4/19/2012 4:45:00 AM
Acetone	120 D	14		ug/m3	20	4/19/2012 6:50:00 AM
Allyl chloride	< 0.48	0.48		ug/m3	1	4/19/2012 4:45:00 AM
Benzene	2.0	0.49		ug/m3	1	4/19/2012 4:45:00 AM
Benzyl chloride	< 0.88	0.88		ug/m3	1	4/19/2012 4:45:00 AM
Bromodichloromethane	< 1.0	1.0		ug/m3	1	4/19/2012 4:45:00 AM
Bromoform	< 1.6	1.6		ug/m3	1	4/19/2012 4:45:00 AM
Bromomethane	< 0.59	0.59		ug/m3	1	4/19/2012 4:45:00 AM
Carbon disulfide	11 D	9.5		ug/m3	20	4/19/2012 6:50:00 AM
Carbon tetrachloride	< 0.96	0.96		ug/m3	1	4/19/2012 4:45:00 AM
Chlorobenzene	< 0.70	0.70		ug/m3	1	4/19/2012 4:45:00 AM
Chloroethane	< 0.40	0.40		ug/m3	1	4/19/2012 4:45:00 AM
Chloroform	< 0.74	0.74		ug/m3	1	4/19/2012 4:45:00 AM
Chloromethane	< 0.31	0.31		ug/m3	1	4/19/2012 4:45:00 AM
cis-1,2-Dichloroethene	< 0.60	0.60		ug/m3	1	4/19/2012 4:45:00 AM
cis-1,3-Dichloropropene	< 0.69	0.69		ug/m3	1	4/19/2012 4:45:00 AM
Cyclohexane	< 0.52	0.52		ug/m3	1	4/19/2012 4:45:00 AM
Dibromochloromethane	< 1.3	1.3		ug/m3	1	4/19/2012 4:45:00 AM
Ethyl acetate	< 0.92	0.92		ug/m3	1	4/19/2012 4:45:00 AM
Ethylbenzene	9.7 D	13	J	ug/m3	20	4/19/2012 6:50:00 AM
Freon 11	1.3	0.86		ug/m3	1	4/19/2012 4:45:00 AM
Freon 113	1.1	1.2	J	ug/m3	1	4/19/2012 4:45:00 AM
Freon 114	< 1.1	1.1		ug/m3	1	4/19/2012 4:45:00 AM

Qualifiers:

**	Reporting Limit	.	Results reported are not blank corrected
B	Analyte detected in the associated Method Blank	E	Value above quantitation range
H	Holding times for preparation or analysis exceeded	J	Analyte detected at or below quantitation limits
JN	Non-routine analyte. Quantitation estimated.	ND	Not Detected at the Reporting Limit
S	Spike Recovery outside accepted recovery limits		

Centek Laboratories, LLC

Date: *27-Apr-12*

CLIENT:	Arcadis	**Client Sample ID:**	WL-VP-4
Lab Order:	C1204029	**Tag Number:**	544,155
Project:	LMC Corp Utica	**Collection Date:**	4/13/2012
Lab ID:	C1204029-004A	**Matrix:**	AIR

Analyses	Result	**Limit	Qual	Units	DF	Date Analyzed
1UG/M3 BY METHOD TO15		TO-15				Analyst: RJP
Freon 12	3.5	0.75		ug/m3	1	4/19/2012 4:45:00 AM
Heptane	2.4	0.62		ug/m3	1	4/19/2012 4:45:00 AM
Hexachloro-1,3-butadiene	< 1.6 J	1.6		ug/m3	1	4/19/2012 4:45:00 AM
Hexane	< 0.54	0.54		ug/m3	1	4/19/2012 4:45:00 AM
Isopropyl alcohol	20 D	7.5		ug/m3	20	4/19/2012 6:50:00 AM
m&p-Xylene	25 D	26	J	ug/m3	20	4/19/2012 6:50:00 AM
Methyl Butyl Ketone	< 1.2	1.2		ug/m3	1	4/19/2012 4:45:00 AM
Methyl Ethyl Ketone	< 0.90	0.90		ug/m3	1	4/19/2012 4:45:00 AM
Methyl Isobutyl Ketone	< 1.2	1.2		ug/m3	1	4/19/2012 4:45:00 AM
Methyl tert-butyl ether	< 0.55	0.55		ug/m3	1	4/19/2012 4:45:00 AM
Methylene chloride	3.7	0.53		ug/m3	1	4/19/2012 4:45:00 AM
o-Xylene	20	0.66		ug/m3	1	4/19/2012 4:45:00 AM
Propylene	< 0.26	0.26		ug/m3	1	4/19/2012 4:45:00 AM
Styrene	< 0.65	0.65		ug/m3	1	4/19/2012 4:45:00 AM
Tetrachloroethylene	12	1.0		ug/m3	1	4/19/2012 4:45:00 AM
Tetrahydrofuran	< 0.45	0.45		ug/m3	1	4/19/2012 4:45:00 AM
Toluene	16 D	11		ug/m3	20	4/19/2012 6:50:00 AM
trans-1,2-Dichloroethene	< 0.60	0.60		ug/m3	1	4/19/2012 4:45:00 AM
trans-1,3-Dichloropropene	< 0.69	0.69		ug/m3	1	4/19/2012 4:45:00 AM
Trichloroethene	2.5	0.82		ug/m3	1	4/19/2012 4:45:00 AM
Vinyl acetate	< 0.54	0.54		ug/m3	1	4/19/2012 4:45:00 AM
Vinyl Bromide	< 0.67	0.67		ug/m3	1	4/19/2012 4:45:00 AM
Vinyl chloride	< 0.39	0.39		ug/m3	1	4/19/2012 4:45:00 AM

Qualifiers:

**	Reporting Limit	.	Results reported are not blank corrected
B	Analyte detected in the associated Method Blank	E	Value above quantitation range
H	Holding times for preparation or analysis exceeded	J	Analyte detected at or below quantitation limits
JN	Non-routine analyte. Quantitation estimated.	ND	Not Detected at the Reporting Limit
S	Spike Recovery outside accepted recovery limits		

Centek Laboratories, LLC

Date: *27-Apr-12*

CLIENT:	Arcadis	**Client Sample ID:**	WL-VP-5
Lab Order:	C1204029	**Tag Number:**	222,113
Project:	LMC Corp Utica	**Collection Date:**	4/13/2012
Lab ID:	C1204029-005A	**Matrix:**	AIR

Analyses	Result	**Limit	Qual	Units	DF	Date Analyzed
1UG/M3 BY METHOD TO15		**TO-15**				Analyst: RJP
1,1,1-Trichloroethane	< 0.83	0.83		ug/m3	1	4/19/2012 1:01:00 PM
1,1,2,2-Tetrachloroethane	< 1.0	1.0		ug/m3	1	4/19/2012 1:01:00 PM
1,1,2-Trichloroethane	< 0.83	0.83		ug/m3	1	4/19/2012 1:01:00 PM
1,1-Dichloroethane	< 0.62	0.62		ug/m3	1	4/19/2012 1:01:00 PM
1,1-Dichloroethene	< 0.60	0.60		ug/m3	1	4/19/2012 1:01:00 PM
1,2,4-Trichlorobenzene	< 1.1 J	1.1		ug/m3	1	4/19/2012 1:01:00 PM
1,2,4-Trimethylbenzene	7.4	0.75		ug/m3	1	4/19/2012 1:01:00 PM
1,2-Dibromoethane	< 1.2	1.2		ug/m3	1	4/19/2012 1:01:00 PM
1,2-Dichlorobenzene	< 0.92	0.92		ug/m3	1	4/19/2012 1:01:00 PM
1,2-Dichloroethane	< 0.62	0.62		ug/m3	1	4/19/2012 1:01:00 PM
1,2-Dichloropropane	< 0.70	0.70		ug/m3	1	4/19/2012 1:01:00 PM
1,3,5-Trimethylbenzene	1.8	0.75		ug/m3	1	4/19/2012 1:01:00 PM
1,3-butadiene	< 0.34	0.34		ug/m3	1	4/19/2012 1:01:00 PM
1,3-Dichlorobenzene	< 0.92	0.92		ug/m3	1	4/19/2012 1:01:00 PM
1,4-Dichlorobenzene	< 0.92	0.92		ug/m3	1	4/19/2012 1:01:00 PM
1,4-Dioxane	< 1.1 J	1.1		ug/m3	1	4/19/2012 1:01:00 PM
2,2,4-trimethylpentane	1.7	0.71		ug/m3	1	4/19/2012 1:01:00 PM
4-ethyltoluene	2.8	0.75		ug/m3	1	4/19/2012 1:01:00 PM
Acetone	450 D	65		ug/m3	90	4/20/2012 12:50:00 AM
Allyl chloride	< 0.48	0.48		ug/m3	1	4/19/2012 1:01:00 PM
Benzene	4.1	0.49		ug/m3	1	4/19/2012 1:01:00 PM
Benzyl chloride	< 0.88	0.88		ug/m3	1	4/19/2012 1:01:00 PM
Bromodichloromethane	< 1.0	1.0		ug/m3	1	4/19/2012 1:01:00 PM
Bromoform	< 1.6	1.6		ug/m3	1	4/19/2012 1:01:00 PM
Bromomethane	< 0.59	0.59		ug/m3	1	4/19/2012 1:01:00 PM
Carbon disulfide	25 DJ	4.7		ug/m3	10	4/19/2012 11:38:00 PM
Carbon tetrachloride	< 0.96	0.96		ug/m3	1	4/19/2012 1:01:00 PM
Chlorobenzene	< 0.70	0.70		ug/m3	1	4/19/2012 1:01:00 PM
Chloroethane	< 0.40	0.40		ug/m3	1	4/19/2012 1:01:00 PM
Chloroform	0.60	0.74	J	ug/m3	1	4/19/2012 1:01:00 PM
Chloromethane	< 0.31	0.31		ug/m3	1	4/19/2012 1:01:00 PM
cis-1,2-Dichloroethene	1.8	0.60		ug/m3	1	4/19/2012 1:01:00 PM
cis-1,3-Dichloropropene	< 0.69	0.69		ug/m3	1	4/19/2012 1:01:00 PM
Cyclohexane	< 0.52	0.52		ug/m3	1	4/19/2012 1:01:00 PM
Dibromochloromethane	< 1.3	1.3		ug/m3	1	4/19/2012 1:01:00 PM
Ethyl acetate	< 0.92	0.92		ug/m3	1	4/19/2012 1:01:00 PM
Ethylbenzene	26 D	6.6		ug/m3	10	4/19/2012 11:38:00 PM
Freon 11	1.7	0.86		ug/m3	1	4/19/2012 1:01:00 PM
Freon 113	1.2	1.2		ug/m3	1	4/19/2012 1:01:00 PM
Freon 114	< 1.1	1.1		ug/m3	1	4/19/2012 1:01:00 PM

Qualifiers:

- ** Reporting Limit
- B Analyte detected in the associated Method Blank
- H Holding times for preparation or analysis exceeded
- JN Non-routine analyte. Quantitation estimated.
- S Spike Recovery outside accepted recovery limits
- . Results reported are not blank corrected
- E Value above quantitation range
- J Analyte detected at or below quantitation limits
- ND Not Detected at the Reporting Limit

Centek Laboratories, LLC

Date: *27-Apr-12*

CLIENT:	Arcadis	**Client Sample ID:**	WL-VP-5
Lab Order:	C1204029	**Tag Number:**	222,113
Project:	LMC Corp Utica	**Collection Date:**	4/13/2012
Lab ID:	C1204029-005A	**Matrix:**	AIR

Analyses	Result	**Limit	Qual	Units	DF	Date Analyzed
1UG/M3 BY METHOD TO15		TO-15				Analyst: RJP
Freon 12	< 0.75	0.75		ug/m3	1	4/19/2012 1:01:00 PM
Heptane	7.2	0.62		ug/m3	1	4/19/2012 1:01:00 PM
Hexachloro-1,3-butadiene	< 1.6	1.6	J	ug/m3	1	4/19/2012 1:01:00 PM
Hexane	< 0.54	0.54		ug/m3	1	4/19/2012 1:01:00 PM
Isopropyl alcohol	< 0.37	0.37	J	ug/m3	1	4/19/2012 1:01:00 PM
m&p-Xylene	75	13	D	ug/m3	10	4/19/2012 11:38:00 PM
Methyl Butyl Ketone	< 1.2	1.2		ug/m3	1	4/19/2012 1:01:00 PM
Methyl Ethyl Ketone	15	9.0	DJ	ug/m3	10	4/19/2012 11:38:00 PM
Methyl Isobutyl Ketone	< 1.2	1.2	J	ug/m3	1	4/19/2012 1:01:00 PM
Methyl tert-butyl ether	< 0.55	0.55		ug/m3	1	4/19/2012 1:01:00 PM
Methylene chloride	28	5.3	DJ	ug/m3	10	4/19/2012 11:38:00 PM
o-Xylene	18	6.6	D	ug/m3	10	4/19/2012 11:38:00 PM
Propylene	< 0.26	0.26		ug/m3	1	4/19/2012 1:01:00 PM
Styrene	< 0.65	0.65		ug/m3	1	4/19/2012 1:01:00 PM
Tetrachloroethylene	19	10	D	ug/m3	10	4/19/2012 11:38:00 PM
Tetrahydrofuran	< 0.45	0.45		ug/m3	1	4/19/2012 1:01:00 PM
Toluene	43	5.7	D	ug/m3	10	4/19/2012 11:38:00 PM
trans-1,2-Dichloroethene	< 0.60	0.60		ug/m3	1	4/19/2012 1:01:00 PM
trans-1,3-Dichloropropene	< 0.69	0.69		ug/m3	1	4/19/2012 1:01:00 PM
Trichloroethene	8.7	0.82		ug/m3	1	4/19/2012 1:01:00 PM
Vinyl acetate	< 0.54	0.54		ug/m3	1	4/19/2012 1:01:00 PM
Vinyl Bromide	< 0.67	0.67		ug/m3	1	4/19/2012 1:01:00 PM
Vinyl chloride	< 0.39	0.39		ug/m3	1	4/19/2012 1:01:00 PM

Qualifiers:

**	Reporting Limit	.	Results reported are not blank corrected
B	Analyte detected in the associated Method Blank	E	Value above quantitation range
H	Holding times for preparation or analysis exceeded	J	Analyte detected at or below quantitation limits
JN	Non-routine analyte. Quantitation estimated.	ND	Not Detected at the Reporting Limit
S	Spike Recovery outside accepted recovery limits		

Centek Laboratories, LLC

Date: *27-Apr-12*

CLIENT:	Arcadis	**Client Sample ID:**	WL-VP-6
Lab Order:	C1204029	**Tag Number:**	86,398
Project:	LMC Corp Utica	**Collection Date:**	4/13/2012
Lab ID:	C1204029-006A	**Matrix:**	AIR

Analyses	Result	**Limit	Qual	Units	DF	Date Analyzed
1UG/M3 BY METHOD TO15		TO-15				Analyst: RJP
1,1,1-Trichloroethane	< 0.83	0.83		ug/m3	1	4/19/2012 1:33:00 PM
1,1,2,2-Tetrachloroethane	< 1.0	1.0		ug/m3	1	4/19/2012 1:33:00 PM
1,1,2-Trichloroethane	< 0.83	0.83		ug/m3	1	4/19/2012 1:33:00 PM
1,1-Dichloroethane	< 0.62	0.62		ug/m3	1	4/19/2012 1:33:00 PM
1,1-Dichloroethene	< 0.60	0.60		ug/m3	1	4/19/2012 1:33:00 PM
1,2,4-Trichlorobenzene	< 1.1 J	1.1		ug/m3	1	4/19/2012 1:33:00 PM
1,2,4-Trimethylbenzene	9.7 J	0.75		ug/m3	1	4/19/2012 1:33:00 PM
1,2-Dibromoethane	< 1.2	1.2		ug/m3	1	4/19/2012 1:33:00 PM
1,2-Dichlorobenzene	< 0.92	0.92		ug/m3	1	4/19/2012 1:33:00 PM
1,2-Dichloroethane	< 0.62	0.62		ug/m3	1	4/19/2012 1:33:00 PM
1,2-Dichloropropane	< 0.70	0.70		ug/m3	1	4/19/2012 1:33:00 PM
1,3,5-Trimethylbenzene	2.4 J	0.75		ug/m3	1	4/19/2012 1:33:00 PM
1,3-butadiene	< 0.34	0.34		ug/m3	1	4/19/2012 1:33:00 PM
1,3-Dichlorobenzene	0.86 J	0.92		ug/m3	1	4/19/2012 1:33:00 PM
1,4-Dichlorobenzene	< 0.92	0.92		ug/m3	1	4/19/2012 1:33:00 PM
1,4-Dioxane	< 1.1 J	1.1		ug/m3	1	4/19/2012 1:33:00 PM
2,2,4-trimethylpentane	1.9	0.71		ug/m3	1	4/19/2012 1:33:00 PM
4-ethyltoluene	3.5 J	0.75		ug/m3	1	4/19/2012 1:33:00 PM
Acetone	370 D	29		ug/m3	40	4/20/2012 1:59:00 AM
Allyl chloride	< 0.48	0.48		ug/m3	1	4/19/2012 1:33:00 PM
Benzene	6.0	0.49		ug/m3	1	4/19/2012 1:33:00 PM
Benzyl chloride	< 0.88	0.88		ug/m3	1	4/19/2012 1:33:00 PM
Bromodichloromethane	< 1.0	1.0		ug/m3	1	4/19/2012 1:33:00 PM
Bromoform	< 1.6	1.6		ug/m3	1	4/19/2012 1:33:00 PM
Bromomethane	< 0.59	0.59		ug/m3	1	4/19/2012 1:33:00 PM
Carbon disulfide	34 D	4.7		ug/m3	10	4/20/2012 1:25:00 AM
Carbon tetrachloride	< 0.96	0.96		ug/m3	1	4/19/2012 1:33:00 PM
Chlorobenzene	< 0.70	0.70		ug/m3	1	4/19/2012 1:33:00 PM
Chloroethane	< 0.40	0.40		ug/m3	1	4/19/2012 1:33:00 PM
Chloroform	< 0.74	0.74		ug/m3	1	4/19/2012 1:33:00 PM
Chloromethane	< 0.31	0.31		ug/m3	1	4/19/2012 1:33:00 PM
cis-1,2-Dichloroethene	< 0.60	0.60		ug/m3	1	4/19/2012 1:33:00 PM
cis-1,3-Dichloropropene	< 0.69	0.69		ug/m3	1	4/19/2012 1:33:00 PM
Cyclohexane	< 0.52	0.52		ug/m3	1	4/19/2012 1:33:00 PM
Dibromochloromethane	< 1.3	1.3		ug/m3	1	4/19/2012 1:33:00 PM
Ethyl acetate	< 0.92	0.92		ug/m3	1	4/19/2012 1:33:00 PM
Ethylbenzene	45 D J	6.6		ug/m3	10	4/20/2012 1:25:00 AM
Freon 11	1.2	0.86		ug/m3	1	4/19/2012 1:33:00 PM
Freon 113	0.93	1.2	J	ug/m3	1	4/19/2012 1:33:00 PM
Freon 114	< 1.1	1.1		ug/m3	1	4/19/2012 1:33:00 PM

Qualifiers:

**	Reporting Limit	.	Results reported are not blank corrected
B	Analyte detected in the associated Method Blank	E	Value above quantitation range
H	Holding times for preparation or analysis exceeded	J	Analyte detected at or below quantitation limits
JN	Non-routine analyte. Quantitation estimated.	ND	Not Detected at the Reporting Limit
S	Spike Recovery outside accepted recovery limits		

Centek Laboratories, LLC

Date: *27-Apr-12*

CLIENT:	Arcadis	**Client Sample ID:**	WL-VP-6
Lab Order:	C1204029	**Tag Number:**	86,398
Project:	LMC Corp Utica	**Collection Date:**	4/13/2012
Lab ID:	C1204029-006A	**Matrix:**	AIR

Analyses	Result	**Limit	Qual	Units	DF	Date Analyzed
1UG/M3 BY METHOD TO15		TO-15				Analyst: RJP
Freon 12	< 0.75	0.75		ug/m3	1	4/19/2012 1:33:00 PM
Heptane	7.0	0.62		ug/m3	1	4/19/2012 1:33:00 PM
Hexachloro-1,3-butadiene	< 1.6	1.6	J	ug/m3	1	4/19/2012 1:33:00 PM
Hexane	< 0.54	0.54		ug/m3	1	4/19/2012 1:33:00 PM
Isopropyl alcohol	30	3.7	DJ	ug/m3	10	4/20/2012 1:25:00 AM
m&p-Xylene	150	13	DJ	ug/m3	10	4/20/2012 1:25:00 AM
Methyl Butyl Ketone	< 1.2	1.2		ug/m3	1	4/19/2012 1:33:00 PM
Methyl Ethyl Ketone	< 0.90	0.90		ug/m3	1	4/19/2012 1:33:00 PM
Methyl Isobutyl Ketone	< 1.2	1.2	J	ug/m3	1	4/19/2012 1:33:00 PM
Methyl tert-butyl ether	< 0.55	0.55		ug/m3	1	4/19/2012 1:33:00 PM
Methylene chloride	0.81	0.53		ug/m3	1	4/19/2012 1:33:00 PM
o-Xylene	38	6.6	DJ	ug/m3	10	4/20/2012 1:25:00 AM
Propylene	< 0.26	0.26		ug/m3	1	4/19/2012 1:33:00 PM
Styrene	< 0.65	0.65		ug/m3	1	4/19/2012 1:33:00 PM
Tetrachloroethylene	21	10	DJ	ug/m3	10	4/20/2012 1:25:00 AM
Tetrahydrofuran	< 0.45	0.45		ug/m3	1	4/19/2012 1:33:00 PM
Toluene	76	5.7	DJ	ug/m3	10	4/20/2012 1:25:00 AM
trans-1,2-Dichloroethene	< 0.60	0.60		ug/m3	1	4/19/2012 1:33:00 PM
trans-1,3-Dichloropropene	< 0.69	0.69		ug/m3	1	4/19/2012 1:33:00 PM
Trichloroethene	3.1	0.82		ug/m3	1	4/19/2012 1:33:00 PM
Vinyl acetate	< 0.54	0.54		ug/m3	1	4/19/2012 1:33:00 PM
Vinyl Bromide	< 0.67	0.67		ug/m3	1	4/19/2012 1:33:00 PM
Vinyl chloride	< 0.39	0.39		ug/m3	1	4/19/2012 1:33:00 PM

Qualifiers:

- ** Reporting Limit
- B Analyte detected in the associated Method Blank
- H Holding times for preparation or analysis exceeded
- JN Non-routine analyte. Quantitation estimated.
- S Spike Recovery outside accepted recovery limits
- . Results reported are not blank corrected
- E Value above quantitation range
- J Analyte detected at or below quantitation limits
- ND Not Detected at the Reporting Limit

Centek Laboratories, LLC

Date: *27-Apr-12*

CLIENT:	Arcadis	**Client Sample ID:**	AMB-041312
Lab Order:	C1204029	**Tag Number:**	131,153
Project:	LMC Corp Utica	**Collection Date:**	4/13/2012
Lab ID:	C1204029-007A	**Matrix:**	AIR

Analyses	Result	**Limit	Qual	Units	DF	Date Analyzed
1UG/M3 BY METHOD TO15		TO-15				Analyst: RJP
1,1,1-Trichloroethane	< 0.83	0.83		ug/m3	1	4/18/2012 12:54:00 PM
1,1,2,2-Tetrachloroethane	< 1.0	1.0		ug/m3	1	4/18/2012 12:54:00 PM
1,1,2-Trichloroethane	< 0.83	0.83		ug/m3	1	4/18/2012 12:54:00 PM
1,1-Dichloroethane	< 0.62	0.62		ug/m3	1	4/18/2012 12:54:00 PM
1,1-Dichloroethene	< 0.60	0.60		ug/m3	1	4/18/2012 12:54:00 PM
1,2,4-Trichlorobenzene	< 1.1	1.1		ug/m3	1	4/18/2012 12:54:00 PM
1,2,4-Trimethylbenzene	< 0.75	0.75		ug/m3	1	4/18/2012 12:54:00 PM
1,2-Dibromoethane	< 1.2	1.2		ug/m3	1	4/18/2012 12:54:00 PM
1,2-Dichlorobenzene	< 0.92	0.92		ug/m3	1	4/18/2012 12:54:00 PM
1,2-Dichloroethane	< 0.62	0.62		ug/m3	1	4/18/2012 12:54:00 PM
1,2-Dichloropropane	< 0.70	0.70		ug/m3	1	4/18/2012 12:54:00 PM
1,3,5-Trimethylbenzene	< 0.75	0.75		ug/m3	1	4/18/2012 12:54:00 PM
1,3-butadiene	< 0.34	0.34		ug/m3	1	4/18/2012 12:54:00 PM
1,3-Dichlorobenzene	< 0.92	0.92		ug/m3	1	4/18/2012 12:54:00 PM
1,4-Dichlorobenzene	< 0.92	0.92		ug/m3	1	4/18/2012 12:54:00 PM
1,4-Dioxane	< 1.1	1.1		ug/m3	1	4/18/2012 12:54:00 PM
2,2,4-trimethylpentane	< 0.71	0.71		ug/m3	1	4/18/2012 12:54:00 PM
4-ethyltoluene	< 0.75	0.75		ug/m3	1	4/18/2012 12:54:00 PM
Acetone	17	3.6		ug/m3	5	4/18/2012 2:02:00 PM
Allyl chloride	< 0.48	0.48		ug/m3	1	4/18/2012 12:54:00 PM
Benzene	0.78	0.49		ug/m3	1	4/18/2012 12:54:00 PM
Benzyl chloride	< 0.88	0.88		ug/m3	1	4/18/2012 12:54:00 PM
Bromodichloromethane	< 1.0	1.0		ug/m3	1	4/18/2012 12:54:00 PM
Bromoform	< 1.6	1.6		ug/m3	1	4/18/2012 12:54:00 PM
Bromomethane	< 0.59	0.59		ug/m3	1	4/18/2012 12:54:00 PM
Carbon disulfide	0.44	0.47	J	ug/m3	1	4/18/2012 12:54:00 PM
Carbon tetrachloride	0.64	0.96	J	ug/m3	1	4/18/2012 12:54:00 PM
Chlorobenzene	< 0.70	0.70		ug/m3	1	4/18/2012 12:54:00 PM
Chloroethane	< 0.40	0.40		ug/m3	1	4/18/2012 12:54:00 PM
Chloroform	< 0.74	0.74		ug/m3	1	4/18/2012 12:54:00 PM
Chloromethane	1.0	0.31		ug/m3	1	4/18/2012 12:54:00 PM
cis-1,2-Dichloroethene	< 0.60	0.60		ug/m3	1	4/18/2012 12:54:00 PM
cis-1,3-Dichloropropene	< 0.69	0.69		ug/m3	1	4/18/2012 12:54:00 PM
Cyclohexane	< 0.52	0.52		ug/m3	1	4/18/2012 12:54:00 PM
Dibromochloromethane	< 1.3	1.3		ug/m3	1	4/18/2012 12:54:00 PM
Ethyl acetate	< 0.92	0.92		ug/m3	1	4/18/2012 12:54:00 PM
Ethylbenzene	< 0.66	0.66		ug/m3	1	4/18/2012 12:54:00 PM
Freon 11	1.4	0.86		ug/m3	1	4/18/2012 12:54:00 PM
Freon 113	0.78	1.2	J	ug/m3	1	4/18/2012 12:54:00 PM
Freon 114	< 1.1	1.1		ug/m3	1	4/18/2012 12:54:00 PM

Qualifiers:

**	Reporting Limit	.	Results reported are not blank corrected
B	Analyte detected in the associated Method Blank	E	Value above quantitation range
H	Holding times for preparation or analysis exceeded	J	Analyte detected at or below quantitation limits
JN	Non-routine analyte. Quantitation estimated.	ND	Not Detected at the Reporting Limit
S	Spike Recovery outside accepted recovery limits		

Centek Laboratories, LLC

Date: *27-Apr-12*

CLIENT:	Arcadis	**Client Sample ID:**	AMB-041312
Lab Order:	C1204029	**Tag Number:**	131,153
Project:	LMC Corp Utica	**Collection Date:**	4/13/2012
Lab ID:	C1204029-007A	**Matrix:**	AIR

Analyses	Result	**Limit	Qual	Units	DF	Date Analyzed
1UG/M3 BY METHOD TO15		TO-15				Analyst: RJP
Freon 12	2.6	0.75		ug/m3	1	4/18/2012 12:54:00 PM
Heptane	< 0.62	0.62		ug/m3	1	4/18/2012 12:54:00 PM
Hexachloro-1,3-butadiene	< 1.6	1.6	J	ug/m3	1	4/18/2012 12:54:00 PM
Hexane	< 0.54	0.54		ug/m3	1	4/18/2012 12:54:00 PM
Isopropyl alcohol	< 0.37	0.37		ug/m3	1	4/18/2012 12:54:00 PM
m&p-Xylene	< 1.3	1.3		ug/m3	1	4/18/2012 12:54:00 PM
Methyl Butyl Ketone	< 1.2	1.2		ug/m3	1	4/18/2012 12:54:00 PM
Methyl Ethyl Ketone	< 0.90	0.90		ug/m3	1	4/18/2012 12:54:00 PM
Methyl Isobutyl Ketone	< 1.2	1.2		ug/m3	1	4/18/2012 12:54:00 PM
Methyl tert-butyl ether	< 0.55	0.55		ug/m3	1	4/18/2012 12:54:00 PM
Methylene chloride	1.0	0.53		ug/m3	1	4/18/2012 12:54:00 PM
o-Xylene	< 0.66	0.66		ug/m3	1	4/18/2012 12:54:00 PM
Propylene	< 0.26	0.26		ug/m3	1	4/18/2012 12:54:00 PM
Styrene	< 0.65	0.65		ug/m3	1	4/18/2012 12:54:00 PM
Tetrachloroethylene	< 1.0	1.0		ug/m3	1	4/18/2012 12:54:00 PM
Tetrahydrofuran	< 0.45	0.45		ug/m3	1	4/18/2012 12:54:00 PM
Toluene	1.6	0.57		ug/m3	1	4/18/2012 12:54:00 PM
trans-1,2-Dichloroethene	< 0.60	0.60		ug/m3	1	4/18/2012 12:54:00 PM
trans-1,3-Dichloropropene	< 0.69	0.69		ug/m3	1	4/18/2012 12:54:00 PM
Trichloroethene	< 0.82	0.82		ug/m3	1	4/18/2012 12:54:00 PM
Vinyl acetate	< 0.54	0.54		ug/m3	1	4/18/2012 12:54:00 PM
Vinyl Bromide	< 0.67	0.67		ug/m3	1	4/18/2012 12:54:00 PM
Vinyl chloride	< 0.39	0.39		ug/m3	1	4/18/2012 12:54:00 PM

Qualifiers:

**	Reporting Limit	.	Results reported are not blank corrected
B	Analyte detected in the associated Method Blank	E	Value above quantitation range
H	Holding times for preparation or analysis exceeded	J	Analyte detected at or below quantitation limits
JN	Non-routine analyte. Quantitation estimated.	ND	Not Detected at the Reporting Limit
S	Spike Recovery outside accepted recovery limits		

Centek Laboratories, LLC

Date: *27-Apr-12*

CLIENT:	Arcadis	**Client Sample ID:**	DUP-041212
Lab Order:	C1204029	**Tag Number:**	359,69
Project:	LMC Corp Utica	**Collection Date:**	4/13/2012
Lab ID:	C1204029-008A	**Matrix:**	AIR

Analyses	Result	**Limit	Qual	Units	DF	Date Analyzed
1UG/M3 BY METHOD TO15		TO-15				Analyst: RJP
1,1,1-Trichloroethane	< 0.83	0.83		ug/m3	1	4/18/2012 1:27:00 PM
1,1,2,2-Tetrachloroethane	< 1.0	1.0		ug/m3	1	4/18/2012 1:27:00 PM
1,1,2-Trichloroethane	< 0.83	0.83		ug/m3	1	4/18/2012 1:27:00 PM
1,1-Dichloroethane	< 0.62	0.62		ug/m3	1	4/18/2012 1:27:00 PM
1,1-Dichloroethene	< 0.60	0.60		ug/m3	1	4/18/2012 1:27:00 PM
1,2,4-Trichlorobenzene	< 1.1 J	1.1		ug/m3	1	4/18/2012 1:27:00 PM
1,2,4-Trimethylbenzene	2.8	0.75		ug/m3	1	4/18/2012 1:27:00 PM
1,2-Dibromoethane	< 1.2	1.2		ug/m3	1	4/18/2012 1:27:00 PM
1,2-Dichlorobenzene	< 0.92	0.92		ug/m3	1	4/18/2012 1:27:00 PM
1,2-Dichloroethane	< 0.62	0.62		ug/m3	1	4/18/2012 1:27:00 PM
1,2-Dichloropropane	< 0.70	0.70		ug/m3	1	4/18/2012 1:27:00 PM
1,3,5-Trimethylbenzene	0.75	0.75		ug/m3	1	4/18/2012 1:27:00 PM
1,3-butadiene	< 0.34	0.34		ug/m3	1	4/18/2012 1:27:00 PM
1,3-Dichlorobenzene	< 0.92	0.92		ug/m3	1	4/18/2012 1:27:00 PM
1,4-Dichlorobenzene	< 0.92	0.92		ug/m3	1	4/18/2012 1:27:00 PM
1,4-Dioxane	< 1.1	1.1		ug/m3	1	4/18/2012 1:27:00 PM
2,2,4-trimethylpentane	< 0.71	0.71		ug/m3	1	4/18/2012 1:27:00 PM
4-ethyltoluene	1.0	0.75		ug/m3	1	4/18/2012 1:27:00 PM
Acetone	120 D	14		ug/m3	20	4/18/2012 2:35:00 PM
Allyl chloride	< 0.48	0.48		ug/m3	1	4/18/2012 1:27:00 PM
Benzene	1.5	0.49		ug/m3	1	4/18/2012 1:27:00 PM
Benzyl chloride	< 0.88	0.88		ug/m3	1	4/18/2012 1:27:00 PM
Bromodichloromethane	< 1.0	1.0		ug/m3	1	4/18/2012 1:27:00 PM
Bromoform	< 1.6	1.6		ug/m3	1	4/18/2012 1:27:00 PM
Bromomethane	< 0.59	0.59		ug/m3	1	4/18/2012 1:27:00 PM
Carbon disulfide	22 D	9.5		ug/m3	20	4/18/2012 2:35:00 PM
Carbon tetrachloride	< 0.96	0.96		ug/m3	1	4/18/2012 1:27:00 PM
Chlorobenzene	< 0.70	0.70		ug/m3	1	4/18/2012 1:27:00 PM
Chloroethane	< 0.40	0.40		ug/m3	1	4/18/2012 1:27:00 PM
Chloroform	< 0.74	0.74		ug/m3	1	4/18/2012 1:27:00 PM
Chloromethane	< 0.31	0.31		ug/m3	1	4/18/2012 1:27:00 PM
cis-1,2-Dichloroethene	< 0.60	0.60		ug/m3	1	4/18/2012 1:27:00 PM
cis-1,3-Dichloropropene	< 0.69	0.69		ug/m3	1	4/18/2012 1:27:00 PM
Cyclohexane	< 0.52	0.52		ug/m3	1	4/18/2012 1:27:00 PM
Dibromochloromethane	< 1.3	1.3		ug/m3	1	4/18/2012 1:27:00 PM
Ethyl acetate	< 0.92	0.92		ug/m3	1	4/18/2012 1:27:00 PM
Ethylbenzene	11 D	13	J	ug/m3	20	4/18/2012 2:35:00 PM
Freon 11	1.2	0.86		ug/m3	1	4/18/2012 1:27:00 PM
Freon 113	1.9	1.2		ug/m3	1	4/18/2012 1:27:00 PM
Freon 114	< 1.1	1.1		ug/m3	1	4/18/2012 1:27:00 PM

Qualifiers:

**	Reporting Limit
B	Analyte detected in the associated Method Blank
H	Holding times for preparation or analysis exceeded
JN	Non-routine analyte. Quantitation estimated.
S	Spike Recovery outside accepted recovery limits
.	Results reported are not blank corrected
E	Value above quantitation range
J	Analyte detected at or below quantitation limits
ND	Not Detected at the Reporting Limit

Centek Laboratories, LLC

Date: *27-Apr-12*

CLIENT:	Arcadis	**Client Sample ID:**	DUP-041212
Lab Order:	C1204029	**Tag Number:**	359,69
Project:	LMC Corp Utica	**Collection Date:**	4/13/2012
Lab ID:	C1204029-008A	**Matrix:**	AIR

Analyses	Result	**Limit	Qual	Units	DF	Date Analyzed
1UG/M3 BY METHOD TO15		**TO-15**				Analyst: RJP
Freon 12	3.6	0.75		ug/m3	1	4/18/2012 1:27:00 PM
Heptane	1.7	0.62		ug/m3	1	4/18/2012 1:27:00 PM
Hexachloro-1,3-butadiene	< 1.6 J	1.6		ug/m3	1	4/18/2012 1:27:00 PM
Hexane	< 0.54	0.54		ug/m3	1	4/18/2012 1:27:00 PM
Isopropyl alcohol	< 0.37	0.37		ug/m3	1	4/18/2012 1:27:00 PM
m&p-Xylene	28 D	26		ug/m3	20	4/18/2012 2:35:00 PM
Methyl Butyl Ketone	< 1.2	1.2		ug/m3	1	4/18/2012 1:27:00 PM
Methyl Ethyl Ketone	6.1	0.90		ug/m3	1	4/18/2012 1:27:00 PM
Methyl Isobutyl Ketone	< 1.2	1.2		ug/m3	1	4/18/2012 1:27:00 PM
Methyl tert-butyl ether	< 0.55	0.55		ug/m3	1	4/18/2012 1:27:00 PM
Methylene chloride	< 0.53	0.53		ug/m3	1	4/18/2012 1:27:00 PM
o-Xylene	9.7 D	13	J	ug/m3	20	4/18/2012 2:35:00 PM
Propylene	< 0.26	0.26		ug/m3	1	4/18/2012 1:27:00 PM
Styrene	< 0.65	0.65		ug/m3	1	4/18/2012 1:27:00 PM
Tetrachloroethylene	10	1.0		ug/m3	1	4/18/2012 1:27:00 PM
Tetrahydrofuran	< 0.45	0.45		ug/m3	1	4/18/2012 1:27:00 PM
Toluene	23 D	11		ug/m3	20	4/18/2012 2:35:00 PM
trans-1,2-Dichloroethene	< 0.60	0.60		ug/m3	1	4/18/2012 1:27:00 PM
trans-1,3-Dichloropropene	< 0.69	0.69		ug/m3	1	4/18/2012 1:27:00 PM
Trichloroethene	0.87	0.82		ug/m3	1	4/18/2012 1:27:00 PM
Vinyl acetate	< 0.54	0.54		ug/m3	1	4/18/2012 1:27:00 PM
Vinyl Bromide	< 0.67	0.67		ug/m3	1	4/18/2012 1:27:00 PM
Vinyl chloride	< 0.39	0.39		ug/m3	1	4/18/2012 1:27:00 PM

Qualifiers:

- ** Reporting Limit
- B Analyte detected in the associated Method Blank
- H Holding times for preparation or analysis exceeded
- JN Non-routine analyte. Quantitation estimated.
- S Spike Recovery outside accepted recovery limits
- . Results reported are not blank corrected
- E Value above quantitation range
- J Analyte detected at or below quantitation limits
- ND Not Detected at the Reporting Limit

West Lot

16239

ARCADIS
Infrastructure, environment, buildings

ID#:

CHAIN OF CUSTODY & LABORATORY ANALYSIS REQUEST FORM

Page 1 of 1

Lab Work Order #

Send Results to:

Contact & Company Name: Arcadis Jeff Bonstead
Telephone: 516-250-7384
Address: 855 Route 146
Fax: 516-250-7301
City: Clifton Park State: NY Zip: 12065
E-mail Address: Jeffrey.Bonstead@Arcadis-us.com
Project Name/Location (City, State): LMC Utica
Project #: NJ001037.1.1
Sampler's Printed Name: Daniel Zuch
Sampler's Signature:

Sample ID	Collection Date	Collection Time	Type (✓) Comp	Type (✓) Grab	Matrix	Preservative	Filtered (✓)	# of Containers	Container Information
WL-VP-1	4/13/12	1017		X	Air				
WL-VP-2 (Dup)		1033							
WL-VP-3		1052							
WL-VP-4		1107							
WL-VP-5		1125							
WL-VP-6		1140							
AMB-041312		0955							
DUP-041312	↓	/		↓	↓				

PARAMETER ANALYSIS & METHOD

Start Time	Start Pressure	End Time	End Pressure	Analysis: TO-15	Canister #	Regulator #
1017	-30	1153	-5	X	232	184
1033	-26	1210	-5	X	555	294
1052	-29	1243	-5	X	496	146
1107	-32	1255	-3.5	X	544	155
1125	-26	1300	-3	X	~~3398~~	113
1140	-29	1320	-3.25	X	~~3398~~	86
0955	-30	1345	-16	X	161	153
/	-28	/	0	X	359	69

Keys

Preservation Key:
A. H_2SO_4
B. HCL
C. HNO_3
D. NaOH
E. None
F. Other: _____
G. Other: _____
H. Other: _____

Container Information Key:
1. 40 ml Vial
2. 1 L Amber
3. 250 ml Plastic
4. 500 ml Plastic
5. Encore
6. 2 oz. Glass
7. 4 oz. Glass
8. 8 oz. Glass
9. Other: _____
10. Other: _____

Matrix Key:
SO - Soil
W - Water
T - Tissue
SE - Sediment
SL - Sludge
A - Air
NL - NAPL/Oil
SW - Sample Wipe
Other: _____

REMARKS

→ Can & Reg# maybe Reversed.

Special Instructions/Comments:
Please Report Results to Jeff Bonstead

☐ Special QA/QC Instructions(✓):

C1204029

Laboratory Information and Receipt		Relinquished By	Received By	Relinquished By	Laboratory Received By
Lab Name:	Cooler Custody Seal (✓)	Printed Name: Daniel Zuch	Printed Name: Jeff Scala	Printed Name:	Printed Name:
☐ Cooler packed with ice (✓)	☐ Intact ☐ Not Intact	Signature:	Signature:	Signature:	Signature:
Specify Turnaround Requirements:	Sample Receipt:	Firm: Arcadis	Firm/Courier: Centek Labs	Firm/Courier:	Firm:
Shipping Tracking #:	Condition/Cooler Temp: _____	Date/Time: 1400 4/13/12	Date/Time: 4-13-12 1600	Date/Time:	Date/Time:

Centek Laboratories, LLC

Lockheed Martin Corporation

Data Usability Summary Report

UTICA, NEW YORK

Volatiles

SDG#MC10370

Analyses Performed By:
ACCUTEST Laboratories, Inc

Report: #16261R
Review Level: Tier III
Project: NJ001037.0001.00005

SUMMARY

This data quality assessment summarizes the review of Sample Delivery Group (SDG) # MC10370 for samples collected in association with the Lockheed Martin West Lot Site, Utica, New York. The review was conducted as a Tier III evaluation and included review of data package completeness. Only analytical data associated with constituents of concern were reviewed for this validation. Field documentation was not included in this review. Included with this assessment are the validation annotated sample result sheets, and chain of custody. Analyses were performed on the following samples:

Sample ID	Lab ID	Matrix	Sample Collection Date	Parent Sample	Analysis				
					VOC	SVOC	PCB	MET	MISC
MW-B	MC10370-1	Water	5/8/2012		X				
PZ-2	MC10370-10	Water	5/8/2012		X				
MW-22	MC10370-11	Water	5/8/2012		X				
MW-23	MC10370-12	Water	5/8/2012		X				
MW-24	MC10370-13	Water	5/8/2012		X				
DUP-1	MC10370-14	Water	5/8/2012	MW-22	X				
TB-5-8-12	MC10370-15	Water	5/8/2012		X				
MW-D	MC10370-2	Water	5/8/2012		X				
MW-E	MC10370-3	Water	5/8/2012		X				
MW-F	MC10370-4	Water	5/8/2012		X				
MW-1	MC10370-5	Water	5/8/2012		X				
MW-1(DOT)	MC10370-6	Water	5/8/2012		X				
MW-5	MC10370-7	Water	5/8/2012		X				
PW-1	MC10370-8	Water	5/8/2012		X				
PZ-1	MC10370-9	Water	5/8/2012		X				

Note: The matrix spike/matrix spike duplicate for VOCs was performed on sample DUP-1.

ANALYTICAL DATA PACKAGE DOCUMENTATION

Items Reviewed	Reported		Performance Acceptable		Not Required
	No	Yes	No	Yes	
Sample receipt condition		X		X	
Requested analyses and sample results		X		X	
Collection Technique (grab, composite, etc.)		X		X	
Methods of analysis		X		X	
Reporting limits		X		X	
Sample collection date		X		X	
Laboratory sample received date		X		X	
Sample preservation verification (as applicable)		X		X	
Sample preparation/extraction/analysis dates		X		X	
Fully executed Chain-of-Custody (COC) form completed		X		X	
Narrative summary of QA or sample problems provided		X		X	
Data Package Completeness and Compliance		X		X	

QA - Quality Assurance

INTRODUCTION

Analyses were performed according to United States Environmental Protection Agency (USEPA) SW-846 methods 8260. Data were reviewed in accordance with USEPA National Functional Guidelines of October 1999, USEPA Region II SOPs and NYSDEC ASP 2005.

The data review process is an evaluation of data on a technical basis rather than a determination of contract compliance. As such, the standards against which the data are being weighed may differ from those specified in the analytical method. It is assumed that the data package represents the best efforts of the laboratory and had already been subjected to adequate and sufficient quality review prior to submission.

During the review process, laboratory qualified and unqualified data are verified against the supporting documentation. Based on this evaluation, qualifier codes may be added, deleted, or modified by the data reviewer. Results are qualified with the following codes in accordance with USEPA National Functional Guidelines:

- Concentration (C) Qualifiers

  U The compound was analyzed for but not detected. The associated value is the compound quantitation limit.

  B The compound has been found in the sample as well as its associated blank, its presence in the sample may be suspect.

- Quantitation (Q) Qualifiers

  E The compound was quantitated above the calibration range.

  D Concentration is based on a diluted sample analysis.

- Validation Qualifiers

  J The compound was positively identified; however, the associated numerical value is an estimated concentration only.

  UJ The compound was not detected above the reported sample quantitation limit. However, the reported limit is approximate and may or may not represent the actual limit of quantitation.

  JN The analysis indicates the presence of a compound for which there is presumptive evidence to make a tentative identification. The associated numerical value is an estimated concentration only.

  UB Compound considered non-detect at the listed value due to associated blank contamination.

  N The analysis indicates the presence of a compound for which there is presumptive evidence to make a tentative identification.

  R The sample results are rejected.

Two facts should be noted by all data users. First, the "R" flag means that the associated value is unusable. In other words, due to significant quality control (QC) problems, the analysis is invalid and provides no information as to whether the compound is present or not. "R" values should not appear on data tables because they cannot be relied upon, even as a last resort. The second fact to keep in mind is that no compound concentration, even if it has passed all QC tests, is guaranteed to be accurate. Strict QC serves to increase confidence in data but any value potentially contains error.

VOLATILE ORGANIC COMPOUND (VOC) ANALYSES

1. Holding Times

The specified holding times for the following methods are presented in the following table.

Method	Matrix	Holding Time	Preservation
SW-846 8260	Water	14 days from collection to analysis	Cool to 4°C±2°C; preserved to a pH of less than 2.
	Soil	14 days from collection to analysis	Cool to 4°C±2°C.

s.u. Standard units

All samples were analyzed within the specified holding time criteria.

2. Blank Contamination

Quality assurance (QA) blanks (i.e., method and rinse blanks) are prepared to identify any contamination which may have been introduced into the samples during sample preparation or field activity. Method blanks measure laboratory contamination. Rinse blanks measure contamination of samples during field operations.

A blank action level (BAL) of five times the concentration of a detected compound in an associated blank (common laboratory contaminant compounds are calculated at ten times) is calculated for QA blanks containing concentrations greater than the method detection limit (MDL). The BAL is compared to the associated sample results to determine the appropriate qualification of the sample results, if needed.

All compounds associated with the QA blanks exhibited a concentration less than the MDL, with the exception of the compounds listed in the following table. Sample results associated with QA blank contamination that were greater than the BAL resulted in the removal of the laboratory qualifier (B) of data. Sample results less than the BAL associated with the following sample locations were qualified as listed in the following table.

Sample Locations	Analytes	Sample Result	Qualification
MW-B MW-D MW-E MW-F MW-1 MW-1(DOT) MW-5 PW-1 MW-22 MW-23 MW-24 DUP-1	Acetone	Detected sample results >RL and <BAL	"UB" at detected sample concentration

3. Mass Spectrometer Tuning

Mass spectrometer performance was acceptable and all analyses were performed within a 12-hour tune clock.

System performance and column resolution were acceptable.

4. Calibration

Satisfactory instrument calibration is established to insure that the instrument is capable of producing acceptable quantitative data. An initial calibration demonstrates that the instrument is capable of acceptable performance at the beginning of an experimental sequence. The continuing calibration verifies that the instrument daily performance is satisfactory.

4.1 Initial Calibration

The method specifies percent relative standard deviation (%RSD) and relative response factor (RRF) limits for select compounds only. A technical review of the data applies limits to all compounds with no exceptions.

All target compounds associated with the initial calibration standards must exhibit a %RSD less than the control limit (15%) or a correlation coefficient greater than 0.99 and an RRF value greater than control limit (0.05).

4.2 Continuing Calibration

All target compounds associated with the continuing calibration standard must exhibit a percent difference (%D) less than the control limit (20%) and RRF value greater than control limit (0.05).

All compounds associated with the calibrations were within the specified control limits, with the exception of the compounds presented in the following table.

Sample Locations	Initial/Continuing	Compound	Criteria
All samples within this SDG	CCV %D	Methyl tert butyl ether	35.9%
		Toluene	-51.4%
		Hexachlorobutadiene	-22.7%

The criteria used to evaluate the initial and continuing calibration are presented in the following table. In the case of a calibration deviation, the sample results are qualified.

Initial/Continuing	Criteria	Sample Result	Qualification
Initial and Continuing Calibration	RRF <0.05	Non-detect	R
		Detect	J
	RRF <0.01[1]	Non-detect	R
		Detect	J
	RRF >0.05 or RRF >0.01[1]	Non-detect	No Action
		Detect	

Initial/Continuing	Criteria	Sample Result	Qualification
Initial Calibration	%RSD > 15% or a correlation coefficient <0.99	Non-detect	UJ
		Detect	J
Continuing Calibration	%D >20% (increase in sensitivity)	Non-detect	No Action
		Detect	J
	%D >20% (decrease in sensitivity)	Non-detect	UJ
		Detect	J

[1] RRF of 0.01 only applies to compounds which are typically poor responding compounds (i.e., ketones, 1,4-dioxane, etc.)

5. Surrogates/System Monitoring Compounds

All samples to be analyzed for organic compounds are spiked with surrogate compounds prior to sample preparation to evaluate overall laboratory performance and efficiency of the analytical technique. VOC analysis requires that all surrogates associated with the analysis exhibit recoveries within the laboratory-established acceptance limits.

All surrogate recoveries were within control limits.

6. Internal Standard Performance

Internal standard performance criteria insure that the GC/MS sensitivity and response are stable during every sample analysis. The criteria requires the internal standard compounds associated with the VOC exhibit area counts that are not greater than two times (+100%) or less than one-half (-50%) of the area counts of the associated continuing calibration standard.

All internal standard responses were within control limits.

7. Matrix Spike/Matrix Spike Duplicate (MS/MSD) Analysis

MS/MSD data are used to assess the precision and accuracy of the analytical method. The compounds used to perform the MS/MSD analysis must exhibit a percent recovery within the laboratory-established acceptance limits. The relative percent difference (RPD) between the MS/MSD recoveries must exhibit an RPD within the laboratory-established acceptance limits.

Note: The MS/MSD recovery control limits do not apply for MS/MSD performed on sample locations where the compound concentration detected in the parent sample exceeds the MS/MSD concentration by a factor of four or greater.

Sample locations associated with the MS/MSD exhibiting recoveries outside of the control limits are presented in the following table.

Sample Locations	Compound	MS Recovery	MSD Recovery
DUP-1	Acetone	AC	>UL
	Chloroethane	AC	>UL
	Chloromethane	>UL	>UL

	Dichlorodifluoromethane	>UL	>UL
	1,1-Dichloroethene	AC	>UL
	Methyl Tert Butyl Ether	<LL but >10%	<LL but >10%
	Trichlorofluoromethane	AC	>UL
	Vinyl Acetate	AC	>UL
	Vinyl Chloride	AC	>UL

AC Acceptable

The criteria used to evaluate the MS/MSD recoveries are presented in the following table. In the case of an MS/MSD deviation, the sample results are qualified as documented in the table below.

Control Limit	Sample Result	Qualification
> the upper control limit (UL)	Non-detect	No Action
	Detect	J
< the lower control limit (LL) but > 10%	Non-detect	UJ
	Detect	J
< 10%	Non-detect	R
	Detect	J
Parent sample concentration > four times the MS/MSD spiking solution concentration.	Detect	No Action
	Non-detect	

Sample locations associated with MS/MSD recoveries exhibiting an RPD greater than of the control limit presented in the following table.

Sample Locations	Compound
DUP-1	Acetone

The criteria used to evaluate the RPD between the MS/MSD recoveries are presented in the following table. In the case of an RPD deviation, the sample results are qualified as documented in the table below.

Control Limit	Sample Result	Qualification
> UL	Non-detect	UJ
	Detect	J

8. Laboratory Control Sample (LCS) Analysis

The LCS analysis is used to assess the precision and accuracy of the analytical method independent of matrix interferences. The compounds associated with the LCS analysis must exhibit a percent recovery within the laboratory-established acceptance limits.

Sample locations associated with LCS analysis exhibiting recoveries outside of the control limits presented in the following table.

Sample Locations	Compound	LCS Recovery
All sample locations within this SDG	Acetone	>UL

The criteria used to evaluate the LCS recoveries are presented in the following table. In the case of an LCS deviation, the sample results are qualified as documented in the table below.

Control Limit	Sample Result	Qualification
> the upper control limit (UL)	Non-detect	No Action
	Detect	J
< the lower control limit (LL) but > 10%	Non-detect	UJ
	Detect	J
< 10%	Non-detect	R
	Detect	J

Note: Sample results were not qualified as rejected (R) due to the deviations listed above.

9. Field Duplicate Analysis

Field duplicate analysis is used to assess the precision and accuracy of the field sampling procedures and analytical method. A control limit of 50% for water matrices is applied to the RPD between the parent sample and the field duplicate. In the instance when the parent and/or duplicate sample concentrations are less than or equal to 5 times the RL, a control limit of two times the RL is applied for water matrices.

Results for duplicate samples are summarized in the following table.

Sample ID/Duplicate ID	Compound	Sample Result	Duplicate Result	RPD
MW-22 / DUP 1	Acetone	7.1	7.0	AC

AC Acceptable
NC Not compliant
U Not detected

The calculated RPDs between the parent sample and field duplicate were acceptable.

10. Compound Identification

Compounds are identified on the GC/MS by using the analytes relative retention time and ion spectra.

All identified compounds met the specified criteria.

11. System Performance and Overall Assessment

Overall system performance was acceptable. Other than for those deviations specifically mentioned in this review, the overall data quality is within the guidelines specified in the method.

DATA VALIDATION CHECKLIST FOR VOCs

VOCs: SW-846 8260	Reported		Performance Acceptable		Not Required
	No	Yes	No	Yes	
GAS CHROMATOGRAPHY/MASS SPECTROMETRY (GC/MS)					
Tier II Validation					
Holding times		X		X	
Reporting limits (units)		X		X	
Blanks					
A. Method blanks		X		X	
B. Equipment blanks					X
C. Trip blanks		X	X		
Laboratory Control Sample (LCS)		X		X	
Laboratory Control Sample Duplicate(LCSD)					X
LCS/LCSD Precision (RPD)					X
Matrix Spike (MS)		X	X		
Matrix Spike Duplicate(MSD)		X	X		
MS/MSD Precision (RPD)		X		X	
Field Duplicate (RPD)		X		X	
Surrogate Spike Recoveries		X		X	
Dilution Factor		X		X	
Moisture Content					X
Tier III Validation					
System performance and column resolution		X		X	
Initial calibration %RSDs		X		X	
Continuing calibration RRFs		X		X	
Continuing calibration %Ds		X	X		
Instrument tune and performance check		X		X	
Ion abundance criteria for each instrument used		X		X	
Internal standard		X		X	
Compound identification and quantitation					
A. Reconstructed ion chromatograms		X		X	
B. Quantitation Reports		X		X	
C. RT of sample compounds within the established RT windows		X		X	
D. Transcription/calculation errors present				X	

VOCs: SW-846 8260	Reported		Performance Acceptable		Not Required
	No	Yes	No	Yes	
GAS CHROMATOGRAPHY/MASS SPECTROMETRY (GC/MS)					
E. Reporting limits adjusted to reflect sample dilutions		X		X	

%RSD Relative standard deviation
%R Percent recovery
RPD Relative percent difference
%D Percent difference

SAMPLE COMPLIANCE REPORT

Sample Delivery Group (SDG)	Sampling Date	Protocol	Sample ID	Matrix	Compliancy[1]					Noncompliance
					VOC	SVOC	PCB	MET	MISC	
MC10370	5/8/2012	SW-846	MW-B	Water	No	--	--	--	--	VOC-Blank Contamination, LCS %R, CCV%D
MC10370	5/8/2012	SW-846	PZ-2	Water	No	--	--	--	--	VOC-CCV%D, LCS %R,
MC10370	5/8/2012	SW-846	MW-22	Water	No	--	--	--	--	VOC- Blank Contamination, LCS %R, CCV%D
MC10370	5/8/2012	SW-846	MW-23	Water	No	--	--	--	--	VOC- Blank Contamination, LCS %R, CCV%D
MC10370	5/8/2012	SW-846	MW-24	Water	No	--	--	--	--	VOC- Blank Contamination, LCS %R, CCV%D
MC10370	5/8/2012	SW-846	DUP-1	Water	No	--	--	--	--	VOC- Blank Contamination, LCS %R, CCV%D, MS/MSD %R
MC10370	5/8/2012	SW-846	TB-5-8-12	Water	No	--	--	--	--	VOC- LCS %R, CCV%D
MC10370	5/8/2012	SW-846	MW-D	Water	No	--	--	--	--	VOC- Blank Contamination, LCS %R, CCV%D,
MC10370	5/8/2012	SW-846	MW-E	Water	No	--	--	--	--	VOC- Blank Contamination, LCS %R, CCV%D
MC10370	5/8/2012	SW-846	MW-F	Water	No	--	--	--	--	VOC- Blank Contamination, LCS %R, CCV%D
MC10370	5/8/2012	SW-846	MW-1	Water	No	--	--	--	--	VOC- Blank Contamination, LCS %R, CCV%D
MC10370	5/8/2012	SW-846	MW-1(DOT)	Water	No	--	--	--	--	VOC- Blank Contamination, LCS %R, CCV%D
MC10370	5/8/2012	SW-846	MW-5	Water	No	--	--	--	--	VOC- Blank Contamination, LCS %R, CCV%D
MC10370	5/8/2012	SW-846	PW-1	Water	No	--	--	--	--	VOC- Blank Contamination, LCS %R, CCV%D
MC10370	5/8/2012	SW-846	PZ-1	Water	No	--	--	--	--	VOC-CCV%D, LCS %R

1 Samples which are compliant with no added validation qualifiers are listed as "yes". Samples which are non-compliant or which have added qualifiers are listed as "no". A "no" designation does not necessarily indicate that the data have been rejected or are otherwise unusable.

ALIDATION PERFORMED BY: Mary Ann Doyle

SIGNATURE: 

DATE: May 18, 2012

PEER REVIEW BY: Dennis Capria

DATE: May 30, 2012

CHAIN OF CUSTODY/
CORRECTED SAMPLE ANALYSIS DATA SHEETS

Raw Data: G116983.D

116261

Accutest Laboratories

Report of Analysis

Client Sample ID:	MW-B		
Lab Sample ID:	MC10370-1	**Date Sampled:**	05/08/12
Matrix:	AQ - Ground Water	**Date Received:**	05/09/12
Method:	SW846 8260B	**Percent Solids:**	n/a
Project:	LMC Utica, 525 French Road, Utica, NY		

	File ID	DF	Analyzed	By	Prep Date	Prep Batch	Analytical Batch
Run #1	G116983.D	1	05/10/12	AT	n/a	n/a	MSG4691
Run #2							

	Purge Volume
Run #1	5.0 ml
Run #2	

VOA 8260 List

CAS No.	Compound	Result	RL	MDL	Units	Q
67-64-1	Acetone	8.1 UB	5.0	4.1	ug/l	
71-43-2	Benzene	ND	0.50	0.46	ug/l	
108-86-1	Bromobenzene	ND	5.0	0.99	ug/l	
74-97-5	Bromochloromethane	ND	5.0	0.92	ug/l	
75-27-4	Bromodichloromethane	ND	1.0	0.49	ug/l	
75-25-2	Bromoform	ND	1.0	0.71	ug/l	
74-83-9	Bromomethane	ND	2.0	1.3	ug/l	
78-93-3	2-Butanone (MEK)	ND	5.0	2.7	ug/l	
104-51-8	n-Butylbenzene	ND	5.0	1.1	ug/l	
135-98-8	sec-Butylbenzene	ND	5.0	1.0	ug/l	
98-06-6	tert-Butylbenzene	ND	5.0	0.82	ug/l	
75-15-0	Carbon disulfide	ND	5.0	0.62	ug/l	
56-23-5	Carbon tetrachloride	ND	1.0	0.58	ug/l	
108-90-7	Chlorobenzene	ND	1.0	0.44	ug/l	
75-00-3	Chloroethane	ND	2.0	0.32	ug/l	
67-66-3	Chloroform	ND	1.0	0.58	ug/l	
74-87-3	Chloromethane	ND	2.0	0.71	ug/l	
95-49-8	o-Chlorotoluene	ND	5.0	1.1	ug/l	
106-43-4	p-Chlorotoluene	ND	5.0	0.98	ug/l	
96-12-8	1,2-Dibromo-3-chloropropane	ND	5.0	1.6	ug/l	
124-48-1	Dibromochloromethane	ND	1.0	0.89	ug/l	
106-93-4	1,2-Dibromoethane	ND	2.0	0.48	ug/l	
95-50-1	1,2-Dichlorobenzene	ND	1.0	0.41	ug/l	
541-73-1	1,3-Dichlorobenzene	ND	1.0	0.44	ug/l	
106-46-7	1,4-Dichlorobenzene	ND	1.0	0.42	ug/l	
75-71-8	Dichlorodifluoromethane	ND	2.0	1.1	ug/l	
75-34-3	1,1-Dichloroethane	ND	1.0	0.33	ug/l	
107-06-2	1,2-Dichloroethane	ND	1.0	0.44	ug/l	
75-35-4	1,1-Dichloroethene	ND	1.0	0.80	ug/l	
156-59-2	cis-1,2-Dichloroethene	ND	1.0	0.69	ug/l	
156-60-5	trans-1,2-Dichloroethene	ND	1.0	0.64	ug/l	
78-87-5	1,2-Dichloropropane	ND	2.0	0.71	ug/l	

ND = Not detected MDL - Method Detection Limit
RL = Reporting Limit
E = Indicates value exceeds calibration range
J = Indicates an estimated value
B = Indicates analyte found in associated method blank
N = Indicates presumptive evidence of a compound

Report of Analysis

Client Sample ID:	MW-B		
Lab Sample ID:	MC10370-1	**Date Sampled:**	05/08/12
Matrix:	AQ - Ground Water	**Date Received:**	05/09/12
Method:	SW846 8260B	**Percent Solids:**	n/a
Project:	LMC Utica, 525 French Road, Utica, NY		

VOA 8260 List

CAS No.	Compound	Result	RL	MDL	Units	Q
142-28-9	1,3-Dichloropropane	ND	5.0	0.75	ug/l	
594-20-7	2,2-Dichloropropane	ND	5.0	5.0	ug/l	
563-58-6	1,1-Dichloropropene	ND	5.0	0.78	ug/l	
10061-01-5	cis-1,3-Dichloropropene	ND	0.50	0.41	ug/l	
10061-02-6	trans-1,3-Dichloropropene	ND	0.50	0.49	ug/l	
100-41-4	Ethylbenzene	ND	1.0	0.80	ug/l	
87-68-3	Hexachlorobutadiene	ND	5.0	1.2	ug/l	
591-78-6	2-Hexanone	ND	5.0	1.3	ug/l	
74-88-4	Iodomethane	ND	5.0	1.3	ug/l	
98-82-8	Isopropylbenzene	ND	5.0	0.94	ug/l	
99-87-6	p-Isopropyltoluene	ND	5.0	0.88	ug/l	
1634-04-4	Methyl Tert Butyl Ether	ND	1.0	0.61	ug/l	
108-10-1	4-Methyl-2-pentanone (MIBK)	ND	5.0	0.76	ug/l	
74-95-3	Methylene bromide	ND	5.0	0.52	ug/l	
75-09-2	Methylene chloride	ND	2.0	0.99	ug/l	
91-20-3	Naphthalene	ND	5.0	0.70	ug/l	
103-65-1	n-Propylbenzene	ND	5.0	0.89	ug/l	
100-42-5	Styrene	ND	5.0	0.97	ug/l	
630-20-6	1,1,1,2-Tetrachloroethane	ND	5.0	0.83	ug/l	
79-34-5	1,1,2,2-Tetrachloroethane	ND	1.0	0.79	ug/l	
127-18-4	Tetrachloroethene	ND	1.0	0.36	ug/l	
108-88-3	Toluene	ND	1.0	0.59	ug/l	
87-61-6	1,2,3-Trichlorobenzene	ND	5.0	1.1	ug/l	
120-82-1	1,2,4-Trichlorobenzene	ND	5.0	1.0	ug/l	
71-55-6	1,1,1-Trichloroethane	ND	1.0	0.55	ug/l	
79-00-5	1,1,2-Trichloroethane	ND	1.0	0.74	ug/l	
79-01-6	Trichloroethene	ND	1.0	0.75	ug/l	
75-69-4	Trichlorofluoromethane	ND	1.0	0.40	ug/l	
96-18-4	1,2,3-Trichloropropane	ND	5.0	0.70	ug/l	
95-63-6	1,2,4-Trimethylbenzene	ND	5.0	0.98	ug/l	
108-67-8	1,3,5-Trimethylbenzene	ND	5.0	0.90	ug/l	
108-05-4	Vinyl Acetate	ND	5.0	1.1	ug/l	
75-01-4	Vinyl chloride	ND	1.0	0.82	ug/l	
	m,p-Xylene	ND	1.0	0.90	ug/l	
95-47-6	o-Xylene	ND	1.0	0.32	ug/l	
1330-20-7	Xylene (total)	ND	1.0	0.32	ug/l	

CAS No.	Surrogate Recoveries	Run# 1	Run# 2	Limits
1868-53-7	Dibromofluoromethane	128%		70-130%

ND = Not detected MDL - Method Detection Limit
RL = Reporting Limit
E = Indicates value exceeds calibration range
J = Indicates an estimated value
B = Indicates analyte found in associated method blank
N = Indicates presumptive evidence of a compound

Report of Analysis

Client Sample ID:	MW-B		
Lab Sample ID:	MC10370-1	**Date Sampled:**	05/08/12
Matrix:	AQ - Ground Water	**Date Received:**	05/09/12
Method:	SW846 8260B	**Percent Solids:**	n/a
Project:	LMC Utica, 525 French Road, Utica, NY		

VOA 8260 List

CAS No.	Surrogate Recoveries	Run# 1	Run# 2	Limits
2037-26-5	Toluene-D8	118%		70-130%
460-00-4	4-Bromofluorobenzene	120%		70-130%

ND = Not detected MDL - Method Detection Limit
RL = Reporting Limit
E = Indicates value exceeds calibration range

J = Indicates an estimated value
B = Indicates analyte found in associated method blank
N = Indicates presumptive evidence of a compound

Accutest Laboratories

Report of Analysis

Client Sample ID:	MW-D		
Lab Sample ID:	MC10370-2	Date Sampled:	05/08/12
Matrix:	AQ - Ground Water	Date Received:	05/09/12
Method:	SW846 8260B	Percent Solids:	n/a
Project:	LMC Utica, 525 French Road, Utica, NY		

	File ID	DF	Analyzed	By	Prep Date	Prep Batch	Analytical Batch
Run #1	G116984.D	1	05/10/12	AT	n/a	n/a	MSG4691
Run #2							

	Purge Volume
Run #1	5.0 ml
Run #2	

VOA 8260 List

CAS No.	Compound	Result	RL	MDL	Units	Q
67-64-1	Acetone	5.3 UB	5.0	4.1	ug/l	
71-43-2	Benzene	ND	0.50	0.46	ug/l	
108-86-1	Bromobenzene	ND	5.0	0.99	ug/l	
74-97-5	Bromochloromethane	ND	5.0	0.92	ug/l	
75-27-4	Bromodichloromethane	ND	1.0	0.49	ug/l	
75-25-2	Bromoform	ND	1.0	0.71	ug/l	
74-83-9	Bromomethane	ND	2.0	1.3	ug/l	
78-93-3	2-Butanone (MEK)	ND	5.0	2.7	ug/l	
104-51-8	n-Butylbenzene	ND	5.0	1.1	ug/l	
135-98-8	sec-Butylbenzene	ND	5.0	1.0	ug/l	
98-06-6	tert-Butylbenzene	ND	5.0	0.82	ug/l	
75-15-0	Carbon disulfide	ND	5.0	0.62	ug/l	
56-23-5	Carbon tetrachloride	ND	1.0	0.58	ug/l	
108-90-7	Chlorobenzene	ND	1.0	0.44	ug/l	
75-00-3	Chloroethane	ND	2.0	0.32	ug/l	
67-66-3	Chloroform	ND	1.0	0.58	ug/l	
74-87-3	Chloromethane	ND	2.0	0.71	ug/l	
95-49-8	o-Chlorotoluene	ND	5.0	1.1	ug/l	
106-43-4	p-Chlorotoluene	ND	5.0	0.98	ug/l	
96-12-8	1,2-Dibromo-3-chloropropane	ND	5.0	1.6	ug/l	
124-48-1	Dibromochloromethane	ND	1.0	0.89	ug/l	
106-93-4	1,2-Dibromoethane	ND	2.0	0.48	ug/l	
95-50-1	1,2-Dichlorobenzene	ND	1.0	0.41	ug/l	
541-73-1	1,3-Dichlorobenzene	ND	1.0	0.44	ug/l	
106-46-7	1,4-Dichlorobenzene	ND	1.0	0.42	ug/l	
75-71-8	Dichlorodifluoromethane	ND	2.0	1.1	ug/l	
75-34-3	1,1-Dichloroethane	ND	1.0	0.33	ug/l	
107-06-2	1,2-Dichloroethane	ND	1.0	0.44	ug/l	
75-35-4	1,1-Dichloroethene	ND	1.0	0.80	ug/l	
156-59-2	cis-1,2-Dichloroethene	1.4	1.0	0.69	ug/l	
156-60-5	trans-1,2-Dichloroethene	ND	1.0	0.64	ug/l	
78-87-5	1,2-Dichloropropane	ND	2.0	0.71	ug/l	

ND = Not detected MDL - Method Detection Limit
RL = Reporting Limit
E = Indicates value exceeds calibration range
J = Indicates an estimated value
B = Indicates analyte found in associated method blank
N = Indicates presumptive evidence of a compound

Report of Analysis

Client Sample ID:	MW-D		
Lab Sample ID:	MC10370-2	**Date Sampled:**	05/08/12
Matrix:	AQ - Ground Water	**Date Received:**	05/09/12
Method:	SW846 8260B	**Percent Solids:**	n/a
Project:	LMC Utica, 525 French Road, Utica, NY		

VOA 8260 List

CAS No.	Compound	Result	RL	MDL	Units	Q
142-28-9	1,3-Dichloropropane	ND	5.0	0.75	ug/l	
594-20-7	2,2-Dichloropropane	ND	5.0	5.0	ug/l	
563-58-6	1,1-Dichloropropene	ND	5.0	0.78	ug/l	
10061-01-5	cis-1,3-Dichloropropene	ND	0.50	0.41	ug/l	
10061-02-6	trans-1,3-Dichloropropene	ND	0.50	0.49	ug/l	
100-41-4	Ethylbenzene	ND	1.0	0.80	ug/l	
87-68-3	Hexachlorobutadiene	ND	5.0	1.2	ug/l	J
591-78-6	2-Hexanone	ND	5.0	1.3	ug/l	
74-88-4	Iodomethane	ND	5.0	1.3	ug/l	
98-82-8	Isopropylbenzene	ND	5.0	0.94	ug/l	
99-87-6	p-Isopropyltoluene	ND	5.0	0.88	ug/l	
1634-04-4	Methyl Tert Butyl Ether	ND	1.0	0.61	ug/l	
108-10-1	4-Methyl-2-pentanone (MIBK)	ND	5.0	0.76	ug/l	
74-95-3	Methylene bromide	ND	5.0	0.52	ug/l	
75-09-2	Methylene chloride	ND	2.0	0.99	ug/l	
91-20-3	Naphthalene	ND	5.0	0.70	ug/l	
103-65-1	n-Propylbenzene	ND	5.0	0.89	ug/l	
100-42-5	Styrene	ND	5.0	0.97	ug/l	
630-20-6	1,1,1,2-Tetrachloroethane	ND	5.0	0.83	ug/l	
79-34-5	1,1,2,2-Tetrachloroethane	ND	1.0	0.79	ug/l	
127-18-4	Tetrachloroethene	ND	1.0	0.36	ug/l	
108-88-3	Toluene	ND	1.0	0.59	ug/l	J
87-61-6	1,2,3-Trichlorobenzene	ND	5.0	1.1	ug/l	
120-82-1	1,2,4-Trichlorobenzene	ND	5.0	1.0	ug/l	
71-55-6	1,1,1-Trichloroethane	ND	1.0	0.55	ug/l	
79-00-5	1,1,2-Trichloroethane	ND	1.0	0.74	ug/l	
79-01-6	Trichloroethene	ND	1.0	0.75	ug/l	
75-69-4	Trichlorofluoromethane	ND	1.0	0.40	ug/l	
96-18-4	1,2,3-Trichloropropane	ND	5.0	0.70	ug/l	
95-63-6	1,2,4-Trimethylbenzene	ND	5.0	0.98	ug/l	
108-67-8	1,3,5-Trimethylbenzene	ND	5.0	0.90	ug/l	
108-05-4	Vinyl Acetate	ND	5.0	1.1	ug/l	
75-01-4	Vinyl chloride	ND	1.0	0.82	ug/l	
	m,p-Xylene	ND	1.0	0.90	ug/l	
95-47-6	o-Xylene	ND	1.0	0.32	ug/l	
1330-20-7	Xylene (total)	ND	1.0	0.32	ug/l	

CAS No.	Surrogate Recoveries	Run# 1	Run# 2	Limits
1868-53-7	Dibromofluoromethane	121%		70-130%

ND = Not detected MDL - Method Detection Limit
RL = Reporting Limit
E = Indicates value exceeds calibration range
J = Indicates an estimated value
B = Indicates analyte found in associated method blank
N = Indicates presumptive evidence of a compound

Report of Analysis

Client Sample ID:	MW-D		
Lab Sample ID:	MC10370-2	**Date Sampled:**	05/08/12
Matrix:	AQ - Ground Water	**Date Received:**	05/09/12
Method:	SW846 8260B	**Percent Solids:**	n/a
Project:	LMC Utica, 525 French Road, Utica, NY		

VOA 8260 List

CAS No.	Surrogate Recoveries	Run# 1	Run# 2	Limits
2037-26-5	Toluene-D8	119%		70-130%
460-00-4	4-Bromofluorobenzene	115%		70-130%

ND = Not detected MDL - Method Detection Limit
RL = Reporting Limit
E = Indicates value exceeds calibration range

J = Indicates an estimated value
B = Indicates analyte found in associated method blank
N = Indicates presumptive evidence of a compound

Accutest Laboratories

Report of Analysis

Client Sample ID:	MW-E		
Lab Sample ID:	MC10370-3	Date Sampled:	05/08/12
Matrix:	AQ - Ground Water	Date Received:	05/09/12
Method:	SW846 8260B	Percent Solids:	n/a
Project:	LMC Utica, 525 French Road, Utica, NY		

	File ID	DF	Analyzed	By	Prep Date	Prep Batch	Analytical Batch
Run #1	G116985.D	1	05/10/12	AT	n/a	n/a	MSG4691
Run #2							

	Purge Volume
Run #1	5.0 ml
Run #2	

VOA 8260 List

CAS No.	Compound	Result	RL	MDL	Units	Q
67-64-1	Acetone	9.2 UB	5.0	4.1	ug/l	
71-43-2	Benzene	ND	0.50	0.46	ug/l	
108-86-1	Bromobenzene	ND	5.0	0.99	ug/l	
74-97-5	Bromochloromethane	ND	5.0	0.92	ug/l	
75-27-4	Bromodichloromethane	ND	1.0	0.49	ug/l	
75-25-2	Bromoform	ND	1.0	0.71	ug/l	
74-83-9	Bromomethane	ND	2.0	1.3	ug/l	
78-93-3	2-Butanone (MEK)	ND	5.0	2.7	ug/l	
104-51-8	n-Butylbenzene	ND	5.0	1.1	ug/l	
135-98-8	sec-Butylbenzene	ND	5.0	1.0	ug/l	
98-06-6	tert-Butylbenzene	ND	5.0	0.82	ug/l	
75-15-0	Carbon disulfide	ND	5.0	0.62	ug/l	
56-23-5	Carbon tetrachloride	ND	1.0	0.58	ug/l	
108-90-7	Chlorobenzene	ND	1.0	0.44	ug/l	
75-00-3	Chloroethane	ND	2.0	0.32	ug/l	
67-66-3	Chloroform	ND	1.0	0.58	ug/l	
74-87-3	Chloromethane	ND	2.0	0.71	ug/l	
95-49-8	o-Chlorotoluene	ND	5.0	1.1	ug/l	
106-43-4	p-Chlorotoluene	ND	5.0	0.98	ug/l	
96-12-8	1,2-Dibromo-3-chloropropane	ND	5.0	1.6	ug/l	
124-48-1	Dibromochloromethane	ND	1.0	0.89	ug/l	
106-93-4	1,2-Dibromoethane	ND	2.0	0.48	ug/l	
95-50-1	1,2-Dichlorobenzene	ND	1.0	0.41	ug/l	
541-73-1	1,3-Dichlorobenzene	ND	1.0	0.44	ug/l	
106-46-7	1,4-Dichlorobenzene	ND	1.0	0.42	ug/l	
75-71-8	Dichlorodifluoromethane	ND	2.0	1.1	ug/l	
75-34-3	1,1-Dichloroethane	ND	1.0	0.33	ug/l	
107-06-2	1,2-Dichloroethane	ND	1.0	0.44	ug/l	
75-35-4	1,1-Dichloroethene	ND	1.0	0.80	ug/l	
156-59-2	cis-1,2-Dichloroethene	4.9	1.0	0.69	ug/l	
156-60-5	trans-1,2-Dichloroethene	ND	1.0	0.64	ug/l	
78-87-5	1,2-Dichloropropane	ND	2.0	0.71	ug/l	

ND = Not detected MDL - Method Detection Limit
RL = Reporting Limit
E = Indicates value exceeds calibration range
J = Indicates an estimated value
B = Indicates analyte found in associated method blank
N = Indicates presumptive evidence of a compound

Report of Analysis

Client Sample ID:	MW-E		
Lab Sample ID:	MC10370-3	**Date Sampled:**	05/08/12
Matrix:	AQ - Ground Water	**Date Received:**	05/09/12
Method:	SW846 8260B	**Percent Solids:**	n/a
Project:	LMC Utica, 525 French Road, Utica, NY		

VOA 8260 List

CAS No.	Compound	Result	RL	MDL	Units	Q
142-28-9	1,3-Dichloropropane	ND	5.0	0.75	ug/l	
594-20-7	2,2-Dichloropropane	ND	5.0	5.0	ug/l	
563-58-6	1,1-Dichloropropene	ND	5.0	0.78	ug/l	
10061-01-5	cis-1,3-Dichloropropene	ND	0.50	0.41	ug/l	
10061-02-6	trans-1,3-Dichloropropene	ND	0.50	0.49	ug/l	
100-41-4	Ethylbenzene	ND	1.0	0.80	ug/l	
87-68-3	Hexachlorobutadiene	ND	5.0	1.2	ug/l	J
591-78-6	2-Hexanone	ND	5.0	1.3	ug/l	
74-88-4	Iodomethane	ND	5.0	1.3	ug/l	
98-82-8	Isopropylbenzene	ND	5.0	0.94	ug/l	
99-87-6	p-Isopropyltoluene	ND	5.0	0.88	ug/l	
1634-04-4	Methyl Tert Butyl Ether	ND	1.0	0.61	ug/l	
108-10-1	4-Methyl-2-pentanone (MIBK)	ND	5.0	0.76	ug/l	
74-95-3	Methylene bromide	ND	5.0	0.52	ug/l	
75-09-2	Methylene chloride	ND	2.0	0.99	ug/l	
91-20-3	Naphthalene	ND	5.0	0.70	ug/l	
103-65-1	n-Propylbenzene	ND	5.0	0.89	ug/l	
100-42-5	Styrene	ND	5.0	0.97	ug/l	
630-20-6	1,1,1,2-Tetrachloroethane	ND	5.0	0.83	ug/l	
79-34-5	1,1,2,2-Tetrachloroethane	ND	1.0	0.79	ug/l	
127-18-4	Tetrachloroethene	ND	1.0	0.36	ug/l	
108-88-3	Toluene	ND	1.0	0.59	ug/l	J
87-61-6	1,2,3-Trichlorobenzene	ND	5.0	1.1	ug/l	
120-82-1	1,2,4-Trichlorobenzene	ND	5.0	1.0	ug/l	
71-55-6	1,1,1-Trichloroethane	ND	1.0	0.55	ug/l	
79-00-5	1,1,2-Trichloroethane	ND	1.0	0.74	ug/l	
79-01-6	Trichloroethene	ND	1.0	0.75	ug/l	
75-69-4	Trichlorofluoromethane	ND	1.0	0.40	ug/l	
96-18-4	1,2,3-Trichloropropane	ND	5.0	0.70	ug/l	
95-63-6	1,2,4-Trimethylbenzene	ND	5.0	0.98	ug/l	
108-67-8	1,3,5-Trimethylbenzene	ND	5.0	0.90	ug/l	
108-05-4	Vinyl Acetate	ND	5.0	1.1	ug/l	
75-01-4	Vinyl chloride	ND	1.0	0.82	ug/l	
	m,p-Xylene	ND	1.0	0.90	ug/l	
95-47-6	o-Xylene	ND	1.0	0.32	ug/l	
1330-20-7	Xylene (total)	ND	1.0	0.32	ug/l	

CAS No.	Surrogate Recoveries	Run# 1	Run# 2	Limits
1868-53-7	Dibromofluoromethane	125%		70-130%

ND = Not detected MDL - Method Detection Limit
RL = Reporting Limit
E = Indicates value exceeds calibration range

J = Indicates an estimated value
B = Indicates analyte found in associated method blank
N = Indicates presumptive evidence of a compound

Report of Analysis

Client Sample ID:	MW-E		
Lab Sample ID:	MC10370-3	**Date Sampled:**	05/08/12
Matrix:	AQ - Ground Water	**Date Received:**	05/09/12
Method:	SW846 8260B	**Percent Solids:**	n/a
Project:	LMC Utica, 525 French Road, Utica, NY		

VOA 8260 List

CAS No.	Surrogate Recoveries	Run# 1	Run# 2	Limits
2037-26-5	Toluene-D8	118%		70-130%
460-00-4	4-Bromofluorobenzene	114%		70-130%

ND = Not detected MDL - Method Detection Limit
RL = Reporting Limit
E = Indicates value exceeds calibration range

J = Indicates an estimated value
B = Indicates analyte found in associated method blank
N = Indicates presumptive evidence of a compound

Accutest Laboratories

Report of Analysis

Client Sample ID:	MW-F		
Lab Sample ID:	MC10370-4	**Date Sampled:**	05/08/12
Matrix:	AQ - Ground Water	**Date Received:**	05/09/12
Method:	SW846 8260B	**Percent Solids:**	n/a
Project:	LMC Utica, 525 French Road, Utica, NY		

	File ID	DF	Analyzed	By	Prep Date	Prep Batch	Analytical Batch
Run #1	G116986.D	1	05/10/12	AT	n/a	n/a	MSG4691
Run #2							

	Purge Volume
Run #1	5.0 ml
Run #2	

VOA 8260 List

CAS No.	Compound	Result	RL	MDL	Units	Q
67-64-1	Acetone	6.7 JB	5.0	4.1	ug/l	
71-43-2	Benzene	ND	0.50	0.46	ug/l	
108-86-1	Bromobenzene	ND	5.0	0.99	ug/l	
74-97-5	Bromochloromethane	ND	5.0	0.92	ug/l	
75-27-4	Bromodichloromethane	ND	1.0	0.49	ug/l	
75-25-2	Bromoform	ND	1.0	0.71	ug/l	
74-83-9	Bromomethane	ND	2.0	1.3	ug/l	
78-93-3	2-Butanone (MEK)	ND	5.0	2.7	ug/l	
104-51-8	n-Butylbenzene	ND	5.0	1.1	ug/l	
135-98-8	sec-Butylbenzene	ND	5.0	1.0	ug/l	
98-06-6	tert-Butylbenzene	ND	5.0	0.82	ug/l	
75-15-0	Carbon disulfide	ND	5.0	0.62	ug/l	
56-23-5	Carbon tetrachloride	ND	1.0	0.58	ug/l	
108-90-7	Chlorobenzene	ND	1.0	0.44	ug/l	
75-00-3	Chloroethane	ND	2.0	0.32	ug/l	
67-66-3	Chloroform	ND	1.0	0.58	ug/l	
74-87-3	Chloromethane	ND	2.0	0.71	ug/l	
95-49-8	o-Chlorotoluene	ND	5.0	1.1	ug/l	
106-43-4	p-Chlorotoluene	ND	5.0	0.98	ug/l	
96-12-8	1,2-Dibromo-3-chloropropane	ND	5.0	1.6	ug/l	
124-48-1	Dibromochloromethane	ND	1.0	0.89	ug/l	
106-93-4	1,2-Dibromoethane	ND	2.0	0.48	ug/l	
95-50-1	1,2-Dichlorobenzene	ND	1.0	0.41	ug/l	
541-73-1	1,3-Dichlorobenzene	ND	1.0	0.44	ug/l	
106-46-7	1,4-Dichlorobenzene	ND	1.0	0.42	ug/l	
75-71-8	Dichlorodifluoromethane	ND	2.0	1.1	ug/l	
75-34-3	1,1-Dichloroethane	ND	1.0	0.33	ug/l	
107-06-2	1,2-Dichloroethane	ND	1.0	0.44	ug/l	
75-35-4	1,1-Dichloroethene	ND	1.0	0.80	ug/l	
156-59-2	cis-1,2-Dichloroethene	1.8	1.0	0.69	ug/l	
156-60-5	trans-1,2-Dichloroethene	ND	1.0	0.64	ug/l	
78-87-5	1,2-Dichloropropane	ND	2.0	0.71	ug/l	

ND = Not detected MDL - Method Detection Limit
RL = Reporting Limit
E = Indicates value exceeds calibration range
J = Indicates an estimated value
B = Indicates analyte found in associated method blank
N = Indicates presumptive evidence of a compound

Report of Analysis

Client Sample ID:	MW-F		
Lab Sample ID:	MC10370-4	**Date Sampled:**	05/08/12
Matrix:	AQ - Ground Water	**Date Received:**	05/09/12
Method:	SW846 8260B	**Percent Solids:**	n/a
Project:	LMC Utica, 525 French Road, Utica, NY		

VOA 8260 List

CAS No.	Compound	Result	RL	MDL	Units	Q
142-28-9	1,3-Dichloropropane	ND	5.0	0.75	ug/l	
594-20-7	2,2-Dichloropropane	ND	5.0	5.0	ug/l	
563-58-6	1,1-Dichloropropene	ND	5.0	0.78	ug/l	
10061-01-5	cis-1,3-Dichloropropene	ND	0.50	0.41	ug/l	
10061-02-6	trans-1,3-Dichloropropene	ND	0.50	0.49	ug/l	
100-41-4	Ethylbenzene	ND	1.0	0.80	ug/l	
87-68-3	Hexachlorobutadiene	ND	5.0	1.2	ug/l	J
591-78-6	2-Hexanone	ND	5.0	1.3	ug/l	
74-88-4	Iodomethane	ND	5.0	1.3	ug/l	
98-82-8	Isopropylbenzene	ND	5.0	0.94	ug/l	
99-87-6	p-Isopropyltoluene	ND	5.0	0.88	ug/l	
1634-04-4	Methyl Tert Butyl Ether	ND	1.0	0.61	ug/l	
108-10-1	4-Methyl-2-pentanone (MIBK)	ND	5.0	0.76	ug/l	
74-95-3	Methylene bromide	ND	5.0	0.52	ug/l	
75-09-2	Methylene chloride	ND	2.0	0.99	ug/l	
91-20-3	Naphthalene	ND	5.0	0.70	ug/l	
103-65-1	n-Propylbenzene	ND	5.0	0.89	ug/l	
100-42-5	Styrene	ND	5.0	0.97	ug/l	
630-20-6	1,1,1,2-Tetrachloroethane	ND	5.0	0.83	ug/l	
79-34-5	1,1,2,2-Tetrachloroethane	ND	1.0	0.79	ug/l	
127-18-4	Tetrachloroethene	ND	1.0	0.36	ug/l	
108-88-3	Toluene	ND	1.0	0.59	ug/l	J
87-61-6	1,2,3-Trichlorobenzene	ND	5.0	1.1	ug/l	
120-82-1	1,2,4-Trichlorobenzene	ND	5.0	1.0	ug/l	
71-55-6	1,1,1-Trichloroethane	ND	1.0	0.55	ug/l	
79-00-5	1,1,2-Trichloroethane	ND	1.0	0.74	ug/l	
79-01-6	Trichloroethene	18.7	1.0	0.75	ug/l	
75-69-4	Trichlorofluoromethane	ND	1.0	0.40	ug/l	
96-18-4	1,2,3-Trichloropropane	ND	5.0	0.70	ug/l	
95-63-6	1,2,4-Trimethylbenzene	ND	5.0	0.98	ug/l	
108-67-8	1,3,5-Trimethylbenzene	ND	5.0	0.90	ug/l	
108-05-4	Vinyl Acetate	ND	5.0	1.1	ug/l	
75-01-4	Vinyl chloride	ND	1.0	0.82	ug/l	
	m,p-Xylene	ND	1.0	0.90	ug/l	
95-47-6	o-Xylene	ND	1.0	0.32	ug/l	
1330-20-7	Xylene (total)	ND	1.0	0.32	ug/l	

CAS No.	Surrogate Recoveries	Run# 1	Run# 2	Limits
1868-53-7	Dibromofluoromethane	121%		70-130%

ND = Not detected MDL - Method Detection Limit
RL = Reporting Limit
E = Indicates value exceeds calibration range

J = Indicates an estimated value
B = Indicates analyte found in associated method blank
N = Indicates presumptive evidence of a compound

Report of Analysis

Client Sample ID:	MW-F		
Lab Sample ID:	MC10370-4	**Date Sampled:**	05/08/12
Matrix:	AQ - Ground Water	**Date Received:**	05/09/12
Method:	SW846 8260B	**Percent Solids:**	n/a
Project:	LMC Utica, 525 French Road, Utica, NY		

VOA 8260 List

CAS No.	Surrogate Recoveries	Run# 1	Run# 2	Limits
2037-26-5	Toluene-D8	118%		70-130%
460-00-4	4-Bromofluorobenzene	116%		70-130%

ND = Not detected MDL - Method Detection Limit
RL = Reporting Limit
E = Indicates value exceeds calibration range

J = Indicates an estimated value
B = Indicates analyte found in associated method blank
N = Indicates presumptive evidence of a compound

Accutest Laboratories

Report of Analysis

Client Sample ID:	MW-1		
Lab Sample ID:	MC10370-5	**Date Sampled:**	05/08/12
Matrix:	AQ - Ground Water	**Date Received:**	05/09/12
Method:	SW846 8260B	**Percent Solids:**	n/a
Project:	LMC Utica, 525 French Road, Utica, NY		

	File ID	DF	Analyzed	By	Prep Date	Prep Batch	Analytical Batch
Run #1	G116987.D	1	05/10/12	AT	n/a	n/a	MSG4691
Run #2							

	Purge Volume
Run #1	5.0 ml
Run #2	

VOA 8260 List

CAS No.	Compound	Result	RL	MDL	Units	Q
67-64-1	Acetone	9.0 UB	5.0	4.1	ug/l	
71-43-2	Benzene	ND	0.50	0.46	ug/l	
108-86-1	Bromobenzene	ND	5.0	0.99	ug/l	
74-97-5	Bromochloromethane	ND	5.0	0.92	ug/l	
75-27-4	Bromodichloromethane	ND	1.0	0.49	ug/l	
75-25-2	Bromoform	ND	1.0	0.71	ug/l	
74-83-9	Bromomethane	ND	2.0	1.3	ug/l	
78-93-3	2-Butanone (MEK)	ND	5.0	2.7	ug/l	
104-51-8	n-Butylbenzene	ND	5.0	1.1	ug/l	
135-98-8	sec-Butylbenzene	ND	5.0	1.0	ug/l	
98-06-6	tert-Butylbenzene	ND	5.0	0.82	ug/l	
75-15-0	Carbon disulfide	ND	5.0	0.62	ug/l	
56-23-5	Carbon tetrachloride	ND	1.0	0.58	ug/l	
108-90-7	Chlorobenzene	ND	1.0	0.44	ug/l	
75-00-3	Chloroethane	ND	2.0	0.32	ug/l	
67-66-3	Chloroform	ND	1.0	0.58	ug/l	
74-87-3	Chloromethane	ND	2.0	0.71	ug/l	
95-49-8	o-Chlorotoluene	ND	5.0	1.1	ug/l	
106-43-4	p-Chlorotoluene	ND	5.0	0.98	ug/l	
96-12-8	1,2-Dibromo-3-chloropropane	ND	5.0	1.6	ug/l	
124-48-1	Dibromochloromethane	ND	1.0	0.89	ug/l	
106-93-4	1,2-Dibromoethane	ND	2.0	0.48	ug/l	
95-50-1	1,2-Dichlorobenzene	ND	1.0	0.41	ug/l	
541-73-1	1,3-Dichlorobenzene	ND	1.0	0.44	ug/l	
106-46-7	1,4-Dichlorobenzene	ND	1.0	0.42	ug/l	
75-71-8	Dichlorodifluoromethane	ND	2.0	1.1	ug/l	
75-34-3	1,1-Dichloroethane	ND	1.0	0.33	ug/l	
107-06-2	1,2-Dichloroethane	ND	1.0	0.44	ug/l	
75-35-4	1,1-Dichloroethene	ND	1.0	0.80	ug/l	
156-59-2	cis-1,2-Dichloroethene	ND	1.0	0.69	ug/l	
156-60-5	trans-1,2-Dichloroethene	ND	1.0	0.64	ug/l	
78-87-5	1,2-Dichloropropane	ND	2.0	0.71	ug/l	

ND = Not detected MDL - Method Detection Limit
RL = Reporting Limit
E = Indicates value exceeds calibration range
J = Indicates an estimated value
B = Indicates analyte found in associated method blank
N = Indicates presumptive evidence of a compound

Report of Analysis

Client Sample ID:	MW-1		
Lab Sample ID:	MC10370-5	**Date Sampled:**	05/08/12
Matrix:	AQ - Ground Water	**Date Received:**	05/09/12
Method:	SW846 8260B	**Percent Solids:**	n/a
Project:	LMC Utica, 525 French Road, Utica, NY		

VOA 8260 List

CAS No.	Compound	Result	RL	MDL	Units	Q
142-28-9	1,3-Dichloropropane	ND	5.0	0.75	ug/l	
594-20-7	2,2-Dichloropropane	ND	5.0	5.0	ug/l	
563-58-6	1,1-Dichloropropene	ND	5.0	0.78	ug/l	
10061-01-5	cis-1,3-Dichloropropene	ND	0.50	0.41	ug/l	
10061-02-6	trans-1,3-Dichloropropene	ND	0.50	0.49	ug/l	
100-41-4	Ethylbenzene	ND	1.0	0.80	ug/l	
87-68-3	Hexachlorobutadiene	ND	5.0	1.2	ug/l	
591-78-6	2-Hexanone	ND	5.0	1.3	ug/l	
74-88-4	Iodomethane	ND	5.0	1.3	ug/l	
98-82-8	Isopropylbenzene	ND	5.0	0.94	ug/l	
99-87-6	p-Isopropyltoluene	ND	5.0	0.88	ug/l	
1634-04-4	Methyl Tert Butyl Ether	ND	1.0	0.61	ug/l	
108-10-1	4-Methyl-2-pentanone (MIBK)	ND	5.0	0.76	ug/l	
74-95-3	Methylene bromide	ND	5.0	0.52	ug/l	
75-09-2	Methylene chloride	ND	2.0	0.99	ug/l	
91-20-3	Naphthalene	ND	5.0	0.70	ug/l	
103-65-1	n-Propylbenzene	ND	5.0	0.89	ug/l	
100-42-5	Styrene	ND	5.0	0.97	ug/l	
630-20-6	1,1,1,2-Tetrachloroethane	ND	5.0	0.83	ug/l	
79-34-5	1,1,2,2-Tetrachloroethane	ND	1.0	0.79	ug/l	
127-18-4	Tetrachloroethene	ND	1.0	0.36	ug/l	
108-88-3	Toluene	ND	1.0	0.59	ug/l	
87-61-6	1,2,3-Trichlorobenzene	ND	5.0	1.1	ug/l	
120-82-1	1,2,4-Trichlorobenzene	ND	5.0	1.0	ug/l	
71-55-6	1,1,1-Trichloroethane	ND	1.0	0.55	ug/l	
79-00-5	1,1,2-Trichloroethane	ND	1.0	0.74	ug/l	
79-01-6	Trichloroethene	ND	1.0	0.75	ug/l	
75-69-4	Trichlorofluoromethane	ND	1.0	0.40	ug/l	
96-18-4	1,2,3-Trichloropropane	ND	5.0	0.70	ug/l	
95-63-6	1,2,4-Trimethylbenzene	ND	5.0	0.98	ug/l	
108-67-8	1,3,5-Trimethylbenzene	ND	5.0	0.90	ug/l	
108-05-4	Vinyl Acetate	ND	5.0	1.1	ug/l	
75-01-4	Vinyl chloride	ND	1.0	0.82	ug/l	
	m,p-Xylene	ND	1.0	0.90	ug/l	
95-47-6	o-Xylene	ND	1.0	0.32	ug/l	
1330-20-7	Xylene (total)	ND	1.0	0.32	ug/l	

CAS No.	Surrogate Recoveries	Run# 1	Run# 2	Limits
1868-53-7	Dibromofluoromethane	124%		70-130%

ND = Not detected MDL - Method Detection Limit
RL = Reporting Limit
E = Indicates value exceeds calibration range
J = Indicates an estimated value
B = Indicates analyte found in associated method blank
N = Indicates presumptive evidence of a compound

Report of Analysis

Client Sample ID:	MW-1		
Lab Sample ID:	MC10370-5	**Date Sampled:**	05/08/12
Matrix:	AQ - Ground Water	**Date Received:**	05/09/12
Method:	SW846 8260B	**Percent Solids:**	n/a
Project:	LMC Utica, 525 French Road, Utica, NY		

VOA 8260 List

CAS No.	Surrogate Recoveries	Run# 1	Run# 2	Limits
2037-26-5	Toluene-D8	117%		70-130%
460-00-4	4-Bromofluorobenzene	114%		70-130%

ND = Not detected MDL - Method Detection Limit
RL = Reporting Limit
E = Indicates value exceeds calibration range

J = Indicates an estimated value
B = Indicates analyte found in associated method blank
N = Indicates presumptive evidence of a compound

Accutest Laboratories

Report of Analysis

Client Sample ID:	MW-1(DOT)		
Lab Sample ID:	MC10370-6	**Date Sampled:**	05/08/12
Matrix:	AQ - Ground Water	**Date Received:**	05/09/12
Method:	SW846 8260B	**Percent Solids:**	n/a
Project:	LMC Utica, 525 French Road, Utica, NY		

	File ID	DF	Analyzed	By	Prep Date	Prep Batch	Analytical Batch
Run #1	G116988.D	1	05/10/12	AT	n/a	n/a	MSG4691
Run #2							

	Purge Volume
Run #1	5.0 ml
Run #2	

VOA 8260 List

CAS No.	Compound	Result	RL	MDL	Units	Q
67-64-1	Acetone	7.0 UB	5.0	4.1	ug/l	
71-43-2	Benzene	ND	0.50	0.46	ug/l	
108-86-1	Bromobenzene	ND	5.0	0.99	ug/l	
74-97-5	Bromochloromethane	ND	5.0	0.92	ug/l	
75-27-4	Bromodichloromethane	ND	1.0	0.49	ug/l	
75-25-2	Bromoform	ND	1.0	0.71	ug/l	
74-83-9	Bromomethane	ND	2.0	1.3	ug/l	
78-93-3	2-Butanone (MEK)	ND	5.0	2.7	ug/l	
104-51-8	n-Butylbenzene	ND	5.0	1.1	ug/l	
135-98-8	sec-Butylbenzene	ND	5.0	1.0	ug/l	
98-06-6	tert-Butylbenzene	ND	5.0	0.82	ug/l	
75-15-0	Carbon disulfide	ND	5.0	0.62	ug/l	
56-23-5	Carbon tetrachloride	ND	1.0	0.58	ug/l	
108-90-7	Chlorobenzene	ND	1.0	0.44	ug/l	
75-00-3	Chloroethane	ND	2.0	0.32	ug/l	
67-66-3	Chloroform	ND	1.0	0.58	ug/l	
74-87-3	Chloromethane	ND	2.0	0.71	ug/l	
95-49-8	o-Chlorotoluene	ND	5.0	1.1	ug/l	
106-43-4	p-Chlorotoluene	ND	5.0	0.98	ug/l	
96-12-8	1,2-Dibromo-3-chloropropane	ND	5.0	1.6	ug/l	
124-48-1	Dibromochloromethane	ND	1.0	0.89	ug/l	
106-93-4	1,2-Dibromoethane	ND	2.0	0.48	ug/l	
95-50-1	1,2-Dichlorobenzene	ND	1.0	0.41	ug/l	
541-73-1	1,3-Dichlorobenzene	ND	1.0	0.44	ug/l	
106-46-7	1,4-Dichlorobenzene	ND	1.0	0.42	ug/l	
75-71-8	Dichlorodifluoromethane	ND	2.0	1.1	ug/l	
75-34-3	1,1-Dichloroethane	ND	1.0	0.33	ug/l	
107-06-2	1,2-Dichloroethane	ND	1.0	0.44	ug/l	
75-35-4	1,1-Dichloroethene	ND	1.0	0.80	ug/l	
156-59-2	cis-1,2-Dichloroethene	6.1	1.0	0.69	ug/l	
156-60-5	trans-1,2-Dichloroethene	ND	1.0	0.64	ug/l	
78-87-5	1,2-Dichloropropane	ND	2.0	0.71	ug/l	

ND = Not detected MDL - Method Detection Limit
RL = Reporting Limit
E = Indicates value exceeds calibration range
J = Indicates an estimated value
B = Indicates analyte found in associated method blank
N = Indicates presumptive evidence of a compound

Report of Analysis

Client Sample ID:	MW-1(DOT)		
Lab Sample ID:	MC10370-6	**Date Sampled:**	05/08/12
Matrix:	AQ - Ground Water	**Date Received:**	05/09/12
Method:	SW846 8260B	**Percent Solids:**	n/a
Project:	LMC Utica, 525 French Road, Utica, NY		

VOA 8260 List

CAS No.	Compound	Result	RL	MDL	Units	Q
142-28-9	1,3-Dichloropropane	ND	5.0	0.75	ug/l	
594-20-7	2,2-Dichloropropane	ND	5.0	5.0	ug/l	
563-58-6	1,1-Dichloropropene	ND	5.0	0.78	ug/l	
10061-01-5	cis-1,3-Dichloropropene	ND	0.50	0.41	ug/l	
10061-02-6	trans-1,3-Dichloropropene	ND	0.50	0.49	ug/l	
100-41-4	Ethylbenzene	ND	1.0	0.80	ug/l	
87-68-3	Hexachlorobutadiene	ND	5.0	1.2	ug/l	J
591-78-6	2-Hexanone	ND	5.0	1.3	ug/l	
74-88-4	Iodomethane	ND	5.0	1.3	ug/l	
98-82-8	Isopropylbenzene	ND	5.0	0.94	ug/l	
99-87-6	p-Isopropyltoluene	ND	5.0	0.88	ug/l	
1634-04-4	Methyl Tert Butyl Ether	ND	1.0	0.61	ug/l	
108-10-1	4-Methyl-2-pentanone (MIBK)	ND	5.0	0.76	ug/l	
74-95-3	Methylene bromide	ND	5.0	0.52	ug/l	
75-09-2	Methylene chloride	ND	2.0	0.99	ug/l	
91-20-3	Naphthalene	ND	5.0	0.70	ug/l	
103-65-1	n-Propylbenzene	ND	5.0	0.89	ug/l	
100-42-5	Styrene	ND	5.0	0.97	ug/l	
630-20-6	1,1,1,2-Tetrachloroethane	ND	5.0	0.83	ug/l	
79-34-5	1,1,2,2-Tetrachloroethane	ND	1.0	0.79	ug/l	
127-18-4	Tetrachloroethene	ND	1.0	0.36	ug/l	
108-88-3	Toluene	ND	1.0	0.59	ug/l	J
87-61-6	1,2,3-Trichlorobenzene	ND	5.0	1.1	ug/l	
120-82-1	1,2,4-Trichlorobenzene	ND	5.0	1.0	ug/l	
71-55-6	1,1,1-Trichloroethane	ND	1.0	0.55	ug/l	
79-00-5	1,1,2-Trichloroethane	ND	1.0	0.74	ug/l	
79-01-6	Trichloroethene	ND	1.0	0.75	ug/l	
75-69-4	Trichlorofluoromethane	ND	1.0	0.40	ug/l	
96-18-4	1,2,3-Trichloropropane	ND	5.0	0.70	ug/l	
95-63-6	1,2,4-Trimethylbenzene	ND	5.0	0.98	ug/l	
108-67-8	1,3,5-Trimethylbenzene	ND	5.0	0.90	ug/l	
108-05-4	Vinyl Acetate	ND	5.0	1.1	ug/l	
75-01-4	Vinyl chloride	ND	1.0	0.82	ug/l	
	m,p-Xylene	ND	1.0	0.90	ug/l	
95-47-6	o-Xylene	ND	1.0	0.32	ug/l	
1330-20-7	Xylene (total)	ND	1.0	0.32	ug/l	

CAS No.	Surrogate Recoveries	Run# 1	Run# 2	Limits
1868-53-7	Dibromofluoromethane	117%		70-130%

ND = Not detected MDL - Method Detection Limit
RL = Reporting Limit
E = Indicates value exceeds calibration range
J = Indicates an estimated value
B = Indicates analyte found in associated method blank
N = Indicates presumptive evidence of a compound

Report of Analysis

Client Sample ID:	MW-1(DOT)		
Lab Sample ID:	MC10370-6	**Date Sampled:**	05/08/12
Matrix:	AQ - Ground Water	**Date Received:**	05/09/12
Method:	SW846 8260B	**Percent Solids:**	n/a
Project:	LMC Utica, 525 French Road, Utica, NY		

VOA 8260 List

CAS No.	Surrogate Recoveries	Run# 1	Run# 2	Limits
2037-26-5	Toluene-D8	121%		70-130%
460-00-4	4-Bromofluorobenzene	117%		70-130%

ND = Not detected MDL - Method Detection Limit
RL = Reporting Limit
E = Indicates value exceeds calibration range

J = Indicates an estimated value
B = Indicates analyte found in associated method blank
N = Indicates presumptive evidence of a compound

Raw Data: G116989.D

Accutest Laboratories

Report of Analysis

Client Sample ID:	MW-5		
Lab Sample ID:	MC10370-7	**Date Sampled:**	05/08/12
Matrix:	AQ - Ground Water	**Date Received:**	05/09/12
Method:	SW846 8260B	**Percent Solids:**	n/a
Project:	LMC Utica, 525 French Road, Utica, NY		

	File ID	DF	Analyzed	By	Prep Date	Prep Batch	Analytical Batch
Run #1	G116989.D	1	05/10/12	AT	n/a	n/a	MSG4691
Run #2							

	Purge Volume
Run #1	5.0 ml
Run #2	

VOA 8260 List

CAS No.	Compound	Result	RL	MDL	Units	Q
67-64-1	Acetone	8.4 UB	5.0	4.1	ug/l	
71-43-2	Benzene	ND	0.50	0.46	ug/l	
108-86-1	Bromobenzene	ND	5.0	0.99	ug/l	
74-97-5	Bromochloromethane	ND	5.0	0.92	ug/l	
75-27-4	Bromodichloromethane	ND	1.0	0.49	ug/l	
75-25-2	Bromoform	ND	1.0	0.71	ug/l	
74-83-9	Bromomethane	ND	2.0	1.3	ug/l	
78-93-3	2-Butanone (MEK)	ND	5.0	2.7	ug/l	
104-51-8	n-Butylbenzene	ND	5.0	1.1	ug/l	
135-98-8	sec-Butylbenzene	ND	5.0	1.0	ug/l	
98-06-6	tert-Butylbenzene	ND	5.0	0.82	ug/l	
75-15-0	Carbon disulfide	ND	5.0	0.62	ug/l	
56-23-5	Carbon tetrachloride	ND	1.0	0.58	ug/l	
108-90-7	Chlorobenzene	ND	1.0	0.44	ug/l	
75-00-3	Chloroethane	ND	2.0	0.32	ug/l	
67-66-3	Chloroform	ND	1.0	0.58	ug/l	
74-87-3	Chloromethane	ND	2.0	0.71	ug/l	
95-49-8	o-Chlorotoluene	ND	5.0	1.1	ug/l	
106-43-4	p-Chlorotoluene	ND	5.0	0.98	ug/l	
96-12-8	1,2-Dibromo-3-chloropropane	ND	5.0	1.6	ug/l	
124-48-1	Dibromochloromethane	ND	1.0	0.89	ug/l	
106-93-4	1,2-Dibromoethane	ND	2.0	0.48	ug/l	
95-50-1	1,2-Dichlorobenzene	ND	1.0	0.41	ug/l	
541-73-1	1,3-Dichlorobenzene	ND	1.0	0.44	ug/l	
106-46-7	1,4-Dichlorobenzene	ND	1.0	0.42	ug/l	
75-71-8	Dichlorodifluoromethane	ND	2.0	1.1	ug/l	
75-34-3	1,1-Dichloroethane	ND	1.0	0.33	ug/l	
107-06-2	1,2-Dichloroethane	ND	1.0	0.44	ug/l	
75-35-4	1,1-Dichloroethene	ND	1.0	0.80	ug/l	
156-59-2	cis-1,2-Dichloroethene	ND	1.0	0.69	ug/l	
156-60-5	trans-1,2-Dichloroethene	ND	1.0	0.64	ug/l	
78-87-5	1,2-Dichloropropane	ND	2.0	0.71	ug/l	

ND = Not detected MDL - Method Detection Limit
RL = Reporting Limit
E = Indicates value exceeds calibration range
J = Indicates an estimated value
B = Indicates analyte found in associated method blank
N = Indicates presumptive evidence of a compound

Report of Analysis

Client Sample ID:	MW-5		
Lab Sample ID:	MC10370-7	**Date Sampled:**	05/08/12
Matrix:	AQ - Ground Water	**Date Received:**	05/09/12
Method:	SW846 8260B	**Percent Solids:**	n/a
Project:	LMC Utica, 525 French Road, Utica, NY		

VOA 8260 List

CAS No.	Compound	Result	RL	MDL	Units	Q
142-28-9	1,3-Dichloropropane	ND	5.0	0.75	ug/l	
594-20-7	2,2-Dichloropropane	ND	5.0	5.0	ug/l	
563-58-6	1,1-Dichloropropene	ND	5.0	0.78	ug/l	
10061-01-5	cis-1,3-Dichloropropene	ND	0.50	0.41	ug/l	
10061-02-6	trans-1,3-Dichloropropene	ND	0.50	0.49	ug/l	
100-41-4	Ethylbenzene	ND	1.0	0.80	ug/l	
87-68-3	Hexachlorobutadiene	ND	5.0	1.2	ug/l	J
591-78-6	2-Hexanone	ND	5.0	1.3	ug/l	
74-88-4	Iodomethane	ND	5.0	1.3	ug/l	
98-82-8	Isopropylbenzene	ND	5.0	0.94	ug/l	
99-87-6	p-Isopropyltoluene	ND	5.0	0.88	ug/l	
1634-04-4	Methyl Tert Butyl Ether	ND	1.0	0.61	ug/l	
108-10-1	4-Methyl-2-pentanone (MIBK)	ND	5.0	0.76	ug/l	
74-95-3	Methylene bromide	ND	5.0	0.52	ug/l	
75-09-2	Methylene chloride	ND	2.0	0.99	ug/l	
91-20-3	Naphthalene	ND	5.0	0.70	ug/l	
103-65-1	n-Propylbenzene	ND	5.0	0.89	ug/l	
100-42-5	Styrene	ND	5.0	0.97	ug/l	
630-20-6	1,1,1,2-Tetrachloroethane	ND	5.0	0.83	ug/l	
79-34-5	1,1,2,2-Tetrachloroethane	ND	1.0	0.79	ug/l	
127-18-4	Tetrachloroethene	ND	1.0	0.36	ug/l	
108-88-3	Toluene	ND	1.0	0.59	ug/l	J
87-61-6	1,2,3-Trichlorobenzene	ND	5.0	1.1	ug/l	
120-82-1	1,2,4-Trichlorobenzene	ND	5.0	1.0	ug/l	
71-55-6	1,1,1-Trichloroethane	ND	1.0	0.55	ug/l	
79-00-5	1,1,2-Trichloroethane	ND	1.0	0.74	ug/l	
79-01-6	Trichloroethene	ND	1.0	0.75	ug/l	
75-69-4	Trichlorofluoromethane	ND	1.0	0.40	ug/l	
96-18-4	1,2,3-Trichloropropane	ND	5.0	0.70	ug/l	
95-63-6	1,2,4-Trimethylbenzene	ND	5.0	0.98	ug/l	
108-67-8	1,3,5-Trimethylbenzene	ND	5.0	0.90	ug/l	
108-05-4	Vinyl Acetate	ND	5.0	1.1	ug/l	
75-01-4	Vinyl chloride	ND	1.0	0.82	ug/l	
	m,p-Xylene	ND	1.0	0.90	ug/l	
95-47-6	o-Xylene	ND	1.0	0.32	ug/l	
1330-20-7	Xylene (total)	ND	1.0	0.32	ug/l	

CAS No.	Surrogate Recoveries	Run# 1	Run# 2	Limits
1868-53-7	Dibromofluoromethane	118%		70-130%

ND = Not detected MDL - Method Detection Limit
RL = Reporting Limit
E = Indicates value exceeds calibration range
J = Indicates an estimated value
B = Indicates analyte found in associated method blank
N = Indicates presumptive evidence of a compound

Report of Analysis

Client Sample ID:	MW-5		
Lab Sample ID:	MC10370-7	**Date Sampled:**	05/08/12
Matrix:	AQ - Ground Water	**Date Received:**	05/09/12
Method:	SW846 8260B	**Percent Solids:**	n/a
Project:	LMC Utica, 525 French Road, Utica, NY		

VOA 8260 List

CAS No.	Surrogate Recoveries	Run# 1	Run# 2	Limits
2037-26-5	Toluene-D8	119%		70-130%
460-00-4	4-Bromofluorobenzene	116%		70-130%

ND = Not detected MDL - Method Detection Limit
RL = Reporting Limit
E = Indicates value exceeds calibration range

J = Indicates an estimated value
B = Indicates analyte found in associated method blank
N = Indicates presumptive evidence of a compound

Raw Data: G116990.D

Accutest Laboratories

Report of Analysis

Client Sample ID:	PW-1		
Lab Sample ID:	MC10370-8	**Date Sampled:**	05/08/12
Matrix:	AQ - Ground Water	**Date Received:**	05/09/12
Method:	SW846 8260B	**Percent Solids:**	n/a
Project:	LMC Utica, 525 French Road, Utica, NY		

	File ID	DF	Analyzed	By	Prep Date	Prep Batch	Analytical Batch
Run #1	G116990.D	1	05/10/12	AT	n/a	n/a	MSG4691
Run #2							

	Purge Volume
Run #1	5.0 ml
Run #2	

VOA 8260 List

CAS No.	Compound	Result	RL	MDL	Units	Q
67-64-1	Acetone	8.5 UB	5.0	4.1	ug/l	
71-43-2	Benzene	ND	0.50	0.46	ug/l	
108-86-1	Bromobenzene	ND	5.0	0.99	ug/l	
74-97-5	Bromochloromethane	ND	5.0	0.92	ug/l	
75-27-4	Bromodichloromethane	ND	1.0	0.49	ug/l	
75-25-2	Bromoform	ND	1.0	0.71	ug/l	
74-83-9	Bromomethane	ND	2.0	1.3	ug/l	
78-93-3	2-Butanone (MEK)	ND	5.0	2.7	ug/l	
104-51-8	n-Butylbenzene	ND	5.0	1.1	ug/l	
135-98-8	sec-Butylbenzene	ND	5.0	1.0	ug/l	
98-06-6	tert-Butylbenzene	ND	5.0	0.82	ug/l	
75-15-0	Carbon disulfide	ND	5.0	0.62	ug/l	
56-23-5	Carbon tetrachloride	ND	1.0	0.58	ug/l	
108-90-7	Chlorobenzene	ND	1.0	0.44	ug/l	
75-00-3	Chloroethane	ND	2.0	0.32	ug/l	
67-66-3	Chloroform	ND	1.0	0.58	ug/l	
74-87-3	Chloromethane	ND	2.0	0.71	ug/l	
95-49-8	o-Chlorotoluene	ND	5.0	1.1	ug/l	
106-43-4	p-Chlorotoluene	ND	5.0	0.98	ug/l	
96-12-8	1,2-Dibromo-3-chloropropane	ND	5.0	1.6	ug/l	
124-48-1	Dibromochloromethane	ND	1.0	0.89	ug/l	
106-93-4	1,2-Dibromoethane	ND	2.0	0.48	ug/l	
95-50-1	1,2-Dichlorobenzene	ND	1.0	0.41	ug/l	
541-73-1	1,3-Dichlorobenzene	ND	1.0	0.44	ug/l	
106-46-7	1,4-Dichlorobenzene	ND	1.0	0.42	ug/l	
75-71-8	Dichlorodifluoromethane	ND	2.0	1.1	ug/l	
75-34-3	1,1-Dichloroethane	ND	1.0	0.33	ug/l	
107-06-2	1,2-Dichloroethane	ND	1.0	0.44	ug/l	
75-35-4	1,1-Dichloroethene	ND	1.0	0.80	ug/l	
156-59-2	cis-1,2-Dichloroethene	0.88	1.0	0.69	ug/l	J
156-60-5	trans-1,2-Dichloroethene	ND	1.0	0.64	ug/l	
78-87-5	1,2-Dichloropropane	ND	2.0	0.71	ug/l	

ND = Not detected MDL - Method Detection Limit
RL = Reporting Limit
E = Indicates value exceeds calibration range
J = Indicates an estimated value
B = Indicates analyte found in associated method blank
N = Indicates presumptive evidence of a compound

Report of Analysis

Client Sample ID:	PW-1		
Lab Sample ID:	MC10370-8	**Date Sampled:**	05/08/12
Matrix:	AQ - Ground Water	**Date Received:**	05/09/12
Method:	SW846 8260B	**Percent Solids:**	n/a
Project:	LMC Utica, 525 French Road, Utica, NY		

VOA 8260 List

CAS No.	Compound	Result	RL	MDL	Units	Q
142-28-9	1,3-Dichloropropane	ND	5.0	0.75	ug/l	
594-20-7	2,2-Dichloropropane	ND	5.0	5.0	ug/l	
563-58-6	1,1-Dichloropropene	ND	5.0	0.78	ug/l	
10061-01-5	cis-1,3-Dichloropropene	ND	0.50	0.41	ug/l	
10061-02-6	trans-1,3-Dichloropropene	ND	0.50	0.49	ug/l	
100-41-4	Ethylbenzene	ND	1.0	0.80	ug/l	
87-68-3	Hexachlorobutadiene	ND	5.0	1.2	ug/l	J
591-78-6	2-Hexanone	ND	5.0	1.3	ug/l	
74-88-4	Iodomethane	ND	5.0	1.3	ug/l	
98-82-8	Isopropylbenzene	ND	5.0	0.94	ug/l	
99-87-6	p-Isopropyltoluene	ND	5.0	0.88	ug/l	
1634-04-4	Methyl Tert Butyl Ether	ND	1.0	0.61	ug/l	
108-10-1	4-Methyl-2-pentanone (MIBK)	ND	5.0	0.76	ug/l	
74-95-3	Methylene bromide	ND	5.0	0.52	ug/l	
75-09-2	Methylene chloride	ND	2.0	0.99	ug/l	
91-20-3	Naphthalene	ND	5.0	0.70	ug/l	
103-65-1	n-Propylbenzene	ND	5.0	0.89	ug/l	
100-42-5	Styrene	ND	5.0	0.97	ug/l	
630-20-6	1,1,1,2-Tetrachloroethane	ND	5.0	0.83	ug/l	
79-34-5	1,1,2,2-Tetrachloroethane	ND	1.0	0.79	ug/l	
127-18-4	Tetrachloroethene	ND	1.0	0.36	ug/l	
108-88-3	Toluene	ND	1.0	0.59	ug/l	J
87-61-6	1,2,3-Trichlorobenzene	ND	5.0	1.1	ug/l	
120-82-1	1,2,4-Trichlorobenzene	ND	5.0	1.0	ug/l	
71-55-6	1,1,1-Trichloroethane	ND	1.0	0.55	ug/l	
79-00-5	1,1,2-Trichloroethane	ND	1.0	0.74	ug/l	
79-01-6	Trichloroethene	ND	1.0	0.75	ug/l	
75-69-4	Trichlorofluoromethane	ND	1.0	0.40	ug/l	
96-18-4	1,2,3-Trichloropropane	ND	5.0	0.70	ug/l	
95-63-6	1,2,4-Trimethylbenzene	ND	5.0	0.98	ug/l	
108-67-8	1,3,5-Trimethylbenzene	ND	5.0	0.90	ug/l	
108-05-4	Vinyl Acetate	ND	5.0	1.1	ug/l	
75-01-4	Vinyl chloride	ND	1.0	0.82	ug/l	
	m,p-Xylene	ND	1.0	0.90	ug/l	
95-47-6	o-Xylene	ND	1.0	0.32	ug/l	
1330-20-7	Xylene (total)	ND	1.0	0.32	ug/l	

CAS No.	Surrogate Recoveries	Run# 1	Run# 2	Limits
1868-53-7	Dibromofluoromethane	123%		70-130%

ND = Not detected MDL - Method Detection Limit
RL = Reporting Limit
E = Indicates value exceeds calibration range
J = Indicates an estimated value
B = Indicates analyte found in associated method blank
N = Indicates presumptive evidence of a compound

Report of Analysis

Client Sample ID:	PW-1		
Lab Sample ID:	MC10370-8	**Date Sampled:**	05/08/12
Matrix:	AQ - Ground Water	**Date Received:**	05/09/12
Method:	SW846 8260B	**Percent Solids:**	n/a
Project:	LMC Utica, 525 French Road, Utica, NY		

VOA 8260 List

CAS No.	Surrogate Recoveries	Run# 1	Run# 2	Limits
2037-26-5	Toluene-D8	119%		70-130%
460-00-4	4-Bromofluorobenzene	114%		70-130%

ND = Not detected MDL - Method Detection Limit
RL = Reporting Limit
E = Indicates value exceeds calibration range

J = Indicates an estimated value
B = Indicates analyte found in associated method blank
N = Indicates presumptive evidence of a compound

Accutest Laboratories

Report of Analysis

Client Sample ID:	PZ-1		
Lab Sample ID:	MC10370-9	**Date Sampled:**	05/08/12
Matrix:	AQ - Ground Water	**Date Received:**	05/09/12
Method:	SW846 8260B	**Percent Solids:**	n/a
Project:	LMC Utica, 525 French Road, Utica, NY		

	File ID	DF	Analyzed	By	Prep Date	Prep Batch	Analytical Batch
Run #1	G116991.D	1	05/10/12	AT	n/a	n/a	MSG4691
Run #2							

	Purge Volume
Run #1	5.0 ml
Run #2	

VOA 8260 List

CAS No.	Compound	Result	RL	MDL	Units	Q
67-64-1	Acetone	ND	5.0	4.1	ug/l	
71-43-2	Benzene	ND	0.50	0.46	ug/l	
108-86-1	Bromobenzene	ND	5.0	0.99	ug/l	
74-97-5	Bromochloromethane	ND	5.0	0.92	ug/l	
75-27-4	Bromodichloromethane	ND	1.0	0.49	ug/l	
75-25-2	Bromoform	ND	1.0	0.71	ug/l	
74-83-9	Bromomethane	ND	2.0	1.3	ug/l	
78-93-3	2-Butanone (MEK)	ND	5.0	2.7	ug/l	
104-51-8	n-Butylbenzene	ND	5.0	1.1	ug/l	
135-98-8	sec-Butylbenzene	ND	5.0	1.0	ug/l	
98-06-6	tert-Butylbenzene	ND	5.0	0.82	ug/l	
75-15-0	Carbon disulfide	ND	5.0	0.62	ug/l	
56-23-5	Carbon tetrachloride	ND	1.0	0.58	ug/l	
108-90-7	Chlorobenzene	ND	1.0	0.44	ug/l	
75-00-3	Chloroethane	ND	2.0	0.32	ug/l	
67-66-3	Chloroform	ND	1.0	0.58	ug/l	
74-87-3	Chloromethane	ND	2.0	0.71	ug/l	
95-49-8	o-Chlorotoluene	ND	5.0	1.1	ug/l	
106-43-4	p-Chlorotoluene	ND	5.0	0.98	ug/l	
96-12-8	1,2-Dibromo-3-chloropropane	ND	5.0	1.6	ug/l	
124-48-1	Dibromochloromethane	ND	1.0	0.89	ug/l	
106-93-4	1,2-Dibromoethane	ND	2.0	0.48	ug/l	
95-50-1	1,2-Dichlorobenzene	ND	1.0	0.41	ug/l	
541-73-1	1,3-Dichlorobenzene	ND	1.0	0.44	ug/l	
106-46-7	1,4-Dichlorobenzene	ND	1.0	0.42	ug/l	
75-71-8	Dichlorodifluoromethane	ND	2.0	1.1	ug/l	
75-34-3	1,1-Dichloroethane	ND	1.0	0.33	ug/l	
107-06-2	1,2-Dichloroethane	ND	1.0	0.44	ug/l	
75-35-4	1,1-Dichloroethene	ND	1.0	0.80	ug/l	
156-59-2	cis-1,2-Dichloroethene	1.2	1.0	0.69	ug/l	
156-60-5	trans-1,2-Dichloroethene	ND	1.0	0.64	ug/l	
78-87-5	1,2-Dichloropropane	ND	2.0	0.71	ug/l	

ND = Not detected MDL - Method Detection Limit
RL = Reporting Limit
E = Indicates value exceeds calibration range
J = Indicates an estimated value
B = Indicates analyte found in associated method blank
N = Indicates presumptive evidence of a compound

Report of Analysis

Client Sample ID:	PZ-1		
Lab Sample ID:	MC10370-9	**Date Sampled:**	05/08/12
Matrix:	AQ - Ground Water	**Date Received:**	05/09/12
Method:	SW846 8260B	**Percent Solids:**	n/a
Project:	LMC Utica, 525 French Road, Utica, NY		

VOA 8260 List

CAS No.	Compound	Result	RL	MDL	Units	Q
142-28-9	1,3-Dichloropropane	ND	5.0	0.75	ug/l	
594-20-7	2,2-Dichloropropane	ND	5.0	5.0	ug/l	
563-58-6	1,1-Dichloropropene	ND	5.0	0.78	ug/l	
10061-01-5	cis-1,3-Dichloropropene	ND	0.50	0.41	ug/l	
10061-02-6	trans-1,3-Dichloropropene	ND	0.50	0.49	ug/l	
100-41-4	Ethylbenzene	ND	1.0	0.80	ug/l	
87-68-3	Hexachlorobutadiene	ND	5.0	1.2	ug/l	J
591-78-6	2-Hexanone	ND	5.0	1.3	ug/l	
74-88-4	Iodomethane	ND	5.0	1.3	ug/l	
98-82-8	Isopropylbenzene	ND	5.0	0.94	ug/l	
99-87-6	p-Isopropyltoluene	ND	5.0	0.88	ug/l	
1634-04-4	Methyl Tert Butyl Ether	ND	1.0	0.61	ug/l	
108-10-1	4-Methyl-2-pentanone (MIBK)	ND	5.0	0.76	ug/l	
74-95-3	Methylene bromide	ND	5.0	0.52	ug/l	
75-09-2	Methylene chloride	ND	2.0	0.99	ug/l	
91-20-3	Naphthalene	ND	5.0	0.70	ug/l	
103-65-1	n-Propylbenzene	ND	5.0	0.89	ug/l	
100-42-5	Styrene	ND	5.0	0.97	ug/l	
630-20-6	1,1,1,2-Tetrachloroethane	ND	5.0	0.83	ug/l	
79-34-5	1,1,2,2-Tetrachloroethane	ND	1.0	0.79	ug/l	
127-18-4	Tetrachloroethene	ND	1.0	0.36	ug/l	
108-88-3	Toluene	ND	1.0	0.59	ug/l	J
87-61-6	1,2,3-Trichlorobenzene	ND	5.0	1.1	ug/l	
120-82-1	1,2,4-Trichlorobenzene	ND	5.0	1.0	ug/l	
71-55-6	1,1,1-Trichloroethane	ND	1.0	0.55	ug/l	
79-00-5	1,1,2-Trichloroethane	ND	1.0	0.74	ug/l	
79-01-6	Trichloroethene	ND	1.0	0.75	ug/l	
75-69-4	Trichlorofluoromethane	ND	1.0	0.40	ug/l	
96-18-4	1,2,3-Trichloropropane	ND	5.0	0.70	ug/l	
95-63-6	1,2,4-Trimethylbenzene	ND	5.0	0.98	ug/l	
108-67-8	1,3,5-Trimethylbenzene	ND	5.0	0.90	ug/l	
108-05-4	Vinyl Acetate	ND	5.0	1.1	ug/l	
75-01-4	Vinyl chloride	ND	1.0	0.82	ug/l	
	m,p-Xylene	ND	1.0	0.90	ug/l	
95-47-6	o-Xylene	ND	1.0	0.32	ug/l	
1330-20-7	Xylene (total)	ND	1.0	0.32	ug/l	

CAS No.	Surrogate Recoveries	Run# 1	Run# 2	Limits
1868-53-7	Dibromofluoromethane	123%		70-130%

ND = Not detected MDL - Method Detection Limit
RL = Reporting Limit
E = Indicates value exceeds calibration range
J = Indicates an estimated value
B = Indicates analyte found in associated method blank
N = Indicates presumptive evidence of a compound

Report of Analysis

Client Sample ID:	PZ-1		
Lab Sample ID:	MC10370-9	**Date Sampled:**	05/08/12
Matrix:	AQ - Ground Water	**Date Received:**	05/09/12
Method:	SW846 8260B	**Percent Solids:**	n/a
Project:	LMC Utica, 525 French Road, Utica, NY		

VOA 8260 List

CAS No.	Surrogate Recoveries	Run# 1	Run# 2	Limits
2037-26-5	Toluene-D8	121%		70-130%
460-00-4	4-Bromofluorobenzene	118%		70-130%

ND = Not detected MDL - Method Detection Limit
RL = Reporting Limit
E = Indicates value exceeds calibration range

J = Indicates an estimated value
B = Indicates analyte found in associated method blank
N = Indicates presumptive evidence of a compound

Accutest Laboratories

Report of Analysis

Client Sample ID:	PZ-2		
Lab Sample ID:	MC10370-10	**Date Sampled:**	05/08/12
Matrix:	AQ - Ground Water	**Date Received:**	05/09/12
Method:	SW846 8260B	**Percent Solids:**	n/a
Project:	LMC Utica, 525 French Road, Utica, NY		

	File ID	DF	Analyzed	By	Prep Date	Prep Batch	Analytical Batch
Run #1	G116992.D	1	05/10/12	AT	n/a	n/a	MSG4691
Run #2							

	Purge Volume
Run #1	5.0 ml
Run #2	

VOA 8260 List

CAS No.	Compound	Result	RL	MDL	Units	Q
67-64-1	Acetone	ND	5.0	4.1	ug/l	
71-43-2	Benzene	ND	0.50	0.46	ug/l	
108-86-1	Bromobenzene	ND	5.0	0.99	ug/l	
74-97-5	Bromochloromethane	ND	5.0	0.92	ug/l	
75-27-4	Bromodichloromethane	ND	1.0	0.49	ug/l	
75-25-2	Bromoform	ND	1.0	0.71	ug/l	
74-83-9	Bromomethane	ND	2.0	1.3	ug/l	
78-93-3	2-Butanone (MEK)	ND	5.0	2.7	ug/l	
104-51-8	n-Butylbenzene	ND	5.0	1.1	ug/l	
135-98-8	sec-Butylbenzene	ND	5.0	1.0	ug/l	
98-06-6	tert-Butylbenzene	ND	5.0	0.82	ug/l	
75-15-0	Carbon disulfide	ND	5.0	0.62	ug/l	
56-23-5	Carbon tetrachloride	ND	1.0	0.58	ug/l	
108-90-7	Chlorobenzene	ND	1.0	0.44	ug/l	
75-00-3	Chloroethane	ND	2.0	0.32	ug/l	
67-66-3	Chloroform	ND	1.0	0.58	ug/l	
74-87-3	Chloromethane	ND	2.0	0.71	ug/l	
95-49-8	o-Chlorotoluene	ND	5.0	1.1	ug/l	
106-43-4	p-Chlorotoluene	ND	5.0	0.98	ug/l	
96-12-8	1,2-Dibromo-3-chloropropane	ND	5.0	1.6	ug/l	
124-48-1	Dibromochloromethane	ND	1.0	0.89	ug/l	
106-93-4	1,2-Dibromoethane	ND	2.0	0.48	ug/l	
95-50-1	1,2-Dichlorobenzene	ND	1.0	0.41	ug/l	
541-73-1	1,3-Dichlorobenzene	ND	1.0	0.44	ug/l	
106-46-7	1,4-Dichlorobenzene	ND	1.0	0.42	ug/l	
75-71-8	Dichlorodifluoromethane	ND	2.0	1.1	ug/l	
75-34-3	1,1-Dichloroethane	ND	1.0	0.33	ug/l	
107-06-2	1,2-Dichloroethane	ND	1.0	0.44	ug/l	
75-35-4	1,1-Dichloroethene	ND	1.0	0.80	ug/l	
156-59-2	cis-1,2-Dichloroethene	ND	1.0	0.69	ug/l	
156-60-5	trans-1,2-Dichloroethene	ND	1.0	0.64	ug/l	
78-87-5	1,2-Dichloropropane	ND	2.0	0.71	ug/l	

ND = Not detected MDL - Method Detection Limit
RL = Reporting Limit
E = Indicates value exceeds calibration range
J = Indicates an estimated value
B = Indicates analyte found in associated method blank
N = Indicates presumptive evidence of a compound

Report of Analysis

Client Sample ID:	PZ-2		
Lab Sample ID:	MC10370-10	**Date Sampled:**	05/08/12
Matrix:	AQ - Ground Water	**Date Received:**	05/09/12
Method:	SW846 8260B	**Percent Solids:**	n/a
Project:	LMC Utica, 525 French Road, Utica, NY		

VOA 8260 List

CAS No.	Compound	Result	RL	MDL	Units	Q
142-28-9	1,3-Dichloropropane	ND	5.0	0.75	ug/l	
594-20-7	2,2-Dichloropropane	ND	5.0	5.0	ug/l	
563-58-6	1,1-Dichloropropene	ND	5.0	0.78	ug/l	
10061-01-5	cis-1,3-Dichloropropene	ND	0.50	0.41	ug/l	
10061-02-6	trans-1,3-Dichloropropene	ND	0.50	0.49	ug/l	
100-41-4	Ethylbenzene	ND	1.0	0.80	ug/l	
87-68-3	Hexachlorobutadiene	ND	5.0	1.2	ug/l	J
591-78-6	2-Hexanone	ND	5.0	1.3	ug/l	
74-88-4	Iodomethane	ND	5.0	1.3	ug/l	
98-82-8	Isopropylbenzene	ND	5.0	0.94	ug/l	
99-87-6	p-Isopropyltoluene	ND	5.0	0.88	ug/l	
1634-04-4	Methyl Tert Butyl Ether	ND	1.0	0.61	ug/l	
108-10-1	4-Methyl-2-pentanone (MIBK)	ND	5.0	0.76	ug/l	
74-95-3	Methylene bromide	ND	5.0	0.52	ug/l	
75-09-2	Methylene chloride	ND	2.0	0.99	ug/l	
91-20-3	Naphthalene	ND	5.0	0.70	ug/l	
103-65-1	n-Propylbenzene	ND	5.0	0.89	ug/l	
100-42-5	Styrene	ND	5.0	0.97	ug/l	
630-20-6	1,1,1,2-Tetrachloroethane	ND	5.0	0.83	ug/l	
79-34-5	1,1,2,2-Tetrachloroethane	ND	1.0	0.79	ug/l	
127-18-4	Tetrachloroethene	ND	1.0	0.36	ug/l	
108-88-3	Toluene	ND	1.0	0.59	ug/l	J
87-61-6	1,2,3-Trichlorobenzene	ND	5.0	1.1	ug/l	
120-82-1	1,2,4-Trichlorobenzene	ND	5.0	1.0	ug/l	
71-55-6	1,1,1-Trichloroethane	ND	1.0	0.55	ug/l	
79-00-5	1,1,2-Trichloroethane	ND	1.0	0.74	ug/l	
79-01-6	Trichloroethene	ND	1.0	0.75	ug/l	
75-69-4	Trichlorofluoromethane	ND	1.0	0.40	ug/l	
96-18-4	1,2,3-Trichloropropane	ND	5.0	0.70	ug/l	
95-63-6	1,2,4-Trimethylbenzene	ND	5.0	0.98	ug/l	
108-67-8	1,3,5-Trimethylbenzene	ND	5.0	0.90	ug/l	
108-05-4	Vinyl Acetate	ND	5.0	1.1	ug/l	
75-01-4	Vinyl chloride	ND	1.0	0.82	ug/l	
	m,p-Xylene	ND	1.0	0.90	ug/l	
95-47-6	o-Xylene	ND	1.0	0.32	ug/l	
1330-20-7	Xylene (total)	ND	1.0	0.32	ug/l	

CAS No.	Surrogate Recoveries	Run# 1	Run# 2	Limits
1868-53-7	Dibromofluoromethane	122%		70-130%

ND = Not detected MDL - Method Detection Limit
RL = Reporting Limit
E = Indicates value exceeds calibration range
J = Indicates an estimated value
B = Indicates analyte found in associated method blank
N = Indicates presumptive evidence of a compound

Report of Analysis

Client Sample ID:	PZ-2		
Lab Sample ID:	MC10370-10	**Date Sampled:**	05/08/12
Matrix:	AQ - Ground Water	**Date Received:**	05/09/12
Method:	SW846 8260B	**Percent Solids:**	n/a
Project:	LMC Utica, 525 French Road, Utica, NY		

VOA 8260 List

CAS No.	Surrogate Recoveries	Run# 1	Run# 2	Limits
2037-26-5	Toluene-D8	116%		70-130%
460-00-4	4-Bromofluorobenzene	115%		70-130%

ND = Not detected MDL - Method Detection Limit
RL = Reporting Limit
E = Indicates value exceeds calibration range

J = Indicates an estimated value
B = Indicates analyte found in associated method blank
N = Indicates presumptive evidence of a compound

Accutest Laboratories

Report of Analysis

Client Sample ID:	MW-22		
Lab Sample ID:	MC10370-11	**Date Sampled:**	05/08/12
Matrix:	AQ - Ground Water	**Date Received:**	05/09/12
Method:	SW846 8260B	**Percent Solids:**	n/a
Project:	LMC Utica, 525 French Road, Utica, NY		

	File ID	DF	Analyzed	By	Prep Date	Prep Batch	Analytical Batch
Run #1	G116993.D	1	05/10/12	AT	n/a	n/a	MSG4691
Run #2							

	Purge Volume
Run #1	5.0 ml
Run #2	

VOA 8260 List

CAS No.	Compound	Result	RL	MDL	Units	Q
67-64-1	Acetone	7.1 UB	5.0	4.1	ug/l	
71-43-2	Benzene	ND	0.50	0.46	ug/l	
108-86-1	Bromobenzene	ND	5.0	0.99	ug/l	
74-97-5	Bromochloromethane	ND	5.0	0.92	ug/l	
75-27-4	Bromodichloromethane	ND	1.0	0.49	ug/l	
75-25-2	Bromoform	ND	1.0	0.71	ug/l	
74-83-9	Bromomethane	ND	2.0	1.3	ug/l	
78-93-3	2-Butanone (MEK)	ND	5.0	2.7	ug/l	
104-51-8	n-Butylbenzene	ND	5.0	1.1	ug/l	
135-98-8	sec-Butylbenzene	ND	5.0	1.0	ug/l	
98-06-6	tert-Butylbenzene	ND	5.0	0.82	ug/l	
75-15-0	Carbon disulfide	ND	5.0	0.62	ug/l	
56-23-5	Carbon tetrachloride	ND	1.0	0.58	ug/l	
108-90-7	Chlorobenzene	ND	1.0	0.44	ug/l	
75-00-3	Chloroethane	ND	2.0	0.32	ug/l	
67-66-3	Chloroform	ND	1.0	0.58	ug/l	
74-87-3	Chloromethane	ND	2.0	0.71	ug/l	
95-49-8	o-Chlorotoluene	ND	5.0	1.1	ug/l	
106-43-4	p-Chlorotoluene	ND	5.0	0.98	ug/l	
96-12-8	1,2-Dibromo-3-chloropropane	ND	5.0	1.6	ug/l	
124-48-1	Dibromochloromethane	ND	1.0	0.89	ug/l	
106-93-4	1,2-Dibromoethane	ND	2.0	0.48	ug/l	
95-50-1	1,2-Dichlorobenzene	ND	1.0	0.41	ug/l	
541-73-1	1,3-Dichlorobenzene	ND	1.0	0.44	ug/l	
106-46-7	1,4-Dichlorobenzene	ND	1.0	0.42	ug/l	
75-71-8	Dichlorodifluoromethane	ND	2.0	1.1	ug/l	
75-34-3	1,1-Dichloroethane	ND	1.0	0.33	ug/l	
107-06-2	1,2-Dichloroethane	ND	1.0	0.44	ug/l	
75-35-4	1,1-Dichloroethene	ND	1.0	0.80	ug/l	
156-59-2	cis-1,2-Dichloroethene	ND	1.0	0.69	ug/l	
156-60-5	trans-1,2-Dichloroethene	ND	1.0	0.64	ug/l	
78-87-5	1,2-Dichloropropane	ND	2.0	0.71	ug/l	

ND = Not detected MDL - Method Detection Limit
RL = Reporting Limit
E = Indicates value exceeds calibration range
J = Indicates an estimated value
B = Indicates analyte found in associated method blank
N = Indicates presumptive evidence of a compound

Report of Analysis

Client Sample ID:	MW-22		
Lab Sample ID:	MC10370-11	**Date Sampled:**	05/08/12
Matrix:	AQ - Ground Water	**Date Received:**	05/09/12
Method:	SW846 8260B	**Percent Solids:**	n/a
Project:	LMC Utica, 525 French Road, Utica, NY		

VOA 8260 List

CAS No.	Compound	Result	RL	MDL	Units	Q
142-28-9	1,3-Dichloropropane	ND	5.0	0.75	ug/l	
594-20-7	2,2-Dichloropropane	ND	5.0	5.0	ug/l	
563-58-6	1,1-Dichloropropene	ND	5.0	0.78	ug/l	
10061-01-5	cis-1,3-Dichloropropene	ND	0.50	0.41	ug/l	
10061-02-6	trans-1,3-Dichloropropene	ND	0.50	0.49	ug/l	
100-41-4	Ethylbenzene	ND	1.0	0.80	ug/l	
87-68-3	Hexachlorobutadiene	ND	5.0	1.2	ug/l	J
591-78-6	2-Hexanone	ND	5.0	1.3	ug/l	
74-88-4	Iodomethane	ND	5.0	1.3	ug/l	
98-82-8	Isopropylbenzene	ND	5.0	0.94	ug/l	
99-87-6	p-Isopropyltoluene	ND	5.0	0.88	ug/l	
1634-04-4	Methyl Tert Butyl Ether	ND	1.0	0.61	ug/l	
108-10-1	4-Methyl-2-pentanone (MIBK)	ND	5.0	0.76	ug/l	
74-95-3	Methylene bromide	ND	5.0	0.52	ug/l	
75-09-2	Methylene chloride	ND	2.0	0.99	ug/l	
91-20-3	Naphthalene	ND	5.0	0.70	ug/l	
103-65-1	n-Propylbenzene	ND	5.0	0.89	ug/l	
100-42-5	Styrene	ND	5.0	0.97	ug/l	
630-20-6	1,1,1,2-Tetrachloroethane	ND	5.0	0.83	ug/l	
79-34-5	1,1,2,2-Tetrachloroethane	ND	1.0	0.79	ug/l	
127-18-4	Tetrachloroethene	ND	1.0	0.36	ug/l	
108-88-3	Toluene	ND	1.0	0.59	ug/l	J
87-61-6	1,2,3-Trichlorobenzene	ND	5.0	1.1	ug/l	
120-82-1	1,2,4-Trichlorobenzene	ND	5.0	1.0	ug/l	
71-55-6	1,1,1-Trichloroethane	ND	1.0	0.55	ug/l	
79-00-5	1,1,2-Trichloroethane	ND	1.0	0.74	ug/l	
79-01-6	Trichloroethene	ND	1.0	0.75	ug/l	
75-69-4	Trichlorofluoromethane	ND	1.0	0.40	ug/l	
96-18-4	1,2,3-Trichloropropane	ND	5.0	0.70	ug/l	
95-63-6	1,2,4-Trimethylbenzene	ND	5.0	0.98	ug/l	
108-67-8	1,3,5-Trimethylbenzene	ND	5.0	0.90	ug/l	
108-05-4	Vinyl Acetate	ND	5.0	1.1	ug/l	
75-01-4	Vinyl chloride	ND	1.0	0.82	ug/l	
	m,p-Xylene	ND	1.0	0.90	ug/l	
95-47-6	o-Xylene	ND	1.0	0.32	ug/l	
1330-20-7	Xylene (total)	ND	1.0	0.32	ug/l	

CAS No.	Surrogate Recoveries	Run# 1	Run# 2	Limits
1868-53-7	Dibromofluoromethane	120%		70-130%

ND = Not detected MDL - Method Detection Limit
RL = Reporting Limit
E = Indicates value exceeds calibration range
J = Indicates an estimated value
B = Indicates analyte found in associated method blank
N = Indicates presumptive evidence of a compound

Report of Analysis

Client Sample ID:	MW-22		
Lab Sample ID:	MC10370-11	**Date Sampled:**	05/08/12
Matrix:	AQ - Ground Water	**Date Received:**	05/09/12
Method:	SW846 8260B	**Percent Solids:**	n/a
Project:	LMC Utica, 525 French Road, Utica, NY		

VOA 8260 List

CAS No.	Surrogate Recoveries	Run# 1	Run# 2	Limits
2037-26-5	Toluene-D8	119%		70-130%
460-00-4	4-Bromofluorobenzene	118%		70-130%

ND = Not detected MDL - Method Detection Limit
RL = Reporting Limit
E = Indicates value exceeds calibration range

J = Indicates an estimated value
B = Indicates analyte found in associated method blank
N = Indicates presumptive evidence of a compound

Accutest Laboratories

Report of Analysis

Client Sample ID:	MW-23		
Lab Sample ID:	MC10370-12	**Date Sampled:**	05/08/12
Matrix:	AQ - Ground Water	**Date Received:**	05/09/12
Method:	SW846 8260B	**Percent Solids:**	n/a
Project:	LMC Utica, 525 French Road, Utica, NY		

	File ID	DF	Analyzed	By	Prep Date	Prep Batch	Analytical Batch
Run #1	G116994.D	1	05/10/12	AT	n/a	n/a	MSG4691
Run #2							

	Purge Volume
Run #1	5.0 ml
Run #2	

VOA 8260 List

CAS No.	Compound	Result	RL	MDL	Units	Q
67-64-1	Acetone	5.7 UB	5.0	4.1	ug/l	
71-43-2	Benzene	ND	0.50	0.46	ug/l	
108-86-1	Bromobenzene	ND	5.0	0.99	ug/l	
74-97-5	Bromochloromethane	ND	5.0	0.92	ug/l	
75-27-4	Bromodichloromethane	ND	1.0	0.49	ug/l	
75-25-2	Bromoform	ND	1.0	0.71	ug/l	
74-83-9	Bromomethane	ND	2.0	1.3	ug/l	
78-93-3	2-Butanone (MEK)	ND	5.0	2.7	ug/l	
104-51-8	n-Butylbenzene	ND	5.0	1.1	ug/l	
135-98-8	sec-Butylbenzene	ND	5.0	1.0	ug/l	
98-06-6	tert-Butylbenzene	ND	5.0	0.82	ug/l	
75-15-0	Carbon disulfide	ND	5.0	0.62	ug/l	
56-23-5	Carbon tetrachloride	ND	1.0	0.58	ug/l	
108-90-7	Chlorobenzene	ND	1.0	0.44	ug/l	
75-00-3	Chloroethane	ND	2.0	0.32	ug/l	
67-66-3	Chloroform	ND	1.0	0.58	ug/l	
74-87-3	Chloromethane	ND	2.0	0.71	ug/l	
95-49-8	o-Chlorotoluene	ND	5.0	1.1	ug/l	
106-43-4	p-Chlorotoluene	ND	5.0	0.98	ug/l	
96-12-8	1,2-Dibromo-3-chloropropane	ND	5.0	1.6	ug/l	
124-48-1	Dibromochloromethane	ND	1.0	0.89	ug/l	
106-93-4	1,2-Dibromoethane	ND	2.0	0.48	ug/l	
95-50-1	1,2-Dichlorobenzene	ND	1.0	0.41	ug/l	
541-73-1	1,3-Dichlorobenzene	ND	1.0	0.44	ug/l	
106-46-7	1,4-Dichlorobenzene	ND	1.0	0.42	ug/l	
75-71-8	Dichlorodifluoromethane	ND	2.0	1.1	ug/l	
75-34-3	1,1-Dichloroethane	ND	1.0	0.33	ug/l	
107-06-2	1,2-Dichloroethane	ND	1.0	0.44	ug/l	
75-35-4	1,1-Dichloroethene	ND	1.0	0.80	ug/l	
156-59-2	cis-1,2-Dichloroethene	ND	1.0	0.69	ug/l	
156-60-5	trans-1,2-Dichloroethene	ND	1.0	0.64	ug/l	
78-87-5	1,2-Dichloropropane	ND	2.0	0.71	ug/l	

ND = Not detected MDL - Method Detection Limit
RL = Reporting Limit
E = Indicates value exceeds calibration range
J = Indicates an estimated value
B = Indicates analyte found in associated method blank
N = Indicates presumptive evidence of a compound

Report of Analysis

Client Sample ID:	MW-23		
Lab Sample ID:	MC10370-12	**Date Sampled:**	05/08/12
Matrix:	AQ - Ground Water	**Date Received:**	05/09/12
Method:	SW846 8260B	**Percent Solids:**	n/a
Project:	LMC Utica, 525 French Road, Utica, NY		

VOA 8260 List

CAS No.	Compound	Result	RL	MDL	Units	Q
142-28-9	1,3-Dichloropropane	ND	5.0	0.75	ug/l	
594-20-7	2,2-Dichloropropane	ND	5.0	5.0	ug/l	
563-58-6	1,1-Dichloropropene	ND	5.0	0.78	ug/l	
10061-01-5	cis-1,3-Dichloropropene	ND	0.50	0.41	ug/l	
10061-02-6	trans-1,3-Dichloropropene	ND	0.50	0.49	ug/l	
100-41-4	Ethylbenzene	ND	1.0	0.80	ug/l	
87-68-3	Hexachlorobutadiene	ND	5.0	1.2	ug/l	
591-78-6	2-Hexanone	ND	5.0	1.3	ug/l	
74-88-4	Iodomethane	ND	5.0	1.3	ug/l	
98-82-8	Isopropylbenzene	ND	5.0	0.94	ug/l	
99-87-6	p-Isopropyltoluene	ND	5.0	0.88	ug/l	
1634-04-4	Methyl Tert Butyl Ether	ND	1.0	0.61	ug/l	
108-10-1	4-Methyl-2-pentanone (MIBK)	ND	5.0	0.76	ug/l	
74-95-3	Methylene bromide	ND	5.0	0.52	ug/l	
75-09-2	Methylene chloride	ND	2.0	0.99	ug/l	
91-20-3	Naphthalene	ND	5.0	0.70	ug/l	
103-65-1	n-Propylbenzene	ND	5.0	0.89	ug/l	
100-42-5	Styrene	ND	5.0	0.97	ug/l	
630-20-6	1,1,1,2-Tetrachloroethane	ND	5.0	0.83	ug/l	
79-34-5	1,1,2,2-Tetrachloroethane	ND	1.0	0.79	ug/l	
127-18-4	Tetrachloroethene	ND	1.0	0.36	ug/l	
108-88-3	Toluene	ND	1.0	0.59	ug/l	
87-61-6	1,2,3-Trichlorobenzene	ND	5.0	1.1	ug/l	
120-82-1	1,2,4-Trichlorobenzene	ND	5.0	1.0	ug/l	
71-55-6	1,1,1-Trichloroethane	ND	1.0	0.55	ug/l	
79-00-5	1,1,2-Trichloroethane	ND	1.0	0.74	ug/l	
79-01-6	Trichloroethene	ND	1.0	0.75	ug/l	
75-69-4	Trichlorofluoromethane	ND	1.0	0.40	ug/l	
96-18-4	1,2,3-Trichloropropane	ND	5.0	0.70	ug/l	
95-63-6	1,2,4-Trimethylbenzene	ND	5.0	0.98	ug/l	
108-67-8	1,3,5-Trimethylbenzene	ND	5.0	0.90	ug/l	
108-05-4	Vinyl Acetate	ND	5.0	1.1	ug/l	
75-01-4	Vinyl chloride	ND	1.0	0.82	ug/l	
	m,p-Xylene	ND	1.0	0.90	ug/l	
95-47-6	o-Xylene	ND	1.0	0.32	ug/l	
1330-20-7	Xylene (total)	ND	1.0	0.32	ug/l	

CAS No.	Surrogate Recoveries	Run# 1	Run# 2	Limits
1868-53-7	Dibromofluoromethane	123%		70-130%

ND = Not detected MDL - Method Detection Limit
RL = Reporting Limit
E = Indicates value exceeds calibration range
J = Indicates an estimated value
B = Indicates analyte found in associated method blank
N = Indicates presumptive evidence of a compound

Report of Analysis

Client Sample ID:	MW-23		
Lab Sample ID:	MC10370-12	**Date Sampled:**	05/08/12
Matrix:	AQ - Ground Water	**Date Received:**	05/09/12
Method:	SW846 8260B	**Percent Solids:**	n/a
Project:	LMC Utica, 525 French Road, Utica, NY		

VOA 8260 List

CAS No.	Surrogate Recoveries	Run# 1	Run# 2	Limits
2037-26-5	Toluene-D8	117%		70-130%
460-00-4	4-Bromofluorobenzene	117%		70-130%

ND = Not detected MDL - Method Detection Limit
RL = Reporting Limit
E = Indicates value exceeds calibration range

J = Indicates an estimated value
B = Indicates analyte found in associated method blank
N = Indicates presumptive evidence of a compound

Accutest Laboratories

Report of Analysis

Client Sample ID:	MW-24		
Lab Sample ID:	MC10370-13	**Date Sampled:**	05/08/12
Matrix:	AQ - Ground Water	**Date Received:**	05/09/12
Method:	SW846 8260B	**Percent Solids:**	n/a
Project:	LMC Utica, 525 French Road, Utica, NY		

	File ID	DF	Analyzed	By	Prep Date	Prep Batch	Analytical Batch
Run #1	G116995.D	1	05/10/12	AT	n/a	n/a	MSG4691
Run #2							

	Purge Volume
Run #1	5.0 ml
Run #2	

VOA 8260 List

CAS No.	Compound	Result	RL	MDL	Units	Q
67-64-1	Acetone	5.5 UB	5.0	4.1	ug/l	
71-43-2	Benzene	ND	0.50	0.46	ug/l	
108-86-1	Bromobenzene	ND	5.0	0.99	ug/l	
74-97-5	Bromochloromethane	ND	5.0	0.92	ug/l	
75-27-4	Bromodichloromethane	ND	1.0	0.49	ug/l	
75-25-2	Bromoform	ND	1.0	0.71	ug/l	
74-83-9	Bromomethane	ND	2.0	1.3	ug/l	
78-93-3	2-Butanone (MEK)	ND	5.0	2.7	ug/l	
104-51-8	n-Butylbenzene	ND	5.0	1.1	ug/l	
135-98-8	sec-Butylbenzene	ND	5.0	1.0	ug/l	
98-06-6	tert-Butylbenzene	ND	5.0	0.82	ug/l	
75-15-0	Carbon disulfide	ND	5.0	0.62	ug/l	
56-23-5	Carbon tetrachloride	ND	1.0	0.58	ug/l	
108-90-7	Chlorobenzene	ND	1.0	0.44	ug/l	
75-00-3	Chloroethane	ND	2.0	0.32	ug/l	
67-66-3	Chloroform	ND	1.0	0.58	ug/l	
74-87-3	Chloromethane	ND	2.0	0.71	ug/l	
95-49-8	o-Chlorotoluene	ND	5.0	1.1	ug/l	
106-43-4	p-Chlorotoluene	ND	5.0	0.98	ug/l	
96-12-8	1,2-Dibromo-3-chloropropane	ND	5.0	1.6	ug/l	
124-48-1	Dibromochloromethane	ND	1.0	0.89	ug/l	
106-93-4	1,2-Dibromoethane	ND	2.0	0.48	ug/l	
95-50-1	1,2-Dichlorobenzene	ND	1.0	0.41	ug/l	
541-73-1	1,3-Dichlorobenzene	ND	1.0	0.44	ug/l	
106-46-7	1,4-Dichlorobenzene	ND	1.0	0.42	ug/l	
75-71-8	Dichlorodifluoromethane	ND	2.0	1.1	ug/l	
75-34-3	1,1-Dichloroethane	ND	1.0	0.33	ug/l	
107-06-2	1,2-Dichloroethane	ND	1.0	0.44	ug/l	
75-35-4	1,1-Dichloroethene	ND	1.0	0.80	ug/l	
156-59-2	cis-1,2-Dichloroethene	ND	1.0	0.69	ug/l	
156-60-5	trans-1,2-Dichloroethene	ND	1.0	0.64	ug/l	
78-87-5	1,2-Dichloropropane	ND	2.0	0.71	ug/l	

ND = Not detected MDL - Method Detection Limit
RL = Reporting Limit
E = Indicates value exceeds calibration range
J = Indicates an estimated value
B = Indicates analyte found in associated method blank
N = Indicates presumptive evidence of a compound

Report of Analysis

Client Sample ID:	MW-24		
Lab Sample ID:	MC10370-13	**Date Sampled:**	05/08/12
Matrix:	AQ - Ground Water	**Date Received:**	05/09/12
Method:	SW846 8260B	**Percent Solids:**	n/a
Project:	LMC Utica, 525 French Road, Utica, NY		

VOA 8260 List

CAS No.	Compound	Result	RL	MDL	Units	Q
142-28-9	1,3-Dichloropropane	ND	5.0	0.75	ug/l	
594-20-7	2,2-Dichloropropane	ND	5.0	5.0	ug/l	
563-58-6	1,1-Dichloropropene	ND	5.0	0.78	ug/l	
10061-01-5	cis-1,3-Dichloropropene	ND	0.50	0.41	ug/l	
10061-02-6	trans-1,3-Dichloropropene	ND	0.50	0.49	ug/l	
100-41-4	Ethylbenzene	ND	1.0	0.80	ug/l	
87-68-3	Hexachlorobutadiene	ND	5.0	1.2	ug/l	
591-78-6	2-Hexanone	ND	5.0	1.3	ug/l	
74-88-4	Iodomethane	ND	5.0	1.3	ug/l	
98-82-8	Isopropylbenzene	ND	5.0	0.94	ug/l	
99-87-6	p-Isopropyltoluene	ND	5.0	0.88	ug/l	
1634-04-4	Methyl Tert Butyl Ether	ND	1.0	0.61	ug/l	
108-10-1	4-Methyl-2-pentanone (MIBK)	ND	5.0	0.76	ug/l	
74-95-3	Methylene bromide	ND	5.0	0.52	ug/l	
75-09-2	Methylene chloride	ND	2.0	0.99	ug/l	
91-20-3	Naphthalene	ND	5.0	0.70	ug/l	
103-65-1	n-Propylbenzene	ND	5.0	0.89	ug/l	
100-42-5	Styrene	ND	5.0	0.97	ug/l	
630-20-6	1,1,1,2-Tetrachloroethane	ND	5.0	0.83	ug/l	
79-34-5	1,1,2,2-Tetrachloroethane	ND	1.0	0.79	ug/l	
127-18-4	Tetrachloroethene	ND	1.0	0.36	ug/l	
108-88-3	Toluene	ND	1.0	0.59	ug/l	
87-61-6	1,2,3-Trichlorobenzene	ND	5.0	1.1	ug/l	
120-82-1	1,2,4-Trichlorobenzene	ND	5.0	1.0	ug/l	
71-55-6	1,1,1-Trichloroethane	ND	1.0	0.55	ug/l	
79-00-5	1,1,2-Trichloroethane	ND	1.0	0.74	ug/l	
79-01-6	Trichloroethene	ND	1.0	0.75	ug/l	
75-69-4	Trichlorofluoromethane	ND	1.0	0.40	ug/l	
96-18-4	1,2,3-Trichloropropane	ND	5.0	0.70	ug/l	
95-63-6	1,2,4-Trimethylbenzene	ND	5.0	0.98	ug/l	
108-67-8	1,3,5-Trimethylbenzene	ND	5.0	0.90	ug/l	
108-05-4	Vinyl Acetate	ND	5.0	1.1	ug/l	
75-01-4	Vinyl chloride	ND	1.0	0.82	ug/l	
	m,p-Xylene	ND	1.0	0.90	ug/l	
95-47-6	o-Xylene	ND	1.0	0.32	ug/l	
1330-20-7	Xylene (total)	ND	1.0	0.32	ug/l	

CAS No.	Surrogate Recoveries	Run# 1	Run# 2	Limits
1868-53-7	Dibromofluoromethane	123%		70-130%

ND = Not detected MDL - Method Detection Limit
RL = Reporting Limit
E = Indicates value exceeds calibration range
J = Indicates an estimated value
B = Indicates analyte found in associated method blank
N = Indicates presumptive evidence of a compound

Report of Analysis

Client Sample ID:	MW-24		
Lab Sample ID:	MC10370-13	**Date Sampled:**	05/08/12
Matrix:	AQ - Ground Water	**Date Received:**	05/09/12
Method:	SW846 8260B	**Percent Solids:**	n/a
Project:	LMC Utica, 525 French Road, Utica, NY		

VOA 8260 List

CAS No.	Surrogate Recoveries	Run# 1	Run# 2	Limits
2037-26-5	Toluene-D8	123%		70-130%
460-00-4	4-Bromofluorobenzene	116%		70-130%

ND = Not detected MDL - Method Detection Limit
RL = Reporting Limit
E = Indicates value exceeds calibration range

J = Indicates an estimated value
B = Indicates analyte found in associated method blank
N = Indicates presumptive evidence of a compound

Accutest Laboratories

Report of Analysis

Client Sample ID:	DUP-1		
Lab Sample ID:	MC10370-14	Date Sampled:	05/08/12
Matrix:	AQ - Ground Water	Date Received:	05/09/12
Method:	SW846 8260B	Percent Solids:	n/a
Project:	LMC Utica, 525 French Road, Utica, NY		

	File ID	DF	Analyzed	By	Prep Date	Prep Batch	Analytical Batch
Run #1	G116996.D	1	05/10/12	AT	n/a	n/a	MSG4691
Run #2							

	Purge Volume
Run #1	5.0 ml
Run #2	

VOA 8260 List

CAS No.	Compound	Result	RL	MDL	Units	Q
67-64-1	Acetone	7.0 UB	5.0	4.1	ug/l	
71-43-2	Benzene	ND	0.50	0.46	ug/l	
108-86-1	Bromobenzene	ND	5.0	0.99	ug/l	
74-97-5	Bromochloromethane	ND	5.0	0.92	ug/l	
75-27-4	Bromodichloromethane	ND	1.0	0.49	ug/l	
75-25-2	Bromoform	ND	1.0	0.71	ug/l	
74-83-9	Bromomethane	ND	2.0	1.3	ug/l	
78-93-3	2-Butanone (MEK)	ND	5.0	2.7	ug/l	
104-51-8	n-Butylbenzene	ND	5.0	1.1	ug/l	
135-98-8	sec-Butylbenzene	ND	5.0	1.0	ug/l	
98-06-6	tert-Butylbenzene	ND	5.0	0.82	ug/l	
75-15-0	Carbon disulfide	ND	5.0	0.62	ug/l	
56-23-5	Carbon tetrachloride	ND	1.0	0.58	ug/l	
108-90-7	Chlorobenzene	ND	1.0	0.44	ug/l	
75-00-3	Chloroethane	ND	2.0	0.32	ug/l	
67-66-3	Chloroform	ND	1.0	0.58	ug/l	
74-87-3	Chloromethane	ND	2.0	0.71	ug/l	
95-49-8	o-Chlorotoluene	ND	5.0	1.1	ug/l	
106-43-4	p-Chlorotoluene	ND	5.0	0.98	ug/l	
96-12-8	1,2-Dibromo-3-chloropropane	ND	5.0	1.6	ug/l	
124-48-1	Dibromochloromethane	ND	1.0	0.89	ug/l	
106-93-4	1,2-Dibromoethane	ND	2.0	0.48	ug/l	
95-50-1	1,2-Dichlorobenzene	ND	1.0	0.41	ug/l	
541-73-1	1,3-Dichlorobenzene	ND	1.0	0.44	ug/l	
106-46-7	1,4-Dichlorobenzene	ND	1.0	0.42	ug/l	
75-71-8	Dichlorodifluoromethane	ND	2.0	1.1	ug/l	
75-34-3	1,1-Dichloroethane	ND	1.0	0.33	ug/l	
107-06-2	1,2-Dichloroethane	ND	1.0	0.44	ug/l	
75-35-4	1,1-Dichloroethene	ND	1.0	0.80	ug/l	
156-59-2	cis-1,2-Dichloroethene	ND	1.0	0.69	ug/l	
156-60-5	trans-1,2-Dichloroethene	ND	1.0	0.64	ug/l	
78-87-5	1,2-Dichloropropane	ND	2.0	0.71	ug/l	

ND = Not detected MDL - Method Detection Limit
RL = Reporting Limit
E = Indicates value exceeds calibration range
J = Indicates an estimated value
B = Indicates analyte found in associated method blank
N = Indicates presumptive evidence of a compound

Report of Analysis

Client Sample ID:	DUP-1		
Lab Sample ID:	MC10370-14	**Date Sampled:**	05/08/12
Matrix:	AQ - Ground Water	**Date Received:**	05/09/12
Method:	SW846 8260B	**Percent Solids:**	n/a
Project:	LMC Utica, 525 French Road, Utica, NY		

VOA 8260 List

CAS No.	Compound	Result	RL	MDL	Units	Q
142-28-9	1,3-Dichloropropane	ND	5.0	0.75	ug/l	
594-20-7	2,2-Dichloropropane	ND	5.0	5.0	ug/l	
563-58-6	1,1-Dichloropropene	ND	5.0	0.78	ug/l	
10061-01-5	cis-1,3-Dichloropropene	ND	0.50	0.41	ug/l	
10061-02-6	trans-1,3-Dichloropropene	ND	0.50	0.49	ug/l	
100-41-4	Ethylbenzene	ND	1.0	0.80	ug/l	
87-68-3	Hexachlorobutadiene	ND	5.0	1.2	ug/l	J
591-78-6	2-Hexanone	ND	5.0	1.3	ug/l	
74-88-4	Iodomethane	ND	5.0	1.3	ug/l	
98-82-8	Isopropylbenzene	ND	5.0	0.94	ug/l	
99-87-6	p-Isopropyltoluene	ND	5.0	0.88	ug/l	
1634-04-4	Methyl Tert Butyl Ether	ND	1.0	0.61	ug/l	J
108-10-1	4-Methyl-2-pentanone (MIBK)	ND	5.0	0.76	ug/l	
74-95-3	Methylene bromide	ND	5.0	0.52	ug/l	
75-09-2	Methylene chloride	ND	2.0	0.99	ug/l	
91-20-3	Naphthalene	ND	5.0	0.70	ug/l	
103-65-1	n-Propylbenzene	ND	5.0	0.89	ug/l	
100-42-5	Styrene	ND	5.0	0.97	ug/l	
630-20-6	1,1,1,2-Tetrachloroethane	ND	5.0	0.83	ug/l	
79-34-5	1,1,2,2-Tetrachloroethane	ND	1.0	0.79	ug/l	
127-18-4	Tetrachloroethene	ND	1.0	0.36	ug/l	
108-88-3	Toluene	ND	1.0	0.59	ug/l	J
87-61-6	1,2,3-Trichlorobenzene	ND	5.0	1.1	ug/l	
120-82-1	1,2,4-Trichlorobenzene	ND	5.0	1.0	ug/l	
71-55-6	1,1,1-Trichloroethane	ND	1.0	0.55	ug/l	
79-00-5	1,1,2-Trichloroethane	ND	1.0	0.74	ug/l	
79-01-6	Trichloroethene	ND	1.0	0.75	ug/l	
75-69-4	Trichlorofluoromethane	ND	1.0	0.40	ug/l	
96-18-4	1,2,3-Trichloropropane	ND	5.0	0.70	ug/l	
95-63-6	1,2,4-Trimethylbenzene	ND	5.0	0.98	ug/l	
108-67-8	1,3,5-Trimethylbenzene	ND	5.0	0.90	ug/l	
108-05-4	Vinyl Acetate	ND	5.0	1.1	ug/l	
75-01-4	Vinyl chloride	ND	1.0	0.82	ug/l	
	m,p-Xylene	ND	1.0	0.90	ug/l	
95-47-6	o-Xylene	ND	1.0	0.32	ug/l	
1330-20-7	Xylene (total)	ND	1.0	0.32	ug/l	

CAS No.	Surrogate Recoveries	Run# 1	Run# 2	Limits
1868-53-7	Dibromofluoromethane	121%		70-130%

ND = Not detected MDL - Method Detection Limit
RL = Reporting Limit
E = Indicates value exceeds calibration range

J = Indicates an estimated value
B = Indicates analyte found in associated method blank
N = Indicates presumptive evidence of a compound

Report of Analysis

Client Sample ID:	DUP-1		
Lab Sample ID:	MC10370-14	**Date Sampled:**	05/08/12
Matrix:	AQ - Ground Water	**Date Received:**	05/09/12
Method:	SW846 8260B	**Percent Solids:**	n/a
Project:	LMC Utica, 525 French Road, Utica, NY		

VOA 8260 List

CAS No.	Surrogate Recoveries	Run# 1	Run# 2	Limits
2037-26-5	Toluene-D8	122%		70-130%
460-00-4	4-Bromofluorobenzene	117%		70-130%

ND = Not detected MDL - Method Detection Limit
RL = Reporting Limit
E = Indicates value exceeds calibration range

J = Indicates an estimated value
B = Indicates analyte found in associated method blank
N = Indicates presumptive evidence of a compound

Accutest Laboratories

Report of Analysis

Client Sample ID:	TB-5-8-12		
Lab Sample ID:	MC10370-15	**Date Sampled:**	05/08/12
Matrix:	AQ - Trip Blank Water	**Date Received:**	05/09/12
Method:	SW846 8260B	**Percent Solids:**	n/a
Project:	LMC Utica, 525 French Road, Utica, NY		

	File ID	DF	Analyzed	By	Prep Date	Prep Batch	Analytical Batch
Run #1	G116982.D	1	05/10/12	AT	n/a	n/a	MSG4691
Run #2							

	Purge Volume
Run #1	5.0 ml
Run #2	

VOA 8260 List

CAS No.	Compound	Result	RL	MDL	Units	Q
67-64-1	Acetone	8.8	5.0	4.1	ug/l	
71-43-2	Benzene	ND	0.50	0.46	ug/l	
108-86-1	Bromobenzene	ND	5.0	0.99	ug/l	
74-97-5	Bromochloromethane	ND	5.0	0.92	ug/l	
75-27-4	Bromodichloromethane	ND	1.0	0.49	ug/l	
75-25-2	Bromoform	ND	1.0	0.71	ug/l	
74-83-9	Bromomethane	ND	2.0	1.3	ug/l	
78-93-3	2-Butanone (MEK)	ND	5.0	2.7	ug/l	
104-51-8	n-Butylbenzene	ND	5.0	1.1	ug/l	
135-98-8	sec-Butylbenzene	ND	5.0	1.0	ug/l	
98-06-6	tert-Butylbenzene	ND	5.0	0.82	ug/l	
75-15-0	Carbon disulfide	ND	5.0	0.62	ug/l	
56-23-5	Carbon tetrachloride	ND	1.0	0.58	ug/l	
108-90-7	Chlorobenzene	ND	1.0	0.44	ug/l	
75-00-3	Chloroethane	ND	2.0	0.32	ug/l	
67-66-3	Chloroform	ND	1.0	0.58	ug/l	
74-87-3	Chloromethane	ND	2.0	0.71	ug/l	
95-49-8	o-Chlorotoluene	ND	5.0	1.1	ug/l	
106-43-4	p-Chlorotoluene	ND	5.0	0.98	ug/l	
96-12-8	1,2-Dibromo-3-chloropropane	ND	5.0	1.6	ug/l	
124-48-1	Dibromochloromethane	ND	1.0	0.89	ug/l	
106-93-4	1,2-Dibromoethane	ND	2.0	0.48	ug/l	
95-50-1	1,2-Dichlorobenzene	ND	1.0	0.41	ug/l	
541-73-1	1,3-Dichlorobenzene	ND	1.0	0.44	ug/l	
106-46-7	1,4-Dichlorobenzene	ND	1.0	0.42	ug/l	
75-71-8	Dichlorodifluoromethane	ND	2.0	1.1	ug/l	
75-34-3	1,1-Dichloroethane	ND	1.0	0.33	ug/l	
107-06-2	1,2-Dichloroethane	ND	1.0	0.44	ug/l	
75-35-4	1,1-Dichloroethene	ND	1.0	0.80	ug/l	
156-59-2	cis-1,2-Dichloroethene	ND	1.0	0.69	ug/l	
156-60-5	trans-1,2-Dichloroethene	ND	1.0	0.64	ug/l	
78-87-5	1,2-Dichloropropane	ND	2.0	0.71	ug/l	

ND = Not detected MDL - Method Detection Limit
RL = Reporting Limit
E = Indicates value exceeds calibration range
J = Indicates an estimated value
B = Indicates analyte found in associated method blank
N = Indicates presumptive evidence of a compound

Report of Analysis

Client Sample ID:	TB-5-8-12		
Lab Sample ID:	MC10370-15	**Date Sampled:**	05/08/12
Matrix:	AQ - Trip Blank Water	**Date Received:**	05/09/12
Method:	SW846 8260B	**Percent Solids:**	n/a
Project:	LMC Utica, 525 French Road, Utica, NY		

VOA 8260 List

CAS No.	Compound	Result	RL	MDL	Units	Q
142-28-9	1,3-Dichloropropane	ND	5.0	0.75	ug/l	
594-20-7	2,2-Dichloropropane	ND	5.0	5.0	ug/l	
563-58-6	1,1-Dichloropropene	ND	5.0	0.78	ug/l	
10061-01-5	cis-1,3-Dichloropropene	ND	0.50	0.41	ug/l	
10061-02-6	trans-1,3-Dichloropropene	ND	0.50	0.49	ug/l	
100-41-4	Ethylbenzene	ND	1.0	0.80	ug/l	
87-68-3	Hexachlorobutadiene	ND	5.0	1.2	ug/l	
591-78-6	2-Hexanone	ND	5.0	1.3	ug/l	
74-88-4	Iodomethane	ND	5.0	1.3	ug/l	
98-82-8	Isopropylbenzene	ND	5.0	0.94	ug/l	
99-87-6	p-Isopropyltoluene	ND	5.0	0.88	ug/l	
1634-04-4	Methyl Tert Butyl Ether	ND	1.0	0.61	ug/l	
108-10-1	4-Methyl-2-pentanone (MIBK)	ND	5.0	0.76	ug/l	
74-95-3	Methylene bromide	ND	5.0	0.52	ug/l	
75-09-2	Methylene chloride	ND	2.0	0.99	ug/l	
91-20-3	Naphthalene	ND	5.0	0.70	ug/l	
103-65-1	n-Propylbenzene	ND	5.0	0.89	ug/l	
100-42-5	Styrene	ND	5.0	0.97	ug/l	
630-20-6	1,1,1,2-Tetrachloroethane	ND	5.0	0.83	ug/l	
79-34-5	1,1,2,2-Tetrachloroethane	ND	1.0	0.79	ug/l	
127-18-4	Tetrachloroethene	ND	1.0	0.36	ug/l	
108-88-3	Toluene	ND	1.0	0.59	ug/l	
87-61-6	1,2,3-Trichlorobenzene	ND	5.0	1.1	ug/l	
120-82-1	1,2,4-Trichlorobenzene	ND	5.0	1.0	ug/l	
71-55-6	1,1,1-Trichloroethane	ND	1.0	0.55	ug/l	
79-00-5	1,1,2-Trichloroethane	ND	1.0	0.74	ug/l	
79-01-6	Trichloroethene	ND	1.0	0.75	ug/l	
75-69-4	Trichlorofluoromethane	ND	1.0	0.40	ug/l	
96-18-4	1,2,3-Trichloropropane	ND	5.0	0.70	ug/l	
95-63-6	1,2,4-Trimethylbenzene	ND	5.0	0.98	ug/l	
108-67-8	1,3,5-Trimethylbenzene	ND	5.0	0.90	ug/l	
108-05-4	Vinyl Acetate	ND	5.0	1.1	ug/l	
75-01-4	Vinyl chloride	ND	1.0	0.82	ug/l	
	m,p-Xylene	ND	1.0	0.90	ug/l	
95-47-6	o-Xylene	ND	1.0	0.32	ug/l	
1330-20-7	Xylene (total)	ND	1.0	0.32	ug/l	

CAS No.	Surrogate Recoveries	Run# 1	Run# 2	Limits
1868-53-7	Dibromofluoromethane	120%		70-130%

ND = Not detected MDL - Method Detection Limit
RL = Reporting Limit
E = Indicates value exceeds calibration range
J = Indicates an estimated value
B = Indicates analyte found in associated method blank
N = Indicates presumptive evidence of a compound

Report of Analysis

Client Sample ID:	TB-5-8-12		
Lab Sample ID:	MC10370-15	**Date Sampled:**	05/08/12
Matrix:	AQ - Trip Blank Water	**Date Received:**	05/09/12
Method:	SW846 8260B	**Percent Solids:**	n/a
Project:	LMC Utica, 525 French Road, Utica, NY		

VOA 8260 List

CAS No.	Surrogate Recoveries	Run# 1	Run# 2	Limits
2037-26-5	Toluene-D8	121%		70-130%
460-00-4	4-Bromofluorobenzene	113%		70-130%

ND = Not detected MDL - Method Detection Limit
RL = Reporting Limit
E = Indicates value exceeds calibration range

J = Indicates an estimated value
B = Indicates analyte found in associated method blank
N = Indicates presumptive evidence of a compound

ACCUTEST LABORATORIES

CHAIN OF CUSTODY

Accutest Laboratories of New England
495 Technology Center West, Building One
TEL. 508-481-6200 FAX: 508-481-7753
www.accutest.com

PAGE 1 OF 2

FED-EX Tracking #: | Bottle Order Control #:
Accutest Quote #: | Accutest Job #: MC10370

SEE PAGE #2 of 2

Client / Reporting Information

Company Name:
Street Address:
City: State: Zip:
Project Contact: E-mail:
Phone #: Fax #:
Sampler(s) Name(s): D. Zuck Phone #: 516-369-2741

Project Information

Project Name:
Street:
City:
Project #:
Client PO#: NJ001037
Project Manager:

Billing Information (If different from Report to)

Company Name:
Street Address:
City: State: Zip:
Attention: PO#:

Requested Analysis (see TEST CODE sheet)

VOCs 8260

Matrix Codes

DW - Drinking Water
GW - Ground Water
WW - Water
SW - Surface Water
SO - Soil
SL - Sludge
SED - Sediment
OI - Oil
LIQ - Other Liquid
AIR - Air
SOL - Other Solid
WP - Wipe
FB - Field Blank
EB - Equipment Blank
RB - Rinse Blank
TB - Trip Blank

Accutest Sample #	Field ID / Point of Collection	MECH/DI Vial #	Collection Date	Collection Time	Sampled by	Matrix	# of bottles	HCl	NaOH	HNO3	H2SO4	NONE	DI Water	MEOH	ENCORE	Bisulfate	VOCs 8260		LAB USE ONLY
-1	MW-B	1	5/8/12	1115	DZ	GW	3	X									X		
-2	~~MW-C~~																	NS (D3)	
-2	MW-D			1240															
-3	MW-E			1215															
-4	MW-F			1315															
-5	MW-1			1130															
-6	MW-1 (DOT)			1415															
-7	MW-5			1305															
-8	PW-1			1145															1C3
-9	PZ-1			1330			AF 2												
-10	PZ2			1340			AF 2												
-11	MW-22			1250			3												

Turnaround Time (Business days)

- ☐ Std. 10 Business Days
- ☐ Std. 5 Business Days (By Contract only)
- ☐ 5 Day *RUSH*
- ☐ 3 Day *EMERGENCY*
- ☐ 2 Day *EMERGENCY*
- ☐ 1 Day *EMERGENCY*

Emergency & Rush T/A data available VIA Lablink

Approved By (Accutest PM): / Date: X

Data Deliverable Information

- ☐ Commercial "A" (Level 1)
- ☐ Commercial "B" (Level 2)
- ☐ FULLT1 (Level 3+4)
- ☐ CT RCP
- ☐ MA MCP
- ☐ NYASP Category A
- ☐ NYASP Category B
- ☐ State Forms
- ☐ EDD Format
- ☐ Other

Commercial "A" = Results Only
Commercial "B" = Results + QC Summary

Comments / Special Instructions

Note: Volume in 1" PDBs not enough to fill 2 full VOCs.

SYRACUSE SC

Sample Custody must be documented below each time samples change possession, including courier delivery.

Relinquished by Sampler:	Date Time:	Received By:	Relinquished By:	Date Time:	Received By:
1 Dan Zuck	5/8/12 17:00	1 [signature]	2 [signature]	5/8/12 18:30	2 FED EX
Relinquished by Sampler: 3 FEDX	Date Time: 5-9-12 830	Received By: 3 [signature]	Relinquished By: 4	Date Time:	Received By: 4
Relinquished by: 5	Date Time:	Received By: 5	Custody Seal # ☐ Intact ☐ Not intact	Preserved where applicable ☐	On Ice ☑ Cooler Temp 1.5

4.1

4

MC10370: Chain of Custody
Page 1 of 3

ACCUTEST LABORATORIES

CHAIN OF CUSTODY

Accutest Laboratories of New England
495 Technology Center West, Building One
TEL: 508-481-6200 FAX: 508-481-7753
www.accutest.com

PAGE 2 OF 2

FED-EX Tracking #: | Bottle Order Control #:
Accutest Quote #: | Accutest Job #: MC10370

Client / Reporting Information

Company Name: Anadrs
Street Address: 455 Route 146
City: Clifton Park State: NY Zip: 12065
Project Contact: Don Buck E-mail:
Phone #: 516-369-2741 Fax #:
Sampler(s) Name(s): Daniel Buck Phone #:

Project Information

Project Name: LMC Utica
Street: 525 Fresh Rd
City: Utica NY
Project #: NJ001037
Client PO #: 518-250-7389
Project Manager: Jeff Bonsted
Attention: PO#:

Billing Information (If different from Report to)

Company Name:
Street Address:
City State Zip:

Requested Analysis (see TEST CODE sheet)

VOCs 8260

Matrix Codes

DW - Drinking Water
GW - Ground Water
WW - Water
SW - Surface Water
SO - Soil
SL - Sludge
SED-Sediment
OI - Oil
LIQ - Other Liquid
AIR - Air
SOL - Other Solid
WP - Wipe
FB-Field Blank
EB- Equipment Blank
RB- Rinse Blank
TB-Trip Blank

Accutest Sample #	Field ID / Point of Collection	MEOH/DI Vial #	Collection Date	Collection Time	Sampled by	Matrix	# of bottles	Number of preserved Bottles: HCl	NaOH	HNO3	H2SO4	NONE	DI Water	MEOH	ENCORE	Bisulfate	VOCs 8260	LAB USE ONLY
-12	MW-23		5/8/12	1230	DZ	GW	3	X									X	
-13	MW-24		5/8/12	1200	DZ	GW	3	X									X	
-14	DUP-1		5/8/12	—	DZ	GW	3	X									X	
-15	TB-5-8-12		5/8/12	—	DZ	W	3	X									X	

Turnaround Time (Business days)

Approved By (Accutest PM): / Date:

- [ ] Std. 10 Business Days — X
- [ ] Std. 5 Business Days (By Contract only)
- [ ] 5 Day *RUSH*
- [ ] 3 Day *EMERGENCY*
- [ ] 2 Day *EMERGENCY*
- [ ] 1 Day *EMERGENCY*

Emergency & Rush T/A data available VIA Lablink

Data Deliverable Information

- [ ] Commercial "A" (Level 1)
- [ ] Commercial "B" (Level 2)
- [ ] FULLT1 (Level 3+4)
- [ ] CT RCP
- [ ] MA MCP
- [ ] NYASP Category A
- [ ] NYASP Category B
- [ ] State Forms
- [ ] EDD Format
- [ ] Other

Commercial "A" = Results Only
Commercial "B" = Results + QC Summary

Comments / Special Instructions

Please Report Results To
Jeff Bonsted

~~SYRACUSE SC~~

Sample Custody must be documented below each time samples change possession, including courier delivery.

	Relinquished by Sampler:	Date Time:	Received By:	Relinquished By:	Date Time:	Received By:
1	Daniel Buck	5/8/12			5/8/12 18:30	FED EX
2	FEDEX	5-9-12 930				
3						
4						
5						

Custody Seal # | Intact | Not Intact | Preserved where applicable | On Ice | Cooler Temp. 1 / 5

ARCADIS

Appendix F

TO-15 Package Review Checklist

Client: Arcadis Project: LMC Corp SDG: C1204229

		YES	NO	NA
Analytical Results	Present and Complete	✓		
TIC's present	Present and Complete	✓		
	Holding Times Met	✓		

Comments:

Chain-of-Custody	Present and Complete	✓		
Surrogate Recovery	Present and Complete	✓		
	Recoveries within limits	✓		
	Sample(s) reanalyzed			✓
Internal Standards Recovery	Present and Complete	✓		
	Recoveries within limits	✓		
	Sample(s) reanalyzed			✓

Comments:

Lab Control Sample (LCS)	Present and Complete	✓		
	Recoveries within limits	✓		
Lab Control Sample Dupe (LCSD)	Present and Complete	✓		
	Recoveries within limits	✓		
MS/MSD	Present and Complete			✓
	Recoveries within limits			✓

Comments: NO MS/MSD

Sample Raw Data	Present and Complete	✓		
	Spectra present for all samples	✓		

Comments:

TO-15 Package Review Checklist

Client: Arcadis Project: LMC Corp. SDG: C1204029

		YES	NO	NA
Standards Data				
Initial Calibration Summary	Present and Complete	✓		
	Calibration(s) met criteria	✓		
Continuing Calibration Summary	Present and Complete	✓		
	Calibration(s) met criteria		✓	
Standards Raw Data	Present and Complete	✓		

Comments:

Raw Quality Control Data

Tune Criteria Report	Present and Complete	✓		
Method Blank Data	MB Results <PQL	✓		
	Associated results flagged "B"			✓
LCS sample data	Present and Complete	✓		
LCSD sample data	Present and Complete	✓		
MS/MSD sample data	Present and Complete			✓

Comments:

Logbooks

Injection Log	Present and Complete	✓		
Standards Log	Present and Complete	✓		
Can Cleaning Log	Present and Complete	✓		
	Raw Data Present	✓		
Calculation sheet	Present and Complete	✓		
IDL's	Present and Complete	✓		
Bottle Order Form	Present and Complete	✓		
Sample Tracking Form	Present and Complete	✓		

Additional Comments:

Section Supervisor: [signature] Date: 5/9/12

QC Supervisor: [signature] Date: 5/9/12

CENTEK LABORATORIES, LLC

143 Midler Park Drive * Syracuse, NY 13206
Phone (315) 431-9730 * Emergency 24/7 (315) 416-2752
NYSDOH ELAP Certificate No. 11830

Analytical Report

Mr. Jeffrey Bonsteel
Arcadis
465 New Karner Road
First Floor
Albany, NY 12205

TEL: (518) 250-7389
FAX 716-655-4307

Friday, April 20, 2012
Order No.: C1204029

RE: LMC Corp Utica

Dear Mr. Jeffrey Bonsteel:

Centek Laboratories, LLC received 8 sample(s) on 4/13/2012 for the analyses presented in the following report.

I certify that this data package is in compliance with the terms and conditions of the Contract, both technically and for completeness. Release of the data contained in this hardcopy data package and/or in the computer readable data submitted has been authorized by the Laboratory Manager or his designee, as verified by the following signature.

All method blanks, laboratory spikes, and/or matrix spikes met quality assurance objective except as indicated in the case narrative. All samples were received and analyzed within the EPA recommended holding times. Test results are not Method Blank (MB) corrected for contamination.

Centek Laboratories is distinctively qualified to meet your needs for precise and timely volatile organic compound analysis. We perform all analyses according to EPA, NIOSH or OSHA-approved analytical methods. Centek Laboratories is dedicated to providing quality analyses and exceptional customer service. Samples were analyzed using the methods outlined in the following references:

Compendium of Methods for the Determination of Toxic Organic Compounds, Compendium Method TO-15, January 1999.

Analytical results relate to samples as received at laboratory. We do our best to make our reporting format clear and understandable and hope you are thoroughly satisfied with our services.

Please contact your client service representative at (315) 431-9730 or myself, if you would like any additional information regarding this report.

Thank you for using Centek Laboratories. This report can not be reproduced except in its

entirety, without prior written authorization.

Sincerely,

William Dobbin
Lead Technical Director

Disclaimer: The test results and procedures utilized, and laboratory interpretations of the data obtained by Centek as contained in this report are believed by Centek to be accurate and reliable for sample(s) tested. In accepting this report, the customer agrees that the full extent of any and all liability for actual and consequential damages of Centek for the services performed shall be equal to the fee charged to the customer for the services as liquidated damages.

Centek Laboratories, LLC Terms and Conditions

Sample Submission

All samples sent to Centek Laboratories should be accompanied by our Request for Analysis Form or Chain of Custody Form. A Chain of Custody will be provided with each order shipped for all sampling events, or if needed, one is available at our website www.CentekLabs.com. Samples received after 3:00pm are considered to be a part of the next day's business.

Sample Media

Samples can be collected in an canister or a Tedlar bag. Depending on your analytical needs, Centek Laboratories may receive a bulk, liquid, soil or other matrix sample for headspace analysis.

Blanks

Every sample is run with a surrogate or tracer compound at a pre-established concentration. The surrogate compound run with each sample is used as a standard to measure the performance of each run of the instrument. If required, a Minican can be provided containing nitrogen to be run as a trip blank with your samples.

Sampling Equipment

Centek Laboratories will be happy to provide the canisters to carry-out your sampling event at no charge. The necessary accessories, such as regulators, tubing or personal sampling belts, are also provided to meet your sampling needs. The customer is responsible for all shipping charges to the client's destination and return shipping to the laboratory. Client assumes all responsibility for lost, stolen and any dameges of equipment.

Turn Around time (TAT)

Centek Laboratories will provide results to its clients in one business-week by 6:00pm EST after receipt of samples. For example, if samples are received on a Monday they are due on the following Monday by 6:00pm EST. Results are faxed or emailed to the requested location indicated on the Chain of Custody. Non-routine analysis may require more than the one business-week turnaround time. Please confirm non-routine sample turnaround times.

Reporting

Results are emailed or faxed at no additional charge. A hard copy of the result report is mailed

within 24 hours of the faxing or emailing of your results. Cat "B" like packages are within 3-4 weeks from time of analysis. Standard Electronic Disk Deliverables (EDD) is also available at no additional charge.

Payment Terms

Payment for all purchases shall be due within 30 days from date of invoice. The client agrees to pay a finance charge of 1.5% per month on the overdue balance and cost of collection, including attorney fees, if collection proceedings are necessary. You must have a completed credit application on file to extend credit. Purchase orders or checks information must be submitted for us to release results

Rush Turnaround Samples

Expedited turn around times is available. Please confirm rush turnaround times with Client Services before submitting samples.

Applicable Surcharges for Rush Turnaround Samples:
Same day TAT = 200%
Next business day TAT by Noon = 150%
Next business day TAT by 6:00pm = 100%
Second business day TAT by 6:00pm = 75%
Third business day TAT by 6:00pm = 50%
Fourth business day TAT by 6:00pm = 35%
Fifth business day = Standard

Statement of Confidentiality

Centek Laboratories, LLC is aware of the importance of the confidentiality of results to many of our clients. Your name and data will be held in the strictest of confidence. We will not accept business that may constitute a conflict of interest. We commonly sign Confidential Nondisclosure Agreements with clients prior to beginning work. All research, results and reports will be kept strictly confidential. Secrecy Agreements and Disclosure Statements will be signed for the client if so specified. Results will be provided only to the addressee specified on the Chain of Custody Form submitted with the samples unless law requires release. Written permission is required from the addressee to release results to any other party.

Limitation on Liability

Centek Laboratories, LLC warrants the test results to be accurate to the methodology and sample type for each sample submitted to Centek Laboratories, LLC. In no event shall Centek Laboratories, LLC be liable for direct, indirect, special, punitive, incidental, exemplary or consequential damages, or any damages whatsoever, even if Centek Laboratories, LLC has been previously advised of the possibility of such damages whether in an action under contract, negligence, or any other theory, arising out of or in connection with the use, inability to use or performance of the information, services, products and materials available from the laboratory or this site. These limitations shall apply notwithstanding any failure of essential purpose of any limited remedy. Because some jurisdictions do not allow limitations on how long an implied warranty lasts, or the exclusion or limitation of liability for consequential or incidental damages, the above limitations may not apply to you. This is a comprehensive limitation of liability that applies to all damages of any kind, including (without limitation) compensatory, direct, indirect or consequential damages, loss of data, income or profit and or loss of or damage to property and claims of third parties.

ASP CAT B DELIVERABLE PACKAGE
Table of Contents

1. Package Review Check List

2. Case Narrative
   a. Corrective actions

3. Sample Summary Form

4. Sample Tracking Form

5. Bottle Order

6. Analytical Results
   a. Form 1

7. Quality Control Summary
   a. Qc Summary Report
   b. IS Summary Report
   c. MB Summary Report
   d. LCS Summary Report
   e. MSD Summary Report
   f. IDL's
   g. Calculation

8. Sample Data
   a. Form 1 (if requested) TIC's
   b. Quantitation Report with Spectra

9. Standards Data
   a. Initial Calibration with Quant Report
   b. Continuing Calibration with Quant Report

10. Raw Data
    a. Tuning Data

11. Raw QC Data
    a. Method Blank
    b. LCS
    c. MS/MSD

12. Log Books
    a. Injection Log Book
    b. Standards Log Book
    c. QC Canister Log Book

CENTEK LABORATORIES, LLC

Date: *09-May-12*

CLIENT: Arcadis
Project: LMC Corp Utica
Lab Order: C1204029

CASE NARRATIVE

All method blanks, laboratory spikes, and/or matrix spikes met quality assurance objective except as indicated in the corrective action report(s). All samples were received and analyzed within the EPA recommended holding times. Test results are not Method Blank (MB) corrected for contamination. Samples were analyzed using the methods outlined in the following references:

Compendium of Methods for the Determination of Toxic Organic Compounds, Compendium Method TO-15, January 1999.

See Corrective Action: [2485] Continuing calibration did not meet criteria
See Corrective Action: [2486] IS did not meet criteria.

Centek Laboratories, LLC

Corrective Action Report

Date Initiated: 18-Apr-12 **Corrective Action Report ID:** 2485

Initiated By: Russell Pellegrino **Department:** MSVOA

Corrective Action Description

CAR Summary: Continuing calibration did not meet criteria

Description of Nonconformance: Continuing calibration did not meet criteria on 4/18/12 for 1,2,4-TCB & hexachlorocyclopentadiene. The compound was more sensitive and was not found in the associated samples.

Description of Corrective Action: Since the compound is more sensitive and is not detected for the associated samples than continue with analysis. Compounds did meet criteria in the associated LCS.

Performed By: Russell Pellegrino **Completion Date:** 19-Apr-12

Client Notification

Client Notification Required: No **Notified By:**

Comment:

Quality Assurance Review

Nonconformance Type: Deficiency

Further Action required by QA: At this time no further corrective action taken. All sets of data submitted. Recalibrate the system if compounds remain outside criteria.

Approval and Closure

Technical Director / Deputy Tech. Dir.: William Dobbin Close Date: 20-Apr-12

QA Officer Approval: Nick Scala QA Date: 20-Apr-12

Last Updated BY russ2 Updated: 09-May-2012 4:17 PM Reported: 09-May-2012 4:17 P

Centek Laboratories, LLC

Corrective Action Report

Date Initiated: 18-Apr-12 **Corrective Action Report ID:** 2486

Initiated By: Russell Pellegrino **Department:** MSVOA

Corrective Action Description

CAR Summary: IS did not meet criteria.

Description of Nonconformance: IS was high and did not meet criteria for samples C1204029-006. Based on the chromatographic evidence this is most likely due to matrix interference.

Description of Corrective Action: Sample was analyzed further as a dilution with result meeting criteria. All other QC met criteria.

Performed By: Russell Pellegrino **Completion Date:** 19-Apr-12

Client Notification

Client Notification Required: No **Notified By:**

Comment:

Quality Assurance Review

Nonconformance Type: Deficiency

Further Action required by QA: No further corrective action taken. All sets of data submitted

Approval and Closure

Technical Director / Deputy Tech. Dir.: William Dobbin Close Date: 20-Apr-12

QA Officer Approval: Nick Scala QA Date: 20-Apr-12

Last Updated BY russ2 Updated: 09-May-2012 4:19 PM Reported: 09-May-2012 4:19 P

ARCADIS
Infrastructure, environment, buildings

ID#:

CHAIN OF CUSTODY & LABORATORY ANALYSIS REQUEST FORM

Page 1 of 1

Lab Work Order #

10

Send Results to:

Contact & Company Name: Arcadis Jeff Bonstead
Telephone: 516-250-7384
Address: 855 Route 146
Fax: 516-250-7301
City: Clifton Park State: NY Zip: 12065
E-mail Address: Jeffrey.Bonstead@Arcadis-us.com
Project Name/Location (City, State): LMC Alfred
Project #: NJ001037.1.1
Sampler's Printed Name: Daniel Zuch
Sampler's Signature:

Sample ID	Collection Date	Collection Time	Type (✓) Comp	Type (✓) Grab	Matrix	Preservative	Filtered (✓)	# of Containers	Container Information	Start Time	Start Pressure	End Time	End Pressure	Analysis TO-15	Canister #	Regulator #	REMARKS
WL-VP-1	4/13/12	1017		X	Air					1017	-30	1153	-5	X	232	184	
WL-VP-2		1033								1033	-26	1210	-5	X	555	294	
WL-VP-3		1052								1052	-29	1243	-5	X	496	146	
WL-VP-4		1107								1107	-32	1255	-3.5	X	544	155	
WL-VP-5		1125								1125	-26	1300	-3	X	~~364~~	113	
WL-VP-6		1140								1140	-29	1320	-3.25	X	~~398~~	86	⇒ Can & Reg # maybe Reversed.
AMB-041312		0955								0955	-30	1345	-16	X	161	153	
DUP-041312	↓	/		↓	↓					/	-28	/	0	X	359	69	

Keys

Preservation Key:
A. H_2SO_4
B. HCL
C. HNO_3
D. NaOH
E. None
F. Other: _____
G. Other: _____
H. Other: _____

Container Information Key:
1. 40 ml Vial
2. 1 L Amber
3. 250 ml Plastic
4. 500 ml Plastic
5. Encore
6. 2 oz. Glass
7. 4 oz. Glass
8. 8 oz. Glass
9. Other: _____
10. Other: _____

Matrix Key:
SO - Soil, SE - Sediment, NL - NAPL/Oil
W - Water, SL - Sludge, SW - Sample Wipe
T - Tissue, A - Air, Other: _____

Special Instructions/Comments: Please Report Results to Jeff Bonstead

☐ Special QA/QC Instructions(✓):

C1204029

Laboratory Information and Receipt		Relinquished By	Received By	Relinquished By	Laboratory Received By
Lab Name:	Cooler Custody Seal (✓)	Printed Name: Daniel Zuch	Printed Name: Jeff Scala	Printed Name:	Printed Name:
☐ Cooler packed with ice (✓)	☐ Intact ☐ Not Intact	Signature:	Signature:	Signature:	Signature:
Specify Turnaround Requirements:	Sample Receipt:	Firm: Arcadis	Firm/Courier: Centek Labs	Firm/Courier:	Firm:
Shipping Tracking #:	Condition/Cooler Temp: _____	Date/Time: 1400 4/13/12	Date/Time: 4-13-12 1400	Date/Time:	Date/Time:

Centek Laboratories, LLC

CENTEK LABORATORIES, LLC

Date: *09-May-12*

CLIENT: Arcadis
Project: LMC Corp Utica
Lab Order: C1204029

Work Order Sample Summary

Lab Sample ID	Client Sample ID	Tag Number	Collection Date	Date Received
C1204029-001A	WL-VP-1	232,184	4/13/2012	4/13/2012
C1204029-002A	WL-VP-2	555,294	4/13/2012	4/13/2012
C1204029-003A	WL-VP-3	496,146	4/13/2012	4/13/2012
C1204029-004A	WL-VP-4	544,155	4/13/2012	4/13/2012
C1204029-005A	WL-VP-5	222,113	4/13/2012	4/13/2012
C1204029-006A	WL-VP-6	86,398	4/13/2012	4/13/2012
C1204029-007A	AMB-041312	131,153	4/13/2012	4/13/2012

CLIENT:	Arcadis
Project:	LMC Corp Utica
Lab Order:	C1204029

Work Order Sample Summary

Lab Sample ID	Client Sample ID	Tag Number	Collection Date	Date Received
C1204029-008A	DUP-041212	359,69	4/13/2012	4/13/2012

CENTEK LABORATORIES, LLC

Sample Receipt Checklist

Client Name: **ARCADIS - ALBANY**

Date and Time Received: **4/13/2012**

Work Order Number **C1204029**

Received by: JDS

Checklist completed by: _____ 4/13/12
Signature Date

Reviewed by: _____ 4-13-12
Initials Date

Matrix:

Carrier name: Courier (Centek)

Shipping container/cooler in good condition?	Yes ☑	No ☐	Not Present ☐
Custody seals intact on shippping container/cooler?	Yes ☐	No ☐	Not Present ☑
Custody seals intact on sample bottles?	Yes ☐	No ☐	Not Present ☑
Chain of custody present?	Yes ☑	No ☐	
Chain of custody signed when relinquished and received?	Yes ☑	No ☐	
Chain of custody agrees with sample labels?	Yes ☑	No ☐	
Samples in proper container/bottle?	Yes ☑	No ☐	
Sample containers intact?	Yes ☑	No ☐	
Sufficient sample volume for indicated test?	Yes ☑	No ☐	
All samples received within holding time?	Yes ☑	No ☐	
Container/Temp Blank temperature in compliance?	Yes ☑	No ☐	
Water - VOA vials have zero headspace?	No VOA vials submitted ☑	Yes ☐	No ☐
Water - pH acceptable upon receipt?	Yes ☐	No ☑	

Adjusted? _____ Checked by _____

Any No and/or NA (not applicable) response must be detailed in the comments section below.

Client contacted: _____ Date contacted: _____ Person contacted: _____

Contacted by: _____ Regarding: _____

Comments: _____

_____

_____

Corrective Action: _____

_____

_____

Lab Order: C1204029
Client: Arcadis
Project: LMC Corp Utica

DATES REPORT

Sample ID	Client Sample ID	Collection Date	Matrix	Test Name	TCLP Date	Prep Date	Analysis Date
C1204029-001A	WL-VP-1	4/13/2012	Air	1ug/M3 by Method TO15			4/19/2012
				1ug/M3 by Method TO15			4/19/2012
C1204029-002A	WL-VP-2			1ug/M3 by Method TO15			4/19/2012
				1ug/M3 by Method TO15			4/19/2012
C1204029-003A	WL-VP-3			1ug/M3 by Method TO15			4/19/2012
				1ug/M3 by Method TO15			4/19/2012
C1204029-004A	WL-VP-4			1ug/M3 by Method TO15			4/19/2012
				1ug/M3 by Method TO15			4/19/2012
C1204029-005A	WL-VP-5			1ug/M3 by Method TO15			4/19/2012
				1ug/M3 by Method TO15			4/20/2012
				1ug/M3 by Method TO15			4/19/2012
C1204029-006A	WL-VP-6			1ug/M3 by Method TO15			4/19/2012
				1ug/M3 by Method TO15			4/20/2012
				1ug/M3 by Method TO15			4/20/2012
C1204029-007A	AMB-041312			1ug/M3 by Method TO15			4/18/2012
				1ug/M3 by Method TO15			4/18/2012
C1204029-008A	DUP-041212			1ug/M3 by Method TO15			4/18/2012
				1ug/M3 by Method TO15			4/18/2012

Centek Laboratories, LLC

CENTEK LABORATORIES, LLC
Air Quality Testing...It's a Gas
143 Midler Park Drive * Syracuse, NY 13206
TEL: 315-431-9730 * FAX: 315-431-9731

CANISTER ORDER

2959

08-May-12

SHIPPED TO:

Company: Arcadis
Contact: Mr. Jeffrey Bonsteel
Address: 855 Route 146, Suite 210
Clifton Park, NY 12065
Phone: 518.250.7389
Quote ID: 0
Project:

Submitted By:
MadeBy: js

Ship Date: 4/10/2012
VIA: FedEx
Due Date: 4/12/2012

Bottle Code	Bottle Type	TEST(s)	QTY
MC1000CC	1L Mini-Can	1ug/M3 by Method TO15	14

Can / Reg ID	Description
783	Shipping Cooler XS
222	1L Mini-Can - 1184 VI
555	1L Mini-Can - 123
496	1L Mini-Can - 1388
539	1L Mini-Can - 107
86	1L Mini-Can - 1091 VI
136	1L Mini-Can - 1110 VI
146	Time-Set Reg - 641 VI
153	Time-Set Reg - 648 VI
155	Time-Set Reg - 650 VI
544	1L Mini-Can - 112
479	1L Mini-Can - 1381
457	1L Mini-Can - 1360 VI
364	1L Mini-Can - 1313 VI
232	1L Mini-Can - 1163 VI
398	Time-Set Reg - 777 VI
415	1L Mini-Can
359	1L Mini-Can - 1308 VI
161	1L Mini-Can - 1131 VI
184	Time-Set Reg - 810R VI
260	Time-Set Reg - 698 VI

Comments: **UPDATE**6 MORE (1L) - 1REG @ 2hrs + 1REG @ 8hrs (delivered to Dan Zuck on Thursday 4/10/12WAC 041012 A-f

GC/MS VOLATILES-WHOLE AIR

METHOD TO-15

ANALYTICAL RESULTS

Centek Laboratories, LLC

Date: *27-Apr-12*

CLIENT:	Arcadis	**Client Sample ID:**	WL-VP-1
Lab Order:	C1204029	**Tag Number:**	232,184
Project:	LMC Corp Utica	**Collection Date:**	4/13/2012
Lab ID:	C1204029-001A	**Matrix:**	AIR

Analyses	Result	**Limit	Qual	Units	DF	Date Analyzed
FIELD PARAMETERS		FLD				Analyst:
Lab Vacuum In	-5			"Hg		4/13/2012
Lab Vacuum Out	-30			"Hg		4/13/2012
1UG/M3 BY METHOD TO15		TO-15				Analyst: RJP
1,1,1-Trichloroethane	< 0.15	0.15		ppbV	1	4/19/2012 3:09:00 AM
1,1,2,2-Tetrachloroethane	< 0.15	0.15		ppbV	1	4/19/2012 3:09:00 AM
1,1,2-Trichloroethane	< 0.15	0.15		ppbV	1	4/19/2012 3:09:00 AM
1,1-Dichloroethane	< 0.15	0.15		ppbV	1	4/19/2012 3:09:00 AM
1,1-Dichloroethene	< 0.15	0.15		ppbV	1	4/19/2012 3:09:00 AM
1,2,4-Trichlorobenzene	< 0.15	0.15		ppbV	1	4/19/2012 3:09:00 AM
1,2,4-Trimethylbenzene	0.67	0.15		ppbV	1	4/19/2012 3:09:00 AM
1,2-Dibromoethane	< 0.15	0.15		ppbV	1	4/19/2012 3:09:00 AM
1,2-Dichlorobenzene	< 0.15	0.15		ppbV	1	4/19/2012 3:09:00 AM
1,2-Dichloroethane	< 0.15	0.15		ppbV	1	4/19/2012 3:09:00 AM
1,2-Dichloropropane	< 0.15	0.15		ppbV	1	4/19/2012 3:09:00 AM
1,3,5-Trimethylbenzene	0.22	0.15		ppbV	1	4/19/2012 3:09:00 AM
1,3-butadiene	< 0.15	0.15		ppbV	1	4/19/2012 3:09:00 AM
1,3-Dichlorobenzene	0.10	0.15	J	ppbV	1	4/19/2012 3:09:00 AM
1,4-Dichlorobenzene	< 0.15	0.15		ppbV	1	4/19/2012 3:09:00 AM
1,4-Dioxane	< 0.30	0.30		ppbV	1	4/19/2012 3:09:00 AM
2,2,4-trimethylpentane	0.42	0.15		ppbV	1	4/19/2012 3:09:00 AM
4-ethyltoluene	0.22	0.15		ppbV	1	4/19/2012 3:09:00 AM
Acetone	43	6.0		ppbV	20	4/19/2012 5:17:00 AM
Allyl chloride	< 0.15	0.15		ppbV	1	4/19/2012 3:09:00 AM
Benzene	1.0	0.15		ppbV	1	4/19/2012 3:09:00 AM
Benzyl chloride	< 0.15	0.15		ppbV	1	4/19/2012 3:09:00 AM
Bromodichloromethane	< 0.15	0.15		ppbV	1	4/19/2012 3:09:00 AM
Bromoform	< 0.15	0.15		ppbV	1	4/19/2012 3:09:00 AM
Bromomethane	< 0.15	0.15		ppbV	1	4/19/2012 3:09:00 AM
Carbon disulfide	13	3.0		ppbV	20	4/19/2012 5:17:00 AM
Carbon tetrachloride	< 0.15	0.15		ppbV	1	4/19/2012 3:09:00 AM
Chlorobenzene	< 0.15	0.15		ppbV	1	4/19/2012 3:09:00 AM
Chloroethane	< 0.15	0.15		ppbV	1	4/19/2012 3:09:00 AM
Chloroform	< 0.15	0.15		ppbV	1	4/19/2012 3:09:00 AM
Chloromethane	< 0.15	0.15		ppbV	1	4/19/2012 3:09:00 AM
cis-1,2-Dichloroethene	< 0.15	0.15		ppbV	1	4/19/2012 3:09:00 AM
cis-1,3-Dichloropropene	< 0.15	0.15		ppbV	1	4/19/2012 3:09:00 AM
Cyclohexane	< 0.15	0.15		ppbV	1	4/19/2012 3:09:00 AM
Dibromochloromethane	< 0.15	0.15		ppbV	1	4/19/2012 3:09:00 AM
Ethyl acetate	< 0.25	0.25		ppbV	1	4/19/2012 3:09:00 AM

Qualifiers:

**	Reporting Limit	.	Results reported are not blank corrected
B	Analyte detected in the associated Method Blank	E	Value above quantitation range
H	Holding times for preparation or analysis exceeded	J	Analyte detected at or below quantitation limits
JN	Non-routine analyte. Quantitation estimated.	ND	Not Detected at the Reporting Limit
S	Spike Recovery outside accepted recovery limits		

Centek Laboratories, LLC

Date: *27-Apr-12*

CLIENT:	Arcadis	**Client Sample ID:**	WL-VP-1
Lab Order:	C1204029	**Tag Number:**	232,184
Project:	LMC Corp Utica	**Collection Date:**	4/13/2012
Lab ID:	C1204029-001A	**Matrix:**	AIR

Analyses	Result	**Limit	Qual	Units	DF	Date Analyzed
1UG/M3 BY METHOD TO15		TO-15				Analyst: RJP
Ethylbenzene	3.4	3.0		ppbV	20	4/19/2012 5:17:00 AM
Freon 11	0.23	0.15		ppbV	1	4/19/2012 3:09:00 AM
Freon 113	0.15	0.15		ppbV	1	4/19/2012 3:09:00 AM
Freon 114	< 0.15	0.15		ppbV	1	4/19/2012 3:09:00 AM
Freon 12	0.59	0.15		ppbV	1	4/19/2012 3:09:00 AM
Heptane	0.77	0.15		ppbV	1	4/19/2012 3:09:00 AM
Hexachloro-1,3-butadiene	< 0.15	0.15		ppbV	1	4/19/2012 3:09:00 AM
Hexane	< 0.15	0.15		ppbV	1	4/19/2012 3:09:00 AM
Isopropyl alcohol	5.4	3.0		ppbV	20	4/19/2012 5:17:00 AM
m&p-Xylene	9.0	6.0		ppbV	20	4/19/2012 5:17:00 AM
Methyl Butyl Ketone	< 0.30	0.30		ppbV	1	4/19/2012 3:09:00 AM
Methyl Ethyl Ketone	1.1	0.30		ppbV	1	4/19/2012 3:09:00 AM
Methyl Isobutyl Ketone	< 0.30	0.30		ppbV	1	4/19/2012 3:09:00 AM
Methyl tert-butyl ether	< 0.15	0.15		ppbV	1	4/19/2012 3:09:00 AM
Methylene chloride	< 0.15	0.15		ppbV	1	4/19/2012 3:09:00 AM
o-Xylene	3.2	3.0		ppbV	20	4/19/2012 5:17:00 AM
Propylene	< 0.15	0.15		ppbV	1	4/19/2012 3:09:00 AM
Styrene	< 0.15	0.15		ppbV	1	4/19/2012 3:09:00 AM
Tetrachloroethylene	1.0	0.15		ppbV	1	4/19/2012 3:09:00 AM
Tetrahydrofuran	< 0.15	0.15		ppbV	1	4/19/2012 3:09:00 AM
Toluene	7.2	3.0		ppbV	20	4/19/2012 5:17:00 AM
trans-1,2-Dichloroethene	< 0.15	0.15		ppbV	1	4/19/2012 3:09:00 AM
trans-1,3-Dichloropropene	< 0.15	0.15		ppbV	1	4/19/2012 3:09:00 AM
Trichloroethene	0.33	0.15		ppbV	1	4/19/2012 3:09:00 AM
Vinyl acetate	< 0.15	0.15		ppbV	1	4/19/2012 3:09:00 AM
Vinyl Bromide	< 0.15	0.15		ppbV	1	4/19/2012 3:09:00 AM
Vinyl chloride	< 0.15	0.15		ppbV	1	4/19/2012 3:09:00 AM
Surr: Bromofluorobenzene	118	70-130		%REC	1	4/19/2012 3:09:00 AM

Qualifiers:

**	Reporting Limit	.	Results reported are not blank corrected
B	Analyte detected in the associated Method Blank	E	Value above quantitation range
H	Holding times for preparation or analysis exceeded	J	Analyte detected at or below quantitation limits
JN	Non-routine analyte. Quantitation estimated.	ND	Not Detected at the Reporting Limit
S	Spike Recovery outside accepted recovery limits		

Centek Laboratories, LLC

Date: *27-Apr-12*

CLIENT:	Arcadis	**Client Sample ID:**	WL-VP-1
Lab Order:	C1204029	**Tag Number:**	232,184
Project:	LMC Corp Utica	**Collection Date:**	4/13/2012
Lab ID:	C1204029-001A	**Matrix:**	AIR

Analyses	Result	**Limit	Qual	Units	DF	Date Analyzed
1UG/M3 BY METHOD TO15		**TO-15**				Analyst: **RJP**
1,1,1-Trichloroethane	< 0.83	0.83		ug/m3	1	4/19/2012 3:09:00 AM
1,1,2,2-Tetrachloroethane	< 1.0	1.0		ug/m3	1	4/19/2012 3:09:00 AM
1,1,2-Trichloroethane	< 0.83	0.83		ug/m3	1	4/19/2012 3:09:00 AM
1,1-Dichloroethane	< 0.62	0.62		ug/m3	1	4/19/2012 3:09:00 AM
1,1-Dichloroethene	< 0.60	0.60		ug/m3	1	4/19/2012 3:09:00 AM
1,2,4-Trichlorobenzene	< 1.1	1.1		ug/m3	1	4/19/2012 3:09:00 AM
1,2,4-Trimethylbenzene	3.3	0.75		ug/m3	1	4/19/2012 3:09:00 AM
1,2-Dibromoethane	< 1.2	1.2		ug/m3	1	4/19/2012 3:09:00 AM
1,2-Dichlorobenzene	< 0.92	0.92		ug/m3	1	4/19/2012 3:09:00 AM
1,2-Dichloroethane	< 0.62	0.62		ug/m3	1	4/19/2012 3:09:00 AM
1,2-Dichloropropane	< 0.70	0.70		ug/m3	1	4/19/2012 3:09:00 AM
1,3,5-Trimethylbenzene	1.1	0.75		ug/m3	1	4/19/2012 3:09:00 AM
1,3-butadiene	< 0.34	0.34		ug/m3	1	4/19/2012 3:09:00 AM
1,3-Dichlorobenzene	0.61	0.92	J	ug/m3	1	4/19/2012 3:09:00 AM
1,4-Dichlorobenzene	< 0.92	0.92		ug/m3	1	4/19/2012 3:09:00 AM
1,4-Dioxane	< 1.1	1.1		ug/m3	1	4/19/2012 3:09:00 AM
2,2,4-trimethylpentane	2.0	0.71		ug/m3	1	4/19/2012 3:09:00 AM
4-ethyltoluene	1.1	0.75		ug/m3	1	4/19/2012 3:09:00 AM
Acetone	100	14		ug/m3	20	4/19/2012 5:17:00 AM
Allyl chloride	< 0.48	0.48		ug/m3	1	4/19/2012 3:09:00 AM
Benzene	3.3	0.49		ug/m3	1	4/19/2012 3:09:00 AM
Benzyl chloride	< 0.88	0.88		ug/m3	1	4/19/2012 3:09:00 AM
Bromodichloromethane	< 1.0	1.0		ug/m3	1	4/19/2012 3:09:00 AM
Bromoform	< 1.6	1.6		ug/m3	1	4/19/2012 3:09:00 AM
Bromomethane	< 0.59	0.59		ug/m3	1	4/19/2012 3:09:00 AM
Carbon disulfide	42	9.5		ug/m3	20	4/19/2012 5:17:00 AM
Carbon tetrachloride	< 0.96	0.96		ug/m3	1	4/19/2012 3:09:00 AM
Chlorobenzene	< 0.70	0.70		ug/m3	1	4/19/2012 3:09:00 AM
Chloroethane	< 0.40	0.40		ug/m3	1	4/19/2012 3:09:00 AM
Chloroform	< 0.74	0.74		ug/m3	1	4/19/2012 3:09:00 AM
Chloromethane	< 0.31	0.31		ug/m3	1	4/19/2012 3:09:00 AM
cis-1,2-Dichloroethene	< 0.60	0.60		ug/m3	1	4/19/2012 3:09:00 AM
cis-1,3-Dichloropropene	< 0.69	0.69		ug/m3	1	4/19/2012 3:09:00 AM
Cyclohexane	< 0.52	0.52		ug/m3	1	4/19/2012 3:09:00 AM
Dibromochloromethane	< 1.3	1.3		ug/m3	1	4/19/2012 3:09:00 AM
Ethyl acetate	< 0.92	0.92		ug/m3	1	4/19/2012 3:09:00 AM
Ethylbenzene	15	13		ug/m3	20	4/19/2012 5:17:00 AM
Freon 11	1.3	0.86		ug/m3	1	4/19/2012 3:09:00 AM
Freon 113	1.2	1.2		ug/m3	1	4/19/2012 3:09:00 AM
Freon 114	< 1.1	1.1		ug/m3	1	4/19/2012 3:09:00 AM

Qualifiers:

**	Reporting Limit	.	Results reported are not blank corrected
B	Analyte detected in the associated Method Blank	E	Value above quantitation range
H	Holding times for preparation or analysis exceeded	J	Analyte detected at or below quantitation limits
JN	Non-routine analyte. Quantitation estimated.	ND	Not Detected at the Reporting Limit
S	Spike Recovery outside accepted recovery limits		

Centek Laboratories, LLC

Date: *27-Apr-12*

CLIENT:	Arcadis	**Client Sample ID:**	WL-VP-1
Lab Order:	C1204029	**Tag Number:**	232,184
Project:	LMC Corp Utica	**Collection Date:**	4/13/2012
Lab ID:	C1204029-001A	**Matrix:**	AIR

Analyses	Result	**Limit	Qual	Units	DF	Date Analyzed
1UG/M3 BY METHOD TO15		**TO-15**				Analyst: RJP
Freon 12	3.0	0.75		ug/m3	1	4/19/2012 3:09:00 AM
Heptane	3.2	0.62		ug/m3	1	4/19/2012 3:09:00 AM
Hexachloro-1,3-butadiene	< 1.6	1.6		ug/m3	1	4/19/2012 3:09:00 AM
Hexane	< 0.54	0.54		ug/m3	1	4/19/2012 3:09:00 AM
Isopropyl alcohol	13	7.5		ug/m3	20	4/19/2012 5:17:00 AM
m&p-Xylene	40	26		ug/m3	20	4/19/2012 5:17:00 AM
Methyl Butyl Ketone	< 1.2	1.2		ug/m3	1	4/19/2012 3:09:00 AM
Methyl Ethyl Ketone	3.3	0.90		ug/m3	1	4/19/2012 3:09:00 AM
Methyl Isobutyl Ketone	< 1.2	1.2		ug/m3	1	4/19/2012 3:09:00 AM
Methyl tert-butyl ether	< 0.55	0.55		ug/m3	1	4/19/2012 3:09:00 AM
Methylene chloride	< 0.53	0.53		ug/m3	1	4/19/2012 3:09:00 AM
o-Xylene	14	13		ug/m3	20	4/19/2012 5:17:00 AM
Propylene	< 0.26	0.26		ug/m3	1	4/19/2012 3:09:00 AM
Styrene	< 0.65	0.65		ug/m3	1	4/19/2012 3:09:00 AM
Tetrachloroethylene	7.0	1.0		ug/m3	1	4/19/2012 3:09:00 AM
Tetrahydrofuran	< 0.45	0.45		ug/m3	1	4/19/2012 3:09:00 AM
Toluene	28	11		ug/m3	20	4/19/2012 5:17:00 AM
trans-1,2-Dichloroethene	< 0.60	0.60		ug/m3	1	4/19/2012 3:09:00 AM
trans-1,3-Dichloropropene	< 0.69	0.69		ug/m3	1	4/19/2012 3:09:00 AM
Trichloroethene	1.8	0.82		ug/m3	1	4/19/2012 3:09:00 AM
Vinyl acetate	< 0.54	0.54		ug/m3	1	4/19/2012 3:09:00 AM
Vinyl Bromide	< 0.67	0.67		ug/m3	1	4/19/2012 3:09:00 AM
Vinyl chloride	< 0.39	0.39		ug/m3	1	4/19/2012 3:09:00 AM

Qualifiers:

**	Reporting Limit	.	Results reported are not blank corrected
B	Analyte detected in the associated Method Blank	E	Value above quantitation range
H	Holding times for preparation or analysis exceeded	J	Analyte detected at or below quantitation limits
JN	Non-routine analyte. Quantitation estimated.	ND	Not Detected at the Reporting Limit
S	Spike Recovery outside accepted recovery limits		

Centek Laboratories, LLC

Date: *27-Apr-12*

CLIENT:	Arcadis	**Client Sample ID:**	WL-VP-2
Lab Order:	C1204029	**Tag Number:**	555,294
Project:	LMC Corp Utica	**Collection Date:**	4/13/2012
Lab ID:	C1204029-002A	**Matrix:**	AIR

Analyses	Result	**Limit	Qual	Units	DF	Date Analyzed
FIELD PARAMETERS		FLD				Analyst:
Lab Vacuum In	-5			"Hg		4/13/2012
Lab Vacuum Out	-30			"Hg		4/13/2012
1UG/M3 BY METHOD TO15		TO-15				Analyst: RJP
1,1,1-Trichloroethane	< 0.15	0.15		ppbV	1	4/19/2012 3:41:00 AM
1,1,2,2-Tetrachloroethane	< 0.15	0.15		ppbV	1	4/19/2012 3:41:00 AM
1,1,2-Trichloroethane	< 0.15	0.15		ppbV	1	4/19/2012 3:41:00 AM
1,1-Dichloroethane	< 0.15	0.15		ppbV	1	4/19/2012 3:41:00 AM
1,1-Dichloroethene	< 0.15	0.15		ppbV	1	4/19/2012 3:41:00 AM
1,2,4-Trichlorobenzene	< 0.15	0.15		ppbV	1	4/19/2012 3:41:00 AM
1,2,4-Trimethylbenzene	0.82	0.15		ppbV	1	4/19/2012 3:41:00 AM
1,2-Dibromoethane	< 0.15	0.15		ppbV	1	4/19/2012 3:41:00 AM
1,2-Dichlorobenzene	< 0.15	0.15		ppbV	1	4/19/2012 3:41:00 AM
1,2-Dichloroethane	< 0.15	0.15		ppbV	1	4/19/2012 3:41:00 AM
1,2-Dichloropropane	< 0.15	0.15		ppbV	1	4/19/2012 3:41:00 AM
1,3,5-Trimethylbenzene	0.26	0.15		ppbV	1	4/19/2012 3:41:00 AM
1,3-butadiene	< 0.15	0.15		ppbV	1	4/19/2012 3:41:00 AM
1,3-Dichlorobenzene	< 0.15	0.15		ppbV	1	4/19/2012 3:41:00 AM
1,4-Dichlorobenzene	< 0.15	0.15		ppbV	1	4/19/2012 3:41:00 AM
1,4-Dioxane	< 0.30	0.30		ppbV	1	4/19/2012 3:41:00 AM
2,2,4-trimethylpentane	0.12	0.15	J	ppbV	1	4/19/2012 3:41:00 AM
4-ethyltoluene	0.28	0.15		ppbV	1	4/19/2012 3:41:00 AM
Acetone	87	6.0		ppbV	20	4/19/2012 5:48:00 AM
Allyl chloride	< 0.15	0.15		ppbV	1	4/19/2012 3:41:00 AM
Benzene	0.54	0.15		ppbV	1	4/19/2012 3:41:00 AM
Benzyl chloride	< 0.15	0.15		ppbV	1	4/19/2012 3:41:00 AM
Bromodichloromethane	< 0.15	0.15		ppbV	1	4/19/2012 3:41:00 AM
Bromoform	< 0.15	0.15		ppbV	1	4/19/2012 3:41:00 AM
Bromomethane	< 0.15	0.15		ppbV	1	4/19/2012 3:41:00 AM
Carbon disulfide	8.6	3.0		ppbV	20	4/19/2012 5:48:00 AM
Carbon tetrachloride	< 0.15	0.15		ppbV	1	4/19/2012 3:41:00 AM
Chlorobenzene	< 0.15	0.15		ppbV	1	4/19/2012 3:41:00 AM
Chloroethane	< 0.15	0.15		ppbV	1	4/19/2012 3:41:00 AM
Chloroform	< 0.15	0.15		ppbV	1	4/19/2012 3:41:00 AM
Chloromethane	< 0.15	0.15		ppbV	1	4/19/2012 3:41:00 AM
cis-1,2-Dichloroethene	< 0.15	0.15		ppbV	1	4/19/2012 3:41:00 AM
cis-1,3-Dichloropropene	< 0.15	0.15		ppbV	1	4/19/2012 3:41:00 AM
Cyclohexane	< 0.15	0.15		ppbV	1	4/19/2012 3:41:00 AM
Dibromochloromethane	< 0.15	0.15		ppbV	1	4/19/2012 3:41:00 AM
Ethyl acetate	< 0.25	0.25		ppbV	1	4/19/2012 3:41:00 AM

Qualifiers:

**	Reporting Limit	.	Results reported are not blank corrected
B	Analyte detected in the associated Method Blank	E	Value above quantitation range
H	Holding times for preparation or analysis exceeded	J	Analyte detected at or below quantitation limits
JN	Non-routine analyte. Quantitation estimated.	ND	Not Detected at the Reporting Limit
S	Spike Recovery outside accepted recovery limits		

Centek Laboratories, LLC

Date: *27-Apr-12*

CLIENT:	Arcadis	**Client Sample ID:**	WL-VP-2
Lab Order:	C1204029	**Tag Number:**	555,294
Project:	LMC Corp Utica	**Collection Date:**	4/13/2012
Lab ID:	C1204029-002A	**Matrix:**	AIR

Analyses	Result	**Limit	Qual	Units	DF	Date Analyzed
1UG/M3 BY METHOD TO15		**TO-15**				Analyst: **RJP**
Ethylbenzene	3.2	3.0		ppbV	20	4/19/2012 5:48:00 AM
Freon 11	0.24	0.15		ppbV	1	4/19/2012 3:41:00 AM
Freon 113	0.27	0.15		ppbV	1	4/19/2012 3:41:00 AM
Freon 114	< 0.15	0.15		ppbV	1	4/19/2012 3:41:00 AM
Freon 12	0.78	0.15		ppbV	1	4/19/2012 3:41:00 AM
Heptane	0.59	0.15		ppbV	1	4/19/2012 3:41:00 AM
Hexachloro-1,3-butadiene	< 0.15	0.15		ppbV	1	4/19/2012 3:41:00 AM
Hexane	< 0.15	0.15		ppbV	1	4/19/2012 3:41:00 AM
Isopropyl alcohol	< 0.15	0.15		ppbV	1	4/19/2012 3:41:00 AM
m&p-Xylene	9.0	6.0		ppbV	20	4/19/2012 5:48:00 AM
Methyl Butyl Ketone	< 0.30	0.30		ppbV	1	4/19/2012 3:41:00 AM
Methyl Ethyl Ketone	3.4	0.30		ppbV	1	4/19/2012 3:41:00 AM
Methyl Isobutyl Ketone	< 0.30	0.30		ppbV	1	4/19/2012 3:41:00 AM
Methyl tert-butyl ether	< 0.15	0.15		ppbV	1	4/19/2012 3:41:00 AM
Methylene chloride	0.14	0.15	J	ppbV	1	4/19/2012 3:41:00 AM
o-Xylene	2.8	3.0	J	ppbV	20	4/19/2012 5:48:00 AM
Propylene	< 0.15	0.15		ppbV	1	4/19/2012 3:41:00 AM
Styrene	< 0.15	0.15		ppbV	1	4/19/2012 3:41:00 AM
Tetrachloroethylene	1.3	0.15		ppbV	1	4/19/2012 3:41:00 AM
Tetrahydrofuran	< 0.15	0.15		ppbV	1	4/19/2012 3:41:00 AM
Toluene	7.4	3.0		ppbV	20	4/19/2012 5:48:00 AM
trans-1,2-Dichloroethene	< 0.15	0.15		ppbV	1	4/19/2012 3:41:00 AM
trans-1,3-Dichloropropene	< 0.15	0.15		ppbV	1	4/19/2012 3:41:00 AM
Trichloroethene	0.24	0.15		ppbV	1	4/19/2012 3:41:00 AM
Vinyl acetate	< 0.15	0.15		ppbV	1	4/19/2012 3:41:00 AM
Vinyl Bromide	< 0.15	0.15		ppbV	1	4/19/2012 3:41:00 AM
Vinyl chloride	< 0.15	0.15		ppbV	1	4/19/2012 3:41:00 AM
Surr: Bromofluorobenzene	122	70-130		%REC	1	4/19/2012 3:41:00 AM

Qualifiers:

**	Reporting Limit	.	Results reported are not blank corrected
B	Analyte detected in the associated Method Blank	E	Value above quantitation range
H	Holding times for preparation or analysis exceeded	J	Analyte detected at or below quantitation limits
JN	Non-routine analyte. Quantitation estimated.	ND	Not Detected at the Reporting Limit
S	Spike Recovery outside accepted recovery limits		

Centek Laboratories, LLC

Date: *27-Apr-12*

CLIENT:	Arcadis	**Client Sample ID:**	WL-VP-2
Lab Order:	C1204029	**Tag Number:**	555,294
Project:	LMC Corp Utica	**Collection Date:**	4/13/2012
Lab ID:	C1204029-002A	**Matrix:**	AIR

Analyses	Result	**Limit	Qual	Units	DF	Date Analyzed
1UG/M3 BY METHOD TO15		**TO-15**				Analyst: RJP
1,1,1-Trichloroethane	< 0.83	0.83		ug/m3	1	4/19/2012 3:41:00 AM
1,1,2,2-Tetrachloroethane	< 1.0	1.0		ug/m3	1	4/19/2012 3:41:00 AM
1,1,2-Trichloroethane	< 0.83	0.83		ug/m3	1	4/19/2012 3:41:00 AM
1,1-Dichloroethane	< 0.62	0.62		ug/m3	1	4/19/2012 3:41:00 AM
1,1-Dichloroethene	< 0.60	0.60		ug/m3	1	4/19/2012 3:41:00 AM
1,2,4-Trichlorobenzene	< 1.1	1.1		ug/m3	1	4/19/2012 3:41:00 AM
1,2,4-Trimethylbenzene	4.1	0.75		ug/m3	1	4/19/2012 3:41:00 AM
1,2-Dibromoethane	< 1.2	1.2		ug/m3	1	4/19/2012 3:41:00 AM
1,2-Dichlorobenzene	< 0.92	0.92		ug/m3	1	4/19/2012 3:41:00 AM
1,2-Dichloroethane	< 0.62	0.62		ug/m3	1	4/19/2012 3:41:00 AM
1,2-Dichloropropane	< 0.70	0.70		ug/m3	1	4/19/2012 3:41:00 AM
1,3,5-Trimethylbenzene	1.3	0.75		ug/m3	1	4/19/2012 3:41:00 AM
1,3-butadiene	< 0.34	0.34		ug/m3	1	4/19/2012 3:41:00 AM
1,3-Dichlorobenzene	< 0.92	0.92		ug/m3	1	4/19/2012 3:41:00 AM
1,4-Dichlorobenzene	< 0.92	0.92		ug/m3	1	4/19/2012 3:41:00 AM
1,4-Dioxane	< 1.1	1.1		ug/m3	1	4/19/2012 3:41:00 AM
2,2,4-trimethylpentane	0.57	0.71	J	ug/m3	1	4/19/2012 3:41:00 AM
4-ethyltoluene	1.4	0.75		ug/m3	1	4/19/2012 3:41:00 AM
Acetone	210	14		ug/m3	20	4/19/2012 5:48:00 AM
Allyl chloride	< 0.48	0.48		ug/m3	1	4/19/2012 3:41:00 AM
Benzene	1.8	0.49		ug/m3	1	4/19/2012 3:41:00 AM
Benzyl chloride	< 0.88	0.88		ug/m3	1	4/19/2012 3:41:00 AM
Bromodichloromethane	< 1.0	1.0		ug/m3	1	4/19/2012 3:41:00 AM
Bromoform	< 1.6	1.6		ug/m3	1	4/19/2012 3:41:00 AM
Bromomethane	< 0.59	0.59		ug/m3	1	4/19/2012 3:41:00 AM
Carbon disulfide	27	9.5		ug/m3	20	4/19/2012 5:48:00 AM
Carbon tetrachloride	< 0.96	0.96		ug/m3	1	4/19/2012 3:41:00 AM
Chlorobenzene	< 0.70	0.70		ug/m3	1	4/19/2012 3:41:00 AM
Chloroethane	< 0.40	0.40		ug/m3	1	4/19/2012 3:41:00 AM
Chloroform	< 0.74	0.74		ug/m3	1	4/19/2012 3:41:00 AM
Chloromethane	< 0.31	0.31		ug/m3	1	4/19/2012 3:41:00 AM
cis-1,2-Dichloroethene	< 0.60	0.60		ug/m3	1	4/19/2012 3:41:00 AM
cis-1,3-Dichloropropene	< 0.69	0.69		ug/m3	1	4/19/2012 3:41:00 AM
Cyclohexane	< 0.52	0.52		ug/m3	1	4/19/2012 3:41:00 AM
Dibromochloromethane	< 1.3	1.3		ug/m3	1	4/19/2012 3:41:00 AM
Ethyl acetate	< 0.92	0.92		ug/m3	1	4/19/2012 3:41:00 AM
Ethylbenzene	14	13		ug/m3	20	4/19/2012 5:48:00 AM
Freon 11	1.4	0.86		ug/m3	1	4/19/2012 3:41:00 AM
Freon 113	2.1	1.2		ug/m3	1	4/19/2012 3:41:00 AM
Freon 114	< 1.1	1.1		ug/m3	1	4/19/2012 3:41:00 AM

Qualifiers:

**	Reporting Limit	.	Results reported are not blank corrected
B	Analyte detected in the associated Method Blank	E	Value above quantitation range
H	Holding times for preparation or analysis exceeded	J	Analyte detected at or below quantitation limits
JN	Non-routine analyte. Quantitation estimated.	ND	Not Detected at the Reporting Limit
S	Spike Recovery outside accepted recovery limits		

Centek Laboratories, LLC

Date: *27-Apr-12*

CLIENT:	Arcadis	**Client Sample ID:**	WL-VP-2
Lab Order:	C1204029	**Tag Number:**	555,294
Project:	LMC Corp Utica	**Collection Date:**	4/13/2012
Lab ID:	C1204029-002A	**Matrix:**	AIR

Analyses	Result	**Limit	Qual	Units	DF	Date Analyzed
1UG/M3 BY METHOD TO15		**TO-15**				Analyst: RJP
Freon 12	3.9	0.75		ug/m3	1	4/19/2012 3:41:00 AM
Heptane	2.5	0.62		ug/m3	1	4/19/2012 3:41:00 AM
Hexachloro-1,3-butadiene	< 1.6	1.6		ug/m3	1	4/19/2012 3:41:00 AM
Hexane	< 0.54	0.54		ug/m3	1	4/19/2012 3:41:00 AM
Isopropyl alcohol	< 0.37	0.37		ug/m3	1	4/19/2012 3:41:00 AM
m&p-Xylene	40	26		ug/m3	20	4/19/2012 5:48:00 AM
Methyl Butyl Ketone	< 1.2	1.2		ug/m3	1	4/19/2012 3:41:00 AM
Methyl Ethyl Ketone	10	0.90		ug/m3	1	4/19/2012 3:41:00 AM
Methyl Isobutyl Ketone	< 1.2	1.2		ug/m3	1	4/19/2012 3:41:00 AM
Methyl tert-butyl ether	< 0.55	0.55		ug/m3	1	4/19/2012 3:41:00 AM
Methylene chloride	0.49	0.53	J	ug/m3	1	4/19/2012 3:41:00 AM
o-Xylene	12	13	J	ug/m3	20	4/19/2012 5:48:00 AM
Propylene	< 0.26	0.26		ug/m3	1	4/19/2012 3:41:00 AM
Styrene	< 0.65	0.65		ug/m3	1	4/19/2012 3:41:00 AM
Tetrachloroethylene	9.2	1.0		ug/m3	1	4/19/2012 3:41:00 AM
Tetrahydrofuran	< 0.45	0.45		ug/m3	1	4/19/2012 3:41:00 AM
Toluene	28	11		ug/m3	20	4/19/2012 5:48:00 AM
trans-1,2-Dichloroethene	< 0.60	0.60		ug/m3	1	4/19/2012 3:41:00 AM
trans-1,3-Dichloropropene	< 0.69	0.69		ug/m3	1	4/19/2012 3:41:00 AM
Trichloroethene	1.3	0.82		ug/m3	1	4/19/2012 3:41:00 AM
Vinyl acetate	< 0.54	0.54		ug/m3	1	4/19/2012 3:41:00 AM
Vinyl Bromide	< 0.67	0.67		ug/m3	1	4/19/2012 3:41:00 AM
Vinyl chloride	< 0.39	0.39		ug/m3	1	4/19/2012 3:41:00 AM

Qualifiers:

**	Reporting Limit	.	Results reported are not blank corrected
B	Analyte detected in the associated Method Blank	E	Value above quantitation range
H	Holding times for preparation or analysis exceeded	J	Analyte detected at or below quantitation limits
JN	Non-routine analyte. Quantitation estimated.	ND	Not Detected at the Reporting Limit
S	Spike Recovery outside accepted recovery limits		

Centek Laboratories, LLC

Date: *27-Apr-12*

CLIENT:	Arcadis	**Client Sample ID:**	WL-VP-3
Lab Order:	C1204029	**Tag Number:**	496,146
Project:	LMC Corp Utica	**Collection Date:**	4/13/2012
Lab ID:	C1204029-003A	**Matrix:**	AIR

Analyses	Result	**Limit	Qual	Units	DF	Date Analyzed
FIELD PARAMETERS		FLD				Analyst:
Lab Vacuum In	-5			"Hg		4/13/2012
Lab Vacuum Out	-30			"Hg		4/13/2012
1UG/M3 BY METHOD TO15		TO-15				Analyst: RJP
1,1,1-Trichloroethane	< 0.15	0.15		ppbV	1	4/19/2012 4:13:00 AM
1,1,2,2-Tetrachloroethane	< 0.15	0.15		ppbV	1	4/19/2012 4:13:00 AM
1,1,2-Trichloroethane	< 0.15	0.15		ppbV	1	4/19/2012 4:13:00 AM
1,1-Dichloroethane	< 0.15	0.15		ppbV	1	4/19/2012 4:13:00 AM
1,1-Dichloroethene	< 0.15	0.15		ppbV	1	4/19/2012 4:13:00 AM
1,2,4-Trichlorobenzene	< 0.15	0.15		ppbV	1	4/19/2012 4:13:00 AM
1,2,4-Trimethylbenzene	0.63	0.15		ppbV	1	4/19/2012 4:13:00 AM
1,2-Dibromoethane	< 0.15	0.15		ppbV	1	4/19/2012 4:13:00 AM
1,2-Dichlorobenzene	< 0.15	0.15		ppbV	1	4/19/2012 4:13:00 AM
1,2-Dichloroethane	< 0.15	0.15		ppbV	1	4/19/2012 4:13:00 AM
1,2-Dichloropropane	< 0.15	0.15		ppbV	1	4/19/2012 4:13:00 AM
1,3,5-Trimethylbenzene	0.18	0.15		ppbV	1	4/19/2012 4:13:00 AM
1,3-butadiene	< 0.15	0.15		ppbV	1	4/19/2012 4:13:00 AM
1,3-Dichlorobenzene	< 0.15	0.15		ppbV	1	4/19/2012 4:13:00 AM
1,4-Dichlorobenzene	< 0.15	0.15		ppbV	1	4/19/2012 4:13:00 AM
1,4-Dioxane	< 0.30	0.30		ppbV	1	4/19/2012 4:13:00 AM
2,2,4-trimethylpentane	0.55	0.15		ppbV	1	4/19/2012 4:13:00 AM
4-ethyltoluene	0.19	0.15		ppbV	1	4/19/2012 4:13:00 AM
Acetone	51	6.0		ppbV	20	4/19/2012 6:19:00 AM
Allyl chloride	< 0.15	0.15		ppbV	1	4/19/2012 4:13:00 AM
Benzene	2.0	0.15		ppbV	1	4/19/2012 4:13:00 AM
Benzyl chloride	< 0.15	0.15		ppbV	1	4/19/2012 4:13:00 AM
Bromodichloromethane	< 0.15	0.15		ppbV	1	4/19/2012 4:13:00 AM
Bromoform	< 0.15	0.15		ppbV	1	4/19/2012 4:13:00 AM
Bromomethane	< 0.15	0.15		ppbV	1	4/19/2012 4:13:00 AM
Carbon disulfide	15	3.0		ppbV	20	4/19/2012 6:19:00 AM
Carbon tetrachloride	< 0.15	0.15		ppbV	1	4/19/2012 4:13:00 AM
Chlorobenzene	< 0.15	0.15		ppbV	1	4/19/2012 4:13:00 AM
Chloroethane	< 0.15	0.15		ppbV	1	4/19/2012 4:13:00 AM
Chloroform	< 0.15	0.15		ppbV	1	4/19/2012 4:13:00 AM
Chloromethane	< 0.15	0.15		ppbV	1	4/19/2012 4:13:00 AM
cis-1,2-Dichloroethene	< 0.15	0.15		ppbV	1	4/19/2012 4:13:00 AM
cis-1,3-Dichloropropene	< 0.15	0.15		ppbV	1	4/19/2012 4:13:00 AM
Cyclohexane	< 0.15	0.15		ppbV	1	4/19/2012 4:13:00 AM
Dibromochloromethane	< 0.15	0.15		ppbV	1	4/19/2012 4:13:00 AM
Ethyl acetate	< 0.25	0.25		ppbV	1	4/19/2012 4:13:00 AM

Qualifiers:

**	Reporting Limit	.	Results reported are not blank corrected
B	Analyte detected in the associated Method Blank	E	Value above quantitation range
H	Holding times for preparation or analysis exceeded	J	Analyte detected at or below quantitation limits
JN	Non-routine analyte. Quantitation estimated.	ND	Not Detected at the Reporting Limit
S	Spike Recovery outside accepted recovery limits		

Centek Laboratories, LLC

Date: *27-Apr-12*

CLIENT:	Arcadis	**Client Sample ID:**	WL-VP-3
Lab Order:	C1204029	**Tag Number:**	496,146
Project:	LMC Corp Utica	**Collection Date:**	4/13/2012
Lab ID:	C1204029-003A	**Matrix:**	AIR

Analyses	Result	**Limit	Qual	Units	DF	Date Analyzed
1UG/M3 BY METHOD TO15		**TO-15**				Analyst: **RJP**
Ethylbenzene	4.8	3.0		ppbV	20	4/19/2012 6:19:00 AM
Freon 11	0.23	0.15		ppbV	1	4/19/2012 4:13:00 AM
Freon 113	0.20	0.15		ppbV	1	4/19/2012 4:13:00 AM
Freon 114	< 0.15	0.15		ppbV	1	4/19/2012 4:13:00 AM
Freon 12	0.65	0.15		ppbV	1	4/19/2012 4:13:00 AM
Heptane	1.4	0.15		ppbV	1	4/19/2012 4:13:00 AM
Hexachloro-1,3-butadiene	< 0.15	0.15		ppbV	1	4/19/2012 4:13:00 AM
Hexane	< 0.15	0.15		ppbV	1	4/19/2012 4:13:00 AM
Isopropyl alcohol	< 0.15	0.15		ppbV	1	4/19/2012 4:13:00 AM
m&p-Xylene	12	6.0		ppbV	20	4/19/2012 6:19:00 AM
Methyl Butyl Ketone	< 0.30	0.30		ppbV	1	4/19/2012 4:13:00 AM
Methyl Ethyl Ketone	0.76	0.30		ppbV	1	4/19/2012 4:13:00 AM
Methyl Isobutyl Ketone	< 0.30	0.30		ppbV	1	4/19/2012 4:13:00 AM
Methyl tert-butyl ether	< 0.15	0.15		ppbV	1	4/19/2012 4:13:00 AM
Methylene chloride	< 0.15	0.15		ppbV	1	4/19/2012 4:13:00 AM
o-Xylene	3.6	3.0		ppbV	20	4/19/2012 6:19:00 AM
Propylene	< 0.15	0.15		ppbV	1	4/19/2012 4:13:00 AM
Styrene	< 0.15	0.15		ppbV	1	4/19/2012 4:13:00 AM
Tetrachloroethylene	6.2	3.0		ppbV	20	4/19/2012 6:19:00 AM
Tetrahydrofuran	< 0.15	0.15		ppbV	1	4/19/2012 4:13:00 AM
Toluene	17	3.0		ppbV	20	4/19/2012 6:19:00 AM
trans-1,2-Dichloroethene	< 0.15	0.15		ppbV	1	4/19/2012 4:13:00 AM
trans-1,3-Dichloropropene	< 0.15	0.15		ppbV	1	4/19/2012 4:13:00 AM
Trichloroethene	0.60	0.15		ppbV	1	4/19/2012 4:13:00 AM
Vinyl acetate	< 0.15	0.15		ppbV	1	4/19/2012 4:13:00 AM
Vinyl Bromide	< 0.15	0.15		ppbV	1	4/19/2012 4:13:00 AM
Vinyl chloride	< 0.15	0.15		ppbV	1	4/19/2012 4:13:00 AM
Surr: Bromofluorobenzene	105	70-130		%REC	1	4/19/2012 4:13:00 AM

Qualifiers:

**	Reporting Limit	.	Results reported are not blank corrected
B	Analyte detected in the associated Method Blank	E	Value above quantitation range
H	Holding times for preparation or analysis exceeded	J	Analyte detected at or below quantitation limits
JN	Non-routine analyte. Quantitation estimated.	ND	Not Detected at the Reporting Limit
S	Spike Recovery outside accepted recovery limits		

Centek Laboratories, LLC

Date: *27-Apr-12*

CLIENT:	Arcadis	**Client Sample ID:**	WL-VP-3
Lab Order:	C1204029	**Tag Number:**	496,146
Project:	LMC Corp Utica	**Collection Date:**	4/13/2012
Lab ID:	C1204029-003A	**Matrix:**	AIR

Analyses	Result	**Limit	Qual	Units	DF	Date Analyzed
1UG/M3 BY METHOD TO15		**TO-15**				Analyst: **RJP**
1,1,1-Trichloroethane	< 0.83	0.83		ug/m3	1	4/19/2012 4:13:00 AM
1,1,2,2-Tetrachloroethane	< 1.0	1.0		ug/m3	1	4/19/2012 4:13:00 AM
1,1,2-Trichloroethane	< 0.83	0.83		ug/m3	1	4/19/2012 4:13:00 AM
1,1-Dichloroethane	< 0.62	0.62		ug/m3	1	4/19/2012 4:13:00 AM
1,1-Dichloroethene	< 0.60	0.60		ug/m3	1	4/19/2012 4:13:00 AM
1,2,4-Trichlorobenzene	< 1.1	1.1		ug/m3	1	4/19/2012 4:13:00 AM
1,2,4-Trimethylbenzene	3.1	0.75		ug/m3	1	4/19/2012 4:13:00 AM
1,2-Dibromoethane	< 1.2	1.2		ug/m3	1	4/19/2012 4:13:00 AM
1,2-Dichlorobenzene	< 0.92	0.92		ug/m3	1	4/19/2012 4:13:00 AM
1,2-Dichloroethane	< 0.62	0.62		ug/m3	1	4/19/2012 4:13:00 AM
1,2-Dichloropropane	< 0.70	0.70		ug/m3	1	4/19/2012 4:13:00 AM
1,3,5-Trimethylbenzene	0.90	0.75		ug/m3	1	4/19/2012 4:13:00 AM
1,3-butadiene	< 0.34	0.34		ug/m3	1	4/19/2012 4:13:00 AM
1,3-Dichlorobenzene	< 0.92	0.92		ug/m3	1	4/19/2012 4:13:00 AM
1,4-Dichlorobenzene	< 0.92	0.92		ug/m3	1	4/19/2012 4:13:00 AM
1,4-Dioxane	< 1.1	1.1		ug/m3	1	4/19/2012 4:13:00 AM
2,2,4-trimethylpentane	2.6	0.71		ug/m3	1	4/19/2012 4:13:00 AM
4-ethyltoluene	0.95	0.75		ug/m3	1	4/19/2012 4:13:00 AM
Acetone	120	14		ug/m3	20	4/19/2012 6:19:00 AM
Allyl chloride	< 0.48	0.48		ug/m3	1	4/19/2012 4:13:00 AM
Benzene	6.4	0.49		ug/m3	1	4/19/2012 4:13:00 AM
Benzyl chloride	< 0.88	0.88		ug/m3	1	4/19/2012 4:13:00 AM
Bromodichloromethane	< 1.0	1.0		ug/m3	1	4/19/2012 4:13:00 AM
Bromoform	< 1.6	1.6		ug/m3	1	4/19/2012 4:13:00 AM
Bromomethane	< 0.59	0.59		ug/m3	1	4/19/2012 4:13:00 AM
Carbon disulfide	47	9.5		ug/m3	20	4/19/2012 6:19:00 AM
Carbon tetrachloride	< 0.96	0.96		ug/m3	1	4/19/2012 4:13:00 AM
Chlorobenzene	< 0.70	0.70		ug/m3	1	4/19/2012 4:13:00 AM
Chloroethane	< 0.40	0.40		ug/m3	1	4/19/2012 4:13:00 AM
Chloroform	< 0.74	0.74		ug/m3	1	4/19/2012 4:13:00 AM
Chloromethane	< 0.31	0.31		ug/m3	1	4/19/2012 4:13:00 AM
cis-1,2-Dichloroethene	< 0.60	0.60		ug/m3	1	4/19/2012 4:13:00 AM
cis-1,3-Dichloropropene	< 0.69	0.69		ug/m3	1	4/19/2012 4:13:00 AM
Cyclohexane	< 0.52	0.52		ug/m3	1	4/19/2012 4:13:00 AM
Dibromochloromethane	< 1.3	1.3		ug/m3	1	4/19/2012 4:13:00 AM
Ethyl acetate	< 0.92	0.92		ug/m3	1	4/19/2012 4:13:00 AM
Ethylbenzene	21	13		ug/m3	20	4/19/2012 6:19:00 AM
Freon 11	1.3	0.86		ug/m3	1	4/19/2012 4:13:00 AM
Freon 113	1.6	1.2		ug/m3	1	4/19/2012 4:13:00 AM
Freon 114	< 1.1	1.1		ug/m3	1	4/19/2012 4:13:00 AM

Qualifiers:

**	Reporting Limit	.	Results reported are not blank corrected
B	Analyte detected in the associated Method Blank	E	Value above quantitation range
H	Holding times for preparation or analysis exceeded	J	Analyte detected at or below quantitation limits
JN	Non-routine analyte. Quantitation estimated.	ND	Not Detected at the Reporting Limit
S	Spike Recovery outside accepted recovery limits		

Centek Laboratories, LLC

Date: *27-Apr-12*

CLIENT:	Arcadis	**Client Sample ID:**	WL-VP-3
Lab Order:	C1204029	**Tag Number:**	496,146
Project:	LMC Corp Utica	**Collection Date:**	4/13/2012
Lab ID:	C1204029-003A	**Matrix:**	AIR

Analyses	Result	**Limit	Qual	Units	DF	Date Analyzed
1UG/M3 BY METHOD TO15		**TO-15**				Analyst: **RJP**
Freon 12	3.3	0.75		ug/m3	1	4/19/2012 4:13:00 AM
Heptane	6.0	0.62		ug/m3	1	4/19/2012 4:13:00 AM
Hexachloro-1,3-butadiene	< 1.6	1.6		ug/m3	1	4/19/2012 4:13:00 AM
Hexane	< 0.54	0.54		ug/m3	1	4/19/2012 4:13:00 AM
Isopropyl alcohol	< 0.37	0.37		ug/m3	1	4/19/2012 4:13:00 AM
m&p-Xylene	54	26		ug/m3	20	4/19/2012 6:19:00 AM
Methyl Butyl Ketone	< 1.2	1.2		ug/m3	1	4/19/2012 4:13:00 AM
Methyl Ethyl Ketone	2.3	0.90		ug/m3	1	4/19/2012 4:13:00 AM
Methyl Isobutyl Ketone	< 1.2	1.2		ug/m3	1	4/19/2012 4:13:00 AM
Methyl tert-butyl ether	< 0.55	0.55		ug/m3	1	4/19/2012 4:13:00 AM
Methylene chloride	< 0.53	0.53		ug/m3	1	4/19/2012 4:13:00 AM
o-Xylene	16	13		ug/m3	20	4/19/2012 6:19:00 AM
Propylene	< 0.26	0.26		ug/m3	1	4/19/2012 4:13:00 AM
Styrene	< 0.65	0.65		ug/m3	1	4/19/2012 4:13:00 AM
Tetrachloroethylene	43	21		ug/m3	20	4/19/2012 6:19:00 AM
Tetrahydrofuran	< 0.45	0.45		ug/m3	1	4/19/2012 4:13:00 AM
Toluene	66	11		ug/m3	20	4/19/2012 6:19:00 AM
trans-1,2-Dichloroethene	< 0.60	0.60		ug/m3	1	4/19/2012 4:13:00 AM
trans-1,3-Dichloropropene	< 0.69	0.69		ug/m3	1	4/19/2012 4:13:00 AM
Trichloroethene	3.3	0.82		ug/m3	1	4/19/2012 4:13:00 AM
Vinyl acetate	< 0.54	0.54		ug/m3	1	4/19/2012 4:13:00 AM
Vinyl Bromide	< 0.67	0.67		ug/m3	1	4/19/2012 4:13:00 AM
Vinyl chloride	< 0.39	0.39		ug/m3	1	4/19/2012 4:13:00 AM

Qualifiers:

**	Reporting Limit	.	Results reported are not blank corrected
B	Analyte detected in the associated Method Blank	E	Value above quantitation range
H	Holding times for preparation or analysis exceeded	J	Analyte detected at or below quantitation limits
JN	Non-routine analyte. Quantitation estimated.	ND	Not Detected at the Reporting Limit
S	Spike Recovery outside accepted recovery limits		

Centek Laboratories, LLC

Date: *27-Apr-12*

CLIENT:	Arcadis	**Client Sample ID:**	WL-VP-4
Lab Order:	C1204029	**Tag Number:**	544,155
Project:	LMC Corp Utica	**Collection Date:**	4/13/2012
Lab ID:	C1204029-004A	**Matrix:**	AIR

Analyses	Result	**Limit	Qual	Units	DF	Date Analyzed
FIELD PARAMETERS		FLD				Analyst:
Lab Vacuum In	-3			"Hg		4/13/2012
Lab Vacuum Out	-30			"Hg		4/13/2012
1UG/M3 BY METHOD TO15		TO-15				Analyst: RJP
1,1,1-Trichloroethane	< 0.15	0.15		ppbV	1	4/19/2012 4:45:00 AM
1,1,2,2-Tetrachloroethane	< 0.15	0.15		ppbV	1	4/19/2012 4:45:00 AM
1,1,2-Trichloroethane	< 0.15	0.15		ppbV	1	4/19/2012 4:45:00 AM
1,1-Dichloroethane	< 0.15	0.15		ppbV	1	4/19/2012 4:45:00 AM
1,1-Dichloroethene	< 0.15	0.15		ppbV	1	4/19/2012 4:45:00 AM
1,2,4-Trichlorobenzene	< 0.15	0.15		ppbV	1	4/19/2012 4:45:00 AM
1,2,4-Trimethylbenzene	0.95	0.15		ppbV	1	4/19/2012 4:45:00 AM
1,2-Dibromoethane	< 0.15	0.15		ppbV	1	4/19/2012 4:45:00 AM
1,2-Dichlorobenzene	< 0.15	0.15		ppbV	1	4/19/2012 4:45:00 AM
1,2-Dichloroethane	< 0.15	0.15		ppbV	1	4/19/2012 4:45:00 AM
1,2-Dichloropropane	< 0.15	0.15		ppbV	1	4/19/2012 4:45:00 AM
1,3,5-Trimethylbenzene	0.22	0.15		ppbV	1	4/19/2012 4:45:00 AM
1,3-butadiene	< 0.15	0.15		ppbV	1	4/19/2012 4:45:00 AM
1,3-Dichlorobenzene	< 0.15	0.15		ppbV	1	4/19/2012 4:45:00 AM
1,4-Dichlorobenzene	< 0.15	0.15		ppbV	1	4/19/2012 4:45:00 AM
1,4-Dioxane	< 0.30	0.30		ppbV	1	4/19/2012 4:45:00 AM
2,2,4-trimethylpentane	< 0.15	0.15		ppbV	1	4/19/2012 4:45:00 AM
4-ethyltoluene	0.36	0.15		ppbV	1	4/19/2012 4:45:00 AM
Acetone	51	6.0		ppbV	20	4/19/2012 6:50:00 AM
Allyl chloride	< 0.15	0.15		ppbV	1	4/19/2012 4:45:00 AM
Benzene	0.63	0.15		ppbV	1	4/19/2012 4:45:00 AM
Benzyl chloride	< 0.15	0.15		ppbV	1	4/19/2012 4:45:00 AM
Bromodichloromethane	< 0.15	0.15		ppbV	1	4/19/2012 4:45:00 AM
Bromoform	< 0.15	0.15		ppbV	1	4/19/2012 4:45:00 AM
Bromomethane	< 0.15	0.15		ppbV	1	4/19/2012 4:45:00 AM
Carbon disulfide	3.4	3.0		ppbV	20	4/19/2012 6:50:00 AM
Carbon tetrachloride	< 0.15	0.15		ppbV	1	4/19/2012 4:45:00 AM
Chlorobenzene	< 0.15	0.15		ppbV	1	4/19/2012 4:45:00 AM
Chloroethane	< 0.15	0.15		ppbV	1	4/19/2012 4:45:00 AM
Chloroform	< 0.15	0.15		ppbV	1	4/19/2012 4:45:00 AM
Chloromethane	< 0.15	0.15		ppbV	1	4/19/2012 4:45:00 AM
cis-1,2-Dichloroethene	< 0.15	0.15		ppbV	1	4/19/2012 4:45:00 AM
cis-1,3-Dichloropropene	< 0.15	0.15		ppbV	1	4/19/2012 4:45:00 AM
Cyclohexane	< 0.15	0.15		ppbV	1	4/19/2012 4:45:00 AM
Dibromochloromethane	< 0.15	0.15		ppbV	1	4/19/2012 4:45:00 AM
Ethyl acetate	< 0.25	0.25		ppbV	1	4/19/2012 4:45:00 AM

Qualifiers:

**	Reporting Limit	.	Results reported are not blank corrected
B	Analyte detected in the associated Method Blank	E	Value above quantitation range
H	Holding times for preparation or analysis exceeded	J	Analyte detected at or below quantitation limits
JN	Non-routine analyte. Quantitation estimated.	ND	Not Detected at the Reporting Limit
S	Spike Recovery outside accepted recovery limits		

Centek Laboratories, LLC

Date: *27-Apr-12*

CLIENT:	Arcadis	**Client Sample ID:**	WL-VP-4
Lab Order:	C1204029	**Tag Number:**	544,155
Project:	LMC Corp Utica	**Collection Date:**	4/13/2012
Lab ID:	C1204029-004A	**Matrix:**	AIR

Analyses	Result	**Limit	Qual	Units	DF	Date Analyzed
1UG/M3 BY METHOD TO15		TO-15				Analyst: RJP
Ethylbenzene	2.2	3.0	J	ppbV	20	4/19/2012 6:50:00 AM
Freon 11	0.23	0.15		ppbV	1	4/19/2012 4:45:00 AM
Freon 113	0.14	0.15	J	ppbV	1	4/19/2012 4:45:00 AM
Freon 114	< 0.15	0.15		ppbV	1	4/19/2012 4:45:00 AM
Freon 12	0.69	0.15		ppbV	1	4/19/2012 4:45:00 AM
Heptane	0.57	0.15		ppbV	1	4/19/2012 4:45:00 AM
Hexachloro-1,3-butadiene	< 0.15	0.15		ppbV	1	4/19/2012 4:45:00 AM
Hexane	< 0.15	0.15		ppbV	1	4/19/2012 4:45:00 AM
Isopropyl alcohol	8.0	3.0		ppbV	20	4/19/2012 6:50:00 AM
m&p-Xylene	5.6	6.0	J	ppbV	20	4/19/2012 6:50:00 AM
Methyl Butyl Ketone	< 0.30	0.30		ppbV	1	4/19/2012 4:45:00 AM
Methyl Ethyl Ketone	< 0.30	0.30		ppbV	1	4/19/2012 4:45:00 AM
Methyl Isobutyl Ketone	< 0.30	0.30		ppbV	1	4/19/2012 4:45:00 AM
Methyl tert-butyl ether	< 0.15	0.15		ppbV	1	4/19/2012 4:45:00 AM
Methylene chloride	1.0	0.15		ppbV	1	4/19/2012 4:45:00 AM
o-Xylene	4.5	0.15		ppbV	1	4/19/2012 4:45:00 AM
Propylene	< 0.15	0.15		ppbV	1	4/19/2012 4:45:00 AM
Styrene	< 0.15	0.15		ppbV	1	4/19/2012 4:45:00 AM
Tetrachloroethylene	1.8	0.15		ppbV	1	4/19/2012 4:45:00 AM
Tetrahydrofuran	< 0.15	0.15		ppbV	1	4/19/2012 4:45:00 AM
Toluene	4.2	3.0		ppbV	20	4/19/2012 6:50:00 AM
trans-1,2-Dichloroethene	< 0.15	0.15		ppbV	1	4/19/2012 4:45:00 AM
trans-1,3-Dichloropropene	< 0.15	0.15		ppbV	1	4/19/2012 4:45:00 AM
Trichloroethene	0.45	0.15		ppbV	1	4/19/2012 4:45:00 AM
Vinyl acetate	< 0.15	0.15		ppbV	1	4/19/2012 4:45:00 AM
Vinyl Bromide	< 0.15	0.15		ppbV	1	4/19/2012 4:45:00 AM
Vinyl chloride	< 0.15	0.15		ppbV	1	4/19/2012 4:45:00 AM
Surr: Bromofluorobenzene	128	70-130		%REC	1	4/19/2012 4:45:00 AM

Qualifiers:

**	Reporting Limit	.	Results reported are not blank corrected
B	Analyte detected in the associated Method Blank	E	Value above quantitation range
H	Holding times for preparation or analysis exceeded	J	Analyte detected at or below quantitation limits
JN	Non-routine analyte. Quantitation estimated.	ND	Not Detected at the Reporting Limit
S	Spike Recovery outside accepted recovery limits		

Centek Laboratories, LLC

Date: *27-Apr-12*

CLIENT:	Arcadis	**Client Sample ID:**	WL-VP-4
Lab Order:	C1204029	**Tag Number:**	544,155
Project:	LMC Corp Utica	**Collection Date:**	4/13/2012
Lab ID:	C1204029-004A	**Matrix:**	AIR

Analyses	Result	**Limit	Qual	Units	DF	Date Analyzed
1UG/M3 BY METHOD TO15		**TO-15**				Analyst: RJP
1,1,1-Trichloroethane	< 0.83	0.83		ug/m3	1	4/19/2012 4:45:00 AM
1,1,2,2-Tetrachloroethane	< 1.0	1.0		ug/m3	1	4/19/2012 4:45:00 AM
1,1,2-Trichloroethane	< 0.83	0.83		ug/m3	1	4/19/2012 4:45:00 AM
1,1-Dichloroethane	< 0.62	0.62		ug/m3	1	4/19/2012 4:45:00 AM
1,1-Dichloroethene	< 0.60	0.60		ug/m3	1	4/19/2012 4:45:00 AM
1,2,4-Trichlorobenzene	< 1.1	1.1		ug/m3	1	4/19/2012 4:45:00 AM
1,2,4-Trimethylbenzene	4.7	0.75		ug/m3	1	4/19/2012 4:45:00 AM
1,2-Dibromoethane	< 1.2	1.2		ug/m3	1	4/19/2012 4:45:00 AM
1,2-Dichlorobenzene	< 0.92	0.92		ug/m3	1	4/19/2012 4:45:00 AM
1,2-Dichloroethane	< 0.62	0.62		ug/m3	1	4/19/2012 4:45:00 AM
1,2-Dichloropropane	< 0.70	0.70		ug/m3	1	4/19/2012 4:45:00 AM
1,3,5-Trimethylbenzene	1.1	0.75		ug/m3	1	4/19/2012 4:45:00 AM
1,3-butadiene	< 0.34	0.34		ug/m3	1	4/19/2012 4:45:00 AM
1,3-Dichlorobenzene	< 0.92	0.92		ug/m3	1	4/19/2012 4:45:00 AM
1,4-Dichlorobenzene	< 0.92	0.92		ug/m3	1	4/19/2012 4:45:00 AM
1,4-Dioxane	< 1.1	1.1		ug/m3	1	4/19/2012 4:45:00 AM
2,2,4-trimethylpentane	< 0.71	0.71		ug/m3	1	4/19/2012 4:45:00 AM
4-ethyltoluene	1.8	0.75		ug/m3	1	4/19/2012 4:45:00 AM
Acetone	120	14		ug/m3	20	4/19/2012 6:50:00 AM
Allyl chloride	< 0.48	0.48		ug/m3	1	4/19/2012 4:45:00 AM
Benzene	2.0	0.49		ug/m3	1	4/19/2012 4:45:00 AM
Benzyl chloride	< 0.88	0.88		ug/m3	1	4/19/2012 4:45:00 AM
Bromodichloromethane	< 1.0	1.0		ug/m3	1	4/19/2012 4:45:00 AM
Bromoform	< 1.6	1.6		ug/m3	1	4/19/2012 4:45:00 AM
Bromomethane	< 0.59	0.59		ug/m3	1	4/19/2012 4:45:00 AM
Carbon disulfide	11	9.5		ug/m3	20	4/19/2012 6:50:00 AM
Carbon tetrachloride	< 0.96	0.96		ug/m3	1	4/19/2012 4:45:00 AM
Chlorobenzene	< 0.70	0.70		ug/m3	1	4/19/2012 4:45:00 AM
Chloroethane	< 0.40	0.40		ug/m3	1	4/19/2012 4:45:00 AM
Chloroform	< 0.74	0.74		ug/m3	1	4/19/2012 4:45:00 AM
Chloromethane	< 0.31	0.31		ug/m3	1	4/19/2012 4:45:00 AM
cis-1,2-Dichloroethene	< 0.60	0.60		ug/m3	1	4/19/2012 4:45:00 AM
cis-1,3-Dichloropropene	< 0.69	0.69		ug/m3	1	4/19/2012 4:45:00 AM
Cyclohexane	< 0.52	0.52		ug/m3	1	4/19/2012 4:45:00 AM
Dibromochloromethane	< 1.3	1.3		ug/m3	1	4/19/2012 4:45:00 AM
Ethyl acetate	< 0.92	0.92		ug/m3	1	4/19/2012 4:45:00 AM
Ethylbenzene	9.7	13	J	ug/m3	20	4/19/2012 6:50:00 AM
Freon 11	1.3	0.86		ug/m3	1	4/19/2012 4:45:00 AM
Freon 113	1.1	1.2	J	ug/m3	1	4/19/2012 4:45:00 AM
Freon 114	< 1.1	1.1		ug/m3	1	4/19/2012 4:45:00 AM

Qualifiers:

**	Reporting Limit	.	Results reported are not blank corrected
B	Analyte detected in the associated Method Blank	E	Value above quantitation range
H	Holding times for preparation or analysis exceeded	J	Analyte detected at or below quantitation limits
JN	Non-routine analyte. Quantitation estimated.	ND	Not Detected at the Reporting Limit
S	Spike Recovery outside accepted recovery limits		

Centek Laboratories, LLC

Date: *27-Apr-12*

CLIENT:	Arcadis	**Client Sample ID:**	WL-VP-4
Lab Order:	C1204029	**Tag Number:**	544,155
Project:	LMC Corp Utica	**Collection Date:**	4/13/2012
Lab ID:	C1204029-004A	**Matrix:**	AIR

Analyses	Result	**Limit	Qual	Units	DF	Date Analyzed
1UG/M3 BY METHOD TO15		TO-15				Analyst: RJP
Freon 12	3.5	0.75		ug/m3	1	4/19/2012 4:45:00 AM
Heptane	2.4	0.62		ug/m3	1	4/19/2012 4:45:00 AM
Hexachloro-1,3-butadiene	< 1.6	1.6		ug/m3	1	4/19/2012 4:45:00 AM
Hexane	< 0.54	0.54		ug/m3	1	4/19/2012 4:45:00 AM
Isopropyl alcohol	20	7.5		ug/m3	20	4/19/2012 6:50:00 AM
m&p-Xylene	25	26	J	ug/m3	20	4/19/2012 6:50:00 AM
Methyl Butyl Ketone	< 1.2	1.2		ug/m3	1	4/19/2012 4:45:00 AM
Methyl Ethyl Ketone	< 0.90	0.90		ug/m3	1	4/19/2012 4:45:00 AM
Methyl Isobutyl Ketone	< 1.2	1.2		ug/m3	1	4/19/2012 4:45:00 AM
Methyl tert-butyl ether	< 0.55	0.55		ug/m3	1	4/19/2012 4:45:00 AM
Methylene chloride	3.7	0.53		ug/m3	1	4/19/2012 4:45:00 AM
o-Xylene	20	0.66		ug/m3	1	4/19/2012 4:45:00 AM
Propylene	< 0.26	0.26		ug/m3	1	4/19/2012 4:45:00 AM
Styrene	< 0.65	0.65		ug/m3	1	4/19/2012 4:45:00 AM
Tetrachloroethylene	12	1.0		ug/m3	1	4/19/2012 4:45:00 AM
Tetrahydrofuran	< 0.45	0.45		ug/m3	1	4/19/2012 4:45:00 AM
Toluene	16	11		ug/m3	20	4/19/2012 6:50:00 AM
trans-1,2-Dichloroethene	< 0.60	0.60		ug/m3	1	4/19/2012 4:45:00 AM
trans-1,3-Dichloropropene	< 0.69	0.69		ug/m3	1	4/19/2012 4:45:00 AM
Trichloroethene	2.5	0.82		ug/m3	1	4/19/2012 4:45:00 AM
Vinyl acetate	< 0.54	0.54		ug/m3	1	4/19/2012 4:45:00 AM
Vinyl Bromide	< 0.67	0.67		ug/m3	1	4/19/2012 4:45:00 AM
Vinyl chloride	< 0.39	0.39		ug/m3	1	4/19/2012 4:45:00 AM

Qualifiers:

**	Reporting Limit	.	Results reported are not blank corrected
B	Analyte detected in the associated Method Blank	E	Value above quantitation range
H	Holding times for preparation or analysis exceeded	J	Analyte detected at or below quantitation limits
JN	Non-routine analyte. Quantitation estimated.	ND	Not Detected at the Reporting Limit
S	Spike Recovery outside accepted recovery limits		

Centek Laboratories, LLC

Date: *27-Apr-12*

CLIENT:	Arcadis	**Client Sample ID:**	WL-VP-5
Lab Order:	C1204029	**Tag Number:**	222,113
Project:	LMC Corp Utica	**Collection Date:**	4/13/2012
Lab ID:	C1204029-005A	**Matrix:**	AIR

Analyses	Result	**Limit	Qual	Units	DF	Date Analyzed
FIELD PARAMETERS		FLD				Analyst:
Lab Vacuum In	-3			"Hg		4/13/2012
Lab Vacuum Out	-30			"Hg		4/13/2012
1UG/M3 BY METHOD TO15		TO-15				Analyst: RJP
1,1,1-Trichloroethane	< 0.15	0.15		ppbV	1	4/19/2012 1:01:00 PM
1,1,2,2-Tetrachloroethane	< 0.15	0.15		ppbV	1	4/19/2012 1:01:00 PM
1,1,2-Trichloroethane	< 0.15	0.15		ppbV	1	4/19/2012 1:01:00 PM
1,1-Dichloroethane	< 0.15	0.15		ppbV	1	4/19/2012 1:01:00 PM
1,1-Dichloroethene	< 0.15	0.15		ppbV	1	4/19/2012 1:01:00 PM
1,2,4-Trichlorobenzene	< 0.15	0.15		ppbV	1	4/19/2012 1:01:00 PM
1,2,4-Trimethylbenzene	1.5	0.15		ppbV	1	4/19/2012 1:01:00 PM
1,2-Dibromoethane	< 0.15	0.15		ppbV	1	4/19/2012 1:01:00 PM
1,2-Dichlorobenzene	< 0.15	0.15		ppbV	1	4/19/2012 1:01:00 PM
1,2-Dichloroethane	< 0.15	0.15		ppbV	1	4/19/2012 1:01:00 PM
1,2-Dichloropropane	< 0.15	0.15		ppbV	1	4/19/2012 1:01:00 PM
1,3,5-Trimethylbenzene	0.36	0.15		ppbV	1	4/19/2012 1:01:00 PM
1,3-butadiene	< 0.15	0.15		ppbV	1	4/19/2012 1:01:00 PM
1,3-Dichlorobenzene	< 0.15	0.15		ppbV	1	4/19/2012 1:01:00 PM
1,4-Dichlorobenzene	< 0.15	0.15		ppbV	1	4/19/2012 1:01:00 PM
1,4-Dioxane	< 0.30	0.30		ppbV	1	4/19/2012 1:01:00 PM
2,2,4-trimethylpentane	0.35	0.15		ppbV	1	4/19/2012 1:01:00 PM
4-ethyltoluene	0.57	0.15		ppbV	1	4/19/2012 1:01:00 PM
Acetone	190	27		ppbV	90	4/20/2012 12:50:00 AM
Allyl chloride	< 0.15	0.15		ppbV	1	4/19/2012 1:01:00 PM
Benzene	1.3	0.15		ppbV	1	4/19/2012 1:01:00 PM
Benzyl chloride	< 0.15	0.15		ppbV	1	4/19/2012 1:01:00 PM
Bromodichloromethane	< 0.15	0.15		ppbV	1	4/19/2012 1:01:00 PM
Bromoform	< 0.15	0.15		ppbV	1	4/19/2012 1:01:00 PM
Bromomethane	< 0.15	0.15		ppbV	1	4/19/2012 1:01:00 PM
Carbon disulfide	7.9	1.5		ppbV	10	4/19/2012 11:38:00 PM
Carbon tetrachloride	< 0.15	0.15		ppbV	1	4/19/2012 1:01:00 PM
Chlorobenzene	< 0.15	0.15		ppbV	1	4/19/2012 1:01:00 PM
Chloroethane	< 0.15	0.15		ppbV	1	4/19/2012 1:01:00 PM
Chloroform	0.12	0.15	J	ppbV	1	4/19/2012 1:01:00 PM
Chloromethane	< 0.15	0.15		ppbV	1	4/19/2012 1:01:00 PM
cis-1,2-Dichloroethene	0.44	0.15		ppbV	1	4/19/2012 1:01:00 PM
cis-1,3-Dichloropropene	< 0.15	0.15		ppbV	1	4/19/2012 1:01:00 PM
Cyclohexane	< 0.15	0.15		ppbV	1	4/19/2012 1:01:00 PM
Dibromochloromethane	< 0.15	0.15		ppbV	1	4/19/2012 1:01:00 PM
Ethyl acetate	< 0.25	0.25		ppbV	1	4/19/2012 1:01:00 PM

Qualifiers:

**	Reporting Limit	.	Results reported are not blank corrected
B	Analyte detected in the associated Method Blank	E	Value above quantitation range
H	Holding times for preparation or analysis exceeded	J	Analyte detected at or below quantitation limits
JN	Non-routine analyte. Quantitation estimated.	ND	Not Detected at the Reporting Limit
S	Spike Recovery outside accepted recovery limits		

Centek Laboratories, LLC

Date: *27-Apr-12*

CLIENT:	Arcadis	**Client Sample ID:**	WL-VP-5
Lab Order:	C1204029	**Tag Number:**	222,113
Project:	LMC Corp Utica	**Collection Date:**	4/13/2012
Lab ID:	C1204029-005A	**Matrix:**	AIR

Analyses	Result	**Limit	Qual	Units	DF	Date Analyzed
1UG/M3 BY METHOD TO15		**TO-15**				Analyst: **RJP**
Ethylbenzene	5.8	1.5		ppbV	10	4/19/2012 11:38:00 PM
Freon 11	0.29	0.15		ppbV	1	4/19/2012 1:01:00 PM
Freon 113	0.15	0.15		ppbV	1	4/19/2012 1:01:00 PM
Freon 114	< 0.15	0.15		ppbV	1	4/19/2012 1:01:00 PM
Freon 12	< 0.15	0.15		ppbV	1	4/19/2012 1:01:00 PM
Heptane	1.7	0.15		ppbV	1	4/19/2012 1:01:00 PM
Hexachloro-1,3-butadiene	< 0.15	0.15		ppbV	1	4/19/2012 1:01:00 PM
Hexane	< 0.15	0.15		ppbV	1	4/19/2012 1:01:00 PM
Isopropyl alcohol	< 0.15	0.15		ppbV	1	4/19/2012 1:01:00 PM
m&p-Xylene	17	3.0		ppbV	10	4/19/2012 11:38:00 PM
Methyl Butyl Ketone	< 0.30	0.30		ppbV	1	4/19/2012 1:01:00 PM
Methyl Ethyl Ketone	5.1	3.0		ppbV	10	4/19/2012 11:38:00 PM
Methyl Isobutyl Ketone	< 0.30	0.30		ppbV	1	4/19/2012 1:01:00 PM
Methyl tert-butyl ether	< 0.15	0.15		ppbV	1	4/19/2012 1:01:00 PM
Methylene chloride	8.0	1.5		ppbV	10	4/19/2012 11:38:00 PM
o-Xylene	4.1	1.5		ppbV	10	4/19/2012 11:38:00 PM
Propylene	< 0.15	0.15		ppbV	1	4/19/2012 1:01:00 PM
Styrene	< 0.15	0.15		ppbV	1	4/19/2012 1:01:00 PM
Tetrachloroethylene	2.8	1.5		ppbV	10	4/19/2012 11:38:00 PM
Tetrahydrofuran	< 0.15	0.15		ppbV	1	4/19/2012 1:01:00 PM
Toluene	11	1.5		ppbV	10	4/19/2012 11:38:00 PM
trans-1,2-Dichloroethene	< 0.15	0.15		ppbV	1	4/19/2012 1:01:00 PM
trans-1,3-Dichloropropene	< 0.15	0.15		ppbV	1	4/19/2012 1:01:00 PM
Trichloroethene	1.6	0.15		ppbV	1	4/19/2012 1:01:00 PM
Vinyl acetate	< 0.15	0.15		ppbV	1	4/19/2012 1:01:00 PM
Vinyl Bromide	< 0.15	0.15		ppbV	1	4/19/2012 1:01:00 PM
Vinyl chloride	< 0.15	0.15		ppbV	1	4/19/2012 1:01:00 PM
Surr: Bromofluorobenzene	113	70-130		%REC	1	4/19/2012 1:01:00 PM

Qualifiers:

**	Reporting Limit	.	Results reported are not blank corrected
B	Analyte detected in the associated Method Blank	E	Value above quantitation range
H	Holding times for preparation or analysis exceeded	J	Analyte detected at or below quantitation limits
JN	Non-routine analyte. Quantitation estimated.	ND	Not Detected at the Reporting Limit
S	Spike Recovery outside accepted recovery limits		

Centek Laboratories, LLC

Date: *27-Apr-12*

CLIENT:	Arcadis	**Client Sample ID:**	WL-VP-5
Lab Order:	C1204029	**Tag Number:**	222,113
Project:	LMC Corp Utica	**Collection Date:**	4/13/2012
Lab ID:	C1204029-005A	**Matrix:**	AIR

Analyses	Result	**Limit	Qual	Units	DF	Date Analyzed
1UG/M3 BY METHOD TO15		**TO-15**				Analyst: RJP
1,1,1-Trichloroethane	< 0.83	0.83		ug/m3	1	4/19/2012 1:01:00 PM
1,1,2,2-Tetrachloroethane	< 1.0	1.0		ug/m3	1	4/19/2012 1:01:00 PM
1,1,2-Trichloroethane	< 0.83	0.83		ug/m3	1	4/19/2012 1:01:00 PM
1,1-Dichloroethane	< 0.62	0.62		ug/m3	1	4/19/2012 1:01:00 PM
1,1-Dichloroethene	< 0.60	0.60		ug/m3	1	4/19/2012 1:01:00 PM
1,2,4-Trichlorobenzene	< 1.1	1.1		ug/m3	1	4/19/2012 1:01:00 PM
1,2,4-Trimethylbenzene	7.4	0.75		ug/m3	1	4/19/2012 1:01:00 PM
1,2-Dibromoethane	< 1.2	1.2		ug/m3	1	4/19/2012 1:01:00 PM
1,2-Dichlorobenzene	< 0.92	0.92		ug/m3	1	4/19/2012 1:01:00 PM
1,2-Dichloroethane	< 0.62	0.62		ug/m3	1	4/19/2012 1:01:00 PM
1,2-Dichloropropane	< 0.70	0.70		ug/m3	1	4/19/2012 1:01:00 PM
1,3,5-Trimethylbenzene	1.8	0.75		ug/m3	1	4/19/2012 1:01:00 PM
1,3-butadiene	< 0.34	0.34		ug/m3	1	4/19/2012 1:01:00 PM
1,3-Dichlorobenzene	< 0.92	0.92		ug/m3	1	4/19/2012 1:01:00 PM
1,4-Dichlorobenzene	< 0.92	0.92		ug/m3	1	4/19/2012 1:01:00 PM
1,4-Dioxane	< 1.1	1.1		ug/m3	1	4/19/2012 1:01:00 PM
2,2,4-trimethylpentane	1.7	0.71		ug/m3	1	4/19/2012 1:01:00 PM
4-ethyltoluene	2.8	0.75		ug/m3	1	4/19/2012 1:01:00 PM
Acetone	450	65		ug/m3	90	4/20/2012 12:50:00 AM
Allyl chloride	< 0.48	0.48		ug/m3	1	4/19/2012 1:01:00 PM
Benzene	4.1	0.49		ug/m3	1	4/19/2012 1:01:00 PM
Benzyl chloride	< 0.88	0.88		ug/m3	1	4/19/2012 1:01:00 PM
Bromodichloromethane	< 1.0	1.0		ug/m3	1	4/19/2012 1:01:00 PM
Bromoform	< 1.6	1.6		ug/m3	1	4/19/2012 1:01:00 PM
Bromomethane	< 0.59	0.59		ug/m3	1	4/19/2012 1:01:00 PM
Carbon disulfide	25	4.7		ug/m3	10	4/19/2012 11:38:00 PM
Carbon tetrachloride	< 0.96	0.96		ug/m3	1	4/19/2012 1:01:00 PM
Chlorobenzene	< 0.70	0.70		ug/m3	1	4/19/2012 1:01:00 PM
Chloroethane	< 0.40	0.40		ug/m3	1	4/19/2012 1:01:00 PM
Chloroform	0.60	0.74	J	ug/m3	1	4/19/2012 1:01:00 PM
Chloromethane	< 0.31	0.31		ug/m3	1	4/19/2012 1:01:00 PM
cis-1,2-Dichloroethene	1.8	0.60		ug/m3	1	4/19/2012 1:01:00 PM
cis-1,3-Dichloropropene	< 0.69	0.69		ug/m3	1	4/19/2012 1:01:00 PM
Cyclohexane	< 0.52	0.52		ug/m3	1	4/19/2012 1:01:00 PM
Dibromochloromethane	< 1.3	1.3		ug/m3	1	4/19/2012 1:01:00 PM
Ethyl acetate	< 0.92	0.92		ug/m3	1	4/19/2012 1:01:00 PM
Ethylbenzene	26	6.6		ug/m3	10	4/19/2012 11:38:00 PM
Freon 11	1.7	0.86		ug/m3	1	4/19/2012 1:01:00 PM
Freon 113	1.2	1.2		ug/m3	1	4/19/2012 1:01:00 PM
Freon 114	< 1.1	1.1		ug/m3	1	4/19/2012 1:01:00 PM

Qualifiers:

**	Reporting Limit	.	Results reported are not blank corrected
B	Analyte detected in the associated Method Blank	E	Value above quantitation range
H	Holding times for preparation or analysis exceeded	J	Analyte detected at or below quantitation limits
JN	Non-routine analyte. Quantitation estimated.	ND	Not Detected at the Reporting Limit
S	Spike Recovery outside accepted recovery limits		

Centek Laboratories, LLC

Date: *27-Apr-12*

CLIENT:	Arcadis	**Client Sample ID:**	WL-VP-5
Lab Order:	C1204029	**Tag Number:**	222,113
Project:	LMC Corp Utica	**Collection Date:**	4/13/2012
Lab ID:	C1204029-005A	**Matrix:**	AIR

Analyses	Result	**Limit	Qual	Units	DF	Date Analyzed
1UG/M3 BY METHOD TO15		**TO-15**				Analyst: RJP
Freon 12	< 0.75	0.75		ug/m3	1	4/19/2012 1:01:00 PM
Heptane	7.2	0.62		ug/m3	1	4/19/2012 1:01:00 PM
Hexachloro-1,3-butadiene	< 1.6	1.6		ug/m3	1	4/19/2012 1:01:00 PM
Hexane	< 0.54	0.54		ug/m3	1	4/19/2012 1:01:00 PM
Isopropyl alcohol	< 0.37	0.37		ug/m3	1	4/19/2012 1:01:00 PM
m&p-Xylene	75	13		ug/m3	10	4/19/2012 11:38:00 PM
Methyl Butyl Ketone	< 1.2	1.2		ug/m3	1	4/19/2012 1:01:00 PM
Methyl Ethyl Ketone	15	9.0		ug/m3	10	4/19/2012 11:38:00 PM
Methyl Isobutyl Ketone	< 1.2	1.2		ug/m3	1	4/19/2012 1:01:00 PM
Methyl tert-butyl ether	< 0.55	0.55		ug/m3	1	4/19/2012 1:01:00 PM
Methylene chloride	28	5.3		ug/m3	10	4/19/2012 11:38:00 PM
o-Xylene	18	6.6		ug/m3	10	4/19/2012 11:38:00 PM
Propylene	< 0.26	0.26		ug/m3	1	4/19/2012 1:01:00 PM
Styrene	< 0.65	0.65		ug/m3	1	4/19/2012 1:01:00 PM
Tetrachloroethylene	19	10		ug/m3	10	4/19/2012 11:38:00 PM
Tetrahydrofuran	< 0.45	0.45		ug/m3	1	4/19/2012 1:01:00 PM
Toluene	43	5.7		ug/m3	10	4/19/2012 11:38:00 PM
trans-1,2-Dichloroethene	< 0.60	0.60		ug/m3	1	4/19/2012 1:01:00 PM
trans-1,3-Dichloropropene	< 0.69	0.69		ug/m3	1	4/19/2012 1:01:00 PM
Trichloroethene	8.7	0.82		ug/m3	1	4/19/2012 1:01:00 PM
Vinyl acetate	< 0.54	0.54		ug/m3	1	4/19/2012 1:01:00 PM
Vinyl Bromide	< 0.67	0.67		ug/m3	1	4/19/2012 1:01:00 PM
Vinyl chloride	< 0.39	0.39		ug/m3	1	4/19/2012 1:01:00 PM

Qualifiers:

**	Reporting Limit	.	Results reported are not blank corrected
B	Analyte detected in the associated Method Blank	E	Value above quantitation range
H	Holding times for preparation or analysis exceeded	J	Analyte detected at or below quantitation limits
JN	Non-routine analyte. Quantitation estimated.	ND	Not Detected at the Reporting Limit
S	Spike Recovery outside accepted recovery limits		

Centek Laboratories, LLC

Date: *27-Apr-12*

CLIENT:	Arcadis	**Client Sample ID:**	WL-VP-6
Lab Order:	C1204029	**Tag Number:**	86,398
Project:	LMC Corp Utica	**Collection Date:**	4/13/2012
Lab ID:	C1204029-006A	**Matrix:**	AIR

Analyses	Result	**Limit	Qual	Units	DF	Date Analyzed
FIELD PARAMETERS		FLD				Analyst:
Lab Vacuum In	-3			"Hg		4/13/2012
Lab Vacuum Out	-30			"Hg		4/13/2012
1UG/M3 BY METHOD TO15		TO-15				Analyst: RJP
1,1,1-Trichloroethane	< 0.15	0.15		ppbV	1	4/19/2012 1:33:00 PM
1,1,2,2-Tetrachloroethane	< 0.15	0.15		ppbV	1	4/19/2012 1:33:00 PM
1,1,2-Trichloroethane	< 0.15	0.15		ppbV	1	4/19/2012 1:33:00 PM
1,1-Dichloroethane	< 0.15	0.15		ppbV	1	4/19/2012 1:33:00 PM
1,1-Dichloroethene	< 0.15	0.15		ppbV	1	4/19/2012 1:33:00 PM
1,2,4-Trichlorobenzene	< 0.15	0.15		ppbV	1	4/19/2012 1:33:00 PM
1,2,4-Trimethylbenzene	2.0	0.15		ppbV	1	4/19/2012 1:33:00 PM
1,2-Dibromoethane	< 0.15	0.15		ppbV	1	4/19/2012 1:33:00 PM
1,2-Dichlorobenzene	< 0.15	0.15		ppbV	1	4/19/2012 1:33:00 PM
1,2-Dichloroethane	< 0.15	0.15		ppbV	1	4/19/2012 1:33:00 PM
1,2-Dichloropropane	< 0.15	0.15		ppbV	1	4/19/2012 1:33:00 PM
1,3,5-Trimethylbenzene	0.48	0.15		ppbV	1	4/19/2012 1:33:00 PM
1,3-butadiene	< 0.15	0.15		ppbV	1	4/19/2012 1:33:00 PM
1,3-Dichlorobenzene	0.14	0.15	J	ppbV	1	4/19/2012 1:33:00 PM
1,4-Dichlorobenzene	< 0.15	0.15		ppbV	1	4/19/2012 1:33:00 PM
1,4-Dioxane	< 0.30	0.30		ppbV	1	4/19/2012 1:33:00 PM
2,2,4-trimethylpentane	0.40	0.15		ppbV	1	4/19/2012 1:33:00 PM
4-ethyltoluene	0.70	0.15		ppbV	1	4/19/2012 1:33:00 PM
Acetone	150	12		ppbV	40	4/20/2012 1:59:00 AM
Allyl chloride	< 0.15	0.15		ppbV	1	4/19/2012 1:33:00 PM
Benzene	1.8	0.15		ppbV	1	4/19/2012 1:33:00 PM
Benzyl chloride	< 0.15	0.15		ppbV	1	4/19/2012 1:33:00 PM
Bromodichloromethane	< 0.15	0.15		ppbV	1	4/19/2012 1:33:00 PM
Bromoform	< 0.15	0.15		ppbV	1	4/19/2012 1:33:00 PM
Bromomethane	< 0.15	0.15		ppbV	1	4/19/2012 1:33:00 PM
Carbon disulfide	11	1.5		ppbV	10	4/20/2012 1:25:00 AM
Carbon tetrachloride	< 0.15	0.15		ppbV	1	4/19/2012 1:33:00 PM
Chlorobenzene	< 0.15	0.15		ppbV	1	4/19/2012 1:33:00 PM
Chloroethane	< 0.15	0.15		ppbV	1	4/19/2012 1:33:00 PM
Chloroform	< 0.15	0.15		ppbV	1	4/19/2012 1:33:00 PM
Chloromethane	< 0.15	0.15		ppbV	1	4/19/2012 1:33:00 PM
cis-1,2-Dichloroethene	< 0.15	0.15		ppbV	1	4/19/2012 1:33:00 PM
cis-1,3-Dichloropropene	< 0.15	0.15		ppbV	1	4/19/2012 1:33:00 PM
Cyclohexane	< 0.15	0.15		ppbV	1	4/19/2012 1:33:00 PM
Dibromochloromethane	< 0.15	0.15		ppbV	1	4/19/2012 1:33:00 PM
Ethyl acetate	< 0.25	0.25		ppbV	1	4/19/2012 1:33:00 PM

Qualifiers:

**	Reporting Limit	.	Results reported are not blank corrected
B	Analyte detected in the associated Method Blank	E	Value above quantitation range
H	Holding times for preparation or analysis exceeded	J	Analyte detected at or below quantitation limits
JN	Non-routine analyte. Quantitation estimated.	ND	Not Detected at the Reporting Limit
S	Spike Recovery outside accepted recovery limits		

Centek Laboratories, LLC

Date: *27-Apr-12*

CLIENT:	Arcadis	**Client Sample ID:**	WL-VP-6
Lab Order:	C1204029	**Tag Number:**	86,398
Project:	LMC Corp Utica	**Collection Date:**	4/13/2012
Lab ID:	C1204029-006A	**Matrix:**	AIR

Analyses	Result	**Limit	Qual	Units	DF	Date Analyzed
1UG/M3 BY METHOD TO15		**TO-15**				Analyst: RJP
Ethylbenzene	10	1.5		ppbV	10	4/20/2012 1:25:00 AM
Freon 11	0.21	0.15		ppbV	1	4/19/2012 1:33:00 PM
Freon 113	0.12	0.15	J	ppbV	1	4/19/2012 1:33:00 PM
Freon 114	< 0.15	0.15		ppbV	1	4/19/2012 1:33:00 PM
Freon 12	< 0.15	0.15		ppbV	1	4/19/2012 1:33:00 PM
Heptane	1.7	0.15		ppbV	1	4/19/2012 1:33:00 PM
Hexachloro-1,3-butadiene	< 0.15	0.15		ppbV	1	4/19/2012 1:33:00 PM
Hexane	< 0.15	0.15		ppbV	1	4/19/2012 1:33:00 PM
Isopropyl alcohol	12	1.5		ppbV	10	4/20/2012 1:25:00 AM
m&p-Xylene	34	3.0		ppbV	10	4/20/2012 1:25:00 AM
Methyl Butyl Ketone	< 0.30	0.30		ppbV	1	4/19/2012 1:33:00 PM
Methyl Ethyl Ketone	< 0.30	0.30		ppbV	1	4/19/2012 1:33:00 PM
Methyl Isobutyl Ketone	< 0.30	0.30		ppbV	1	4/19/2012 1:33:00 PM
Methyl tert-butyl ether	< 0.15	0.15		ppbV	1	4/19/2012 1:33:00 PM
Methylene chloride	0.23	0.15		ppbV	1	4/19/2012 1:33:00 PM
o-Xylene	8.5	1.5		ppbV	10	4/20/2012 1:25:00 AM
Propylene	< 0.15	0.15		ppbV	1	4/19/2012 1:33:00 PM
Styrene	< 0.15	0.15		ppbV	1	4/19/2012 1:33:00 PM
Tetrachloroethylene	3.0	1.5		ppbV	10	4/20/2012 1:25:00 AM
Tetrahydrofuran	< 0.15	0.15		ppbV	1	4/19/2012 1:33:00 PM
Toluene	20	1.5		ppbV	10	4/20/2012 1:25:00 AM
trans-1,2-Dichloroethene	< 0.15	0.15		ppbV	1	4/19/2012 1:33:00 PM
trans-1,3-Dichloropropene	< 0.15	0.15		ppbV	1	4/19/2012 1:33:00 PM
Trichloroethene	0.56	0.15		ppbV	1	4/19/2012 1:33:00 PM
Vinyl acetate	< 0.15	0.15		ppbV	1	4/19/2012 1:33:00 PM
Vinyl Bromide	< 0.15	0.15		ppbV	1	4/19/2012 1:33:00 PM
Vinyl chloride	< 0.15	0.15		ppbV	1	4/19/2012 1:33:00 PM
Surr: Bromofluorobenzene	114	70-130		%REC	1	4/19/2012 1:33:00 PM

Qualifiers:

**	Reporting Limit	.	Results reported are not blank corrected
B	Analyte detected in the associated Method Blank	E	Value above quantitation range
H	Holding times for preparation or analysis exceeded	J	Analyte detected at or below quantitation limits
JN	Non-routine analyte. Quantitation estimated.	ND	Not Detected at the Reporting Limit
S	Spike Recovery outside accepted recovery limits		

Centek Laboratories, LLC

Date: *27-Apr-12*

CLIENT:	Arcadis	**Client Sample ID:**	WL-VP-6
Lab Order:	C1204029	**Tag Number:**	86,398
Project:	LMC Corp Utica	**Collection Date:**	4/13/2012
Lab ID:	C1204029-006A	**Matrix:**	AIR

Analyses	Result	**Limit	Qual	Units	DF	Date Analyzed
1UG/M3 BY METHOD TO15		TO-15				Analyst: RJP
1,1,1-Trichloroethane	< 0.83	0.83		ug/m3	1	4/19/2012 1:33:00 PM
1,1,2,2-Tetrachloroethane	< 1.0	1.0		ug/m3	1	4/19/2012 1:33:00 PM
1,1,2-Trichloroethane	< 0.83	0.83		ug/m3	1	4/19/2012 1:33:00 PM
1,1-Dichloroethane	< 0.62	0.62		ug/m3	1	4/19/2012 1:33:00 PM
1,1-Dichloroethene	< 0.60	0.60		ug/m3	1	4/19/2012 1:33:00 PM
1,2,4-Trichlorobenzene	< 1.1	1.1		ug/m3	1	4/19/2012 1:33:00 PM
1,2,4-Trimethylbenzene	9.7	0.75		ug/m3	1	4/19/2012 1:33:00 PM
1,2-Dibromoethane	< 1.2	1.2		ug/m3	1	4/19/2012 1:33:00 PM
1,2-Dichlorobenzene	< 0.92	0.92		ug/m3	1	4/19/2012 1:33:00 PM
1,2-Dichloroethane	< 0.62	0.62		ug/m3	1	4/19/2012 1:33:00 PM
1,2-Dichloropropane	< 0.70	0.70		ug/m3	1	4/19/2012 1:33:00 PM
1,3,5-Trimethylbenzene	2.4	0.75		ug/m3	1	4/19/2012 1:33:00 PM
1,3-butadiene	< 0.34	0.34		ug/m3	1	4/19/2012 1:33:00 PM
1,3-Dichlorobenzene	0.86	0.92	J	ug/m3	1	4/19/2012 1:33:00 PM
1,4-Dichlorobenzene	< 0.92	0.92		ug/m3	1	4/19/2012 1:33:00 PM
1,4-Dioxane	< 1.1	1.1		ug/m3	1	4/19/2012 1:33:00 PM
2,2,4-trimethylpentane	1.9	0.71		ug/m3	1	4/19/2012 1:33:00 PM
4-ethyltoluene	3.5	0.75		ug/m3	1	4/19/2012 1:33:00 PM
Acetone	370	29		ug/m3	40	4/20/2012 1:59:00 AM
Allyl chloride	< 0.48	0.48		ug/m3	1	4/19/2012 1:33:00 PM
Benzene	6.0	0.49		ug/m3	1	4/19/2012 1:33:00 PM
Benzyl chloride	< 0.88	0.88		ug/m3	1	4/19/2012 1:33:00 PM
Bromodichloromethane	< 1.0	1.0		ug/m3	1	4/19/2012 1:33:00 PM
Bromoform	< 1.6	1.6		ug/m3	1	4/19/2012 1:33:00 PM
Bromomethane	< 0.59	0.59		ug/m3	1	4/19/2012 1:33:00 PM
Carbon disulfide	34	4.7		ug/m3	10	4/20/2012 1:25:00 AM
Carbon tetrachloride	< 0.96	0.96		ug/m3	1	4/19/2012 1:33:00 PM
Chlorobenzene	< 0.70	0.70		ug/m3	1	4/19/2012 1:33:00 PM
Chloroethane	< 0.40	0.40		ug/m3	1	4/19/2012 1:33:00 PM
Chloroform	< 0.74	0.74		ug/m3	1	4/19/2012 1:33:00 PM
Chloromethane	< 0.31	0.31		ug/m3	1	4/19/2012 1:33:00 PM
cis-1,2-Dichloroethene	< 0.60	0.60		ug/m3	1	4/19/2012 1:33:00 PM
cis-1,3-Dichloropropene	< 0.69	0.69		ug/m3	1	4/19/2012 1:33:00 PM
Cyclohexane	< 0.52	0.52		ug/m3	1	4/19/2012 1:33:00 PM
Dibromochloromethane	< 1.3	1.3		ug/m3	1	4/19/2012 1:33:00 PM
Ethyl acetate	< 0.92	0.92		ug/m3	1	4/19/2012 1:33:00 PM
Ethylbenzene	45	6.6		ug/m3	10	4/20/2012 1:25:00 AM
Freon 11	1.2	0.86		ug/m3	1	4/19/2012 1:33:00 PM
Freon 113	0.93	1.2	J	ug/m3	1	4/19/2012 1:33:00 PM
Freon 114	< 1.1	1.1		ug/m3	1	4/19/2012 1:33:00 PM

Qualifiers:

**	Reporting Limit	.	Results reported are not blank corrected
B	Analyte detected in the associated Method Blank	E	Value above quantitation range
H	Holding times for preparation or analysis exceeded	J	Analyte detected at or below quantitation limits
JN	Non-routine analyte. Quantitation estimated.	ND	Not Detected at the Reporting Limit
S	Spike Recovery outside accepted recovery limits		

Centek Laboratories, LLC

Date: *27-Apr-12*

CLIENT:	Arcadis	**Client Sample ID:**	WL-VP-6
Lab Order:	C1204029	**Tag Number:**	86,398
Project:	LMC Corp Utica	**Collection Date:**	4/13/2012
Lab ID:	C1204029-006A	**Matrix:**	AIR

Analyses	Result	**Limit	Qual	Units	DF	Date Analyzed
1UG/M3 BY METHOD TO15		**TO-15**				Analyst: **RJP**
Freon 12	< 0.75	0.75		ug/m3	1	4/19/2012 1:33:00 PM
Heptane	7.0	0.62		ug/m3	1	4/19/2012 1:33:00 PM
Hexachloro-1,3-butadiene	< 1.6	1.6		ug/m3	1	4/19/2012 1:33:00 PM
Hexane	< 0.54	0.54		ug/m3	1	4/19/2012 1:33:00 PM
Isopropyl alcohol	30	3.7		ug/m3	10	4/20/2012 1:25:00 AM
m&p-Xylene	150	13		ug/m3	10	4/20/2012 1:25:00 AM
Methyl Butyl Ketone	< 1.2	1.2		ug/m3	1	4/19/2012 1:33:00 PM
Methyl Ethyl Ketone	< 0.90	0.90		ug/m3	1	4/19/2012 1:33:00 PM
Methyl Isobutyl Ketone	< 1.2	1.2		ug/m3	1	4/19/2012 1:33:00 PM
Methyl tert-butyl ether	< 0.55	0.55		ug/m3	1	4/19/2012 1:33:00 PM
Methylene chloride	0.81	0.53		ug/m3	1	4/19/2012 1:33:00 PM
o-Xylene	38	6.6		ug/m3	10	4/20/2012 1:25:00 AM
Propylene	< 0.26	0.26		ug/m3	1	4/19/2012 1:33:00 PM
Styrene	< 0.65	0.65		ug/m3	1	4/19/2012 1:33:00 PM
Tetrachloroethylene	21	10		ug/m3	10	4/20/2012 1:25:00 AM
Tetrahydrofuran	< 0.45	0.45		ug/m3	1	4/19/2012 1:33:00 PM
Toluene	76	5.7		ug/m3	10	4/20/2012 1:25:00 AM
trans-1,2-Dichloroethene	< 0.60	0.60		ug/m3	1	4/19/2012 1:33:00 PM
trans-1,3-Dichloropropene	< 0.69	0.69		ug/m3	1	4/19/2012 1:33:00 PM
Trichloroethene	3.1	0.82		ug/m3	1	4/19/2012 1:33:00 PM
Vinyl acetate	< 0.54	0.54		ug/m3	1	4/19/2012 1:33:00 PM
Vinyl Bromide	< 0.67	0.67		ug/m3	1	4/19/2012 1:33:00 PM
Vinyl chloride	< 0.39	0.39		ug/m3	1	4/19/2012 1:33:00 PM

Qualifiers:

**	Reporting Limit	.	Results reported are not blank corrected
B	Analyte detected in the associated Method Blank	E	Value above quantitation range
H	Holding times for preparation or analysis exceeded	J	Analyte detected at or below quantitation limits
JN	Non-routine analyte. Quantitation estimated.	ND	Not Detected at the Reporting Limit
S	Spike Recovery outside accepted recovery limits		

Centek Laboratories, LLC

Date: *27-Apr-12*

CLIENT:	Arcadis	**Client Sample ID:**	AMB-041312
Lab Order:	C1204029	**Tag Number:**	131,153
Project:	LMC Corp Utica	**Collection Date:**	4/13/2012
Lab ID:	C1204029-007A	**Matrix:**	AIR

Analyses	Result	**Limit	Qual	Units	DF	Date Analyzed
FIELD PARAMETERS		FLD				Analyst:
Lab Vacuum In	-15			"Hg		4/13/2012
Lab Vacuum Out	-30			"Hg		4/13/2012
1UG/M3 BY METHOD TO15		TO-15				Analyst: RJP
1,1,1-Trichloroethane	< 0.15	0.15		ppbV	1	4/18/2012 12:54:00 PM
1,1,2,2-Tetrachloroethane	< 0.15	0.15		ppbV	1	4/18/2012 12:54:00 PM
1,1,2-Trichloroethane	< 0.15	0.15		ppbV	1	4/18/2012 12:54:00 PM
1,1-Dichloroethane	< 0.15	0.15		ppbV	1	4/18/2012 12:54:00 PM
1,1-Dichloroethene	< 0.15	0.15		ppbV	1	4/18/2012 12:54:00 PM
1,2,4-Trichlorobenzene	< 0.15	0.15		ppbV	1	4/18/2012 12:54:00 PM
1,2,4-Trimethylbenzene	< 0.15	0.15		ppbV	1	4/18/2012 12:54:00 PM
1,2-Dibromoethane	< 0.15	0.15		ppbV	1	4/18/2012 12:54:00 PM
1,2-Dichlorobenzene	< 0.15	0.15		ppbV	1	4/18/2012 12:54:00 PM
1,2-Dichloroethane	< 0.15	0.15		ppbV	1	4/18/2012 12:54:00 PM
1,2-Dichloropropane	< 0.15	0.15		ppbV	1	4/18/2012 12:54:00 PM
1,3,5-Trimethylbenzene	< 0.15	0.15		ppbV	1	4/18/2012 12:54:00 PM
1,3-butadiene	< 0.15	0.15		ppbV	1	4/18/2012 12:54:00 PM
1,3-Dichlorobenzene	< 0.15	0.15		ppbV	1	4/18/2012 12:54:00 PM
1,4-Dichlorobenzene	< 0.15	0.15		ppbV	1	4/18/2012 12:54:00 PM
1,4-Dioxane	< 0.30	0.30		ppbV	1	4/18/2012 12:54:00 PM
2,2,4-trimethylpentane	< 0.15	0.15		ppbV	1	4/18/2012 12:54:00 PM
4-ethyltoluene	< 0.15	0.15		ppbV	1	4/18/2012 12:54:00 PM
Acetone	7.1	1.5		ppbV	5	4/18/2012 2:02:00 PM
Allyl chloride	< 0.15	0.15		ppbV	1	4/18/2012 12:54:00 PM
Benzene	0.24	0.15		ppbV	1	4/18/2012 12:54:00 PM
Benzyl chloride	< 0.15	0.15		ppbV	1	4/18/2012 12:54:00 PM
Bromodichloromethane	< 0.15	0.15		ppbV	1	4/18/2012 12:54:00 PM
Bromoform	< 0.15	0.15		ppbV	1	4/18/2012 12:54:00 PM
Bromomethane	< 0.15	0.15		ppbV	1	4/18/2012 12:54:00 PM
Carbon disulfide	0.14	0.15	J	ppbV	1	4/18/2012 12:54:00 PM
Carbon tetrachloride	0.10	0.15	J	ppbV	1	4/18/2012 12:54:00 PM
Chlorobenzene	< 0.15	0.15		ppbV	1	4/18/2012 12:54:00 PM
Chloroethane	< 0.15	0.15		ppbV	1	4/18/2012 12:54:00 PM
Chloroform	< 0.15	0.15		ppbV	1	4/18/2012 12:54:00 PM
Chloromethane	0.48	0.15		ppbV	1	4/18/2012 12:54:00 PM
cis-1,2-Dichloroethene	< 0.15	0.15		ppbV	1	4/18/2012 12:54:00 PM
cis-1,3-Dichloropropene	< 0.15	0.15		ppbV	1	4/18/2012 12:54:00 PM
Cyclohexane	< 0.15	0.15		ppbV	1	4/18/2012 12:54:00 PM
Dibromochloromethane	< 0.15	0.15		ppbV	1	4/18/2012 12:54:00 PM
Ethyl acetate	< 0.25	0.25		ppbV	1	4/18/2012 12:54:00 PM

Qualifiers:

**	Reporting Limit	.	Results reported are not blank corrected
B	Analyte detected in the associated Method Blank	E	Value above quantitation range
H	Holding times for preparation or analysis exceeded	J	Analyte detected at or below quantitation limits
JN	Non-routine analyte. Quantitation estimated.	ND	Not Detected at the Reporting Limit
S	Spike Recovery outside accepted recovery limits		

Centek Laboratories, LLC

Date: *27-Apr-12*

CLIENT:	Arcadis	**Client Sample ID:**	AMB-041312
Lab Order:	C1204029	**Tag Number:**	131,153
Project:	LMC Corp Utica	**Collection Date:**	4/13/2012
Lab ID:	C1204029-007A	**Matrix:**	AIR

Analyses	Result	**Limit	Qual	Units	DF	Date Analyzed
1UG/M3 BY METHOD TO15		**TO-15**				Analyst: RJP
Ethylbenzene	< 0.15	0.15		ppbV	1	4/18/2012 12:54:00 PM
Freon 11	0.24	0.15		ppbV	1	4/18/2012 12:54:00 PM
Freon 113	0.10	0.15	J	ppbV	1	4/18/2012 12:54:00 PM
Freon 114	< 0.15	0.15		ppbV	1	4/18/2012 12:54:00 PM
Freon 12	0.51	0.15		ppbV	1	4/18/2012 12:54:00 PM
Heptane	< 0.15	0.15		ppbV	1	4/18/2012 12:54:00 PM
Hexachloro-1,3-butadiene	< 0.15	0.15		ppbV	1	4/18/2012 12:54:00 PM
Hexane	< 0.15	0.15		ppbV	1	4/18/2012 12:54:00 PM
Isopropyl alcohol	< 0.15	0.15		ppbV	1	4/18/2012 12:54:00 PM
m&p-Xylene	< 0.30	0.30		ppbV	1	4/18/2012 12:54:00 PM
Methyl Butyl Ketone	< 0.30	0.30		ppbV	1	4/18/2012 12:54:00 PM
Methyl Ethyl Ketone	< 0.30	0.30		ppbV	1	4/18/2012 12:54:00 PM
Methyl Isobutyl Ketone	< 0.30	0.30		ppbV	1	4/18/2012 12:54:00 PM
Methyl tert-butyl ether	< 0.15	0.15		ppbV	1	4/18/2012 12:54:00 PM
Methylene chloride	0.29	0.15		ppbV	1	4/18/2012 12:54:00 PM
o-Xylene	< 0.15	0.15		ppbV	1	4/18/2012 12:54:00 PM
Propylene	< 0.15	0.15		ppbV	1	4/18/2012 12:54:00 PM
Styrene	< 0.15	0.15		ppbV	1	4/18/2012 12:54:00 PM
Tetrachloroethylene	< 0.15	0.15		ppbV	1	4/18/2012 12:54:00 PM
Tetrahydrofuran	< 0.15	0.15		ppbV	1	4/18/2012 12:54:00 PM
Toluene	0.42	0.15		ppbV	1	4/18/2012 12:54:00 PM
trans-1,2-Dichloroethene	< 0.15	0.15		ppbV	1	4/18/2012 12:54:00 PM
trans-1,3-Dichloropropene	< 0.15	0.15		ppbV	1	4/18/2012 12:54:00 PM
Trichloroethene	< 0.15	0.15		ppbV	1	4/18/2012 12:54:00 PM
Vinyl acetate	< 0.15	0.15		ppbV	1	4/18/2012 12:54:00 PM
Vinyl Bromide	< 0.15	0.15		ppbV	1	4/18/2012 12:54:00 PM
Vinyl chloride	< 0.15	0.15		ppbV	1	4/18/2012 12:54:00 PM
Surr: Bromofluorobenzene	86.0	70-130		%REC	1	4/18/2012 12:54:00 PM

Qualifiers:

**	Reporting Limit	.	Results reported are not blank corrected
B	Analyte detected in the associated Method Blank	E	Value above quantitation range
H	Holding times for preparation or analysis exceeded	J	Analyte detected at or below quantitation limits
JN	Non-routine analyte. Quantitation estimated.	ND	Not Detected at the Reporting Limit
S	Spike Recovery outside accepted recovery limits		

Centek Laboratories, LLC

Date: *27-Apr-12*

CLIENT:	Arcadis	**Client Sample ID:**	AMB-041312
Lab Order:	C1204029	**Tag Number:**	131,153
Project:	LMC Corp Utica	**Collection Date:**	4/13/2012
Lab ID:	C1204029-007A	**Matrix:**	AIR

Analyses	Result	**Limit	Qual	Units	DF	Date Analyzed
1UG/M3 BY METHOD TO15		**TO-15**				Analyst: **RJP**
1,1,1-Trichloroethane	< 0.83	0.83		ug/m3	1	4/18/2012 12:54:00 PM
1,1,2,2-Tetrachloroethane	< 1.0	1.0		ug/m3	1	4/18/2012 12:54:00 PM
1,1,2-Trichloroethane	< 0.83	0.83		ug/m3	1	4/18/2012 12:54:00 PM
1,1-Dichloroethane	< 0.62	0.62		ug/m3	1	4/18/2012 12:54:00 PM
1,1-Dichloroethene	< 0.60	0.60		ug/m3	1	4/18/2012 12:54:00 PM
1,2,4-Trichlorobenzene	< 1.1	1.1		ug/m3	1	4/18/2012 12:54:00 PM
1,2,4-Trimethylbenzene	< 0.75	0.75		ug/m3	1	4/18/2012 12:54:00 PM
1,2-Dibromoethane	< 1.2	1.2		ug/m3	1	4/18/2012 12:54:00 PM
1,2-Dichlorobenzene	< 0.92	0.92		ug/m3	1	4/18/2012 12:54:00 PM
1,2-Dichloroethane	< 0.62	0.62		ug/m3	1	4/18/2012 12:54:00 PM
1,2-Dichloropropane	< 0.70	0.70		ug/m3	1	4/18/2012 12:54:00 PM
1,3,5-Trimethylbenzene	< 0.75	0.75		ug/m3	1	4/18/2012 12:54:00 PM
1,3-butadiene	< 0.34	0.34		ug/m3	1	4/18/2012 12:54:00 PM
1,3-Dichlorobenzene	< 0.92	0.92		ug/m3	1	4/18/2012 12:54:00 PM
1,4-Dichlorobenzene	< 0.92	0.92		ug/m3	1	4/18/2012 12:54:00 PM
1,4-Dioxane	< 1.1	1.1		ug/m3	1	4/18/2012 12:54:00 PM
2,2,4-trimethylpentane	< 0.71	0.71		ug/m3	1	4/18/2012 12:54:00 PM
4-ethyltoluene	< 0.75	0.75		ug/m3	1	4/18/2012 12:54:00 PM
Acetone	17	3.6		ug/m3	5	4/18/2012 2:02:00 PM
Allyl chloride	< 0.48	0.48		ug/m3	1	4/18/2012 12:54:00 PM
Benzene	0.78	0.49		ug/m3	1	4/18/2012 12:54:00 PM
Benzyl chloride	< 0.88	0.88		ug/m3	1	4/18/2012 12:54:00 PM
Bromodichloromethane	< 1.0	1.0		ug/m3	1	4/18/2012 12:54:00 PM
Bromoform	< 1.6	1.6		ug/m3	1	4/18/2012 12:54:00 PM
Bromomethane	< 0.59	0.59		ug/m3	1	4/18/2012 12:54:00 PM
Carbon disulfide	0.44	0.47	J	ug/m3	1	4/18/2012 12:54:00 PM
Carbon tetrachloride	0.64	0.96	J	ug/m3	1	4/18/2012 12:54:00 PM
Chlorobenzene	< 0.70	0.70		ug/m3	1	4/18/2012 12:54:00 PM
Chloroethane	< 0.40	0.40		ug/m3	1	4/18/2012 12:54:00 PM
Chloroform	< 0.74	0.74		ug/m3	1	4/18/2012 12:54:00 PM
Chloromethane	1.0	0.31		ug/m3	1	4/18/2012 12:54:00 PM
cis-1,2-Dichloroethene	< 0.60	0.60		ug/m3	1	4/18/2012 12:54:00 PM
cis-1,3-Dichloropropene	< 0.69	0.69		ug/m3	1	4/18/2012 12:54:00 PM
Cyclohexane	< 0.52	0.52		ug/m3	1	4/18/2012 12:54:00 PM
Dibromochloromethane	< 1.3	1.3		ug/m3	1	4/18/2012 12:54:00 PM
Ethyl acetate	< 0.92	0.92		ug/m3	1	4/18/2012 12:54:00 PM
Ethylbenzene	< 0.66	0.66		ug/m3	1	4/18/2012 12:54:00 PM
Freon 11	1.4	0.86		ug/m3	1	4/18/2012 12:54:00 PM
Freon 113	0.78	1.2	J	ug/m3	1	4/18/2012 12:54:00 PM
Freon 114	< 1.1	1.1		ug/m3	1	4/18/2012 12:54:00 PM

Qualifiers:

**	Reporting Limit	.	Results reported are not blank corrected
B	Analyte detected in the associated Method Blank	E	Value above quantitation range
H	Holding times for preparation or analysis exceeded	J	Analyte detected at or below quantitation limits
JN	Non-routine analyte. Quantitation estimated.	ND	Not Detected at the Reporting Limit
S	Spike Recovery outside accepted recovery limits		

Centek Laboratories, LLC

Date: *27-Apr-12*

CLIENT:	Arcadis	**Client Sample ID:**	AMB-041312
Lab Order:	C1204029	**Tag Number:**	131,153
Project:	LMC Corp Utica	**Collection Date:**	4/13/2012
Lab ID:	C1204029-007A	**Matrix:**	AIR

Analyses	Result	**Limit	Qual	Units	DF	Date Analyzed
1UG/M3 BY METHOD TO15		TO-15				Analyst: RJP
Freon 12	2.6	0.75		ug/m3	1	4/18/2012 12:54:00 PM
Heptane	< 0.62	0.62		ug/m3	1	4/18/2012 12:54:00 PM
Hexachloro-1,3-butadiene	< 1.6	1.6		ug/m3	1	4/18/2012 12:54:00 PM
Hexane	< 0.54	0.54		ug/m3	1	4/18/2012 12:54:00 PM
Isopropyl alcohol	< 0.37	0.37		ug/m3	1	4/18/2012 12:54:00 PM
m&p-Xylene	< 1.3	1.3		ug/m3	1	4/18/2012 12:54:00 PM
Methyl Butyl Ketone	< 1.2	1.2		ug/m3	1	4/18/2012 12:54:00 PM
Methyl Ethyl Ketone	< 0.90	0.90		ug/m3	1	4/18/2012 12:54:00 PM
Methyl Isobutyl Ketone	< 1.2	1.2		ug/m3	1	4/18/2012 12:54:00 PM
Methyl tert-butyl ether	< 0.55	0.55		ug/m3	1	4/18/2012 12:54:00 PM
Methylene chloride	1.0	0.53		ug/m3	1	4/18/2012 12:54:00 PM
o-Xylene	< 0.66	0.66		ug/m3	1	4/18/2012 12:54:00 PM
Propylene	< 0.26	0.26		ug/m3	1	4/18/2012 12:54:00 PM
Styrene	< 0.65	0.65		ug/m3	1	4/18/2012 12:54:00 PM
Tetrachloroethylene	< 1.0	1.0		ug/m3	1	4/18/2012 12:54:00 PM
Tetrahydrofuran	< 0.45	0.45		ug/m3	1	4/18/2012 12:54:00 PM
Toluene	1.6	0.57		ug/m3	1	4/18/2012 12:54:00 PM
trans-1,2-Dichloroethene	< 0.60	0.60		ug/m3	1	4/18/2012 12:54:00 PM
trans-1,3-Dichloropropene	< 0.69	0.69		ug/m3	1	4/18/2012 12:54:00 PM
Trichloroethene	< 0.82	0.82		ug/m3	1	4/18/2012 12:54:00 PM
Vinyl acetate	< 0.54	0.54		ug/m3	1	4/18/2012 12:54:00 PM
Vinyl Bromide	< 0.67	0.67		ug/m3	1	4/18/2012 12:54:00 PM
Vinyl chloride	< 0.39	0.39		ug/m3	1	4/18/2012 12:54:00 PM

Qualifiers:

**	Reporting Limit	.	Results reported are not blank corrected
B	Analyte detected in the associated Method Blank	E	Value above quantitation range
H	Holding times for preparation or analysis exceeded	J	Analyte detected at or below quantitation limits
JN	Non-routine analyte. Quantitation estimated.	ND	Not Detected at the Reporting Limit
S	Spike Recovery outside accepted recovery limits		

Centek Laboratories, LLC

Date: *27-Apr-12*

CLIENT:	Arcadis	**Client Sample ID:**	DUP-041212
Lab Order:	C1204029	**Tag Number:**	359,69
Project:	LMC Corp Utica	**Collection Date:**	4/13/2012
Lab ID:	C1204029-008A	**Matrix:**	AIR

Analyses	Result	**Limit	Qual	Units	DF	Date Analyzed
FIELD PARAMETERS		FLD				Analyst:
Lab Vacuum In	-1			"Hg		4/13/2012
Lab Vacuum Out	-30			"Hg		4/13/2012
1UG/M3 BY METHOD TO15		TO-15				Analyst: RJP
1,1,1-Trichloroethane	< 0.15	0.15		ppbV	1	4/18/2012 1:27:00 PM
1,1,2,2-Tetrachloroethane	< 0.15	0.15		ppbV	1	4/18/2012 1:27:00 PM
1,1,2-Trichloroethane	< 0.15	0.15		ppbV	1	4/18/2012 1:27:00 PM
1,1-Dichloroethane	< 0.15	0.15		ppbV	1	4/18/2012 1:27:00 PM
1,1-Dichloroethene	< 0.15	0.15		ppbV	1	4/18/2012 1:27:00 PM
1,2,4-Trichlorobenzene	< 0.15	0.15		ppbV	1	4/18/2012 1:27:00 PM
1,2,4-Trimethylbenzene	0.56	0.15		ppbV	1	4/18/2012 1:27:00 PM
1,2-Dibromoethane	< 0.15	0.15		ppbV	1	4/18/2012 1:27:00 PM
1,2-Dichlorobenzene	< 0.15	0.15		ppbV	1	4/18/2012 1:27:00 PM
1,2-Dichloroethane	< 0.15	0.15		ppbV	1	4/18/2012 1:27:00 PM
1,2-Dichloropropane	< 0.15	0.15		ppbV	1	4/18/2012 1:27:00 PM
1,3,5-Trimethylbenzene	0.15	0.15		ppbV	1	4/18/2012 1:27:00 PM
1,3-butadiene	< 0.15	0.15		ppbV	1	4/18/2012 1:27:00 PM
1,3-Dichlorobenzene	< 0.15	0.15		ppbV	1	4/18/2012 1:27:00 PM
1,4-Dichlorobenzene	< 0.15	0.15		ppbV	1	4/18/2012 1:27:00 PM
1,4-Dioxane	< 0.30	0.30		ppbV	1	4/18/2012 1:27:00 PM
2,2,4-trimethylpentane	< 0.15	0.15		ppbV	1	4/18/2012 1:27:00 PM
4-ethyltoluene	0.20	0.15		ppbV	1	4/18/2012 1:27:00 PM
Acetone	50	6.0		ppbV	20	4/18/2012 2:35:00 PM
Allyl chloride	< 0.15	0.15		ppbV	1	4/18/2012 1:27:00 PM
Benzene	0.45	0.15		ppbV	1	4/18/2012 1:27:00 PM
Benzyl chloride	< 0.15	0.15		ppbV	1	4/18/2012 1:27:00 PM
Bromodichloromethane	< 0.15	0.15		ppbV	1	4/18/2012 1:27:00 PM
Bromoform	< 0.15	0.15		ppbV	1	4/18/2012 1:27:00 PM
Bromomethane	< 0.15	0.15		ppbV	1	4/18/2012 1:27:00 PM
Carbon disulfide	6.8	3.0		ppbV	20	4/18/2012 2:35:00 PM
Carbon tetrachloride	< 0.15	0.15		ppbV	1	4/18/2012 1:27:00 PM
Chlorobenzene	< 0.15	0.15		ppbV	1	4/18/2012 1:27:00 PM
Chloroethane	< 0.15	0.15		ppbV	1	4/18/2012 1:27:00 PM
Chloroform	< 0.15	0.15		ppbV	1	4/18/2012 1:27:00 PM
Chloromethane	< 0.15	0.15		ppbV	1	4/18/2012 1:27:00 PM
cis-1,2-Dichloroethene	< 0.15	0.15		ppbV	1	4/18/2012 1:27:00 PM
cis-1,3-Dichloropropene	< 0.15	0.15		ppbV	1	4/18/2012 1:27:00 PM
Cyclohexane	< 0.15	0.15		ppbV	1	4/18/2012 1:27:00 PM
Dibromochloromethane	< 0.15	0.15		ppbV	1	4/18/2012 1:27:00 PM
Ethyl acetate	< 0.25	0.25		ppbV	1	4/18/2012 1:27:00 PM

Qualifiers:

**	Reporting Limit	.	Results reported are not blank corrected
B	Analyte detected in the associated Method Blank	E	Value above quantitation range
H	Holding times for preparation or analysis exceeded	J	Analyte detected at or below quantitation limits
JN	Non-routine analyte. Quantitation estimated.	ND	Not Detected at the Reporting Limit
S	Spike Recovery outside accepted recovery limits		

Centek Laboratories, LLC

Date: *27-Apr-12*

CLIENT:	Arcadis	**Client Sample ID:**	DUP-041212
Lab Order:	C1204029	**Tag Number:**	359,69
Project:	LMC Corp Utica	**Collection Date:**	4/13/2012
Lab ID:	C1204029-008A	**Matrix:**	AIR

Analyses	Result	**Limit	Qual	Units	DF	Date Analyzed
1UG/M3 BY METHOD TO15		TO-15				Analyst: RJP
Ethylbenzene	2.4	3.0	J	ppbV	20	4/18/2012 2:35:00 PM
Freon 11	0.21	0.15		ppbV	1	4/18/2012 1:27:00 PM
Freon 113	0.24	0.15		ppbV	1	4/18/2012 1:27:00 PM
Freon 114	< 0.15	0.15		ppbV	1	4/18/2012 1:27:00 PM
Freon 12	0.72	0.15		ppbV	1	4/18/2012 1:27:00 PM
Heptane	0.42	0.15		ppbV	1	4/18/2012 1:27:00 PM
Hexachloro-1,3-butadiene	< 0.15	0.15		ppbV	1	4/18/2012 1:27:00 PM
Hexane	< 0.15	0.15		ppbV	1	4/18/2012 1:27:00 PM
Isopropyl alcohol	< 0.15	0.15		ppbV	1	4/18/2012 1:27:00 PM
m&p-Xylene	6.4	6.0		ppbV	20	4/18/2012 2:35:00 PM
Methyl Butyl Ketone	< 0.30	0.30		ppbV	1	4/18/2012 1:27:00 PM
Methyl Ethyl Ketone	2.0	0.30		ppbV	1	4/18/2012 1:27:00 PM
Methyl Isobutyl Ketone	< 0.30	0.30		ppbV	1	4/18/2012 1:27:00 PM
Methyl tert-butyl ether	< 0.15	0.15		ppbV	1	4/18/2012 1:27:00 PM
Methylene chloride	< 0.15	0.15		ppbV	1	4/18/2012 1:27:00 PM
o-Xylene	2.2	3.0	J	ppbV	20	4/18/2012 2:35:00 PM
Propylene	< 0.15	0.15		ppbV	1	4/18/2012 1:27:00 PM
Styrene	< 0.15	0.15		ppbV	1	4/18/2012 1:27:00 PM
Tetrachloroethylene	1.5	0.15		ppbV	1	4/18/2012 1:27:00 PM
Tetrahydrofuran	< 0.15	0.15		ppbV	1	4/18/2012 1:27:00 PM
Toluene	6.0	3.0		ppbV	20	4/18/2012 2:35:00 PM
trans-1,2-Dichloroethene	< 0.15	0.15		ppbV	1	4/18/2012 1:27:00 PM
trans-1,3-Dichloropropene	< 0.15	0.15		ppbV	1	4/18/2012 1:27:00 PM
Trichloroethene	0.16	0.15		ppbV	1	4/18/2012 1:27:00 PM
Vinyl acetate	< 0.15	0.15		ppbV	1	4/18/2012 1:27:00 PM
Vinyl Bromide	< 0.15	0.15		ppbV	1	4/18/2012 1:27:00 PM
Vinyl chloride	< 0.15	0.15		ppbV	1	4/18/2012 1:27:00 PM
Surr: Bromofluorobenzene	115	70-130		%REC	1	4/18/2012 1:27:00 PM

Qualifiers:

**	Reporting Limit	.	Results reported are not blank corrected
B	Analyte detected in the associated Method Blank	E	Value above quantitation range
H	Holding times for preparation or analysis exceeded	J	Analyte detected at or below quantitation limits
JN	Non-routine analyte. Quantitation estimated.	ND	Not Detected at the Reporting Limit
S	Spike Recovery outside accepted recovery limits		

Centek Laboratories, LLC

Date: *27-Apr-12*

CLIENT:	Arcadis	**Client Sample ID:**	DUP-041212
Lab Order:	C1204029	**Tag Number:**	359,69
Project:	LMC Corp Utica	**Collection Date:**	4/13/2012
Lab ID:	C1204029-008A	**Matrix:**	AIR

Analyses	Result	**Limit	Qual	Units	DF	Date Analyzed
1UG/M3 BY METHOD TO15		**TO-15**				Analyst: RJP
1,1,1-Trichloroethane	< 0.83	0.83		ug/m3	1	4/18/2012 1:27:00 PM
1,1,2,2-Tetrachloroethane	< 1.0	1.0		ug/m3	1	4/18/2012 1:27:00 PM
1,1,2-Trichloroethane	< 0.83	0.83		ug/m3	1	4/18/2012 1:27:00 PM
1,1-Dichloroethane	< 0.62	0.62		ug/m3	1	4/18/2012 1:27:00 PM
1,1-Dichloroethene	< 0.60	0.60		ug/m3	1	4/18/2012 1:27:00 PM
1,2,4-Trichlorobenzene	< 1.1	1.1		ug/m3	1	4/18/2012 1:27:00 PM
1,2,4-Trimethylbenzene	2.8	0.75		ug/m3	1	4/18/2012 1:27:00 PM
1,2-Dibromoethane	< 1.2	1.2		ug/m3	1	4/18/2012 1:27:00 PM
1,2-Dichlorobenzene	< 0.92	0.92		ug/m3	1	4/18/2012 1:27:00 PM
1,2-Dichloroethane	< 0.62	0.62		ug/m3	1	4/18/2012 1:27:00 PM
1,2-Dichloropropane	< 0.70	0.70		ug/m3	1	4/18/2012 1:27:00 PM
1,3,5-Trimethylbenzene	0.75	0.75		ug/m3	1	4/18/2012 1:27:00 PM
1,3-butadiene	< 0.34	0.34		ug/m3	1	4/18/2012 1:27:00 PM
1,3-Dichlorobenzene	< 0.92	0.92		ug/m3	1	4/18/2012 1:27:00 PM
1,4-Dichlorobenzene	< 0.92	0.92		ug/m3	1	4/18/2012 1:27:00 PM
1,4-Dioxane	< 1.1	1.1		ug/m3	1	4/18/2012 1:27:00 PM
2,2,4-trimethylpentane	< 0.71	0.71		ug/m3	1	4/18/2012 1:27:00 PM
4-ethyltoluene	1.0	0.75		ug/m3	1	4/18/2012 1:27:00 PM
Acetone	120	14		ug/m3	20	4/18/2012 2:35:00 PM
Allyl chloride	< 0.48	0.48		ug/m3	1	4/18/2012 1:27:00 PM
Benzene	1.5	0.49		ug/m3	1	4/18/2012 1:27:00 PM
Benzyl chloride	< 0.88	0.88		ug/m3	1	4/18/2012 1:27:00 PM
Bromodichloromethane	< 1.0	1.0		ug/m3	1	4/18/2012 1:27:00 PM
Bromoform	< 1.6	1.6		ug/m3	1	4/18/2012 1:27:00 PM
Bromomethane	< 0.59	0.59		ug/m3	1	4/18/2012 1:27:00 PM
Carbon disulfide	22	9.5		ug/m3	20	4/18/2012 2:35:00 PM
Carbon tetrachloride	< 0.96	0.96		ug/m3	1	4/18/2012 1:27:00 PM
Chlorobenzene	< 0.70	0.70		ug/m3	1	4/18/2012 1:27:00 PM
Chloroethane	< 0.40	0.40		ug/m3	1	4/18/2012 1:27:00 PM
Chloroform	< 0.74	0.74		ug/m3	1	4/18/2012 1:27:00 PM
Chloromethane	< 0.31	0.31		ug/m3	1	4/18/2012 1:27:00 PM
cis-1,2-Dichloroethene	< 0.60	0.60		ug/m3	1	4/18/2012 1:27:00 PM
cis-1,3-Dichloropropene	< 0.69	0.69		ug/m3	1	4/18/2012 1:27:00 PM
Cyclohexane	< 0.52	0.52		ug/m3	1	4/18/2012 1:27:00 PM
Dibromochloromethane	< 1.3	1.3		ug/m3	1	4/18/2012 1:27:00 PM
Ethyl acetate	< 0.92	0.92		ug/m3	1	4/18/2012 1:27:00 PM
Ethylbenzene	11	13	J	ug/m3	20	4/18/2012 2:35:00 PM
Freon 11	1.2	0.86		ug/m3	1	4/18/2012 1:27:00 PM
Freon 113	1.9	1.2		ug/m3	1	4/18/2012 1:27:00 PM
Freon 114	< 1.1	1.1		ug/m3	1	4/18/2012 1:27:00 PM

Qualifiers:

**	Reporting Limit	.	Results reported are not blank corrected
B	Analyte detected in the associated Method Blank	E	Value above quantitation range
H	Holding times for preparation or analysis exceeded	J	Analyte detected at or below quantitation limits
JN	Non-routine analyte. Quantitation estimated.	ND	Not Detected at the Reporting Limit
S	Spike Recovery outside accepted recovery limits		

Centek Laboratories, LLC

Date: *27-Apr-12*

CLIENT:	Arcadis	**Client Sample ID:**	DUP-041212
Lab Order:	C1204029	**Tag Number:**	359,69
Project:	LMC Corp Utica	**Collection Date:**	4/13/2012
Lab ID:	C1204029-008A	**Matrix:**	AIR

Analyses	Result	**Limit	Qual	Units	DF	Date Analyzed
1UG/M3 BY METHOD TO15		**TO-15**				Analyst: RJP
Freon 12	3.6	0.75		ug/m3	1	4/18/2012 1:27:00 PM
Heptane	1.7	0.62		ug/m3	1	4/18/2012 1:27:00 PM
Hexachloro-1,3-butadiene	< 1.6	1.6		ug/m3	1	4/18/2012 1:27:00 PM
Hexane	< 0.54	0.54		ug/m3	1	4/18/2012 1:27:00 PM
Isopropyl alcohol	< 0.37	0.37		ug/m3	1	4/18/2012 1:27:00 PM
m&p-Xylene	28	26		ug/m3	20	4/18/2012 2:35:00 PM
Methyl Butyl Ketone	< 1.2	1.2		ug/m3	1	4/18/2012 1:27:00 PM
Methyl Ethyl Ketone	6.1	0.90		ug/m3	1	4/18/2012 1:27:00 PM
Methyl Isobutyl Ketone	< 1.2	1.2		ug/m3	1	4/18/2012 1:27:00 PM
Methyl tert-butyl ether	< 0.55	0.55		ug/m3	1	4/18/2012 1:27:00 PM
Methylene chloride	< 0.53	0.53		ug/m3	1	4/18/2012 1:27:00 PM
o-Xylene	9.7	13	J	ug/m3	20	4/18/2012 2:35:00 PM
Propylene	< 0.26	0.26		ug/m3	1	4/18/2012 1:27:00 PM
Styrene	< 0.65	0.65		ug/m3	1	4/18/2012 1:27:00 PM
Tetrachloroethylene	10	1.0		ug/m3	1	4/18/2012 1:27:00 PM
Tetrahydrofuran	< 0.45	0.45		ug/m3	1	4/18/2012 1:27:00 PM
Toluene	23	11		ug/m3	20	4/18/2012 2:35:00 PM
trans-1,2-Dichloroethene	< 0.60	0.60		ug/m3	1	4/18/2012 1:27:00 PM
trans-1,3-Dichloropropene	< 0.69	0.69		ug/m3	1	4/18/2012 1:27:00 PM
Trichloroethene	0.87	0.82		ug/m3	1	4/18/2012 1:27:00 PM
Vinyl acetate	< 0.54	0.54		ug/m3	1	4/18/2012 1:27:00 PM
Vinyl Bromide	< 0.67	0.67		ug/m3	1	4/18/2012 1:27:00 PM
Vinyl chloride	< 0.39	0.39		ug/m3	1	4/18/2012 1:27:00 PM

Qualifiers:

**	Reporting Limit	.	Results reported are not blank corrected
B	Analyte detected in the associated Method Blank	E	Value above quantitation range
H	Holding times for preparation or analysis exceeded	J	Analyte detected at or below quantitation limits
JN	Non-routine analyte. Quantitation estimated.	ND	Not Detected at the Reporting Limit
S	Spike Recovery outside accepted recovery limits		

GC/MS VOLATILES-WHOLE AIR

METHOD TO-15

QUALITY CONTROL SUMMARY

Date: 27-Apr-12

CENTEK LABORATORIES, LLC

QC SUMMARY REPORT
SURROGATE RECOVERIES

CLIENT: Arcadis
Work Order: C1204029
Project: LMC Corp Utica
Test No: TO-15 **Matrix:** A

Sample ID	BR4FBZ							
ALCS1UG-041812	91.0							
ALCS1UG-041912	97.0							
ALCS1UGD-041812	106							
ALCS1UGD-041912	103							
AMB1UG-041812	86.0							
AMB1UG-041912	81.0							
C1204029-001A	118							
C1204029-002A	122							
C1204029-003A	105							
C1204029-004A	128							
C1204029-005A	113							
C1204029-006A	114							
C1204029-007A	86.0							
C1204029-008A	115							

Acronym		Surrogate	QC Limits
BR4FBZ	=	Bromofluorobenzene	70-130

*** Surrogate recovery outside acceptance limits**

1

Tune File : C:\HPCHEM\1\DATA\AJ041803.D
Tune Time : 18 Apr 2012 8:25 am

Daily Calibration File : C:\HPCHEM\1\DATA\AJ041803.D

			(BFB)	(IS1)	(IS2)	(IS3)
				17189	57703	39484
File	Sample	DL	Surrogate Recovery %	Internal Standard Responses		
AJ041807.D	C1204029-007A		86	16593	51241	39235
AJ041808.D	C1204029-008A		115	17657	57059	45318
AJ041809.D	C1204029-007A	5x	91	16512	52555	34054
AJ041810.D	C1204029-008A	20x	88	18012	57506	37698
AJ041829.D	ALCS1UGD-041812		106	18737	66302	72077*
AJ041833.D	C1204029-001A		118	17832	58108	51776
AJ041834.D	C1204029-002A		122	17059	53404	55072
AJ041835.D	C1204029-003A		105	18126	56802	52613
AJ041836.D	C1204029-004A		128	17940	54692	47092
AJ041837.D	C1204029-001A	20X	98	16975	51626	36807
AJ041838.D	C1204029-002A	20X	97	16110	46658	33811
AJ041839.D	C1204029-003A	20X	97	15577	48931	35374
AJ041840.D	C1204029-004A	20X	90	15995	45618	32929

t - fails 24hr time check * - fails criteria

Created: Fri Apr 27 10:24:52 2012 MSD #1/

GC/MS QA/QC Check Report

Tune File : C:\HPCHEM\1\DATA\AJ041904.D
Tune Time : 19 Apr 2012 9:08 am

Daily Calibration File : C:\HPCHEM\1\DATA\AJ041904.D

			(BFB)	(IS1)	(IS2)	(IS3)
				15149	48324	36316
File	Sample	DL	Surrogate Recovery %	Internal Standard Responses		
AJ041905.D	AMB1UG-041912		81	15241	47104	29709
AJ041906.D	ALCS1UG-041912		97	15092	49575	35552
AJ041910.D	C1204029-005A		113	16274	51448	47496
AJ041911.D	C1204029-006A		114	17586	60217	52737*
AJ041927.D	C1204029-005A	10x	108	21220*	62549	47312
AJ041928.D	C1204029-005A	40x	103	18560	52826	38630
AJ041929.D	C1204029-005A	90x	100	15653	50387	37619
AJ041930.D	C1204029-006A	10x	105	15180	52886	43524
AJ041931.D	C1204029-006A	40x	107	19275	59005	45836
AJ041932.D	ALCS1UGD-041912		103	15659	55296	42272

t - fails 24hr time check * - fails criteria

Created: Fri Apr 27 10:28:19 2012 MSD #1/

Centek Laboratories, LLC

CENTEK LABORATORIES, LLC

Date: *27-Apr-12*

ANALYTICAL QC SUMMARY REPORT

CLIENT: Arcadis
Work Order: C1204029
Project: LMC Corp Utica

TestCode: 1ugM3_TO15

Sample ID **ALCS1UG-041812** SampType: **LCS** TestCode: **1ugM3_TO15** Units: **ppbV** Prep Date: RunNo: **5696**
Client ID: **ZZZZZ** Batch ID: **R5696** TestNo: **TO-15** Analysis Date: **4/18/2012** SeqNo: **66495**

Analyte	Result	PQL	SPK value	SPK Ref Val	%REC	LowLimit	HighLimit	RPD Ref Val	%RPD	RPDLimit	Qual
1,1,1-Trichloroethane	0.9800	0.15	1	0	98.0	70	130				
1,1,2,2-Tetrachloroethane	0.9000	0.15	1	0	90.0	70	130				
1,1,2-Trichloroethane	0.9000	0.15	1	0	90.0	70	130				
1,1-Dichloroethane	1.020	0.15	1	0	102	70	130				
1,1-Dichloroethene	0.9700	0.15	1	0	97.0	70	130				
1,2,4-Trichlorobenzene	0.7700	0.15	1	0	77.0	70	130				
1,2,4-Trimethylbenzene	0.8100	0.15	1	0	81.0	70	130				
1,2-Dibromoethane	0.9700	0.15	1	0	97.0	70	130				
1,2-Dichlorobenzene	0.9400	0.15	1	0	94.0	70	130				
1,2-Dichloroethane	0.8800	0.15	1	0	88.0	70	130				
1,2-Dichloropropane	0.9000	0.15	1	0	90.0	70	130				
1,3,5-Trimethylbenzene	0.8400	0.15	1	0	84.0	70	130				
1,3-butadiene	1.130	0.15	1	0	113	70	130				
1,3-Dichlorobenzene	0.9800	0.15	1	0	98.0	70	130				
1,4-Dichlorobenzene	1.020	0.15	1	0	102	70	130				
1,4-Dioxane	0.7400	0.30	1	0	74.0	70	130				
2,2,4-trimethylpentane	0.8500	0.15	1	0	85.0	70	130				
4-ethyltoluene	0.8400	0.15	1	0	84.0	70	130				
Acetone	1.040	0.30	1	0	104	70	130				
Allyl chloride	1.040	0.15	1	0	104	70	130				
Benzene	0.9100	0.15	1	0	91.0	70	130				
Benzyl chloride	1.100	0.15	1	0	110	70	130				
Bromodichloromethane	0.9600	0.15	1	0	96.0	70	130				
Bromoform	0.9700	0.15	1	0	97.0	70	130				
Bromomethane	1.010	0.15	1	0	101	70	130				

Qualifiers:

.	Results reported are not blank corrected	E	Value above quantitation range	H	Holding times for preparation or analysis exceeded
J	Analyte detected at or below quantitation limits	ND	Not Detected at the Reporting Limit	R	RPD outside accepted recovery limits
S	Spike Recovery outside accepted recovery limits				

CLIENT: Arcadis
Work Order: C1204029
Project: LMC Corp Utica

TestCode: 1ugM3_TO15

Sample ID ALCS1UG-041812	SampType: LCS	TestCode: 1ugM3_TO15	Units: ppbV	Prep Date:	RunNo: 5696
Client ID: ZZZZZ	Batch ID: R5696	TestNo: TO-15		Analysis Date: 4/18/2012	SeqNo: 66495

Analyte	Result	PQL	SPK value	SPK Ref Val	%REC	LowLimit	HighLimit	RPD Ref Val	%RPD	RPDLimit	Qual
Carbon disulfide	1.030	0.15	1	0	103	70	130				
Carbon tetrachloride	0.9400	0.15	1	0	94.0	70	130				
Chlorobenzene	0.8900	0.15	1	0	89.0	70	130				
Chloroethane	1.030	0.15	1	0	103	70	130				
Chloroform	0.9000	0.15	1	0	90.0	70	130				
Chloromethane	0.9900	0.15	1	0	99.0	70	130				
cis-1,2-Dichloroethene	0.8500	0.15	1	0	85.0	70	130				
cis-1,3-Dichloropropene	0.9200	0.15	1	0	92.0	70	130				
Cyclohexane	0.8600	0.15	1	0	86.0	70	130				
Dibromochloromethane	0.9600	0.15	1	0	96.0	70	130				
Ethyl acetate	0.8100	0.25	1	0	81.0	70	130				
Ethylbenzene	0.8000	0.15	1	0	80.0	70	130				
Freon 11	0.9300	0.15	1	0	93.0	70	130				
Freon 113	0.9700	0.15	1	0	97.0	70	130				
Freon 114	1.000	0.15	1	0	100	70	130				
Freon 12	0.9700	0.15	1	0	97.0	70	130				
Heptane	0.8400	0.15	1	0	84.0	70	130				
Hexachloro-1,3-butadiene	< 0.15	0.15	1	0	0	70	130				S
Hexane	0.7800	0.15	1	0	78.0	70	130				
Isopropyl alcohol	1.150	0.15	1	0	115	70	130				
m&p-Xylene	1.710	0.30	2	0	85.5	70	130				
Methyl Butyl Ketone	0.8700	0.30	1	0	87.0	70	130				
Methyl Ethyl Ketone	0.7300	0.30	1	0	73.0	70	130				
Methyl Isobutyl Ketone	0.7400	0.30	1	0	74.0	70	130				
Methyl tert-butyl ether	0.8500	0.15	1	0	85.0	70	130				
Methylene chloride	0.9500	0.15	1	0	95.0	70	130				
o-Xylene	0.9000	0.15	1	0	90.0	70	130				
Propylene	0.8900	0.15	1	0	89.0	70	130				
Styrene	0.8300	0.15	1	0	83.0	70	130				
Tetrachloroethylene	0.9200	0.15	1	0	92.0	70	130				
Tetrahydrofuran	0.8900	0.15	1	0	89.0	70	130				

Qualifiers:

.	Results reported are not blank corrected	E	Value above quantitation range	H	Holding times for preparation or analysis exceeded
J	Analyte detected at or below quantitation limits	ND	Not Detected at the Reporting Limit	R	RPD outside accepted recovery limits
S	Spike Recovery outside accepted recovery limits				

Centek Laboratories, LLC

CLIENT: Arcadis
Work Order: C1204029
Project: LMC Corp Utica

TestCode: 1ugM3_TO15

Sample ID ALCS1UG-041812	SampType: LCS	TestCode: 1ugM3_TO15	Units: ppbV	Prep Date:	RunNo: 5696
Client ID: ZZZZZ	Batch ID: R5696	TestNo: TO-15		Analysis Date: 4/18/2012	SeqNo: 66495

Analyte	Result	PQL	SPK value	SPK Ref Val	%REC	LowLimit	HighLimit	RPD Ref Val	%RPD	RPDLimit	Qual
Toluene	0.8700	0.15	1	0	87.0	70	130				
trans-1,2-Dichloroethene	1.010	0.15	1	0	101	70	130				
trans-1,3-Dichloropropene	0.9000	0.15	1	0	90.0	70	130				
Trichloroethene	0.9000	0.15	1	0	90.0	70	130				
Vinyl acetate	0.9600	0.15	1	0	96.0	70	130				
Vinyl Bromide	0.9900	0.15	1	0	99.0	70	130				
Vinyl chloride	0.9400	0.15	1	0	94.0	70	130				

Sample ID ALCS1UG-041912	SampType: LCS	TestCode: 1ugM3_TO15	Units: ppbV	Prep Date:	RunNo: 5697
Client ID: ZZZZZ	Batch ID: R5697	TestNo: TO-15		Analysis Date: 4/19/2012	SeqNo: 66506

Analyte	Result	PQL	SPK value	SPK Ref Val	%REC	LowLimit	HighLimit	RPD Ref Val	%RPD	RPDLimit	Qual
1,1,1-Trichloroethane	1.100	0.15	1	0	110	70	130				
1,1,2,2-Tetrachloroethane	1.040	0.15	1	0	104	70	130				
1,1,2-Trichloroethane	1.020	0.15	1	0	102	70	130				
1,1-Dichloroethane	1.160	0.15	1	0	116	70	130				
1,1-Dichloroethene	1.080	0.15	1	0	108	70	130				
1,2,4-Trichlorobenzene	1.240	0.15	1	0	124	70	130				
1,2,4-Trimethylbenzene	0.8800	0.15	1	0	88.0	70	130				
1,2-Dibromoethane	1.080	0.15	1	0	108	70	130				
1,2-Dichlorobenzene	1.020	0.15	1	0	102	70	130				
1,2-Dichloroethane	0.9700	0.15	1	0	97.0	70	130				
1,2-Dichloropropane	1.040	0.15	1	0	104	70	130				
1,3,5-Trimethylbenzene	0.9400	0.15	1	0	94.0	70	130				
1,3-butadiene	1.050	0.15	1	0	105	70	130				
1,3-Dichlorobenzene	1.070	0.15	1	0	107	70	130				
1,4-Dichlorobenzene	1.060	0.15	1	0	106	70	130				
1,4-Dioxane	0.6600	0.30	1	0	66.0	70	130				S
2,2,4-trimethylpentane	0.9000	0.15	1	0	90.0	70	130				
4-ethyltoluene	0.9000	0.15	1	0	90.0	70	130				

Qualifiers:

.	Results reported are not blank corrected	E	Value above quantitation range	H	Holding times for preparation or analysis exceeded
J	Analyte detected at or below quantitation limits	ND	Not Detected at the Reporting Limit	R	RPD outside accepted recovery limits
S	Spike Recovery outside accepted recovery limits				

Centek Laboratories, LLC

CLIENT: Arcadis
Work Order: C1204029
Project: LMC Corp Utica

TestCode: 1ugM3_TO15

Sample ID	ALCS1UG-041912	SampType:	LCS	TestCode:	1ugM3_TO15	Units:	ppbV	Prep Date:		RunNo:	5697
Client ID:	ZZZZZ	Batch ID:	R5697	TestNo:	TO-15			Analysis Date:	4/19/2012	SeqNo:	66506

Analyte	Result	PQL	SPK value	SPK Ref Val	%REC	LowLimit	HighLimit	RPD Ref Val	%RPD	RPDLimit	Qual
Acetone	1.020	0.30	1	0	102	70	130				
Allyl chloride	1.090	0.15	1	0	109	70	130				
Benzene	0.9800	0.15	1	0	98.0	70	130				
Benzyl chloride	1.150	0.15	1	0	115	70	130				
Bromodichloromethane	1.080	0.15	1	0	108	70	130				
Bromoform	1.070	0.15	1	0	107	70	130				
Bromomethane	1.110	0.15	1	0	111	70	130				
Carbon disulfide	1.110	0.15	1	0	111	70	130				
Carbon tetrachloride	1.080	0.15	1	0	108	70	130				
Chlorobenzene	1.000	0.15	1	0	100	70	130				
Chloroethane	1.170	0.15	1	0	117	70	130				
Chloroform	0.9600	0.15	1	0	96.0	70	130				
Chloromethane	1.100	0.15	1	0	110	70	130				
cis-1,2-Dichloroethene	0.9300	0.15	1	0	93.0	70	130				
cis-1,3-Dichloropropene	0.9600	0.15	1	0	96.0	70	130				
Cyclohexane	0.9200	0.15	1	0	92.0	70	130				
Dibromochloromethane	1.050	0.15	1	0	105	70	130				
Ethyl acetate	0.8300	0.25	1	0	83.0	70	130				
Ethylbenzene	0.9100	0.15	1	0	91.0	70	130				
Freon 11	1.080	0.15	1	0	108	70	130				
Freon 113	1.120	0.15	1	0	112	70	130				
Freon 114	1.100	0.15	1	0	110	70	130				
Freon 12	1.030	0.15	1	0	103	70	130				
Heptane	0.9100	0.15	1	0	91.0	70	130				
Hexachloro-1,3-butadiene	1.310	0.15	1	0	131	70	130				S
Hexane	1.220	0.15	1	0	122	70	130				
Isopropyl alcohol	0.9400	0.15	1	0	94.0	70	130				
m&p-Xylene	1.980	0.30	2	0	99.0	70	130				
Methyl Butyl Ketone	0.7700	0.30	1	0	77.0	70	130				
Methyl Ethyl Ketone	0.9500	0.30	1	0	95.0	70	130				
Methyl Isobutyl Ketone	0.9000	0.30	1	0	90.0	70	130				

Qualifiers:
. Results reported are not blank corrected
J Analyte detected at or below quantitation limits
S Spike Recovery outside accepted recovery limits
E Value above quantitation range
ND Not Detected at the Reporting Limit
H Holding times for preparation or analysis exceeded
R RPD outside accepted recovery limits

Centek Laboratories, LLC

CLIENT: Arcadis
Work Order: C1204029
Project: LMC Corp Utica

TestCode: 1ugM3_TO15

Sample ID	ALCS1UG-041912	SampType:	LCS	TestCode:	1ugM3_TO15	Units:	ppbV	Prep Date:		RunNo:	5697
Client ID:	ZZZZZ	Batch ID:	R5697	TestNo:	TO-15			Analysis Date:	4/19/2012	SeqNo:	66506

Analyte	Result	PQL	SPK value	SPK Ref Val	%REC	LowLimit	HighLimit	RPD Ref Val	%RPD	RPDLimit	Qual
Methyl tert-butyl ether	0.9000	0.15	1	0	90.0	70	130				
Methylene chloride	1.020	0.15	1	0	102	70	130				
o-Xylene	1.000	0.15	1	0	100	70	130				
Propylene	0.8800	0.15	1	0	88.0	70	130				
Styrene	0.9500	0.15	1	0	95.0	70	130				
Tetrachloroethylene	1.060	0.15	1	0	106	70	130				
Tetrahydrofuran	0.8500	0.15	1	0	85.0	70	130				
Toluene	0.9700	0.15	1	0	97.0	70	130				
trans-1,2-Dichloroethene	1.170	0.15	1	0	117	70	130				
trans-1,3-Dichloropropene	1.040	0.15	1	0	104	70	130				
Trichloroethene	1.020	0.15	1	0	102	70	130				
Vinyl acetate	1.070	0.15	1	0	107	70	130				
Vinyl Bromide	1.090	0.15	1	0	109	70	130				
Vinyl chloride	1.070	0.15	1	0	107	70	130				

Qualifiers:

.	Results reported are not blank corrected	E	Value above quantitation range	H	Holding times for preparation or analysis exceeded
J	Analyte detected at or below quantitation limits	ND	Not Detected at the Reporting Limit	R	RPD outside accepted recovery limits
S	Spike Recovery outside accepted recovery limits				

Centek Laboratories, LLC

CENTEK LABORATORIES, LLC

Date: *27-Apr-12*

ANALYTICAL QC SUMMARY REPORT

CLIENT: Arcadis
Work Order: C1204029
Project: LMC Corp Utica

TestCode: 1ugM3_TO15

Sample ID **ALCS1UGD-041812** SampType: **LCSD** TestCode: **1ugM3_TO15** Units: **ppbV** Prep Date: RunNo: **5696**
Client ID: **ZZZZZ** Batch ID: **R5696** TestNo: **TO-15** Analysis Date: **4/19/2012** SeqNo: **66496**

Analyte	Result	PQL	SPK value	SPK Ref Val	%REC	LowLimit	HighLimit	RPD Ref Val	%RPD	RPDLimit	Qual
1,1,1-Trichloroethane	1.040	0.15	1	0	104	70	130	0.98	5.94	30	
1,1,2,2-Tetrachloroethane	0.8900	0.15	1	0	89.0	70	130	0.9	1.12	30	
1,1,2-Trichloroethane	1.190	0.15	1	0	119	70	130	0.9	27.8	30	
1,1-Dichloroethane	1.040	0.15	1	0	104	70	130	1.02	1.94	30	
1,1-Dichloroethene	1.030	0.15	1	0	103	70	130	0.97	6.00	30	
1,2,4-Trichlorobenzene	0.8600	0.15	1	0	86.0	70	130	0.77	11.0	30	
1,2,4-Trimethylbenzene	1.180	0.15	1	0	118	70	130	0.81	37.2	30	R
1,2-Dibromoethane	0.8100	0.15	1	0	81.0	70	130	0.97	18.0	30	
1,2-Dichlorobenzene	0.8800	0.15	1	0	88.0	70	130	0.94	6.59	30	
1,2-Dichloroethane	0.9900	0.15	1	0	99.0	70	130	0.88	11.8	30	
1,2-Dichloropropane	1.030	0.15	1	0	103	70	130	0.9	13.5	30	
1,3,5-Trimethylbenzene	1.050	0.15	1	0	105	70	130	0.84	22.2	30	
1,3-butadiene	1.150	0.15	1	0	115	70	130	1.13	1.75	30	
1,3-Dichlorobenzene	0.9100	0.15	1	0	91.0	70	130	0.98	7.41	30	
1,4-Dichlorobenzene	0.9400	0.15	1	0	94.0	70	130	1.02	8.16	30	
1,4-Dioxane	0.8500	0.30	1	0	85.0	70	130	0.74	13.8	30	
2,2,4-trimethylpentane	0.9700	0.15	1	0	97.0	70	130	0.85	13.2	30	
4-ethyltoluene	1.060	0.15	1	0	106	70	130	0.84	23.2	30	
Acetone	1.020	0.30	1	0	102	70	130	1.04	1.94	30	
Allyl chloride	1.200	0.15	1	0	120	70	130	1.04	14.3	30	
Benzene	0.9600	0.15	1	0	96.0	70	130	0.91	5.35	30	
Benzyl chloride	1.020	0.15	1	0	102	70	130	1.1	7.55	30	
Bromodichloromethane	0.9900	0.15	1	0	99.0	70	130	0.96	3.08	30	
Bromoform	0.7800	0.15	1	0	78.0	70	130	0.97	21.7	30	
Bromomethane	1.060	0.15	1	0	106	70	130	1.01	4.83	30	

Qualifiers:
. Results reported are not blank corrected
J Analyte detected at or below quantitation limits
S Spike Recovery outside accepted recovery limits
E Value above quantitation range
ND Not Detected at the Reporting Limit
H Holding times for preparation or analysis exceeded
R RPD outside accepted recovery limits

CLIENT: Arcadis
Work Order: C1204029
Project: LMC Corp Utica

TestCode: 1ugM3_TO15

Sample ID ALCS1UGD-041812	SampType: LCSD	TestCode: 1ugM3_TO15	Units: ppbV	Prep Date:	RunNo: 5696
Client ID: ZZZZZ	Batch ID: R5696	TestNo: TO-15		Analysis Date: 4/19/2012	SeqNo: 66496

Analyte	Result	PQL	SPK value	SPK Ref Val	%REC	LowLimit	HighLimit	RPD Ref Val	%RPD	RPDLimit	Qual
Carbon disulfide	1.100	0.15	1	0	110	70	130	1.03	6.57	30	
Carbon tetrachloride	0.9800	0.15	1	0	98.0	70	130	0.94	4.17	30	
Chlorobenzene	0.8700	0.15	1	0	87.0	70	130	0.89	2.27	30	
Chloroethane	1.160	0.15	1	0	116	70	130	1.03	11.9	30	
Chloroform	1.000	0.15	1	0	100	70	130	0.9	10.5	30	
Chloromethane	1.170	0.15	1	0	117	70	130	0.99	16.7	30	
cis-1,2-Dichloroethene	0.9300	0.15	1	0	93.0	70	130	0.85	8.99	30	
cis-1,3-Dichloropropene	1.090	0.15	1	0	109	70	130	0.92	16.9	30	
Cyclohexane	0.9700	0.15	1	0	97.0	70	130	0.86	12.0	30	
Dibromochloromethane	0.7100	0.15	1	0	71.0	70	130	0.96	29.9	30	
Ethyl acetate	0.8400	0.25	1	0	84.0	70	130	0.81	3.64	30	
Ethylbenzene	1.060	0.15	1	0	106	70	130	0.8	28.0	30	
Freon 11	0.9600	0.15	1	0	96.0	70	130	0.93	3.17	30	
Freon 113	1.030	0.15	1	0	103	70	130	0.97	6.00	30	
Freon 114	1.060	0.15	1	0	106	70	130	1	5.83	30	
Freon 12	1.100	0.15	1	0	110	70	130	0.97	12.6	30	
Heptane	0.9900	0.15	1	0	99.0	70	130	0.84	16.4	30	
Hexachloro-1,3-butadiene	0.6400	0.15	1	0	64.0	70	130	0	200	30	SR
Hexane	0.8000	0.15	1	0	80.0	70	130	0.78	2.53	30	
Isopropyl alcohol	1.200	0.15	1	0	120	70	130	1.15	4.26	30	
m&p-Xylene	1.790	0.30	2	0	89.5	70	130	1.71	4.57	30	
Methyl Butyl Ketone	1.030	0.30	1	0	103	70	130	0.87	16.8	30	
Methyl Ethyl Ketone	0.7300	0.30	1	0	73.0	70	130	0.73	0	30	
Methyl Isobutyl Ketone	0.8800	0.30	1	0	88.0	70	130	0.74	17.3	30	
Methyl tert-butyl ether	1.060	0.15	1	0	106	70	130	0.85	22.0	30	
Methylene chloride	1.020	0.15	1	0	102	70	130	0.95	7.11	30	
o-Xylene	0.8700	0.15	1	0	87.0	70	130	0.9	3.39	30	
Propylene	1.180	0.15	1	0	118	70	130	0.89	28.0	30	
Styrene	1.030	0.15	1	0	103	70	130	0.83	21.5	30	
Tetrachloroethylene	0.7600	0.15	1	0	76.0	70	130	0.92	19.0	30	
Tetrahydrofuran	0.7800	0.15	1	0	78.0	70	130	0.89	13.2	30	

Qualifiers:

.	Results reported are not blank corrected	E	Value above quantitation range	H	Holding times for preparation or analysis exceeded
J	Analyte detected at or below quantitation limits	ND	Not Detected at the Reporting Limit	R	RPD outside accepted recovery limits
S	Spike Recovery outside accepted recovery limits				

Centek Laboratories, LLC

CLIENT: Arcadis
Work Order: C1204029
Project: LMC Corp Utica

TestCode: 1ugM3_TO15

Sample ID ALCS1UGD-041812	SampType: LCSD	TestCode: 1ugM3_TO15	Units: ppbV	Prep Date:	RunNo: 5696
Client ID: ZZZZZ	Batch ID: R5696	TestNo: TO-15		Analysis Date: 4/19/2012	SeqNo: 66496

Analyte	Result	PQL	SPK value	SPK Ref Val	%REC	LowLimit	HighLimit	RPD Ref Val	%RPD	RPDLimit	Qual
Toluene	0.8600	0.15	1	0	86.0	70	130	0.87	1.16	30	
trans-1,2-Dichloroethene	1.120	0.15	1	0	112	70	130	1.01	10.3	30	
trans-1,3-Dichloropropene	1.270	0.15	1	0	127	70	130	0.9	34.1	30	R
Trichloroethene	0.9800	0.15	1	0	98.0	70	130	0.9	8.51	30	
Vinyl acetate	0.8600	0.15	1	0	86.0	70	130	0.96	11.0	30	
Vinyl Bromide	1.070	0.15	1	0	107	70	130	0.99	7.77	30	
Vinyl chloride	1.050	0.15	1	0	105	70	130	0.94	11.1	30	

Sample ID ALCS1UGD-041912	SampType: LCSD	TestCode: 1ugM3_TO15	Units: ppbV	Prep Date:	RunNo: 5697
Client ID: ZZZZZ	Batch ID: R5697	TestNo: TO-15		Analysis Date: 4/20/2012	SeqNo: 66507

Analyte	Result	PQL	SPK value	SPK Ref Val	%REC	LowLimit	HighLimit	RPD Ref Val	%RPD	RPDLimit	Qual
1,1,1-Trichloroethane	0.9700	0.15	1	0	97.0	70	130	1.1	12.6	30	
1,1,2,2-Tetrachloroethane	0.7900	0.15	1	0	79.0	70	130	1.04	27.3	30	
1,1,2-Trichloroethane	0.8900	0.15	1	0	89.0	70	130	1.02	13.6	30	
1,1-Dichloroethane	1.100	0.15	1	0	110	70	130	1.16	5.31	30	
1,1-Dichloroethene	1.050	0.15	1	0	105	70	130	1.08	2.82	30	
1,2,4-Trichlorobenzene	0.8300	0.15	1	0	83.0	70	130	1.24	39.6	30	R
1,2,4-Trimethylbenzene	0.7600	0.15	1	0	76.0	70	130	0.88	14.6	30	
1,2-Dibromoethane	0.8900	0.15	1	0	89.0	70	130	1.08	19.3	30	
1,2-Dichlorobenzene	0.8100	0.15	1	0	81.0	70	130	1.02	23.0	30	
1,2-Dichloroethane	0.9000	0.15	1	0	90.0	70	130	0.97	7.49	30	
1,2-Dichloropropane	0.8600	0.15	1	0	86.0	70	130	1.04	18.9	30	
1,3,5-Trimethylbenzene	0.7200	0.15	1	0	72.0	70	130	0.94	26.5	30	
1,3-butadiene	1.000	0.15	1	0	100	70	130	1.05	4.88	30	
1,3-Dichlorobenzene	0.8900	0.15	1	0	89.0	70	130	1.07	18.4	30	
1,4-Dichlorobenzene	0.9000	0.15	1	0	90.0	70	130	1.06	16.3	30	
1,4-Dioxane	0.2500	0.30	1	0	25.0	70	130	0.66	0	30	JS
2,2,4-trimethylpentane	0.7600	0.15	1	0	76.0	70	130	0.9	16.9	30	
4-ethyltoluene	0.7500	0.15	1	0	75.0	70	130	0.9	18.2	30	

Qualifiers:

.	Results reported are not blank corrected	E	Value above quantitation range	H	Holding times for preparation or analysis exceeded
J	Analyte detected at or below quantitation limits	ND	Not Detected at the Reporting Limit	R	RPD outside accepted recovery limits
S	Spike Recovery outside accepted recovery limits				

Centek Laboratories, LLC

CLIENT: Arcadis
Work Order: C1204029
Project: LMC Corp Utica

TestCode: 1ugM3_TO15

Sample ID	ALCS1UGD-041912	SampType:	LCSD	TestCode:	1ugM3_TO15	Units:	ppbV	Prep Date:		RunNo:	5697
Client ID:	ZZZZZ	Batch ID:	R5697	TestNo:	TO-15			Analysis Date:	4/20/2012	SeqNo:	66507

Analyte	Result	PQL	SPK value	SPK Ref Val	%REC	LowLimit	HighLimit	RPD Ref Val	%RPD	RPDLimit	Qual
Acetone	0.8200	0.30	1	0	82.0	70	130	1.02	21.7	30	
Allyl chloride	1.000	0.15	1	0	100	70	130	1.09	8.61	30	
Benzene	0.7900	0.15	1	0	79.0	70	130	0.98	21.5	30	
Benzyl chloride	0.8500	0.15	1	0	85.0	70	130	1.15	30.0	30	
Bromodichloromethane	0.9100	0.15	1	0	91.0	70	130	1.08	17.1	30	
Bromoform	0.8600	0.15	1	0	86.0	70	130	1.07	21.8	30	
Bromomethane	1.070	0.15	1	0	107	70	130	1.11	3.67	30	
Carbon disulfide	1.110	0.15	1	0	111	70	130	1.11	0	30	
Carbon tetrachloride	0.9200	0.15	1	0	92.0	70	130	1.08	16.0	30	
Chlorobenzene	0.8100	0.15	1	0	81.0	70	130	1	21.0	30	
Chloroethane	1.050	0.15	1	0	105	70	130	1.17	10.8	30	
Chloroform	0.9000	0.15	1	0	90.0	70	130	0.96	6.45	30	
Chloromethane	1.130	0.15	1	0	113	70	130	1.1	2.69	30	
cis-1,2-Dichloroethene	1.220	0.15	1	0	122	70	130	0.93	27.0	30	
cis-1,3-Dichloropropene	0.8600	0.15	1	0	86.0	70	130	0.96	11.0	30	
Cyclohexane	0.7500	0.15	1	0	75.0	70	130	0.92	20.4	30	
Dibromochloromethane	0.8500	0.15	1	0	85.0	70	130	1.05	21.1	30	
Ethyl acetate	0.7500	0.25	1	0	75.0	70	130	0.83	10.1	30	
Ethylbenzene	0.7500	0.15	1	0	75.0	70	130	0.91	19.3	30	
Freon 11	1.090	0.15	1	0	109	70	130	1.08	0.922	30	
Freon 113	1.060	0.15	1	0	106	70	130	1.12	5.50	30	
Freon 114	1.110	0.15	1	0	111	70	130	1.1	0.905	30	
Freon 12	1.020	0.15	1	0	102	70	130	1.03	0.976	30	
Heptane	0.7600	0.15	1	0	76.0	70	130	0.91	18.0	30	
Hexachloro-1,3-butadiene	0.9100	0.15	1	0	91.0	70	130	1.31	36.0	30	R
Hexane	1.180	0.15	1	0	118	70	130	1.22	3.33	30	
Isopropyl alcohol	0.5300	0.15	1	0	53.0	70	130	0.94	55.8	30	SR
m&p-Xylene	1.560	0.30	2	0	78.0	70	130	1.98	23.7	30	
Methyl Butyl Ketone	0.7500	0.30	1	0	75.0	70	130	0.77	2.63	30	
Methyl Ethyl Ketone	0.8300	0.30	1	0	83.0	70	130	0.95	13.5	30	
Methyl Isobutyl Ketone	0.3300	0.30	1	0	33.0	70	130	0.9	92.7	30	SR

Qualifiers:

- . Results reported are not blank corrected
- J Analyte detected at or below quantitation limits
- S Spike Recovery outside accepted recovery limits
- E Value above quantitation range
- ND Not Detected at the Reporting Limit
- H Holding times for preparation or analysis exceeded
- R RPD outside accepted recovery limits

61

Centek Laboratories, LLC

CLIENT: Arcadis
Work Order: C1204029
Project: LMC Corp Utica

TestCode: 1ugM3_TO15

Sample ID ALCS1UGD-041912	SampType: LCSD	TestCode: 1ugM3_TO15	Units: ppbV	Prep Date:	RunNo: 5697
Client ID: ZZZZZ	Batch ID: R5697	TestNo: TO-15		Analysis Date: 4/20/2012	SeqNo: 66507

Analyte	Result	PQL	SPK value	SPK Ref Val	%REC	LowLimit	HighLimit	RPD Ref Val	%RPD	RPDLimit	Qual
Methyl tert-butyl ether	0.9800	0.15	1	0	98.0	70	130	0.9	8.51	30	
Methylene chloride	1.040	0.15	1	0	104	70	130	1.02	1.94	30	
o-Xylene	0.8500	0.15	1	0	85.0	70	130	1	16.2	30	
Propylene	0.9900	0.15	1	0	99.0	70	130	0.88	11.8	30	
Styrene	0.8200	0.15	1	0	82.0	70	130	0.95	14.7	30	
Tetrachloroethylene	0.8300	0.15	1	0	83.0	70	130	1.06	24.3	30	
Tetrahydrofuran	0.9300	0.15	1	0	93.0	70	130	0.85	8.99	30	
Toluene	0.8000	0.15	1	0	80.0	70	130	0.97	19.2	30	
trans-1,2-Dichloroethene	1.120	0.15	1	0	112	70	130	1.17	4.37	30	
trans-1,3-Dichloropropene	0.9400	0.15	1	0	94.0	70	130	1.04	10.1	30	
Trichloroethene	0.8500	0.15	1	0	85.0	70	130	1.02	18.2	30	
Vinyl acetate	1.120	0.15	1	0	112	70	130	1.07	4.57	30	
Vinyl Bromide	1.050	0.15	1	0	105	70	130	1.09	3.74	30	
Vinyl chloride	1.070	0.15	1	0	107	70	130	1.07	0	30	

Qualifiers:

.	Results reported are not blank corrected	E	Value above quantitation range	H	Holding times for preparation or analysis exceeded
J	Analyte detected at or below quantitation limits	ND	Not Detected at the Reporting Limit	R	RPD outside accepted recovery limits
S	Spike Recovery outside accepted recovery limits				

Centek Laboratories, LLC

CENTEK LABORATORIES, LLC

Date: *27-Apr-12*

ANALYTICAL QC SUMMARY REPORT

CLIENT: Arcadis
Work Order: C1204029
Project: LMC Corp Utica

TestCode: 1ugM3_TO15

Sample ID	AMB1UG-041812	SampType:	MBLK	TestCode:	1ugM3_TO15	Units:	ppbV	Prep Date:		RunNo:	5696
Client ID:	ZZZZZ	Batch ID:	R5696	TestNo:	TO-15			Analysis Date:	4/18/2012	SeqNo:	66494

Analyte	Result	PQL	SPK value	SPK Ref Val	%REC	LowLimit	HighLimit	RPD Ref Val	%RPD	RPDLimit	Qual
1,1,1-Trichloroethane	< 0.15	0.15									
1,1,2,2-Tetrachloroethane	< 0.15	0.15									
1,1,2-Trichloroethane	< 0.15	0.15									
1,1-Dichloroethane	< 0.15	0.15									
1,1-Dichloroethene	< 0.15	0.15									
1,2,4-Trichlorobenzene	< 0.15	0.15									
1,2,4-Trimethylbenzene	< 0.15	0.15									
1,2-Dibromoethane	< 0.15	0.15									
1,2-Dichlorobenzene	< 0.15	0.15									
1,2-Dichloroethane	< 0.15	0.15									
1,2-Dichloropropane	< 0.15	0.15									
1,3,5-Trimethylbenzene	< 0.15	0.15									
1,3-butadiene	< 0.15	0.15									
1,3-Dichlorobenzene	< 0.15	0.15									
1,4-Dichlorobenzene	< 0.15	0.15									
1,4-Dioxane	< 0.30	0.30									
2,2,4-trimethylpentane	< 0.15	0.15									
4-ethyltoluene	< 0.15	0.15									
Acetone	< 0.30	0.30									
Allyl chloride	< 0.15	0.15									
Benzene	< 0.15	0.15									
Benzyl chloride	< 0.15	0.15									
Bromodichloromethane	< 0.15	0.15									
Bromoform	< 0.15	0.15									
Bromomethane	< 0.15	0.15									

Qualifiers:

.	Results reported are not blank corrected	E	Value above quantitation range	H	Holding times for preparation or analysis exceeded
J	Analyte detected at or below quantitation limits	ND	Not Detected at the Reporting Limit	R	RPD outside accepted recovery limits
S	Spike Recovery outside accepted recovery limits				

CLIENT: Arcadis
Work Order: C1204029
Project: LMC Corp Utica

TestCode: 1ugM3_TO15

Sample ID	AMB1UG-041812	SampType:	MBLK	TestCode:	1ugM3_TO15	Units:	ppbV	Prep Date:		RunNo:	5696
Client ID:	ZZZZZ	Batch ID:	R5696	TestNo:	TO-15			Analysis Date:	4/18/2012	SeqNo:	66494

Analyte	Result	PQL	SPK value	SPK Ref Val	%REC	LowLimit	HighLimit	RPD Ref Val	%RPD	RPDLimit	Qual
Carbon disulfide	< 0.15	0.15									
Carbon tetrachloride	< 0.15	0.15									
Chlorobenzene	< 0.15	0.15									
Chloroethane	< 0.15	0.15									
Chloroform	< 0.15	0.15									
Chloromethane	< 0.15	0.15									
cis-1,2-Dichloroethene	< 0.15	0.15									
cis-1,3-Dichloropropene	< 0.15	0.15									
Cyclohexane	< 0.15	0.15									
Dibromochloromethane	< 0.15	0.15									
Ethyl acetate	< 0.25	0.25									
Ethylbenzene	< 0.15	0.15									
Freon 11	< 0.15	0.15									
Freon 113	< 0.15	0.15									
Freon 114	< 0.15	0.15									
Freon 12	< 0.15	0.15									
Heptane	< 0.15	0.15									
Hexachloro-1,3-butadiene	< 0.15	0.15									
Hexane	< 0.15	0.15									
Isopropyl alcohol	< 0.15	0.15									
m&p-Xylene	< 0.30	0.30									
Methyl Butyl Ketone	< 0.30	0.30									
Methyl Ethyl Ketone	< 0.30	0.30									
Methyl Isobutyl Ketone	< 0.30	0.30									
Methyl tert-butyl ether	< 0.15	0.15									
Methylene chloride	< 0.15	0.15									
o-Xylene	< 0.15	0.15									
Propylene	< 0.15	0.15									
Styrene	< 0.15	0.15									
Tetrachloroethylene	< 0.15	0.15									
Tetrahydrofuran	< 0.15	0.15									

Qualifiers:

.	Results reported are not blank corrected	E	Value above quantitation range	H	Holding times for preparation or analysis exceeded
J	Analyte detected at or below quantitation limits	ND	Not Detected at the Reporting Limit	R	RPD outside accepted recovery limits
S	Spike Recovery outside accepted recovery limits				

Centek Laboratories, LLC

CLIENT: Arcadis
Work Order: C1204029
Project: LMC Corp Utica

TestCode: 1ugM3_TO15

Sample ID	AMB1UG-041812	SampType:	MBLK	TestCode:	1ugM3_TO15	Units:	ppbV	Prep Date:		RunNo:	5696
Client ID:	ZZZZZ	Batch ID:	R5696	TestNo:	TO-15			Analysis Date:	4/18/2012	SeqNo:	66494

Analyte	Result	PQL	SPK value	SPK Ref Val	%REC	LowLimit	HighLimit	RPD Ref Val	%RPD	RPDLimit	Qual
Toluene	< 0.15	0.15									
trans-1,2-Dichloroethene	< 0.15	0.15									
trans-1,3-Dichloropropene	< 0.15	0.15									
Trichloroethene	< 0.15	0.15									
Vinyl acetate	< 0.15	0.15									
Vinyl Bromide	< 0.15	0.15									
Vinyl chloride	< 0.15	0.15									

Sample ID	AMB1UG-041912	SampType:	MBLK	TestCode:	1ugM3_TO15	Units:	ppbV	Prep Date:		RunNo:	5697
Client ID:	ZZZZZ	Batch ID:	R5697	TestNo:	TO-15			Analysis Date:	4/19/2012	SeqNo:	66505

Analyte	Result	PQL	SPK value	SPK Ref Val	%REC	LowLimit	HighLimit	RPD Ref Val	%RPD	RPDLimit	Qual
1,1,1-Trichloroethane	< 0.15	0.15									
1,1,2,2-Tetrachloroethane	< 0.15	0.15									
1,1,2-Trichloroethane	< 0.15	0.15									
1,1-Dichloroethane	< 0.15	0.15									
1,1-Dichloroethene	< 0.15	0.15									
1,2,4-Trichlorobenzene	< 0.15	0.15									
1,2,4-Trimethylbenzene	< 0.15	0.15									
1,2-Dibromoethane	< 0.15	0.15									
1,2-Dichlorobenzene	< 0.15	0.15									
1,2-Dichloroethane	< 0.15	0.15									
1,2-Dichloropropane	< 0.15	0.15									
1,3,5-Trimethylbenzene	< 0.15	0.15									
1,3-butadiene	< 0.15	0.15									
1,3-Dichlorobenzene	< 0.15	0.15									
1,4-Dichlorobenzene	< 0.15	0.15									
1,4-Dioxane	< 0.30	0.30									
2,2,4-trimethylpentane	< 0.15	0.15									
4-ethyltoluene	< 0.15	0.15									

Qualifiers:

.	Results reported are not blank corrected	E	Value above quantitation range	H	Holding times for preparation or analysis exceeded
J	Analyte detected at or below quantitation limits	ND	Not Detected at the Reporting Limit	R	RPD outside accepted recovery limits
S	Spike Recovery outside accepted recovery limits				

Centek Laboratories, LLC

CLIENT: Arcadis
Work Order: C1204029
Project: LMC Corp Utica

TestCode: 1ugM3_TO15

Sample ID	AMB1UG-041912	SampType:	MBLK	TestCode:	1ugM3_TO15	Units:	ppbV	Prep Date:		RunNo:	5697
Client ID:	ZZZZZ	Batch ID:	R5697	TestNo:	TO-15			Analysis Date:	4/19/2012	SeqNo:	66505

Analyte	Result	PQL	SPK value	SPK Ref Val	%REC	LowLimit	HighLimit	RPD Ref Val	%RPD	RPDLimit	Qual
Acetone	< 0.30	0.30									
Allyl chloride	< 0.15	0.15									
Benzene	< 0.15	0.15									
Benzyl chloride	< 0.15	0.15									
Bromodichloromethane	< 0.15	0.15									
Bromoform	< 0.15	0.15									
Bromomethane	< 0.15	0.15									
Carbon disulfide	< 0.15	0.15									
Carbon tetrachloride	< 0.15	0.15									
Chlorobenzene	< 0.15	0.15									
Chloroethane	< 0.15	0.15									
Chloroform	< 0.15	0.15									
Chloromethane	< 0.15	0.15									
cis-1,2-Dichloroethene	< 0.15	0.15									
cis-1,3-Dichloropropene	< 0.15	0.15									
Cyclohexane	< 0.15	0.15									
Dibromochloromethane	< 0.15	0.15									
Ethyl acetate	< 0.25	0.25									
Ethylbenzene	< 0.15	0.15									
Freon 11	< 0.15	0.15									
Freon 113	< 0.15	0.15									
Freon 114	< 0.15	0.15									
Freon 12	< 0.15	0.15									
Heptane	< 0.15	0.15									
Hexachloro-1,3-butadiene	< 0.15	0.15									
Hexane	< 0.15	0.15									
Isopropyl alcohol	< 0.15	0.15									
m&p-Xylene	< 0.30	0.30									
Methyl Butyl Ketone	< 0.30	0.30									
Methyl Ethyl Ketone	< 0.30	0.30									
Methyl Isobutyl Ketone	< 0.30	0.30									

Qualifiers:

.	Results reported are not blank corrected	E	Value above quantitation range	H	Holding times for preparation or analysis exceeded
J	Analyte detected at or below quantitation limits	ND	Not Detected at the Reporting Limit	R	RPD outside accepted recovery limits
S	Spike Recovery outside accepted recovery limits				

Centek Laboratories, LLC

CLIENT: Arcadis
Work Order: C1204029
Project: LMC Corp Utica

TestCode: 1ugM3_TO15

Sample ID	AMB1UG-041912	SampType:	MBLK	TestCode:	1ugM3_TO15	Units:	ppbV	Prep Date:		RunNo:	5697
Client ID:	ZZZZZ	Batch ID:	R5697	TestNo:	TO-15			Analysis Date:	4/19/2012	SeqNo:	66505

Analyte	Result	PQL	SPK value	SPK Ref Val	%REC	LowLimit	HighLimit	RPD Ref Val	%RPD	RPDLimit	Qual
Methyl tert-butyl ether	< 0.15	0.15									
Methylene chloride	< 0.15	0.15									
o-Xylene	< 0.15	0.15									
Propylene	< 0.15	0.15									
Styrene	< 0.15	0.15									
Tetrachloroethylene	< 0.15	0.15									
Tetrahydrofuran	< 0.15	0.15									
Toluene	< 0.15	0.15									
trans-1,2-Dichloroethene	< 0.15	0.15									
trans-1,3-Dichloropropene	< 0.15	0.15									
Trichloroethene	< 0.15	0.15									
Vinyl acetate	< 0.15	0.15									
Vinyl Bromide	< 0.15	0.15									
Vinyl chloride	< 0.15	0.15									

Qualifiers:

.	Results reported are not blank corrected	E	Value above quantitation range	H	Holding times for preparation or analysis exceeded
J	Analyte detected at or below quantitation limits	ND	Not Detected at the Reporting Limit	R	RPD outside accepted recovery limits
S	Spike Recovery outside accepted recovery limits				

Centek Laboratories, LLC

Compound	Amt	IDL #1	IDL #2	IDL #3	IDL #4	IDL #5	IDL #6	IDL #7	AVG	StdDev	%Rec	IDL
Propylene	0.4	0.34	0.3	0.32	0.32	0.32	0.33	0.32	0.32	0.01	80.4%	0.038
Freon 12	0.4	0.35	0.38	0.36	0.37	0.34	0.37	0.37	0.36	0.01	90.7%	0.043
Chloromethane	0.4	0.35	0.32	0.36	0.37	0.35	0.33	0.38	0.35	0.02	87.9%	0.066
Freon 114	0.4	0.36	0.35	0.35	0.37	0.36	0.37	0.39	0.36	0.01	91.1%	0.044
Vinyl Chloride	0.4	0.32	0.31	0.31	0.32	0.31	0.32	0.33	0.32	0.01	79.3%	0.024
1,3-butadiene	0.4	0.37	0.35	0.37	0.4	0.33	0.35	0.39	0.37	0.02	91.4%	0.077
Bromomethane	0.4	0.39	0.36	0.34	0.35	0.35	0.35	0.35	0.36	0.02	88.9%	0.051
Ethanol	0.4	0.33	0.31	0.41	0.35	0.32	0.35	0.33	0.34	0.03	85.7%	0.104
Acrolein	0.4	0.39	0.34	0.36	0.31	0.36	0.36	0.34	0.35	0.02	87.9%	0.078
Chloroethane	0.4	0.39	0.32	0.39	0.38	0.36	0.36	0.36	0.37	0.02	91.4%	0.077
Vinyl Bromide	0.4	0.35	0.36	0.34	0.35	0.37	0.35	0.4	0.36	0.02	90.0%	0.063
Freon 11	0.4	0.37	0.36	0.37	0.37	0.37	0.37	0.39	0.37	0.01	92.9%	0.028
Acetone	0.4	0.39	0.31	0.36	0.36	0.35	0.31	0.35	0.35	0.03	86.8%	0.090
Isopropyl alcohol	0.4	0.4	0.41	0.39	0.41	0.4	0.36	0.37	0.39	0.02	97.9%	0.061
1,1-dichloroethene	0.4	0.36	0.36	0.36	0.35	0.37	0.34	0.37	0.36	0.01	89.6%	0.034
Freon 113	0.4	0.35	0.34	0.34	0.36	0.32	0.42	0.37	0.36	0.03	89.3%	0.101
Methylene chloride	0.4	0.33	0.34	0.35	0.35	0.32	0.42	0.34	0.35	0.03	87.5%	0.103
Allyl chloride	0.4	0.34	0.32	0.38	0.36	0.38	0.31	0.32	0.34	0.03	86.1%	0.092
Carbon disulfide	0.4	0.36	0.4	0.35	0.36	0.32	0.4	0.4	0.37	0.03	92.5%	0.098
trans-1,2-dichloroethene	0.4	0.37	0.34	0.29	0.33	0.31	0.32	0.37	0.33	0.03	83.2%	0.094
methyl tert-butyl ether	0.4	0.35	0.3	0.33	0.33	0.33	0.28	0.27	0.31	0.03	78.2%	0.094
1,1-dichloroethane	0.4	0.35	0.34	0.38	0.36	0.35	0.35	0.34	0.35	0.01	88.2%	0.043
Vinyl acetate	0.4	0.33	0.33	0.37	0.36	0.32	0.3	0.3	0.33	0.03	82.5%	0.085
Methyl Ethyl Ketone	0.4	0.36	0.33	0.34	0.37	0.32	0.33	0.3	0.34	0.02	83.9%	0.075
cis-1,2-dichloroethene	0.4	0.35	0.34	0.32	0.34	0.36	0.33	0.36	0.34	0.01	85.7%	0.047
Hexane	0.4	0.34	0.28	0.34	0.34	0.36	0.3	0.32	0.33	0.03	81.4%	0.087
Ethyl acetate	0.4	0.38	0.31	0.36	0.35	0.35	0.32	0.3	0.34	0.03	84.6%	0.092
Chloroform	0.4	0.37	0.35	0.39	0.38	0.35	0.35	0.35	0.36	0.02	90.7%	0.054
Tetrahydrofuran	0.4	0.38	0.33	0.32	0.36	0.3	0.31	0.31	0.33	0.03	82.5%	0.093
1,2-dichloroethane	0.4	0.38	0.33	0.37	0.38	0.35	0.34	0.38	0.36	0.02	90.4%	0.066
1,1,1-trichloroethane	0.4	0.42	0.4	0.38	0.38	0.37	0.37	0.38	0.39	0.02	96.4%	0.057
Cyclohexane	0.4	0.35	0.36	0.37	0.36	0.33	0.33	0.35	0.35	0.02	87.5%	0.048
Carbon tetrachloride	0.4	0.39	0.37	0.37	0.36	0.34	0.36	0.36	0.36	0.02	91.1%	0.048
Benzene	0.4	0.38	0.38	0.37	0.39	0.4	0.34	0.38	0.38	0.02	94.3%	0.059
Methyl methacrylate	0.4	0.36	0.32	0.32	0.3	0.33	0.31	0.3	0.32	0.02	80.0%	0.065
1,4-dioxane	0.4	0.36	0.33	0.33	0.3	0.36	0.28	0.3	0.32	0.03	80.7%	0.097
2,2,4-trimethylpentane	0.4	0.35	0.34	0.35	0.35	0.32	0.32	0.33	0.34	0.01	84.3%	0.043
Heptane	0.4	0.37	0.32	0.35	0.35	0.29	0.3	0.32	0.33	0.03	82.1%	0.092

Centek Laboratories, LLC

1ug/m3 Detection Limit
January 2012

Method TO-15
Units=ppb

Compound	Amt	IDL #1	IDL #2	IDL #3	IDL #4	IDL #5	IDL #6	IDL #7	AVG	StdDev	%Rec	IDL
Trichloroethene	0.4	0.39	0.4	0.39	0.38	0.35	0.38	0.35	0.38	0.02	94.3%	0.062
1,2-dichloropropane	0.4	0.42	0.43	0.39	0.39	0.35	0.36	0.37	0.39	0.03	96.8%	0.094
Bromodichloromethane	0.4	0.4	0.4	0.39	0.4	0.37	0.35	0.37	0.38	0.02	95.7%	0.062
cis-1,3-dichloropropene	0.4	0.36	0.34	0.39	0.37	0.35	0.3	0.32	0.35	0.03	86.8%	0.096
trans-1,3-dichloropropene	0.4	0.41	0.39	0.39	0.38	0.35	0.31	0.35	0.37	0.03	92.1%	0.106
1,1,2-trichloroethane	0.4	0.43	0.4	0.4	0.4	0.36	0.37	0.35	0.39	0.03	96.8%	0.088
Toluene	0.4	0.33	0.33	0.33	0.35	0.31	0.3	0.3	0.32	0.02	80.4%	0.059
Methyl Isobutyl Ketone	0.4	0.33	0.32	0.26	0.26	0.28	0.26	0.26	0.28	0.03	70.4%	0.097
Dibromochloromethane	0.4	0.41	0.39	0.38	0.38	0.36	0.35	0.37	0.38	0.02	94.3%	0.062
Methyl Butyl Ketone	0.4	0.34	0.27	0.27	0.27	0.28	0.32	0.29	0.29	0.03	72.9%	0.088
1,2-dibromoethane	0.4	0.4	0.39	0.39	0.4	0.37	0.34	0.37	0.38	0.02	95.0%	0.068
Tetrachloroethylene	0.4	0.42	0.4	0.39	0.4	0.4	0.38	0.4	0.40	0.01	99.6%	0.038
Chlorobenzene	0.4	0.4	0.37	0.39	0.39	0.35	0.33	0.34	0.37	0.03	91.8%	0.086
Ethylbenzene	0.4	0.31	0.31	0.32	0.31	0.29	0.27	0.26	0.30	0.02	73.9%	0.072
m&p-xylene	0.8	0.64	0.57	0.63	0.63	0.53	0.58	0.54	0.59	0.05	73.6%	0.142
Styrene	0.4	0.32	0.29	0.31	0.29	0.3	0.26	0.29	0.29	0.02	73.6%	0.060
Bromoform	0.4	0.35	0.36	0.38	0.35	0.35	0.31	0.32	0.35	0.02	86.4%	0.075
o-xylene	0.4	0.26	0.3	0.27	0.31	0.23	0.22	0.26	0.26	0.03	66.1%	0.104
Bromofluorobenzene	1	1.05	1.04	1.06	1.04	1.07	0.95	1.01	1.03	0.04	103.1%	0.128
1,1,2,2-tetrachloroethane	0.4	0.4	0.39	0.39	0.37	0.36	0.34	0.33	0.37	0.03	92.1%	0.084
2-Chlorotoluene	0.4	0.41	0.33	0.32	0.32	0.3	0.34	0.34	0.34	0.03	84.3%	0.110
4-ethyltoluene	0.4	0.33	0.29	0.3	0.28	0.26	0.25	0.24	0.28	0.03	69.6%	0.098
1,3,5-trimethylbenzene	0.4	0.32	0.28	0.27	0.29	0.28	0.26	0.23	0.28	0.03	68.9%	0.087
1,2,4-trimethylbenzene	0.4	0.32	0.28	0.29	0.29	0.28	0.25	0.23	0.28	0.03	69.3%	0.092
1,3-dichlorobenzene	0.4	0.41	0.37	0.37	0.36	0.36	0.3	0.35	0.36	0.03	90.0%	0.103
benzyl chloride	0.4	0.34	0.38	0.38	0.35	0.38	0.33	0.33	0.36	0.02	88.9%	0.075
1,4-dichlorobenzene	0.4	0.41	0.35	0.37	0.38	0.35	0.31	0.35	0.36	0.03	90.0%	0.098
1,2-dichlorobenzene	0.4	0.39	0.36	0.38	0.37	0.35	0.31	0.32	0.35	0.03	88.6%	0.094
1,2,4-trichlorobenzene	0.4	0.47	0.42	0.43	0.4	0.42	0.35	0.41	0.41	0.04	103.6%	0.113
Naphthalene	0.4	0.45	0.33	0.34	0.32	0.34	0.32	0.33	0.35	0.05	86.8%	0.145
Hexachloro-1,3-butadiene	0.4	0.61	0.57	0.54	0.52	0.53	0.48	0.5	0.54	0.04	133.9%	0.137

Centek Laboratories, LLC

0.25ug/m3 Detection Limit
January 2012

Method TO-15
Units=ppb

Compound	Amt	IDL #1	IDL #2	IDL #3	IDL #4	IDL #5	IDL #6	IDL #7	AVG	StdDev	%Rec	IDL
Vinyl Chloride	0.1	0.11	0.1	0.1	0.11	0.1	0.1	0.12	0.11	0.01	105.7%	0.025
Carbon tetrachloride	0.1	0.13	0.12	0.13	0.13	0.12	0.11	0.12	0.12	0.01	122.9%	0.024
Trichloroethene	0.1	0.11	0.13	0.11	0.12	0.12	0.09	0.1	0.11	0.01	111.4%	0.042
Tetrachloroethylene	0.1	0.14	0.12	0.12	0.12	0.12	0.09	0.14	0.12	0.02	121.4%	0.053

Centek Laboratories, LLC

GC/MS-Whole Air Calculations

Relative Response Factor (RRF)

$$RRF = \frac{Ax * Cis}{Ais * Cx}$$

where: Ax = area of the characteristic ion for the compound being measured
Ais = area of the characteristic ion for the specific internal standard of the compound being measured
Cx = concentration of the compound being measured (ppbv)
Cis = concentration of the internal standard (ppbv)

Percent Relative Standard Deviation (%RSD)

$$\% RSD = \frac{\text{Standard deviation of RRF values} * 100}{\text{mean RRF}}$$

Percent Difference (%D)

$$\% D = \frac{(RRFc - \text{mean } RRFi) * 100}{\text{mean } RRFi}$$

where: RRFc = relative response factor from the continuing calibration
mean RRFi = mean relative response factor from the initial calibration

Sample Calculations

$$ppbv = \frac{Ax * Is * Df}{Ais * RRF}$$

where: Ax = area of the characteristic ion for the compound being measured
Ais = area of the characteristic ion for the specific internal standard of the compound being measured
Is = Concentration of the internal standard injected (ppbv)
RRF= relative response factor for the compound being measured
Df = Dilution factor

GC/MS VOLATILES-WHOLE AIR

METHOD TO-15

SAMPLE DATA

Centek Laboratories, LLC

Date: *27-Apr-12*

CLIENT:	Arcadis	**Client Sample ID:**	WL-VP-1
Lab Order:	C1204029	**Tag Number:**	232,184
Project:	LMC Corp Utica	**Collection Date:**	4/13/2012
Lab ID:	C1204029-001A	**Matrix:**	AIR

Analyses	Result	**Limit	Qual	Units	DF	Date Analyzed
FIELD PARAMETERS		FLD				Analyst:
Lab Vacuum In	-5			"Hg		4/13/2012
Lab Vacuum Out	-30			"Hg		4/13/2012
1UG/M3 BY METHOD TO15		TO-15				Analyst: RJP
1,1,1-Trichloroethane	< 0.15	0.15		ppbV	1	4/19/2012 3:09:00 AM
1,1,2,2-Tetrachloroethane	< 0.15	0.15		ppbV	1	4/19/2012 3:09:00 AM
1,1,2-Trichloroethane	< 0.15	0.15		ppbV	1	4/19/2012 3:09:00 AM
1,1-Dichloroethane	< 0.15	0.15		ppbV	1	4/19/2012 3:09:00 AM
1,1-Dichloroethene	< 0.15	0.15		ppbV	1	4/19/2012 3:09:00 AM
1,2,4-Trichlorobenzene	< 0.15	0.15		ppbV	1	4/19/2012 3:09:00 AM
1,2,4-Trimethylbenzene	0.67	0.15		ppbV	1	4/19/2012 3:09:00 AM
1,2-Dibromoethane	< 0.15	0.15		ppbV	1	4/19/2012 3:09:00 AM
1,2-Dichlorobenzene	< 0.15	0.15		ppbV	1	4/19/2012 3:09:00 AM
1,2-Dichloroethane	< 0.15	0.15		ppbV	1	4/19/2012 3:09:00 AM
1,2-Dichloropropane	< 0.15	0.15		ppbV	1	4/19/2012 3:09:00 AM
1,3,5-Trimethylbenzene	0.22	0.15		ppbV	1	4/19/2012 3:09:00 AM
1,3-butadiene	< 0.15	0.15		ppbV	1	4/19/2012 3:09:00 AM
1,3-Dichlorobenzene	0.10	0.15	J	ppbV	1	4/19/2012 3:09:00 AM
1,4-Dichlorobenzene	< 0.15	0.15		ppbV	1	4/19/2012 3:09:00 AM
1,4-Dioxane	< 0.30	0.30		ppbV	1	4/19/2012 3:09:00 AM
2,2,4-trimethylpentane	0.42	0.15		ppbV	1	4/19/2012 3:09:00 AM
4-ethyltoluene	0.22	0.15		ppbV	1	4/19/2012 3:09:00 AM
Acetone	43	6.0		ppbV	20	4/19/2012 5:17:00 AM
Allyl chloride	< 0.15	0.15		ppbV	1	4/19/2012 3:09:00 AM
Benzene	1.0	0.15		ppbV	1	4/19/2012 3:09:00 AM
Benzyl chloride	< 0.15	0.15		ppbV	1	4/19/2012 3:09:00 AM
Bromodichloromethane	< 0.15	0.15		ppbV	1	4/19/2012 3:09:00 AM
Bromoform	< 0.15	0.15		ppbV	1	4/19/2012 3:09:00 AM
Bromomethane	< 0.15	0.15		ppbV	1	4/19/2012 3:09:00 AM
Carbon disulfide	13	3.0		ppbV	20	4/19/2012 5:17:00 AM
Carbon tetrachloride	< 0.15	0.15		ppbV	1	4/19/2012 3:09:00 AM
Chlorobenzene	< 0.15	0.15		ppbV	1	4/19/2012 3:09:00 AM
Chloroethane	< 0.15	0.15		ppbV	1	4/19/2012 3:09:00 AM
Chloroform	< 0.15	0.15		ppbV	1	4/19/2012 3:09:00 AM
Chloromethane	< 0.15	0.15		ppbV	1	4/19/2012 3:09:00 AM
cis-1,2-Dichloroethene	< 0.15	0.15		ppbV	1	4/19/2012 3:09:00 AM
cis-1,3-Dichloropropene	< 0.15	0.15		ppbV	1	4/19/2012 3:09:00 AM
Cyclohexane	< 0.15	0.15		ppbV	1	4/19/2012 3:09:00 AM
Dibromochloromethane	< 0.15	0.15		ppbV	1	4/19/2012 3:09:00 AM
Ethyl acetate	< 0.25	0.25		ppbV	1	4/19/2012 3:09:00 AM

Qualifiers:

**	Reporting Limit	.	Results reported are not blank corrected
B	Analyte detected in the associated Method Blank	E	Value above quantitation range
H	Holding times for preparation or analysis exceeded	J	Analyte detected at or below quantitation limits
JN	Non-routine analyte. Quantitation estimated.	ND	Not Detected at the Reporting Limit
S	Spike Recovery outside accepted recovery limits		

Centek Laboratories, LLC

Date: *27-Apr-12*

CLIENT:	Arcadis	**Client Sample ID:**	WL-VP-1
Lab Order:	C1204029	**Tag Number:**	232,184
Project:	LMC Corp Utica	**Collection Date:**	4/13/2012
Lab ID:	C1204029-001A	**Matrix:**	AIR

Analyses	Result	**Limit	Qual	Units	DF	Date Analyzed
1UG/M3 BY METHOD TO15		TO-15				Analyst: RJP
Ethylbenzene	3.4	3.0		ppbV	20	4/19/2012 5:17:00 AM
Freon 11	0.23	0.15		ppbV	1	4/19/2012 3:09:00 AM
Freon 113	0.15	0.15		ppbV	1	4/19/2012 3:09:00 AM
Freon 114	< 0.15	0.15		ppbV	1	4/19/2012 3:09:00 AM
Freon 12	0.59	0.15		ppbV	1	4/19/2012 3:09:00 AM
Heptane	0.77	0.15		ppbV	1	4/19/2012 3:09:00 AM
Hexachloro-1,3-butadiene	< 0.15	0.15		ppbV	1	4/19/2012 3:09:00 AM
Hexane	< 0.15	0.15		ppbV	1	4/19/2012 3:09:00 AM
Isopropyl alcohol	5.4	3.0		ppbV	20	4/19/2012 5:17:00 AM
m&p-Xylene	9.0	6.0		ppbV	20	4/19/2012 5:17:00 AM
Methyl Butyl Ketone	< 0.30	0.30		ppbV	1	4/19/2012 3:09:00 AM
Methyl Ethyl Ketone	1.1	0.30		ppbV	1	4/19/2012 3:09:00 AM
Methyl Isobutyl Ketone	< 0.30	0.30		ppbV	1	4/19/2012 3:09:00 AM
Methyl tert-butyl ether	< 0.15	0.15		ppbV	1	4/19/2012 3:09:00 AM
Methylene chloride	< 0.15	0.15		ppbV	1	4/19/2012 3:09:00 AM
o-Xylene	3.2	3.0		ppbV	20	4/19/2012 5:17:00 AM
Propylene	< 0.15	0.15		ppbV	1	4/19/2012 3:09:00 AM
Styrene	< 0.15	0.15		ppbV	1	4/19/2012 3:09:00 AM
Tetrachloroethylene	1.0	0.15		ppbV	1	4/19/2012 3:09:00 AM
Tetrahydrofuran	< 0.15	0.15		ppbV	1	4/19/2012 3:09:00 AM
Toluene	7.2	3.0		ppbV	20	4/19/2012 5:17:00 AM
trans-1,2-Dichloroethene	< 0.15	0.15		ppbV	1	4/19/2012 3:09:00 AM
trans-1,3-Dichloropropene	< 0.15	0.15		ppbV	1	4/19/2012 3:09:00 AM
Trichloroethene	0.33	0.15		ppbV	1	4/19/2012 3:09:00 AM
Vinyl acetate	< 0.15	0.15		ppbV	1	4/19/2012 3:09:00 AM
Vinyl Bromide	< 0.15	0.15		ppbV	1	4/19/2012 3:09:00 AM
Vinyl chloride	< 0.15	0.15		ppbV	1	4/19/2012 3:09:00 AM
Surr: Bromofluorobenzene	118	70-130		%REC	1	4/19/2012 3:09:00 AM

Qualifiers:

**	Reporting Limit	.	Results reported are not blank corrected
B	Analyte detected in the associated Method Blank	E	Value above quantitation range
H	Holding times for preparation or analysis exceeded	J	Analyte detected at or below quantitation limits
JN	Non-routine analyte. Quantitation estimated.	ND	Not Detected at the Reporting Limit
S	Spike Recovery outside accepted recovery limits		

Centek Laboratories, LLC

Date: *27-Apr-12*

CLIENT:	Arcadis	**Client Sample ID:**	WL-VP-1
Lab Order:	C1204029	**Tag Number:**	232,184
Project:	LMC Corp Utica	**Collection Date:**	4/13/2012
Lab ID:	C1204029-001A	**Matrix:**	AIR

Analyses	Result	**Limit	Qual	Units	DF	Date Analyzed
1UG/M3 BY METHOD TO15		TO-15				Analyst: RJP
1,1,1-Trichloroethane	< 0.83	0.83		ug/m3	1	4/19/2012 3:09:00 AM
1,1,2,2-Tetrachloroethane	< 1.0	1.0		ug/m3	1	4/19/2012 3:09:00 AM
1,1,2-Trichloroethane	< 0.83	0.83		ug/m3	1	4/19/2012 3:09:00 AM
1,1-Dichloroethane	< 0.62	0.62		ug/m3	1	4/19/2012 3:09:00 AM
1,1-Dichloroethene	< 0.60	0.60		ug/m3	1	4/19/2012 3:09:00 AM
1,2,4-Trichlorobenzene	< 1.1	1.1		ug/m3	1	4/19/2012 3:09:00 AM
1,2,4-Trimethylbenzene	3.3	0.75		ug/m3	1	4/19/2012 3:09:00 AM
1,2-Dibromoethane	< 1.2	1.2		ug/m3	1	4/19/2012 3:09:00 AM
1,2-Dichlorobenzene	< 0.92	0.92		ug/m3	1	4/19/2012 3:09:00 AM
1,2-Dichloroethane	< 0.62	0.62		ug/m3	1	4/19/2012 3:09:00 AM
1,2-Dichloropropane	< 0.70	0.70		ug/m3	1	4/19/2012 3:09:00 AM
1,3,5-Trimethylbenzene	1.1	0.75		ug/m3	1	4/19/2012 3:09:00 AM
1,3-butadiene	< 0.34	0.34		ug/m3	1	4/19/2012 3:09:00 AM
1,3-Dichlorobenzene	0.61	0.92	J	ug/m3	1	4/19/2012 3:09:00 AM
1,4-Dichlorobenzene	< 0.92	0.92		ug/m3	1	4/19/2012 3:09:00 AM
1,4-Dioxane	< 1.1	1.1		ug/m3	1	4/19/2012 3:09:00 AM
2,2,4-trimethylpentane	2.0	0.71		ug/m3	1	4/19/2012 3:09:00 AM
4-ethyltoluene	1.1	0.75		ug/m3	1	4/19/2012 3:09:00 AM
Acetone	100	14		ug/m3	20	4/19/2012 5:17:00 AM
Allyl chloride	< 0.48	0.48		ug/m3	1	4/19/2012 3:09:00 AM
Benzene	3.3	0.49		ug/m3	1	4/19/2012 3:09:00 AM
Benzyl chloride	< 0.88	0.88		ug/m3	1	4/19/2012 3:09:00 AM
Bromodichloromethane	< 1.0	1.0		ug/m3	1	4/19/2012 3:09:00 AM
Bromoform	< 1.6	1.6		ug/m3	1	4/19/2012 3:09:00 AM
Bromomethane	< 0.59	0.59		ug/m3	1	4/19/2012 3:09:00 AM
Carbon disulfide	42	9.5		ug/m3	20	4/19/2012 5:17:00 AM
Carbon tetrachloride	< 0.96	0.96		ug/m3	1	4/19/2012 3:09:00 AM
Chlorobenzene	< 0.70	0.70		ug/m3	1	4/19/2012 3:09:00 AM
Chloroethane	< 0.40	0.40		ug/m3	1	4/19/2012 3:09:00 AM
Chloroform	< 0.74	0.74		ug/m3	1	4/19/2012 3:09:00 AM
Chloromethane	< 0.31	0.31		ug/m3	1	4/19/2012 3:09:00 AM
cis-1,2-Dichloroethene	< 0.60	0.60		ug/m3	1	4/19/2012 3:09:00 AM
cis-1,3-Dichloropropene	< 0.69	0.69		ug/m3	1	4/19/2012 3:09:00 AM
Cyclohexane	< 0.52	0.52		ug/m3	1	4/19/2012 3:09:00 AM
Dibromochloromethane	< 1.3	1.3		ug/m3	1	4/19/2012 3:09:00 AM
Ethyl acetate	< 0.92	0.92		ug/m3	1	4/19/2012 3:09:00 AM
Ethylbenzene	15	13		ug/m3	20	4/19/2012 5:17:00 AM
Freon 11	1.3	0.86		ug/m3	1	4/19/2012 3:09:00 AM
Freon 113	1.2	1.2		ug/m3	1	4/19/2012 3:09:00 AM
Freon 114	< 1.1	1.1		ug/m3	1	4/19/2012 3:09:00 AM

Qualifiers:

**	Reporting Limit	.	Results reported are not blank corrected
B	Analyte detected in the associated Method Blank	E	Value above quantitation range
H	Holding times for preparation or analysis exceeded	J	Analyte detected at or below quantitation limits
JN	Non-routine analyte. Quantitation estimated.	ND	Not Detected at the Reporting Limit
S	Spike Recovery outside accepted recovery limits		

Centek Laboratories, LLC

Date: *27-Apr-12*

CLIENT:	Arcadis	**Client Sample ID:**	WL-VP-1
Lab Order:	C1204029	**Tag Number:**	232,184
Project:	LMC Corp Utica	**Collection Date:**	4/13/2012
Lab ID:	C1204029-001A	**Matrix:**	AIR

Analyses	Result	**Limit	Qual	Units	DF	Date Analyzed
1UG/M3 BY METHOD TO15		**TO-15**				Analyst: **RJP**
Freon 12	3.0	0.75		ug/m3	1	4/19/2012 3:09:00 AM
Heptane	3.2	0.62		ug/m3	1	4/19/2012 3:09:00 AM
Hexachloro-1,3-butadiene	< 1.6	1.6		ug/m3	1	4/19/2012 3:09:00 AM
Hexane	< 0.54	0.54		ug/m3	1	4/19/2012 3:09:00 AM
Isopropyl alcohol	13	7.5		ug/m3	20	4/19/2012 5:17:00 AM
m&p-Xylene	40	26		ug/m3	20	4/19/2012 5:17:00 AM
Methyl Butyl Ketone	< 1.2	1.2		ug/m3	1	4/19/2012 3:09:00 AM
Methyl Ethyl Ketone	3.3	0.90		ug/m3	1	4/19/2012 3:09:00 AM
Methyl Isobutyl Ketone	< 1.2	1.2		ug/m3	1	4/19/2012 3:09:00 AM
Methyl tert-butyl ether	< 0.55	0.55		ug/m3	1	4/19/2012 3:09:00 AM
Methylene chloride	< 0.53	0.53		ug/m3	1	4/19/2012 3:09:00 AM
o-Xylene	14	13		ug/m3	20	4/19/2012 5:17:00 AM
Propylene	< 0.26	0.26		ug/m3	1	4/19/2012 3:09:00 AM
Styrene	< 0.65	0.65		ug/m3	1	4/19/2012 3:09:00 AM
Tetrachloroethylene	7.0	1.0		ug/m3	1	4/19/2012 3:09:00 AM
Tetrahydrofuran	< 0.45	0.45		ug/m3	1	4/19/2012 3:09:00 AM
Toluene	28	11		ug/m3	20	4/19/2012 5:17:00 AM
trans-1,2-Dichloroethene	< 0.60	0.60		ug/m3	1	4/19/2012 3:09:00 AM
trans-1,3-Dichloropropene	< 0.69	0.69		ug/m3	1	4/19/2012 3:09:00 AM
Trichloroethene	1.8	0.82		ug/m3	1	4/19/2012 3:09:00 AM
Vinyl acetate	< 0.54	0.54		ug/m3	1	4/19/2012 3:09:00 AM
Vinyl Bromide	< 0.67	0.67		ug/m3	1	4/19/2012 3:09:00 AM
Vinyl chloride	< 0.39	0.39		ug/m3	1	4/19/2012 3:09:00 AM

Qualifiers:

**	Reporting Limit	.	Results reported are not blank corrected
B	Analyte detected in the associated Method Blank	E	Value above quantitation range
H	Holding times for preparation or analysis exceeded	J	Analyte detected at or below quantitation limits
JN	Non-routine analyte. Quantitation estimated.	ND	Not Detected at the Reporting Limit
S	Spike Recovery outside accepted recovery limits		

Quantitation Report (QT Reviewed)

Data File : C:\HPCHEM\1\DATA\AJ041833.D Vial: 51
Acq On : 19 Apr 2012 3:09 am Operator: RJP
Sample : C1204029-001A Inst : MSD #1
Misc : A402_1UG Multiplr: 1.00
MS Integration Params: RTEINT.P
Quant Time: Apr 19 03:30:07 2012 Quant Results File: A402_1UG.RES

Quant Method : C:\HPCHEM\1\METHODS\A402_1UG.M (RTE Integrator)
Title : TO-15 VOA Standards for 5 point calibration
Last Update : Tue Apr 10 11:43:04 2012
Response via : Initial Calibration
DataAcq Meth : A402_1UG

Internal Standards	R.T.	QIon	Response	Conc	Units		Dev(Min)
1) Bromochloromethane	7.35	128	17832	1.00	ppb		0.01
32) 1,4-difluorobenzene	9.62	114	58108	1.00	ppb		0.00
47) Chlorobenzene-d5	14.58	117	51776	1.00	ppb		0.00
System Monitoring Compounds							
60) Bromofluorobenzene	16.14	95	37831	1.18	ppb		0.00
Spiked Amount 1.000	Range 70 - 130		Recovery = 118.00%				
Target Compounds							Qvalue
3) Freon 12	3.03	85	60108	0.59	ppb		100
13) Freon 11	4.06	101	22437	0.23	ppb		98
14) Acetone	4.18	58	519510	41.53	ppb	#	87
15) Isopropyl alcohol	4.29	45	74364	2.58	ppb	#	100
17) Freon 113	4.76	101	9879	0.15	ppb		99
20) Carbon disulfide	5.07	76	500903	7.28	ppb		97
25) Methyl Ethyl Ketone	6.59	72	11372	1.10	ppb	#	1
36) Benzene	8.85	78	64714	1.01	ppb		96
39) 2,2,4-trimethylpentane	9.80	57	30578	0.42	ppb	#	71
40) Heptane	10.21	43	18820	0.77	ppb		86
41) Trichloroethene	10.31	130	13296	0.33	ppb		95
48) Toluene	12.62	92	293309	5.84	ppb		98
53) Tetrachloroethylene	13.67	164	57784	1.01	ppb		99
55) Ethylbenzene	14.89	91	356674	3.25	ppb		99
56) m&p-xylene	15.06	91	829535	8.85	ppb		99
59) o-xylene	15.52	91	359504	2.89	ppb		90
63) 4-ethyltoluene	16.72	105	23710m	0.22	ppb		
64) 1,3,5-trimethylbenzene	16.78	105	26443m	0.22	ppb		
65) 1,2,4-trimethylbenzene	17.18	105	63176	0.67	ppb		100
66) 1,3-dichlorobenzene	17.44	146	9014	0.10	ppb	#	31

(#) = qualifier out of range (m) = manual integration (+) = signals summed

Quantitation Report (QT Reviewed)

Data File : C:\HPCHEM\1\DATA\AJ041833.D Vial: 51
Acq On : 19 Apr 2012 3:09 am Operator: RJP
Sample : C1204029-001A Inst : MSD #1
Misc : A402_1UG Multiplr: 1.00
MS Integration Params: RTEINT.P
Quant Time: Apr 19 15:58 2012 Quant Results File: A402_1UG.RES

Method : C:\HPCHEM\1\METHODS\A402_1UG.M (RTE Integrator)
Title : TO-15 VOA Standards for 5 point calibration
Last Update : Fri Apr 27 10:17:02 2012
Response via : Initial Calibration

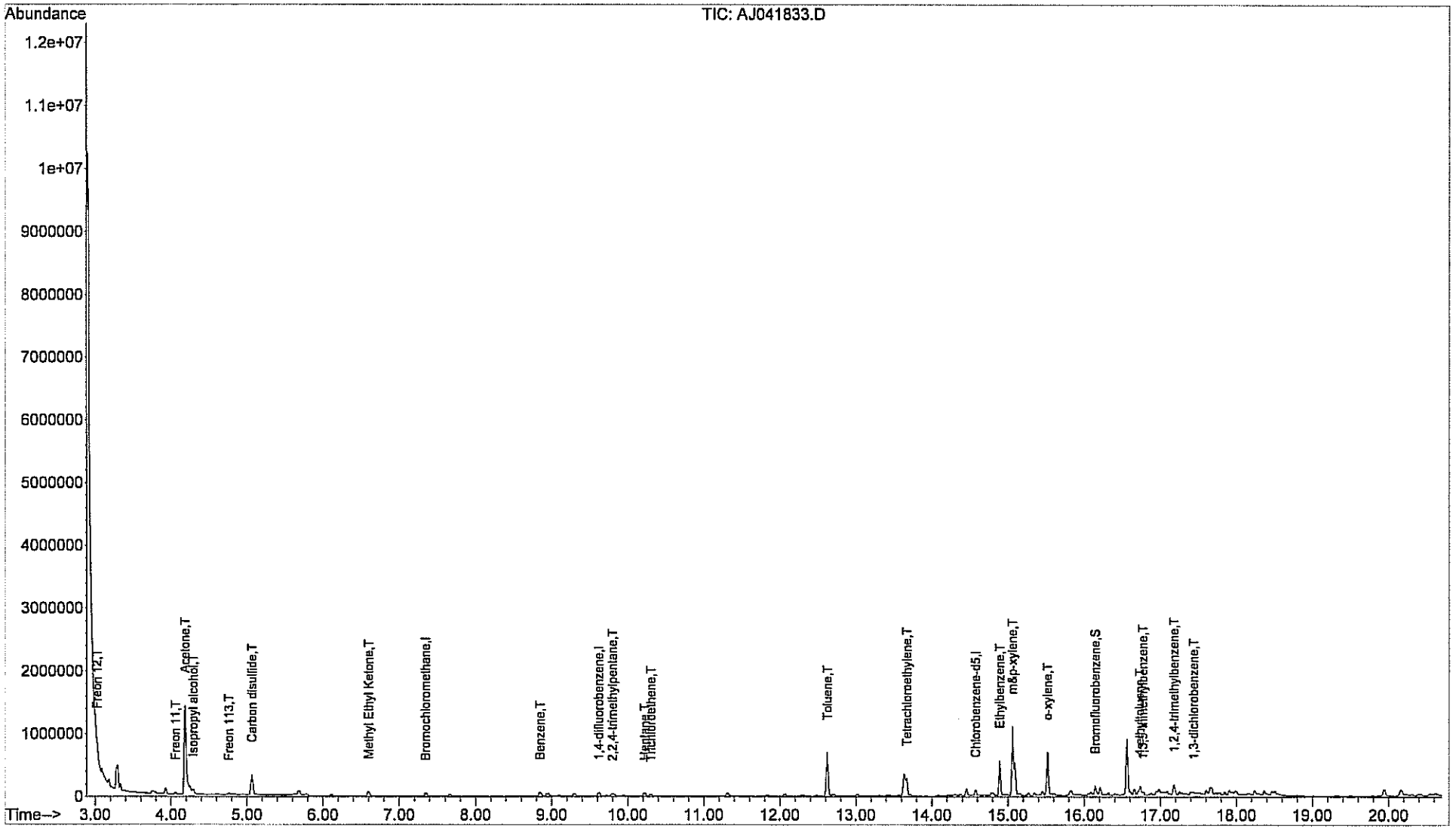

78
Centek Laboratories, LLC

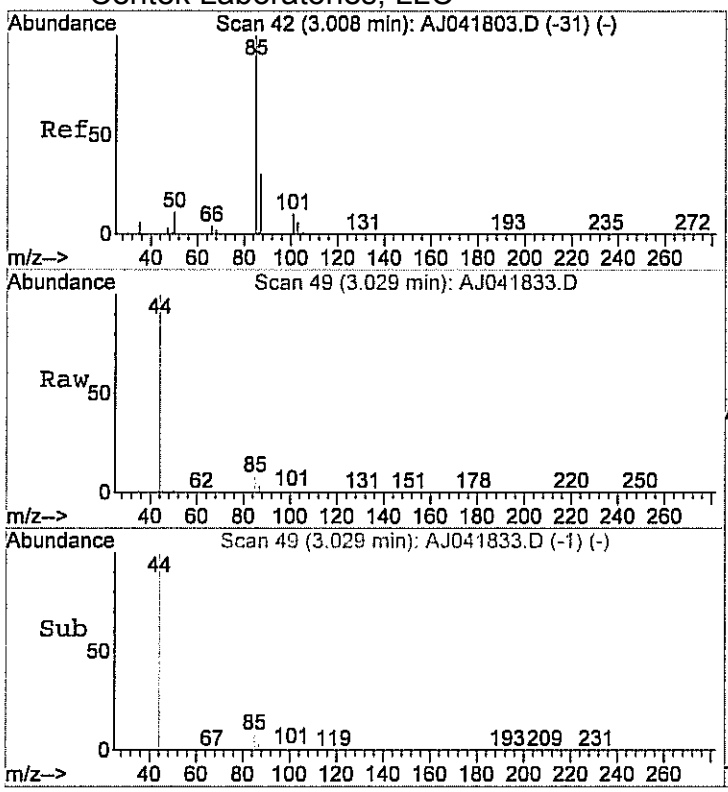

#3
Freon 12
Concen: 0.59 ppb
RT: 3.03 min Scan# 49
Delta R.T. 0.05 min
Lab File: AJ041833.D
Acq: 19 Apr 2012 3:09 am

Tgt Ion: 85 Resp: 60108

Ion	Ratio	Lower	Upper
85	100		
87	32.3	12.2	52.2

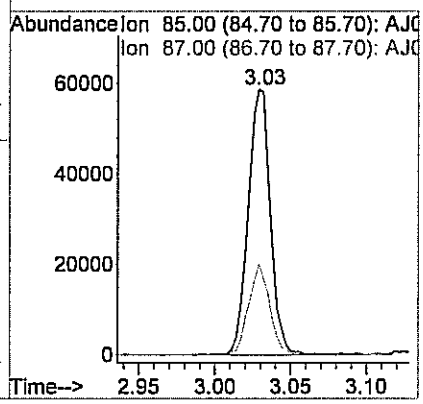

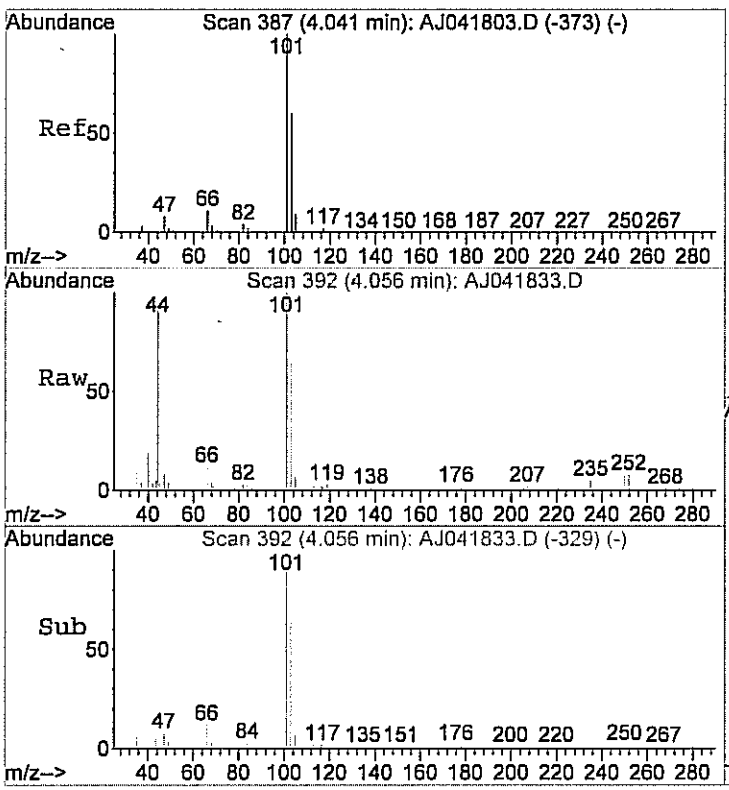

#13
Freon 11
Concen: 0.23 ppb
RT: 4.06 min Scan# 392
Delta R.T. 0.04 min
Lab File: AJ041833.D
Acq: 19 Apr 2012 3:09 am

Tgt Ion:101 Resp: 22437

Ion	Ratio	Lower	Upper
101	100		
103	63.9	45.3	85.3
105	12.3	0.0	30.6

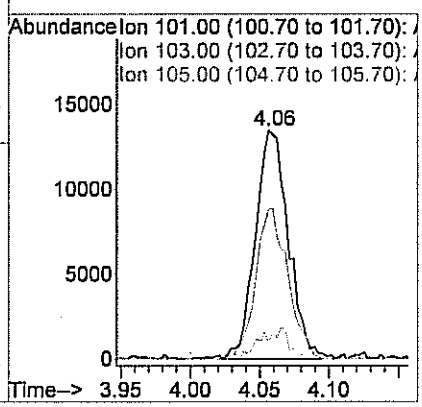

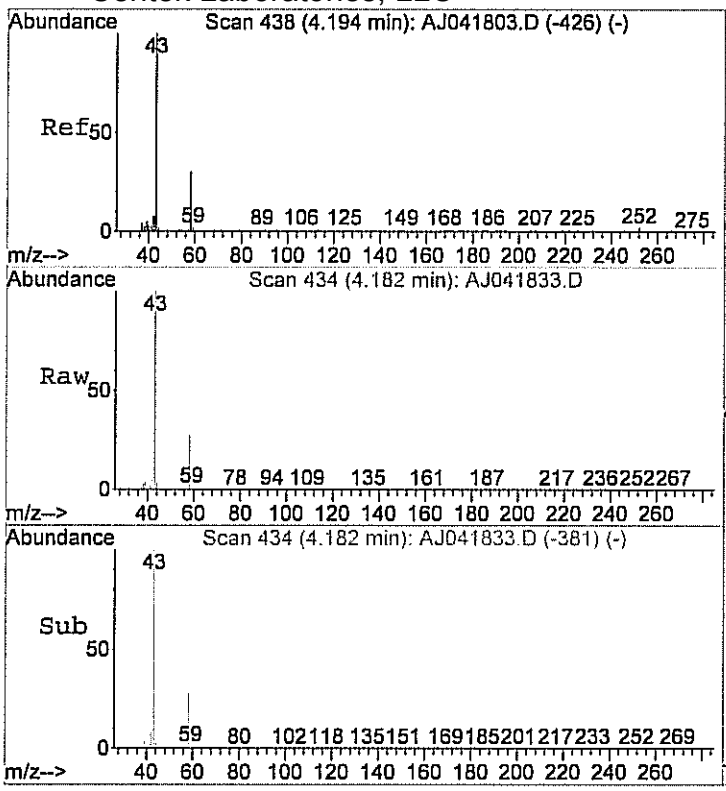

#14
Acetone
Concen: 41.53 ppb
RT: 4.18 min Scan# 434
Delta R.T. 0.01 min
Lab File: AJ041833.D
Acq: 19 Apr 2012 3:09 am

Tgt Ion: 58 Resp: 519510

Ion	Ratio	Lower	Upper
58	100		
43	349.7	350.5	410.5#

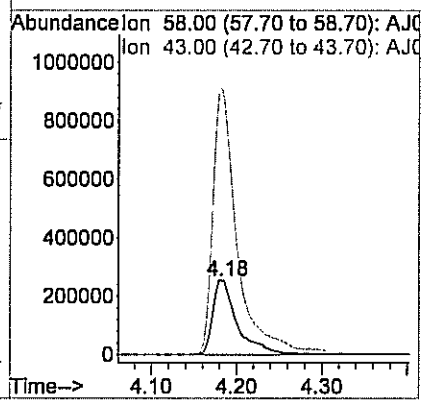

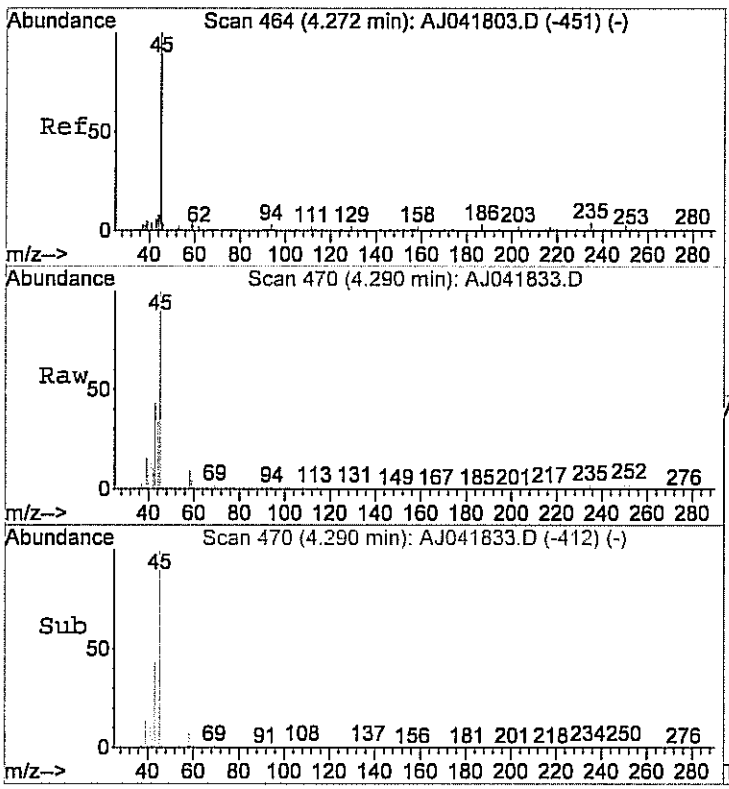

#15
Isopropyl alcohol
Concen: 2.58 ppb
RT: 4.29 min Scan# 470
Delta R.T. 0.02 min
Lab File: AJ041833.D
Acq: 19 Apr 2012 3:09 am

Tgt Ion: 45 Resp: 74364

Ion	Ratio	Lower	Upper
45	100		
43	0.0	0.0	20.0

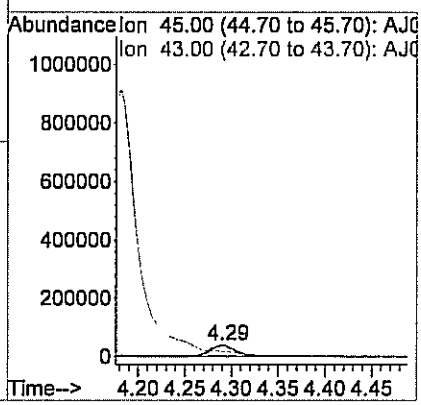

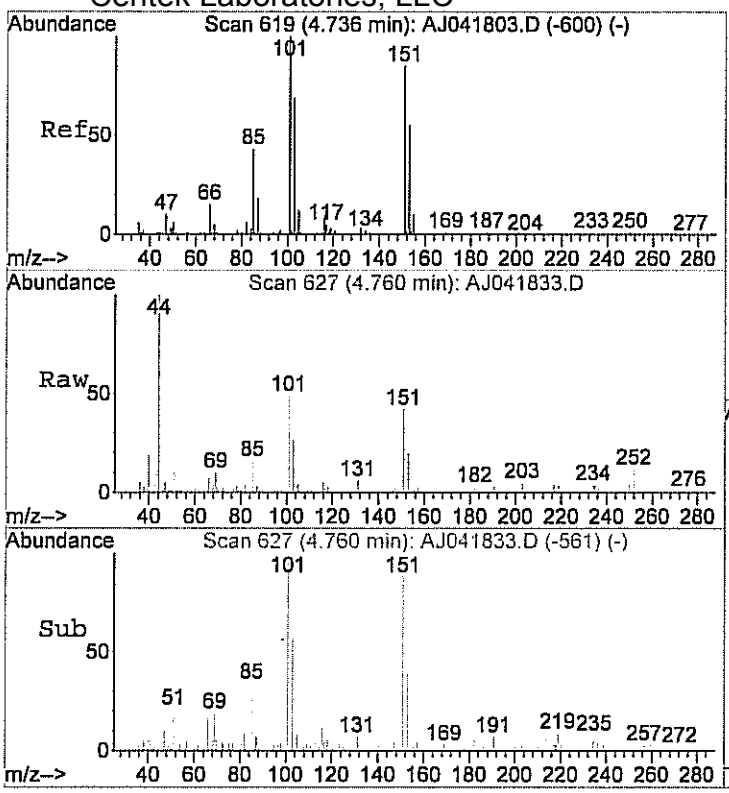

#17
Freon 113
Concen: 0.15 ppb
RT: 4.76 min Scan# 627
Delta R.T. 0.05 min
Lab File: AJ041833.D
Acq: 19 Apr 2012 3:09 am

Tgt Ion:101 Resp: 9879

Ion	Ratio	Lower	Upper
101	100		
103	62.9	44.1	84.1
151	83.0	63.6	103.6

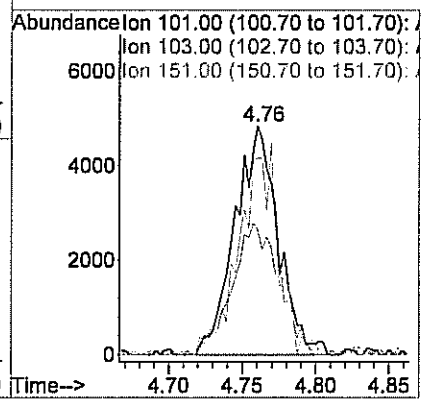

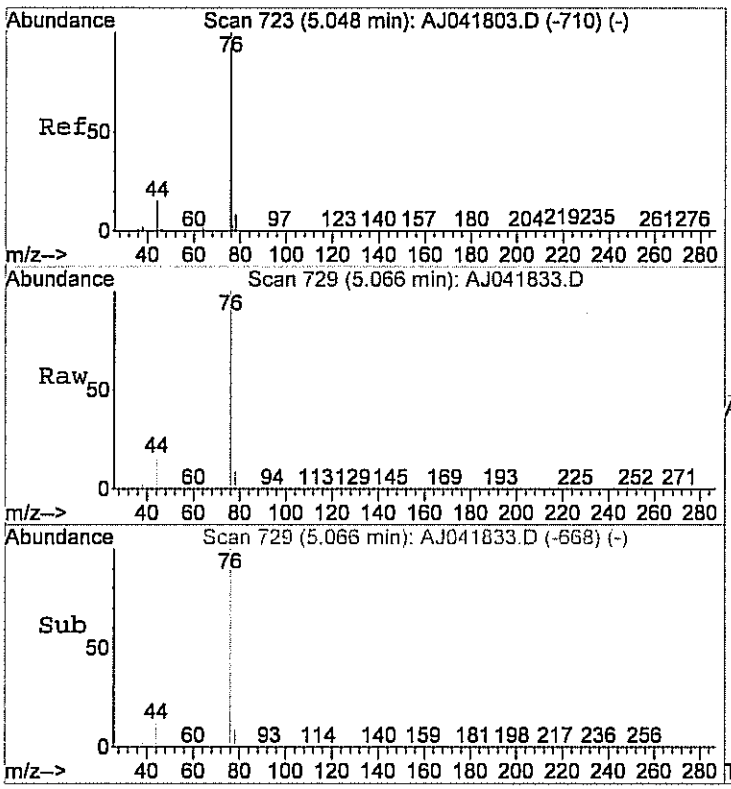

#20
Carbon disulfide
Concen: 7.28 ppb
RT: 5.07 min Scan# 729
Delta R.T. 0.03 min
Lab File: AJ041833.D
Acq: 19 Apr 2012 3:09 am

Tgt Ion: 76 Resp: 500903

Ion	Ratio	Lower	Upper
76	100		
78	8.9	0.0	29.9

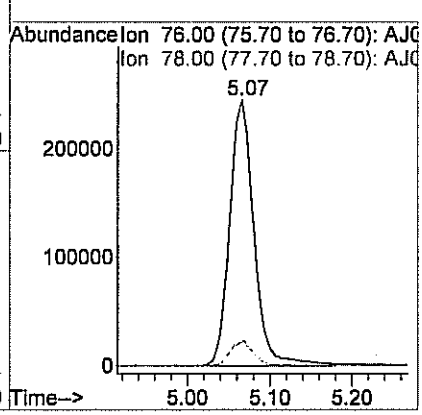

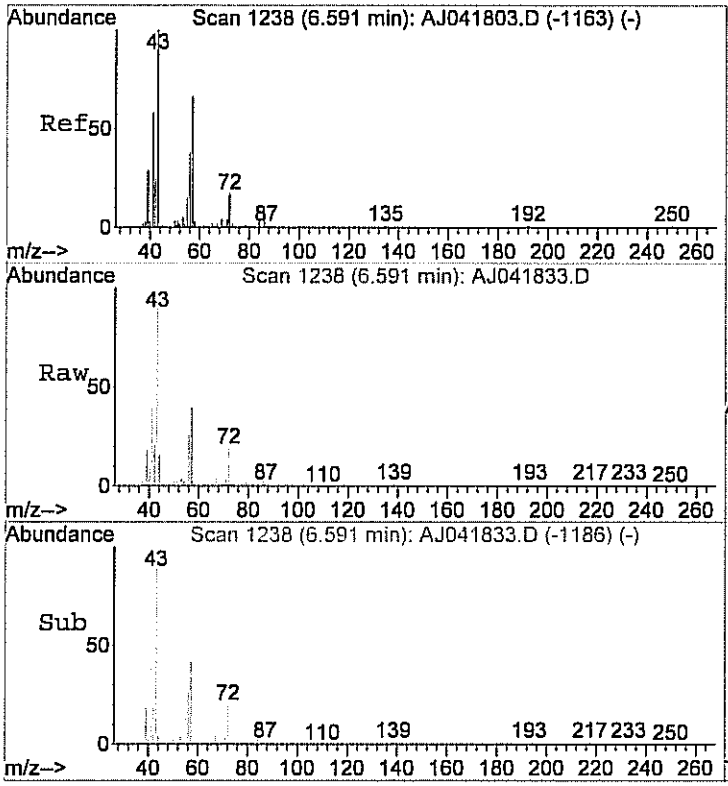

#25
Methyl Ethyl Ketone
Concen: 1.10 ppb
RT: 6.59 min Scan# 1238
Delta R.T. 0.01 min
Lab File: AJ041833.D
Acq: 19 Apr 2012 3:09 am

Tgt Ion: 72 Resp: 11372

Ion	Ratio	Lower	Upper
72	100		
43	0.0	557.0	597.0#
72	100.0	80.0	120.0

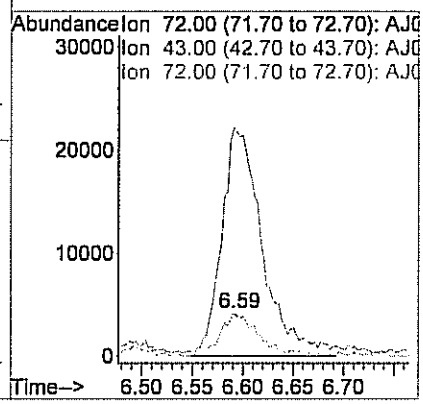

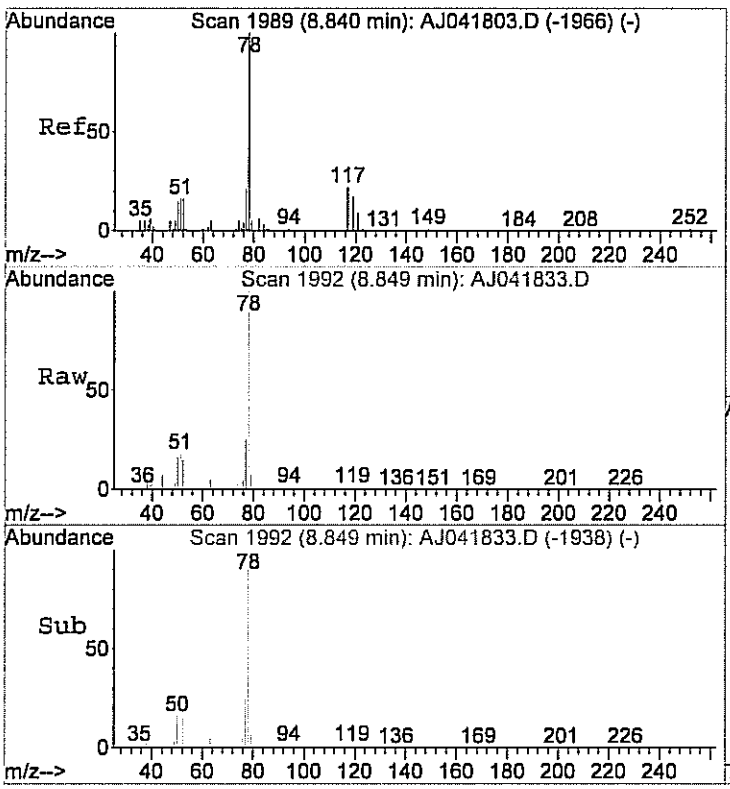

#36
Benzene
Concen: 1.01 ppb
RT: 8.85 min Scan# 1992
Delta R.T. 0.01 min
Lab File: AJ041833.D
Acq: 19 Apr 2012 3:09 am

Tgt Ion: 78 Resp: 64714

Ion	Ratio	Lower	Upper
78	100		
77	24.2	2.1	42.1
51	19.9	1.7	41.7

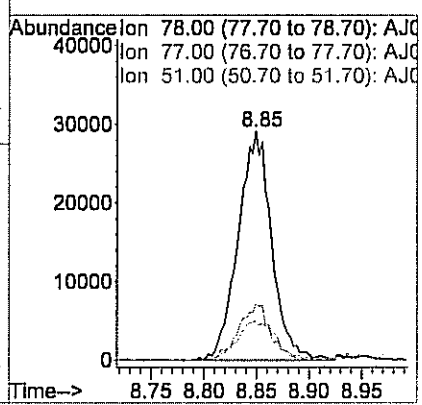

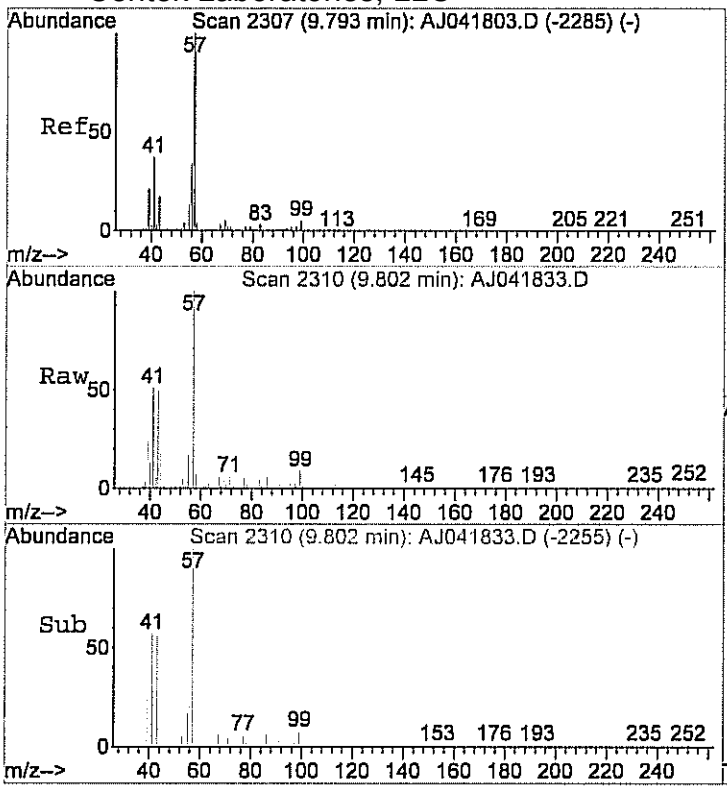

#39
2,2,4-trimethylpentane
Concen: 0.42 ppb
RT: 9.80 min Scan# 2310
Delta R.T. 0.01 min
Lab File: AJ041833.D
Acq: 19 Apr 2012 3:09 am

Tgt Ion: 57 Resp: 30578

Ion	Ratio	Lower	Upper
57	100		
41	29.4	22.6	62.6
56	57.2	14.1	54.1#

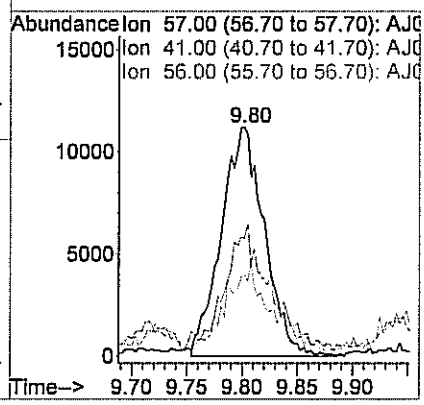

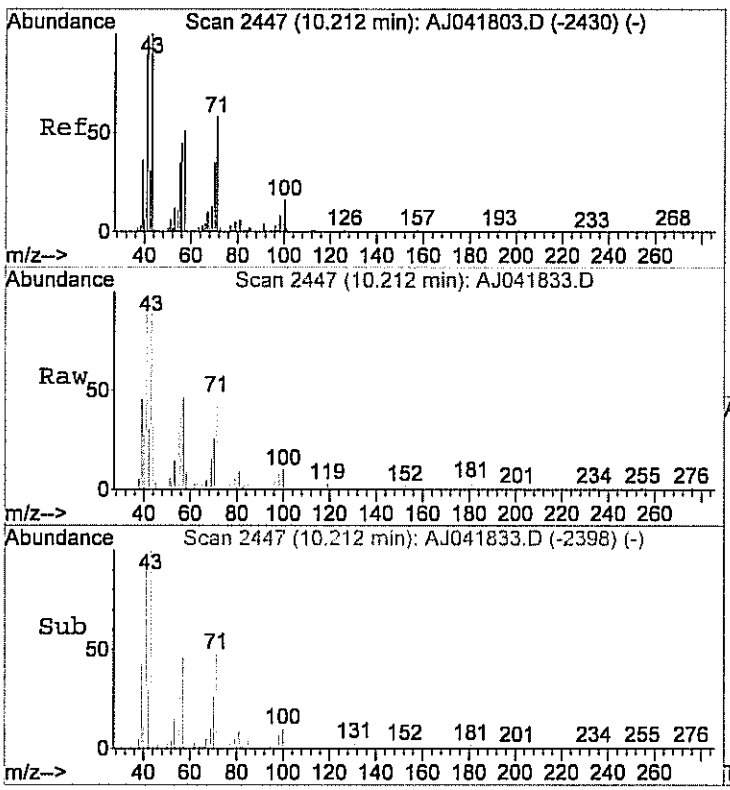

#40
Heptane
Concen: 0.77 ppb
RT: 10.21 min Scan# 2447
Delta R.T. -0.00 min
Lab File: AJ041833.D
Acq: 19 Apr 2012 3:09 am

Tgt Ion: 43 Resp: 18820

Ion	Ratio	Lower	Upper
43	100		
57	72.8	33.3	73.3
71	58.5	40.2	80.2

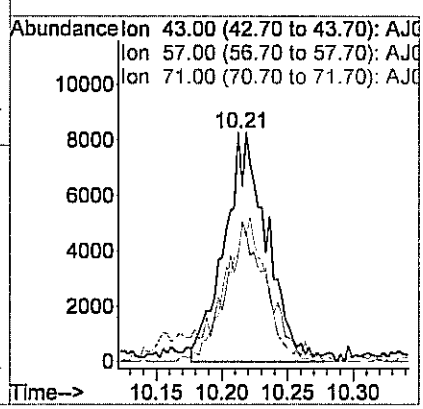

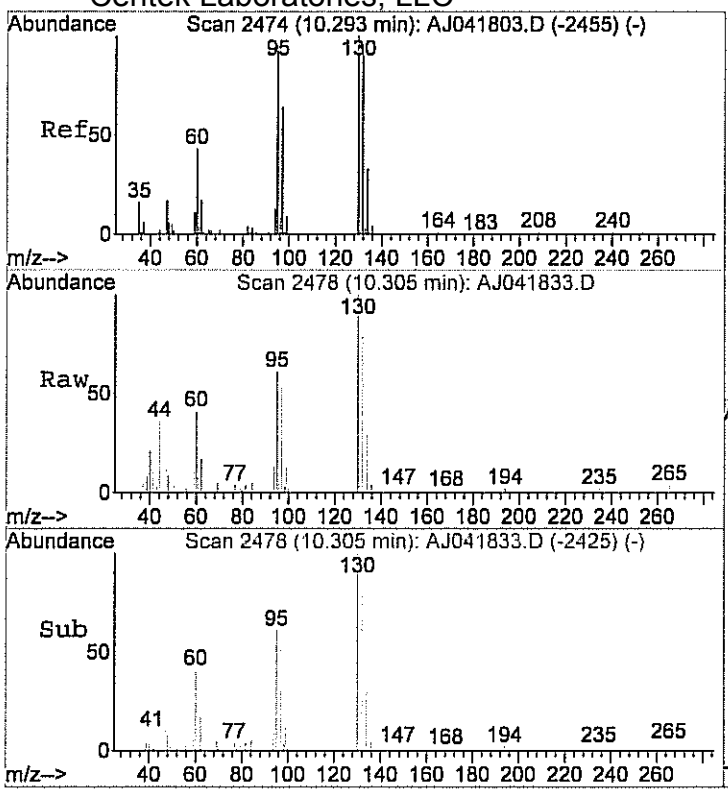

#41
Trichloroethene
Concen: 0.33 ppb
RT: 10.31 min Scan# 2478
Delta R.T. 0.01 min
Lab File: AJ041833.D
Acq: 19 Apr 2012 3:09 am

Tgt Ion:130 Resp: 13296

Ion	Ratio	Lower	Upper
130	100		
132	92.5	80.6	120.6
95	94.3	75.3	115.3

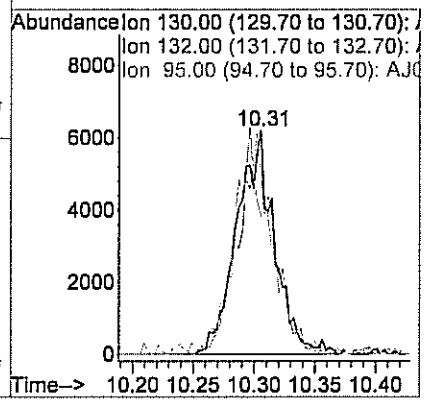

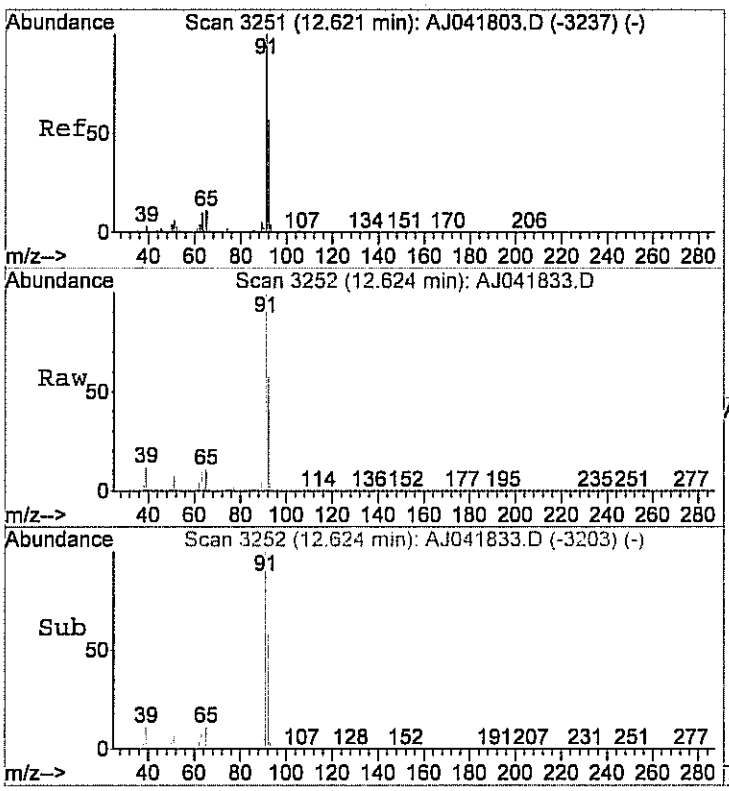

#48
Toluene
Concen: 5.84 ppb
RT: 12.62 min Scan# 3252
Delta R.T. -0.00 min
Lab File: AJ041833.D
Acq: 19 Apr 2012 3:09 am

Tgt Ion: 92 Resp: 293309

Ion	Ratio	Lower	Upper
92	100		
91	174.4	156.8	196.8

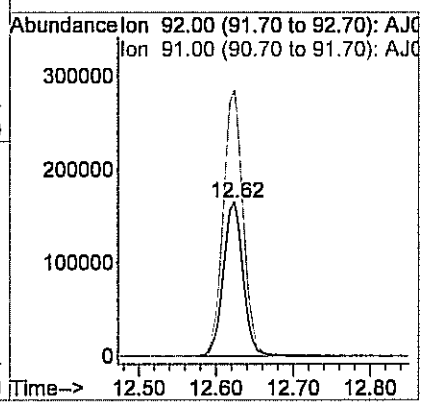

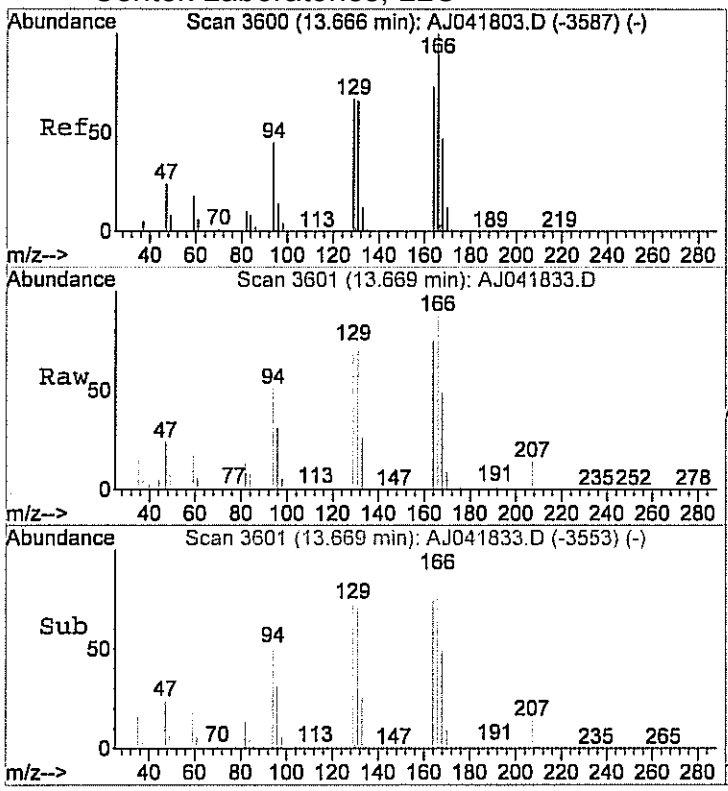

#53
Tetrachloroethylene
Concen: 1.01 ppb
RT: 13.67 min Scan# 3601
Delta R.T. -0.01 min
Lab File: AJ041833.D
Acq: 19 Apr 2012 3:09 am

Tgt Ion:164 Resp: 57784

Ion	Ratio	Lower	Upper
164	100		
166	127.7	106.3	146.3

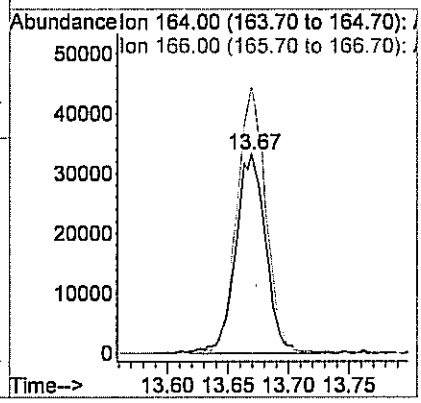

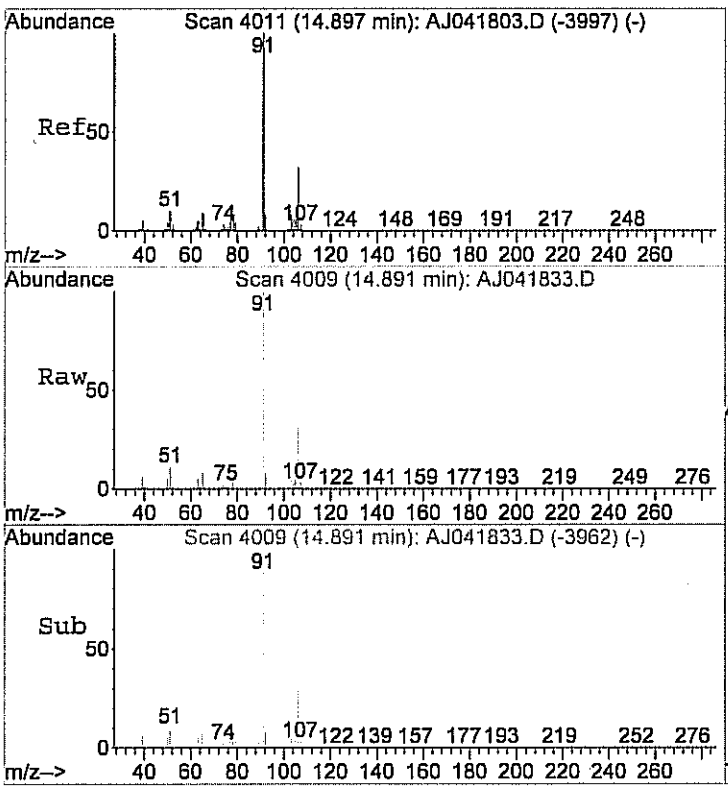

#55
Ethylbenzene
Concen: 3.25 ppb
RT: 14.89 min Scan# 4009
Delta R.T. -0.01 min
Lab File: AJ041833.D
Acq: 19 Apr 2012 3:09 am

Tgt Ion: 91 Resp: 356674

Ion	Ratio	Lower	Upper
91	100		
106	31.4	12.1	52.1

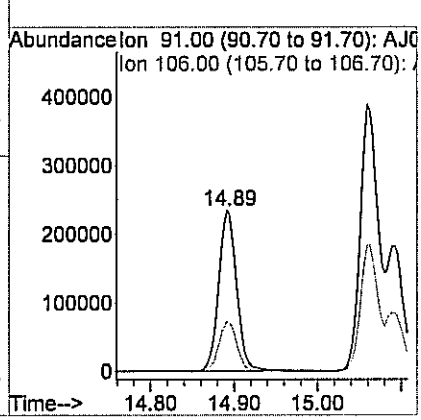

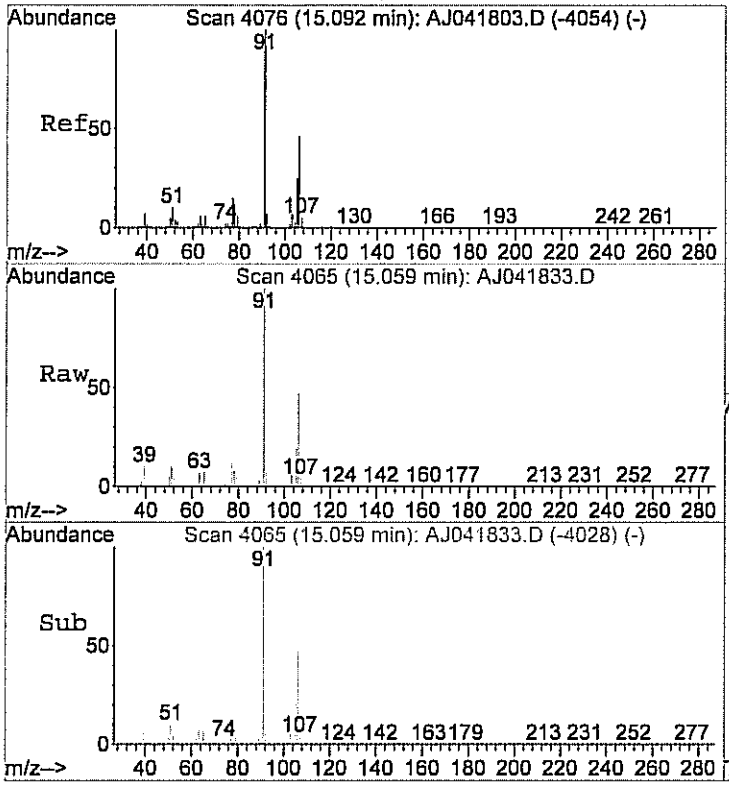

#56
m&p-xylene
Concen: 8.85 ppb
RT: 15.06 min Scan# 4065
Delta R.T. -0.04 min
Lab File: AJ041833.D
Acq: 19 Apr 2012 3:09 am

Tgt Ion: 91 Resp: 829535

Ion	Ratio	Lower	Upper
91	100		
106	47.9	28.3	68.3

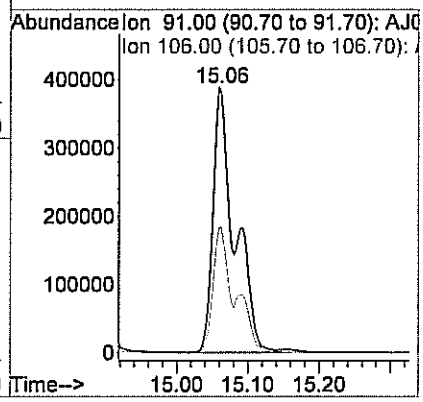

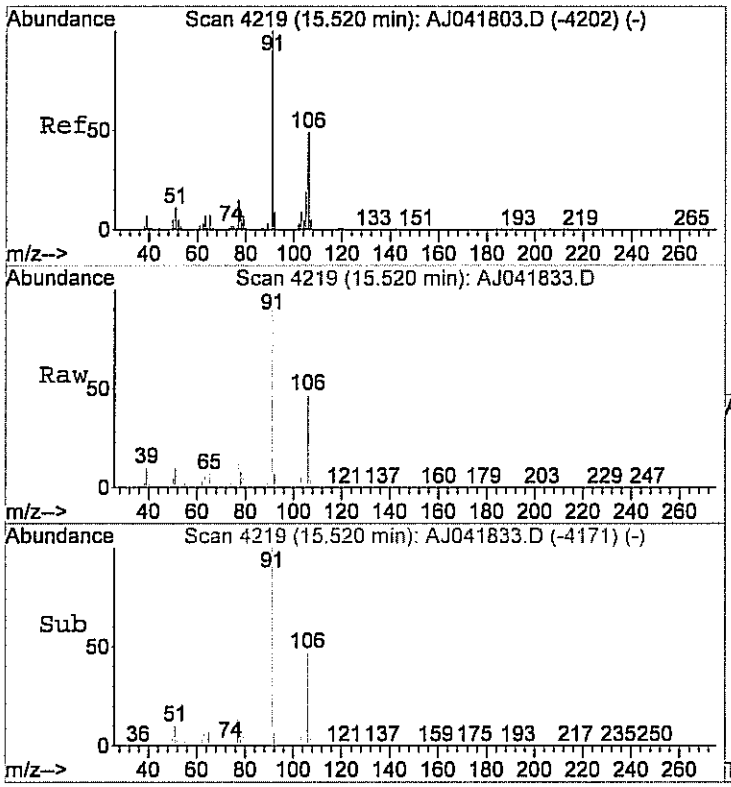

#59
o-xylene
Concen: 2.89 ppb
RT: 15.52 min Scan# 4219
Delta R.T. -0.01 min
Lab File: AJ041833.D
Acq: 19 Apr 2012 3:09 am

Tgt Ion: 91 Resp: 359504

Ion	Ratio	Lower	Upper
91	100		
106	46.3	20.3	60.3

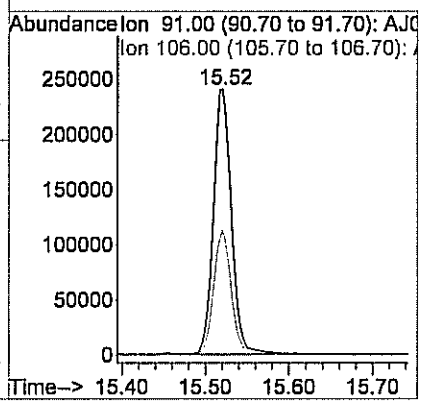

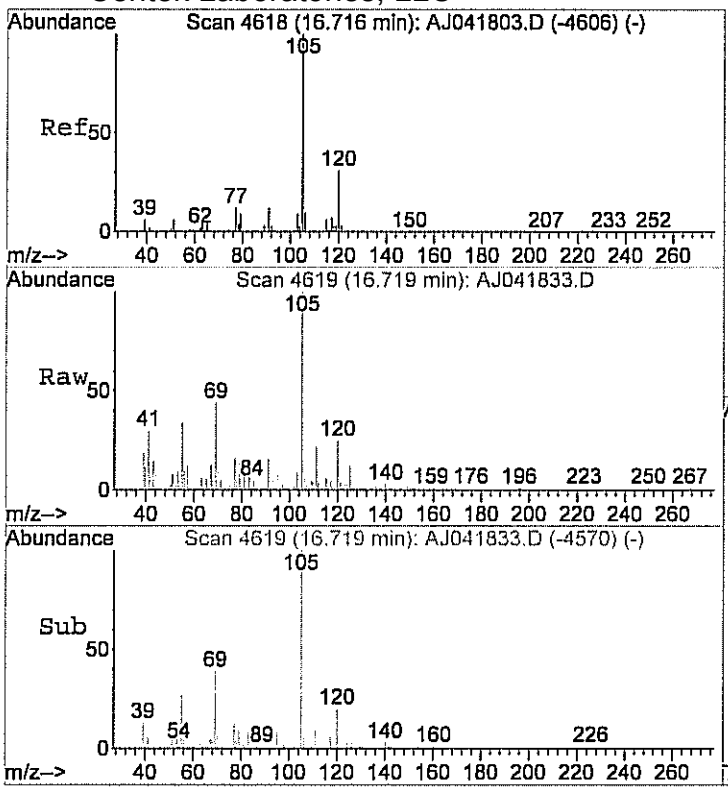

#63
4-ethyltoluene
Concen: 0.22 ppb m
RT: 16.72 min Scan# 4619
Delta R.T. -0.00 min
Lab File: AJ041833.D
Acq: 19 Apr 2012 3:09 am

Tgt Ion:105 Resp: 23710

Ion	Ratio	Lower	Upper
105	100		
120	28.1	10.7	50.7

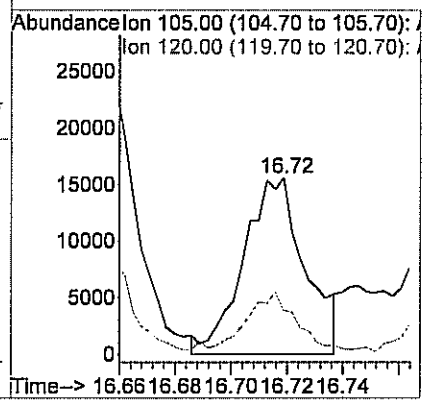

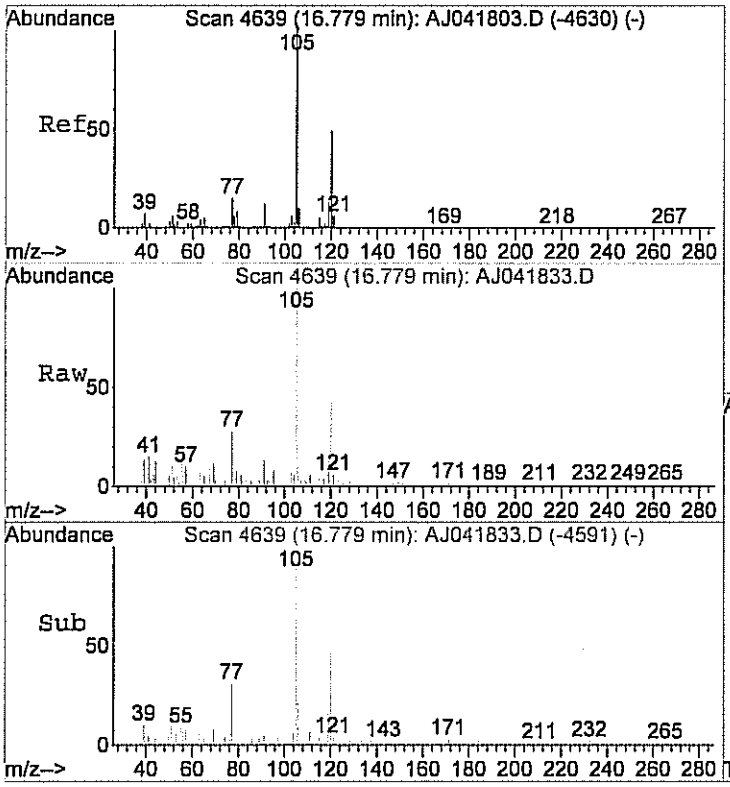

#64
1,3,5-trimethylbenzene
Concen: 0.22 ppb m
RT: 16.78 min Scan# 4639
Delta R.T. -0.01 min
Lab File: AJ041833.D
Acq: 19 Apr 2012 3:09 am

Tgt Ion:105 Resp: 26443

Ion	Ratio	Lower	Upper
105	100		
120	42.4	26.5	66.5

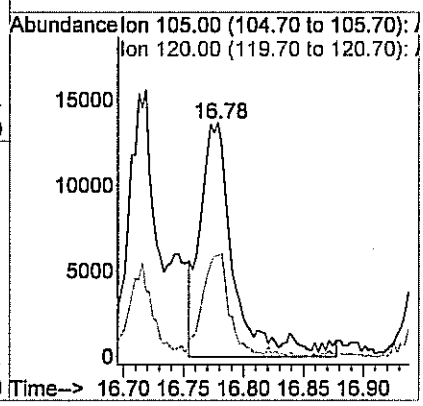

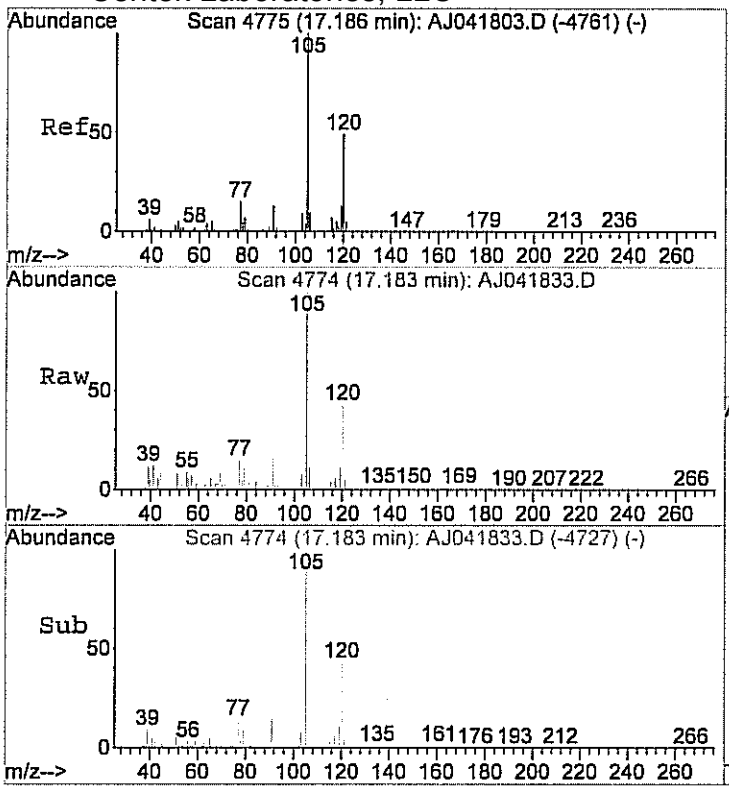

#65
1,2,4-trimethylbenzene
Concen: 0.67 ppb
RT: 17.18 min Scan# 4774
Delta R.T. -0.01 min
Lab File: AJ041833.D
Acq: 19 Apr 2012 3:09 am

Tgt Ion:105 Resp: 63176

Ion	Ratio	Lower	Upper
105	100		
120	46.6	26.8	66.8

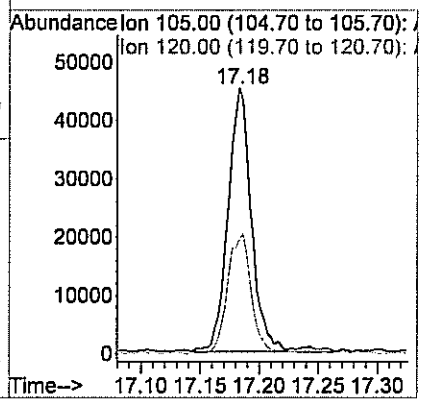

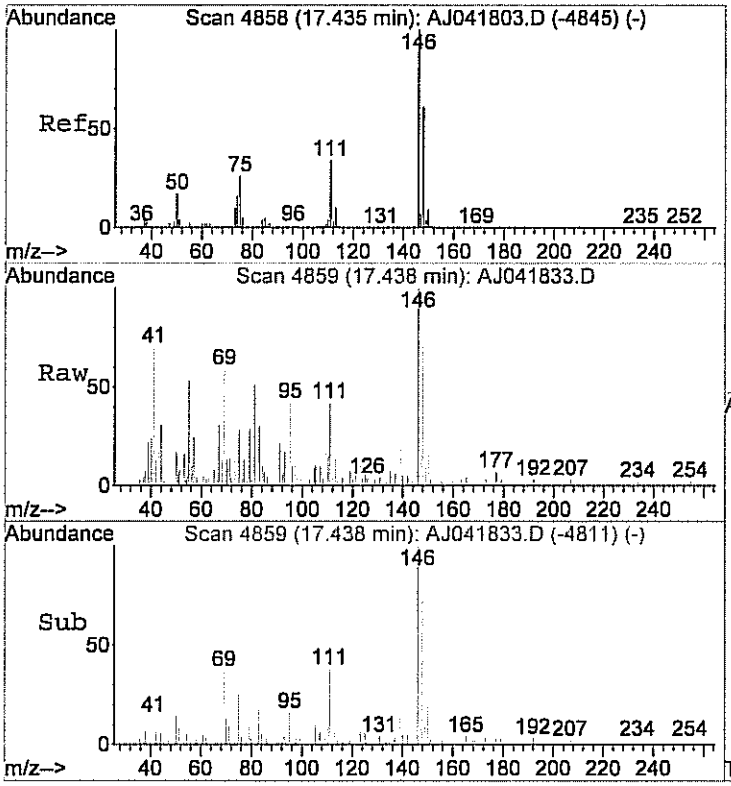

#66
1,3-dichlorobenzene
Concen: 0.10 ppb
RT: 17.44 min Scan# 4859
Delta R.T. -0.01 min
Lab File: AJ041833.D
Acq: 19 Apr 2012 3:09 am

Tgt Ion:146 Resp: 9014

Ion	Ratio	Lower	Upper
146	100		
148	66.2	47.1	87.1
111	151.2	16.3	56.3#

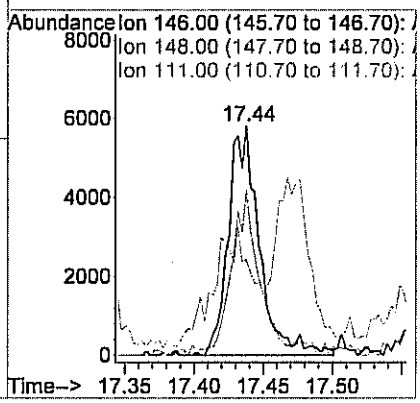

Quantitation Report (QT Reviewed)

Data File : C:\HPCHEM\1\DATA\AJ041837.D Vial: 55
Acq On : 19 Apr 2012 5:17 am Operator: RJP
Sample : C1204029-001A 20X Inst : MSD #1
Misc : A402_1UG Multiplr: 1.00
MS Integration Params: RTEINT.P
Quant Time: Apr 19 05:37:56 2012 Quant Results File: A402_1UG.RES

Quant Method : C:\HPCHEM\1\METHODS\A402_1UG.M (RTE Integrator)
Title : TO-15 VOA Standards for 5 point calibration
Last Update : Tue Apr 10 11:43:04 2012
Response via : Initial Calibration
DataAcq Meth : A402_1UG

Internal Standards	R.T.	QIon	Response	Conc	Units		Dev(Min)
1) Bromochloromethane	7.36	128	16975	1.00	ppb		0.02
32) 1,4-difluorobenzene	9.63	114	51626	1.00	ppb		0.01
47) Chlorobenzene-d5	14.58	117	36807	1.00	ppb		0.00
System Monitoring Compounds							
60) Bromofluorobenzene	16.15	95	22205	0.98	ppb		0.00
Spiked Amount 1.000	Range 70 - 130		Recovery = 98.00%				
Target Compounds							Qvalue
14) Acetone	4.24	58	25383	2.13	ppb		93
15) Isopropyl alcohol	4.32	45	7450	0.27	ppb	#	100
20) Carbon disulfide	5.07	76	43808m	0.67	ppb		
48) Toluene	12.62	92	12894	0.36	ppb		98
55) Ethylbenzene	14.89	91	13438	0.17	ppb		98
56) m&p-xylene	15.06	91	29766	0.45	ppb		100
59) o-xylene	15.52	91	14011	0.16	ppb		94

(#) = qualifier out of range (m) = manual integration (+) = signals summed

Quantitation Report (QT Reviewed)

Data File : C:\HPCHEM\1\DATA\AJ041837.D Vial: 55
Acq On : 19 Apr 2012 5:17 am Operator: RJP
Sample : C1204029-001A 20X Inst : MSD #1
Misc : A402_1UG Multiplr: 1.00
MS Integration Params: RTEINT.P
Quant Time: Apr 20 11:56 2012 Quant Results File: A402_1UG.RES

Method : C:\HPCHEM\1\METHODS\A402_1UG.M (RTE Integrator)
Title : TO-15 VOA Standards for 5 point calibration
Last Update : Fri Apr 27 10:17:02 2012
Response via : Initial Calibration

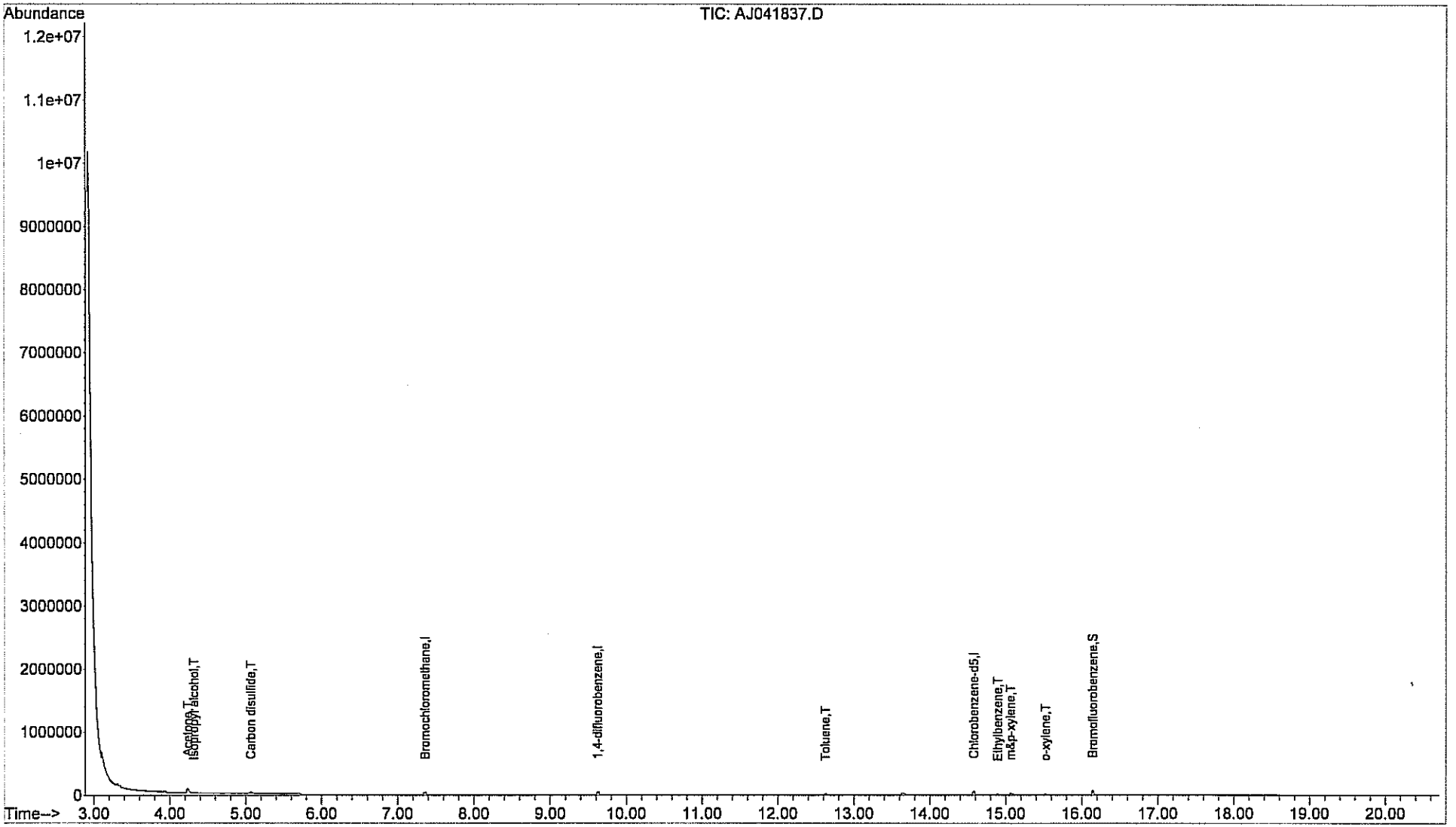

90

Centek Laboratories, LLC

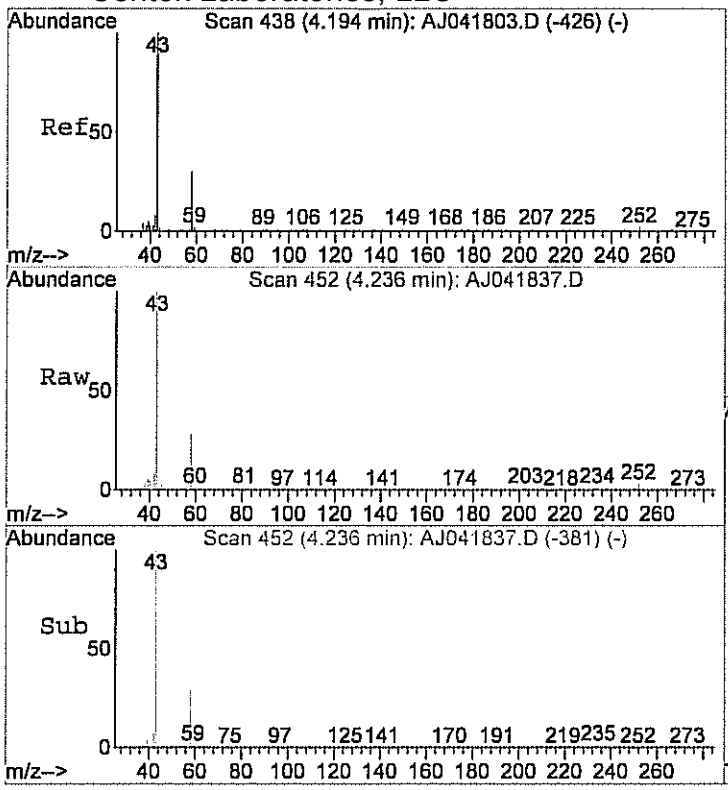

#14
Acetone
Concen: 2.13 ppb
RT: 4.24 min Scan# 452
Delta R.T. 0.06 min
Lab File: AJ041837.D
Acq: 19 Apr 2012 5:17 am

Tgt Ion: 58 Resp: 25383

Ion	Ratio	Lower	Upper
58	100		
43	365.5	350.5	410.5

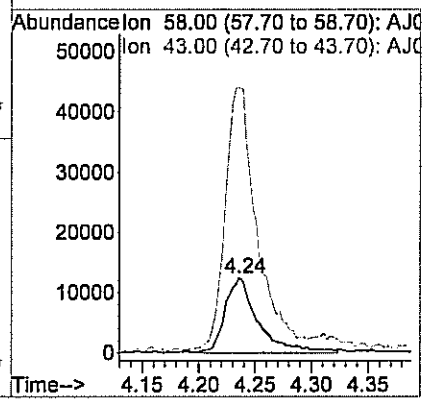

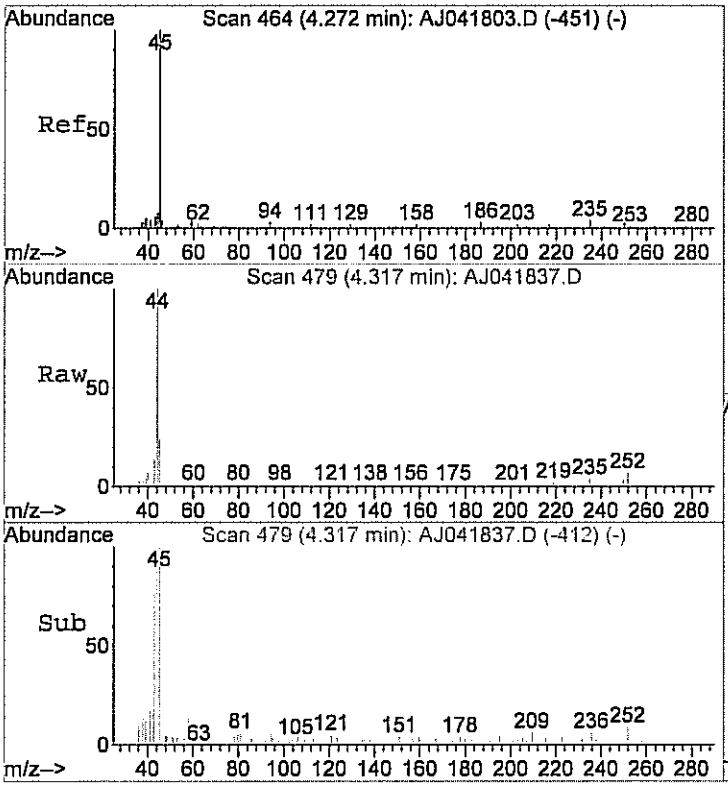

#15
Isopropyl alcohol
Concen: 0.27 ppb
RT: 4.32 min Scan# 479
Delta R.T. 0.05 min
Lab File: AJ041837.D
Acq: 19 Apr 2012 5:17 am

Tgt Ion: 45 Resp: 7450

Ion	Ratio	Lower	Upper
45	100		
43	0.0	0.0	20.0

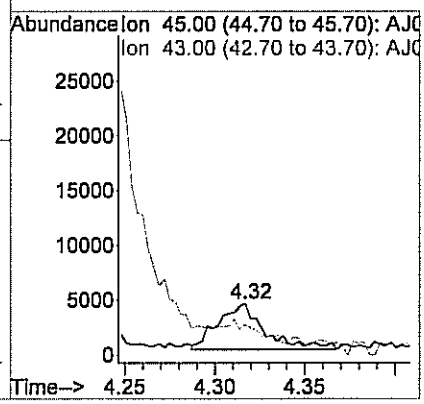

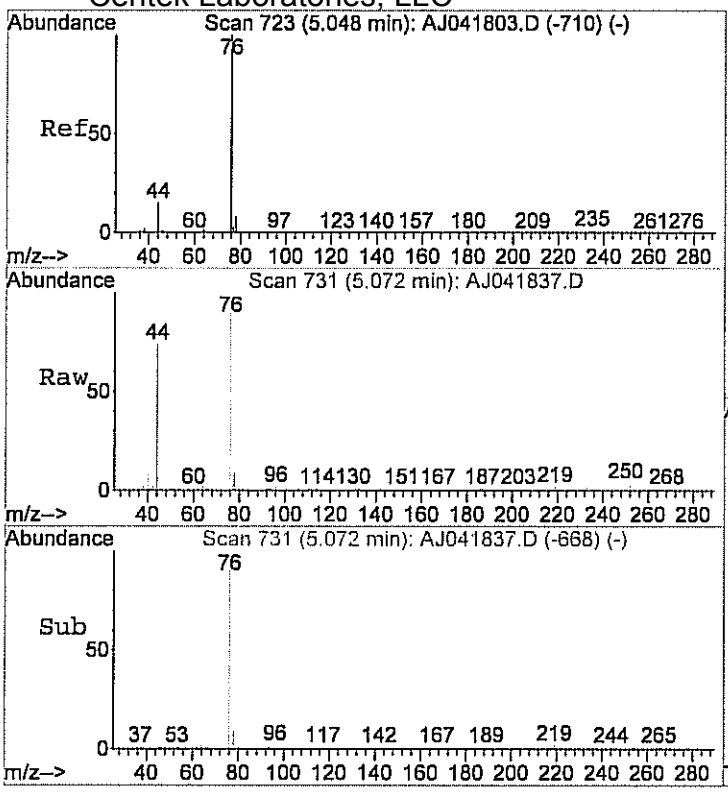

#20
Carbon disulfide
Concen: 0.67 ppb m
RT: 5.07 min Scan# 731
Delta R.T. 0.04 min
Lab File: AJ041837.D
Acq: 19 Apr 2012 5:17 am

Tgt Ion: 76 Resp: 43808

Ion	Ratio	Lower	Upper
76	100		
78	0.0	0.0	29.9

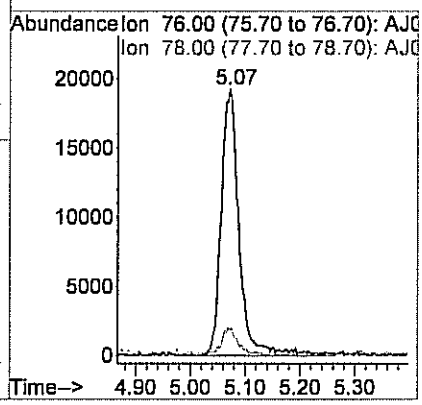

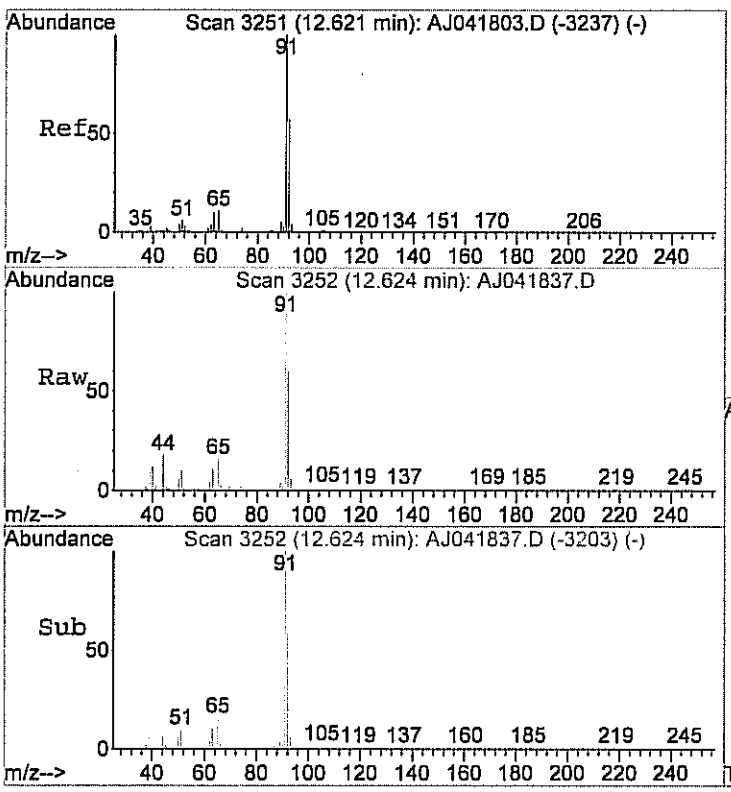

#48
Toluene
Concen: 0.36 ppb
RT: 12.62 min Scan# 3252
Delta R.T. -0.00 min
Lab File: AJ041837.D
Acq: 19 Apr 2012 5:17 am

Tgt Ion: 92 Resp: 12894

Ion	Ratio	Lower	Upper
92	100		
91	179.9	156.8	196.8

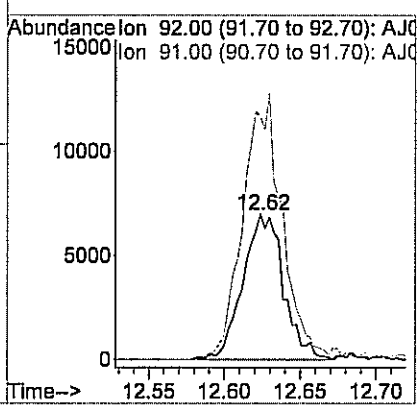

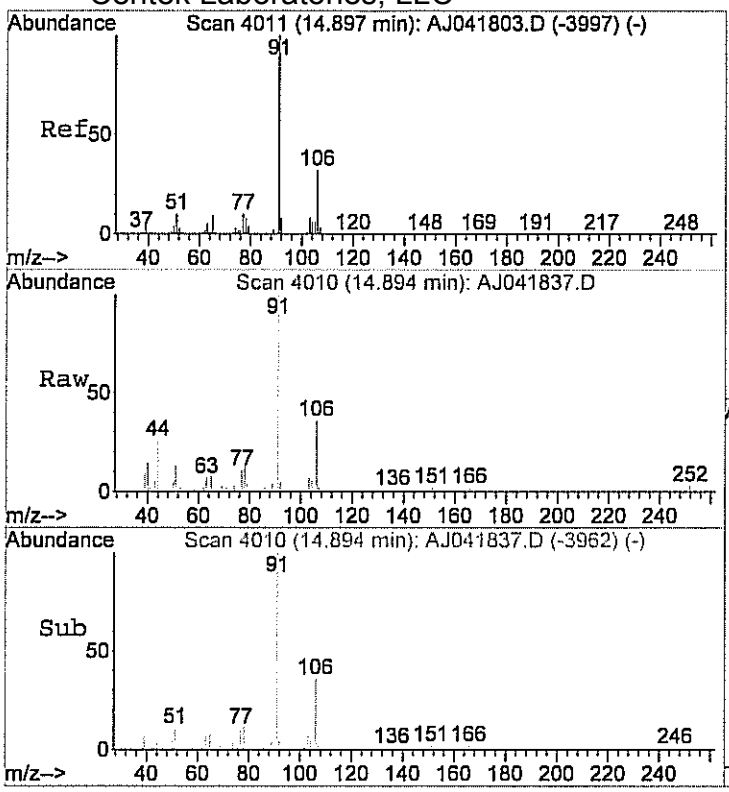

#55
Ethylbenzene
Concen: 0.17 ppb
RT: 14.89 min Scan# 4010
Delta R.T. -0.01 min
Lab File: AJ041837.D
Acq: 19 Apr 2012 5:17 am

Tgt Ion: 91 Resp: 13438

Ion	Ratio	Lower	Upper
91	100		
106	33.3	12.1	52.1

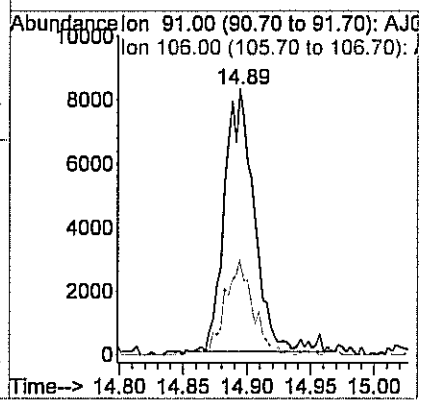

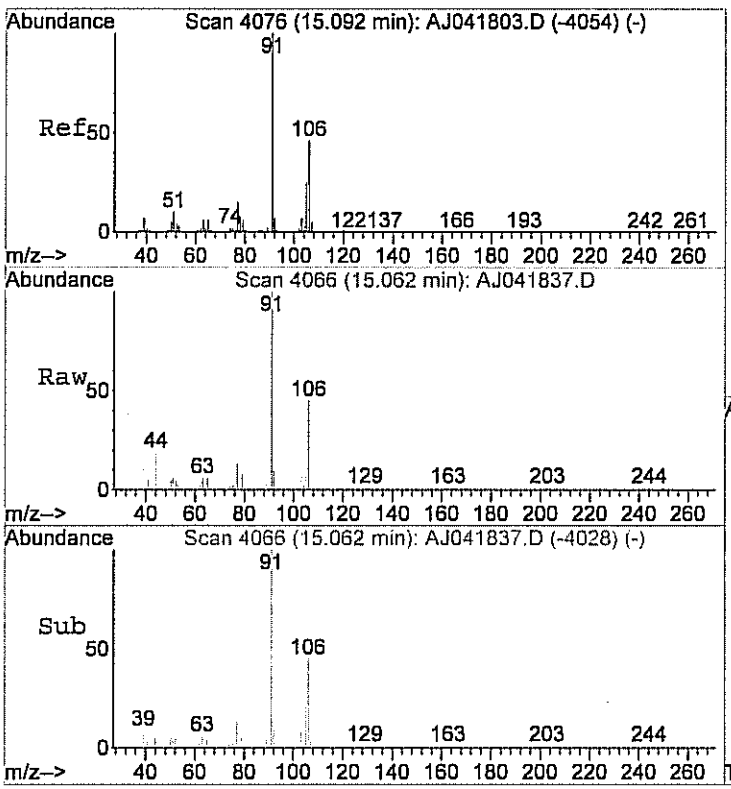

#56
m&p-xylene
Concen: 0.45 ppb
RT: 15.06 min Scan# 4066
Delta R.T. -0.04 min
Lab File: AJ041837.D
Acq: 19 Apr 2012 5:17 am

Tgt Ion: 91 Resp: 29766

Ion	Ratio	Lower	Upper
91	100		
106	48.3	28.3	68.3

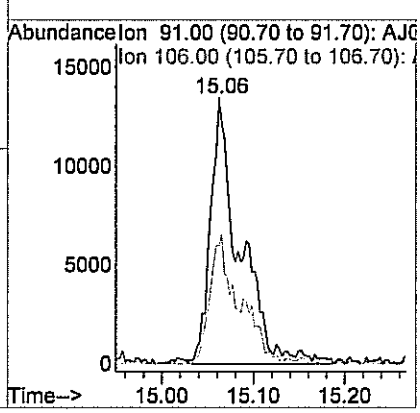

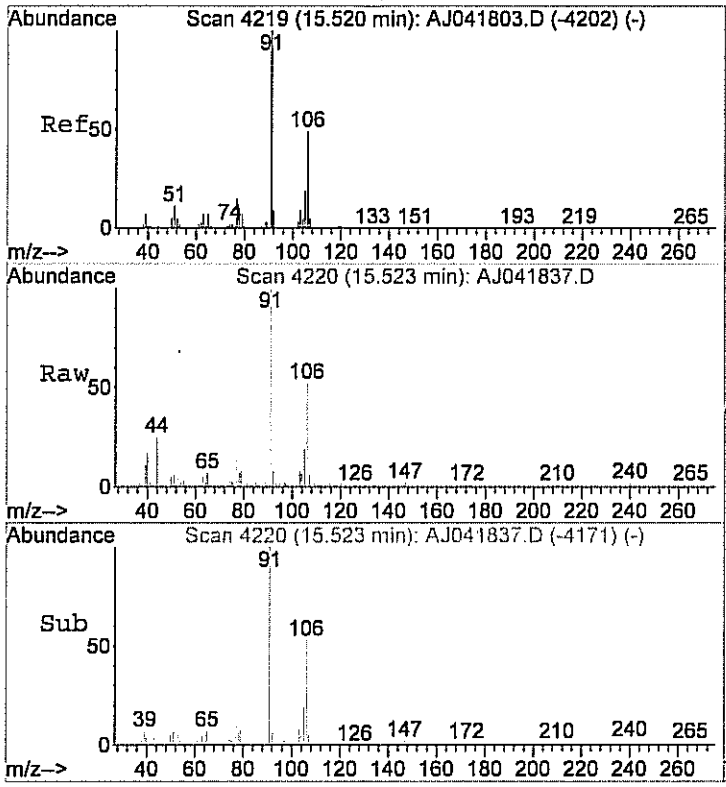

#59
o-xylene
Concen: 0.16 ppb
RT: 15.52 min Scan# 4220
Delta R.T. -0.00 min
Lab File: AJ041837.D
Acq: 19 Apr 2012 5:17 am

Tgt Ion: 91 Resp: 14011

Ion	Ratio	Lower	Upper
91	100		
106	44.0	20.3	60.3

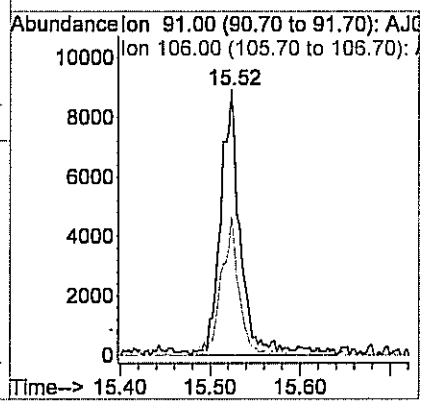

Centek Laboratories, LLC

Date: *27-Apr-12*

CLIENT:	Arcadis	**Client Sample ID:**	WL-VP-2
Lab Order:	C1204029	**Tag Number:**	555,294
Project:	LMC Corp Utica	**Collection Date:**	4/13/2012
Lab ID:	C1204029-002A	**Matrix:**	AIR

Analyses	Result	**Limit	Qual	Units	DF	Date Analyzed
FIELD PARAMETERS		FLD				Analyst:
Lab Vacuum In	-5			"Hg		4/13/2012
Lab Vacuum Out	-30			"Hg		4/13/2012
1UG/M3 BY METHOD TO15		TO-15				Analyst: RJP
1,1,1-Trichloroethane	< 0.15	0.15		ppbV	1	4/19/2012 3:41:00 AM
1,1,2,2-Tetrachloroethane	< 0.15	0.15		ppbV	1	4/19/2012 3:41:00 AM
1,1,2-Trichloroethane	< 0.15	0.15		ppbV	1	4/19/2012 3:41:00 AM
1,1-Dichloroethane	< 0.15	0.15		ppbV	1	4/19/2012 3:41:00 AM
1,1-Dichloroethene	< 0.15	0.15		ppbV	1	4/19/2012 3:41:00 AM
1,2,4-Trichlorobenzene	< 0.15	0.15		ppbV	1	4/19/2012 3:41:00 AM
1,2,4-Trimethylbenzene	0.82	0.15		ppbV	1	4/19/2012 3:41:00 AM
1,2-Dibromoethane	< 0.15	0.15		ppbV	1	4/19/2012 3:41:00 AM
1,2-Dichlorobenzene	< 0.15	0.15		ppbV	1	4/19/2012 3:41:00 AM
1,2-Dichloroethane	< 0.15	0.15		ppbV	1	4/19/2012 3:41:00 AM
1,2-Dichloropropane	< 0.15	0.15		ppbV	1	4/19/2012 3:41:00 AM
1,3,5-Trimethylbenzene	0.26	0.15		ppbV	1	4/19/2012 3:41:00 AM
1,3-butadiene	< 0.15	0.15		ppbV	1	4/19/2012 3:41:00 AM
1,3-Dichlorobenzene	< 0.15	0.15		ppbV	1	4/19/2012 3:41:00 AM
1,4-Dichlorobenzene	< 0.15	0.15		ppbV	1	4/19/2012 3:41:00 AM
1,4-Dioxane	< 0.30	0.30		ppbV	1	4/19/2012 3:41:00 AM
2,2,4-trimethylpentane	0.12	0.15	J	ppbV	1	4/19/2012 3:41:00 AM
4-ethyltoluene	0.28	0.15		ppbV	1	4/19/2012 3:41:00 AM
Acetone	87	6.0		ppbV	20	4/19/2012 5:48:00 AM
Allyl chloride	< 0.15	0.15		ppbV	1	4/19/2012 3:41:00 AM
Benzene	0.54	0.15		ppbV	1	4/19/2012 3:41:00 AM
Benzyl chloride	< 0.15	0.15		ppbV	1	4/19/2012 3:41:00 AM
Bromodichloromethane	< 0.15	0.15		ppbV	1	4/19/2012 3:41:00 AM
Bromoform	< 0.15	0.15		ppbV	1	4/19/2012 3:41:00 AM
Bromomethane	< 0.15	0.15		ppbV	1	4/19/2012 3:41:00 AM
Carbon disulfide	8.6	3.0		ppbV	20	4/19/2012 5:48:00 AM
Carbon tetrachloride	< 0.15	0.15		ppbV	1	4/19/2012 3:41:00 AM
Chlorobenzene	< 0.15	0.15		ppbV	1	4/19/2012 3:41:00 AM
Chloroethane	< 0.15	0.15		ppbV	1	4/19/2012 3:41:00 AM
Chloroform	< 0.15	0.15		ppbV	1	4/19/2012 3:41:00 AM
Chloromethane	< 0.15	0.15		ppbV	1	4/19/2012 3:41:00 AM
cis-1,2-Dichloroethene	< 0.15	0.15		ppbV	1	4/19/2012 3:41:00 AM
cis-1,3-Dichloropropene	< 0.15	0.15		ppbV	1	4/19/2012 3:41:00 AM
Cyclohexane	< 0.15	0.15		ppbV	1	4/19/2012 3:41:00 AM
Dibromochloromethane	< 0.15	0.15		ppbV	1	4/19/2012 3:41:00 AM
Ethyl acetate	< 0.25	0.25		ppbV	1	4/19/2012 3:41:00 AM

Qualifiers:

**	Reporting Limit	.	Results reported are not blank corrected
B	Analyte detected in the associated Method Blank	E	Value above quantitation range
H	Holding times for preparation or analysis exceeded	J	Analyte detected at or below quantitation limits
JN	Non-routine analyte. Quantitation estimated.	ND	Not Detected at the Reporting Limit
S	Spike Recovery outside accepted recovery limits		

Centek Laboratories, LLC

Date: *27-Apr-12*

CLIENT:	Arcadis	**Client Sample ID:**	WL-VP-2
Lab Order:	C1204029	**Tag Number:**	555,294
Project:	LMC Corp Utica	**Collection Date:**	4/13/2012
Lab ID:	C1204029-002A	**Matrix:**	AIR

Analyses	Result	**Limit	Qual	Units	DF	Date Analyzed
1UG/M3 BY METHOD TO15		TO-15				Analyst: RJP
Ethylbenzene	3.2	3.0		ppbV	20	4/19/2012 5:48:00 AM
Freon 11	0.24	0.15		ppbV	1	4/19/2012 3:41:00 AM
Freon 113	0.27	0.15		ppbV	1	4/19/2012 3:41:00 AM
Freon 114	< 0.15	0.15		ppbV	1	4/19/2012 3:41:00 AM
Freon 12	0.78	0.15		ppbV	1	4/19/2012 3:41:00 AM
Heptane	0.59	0.15		ppbV	1	4/19/2012 3:41:00 AM
Hexachloro-1,3-butadiene	< 0.15	0.15		ppbV	1	4/19/2012 3:41:00 AM
Hexane	< 0.15	0.15		ppbV	1	4/19/2012 3:41:00 AM
Isopropyl alcohol	< 0.15	0.15		ppbV	1	4/19/2012 3:41:00 AM
m&p-Xylene	9.0	6.0		ppbV	20	4/19/2012 5:48:00 AM
Methyl Butyl Ketone	< 0.30	0.30		ppbV	1	4/19/2012 3:41:00 AM
Methyl Ethyl Ketone	3.4	0.30		ppbV	1	4/19/2012 3:41:00 AM
Methyl Isobutyl Ketone	< 0.30	0.30		ppbV	1	4/19/2012 3:41:00 AM
Methyl tert-butyl ether	< 0.15	0.15		ppbV	1	4/19/2012 3:41:00 AM
Methylene chloride	0.14	0.15	J	ppbV	1	4/19/2012 3:41:00 AM
o-Xylene	2.8	3.0	J	ppbV	20	4/19/2012 5:48:00 AM
Propylene	< 0.15	0.15		ppbV	1	4/19/2012 3:41:00 AM
Styrene	< 0.15	0.15		ppbV	1	4/19/2012 3:41:00 AM
Tetrachloroethylene	1.3	0.15		ppbV	1	4/19/2012 3:41:00 AM
Tetrahydrofuran	< 0.15	0.15		ppbV	1	4/19/2012 3:41:00 AM
Toluene	7.4	3.0		ppbV	20	4/19/2012 5:48:00 AM
trans-1,2-Dichloroethene	< 0.15	0.15		ppbV	1	4/19/2012 3:41:00 AM
trans-1,3-Dichloropropene	< 0.15	0.15		ppbV	1	4/19/2012 3:41:00 AM
Trichloroethene	0.24	0.15		ppbV	1	4/19/2012 3:41:00 AM
Vinyl acetate	< 0.15	0.15		ppbV	1	4/19/2012 3:41:00 AM
Vinyl Bromide	< 0.15	0.15		ppbV	1	4/19/2012 3:41:00 AM
Vinyl chloride	< 0.15	0.15		ppbV	1	4/19/2012 3:41:00 AM
Surr: Bromofluorobenzene	122	70-130		%REC	1	4/19/2012 3:41:00 AM

Qualifiers:

**	Reporting Limit	.	Results reported are not blank corrected
B	Analyte detected in the associated Method Blank	E	Value above quantitation range
H	Holding times for preparation or analysis exceeded	J	Analyte detected at or below quantitation limits
JN	Non-routine analyte. Quantitation estimated.	ND	Not Detected at the Reporting Limit
S	Spike Recovery outside accepted recovery limits		

Centek Laboratories, LLC

Date: *27-Apr-12*

CLIENT:	Arcadis	**Client Sample ID:**	WL-VP-2
Lab Order:	C1204029	**Tag Number:**	555,294
Project:	LMC Corp Utica	**Collection Date:**	4/13/2012
Lab ID:	C1204029-002A	**Matrix:**	AIR

Analyses	Result	**Limit	Qual	Units	DF	Date Analyzed
1UG/M3 BY METHOD TO15		TO-15				Analyst: RJP
1,1,1-Trichloroethane	< 0.83	0.83		ug/m3	1	4/19/2012 3:41:00 AM
1,1,2,2-Tetrachloroethane	< 1.0	1.0		ug/m3	1	4/19/2012 3:41:00 AM
1,1,2-Trichloroethane	< 0.83	0.83		ug/m3	1	4/19/2012 3:41:00 AM
1,1-Dichloroethane	< 0.62	0.62		ug/m3	1	4/19/2012 3:41:00 AM
1,1-Dichloroethene	< 0.60	0.60		ug/m3	1	4/19/2012 3:41:00 AM
1,2,4-Trichlorobenzene	< 1.1	1.1		ug/m3	1	4/19/2012 3:41:00 AM
1,2,4-Trimethylbenzene	4.1	0.75		ug/m3	1	4/19/2012 3:41:00 AM
1,2-Dibromoethane	< 1.2	1.2		ug/m3	1	4/19/2012 3:41:00 AM
1,2-Dichlorobenzene	< 0.92	0.92		ug/m3	1	4/19/2012 3:41:00 AM
1,2-Dichloroethane	< 0.62	0.62		ug/m3	1	4/19/2012 3:41:00 AM
1,2-Dichloropropane	< 0.70	0.70		ug/m3	1	4/19/2012 3:41:00 AM
1,3,5-Trimethylbenzene	1.3	0.75		ug/m3	1	4/19/2012 3:41:00 AM
1,3-butadiene	< 0.34	0.34		ug/m3	1	4/19/2012 3:41:00 AM
1,3-Dichlorobenzene	< 0.92	0.92		ug/m3	1	4/19/2012 3:41:00 AM
1,4-Dichlorobenzene	< 0.92	0.92		ug/m3	1	4/19/2012 3:41:00 AM
1,4-Dioxane	< 1.1	1.1		ug/m3	1	4/19/2012 3:41:00 AM
2,2,4-trimethylpentane	0.57	0.71	J	ug/m3	1	4/19/2012 3:41:00 AM
4-ethyltoluene	1.4	0.75		ug/m3	1	4/19/2012 3:41:00 AM
Acetone	210	14		ug/m3	20	4/19/2012 5:48:00 AM
Allyl chloride	< 0.48	0.48		ug/m3	1	4/19/2012 3:41:00 AM
Benzene	1.8	0.49		ug/m3	1	4/19/2012 3:41:00 AM
Benzyl chloride	< 0.88	0.88		ug/m3	1	4/19/2012 3:41:00 AM
Bromodichloromethane	< 1.0	1.0		ug/m3	1	4/19/2012 3:41:00 AM
Bromoform	< 1.6	1.6		ug/m3	1	4/19/2012 3:41:00 AM
Bromomethane	< 0.59	0.59		ug/m3	1	4/19/2012 3:41:00 AM
Carbon disulfide	27	9.5		ug/m3	20	4/19/2012 5:48:00 AM
Carbon tetrachloride	< 0.96	0.96		ug/m3	1	4/19/2012 3:41:00 AM
Chlorobenzene	< 0.70	0.70		ug/m3	1	4/19/2012 3:41:00 AM
Chloroethane	< 0.40	0.40		ug/m3	1	4/19/2012 3:41:00 AM
Chloroform	< 0.74	0.74		ug/m3	1	4/19/2012 3:41:00 AM
Chloromethane	< 0.31	0.31		ug/m3	1	4/19/2012 3:41:00 AM
cis-1,2-Dichloroethene	< 0.60	0.60		ug/m3	1	4/19/2012 3:41:00 AM
cis-1,3-Dichloropropene	< 0.69	0.69		ug/m3	1	4/19/2012 3:41:00 AM
Cyclohexane	< 0.52	0.52		ug/m3	1	4/19/2012 3:41:00 AM
Dibromochloromethane	< 1.3	1.3		ug/m3	1	4/19/2012 3:41:00 AM
Ethyl acetate	< 0.92	0.92		ug/m3	1	4/19/2012 3:41:00 AM
Ethylbenzene	14	13		ug/m3	20	4/19/2012 5:48:00 AM
Freon 11	1.4	0.86		ug/m3	1	4/19/2012 3:41:00 AM
Freon 113	2.1	1.2		ug/m3	1	4/19/2012 3:41:00 AM
Freon 114	< 1.1	1.1		ug/m3	1	4/19/2012 3:41:00 AM

Qualifiers:

**	Reporting Limit	.	Results reported are not blank corrected
B	Analyte detected in the associated Method Blank	E	Value above quantitation range
H	Holding times for preparation or analysis exceeded	J	Analyte detected at or below quantitation limits
JN	Non-routine analyte. Quantitation estimated.	ND	Not Detected at the Reporting Limit
S	Spike Recovery outside accepted recovery limits		

Centek Laboratories, LLC

Date: *27-Apr-12*

CLIENT:	Arcadis	**Client Sample ID:**	WL-VP-2
Lab Order:	C1204029	**Tag Number:**	555,294
Project:	LMC Corp Utica	**Collection Date:**	4/13/2012
Lab ID:	C1204029-002A	**Matrix:**	AIR

Analyses	Result	**Limit	Qual	Units	DF	Date Analyzed
1UG/M3 BY METHOD TO15		**TO-15**				Analyst: **RJP**
Freon 12	3.9	0.75		ug/m3	1	4/19/2012 3:41:00 AM
Heptane	2.5	0.62		ug/m3	1	4/19/2012 3:41:00 AM
Hexachloro-1,3-butadiene	< 1.6	1.6		ug/m3	1	4/19/2012 3:41:00 AM
Hexane	< 0.54	0.54		ug/m3	1	4/19/2012 3:41:00 AM
Isopropyl alcohol	< 0.37	0.37		ug/m3	1	4/19/2012 3:41:00 AM
m&p-Xylene	40	26		ug/m3	20	4/19/2012 5:48:00 AM
Methyl Butyl Ketone	< 1.2	1.2		ug/m3	1	4/19/2012 3:41:00 AM
Methyl Ethyl Ketone	10	0.90		ug/m3	1	4/19/2012 3:41:00 AM
Methyl Isobutyl Ketone	< 1.2	1.2		ug/m3	1	4/19/2012 3:41:00 AM
Methyl tert-butyl ether	< 0.55	0.55		ug/m3	1	4/19/2012 3:41:00 AM
Methylene chloride	0.49	0.53	J	ug/m3	1	4/19/2012 3:41:00 AM
o-Xylene	12	13	J	ug/m3	20	4/19/2012 5:48:00 AM
Propylene	< 0.26	0.26		ug/m3	1	4/19/2012 3:41:00 AM
Styrene	< 0.65	0.65		ug/m3	1	4/19/2012 3:41:00 AM
Tetrachloroethylene	9.2	1.0		ug/m3	1	4/19/2012 3:41:00 AM
Tetrahydrofuran	< 0.45	0.45		ug/m3	1	4/19/2012 3:41:00 AM
Toluene	28	11		ug/m3	20	4/19/2012 5:48:00 AM
trans-1,2-Dichloroethene	< 0.60	0.60		ug/m3	1	4/19/2012 3:41:00 AM
trans-1,3-Dichloropropene	< 0.69	0.69		ug/m3	1	4/19/2012 3:41:00 AM
Trichloroethene	1.3	0.82		ug/m3	1	4/19/2012 3:41:00 AM
Vinyl acetate	< 0.54	0.54		ug/m3	1	4/19/2012 3:41:00 AM
Vinyl Bromide	< 0.67	0.67		ug/m3	1	4/19/2012 3:41:00 AM
Vinyl chloride	< 0.39	0.39		ug/m3	1	4/19/2012 3:41:00 AM

Qualifiers:

**	Reporting Limit	.	Results reported are not blank corrected
B	Analyte detected in the associated Method Blank	E	Value above quantitation range
H	Holding times for preparation or analysis exceeded	J	Analyte detected at or below quantitation limits
JN	Non-routine analyte. Quantitation estimated.	ND	Not Detected at the Reporting Limit
S	Spike Recovery outside accepted recovery limits		

Quantitation Report (QT Reviewed)

Data File : C:\HPCHEM\1\DATA\AJ041834.D Vial: 52
Acq On : 19 Apr 2012 3:41 am Operator: RJP
Sample : C1204029-002A Inst : MSD #1
Misc : A402_1UG Multiplr: 1.00
MS Integration Params: RTEINT.P
Quant Time: Apr 19 04:02:25 2012 Quant Results File: A402_1UG.RES

Quant Method : C:\HPCHEM\1\METHODS\A402_1UG.M (RTE Integrator)
Title : TO-15 VOA Standards for 5 point calibration
Last Update : Tue Apr 10 11:43:04 2012
Response via : Initial Calibration
DataAcq Meth : A402_1UG

Internal Standards	R.T.	QIon	Response	Conc	Units		Dev(Min)
1) Bromochloromethane	7.36	128	17059	1.00	ppb		0.02
32) 1,4-difluorobenzene	9.63	114	53404	1.00	ppb		0.00
47) Chlorobenzene-d5	14.58	117	55072	1.00	ppb		0.00
System Monitoring Compounds							
60) Bromofluorobenzene	16.14	95	41374	1.22	ppb		0.00
Spiked Amount 1.000	Range 70 - 130		Recovery = 122.00%				
Target Compounds							Qvalue
3) Freon 12	3.03	85	76923	0.78	ppb		99
13) Freon 11	4.06	101	22848	0.24	ppb		98
14) Acetone	4.19	58	1088966	90.99	ppb	#	84
17) Freon 113	4.77	101	17261	0.27	ppb		97
18) Methylene chloride	4.97	84	3587	0.14	ppb		90
20) Carbon disulfide	5.06	76	316827	4.81	ppb		99
25) Methyl Ethyl Ketone	6.59	72	33795	3.42	ppb	#	1
36) Benzene	8.86	78	31697	0.54	ppb		95
39) 2,2,4-trimethylpentane	9.81	57	7759	0.12	ppb	#	16
40) Heptane	10.23	43	13217	0.59	ppb	#	41
41) Trichloroethene	10.31	130	8755	0.24	ppb		95
48) Toluene	12.62	92	315774	5.91	ppb		99
53) Tetrachloroethylene	13.67	164	80770	1.33	ppb		100
55) Ethylbenzene	14.89	91	374880	3.22	ppb		99
56) m&p-xylene	15.06	91	881326	8.84	ppb		100
59) o-xylene	15.52	91	337738	2.56	ppb		90
63) 4-ethyltoluene	16.71	105	32527m	0.28	ppb		
64) 1,3,5-trimethylbenzene	16.78	105	32480m	0.26	ppb		
65) 1,2,4-trimethylbenzene	17.18	105	81791	0.82	ppb		98

(#) = qualifier out of range (m) = manual integration (+) = signals summed

Quantitation Report (QT Reviewed)

Data File : C:\HPCHEM\1\DATA\AJ041834.D Vial: 52
Acq On : 19 Apr 2012 3:41 am Operator: RJP
Sample : C1204029-002A Inst : MSD #1
Misc : A402_1UG Multiplr: 1.00
MS Integration Params: RTEINT.P
Quant Time: Apr 19 15:59 2012 Quant Results File: A402_1UG.RES

Method : C:\HPCHEM\1\METHODS\A402_1UG.M (RTE Integrator)
Title : TO-15 VOA Standards for 5 point calibration
Last Update : Fri Apr 27 10:17:02 2012
Response via : Initial Calibration

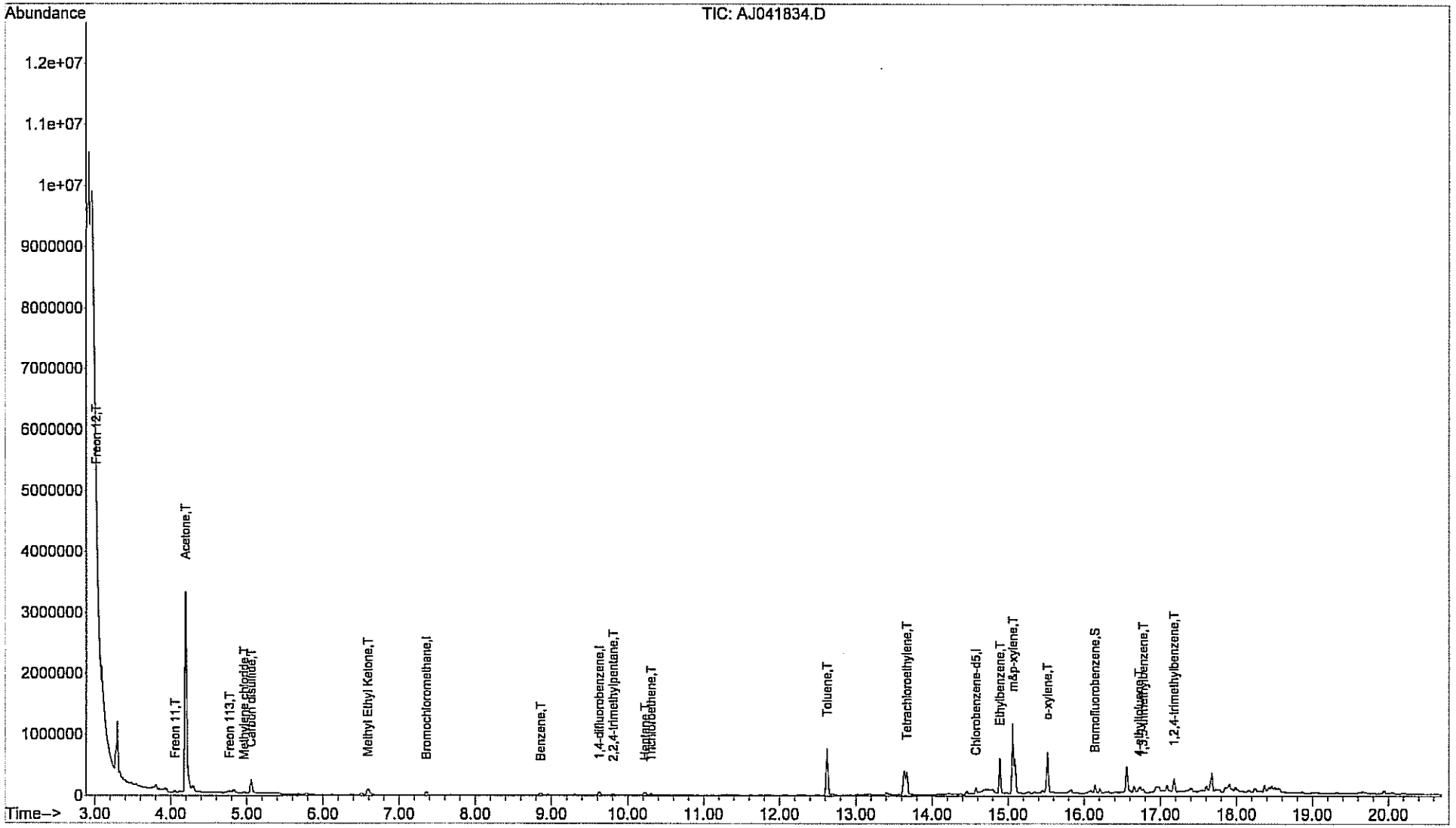

100

Centek Laboratories, LLC

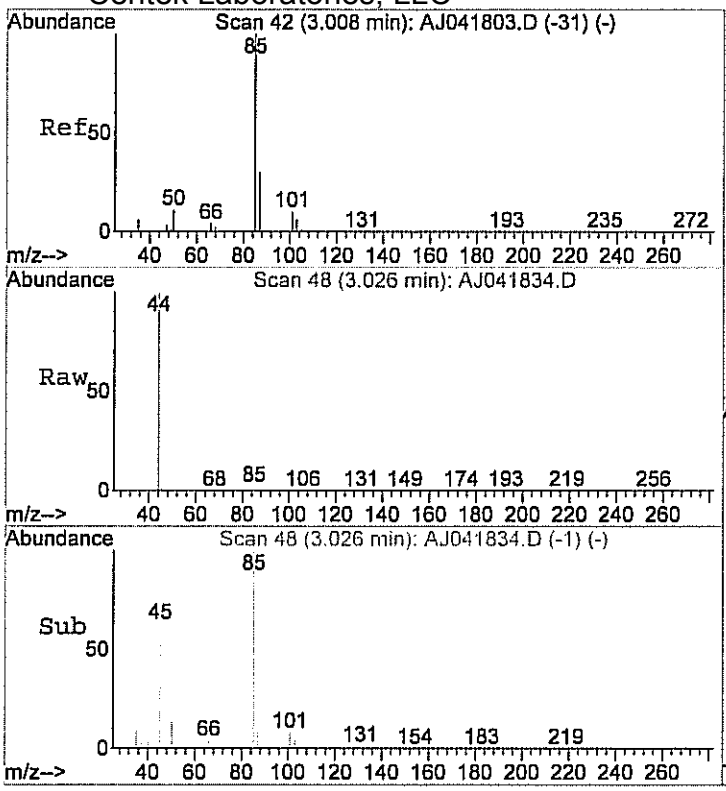

#3
Freon 12
Concen: 0.78 ppb
RT: 3.03 min Scan# 48
Delta R.T. 0.05 min
Lab File: AJ041834.D
Acq: 19 Apr 2012 3:41 am

Tgt Ion: 85 Resp: 76923

Ion	Ratio	Lower	Upper
85	100		
87	32.7	12.2	52.2

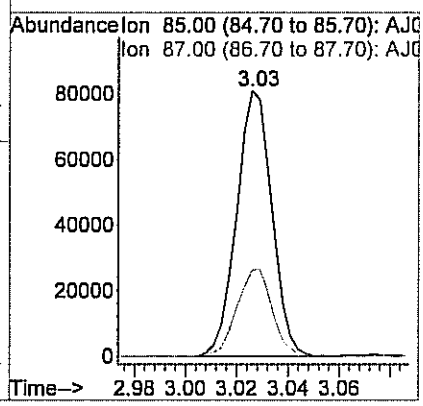

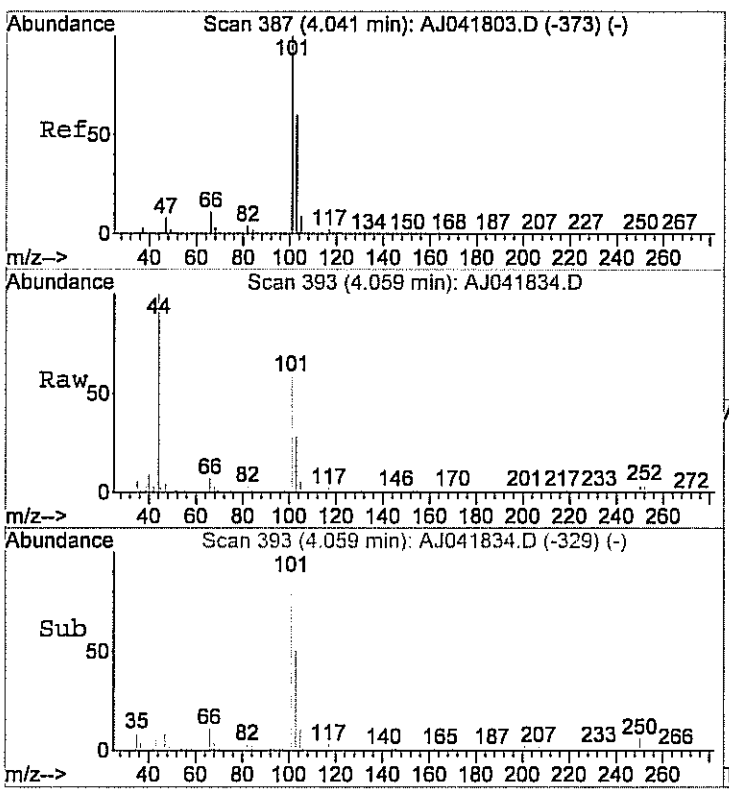

#13
Freon 11
Concen: 0.24 ppb
RT: 4.06 min Scan# 393
Delta R.T. 0.04 min
Lab File: AJ041834.D
Acq: 19 Apr 2012 3:41 am

Tgt Ion:101 Resp: 22848

Ion	Ratio	Lower	Upper
101	100		
103	63.3	45.3	85.3
105	11.0	0.0	30.6

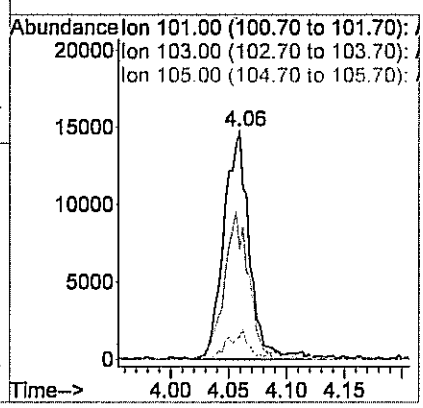

101

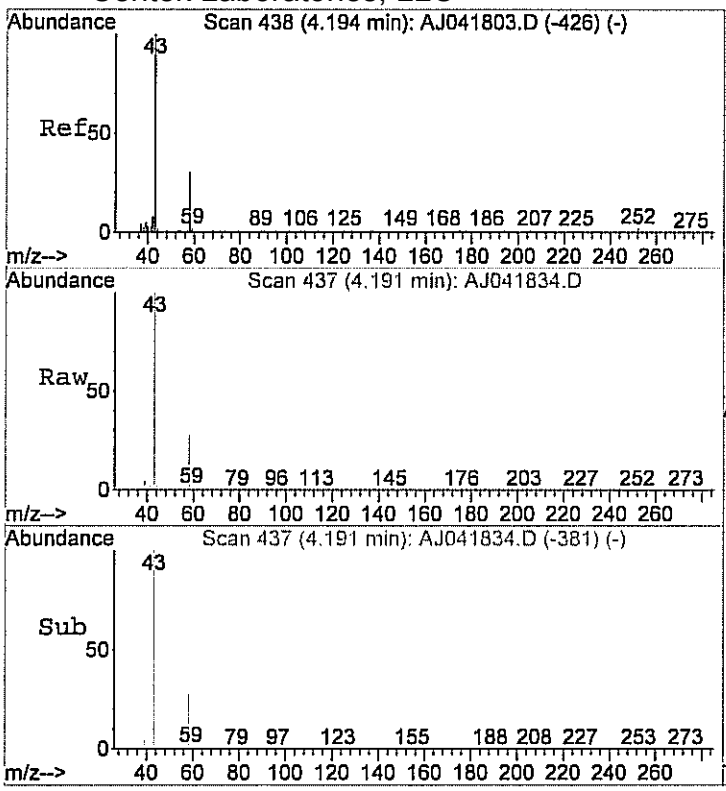

#14
Acetone
Concen: 90.99 ppb
RT: 4.19 min Scan# 437
Delta R.T. 0.02 min
Lab File: AJ041834.D
Acq: 19 Apr 2012 3:41 am

Tgt Ion: 58 Resp: 1088966

Ion	Ratio	Lower	Upper
58	100		
43	343.7	350.5	410.5#

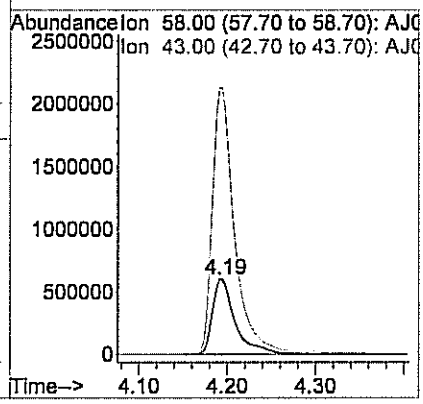

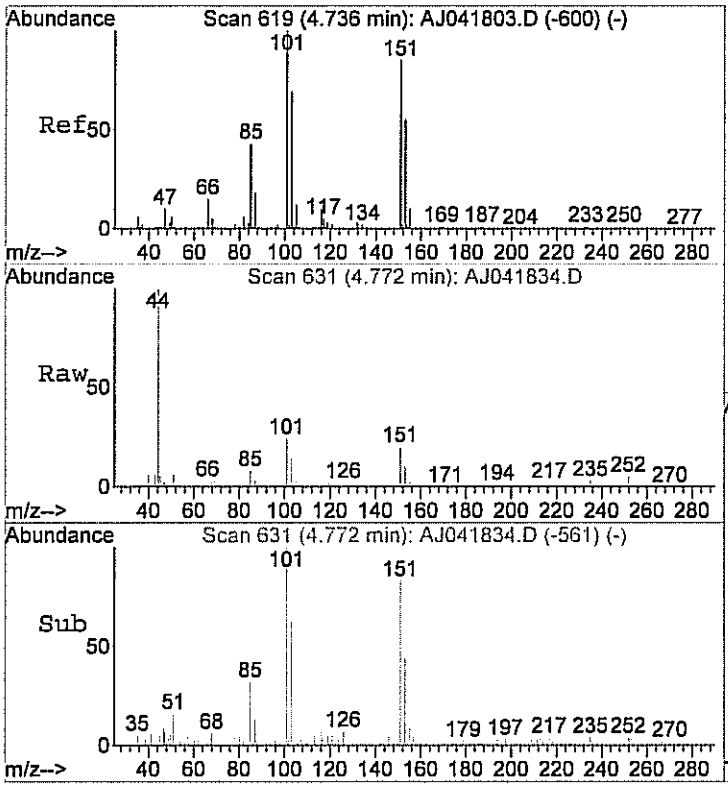

#17
Freon 113
Concen: 0.27 ppb
RT: 4.77 min Scan# 631
Delta R.T. 0.06 min
Lab File: AJ041834.D
Acq: 19 Apr 2012 3:41 am

Tgt Ion:101 Resp: 17261

Ion	Ratio	Lower	Upper
101	100		
103	60.2	44.1	84.1
151	82.8	63.6	103.6

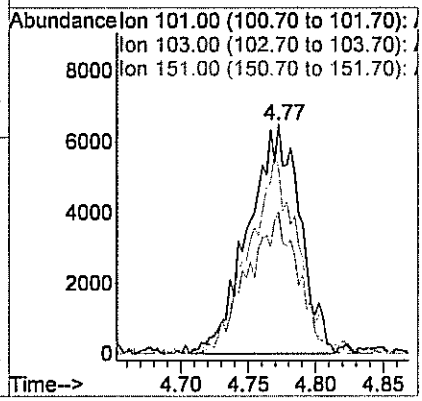

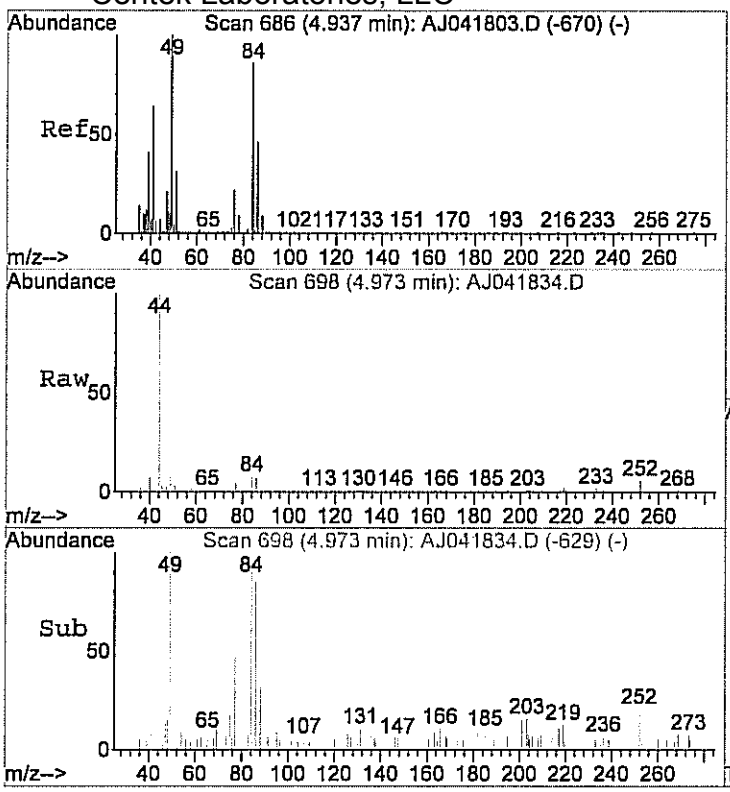

#18
Methylene chloride
Concen: 0.14 ppb
RT: 4.97 min Scan# 698
Delta R.T. 0.06 min
Lab File: AJ041834.D
Acq: 19 Apr 2012 3:41 am

Tgt Ion: 84 Resp: 3587

Ion	Ratio	Lower	Upper
84	100		
49	110.4	105.6	145.6
86	65.8	43.2	83.2

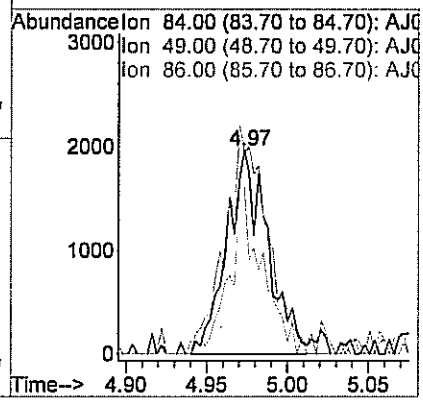

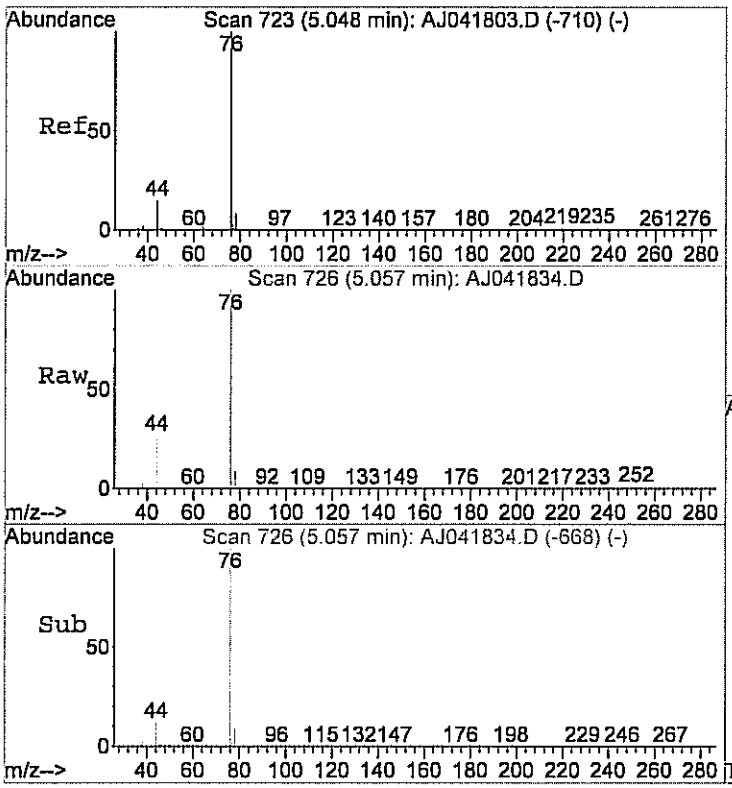

#20
Carbon disulfide
Concen: 4.81 ppb
RT: 5.06 min Scan# 726
Delta R.T. 0.02 min
Lab File: AJ041834.D
Acq: 19 Apr 2012 3:41 am

Tgt Ion: 76 Resp: 316827

Ion	Ratio	Lower	Upper
76	100		
78	9.4	0.0	29.9

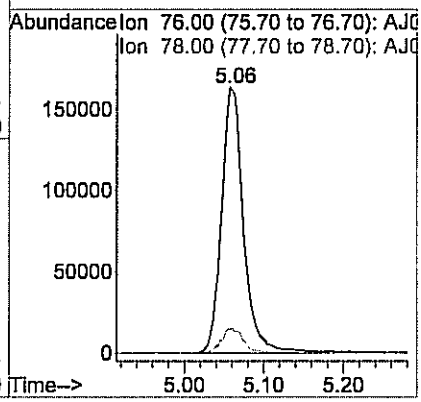

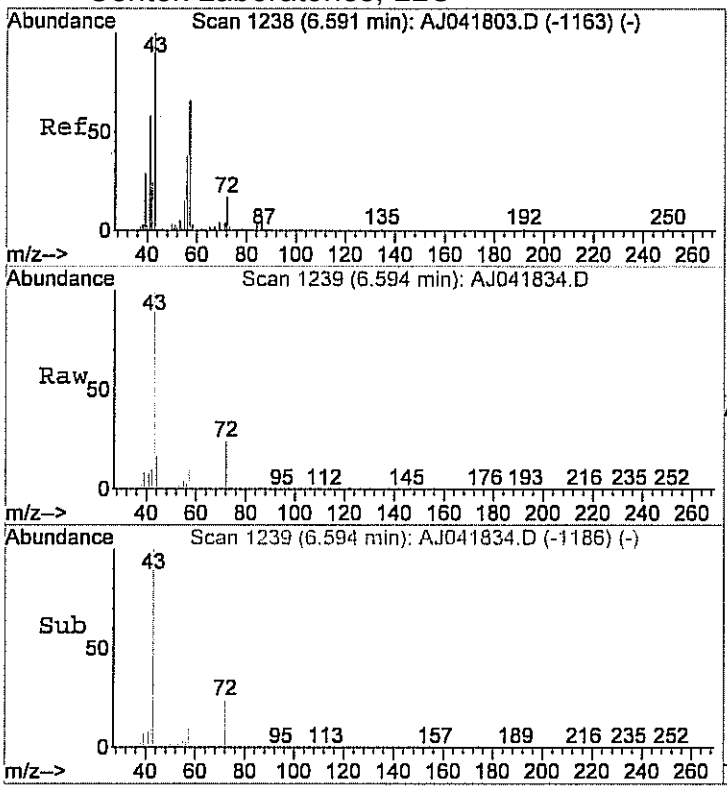

#25
Methyl Ethyl Ketone
Concen: 3.42 ppb
RT: 6.59 min Scan# 1239
Delta R.T. 0.01 min
Lab File: AJ041834.D
Acq: 19 Apr 2012 3:41 am

Tgt Ion: 72 Resp: 33795

Ion	Ratio	Lower	Upper
72	100		
43	0.0	557.0	597.0#
72	100.0	80.0	120.0

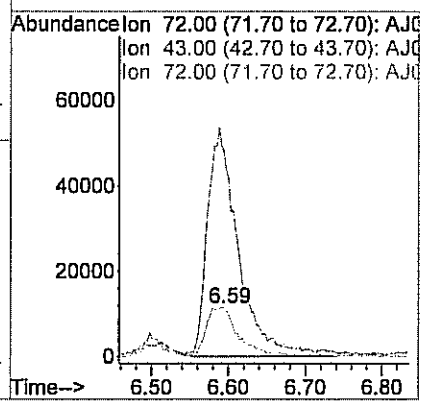

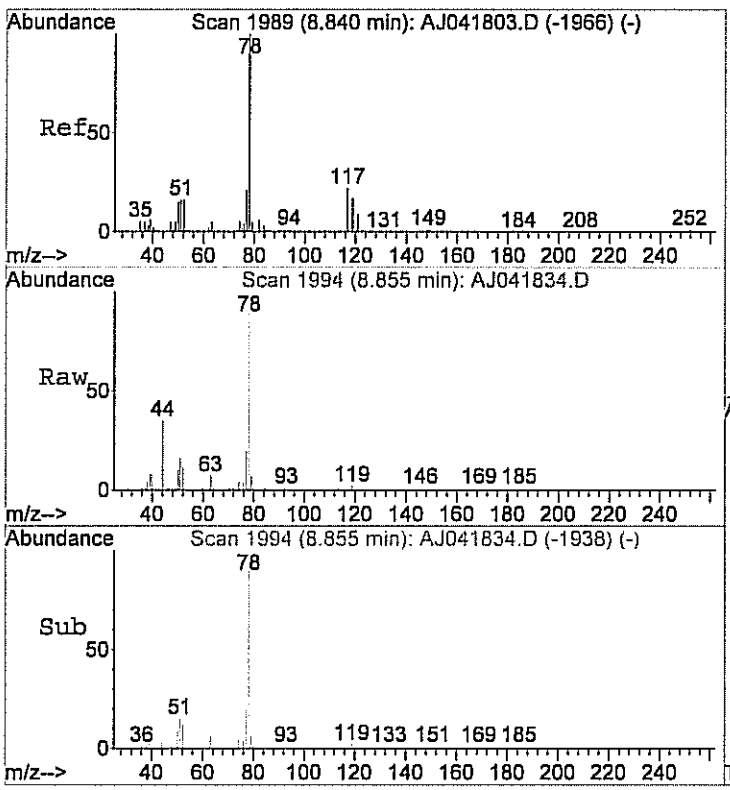

#36
Benzene
Concen: 0.54 ppb
RT: 8.86 min Scan# 1994
Delta R.T. 0.02 min
Lab File: AJ041834.D
Acq: 19 Apr 2012 3:41 am

Tgt Ion: 78 Resp: 31697

Ion	Ratio	Lower	Upper
78	100		
77	23.9	2.1	42.1
51	19.2	1.7	41.7

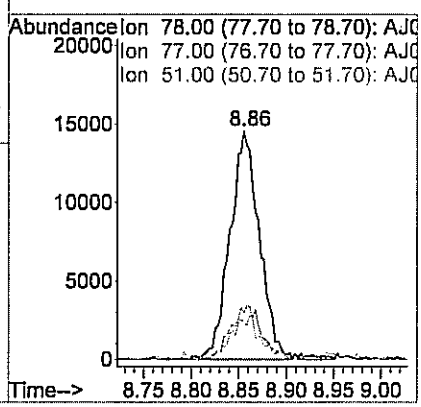

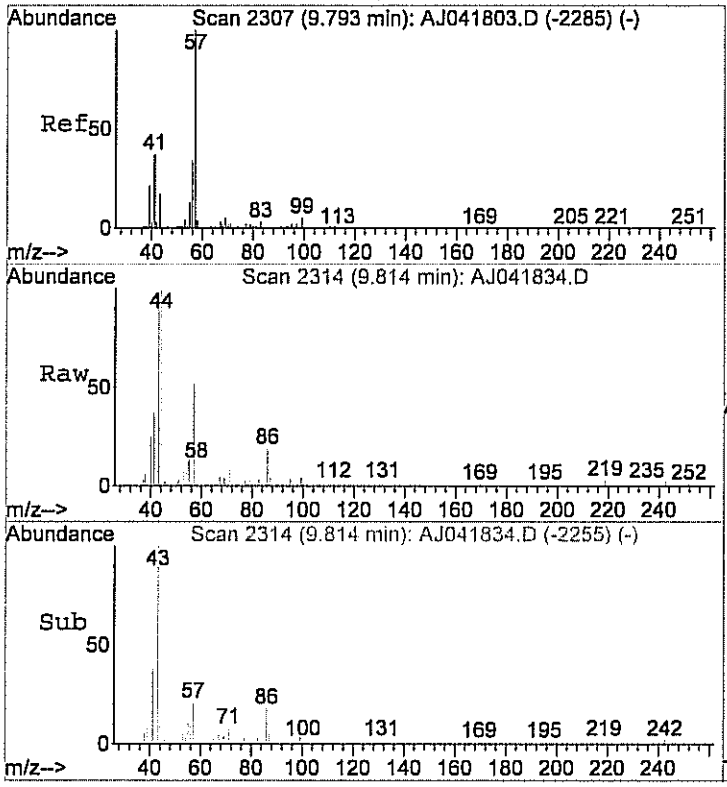

#39
2,2,4-trimethylpentane
Concen: 0.12 ppb
RT: 9.81 min Scan# 2314
Delta R.T. 0.03 min
Lab File: AJ041834.D
Acq: 19 Apr 2012 3:41 am

Tgt Ion: 57 Resp: 7759

Ion	Ratio	Lower	Upper
57	100		
41	105.2	22.6	62.6#
56	72.5	14.1	54.1#

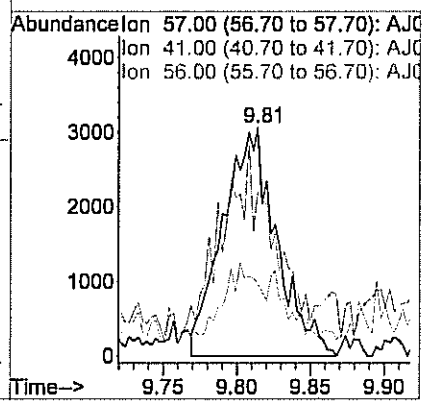

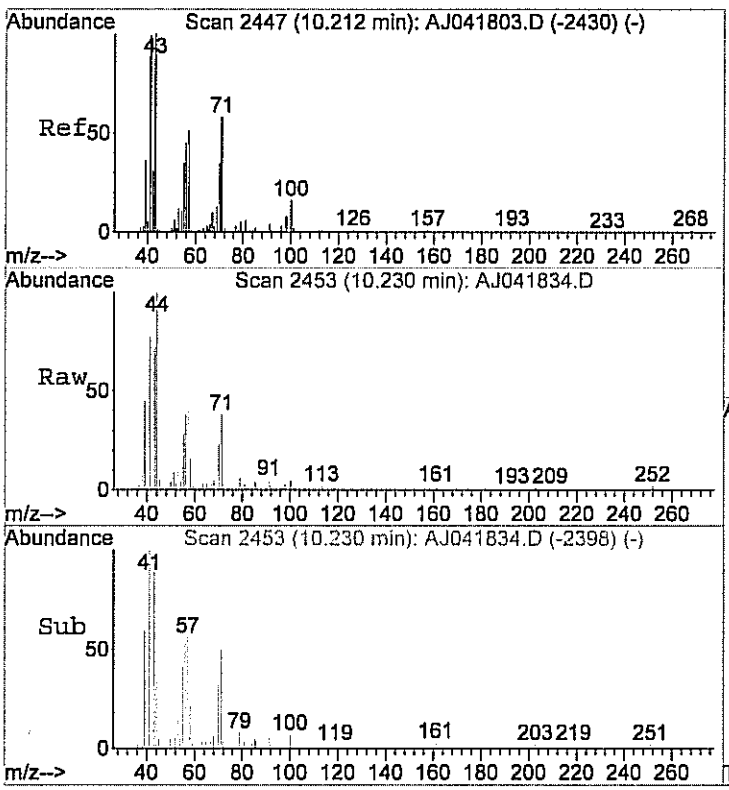

#40
Heptane
Concen: 0.59 ppb
RT: 10.23 min Scan# 2453
Delta R.T. 0.01 min
Lab File: AJ041834.D
Acq: 19 Apr 2012 3:41 am

Tgt Ion: 43 Resp: 13217

Ion	Ratio	Lower	Upper
43	100		
57	132.1	33.3	73.3#
71	50.0	40.2	80.2

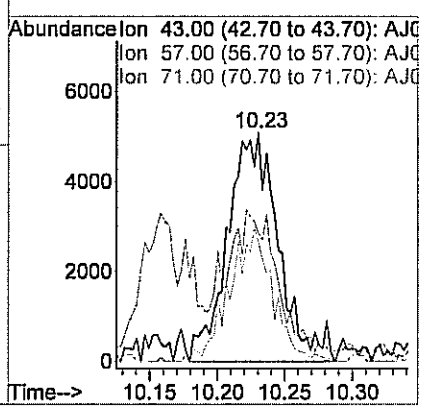

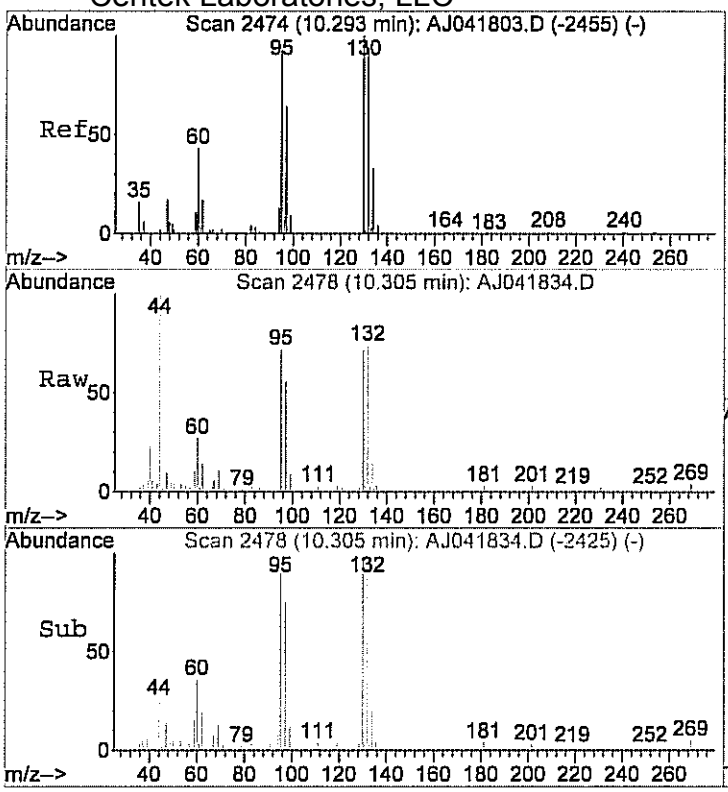

#41
Trichloroethene
Concen: 0.24 ppb
RT: 10.31 min Scan# 2478
Delta R.T. 0.01 min
Lab File: AJ041834.D
Acq: 19 Apr 2012 3:41 am

Tgt Ion:130 Resp: 8755

Ion	Ratio	Lower	Upper
130	100		
132	105.3	80.6	120.6
95	100.1	75.3	115.3

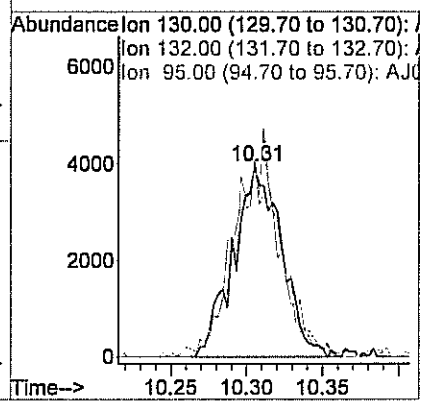

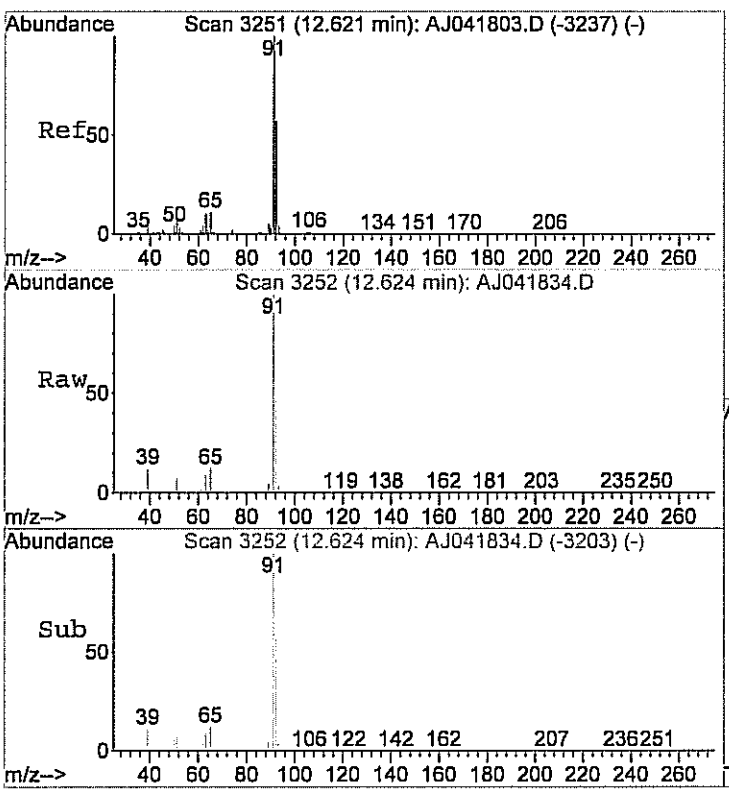

#48
Toluene
Concen: 5.91 ppb
RT: 12.62 min Scan# 3252
Delta R.T. -0.00 min
Lab File: AJ041834.D
Acq: 19 Apr 2012 3:41 am

Tgt Ion: 92 Resp: 315774

Ion	Ratio	Lower	Upper
92	100		
91	174.8	156.8	196.8

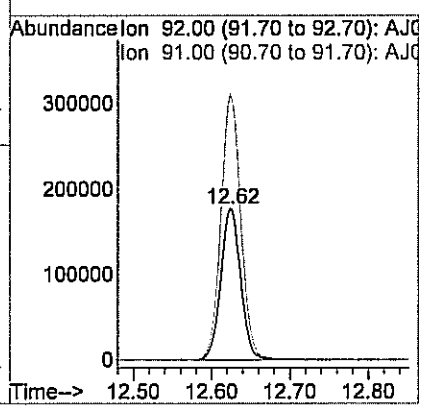

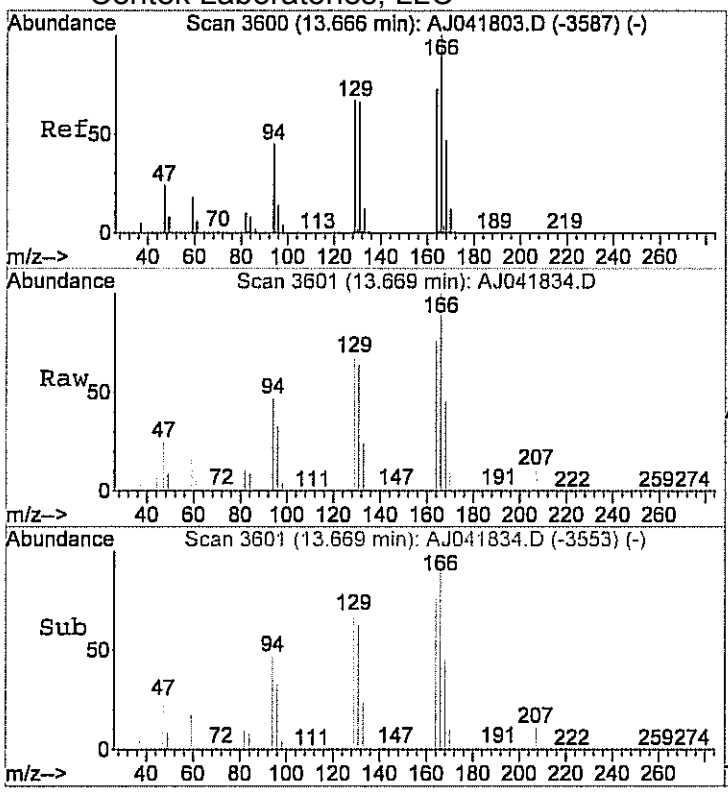

#53
Tetrachloroethylene
Concen: 1.33 ppb
RT: 13.67 min Scan# 3601
Delta R.T. -0.01 min
Lab File: AJ041834.D
Acq: 19 Apr 2012 3:41 am

Tgt Ion:164 Resp: 80770

Ion	Ratio	Lower	Upper
164	100		
166	125.9	106.3	146.3

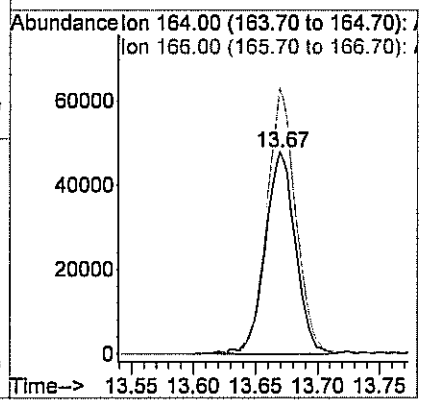

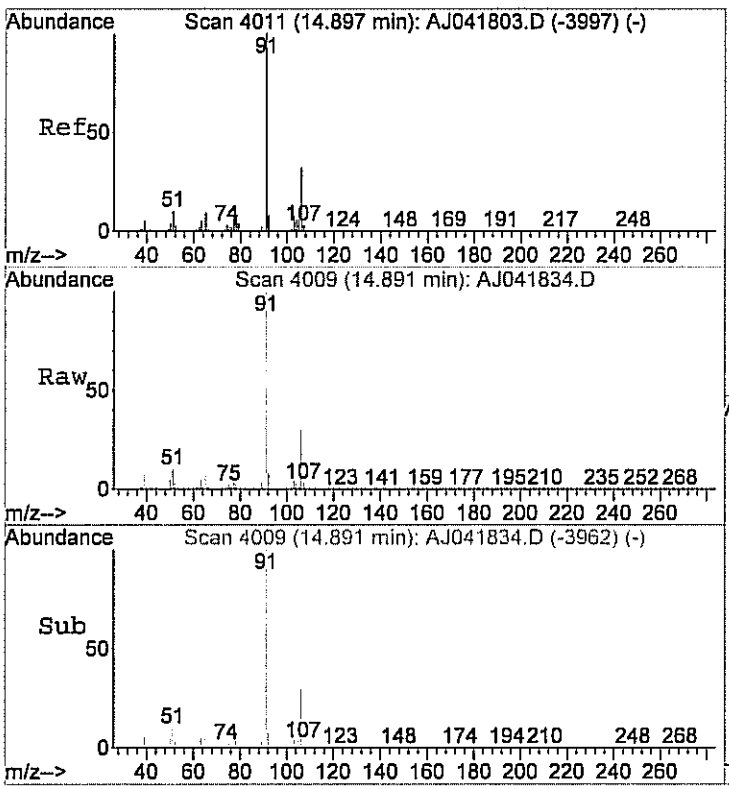

#55
Ethylbenzene
Concen: 3.22 ppb
RT: 14.89 min Scan# 4009
Delta R.T. -0.01 min
Lab File: AJ041834.D
Acq: 19 Apr 2012 3:41 am

Tgt Ion: 91 Resp: 374880

Ion	Ratio	Lower	Upper
91	100		
106	31.3	12.1	52.1

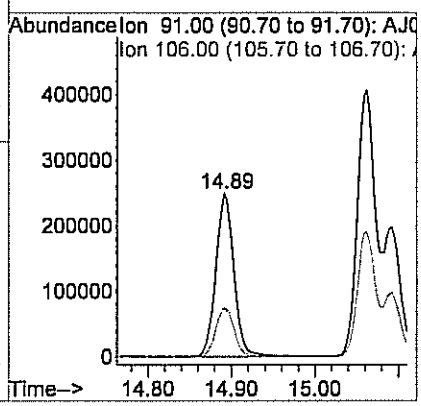

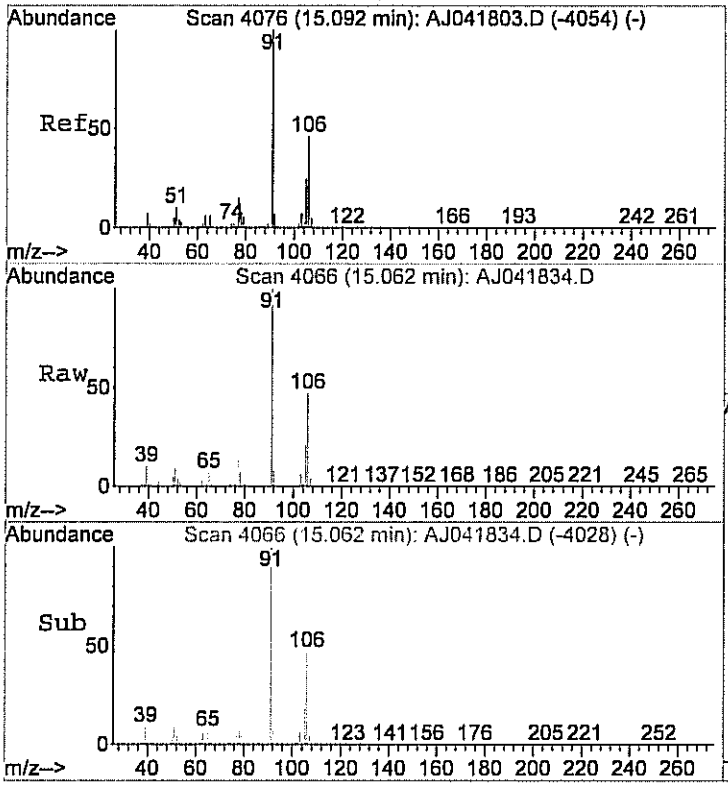

#56
m&p-xylene
Concen: 8.84 ppb
RT: 15.06 min Scan# 4066
Delta R.T. -0.04 min
Lab File: AJ041834.D
Acq: 19 Apr 2012 3:41 am

Tgt Ion: 91 Resp: 881326

Ion	Ratio	Lower	Upper
91	100		
106	48.2	28.3	68.3

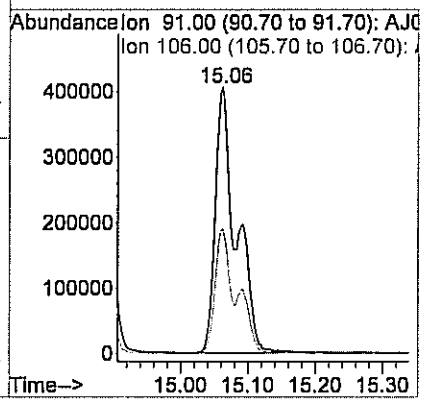

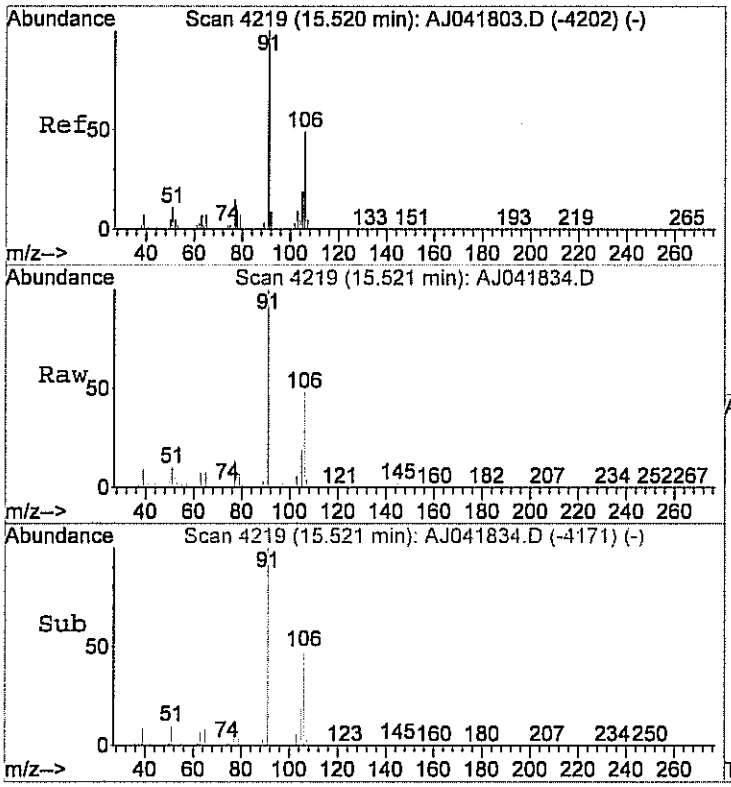

#59
o-xylene
Concen: 2.56 ppb
RT: 15.52 min Scan# 4219
Delta R.T. -0.01 min
Lab File: AJ041834.D
Acq: 19 Apr 2012 3:41 am

Tgt Ion: 91 Resp: 337738

Ion	Ratio	Lower	Upper
91	100		
106	46.3	20.3	60.3

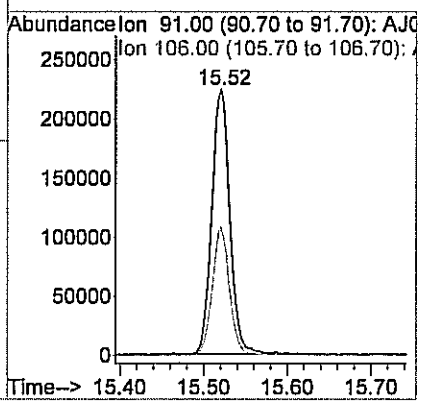

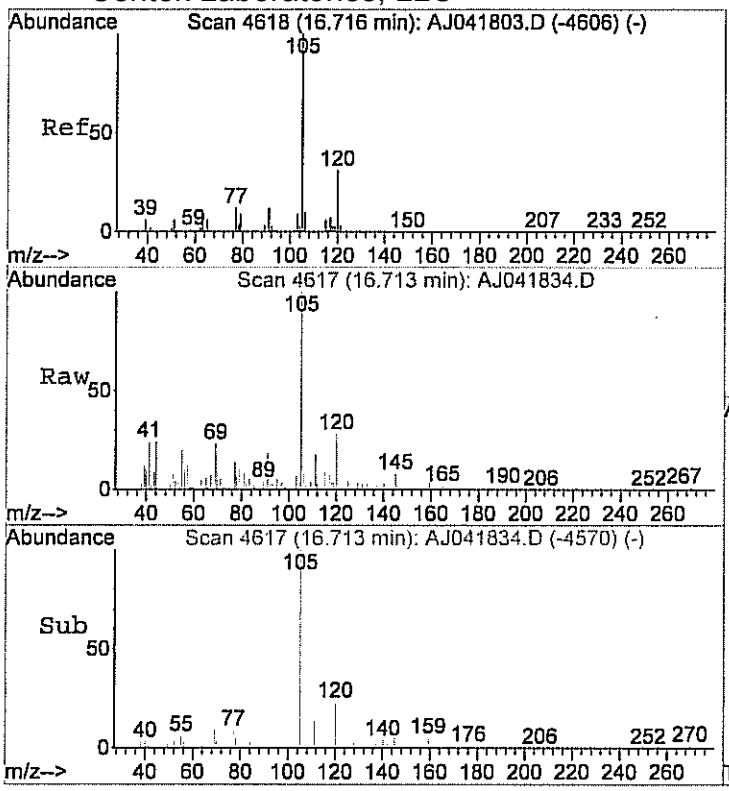

#63
4-ethyltoluene
Concen: 0.28 ppb m
RT: 16.71 min Scan# 4617
Delta R.T. -0.01 min
Lab File: AJ041834.D
Acq: 19 Apr 2012 3:41 am

Tgt Ion:105 Resp: 32527

Ion	Ratio	Lower	Upper
105	100		
120	25.2	10.7	50.7

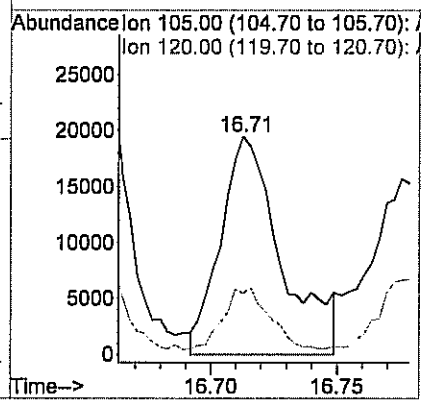

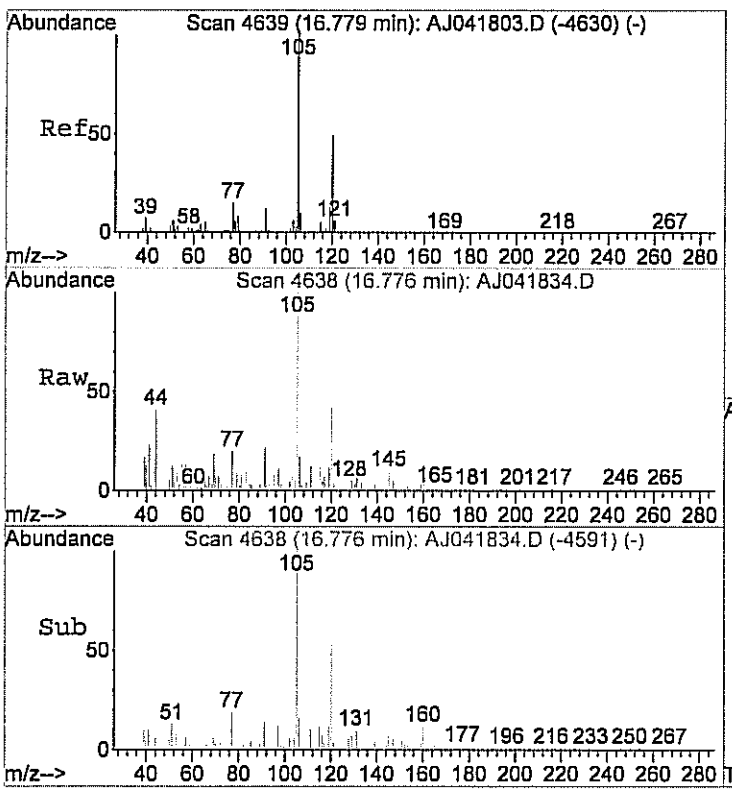

#64
1,3,5-trimethylbenzene
Concen: 0.26 ppb m
RT: 16.78 min Scan# 4638
Delta R.T. -0.01 min
Lab File: AJ041834.D
Acq: 19 Apr 2012 3:41 am

Tgt Ion:105 Resp: 32480

Ion	Ratio	Lower	Upper
105	100		
120	41.4	26.5	66.5

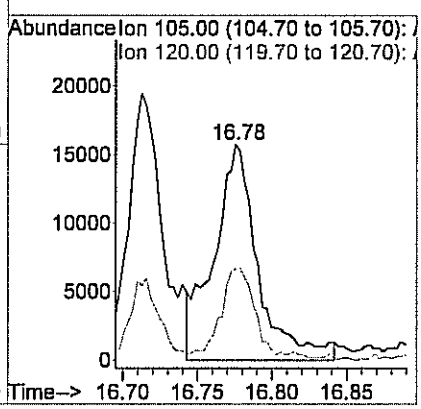

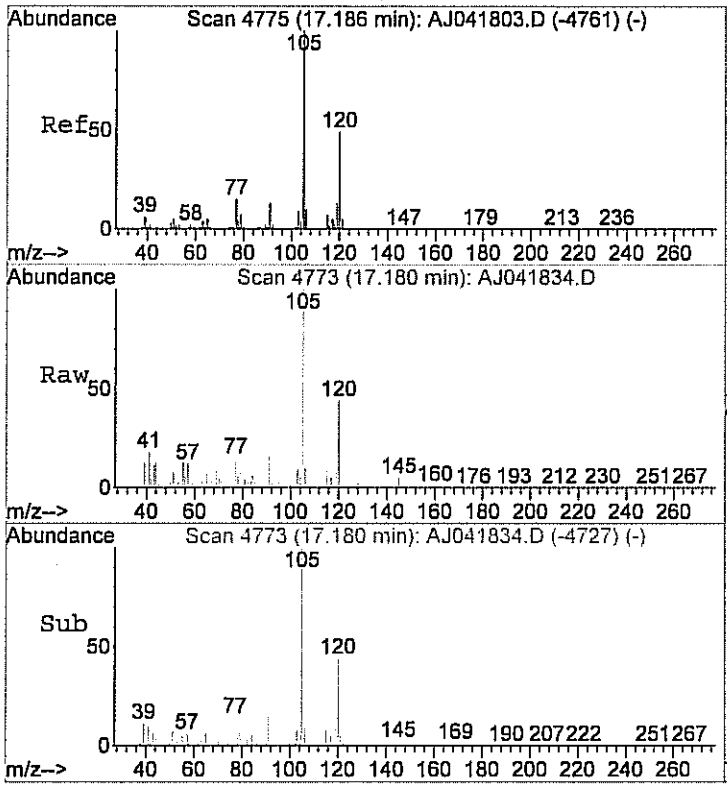

#65
1,2,4-trimethylbenzene
Concen: 0.82 ppb
RT: 17.18 min Scan# 4773
Delta R.T. -0.01 min
Lab File: AJ041834.D
Acq: 19 Apr 2012 3:41 am

Tgt Ion:105 Resp: 81791

Ion	Ratio	Lower	Upper
105	100		
120	45.2	26.8	66.8

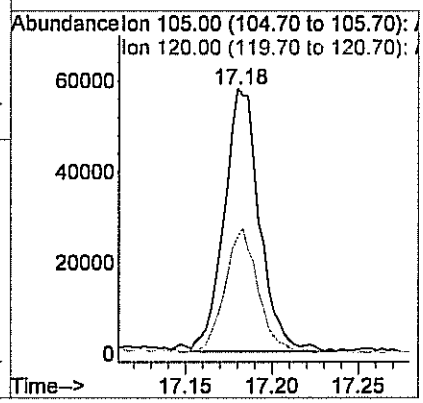

Quantitation Report (QT Reviewed)

Data File : C:\HPCHEM\1\DATA\AJ041838.D Vial: 56
Acq On : 19 Apr 2012 5:48 am Operator: RJP
Sample : C1204029-002A 20X Inst : MSD #1
Misc : A402_1UG Multiplr: 1.00
MS Integration Params: RTEINT.P
Quant Time: Apr 19 06:09:13 2012 Quant Results File: A402_1UG.RES

Quant Method : C:\HPCHEM\1\METHODS\A402_1UG.M (RTE Integrator)
Title : TO-15 VOA Standards for 5 point calibration
Last Update : Tue Apr 10 11:43:04 2012
Response via : Initial Calibration
DataAcq Meth : A402_1UG

Internal Standards	R.T.	QIon	Response	Conc	Units	Dev(Min)
1) Bromochloromethane	7.36	128	16110	1.00	ppb	0.03
32) 1,4-difluorobenzene	9.63	114	46658	1.00	ppb	0.01
47) Chlorobenzene-d5	14.58	117	33811	1.00	ppb	0.00
System Monitoring Compounds						
60) Bromofluorobenzene	16.14	95	20230	0.97	ppb	0.00
Spiked Amount 1.000	Range 70 - 130		Recovery = 97.00%			
Target Compounds						Qvalue
14) Acetone	4.23	58	49326	4.36	ppb	# 86
20) Carbon disulfide	5.07	76	26690	0.43	ppb	96
48) Toluene	12.63	92	12019	0.37	ppb	89
55) Ethylbenzene	14.89	91	11562	0.16	ppb	92
56) m&p-xylene	15.06	91	27492	0.45	ppb	99
59) o-xylene	15.52	91	11043	0.14	ppb	87

(#) = qualifier out of range (m) = manual integration (+) = signals summed

Quantitation Report (QT Reviewed)

Data File : C:\HPCHEM\1\DATA\AJ041838.D
Acq On : 19 Apr 2012 5:48 am
Sample : C1204029-002A 20X
Misc : A402_1UG
MS Integration Params: RTEINT.P
Quant Time: Apr 20 9:47 2012

Vial: 56
Operator: RJP
Inst : MSD #1
Multiplr: 1.00
Quant Results File: A402_1UG.RES

Method : C:\HPCHEM\1\METHODS\A402_1UG.M (RTE Integrator)
Title : TO-15 VOA Standards for 5 point calibration
Last Update : Fri Apr 27 10:17:02 2012
Response via : Initial Calibration

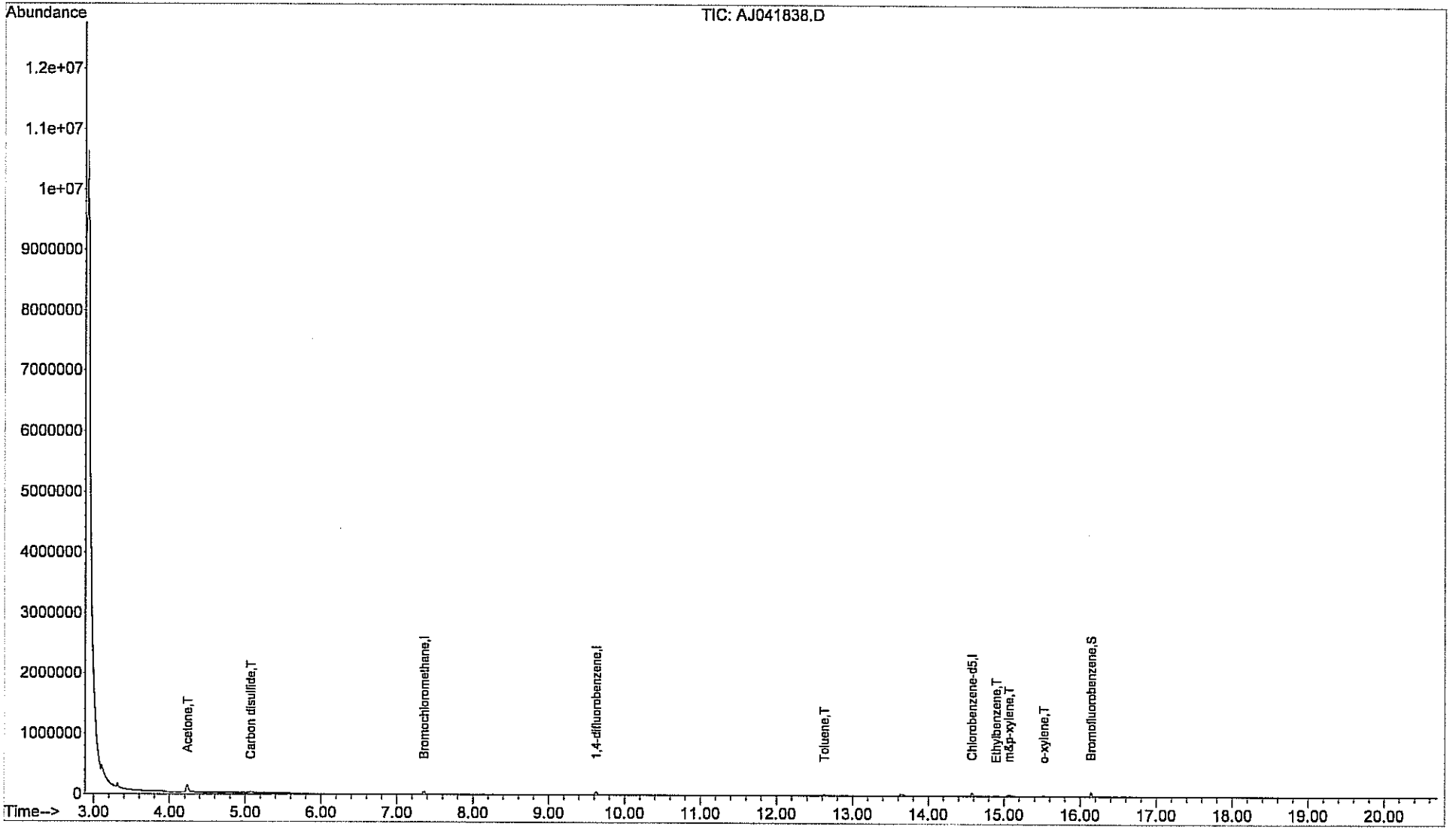

Centek Laboratories, LLC

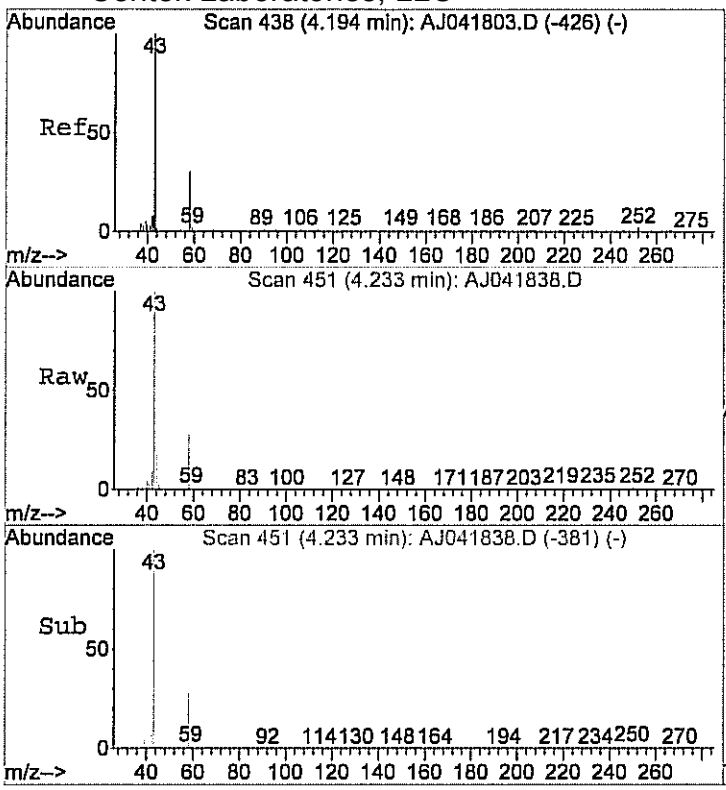

#14
Acetone
Concen: 4.36 ppb
RT: 4.23 min Scan# 451
Delta R.T. 0.06 min
Lab File: AJ041838.D
Acq: 19 Apr 2012 5:48 am

Tgt Ion: 58 Resp: 49326

Ion	Ratio	Lower	Upper
58	100		
43	348.0	350.5	410.5#

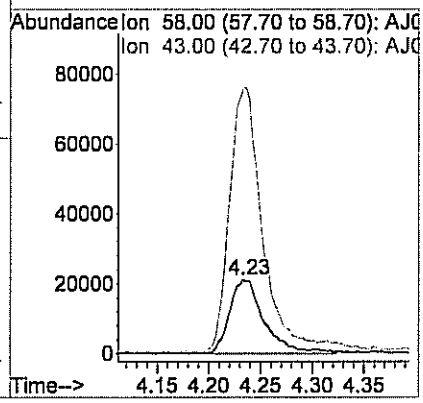

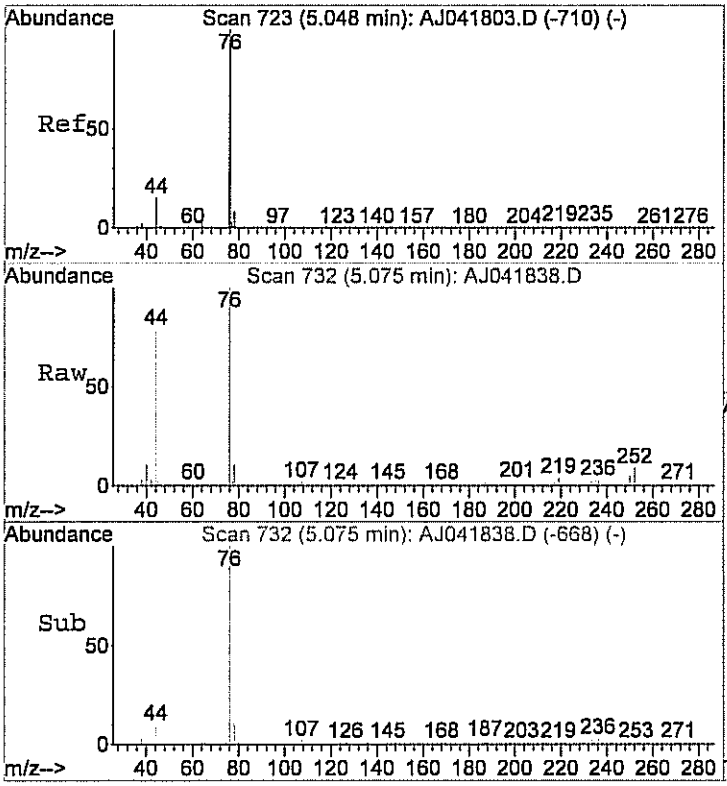

#20
Carbon disulfide
Concen: 0.43 ppb
RT: 5.07 min Scan# 732
Delta R.T. 0.04 min
Lab File: AJ041838.D
Acq: 19 Apr 2012 5:48 am

Tgt Ion: 76 Resp: 26690

Ion	Ratio	Lower	Upper
76	100		
78	11.2	0.0	29.9

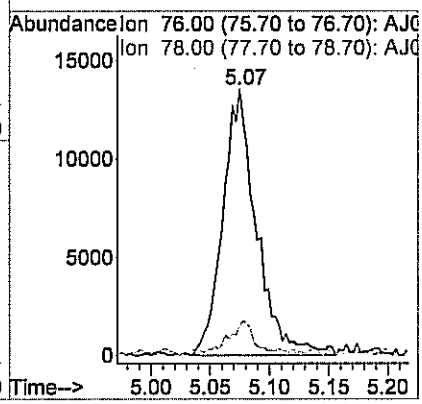

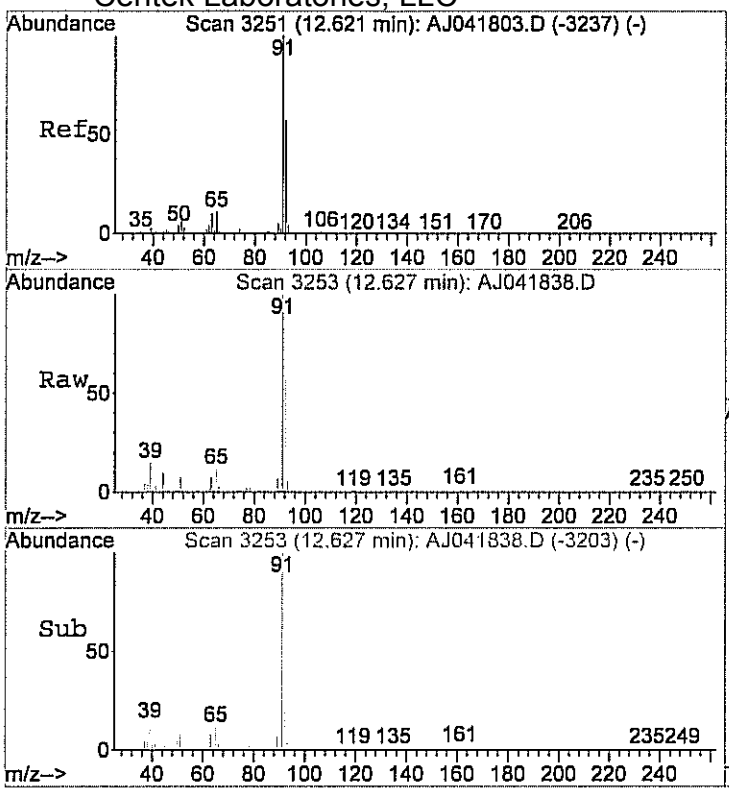

#48
Toluene
Concen: 0.37 ppb
RT: 12.63 min Scan# 3253
Delta R.T. -0.00 min
Lab File: AJ041838.D
Acq: 19 Apr 2012 5:48 am

Tgt Ion: 92 Resp: 12019

Ion	Ratio	Lower	Upper
92	100		
91	191.7	156.8	196.8

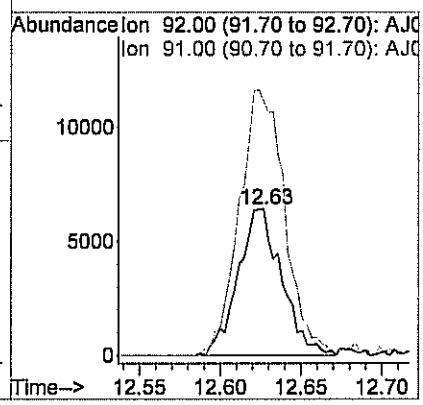

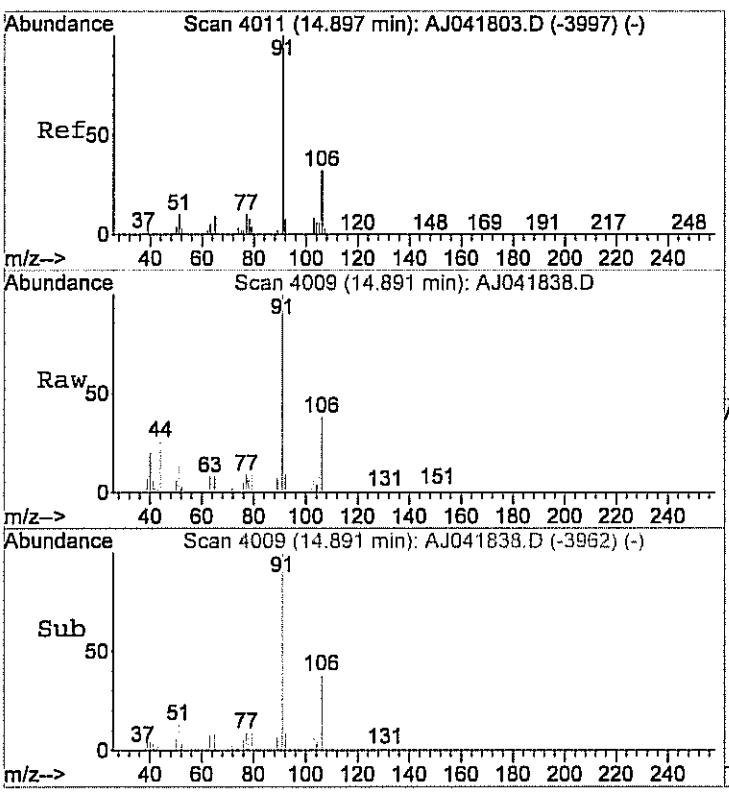

#55
Ethylbenzene
Concen: 0.16 ppb
RT: 14.89 min Scan# 4009
Delta R.T. -0.01 min
Lab File: AJ041838.D
Acq: 19 Apr 2012 5:48 am

Tgt Ion: 91 Resp: 11562

Ion	Ratio	Lower	Upper
91	100		
106	36.5	12.1	52.1

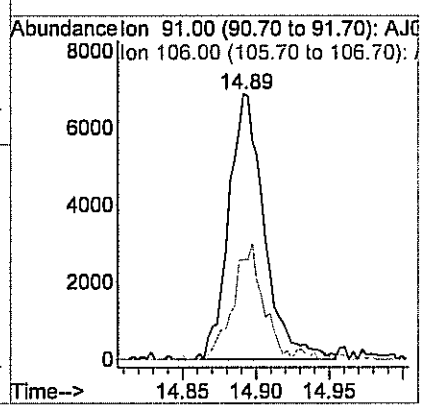

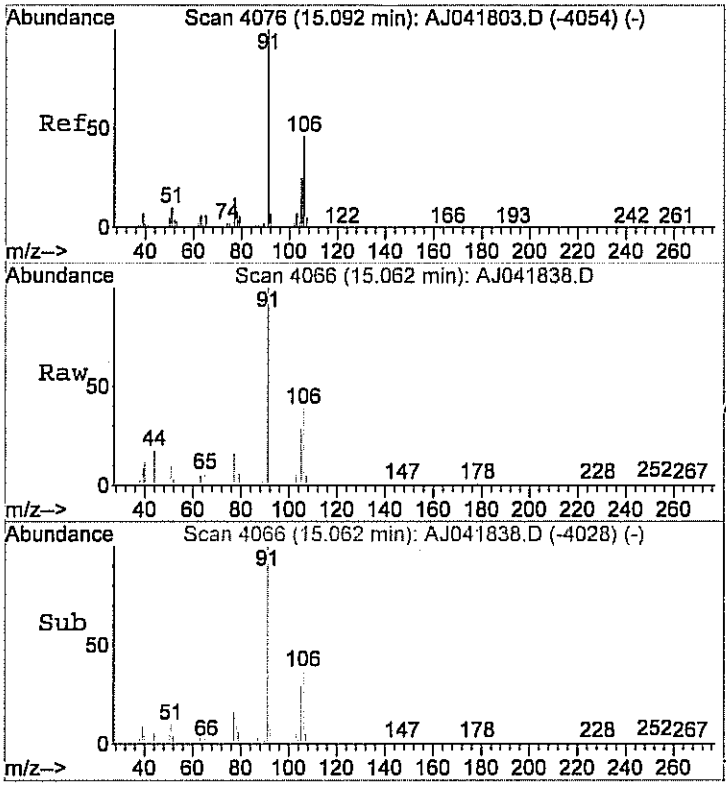

#56
m&p-xylene
Concen: 0.45 ppb
RT: 15.06 min Scan# 4066
Delta R.T. -0.04 min
Lab File: AJ041838.D
Acq: 19 Apr 2012 5:48 am

Tgt Ion: 91 Resp: 27492

Ion	Ratio	Lower	Upper
91	100		
106	47.7	28.3	68.3

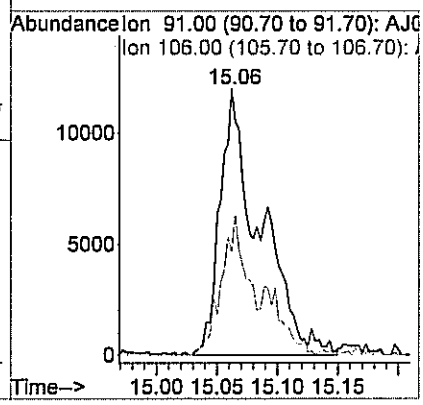

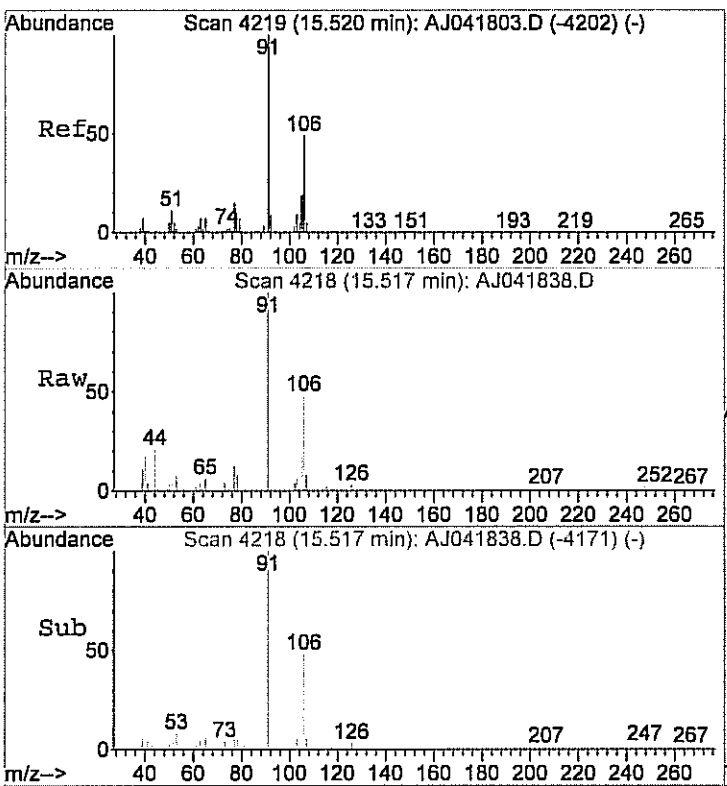

#59
o-xylene
Concen: 0.14 ppb
RT: 15.52 min Scan# 4218
Delta R.T. -0.01 min
Lab File: AJ041838.D
Acq: 19 Apr 2012 5:48 am

Tgt Ion: 91 Resp: 11043

Ion	Ratio	Lower	Upper
91	100		
106	48.1	20.3	60.3

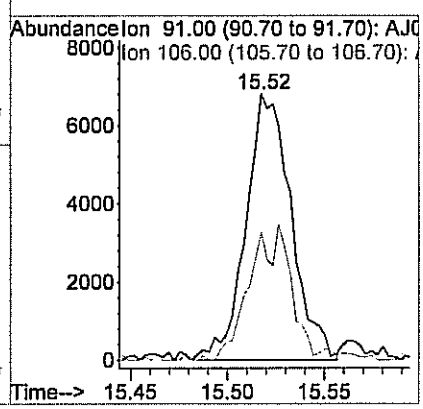

Centek Laboratories, LLC

Date: *27-Apr-12*

CLIENT:	Arcadis	**Client Sample ID:**	WL-VP-3
Lab Order:	C1204029	**Tag Number:**	496,146
Project:	LMC Corp Utica	**Collection Date:**	4/13/2012
Lab ID:	C1204029-003A	**Matrix:**	AIR

Analyses	Result	**Limit	Qual	Units	DF	Date Analyzed
FIELD PARAMETERS		FLD				Analyst:
Lab Vacuum In	-5			"Hg		4/13/2012
Lab Vacuum Out	-30			"Hg		4/13/2012
1UG/M3 BY METHOD TO15		TO-15				Analyst: RJP
1,1,1-Trichloroethane	< 0.15	0.15		ppbV	1	4/19/2012 4:13:00 AM
1,1,2,2-Tetrachloroethane	< 0.15	0.15		ppbV	1	4/19/2012 4:13:00 AM
1,1,2-Trichloroethane	< 0.15	0.15		ppbV	1	4/19/2012 4:13:00 AM
1,1-Dichloroethane	< 0.15	0.15		ppbV	1	4/19/2012 4:13:00 AM
1,1-Dichloroethene	< 0.15	0.15		ppbV	1	4/19/2012 4:13:00 AM
1,2,4-Trichlorobenzene	< 0.15	0.15		ppbV	1	4/19/2012 4:13:00 AM
1,2,4-Trimethylbenzene	0.63	0.15		ppbV	1	4/19/2012 4:13:00 AM
1,2-Dibromoethane	< 0.15	0.15		ppbV	1	4/19/2012 4:13:00 AM
1,2-Dichlorobenzene	< 0.15	0.15		ppbV	1	4/19/2012 4:13:00 AM
1,2-Dichloroethane	< 0.15	0.15		ppbV	1	4/19/2012 4:13:00 AM
1,2-Dichloropropane	< 0.15	0.15		ppbV	1	4/19/2012 4:13:00 AM
1,3,5-Trimethylbenzene	0.18	0.15		ppbV	1	4/19/2012 4:13:00 AM
1,3-butadiene	< 0.15	0.15		ppbV	1	4/19/2012 4:13:00 AM
1,3-Dichlorobenzene	< 0.15	0.15		ppbV	1	4/19/2012 4:13:00 AM
1,4-Dichlorobenzene	< 0.15	0.15		ppbV	1	4/19/2012 4:13:00 AM
1,4-Dioxane	< 0.30	0.30		ppbV	1	4/19/2012 4:13:00 AM
2,2,4-trimethylpentane	0.55	0.15		ppbV	1	4/19/2012 4:13:00 AM
4-ethyltoluene	0.19	0.15		ppbV	1	4/19/2012 4:13:00 AM
Acetone	51	6.0		ppbV	20	4/19/2012 6:19:00 AM
Allyl chloride	< 0.15	0.15		ppbV	1	4/19/2012 4:13:00 AM
Benzene	2.0	0.15		ppbV	1	4/19/2012 4:13:00 AM
Benzyl chloride	< 0.15	0.15		ppbV	1	4/19/2012 4:13:00 AM
Bromodichloromethane	< 0.15	0.15		ppbV	1	4/19/2012 4:13:00 AM
Bromoform	< 0.15	0.15		ppbV	1	4/19/2012 4:13:00 AM
Bromomethane	< 0.15	0.15		ppbV	1	4/19/2012 4:13:00 AM
Carbon disulfide	15	3.0		ppbV	20	4/19/2012 6:19:00 AM
Carbon tetrachloride	< 0.15	0.15		ppbV	1	4/19/2012 4:13:00 AM
Chlorobenzene	< 0.15	0.15		ppbV	1	4/19/2012 4:13:00 AM
Chloroethane	< 0.15	0.15		ppbV	1	4/19/2012 4:13:00 AM
Chloroform	< 0.15	0.15		ppbV	1	4/19/2012 4:13:00 AM
Chloromethane	< 0.15	0.15		ppbV	1	4/19/2012 4:13:00 AM
cis-1,2-Dichloroethene	< 0.15	0.15		ppbV	1	4/19/2012 4:13:00 AM
cis-1,3-Dichloropropene	< 0.15	0.15		ppbV	1	4/19/2012 4:13:00 AM
Cyclohexane	< 0.15	0.15		ppbV	1	4/19/2012 4:13:00 AM
Dibromochloromethane	< 0.15	0.15		ppbV	1	4/19/2012 4:13:00 AM
Ethyl acetate	< 0.25	0.25		ppbV	1	4/19/2012 4:13:00 AM

Qualifiers:

**	Reporting Limit	.	Results reported are not blank corrected
B	Analyte detected in the associated Method Blank	E	Value above quantitation range
H	Holding times for preparation or analysis exceeded	J	Analyte detected at or below quantitation limits
JN	Non-routine analyte. Quantitation estimated.	ND	Not Detected at the Reporting Limit
S	Spike Recovery outside accepted recovery limits		

Centek Laboratories, LLC

Date: *27-Apr-12*

CLIENT:	Arcadis	**Client Sample ID:**	WL-VP-3
Lab Order:	C1204029	**Tag Number:**	496,146
Project:	LMC Corp Utica	**Collection Date:**	4/13/2012
Lab ID:	C1204029-003A	**Matrix:**	AIR

Analyses	Result	**Limit	Qual	Units	DF	Date Analyzed
1UG/M3 BY METHOD TO15		TO-15				Analyst: RJP
Ethylbenzene	4.8	3.0		ppbV	20	4/19/2012 6:19:00 AM
Freon 11	0.23	0.15		ppbV	1	4/19/2012 4:13:00 AM
Freon 113	0.20	0.15		ppbV	1	4/19/2012 4:13:00 AM
Freon 114	< 0.15	0.15		ppbV	1	4/19/2012 4:13:00 AM
Freon 12	0.65	0.15		ppbV	1	4/19/2012 4:13:00 AM
Heptane	1.4	0.15		ppbV	1	4/19/2012 4:13:00 AM
Hexachloro-1,3-butadiene	< 0.15	0.15		ppbV	1	4/19/2012 4:13:00 AM
Hexane	< 0.15	0.15		ppbV	1	4/19/2012 4:13:00 AM
Isopropyl alcohol	< 0.15	0.15		ppbV	1	4/19/2012 4:13:00 AM
m&p-Xylene	12	6.0		ppbV	20	4/19/2012 6:19:00 AM
Methyl Butyl Ketone	< 0.30	0.30		ppbV	1	4/19/2012 4:13:00 AM
Methyl Ethyl Ketone	0.76	0.30		ppbV	1	4/19/2012 4:13:00 AM
Methyl Isobutyl Ketone	< 0.30	0.30		ppbV	1	4/19/2012 4:13:00 AM
Methyl tert-butyl ether	< 0.15	0.15		ppbV	1	4/19/2012 4:13:00 AM
Methylene chloride	< 0.15	0.15		ppbV	1	4/19/2012 4:13:00 AM
o-Xylene	3.6	3.0		ppbV	20	4/19/2012 6:19:00 AM
Propylene	< 0.15	0.15		ppbV	1	4/19/2012 4:13:00 AM
Styrene	< 0.15	0.15		ppbV	1	4/19/2012 4:13:00 AM
Tetrachloroethylene	6.2	3.0		ppbV	20	4/19/2012 6:19:00 AM
Tetrahydrofuran	< 0.15	0.15		ppbV	1	4/19/2012 4:13:00 AM
Toluene	17	3.0		ppbV	20	4/19/2012 6:19:00 AM
trans-1,2-Dichloroethene	< 0.15	0.15		ppbV	1	4/19/2012 4:13:00 AM
trans-1,3-Dichloropropene	< 0.15	0.15		ppbV	1	4/19/2012 4:13:00 AM
Trichloroethene	0.60	0.15		ppbV	1	4/19/2012 4:13:00 AM
Vinyl acetate	< 0.15	0.15		ppbV	1	4/19/2012 4:13:00 AM
Vinyl Bromide	< 0.15	0.15		ppbV	1	4/19/2012 4:13:00 AM
Vinyl chloride	< 0.15	0.15		ppbV	1	4/19/2012 4:13:00 AM
Surr: Bromofluorobenzene	105	70-130		%REC	1	4/19/2012 4:13:00 AM

Qualifiers:

**	Reporting Limit	.	Results reported are not blank corrected
B	Analyte detected in the associated Method Blank	E	Value above quantitation range
H	Holding times for preparation or analysis exceeded	J	Analyte detected at or below quantitation limits
JN	Non-routine analyte. Quantitation estimated.	ND	Not Detected at the Reporting Limit
S	Spike Recovery outside accepted recovery limits		

Centek Laboratories, LLC

Date: *27-Apr-12*

CLIENT:	Arcadis	**Client Sample ID:**	WL-VP-3
Lab Order:	C1204029	**Tag Number:**	496,146
Project:	LMC Corp Utica	**Collection Date:**	4/13/2012
Lab ID:	C1204029-003A	**Matrix:**	AIR

Analyses	Result	**Limit	Qual	Units	DF	Date Analyzed
1UG/M3 BY METHOD TO15		**TO-15**				Analyst: **RJP**
1,1,1-Trichloroethane	< 0.83	0.83		ug/m3	1	4/19/2012 4:13:00 AM
1,1,2,2-Tetrachloroethane	< 1.0	1.0		ug/m3	1	4/19/2012 4:13:00 AM
1,1,2-Trichloroethane	< 0.83	0.83		ug/m3	1	4/19/2012 4:13:00 AM
1,1-Dichloroethane	< 0.62	0.62		ug/m3	1	4/19/2012 4:13:00 AM
1,1-Dichloroethene	< 0.60	0.60		ug/m3	1	4/19/2012 4:13:00 AM
1,2,4-Trichlorobenzene	< 1.1	1.1		ug/m3	1	4/19/2012 4:13:00 AM
1,2,4-Trimethylbenzene	3.1	0.75		ug/m3	1	4/19/2012 4:13:00 AM
1,2-Dibromoethane	< 1.2	1.2		ug/m3	1	4/19/2012 4:13:00 AM
1,2-Dichlorobenzene	< 0.92	0.92		ug/m3	1	4/19/2012 4:13:00 AM
1,2-Dichloroethane	< 0.62	0.62		ug/m3	1	4/19/2012 4:13:00 AM
1,2-Dichloropropane	< 0.70	0.70		ug/m3	1	4/19/2012 4:13:00 AM
1,3,5-Trimethylbenzene	0.90	0.75		ug/m3	1	4/19/2012 4:13:00 AM
1,3-butadiene	< 0.34	0.34		ug/m3	1	4/19/2012 4:13:00 AM
1,3-Dichlorobenzene	< 0.92	0.92		ug/m3	1	4/19/2012 4:13:00 AM
1,4-Dichlorobenzene	< 0.92	0.92		ug/m3	1	4/19/2012 4:13:00 AM
1,4-Dioxane	< 1.1	1.1		ug/m3	1	4/19/2012 4:13:00 AM
2,2,4-trimethylpentane	2.6	0.71		ug/m3	1	4/19/2012 4:13:00 AM
4-ethyltoluene	0.95	0.75		ug/m3	1	4/19/2012 4:13:00 AM
Acetone	120	14		ug/m3	20	4/19/2012 6:19:00 AM
Allyl chloride	< 0.48	0.48		ug/m3	1	4/19/2012 4:13:00 AM
Benzene	6.4	0.49		ug/m3	1	4/19/2012 4:13:00 AM
Benzyl chloride	< 0.88	0.88		ug/m3	1	4/19/2012 4:13:00 AM
Bromodichloromethane	< 1.0	1.0		ug/m3	1	4/19/2012 4:13:00 AM
Bromoform	< 1.6	1.6		ug/m3	1	4/19/2012 4:13:00 AM
Bromomethane	< 0.59	0.59		ug/m3	1	4/19/2012 4:13:00 AM
Carbon disulfide	47	9.5		ug/m3	20	4/19/2012 6:19:00 AM
Carbon tetrachloride	< 0.96	0.96		ug/m3	1	4/19/2012 4:13:00 AM
Chlorobenzene	< 0.70	0.70		ug/m3	1	4/19/2012 4:13:00 AM
Chloroethane	< 0.40	0.40		ug/m3	1	4/19/2012 4:13:00 AM
Chloroform	< 0.74	0.74		ug/m3	1	4/19/2012 4:13:00 AM
Chloromethane	< 0.31	0.31		ug/m3	1	4/19/2012 4:13:00 AM
cis-1,2-Dichloroethene	< 0.60	0.60		ug/m3	1	4/19/2012 4:13:00 AM
cis-1,3-Dichloropropene	< 0.69	0.69		ug/m3	1	4/19/2012 4:13:00 AM
Cyclohexane	< 0.52	0.52		ug/m3	1	4/19/2012 4:13:00 AM
Dibromochloromethane	< 1.3	1.3		ug/m3	1	4/19/2012 4:13:00 AM
Ethyl acetate	< 0.92	0.92		ug/m3	1	4/19/2012 4:13:00 AM
Ethylbenzene	21	13		ug/m3	20	4/19/2012 6:19:00 AM
Freon 11	1.3	0.86		ug/m3	1	4/19/2012 4:13:00 AM
Freon 113	1.6	1.2		ug/m3	1	4/19/2012 4:13:00 AM
Freon 114	< 1.1	1.1		ug/m3	1	4/19/2012 4:13:00 AM

Qualifiers:

**	Reporting Limit	.	Results reported are not blank corrected
B	Analyte detected in the associated Method Blank	E	Value above quantitation range
H	Holding times for preparation or analysis exceeded	J	Analyte detected at or below quantitation limits
JN	Non-routine analyte. Quantitation estimated.	ND	Not Detected at the Reporting Limit
S	Spike Recovery outside accepted recovery limits		

Centek Laboratories, LLC

Date: *27-Apr-12*

CLIENT:	Arcadis	**Client Sample ID:**	WL-VP-3
Lab Order:	C1204029	**Tag Number:**	496,146
Project:	LMC Corp Utica	**Collection Date:**	4/13/2012
Lab ID:	C1204029-003A	**Matrix:**	AIR

Analyses	Result	**Limit	Qual	Units	DF	Date Analyzed
1UG/M3 BY METHOD TO15		**TO-15**				Analyst: RJP
Freon 12	3.3	0.75		ug/m3	1	4/19/2012 4:13:00 AM
Heptane	6.0	0.62		ug/m3	1	4/19/2012 4:13:00 AM
Hexachloro-1,3-butadiene	< 1.6	1.6		ug/m3	1	4/19/2012 4:13:00 AM
Hexane	< 0.54	0.54		ug/m3	1	4/19/2012 4:13:00 AM
Isopropyl alcohol	< 0.37	0.37		ug/m3	1	4/19/2012 4:13:00 AM
m&p-Xylene	54	26		ug/m3	20	4/19/2012 6:19:00 AM
Methyl Butyl Ketone	< 1.2	1.2		ug/m3	1	4/19/2012 4:13:00 AM
Methyl Ethyl Ketone	2.3	0.90		ug/m3	1	4/19/2012 4:13:00 AM
Methyl Isobutyl Ketone	< 1.2	1.2		ug/m3	1	4/19/2012 4:13:00 AM
Methyl tert-butyl ether	< 0.55	0.55		ug/m3	1	4/19/2012 4:13:00 AM
Methylene chloride	< 0.53	0.53		ug/m3	1	4/19/2012 4:13:00 AM
o-Xylene	16	13		ug/m3	20	4/19/2012 6:19:00 AM
Propylene	< 0.26	0.26		ug/m3	1	4/19/2012 4:13:00 AM
Styrene	< 0.65	0.65		ug/m3	1	4/19/2012 4:13:00 AM
Tetrachloroethylene	43	21		ug/m3	20	4/19/2012 6:19:00 AM
Tetrahydrofuran	< 0.45	0.45		ug/m3	1	4/19/2012 4:13:00 AM
Toluene	66	11		ug/m3	20	4/19/2012 6:19:00 AM
trans-1,2-Dichloroethene	< 0.60	0.60		ug/m3	1	4/19/2012 4:13:00 AM
trans-1,3-Dichloropropene	< 0.69	0.69		ug/m3	1	4/19/2012 4:13:00 AM
Trichloroethene	3.3	0.82		ug/m3	1	4/19/2012 4:13:00 AM
Vinyl acetate	< 0.54	0.54		ug/m3	1	4/19/2012 4:13:00 AM
Vinyl Bromide	< 0.67	0.67		ug/m3	1	4/19/2012 4:13:00 AM
Vinyl chloride	< 0.39	0.39		ug/m3	1	4/19/2012 4:13:00 AM

Qualifiers:

**	Reporting Limit	.	Results reported are not blank corrected
B	Analyte detected in the associated Method Blank	E	Value above quantitation range
H	Holding times for preparation or analysis exceeded	J	Analyte detected at or below quantitation limits
JN	Non-routine analyte. Quantitation estimated.	ND	Not Detected at the Reporting Limit
S	Spike Recovery outside accepted recovery limits		

Data File : C:\HPCHEM\1\DATA\AJ041835.D Vial: 53
Acq On : 19 Apr 2012 4:13 am Operator: RJP
Sample : C1204029-003A Inst : MSD #1
Misc : A402_1UG Multiplr: 1.00
MS Integration Params: RTEINT.P
Quant Time: Apr 19 04:34:30 2012 Quant Results File: A402_1UG.RES

Quant Method : C:\HPCHEM\1\METHODS\A402_1UG.M (RTE Integrator)
Title : TO-15 VOA Standards for 5 point calibration
Last Update : Tue Apr 10 11:43:04 2012
Response via : Initial Calibration
DataAcq Meth : A402_1UG

Internal Standards	R.T.	QIon	Response	Conc	Units		Dev(Min)
1) Bromochloromethane	7.36	128	18126	1.00	ppb		0.03
32) 1,4-difluorobenzene	9.63	114	56802	1.00	ppb		0.01
47) Chlorobenzene-d5	14.58	117	52613	1.00	ppb		0.00
System Monitoring Compounds							
60) Bromofluorobenzene	16.14	95	33924	1.05	ppb		0.00
Spiked Amount 1.000	Range 70 - 130		Recovery = 105.00%				
Target Compounds							Qvalue
3) Freon 12	3.02	85	67894	0.65	ppb		99
13) Freon 11	4.05	101	23093	0.23	ppb		92
14) Acetone	4.21	58	171362	13.48	ppb		97
17) Freon 113	4.75	101	13606	0.20	ppb		94
20) Carbon disulfide	5.06	76	565625	8.09	ppb		99
25) Methyl Ethyl Ketone	6.61	72	7981	0.76	ppb	#	94
36) Benzene	8.86	78	123983	1.98	ppb		95
39) 2,2,4-trimethylpentane	9.81	57	39203	0.55	ppb		83
40) Heptane	10.23	43	34430	1.44	ppb		96
41) Trichloroethene	10.31	130	23203	0.60	ppb		97
48) Toluene	12.62	92	752531	14.74	ppb		97
53) Tetrachloroethylene	13.67	164	194381	3.36	ppb		97
55) Ethylbenzene	14.89	91	541310	4.86	ppb		99
56) m&p-xylene	15.06	91	1225986	12.87	ppb		100
59) o-xylene	15.52	91	447326	3.54	ppb		90
63) 4-ethyltoluene	16.72	105	20936m	0.19	ppb		
64) 1,3,5-trimethylbenzene	16.78	105	22139m	0.18	ppb		
65) 1,2,4-trimethylbenzene	17.18	105	60502	0.63	ppb		99

(#) = qualifier out of range (m) = manual integration (+) = signals summed

Quantitation Report (QT Reviewed)

Data File : C:\HPCHEM\1\DATA\AJ041835.D
Acq On : 19 Apr 2012 4:13 am
Sample : C1204029-003A
Misc : A402_1UG
MS Integration Params: RTEINT.P
Quant Time: Apr 19 16:01 2012

Vial: 53
Operator: RJP
Inst : MSD #1
Multiplr: 1.00
Quant Results File: A402_1UG.RES

Method : C:\HPCHEM\1\METHODS\A402_1UG.M (RTE Integrator)
Title : TO-15 VOA Standards for 5 point calibration
Last Update : Fri Apr 27 10:17:02 2012
Response via : Initial Calibration

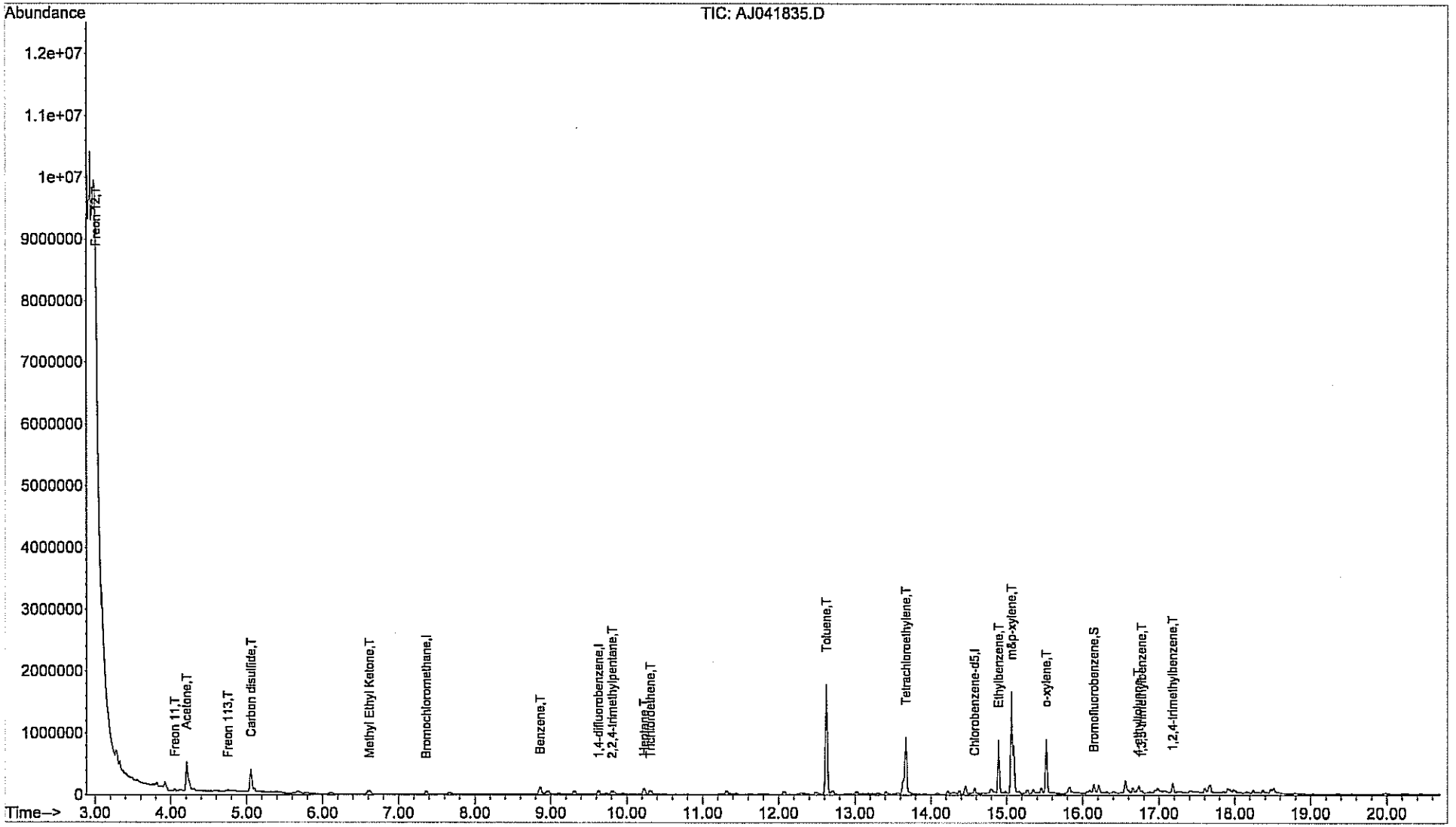

Centek Laboratories, LLC

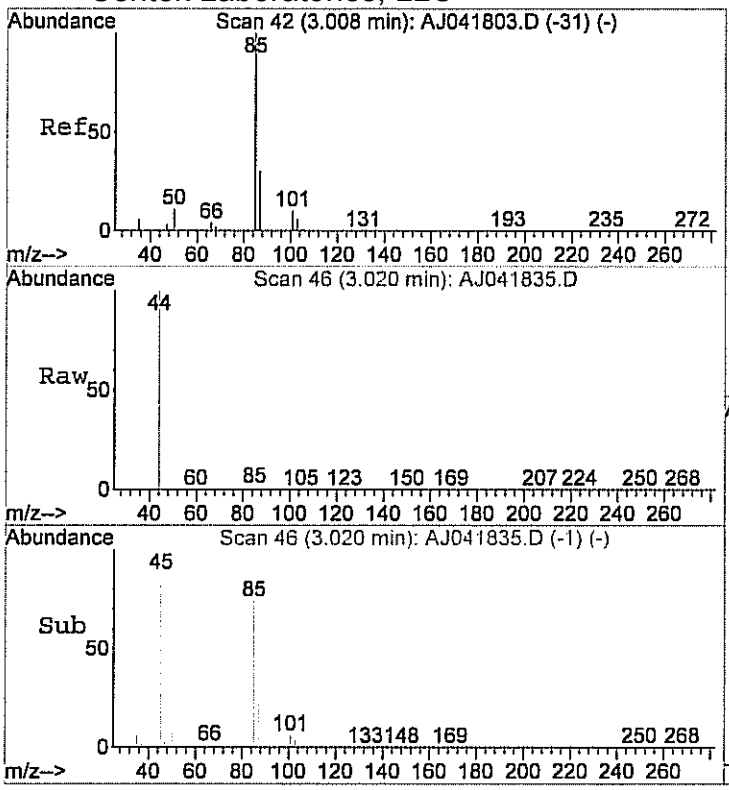

#3
Freon 12
Concen: 0.65 ppb
RT: 3.02 min Scan# 46
Delta R.T. 0.04 min
Lab File: AJ041835.D
Acq: 19 Apr 2012 4:13 am

Tgt Ion: 85 Resp: 67894

Ion	Ratio	Lower	Upper
85	100		
87	32.7	12.2	52.2

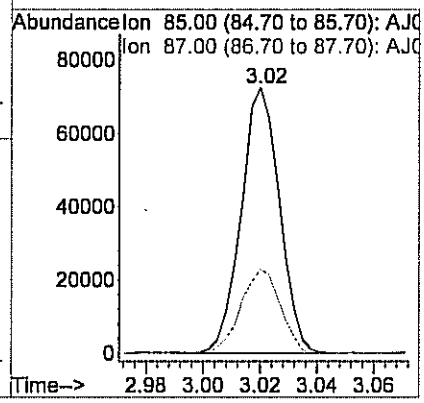

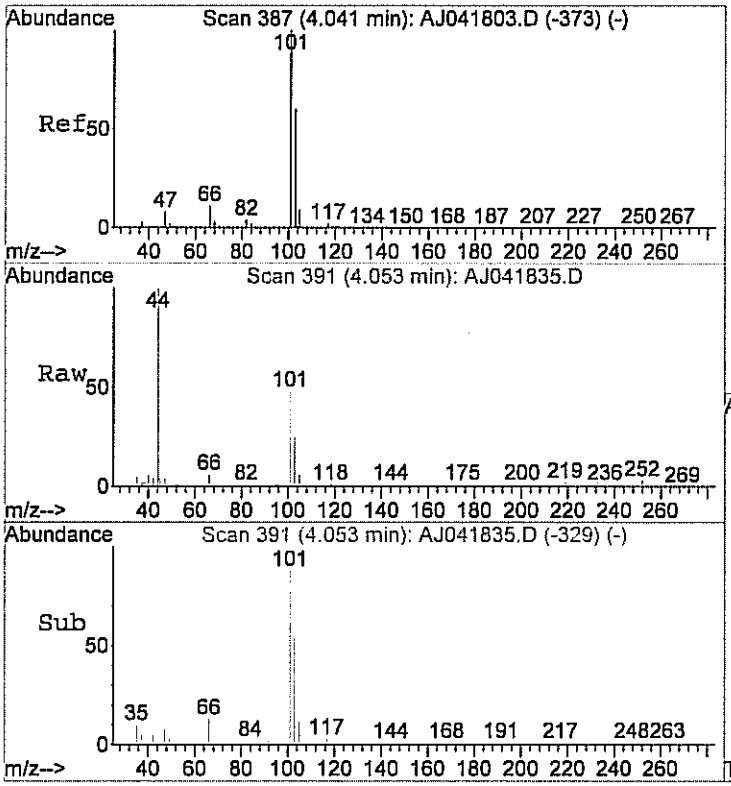

#13
Freon 11
Concen: 0.23 ppb
RT: 4.05 min Scan# 391
Delta R.T. 0.04 min
Lab File: AJ041835.D
Acq: 19 Apr 2012 4:13 am

Tgt Ion:101 Resp: 23093

Ion	Ratio	Lower	Upper
101	100		
103	71.7	45.3	85.3
105	13.4	0.0	30.6

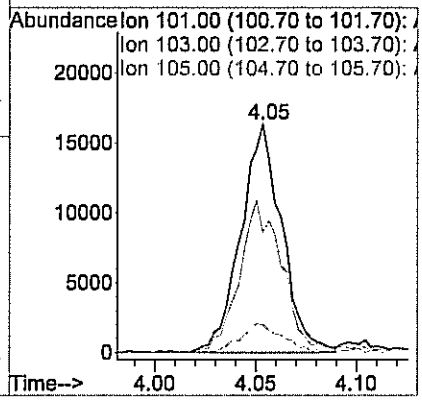

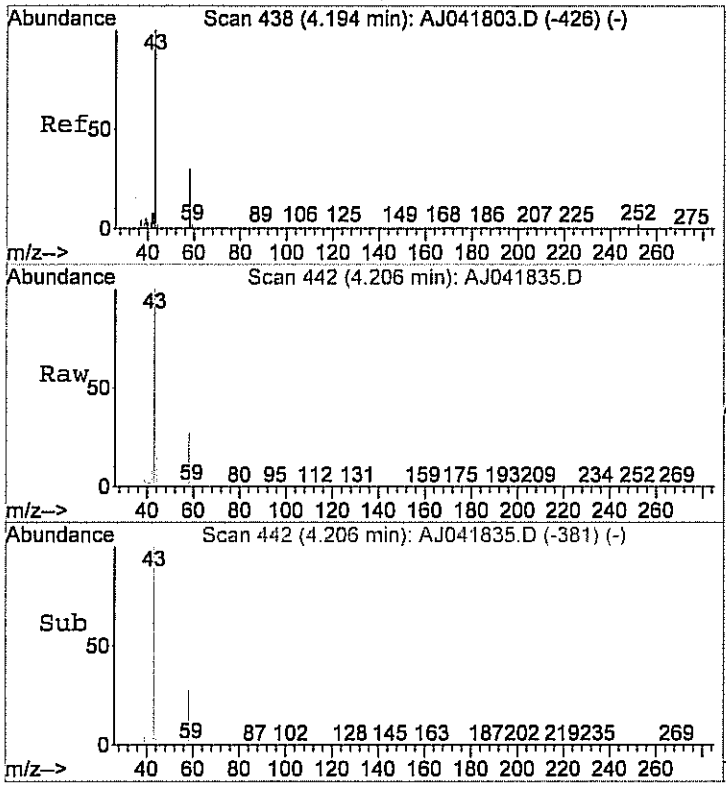

#14
Acetone
Concen: 13.48 ppb
RT: 4.21 min Scan# 442
Delta R.T. 0.03 min
Lab File: AJ041835.D
Acq: 19 Apr 2012 4:13 am

Tgt Ion: 58 Resp: 171362

Ion	Ratio	Lower	Upper
58	100		
43	373.7	350.5	410.5

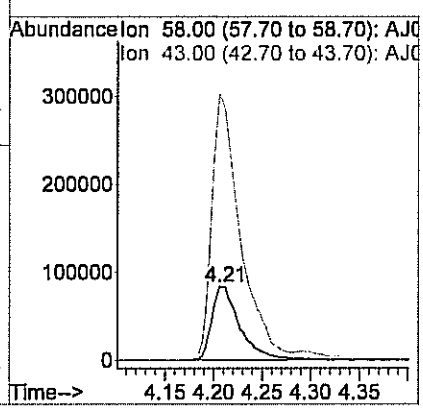

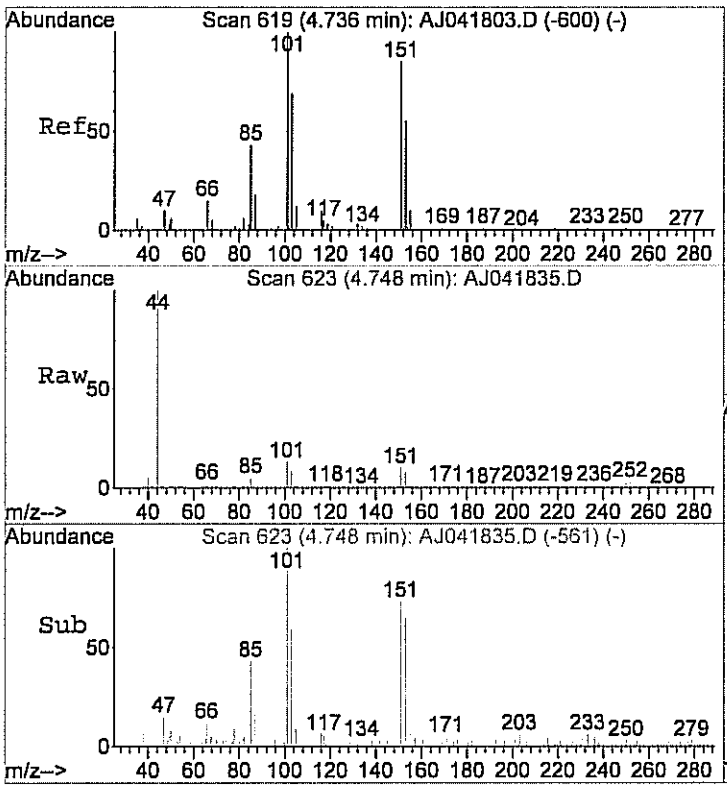

#17
Freon 113
Concen: 0.20 ppb
RT: 4.75 min Scan# 623
Delta R.T. 0.04 min
Lab File: AJ041835.D
Acq: 19 Apr 2012 4:13 am

Tgt Ion:101 Resp: 13606

Ion	Ratio	Lower	Upper
101	100		
103	59.7	44.1	84.1
151	77.3	63.6	103.6

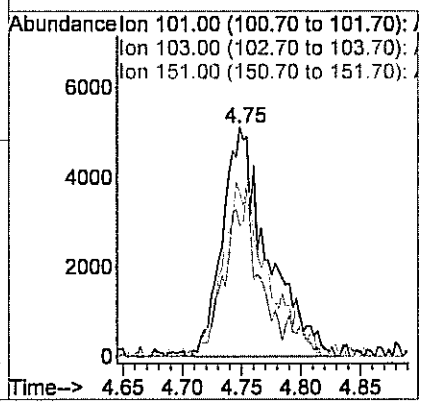

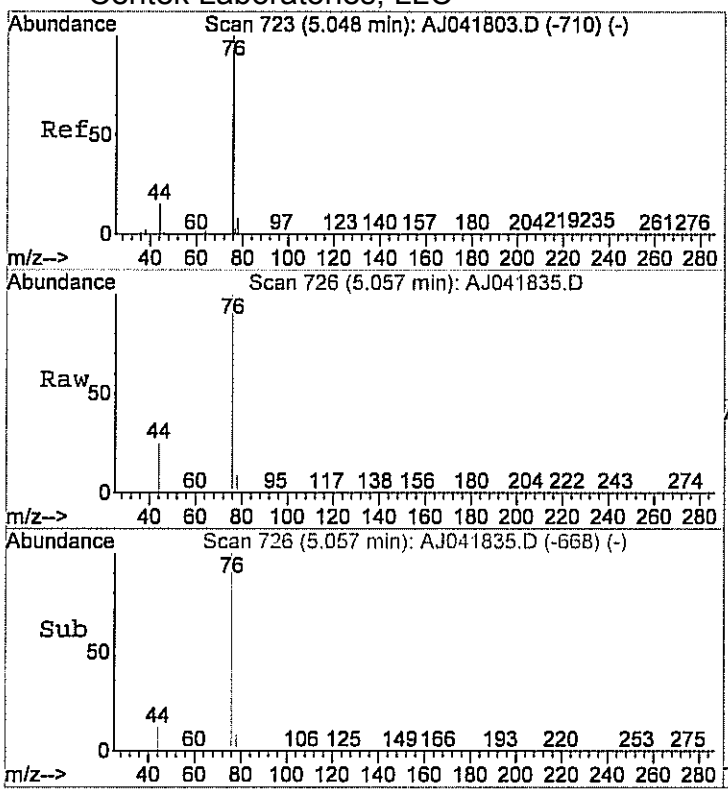

#20
Carbon disulfide
Concen: 8.09 ppb
RT: 5.06 min Scan# 726
Delta R.T. 0.02 min
Lab File: AJ041835.D
Acq: 19 Apr 2012 4:13 am

Tgt Ion: 76 Resp: 565625

Ion	Ratio	Lower	Upper
76	100		
78	9.4	0.0	29.9

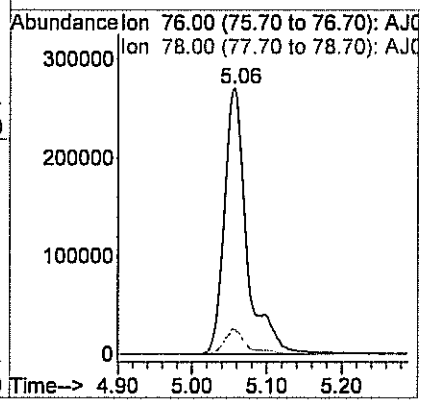

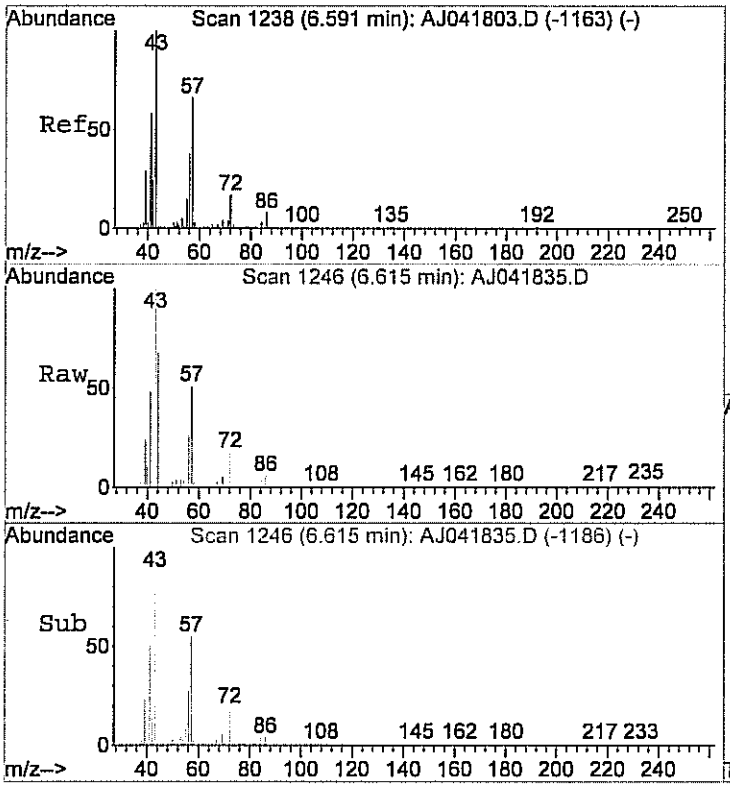

#25
Methyl Ethyl Ketone
Concen: 0.76 ppb
RT: 6.61 min Scan# 1246
Delta R.T. 0.03 min
Lab File: AJ041835.D
Acq: 19 Apr 2012 4:13 am

Tgt Ion: 72 Resp: 7981

Ion	Ratio	Lower	Upper
72	100		
43	599.1	557.0	597.0#
72	100.0	80.0	120.0

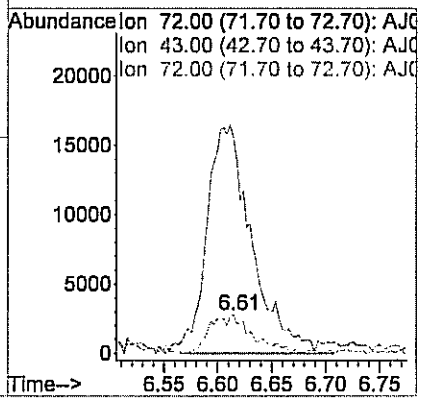

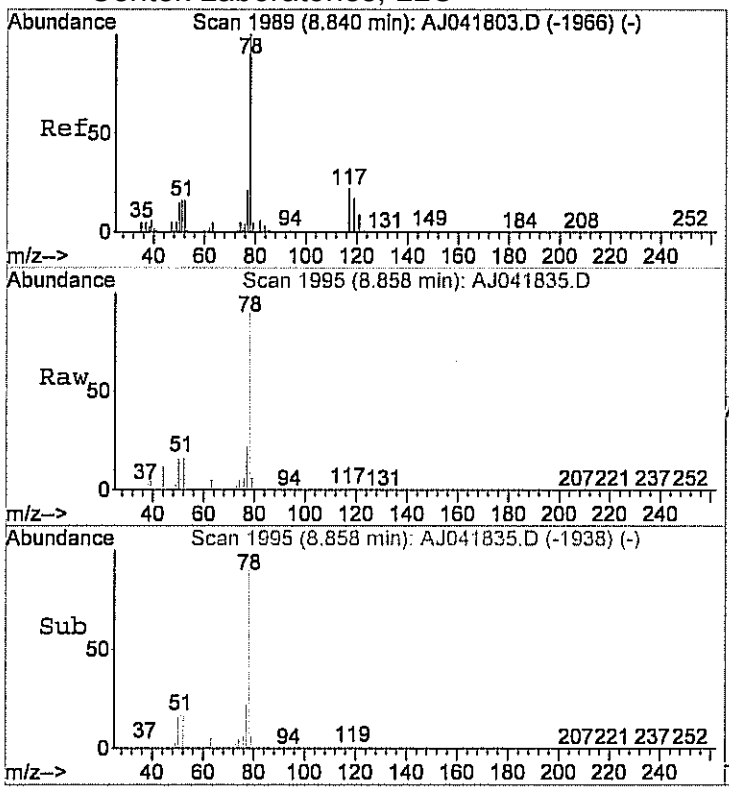

#36
Benzene
Concen: 1.98 ppb
RT: 8.86 min Scan# 1995
Delta R.T. 0.02 min
Lab File: AJ041835.D
Acq: 19 Apr 2012 4:13 am

Tgt Ion: 78 Resp: 123983

Ion	Ratio	Lower	Upper
78	100		
77	23.5	2.1	42.1
51	18.2	1.7	41.7

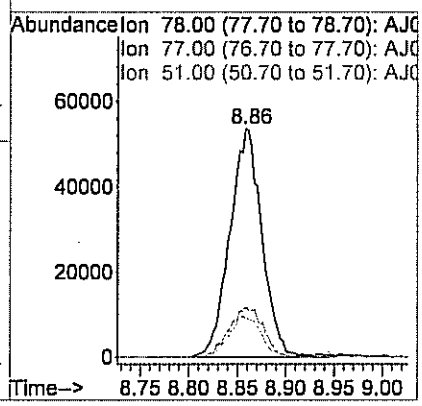

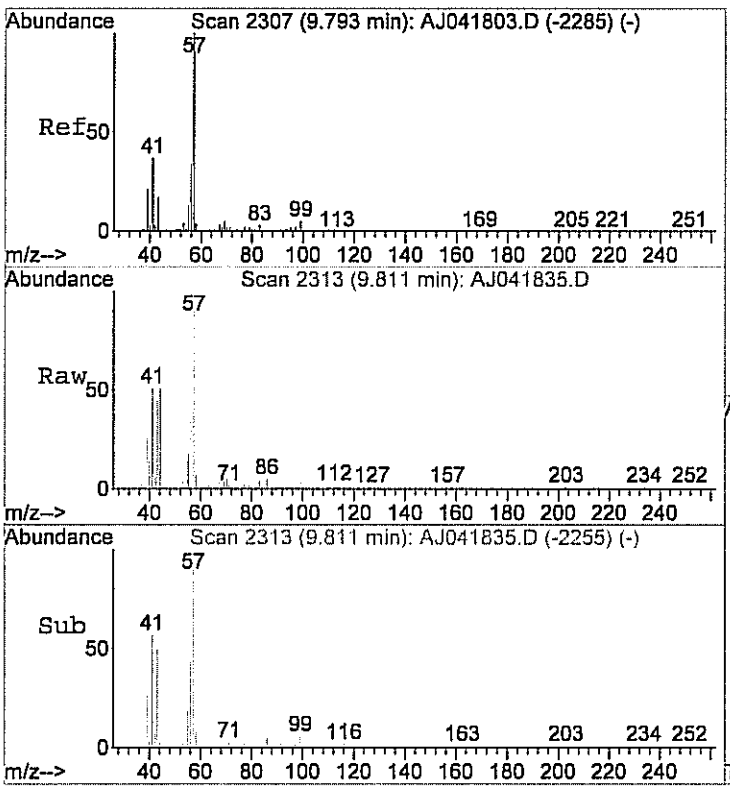

#39
2,2,4-trimethylpentane
Concen: 0.55 ppb
RT: 9.81 min Scan# 2313
Delta R.T. 0.02 min
Lab File: AJ041835.D
Acq: 19 Apr 2012 4:13 am

Tgt Ion: 57 Resp: 39203

Ion	Ratio	Lower	Upper
57	100		
41	52.3	22.6	62.6
56	44.9	14.1	54.1

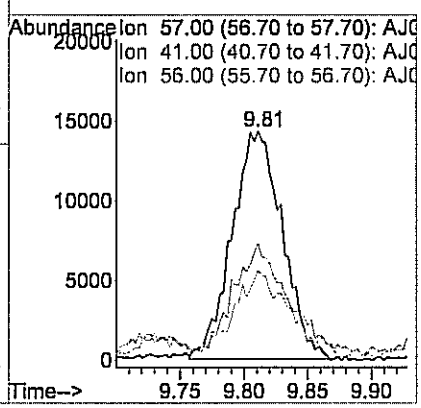

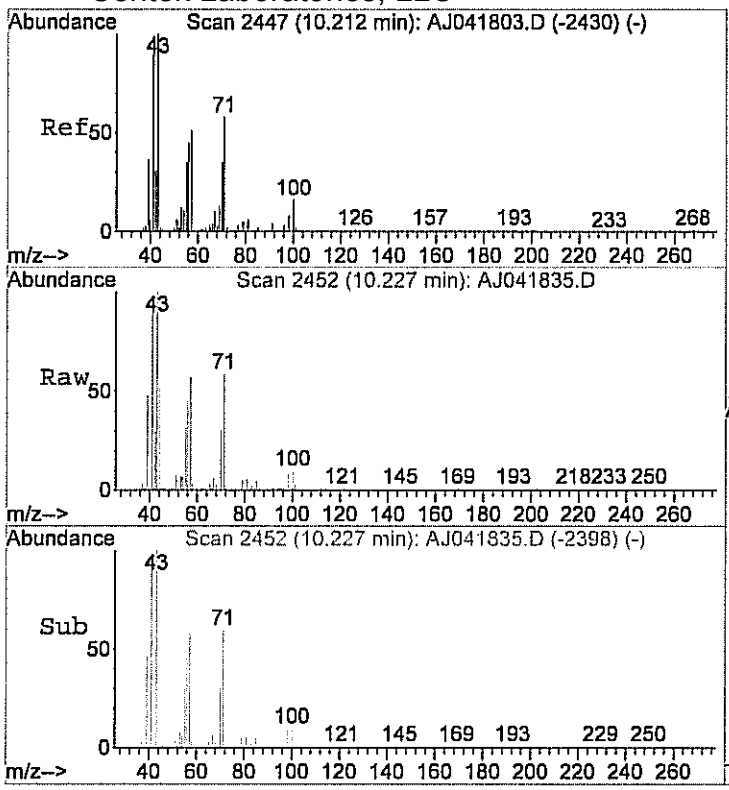

#40
Heptane
Concen: 1.44 ppb
RT: 10.23 min Scan# 2452
Delta R.T. 0.01 min
Lab File: AJ041835.D
Acq: 19 Apr 2012 4:13 am

Tgt Ion: 43 Resp: 34430

Ion	Ratio	Lower	Upper
43	100		
57	55.4	33.3	73.3
71	56.5	40.2	80.2

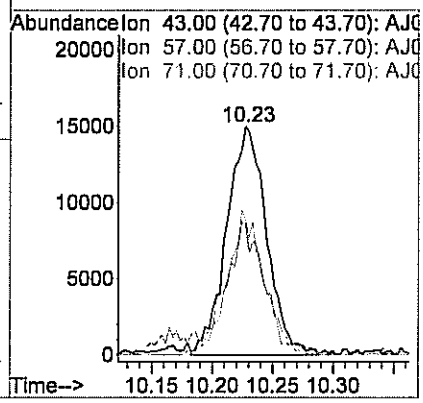

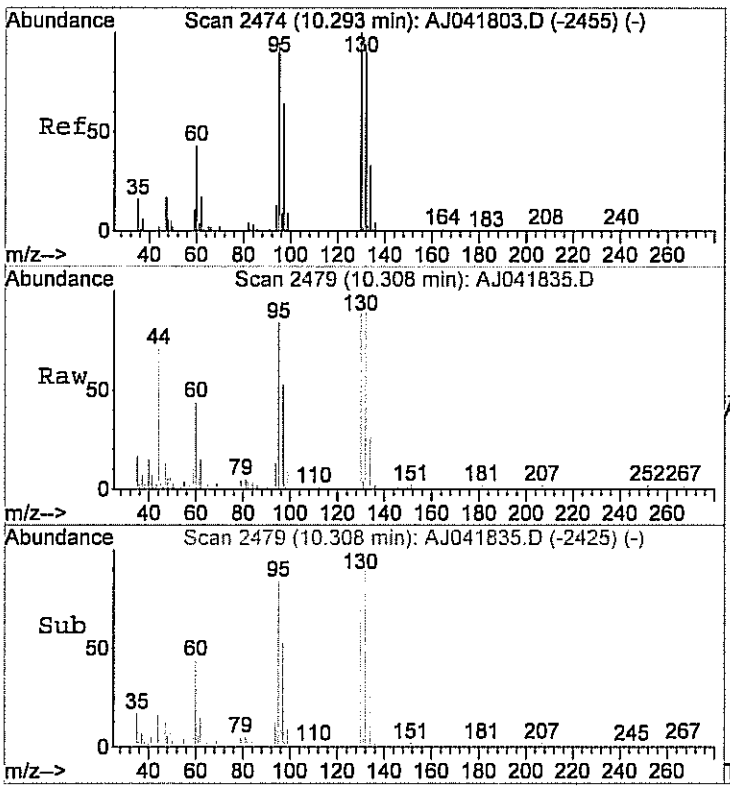

#41
Trichloroethene
Concen: 0.60 ppb
RT: 10.31 min Scan# 2479
Delta R.T. 0.01 min
Lab File: AJ041835.D
Acq: 19 Apr 2012 4:13 am

Tgt Ion:130 Resp: 23203

Ion	Ratio	Lower	Upper
130	100		
132	96.6	80.6	120.6
95	98.2	75.3	115.3

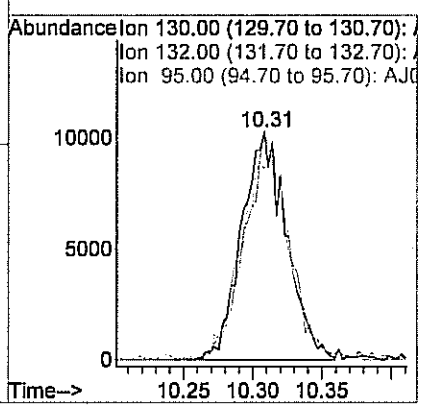

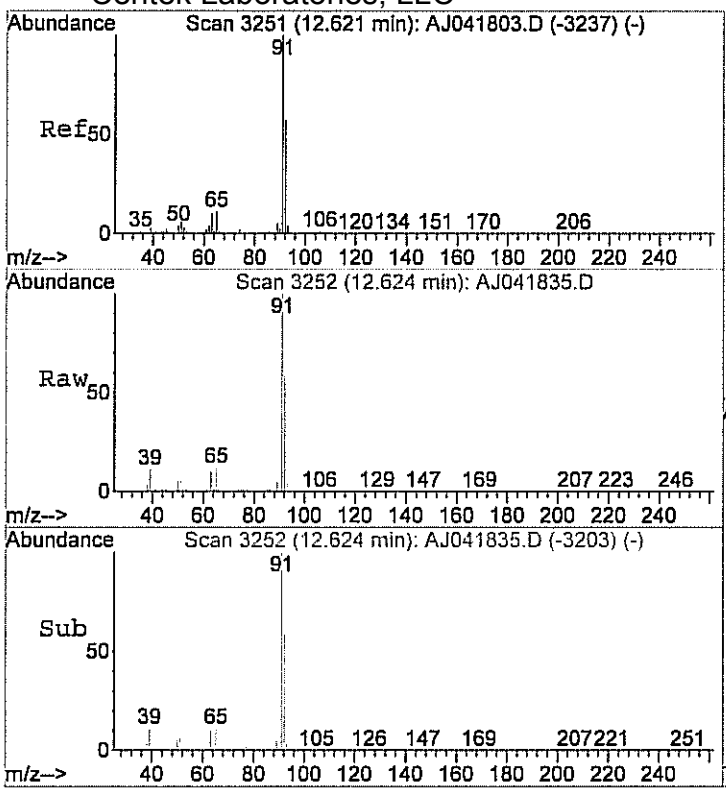

#48
Toluene
Concen: 14.74 ppb
RT: 12.62 min Scan# 3252
Delta R.T. -0.00 min
Lab File: AJ041835.D
Acq: 19 Apr 2012 4:13 am

Tgt Ion: 92 Resp: 752531

Ion	Ratio	Lower	Upper
92	100		
91	172.9	156.8	196.8

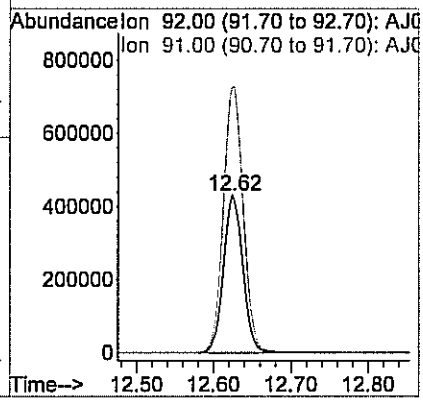

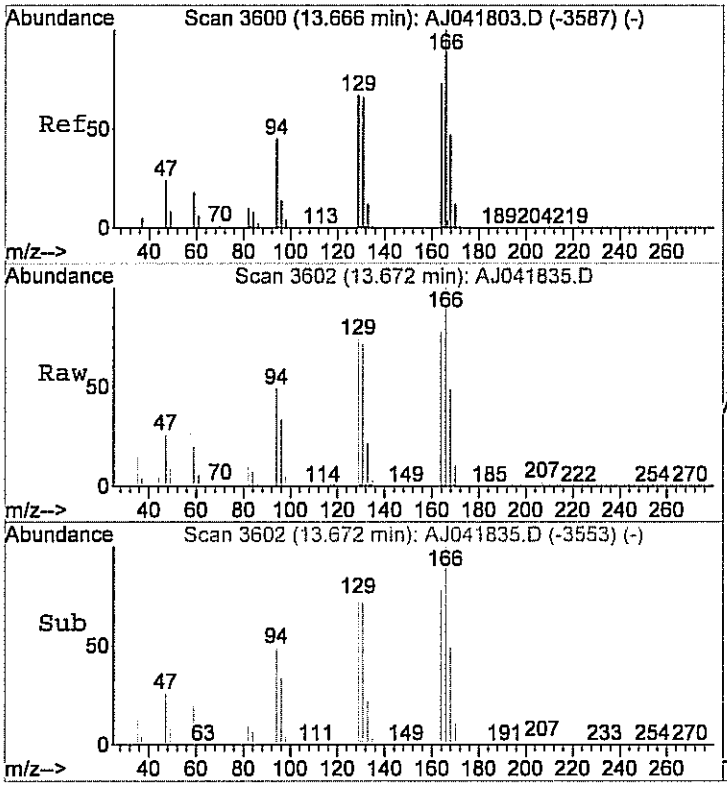

#53
Tetrachloroethylene
Concen: 3.36 ppb
RT: 13.67 min Scan# 3602
Delta R.T. -0.00 min
Lab File: AJ041835.D
Acq: 19 Apr 2012 4:13 am

Tgt Ion:164 Resp: 194381

Ion	Ratio	Lower	Upper
164	100		
166	129.2	106.3	146.3

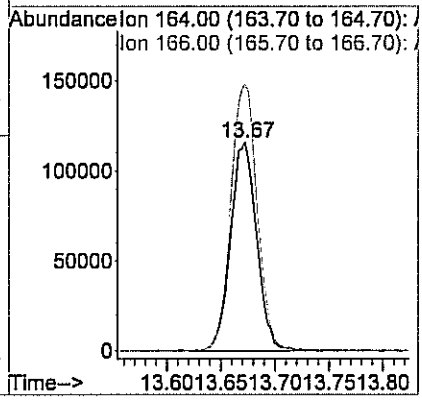

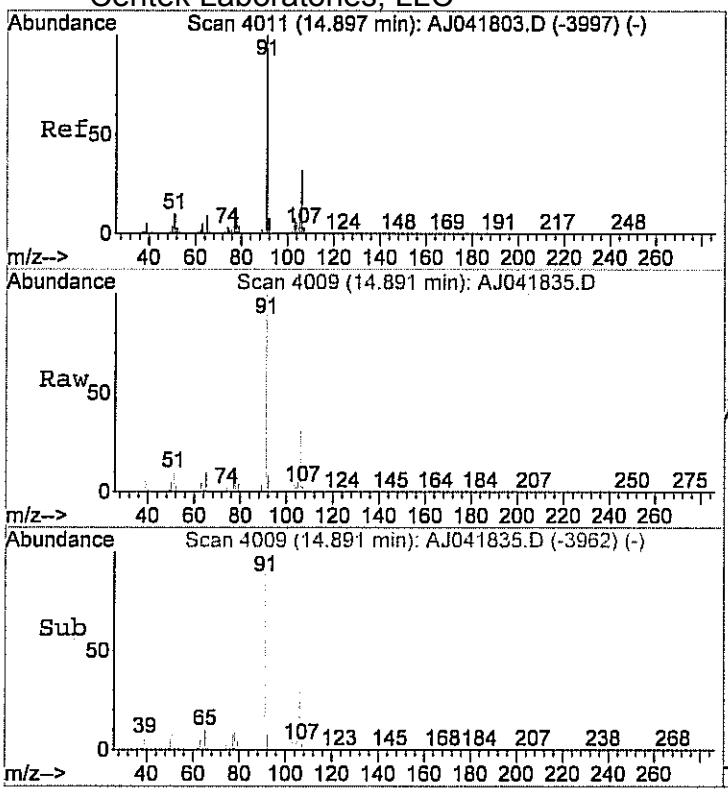

#55
Ethylbenzene
Concen: 4.86 ppb
RT: 14.89 min Scan# 4009
Delta R.T. -0.01 min
Lab File: AJ041835.D
Acq: 19 Apr 2012 4:13 am

Tgt Ion: 91 Resp: 541310

Ion	Ratio	Lower	Upper
91	100		
106	31.6	12.1	52.1

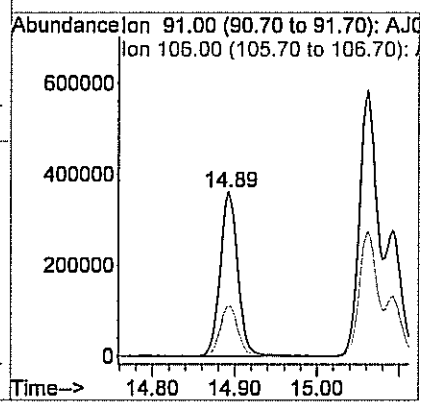

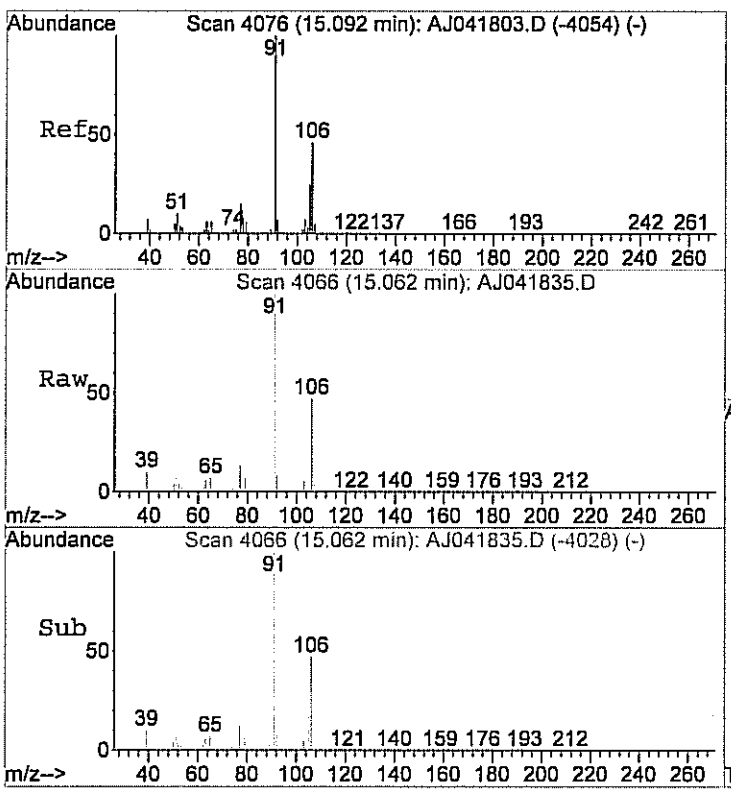

#56
m&p-xylene
Concen: 12.87 ppb
RT: 15.06 min Scan# 4066
Delta R.T. -0.04 min
Lab File: AJ041835.D
Acq: 19 Apr 2012 4:13 am

Tgt Ion: 91 Resp: 1225986

Ion	Ratio	Lower	Upper
91	100		
106	48.2	28.3	68.3

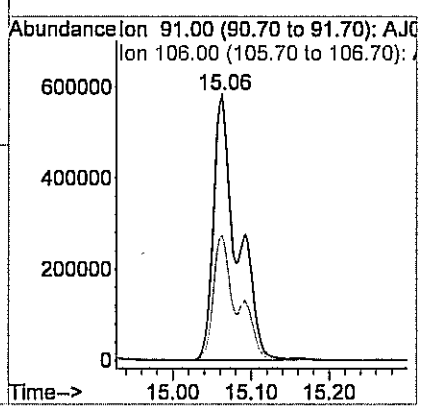

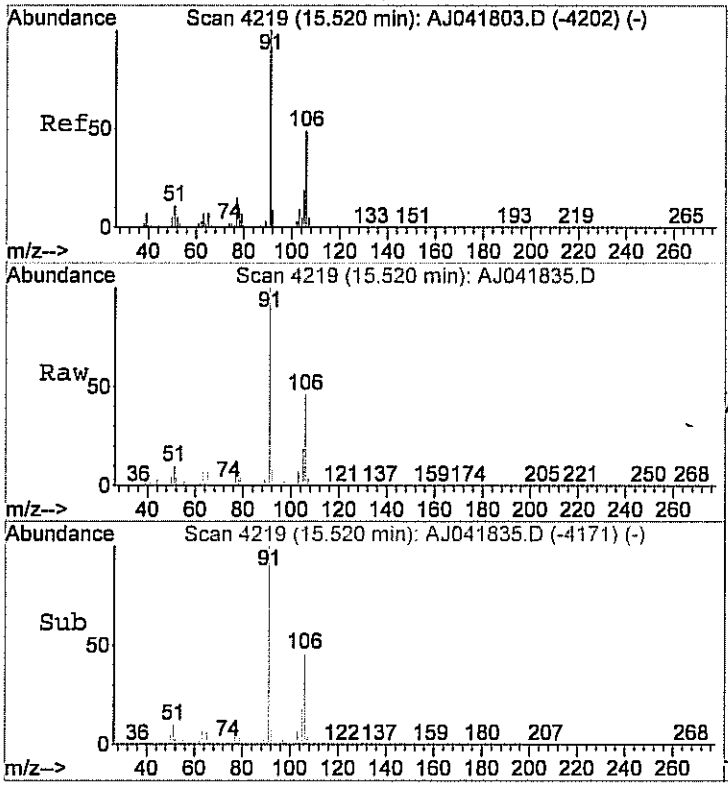

#59
o-xylene
Concen: 3.54 ppb
RT: 15.52 min Scan# 4219
Delta R.T. -0.01 min
Lab File: AJ041835.D
Acq: 19 Apr 2012 4:13 am

Tgt Ion: 91 Resp: 447326

Ion	Ratio	Lower	Upper
91	100		
106	46.6	20.3	60.3

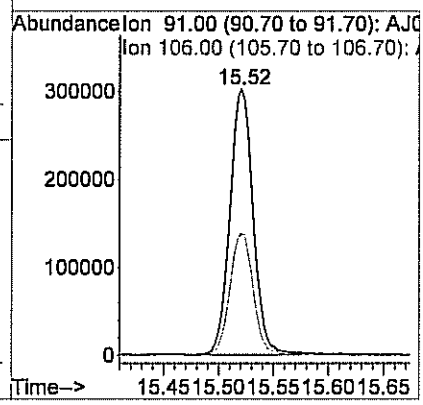

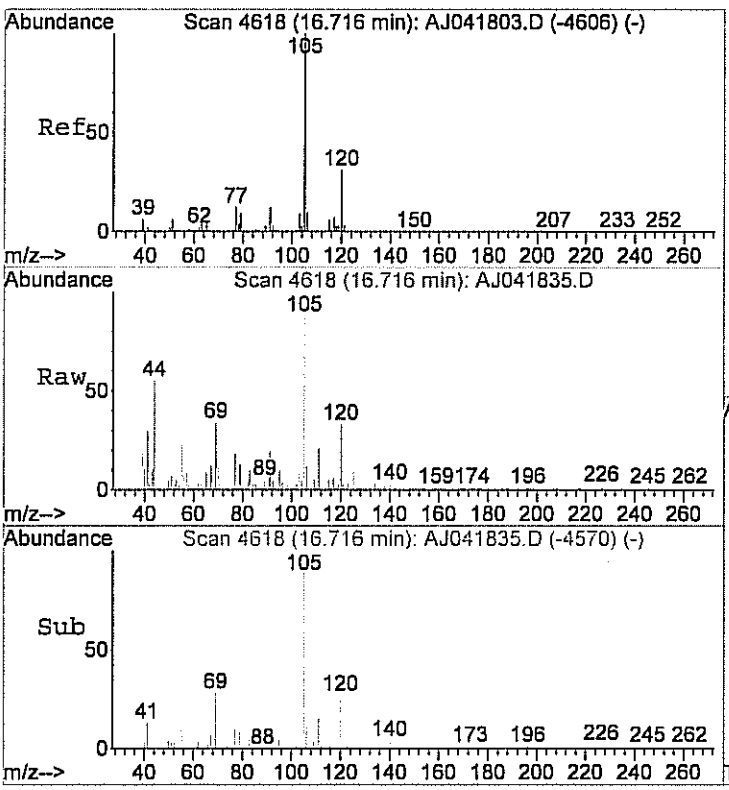

#63
4-ethyltoluene
Concen: 0.19 ppb m
RT: 16.72 min Scan# 4618
Delta R.T. -0.01 min
Lab File: AJ041835.D
Acq: 19 Apr 2012 4:13 am

Tgt Ion:105 Resp: 20936

Ion	Ratio	Lower	Upper
105	100		
120	30.2	10.7	50.7

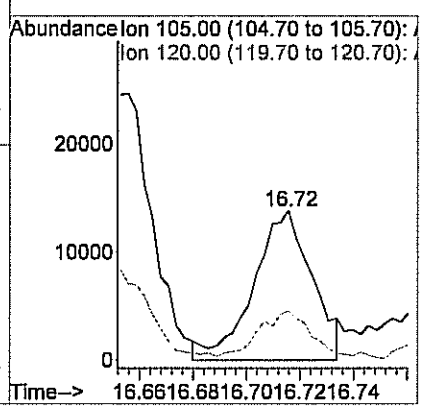

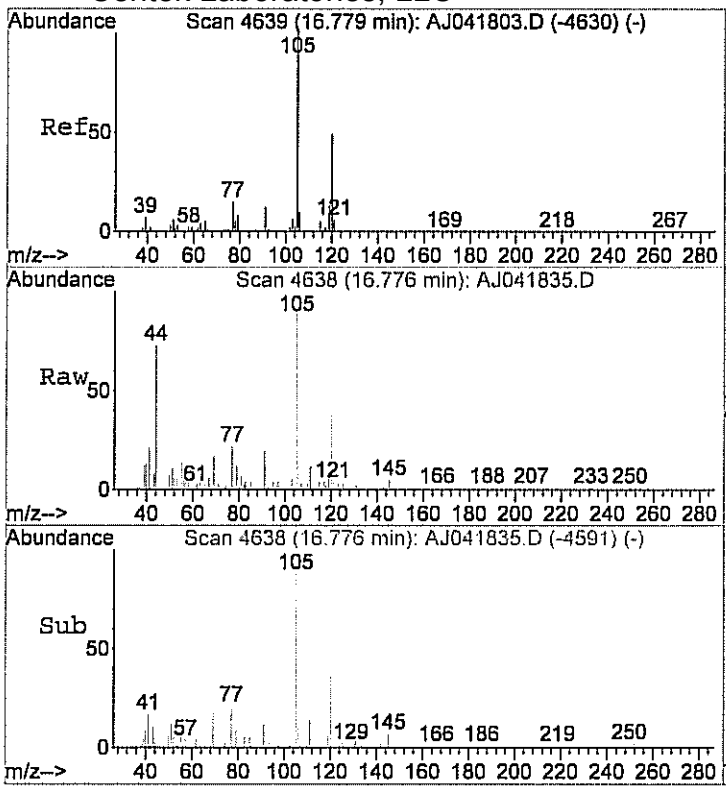

#64
1,3,5-trimethylbenzene
Concen: 0.18 ppb m
RT: 16.78 min Scan# 4638
Delta R.T. -0.01 min
Lab File: AJ041835.D
Acq: 19 Apr 2012 4:13 am

Tgt Ion:105 Resp: 22139

Ion	Ratio	Lower	Upper
105	100		
120	34.8	26.5	66.5

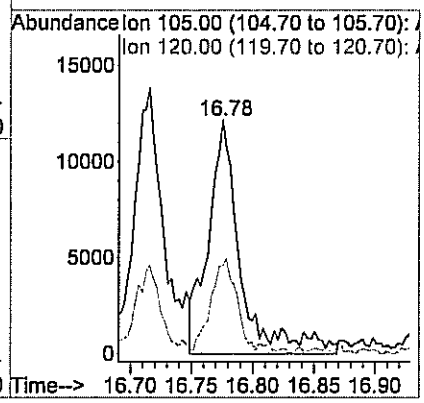

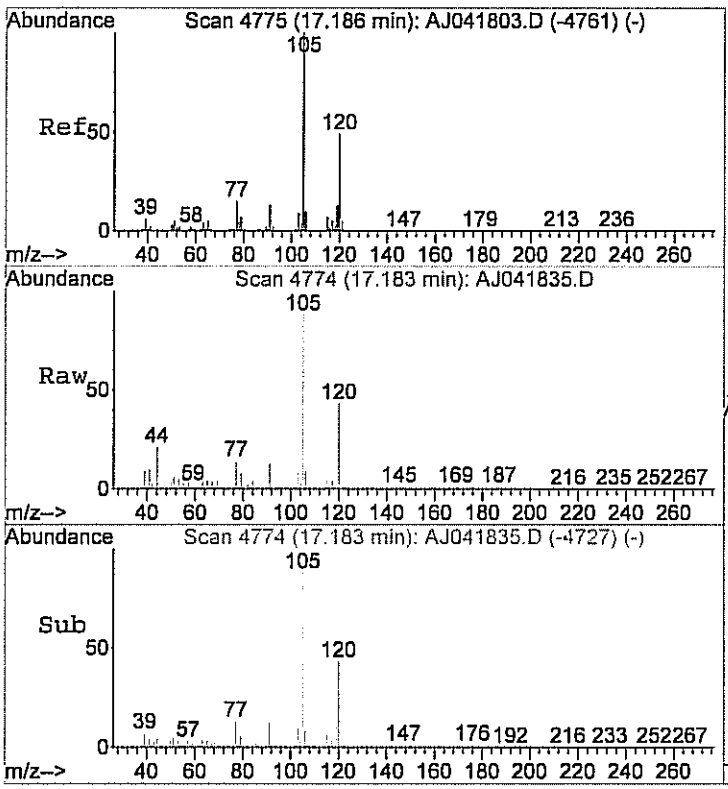

#65
1,2,4-trimethylbenzene
Concen: 0.63 ppb
RT: 17.18 min Scan# 4774
Delta R.T. -0.01 min
Lab File: AJ041835.D
Acq: 19 Apr 2012 4:13 am

Tgt Ion:105 Resp: 60502

Ion	Ratio	Lower	Upper
105	100		
120	47.6	26.8	66.8

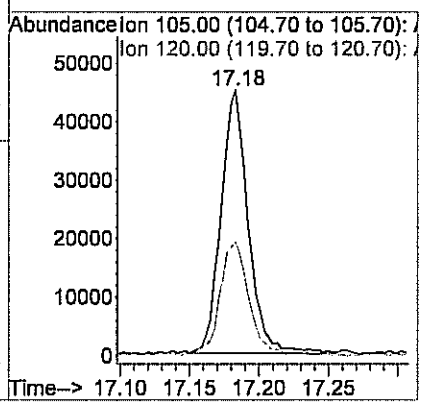

Quantitation Report (QT Reviewed)

Data File : C:\HPCHEM\1\DATA\AJ041839.D Vial: 57
Acq On : 19 Apr 2012 6:19 am Operator: RJP
Sample : C1204029-003A 20X Inst : MSD #1
Misc : A402_1UG Multiplr: 1.00
MS Integration Params: RTEINT.P
Quant Time: Apr 19 06:40:08 2012 Quant Results File: A402_1UG.RES

Quant Method : C:\HPCHEM\1\METHODS\A402_1UG.M (RTE Integrator)
Title : TO-15 VOA Standards for 5 point calibration
Last Update : Tue Apr 10 11:43:04 2012
Response via : Initial Calibration
DataAcq Meth : A402_1UG

Internal Standards	R.T.	QIon	Response	Conc	Units	Dev(Min)
1) Bromochloromethane	7.35	128	15577	1.00	ppb	0.02
32) 1,4-difluorobenzene	9.62	114	48931	1.00	ppb	0.00
47) Chlorobenzene-d5	14.58	117	35374	1.00	ppb	0.00
System Monitoring Compounds						
60) Bromofluorobenzene	16.14	95	21133	0.97	ppb	0.00
Spiked Amount 1.000	Range 70 - 130		Recovery = 97.00%			
Target Compounds						Qvalue
14) Acetone	4.23	58	27718m	2.54	ppb	
20) Carbon disulfide	5.07	76	45204	0.75	ppb	96
48) Toluene	12.62	92	29607	0.86	ppb	98
53) Tetrachloroethylene	13.67	164	12233	0.31	ppb	98
55) Ethylbenzene	14.89	91	18288	0.24	ppb	99
56) m&p-xylene	15.06	91	39258	0.61	ppb	97
59) o-xylene	15.52	91	15484	0.18	ppb	90

(#) = qualifier out of range (m) = manual integration (+) = signals summed
AJ041839.D A402_1UG.M Fri Apr 27 10:19:19 2012 MSD1 Page 1

Quantitation Report (QT Reviewed)

Data File : C:\HPCHEM\1\DATA\AJ041839.D Vial: 57
Acq On : 19 Apr 2012 6:19 am Operator: RJP
Sample : C1204029-003A 20X Inst : MSD #1
Misc : A402_1UG Multiplr: 1.00
MS Integration Params: RTEINT.P
Quant Time: Apr 20 9:49 2012 Quant Results File: A402_1UG.RES

Method : C:\HPCHEM\1\METHODS\A402_1UG.M (RTE Integrator)
Title : TO-15 VOA Standards for 5 point calibration
Last Update : Fri Apr 27 10:17:02 2012
Response via : Initial Calibration

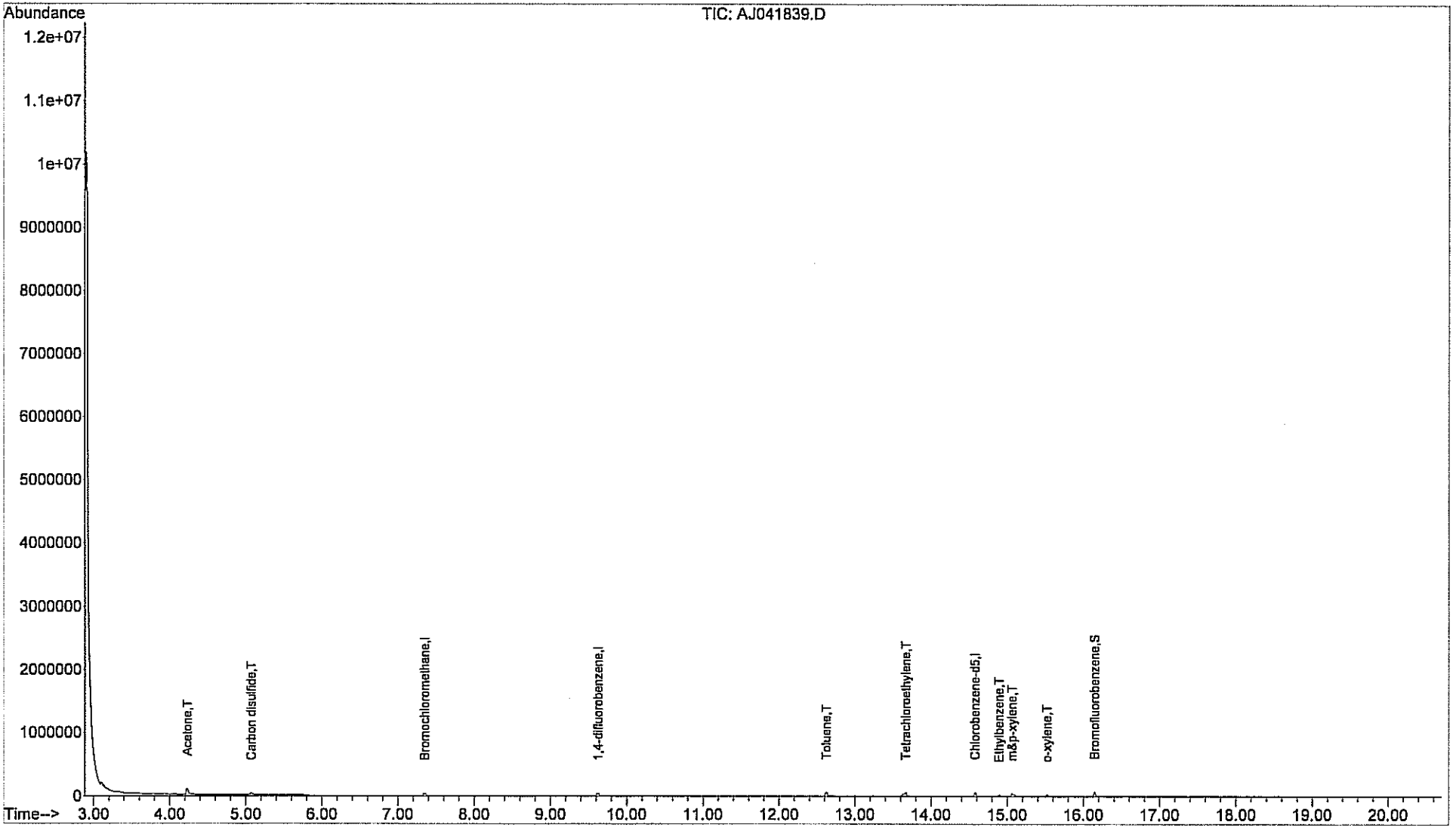

Centek Laboratories, LLC





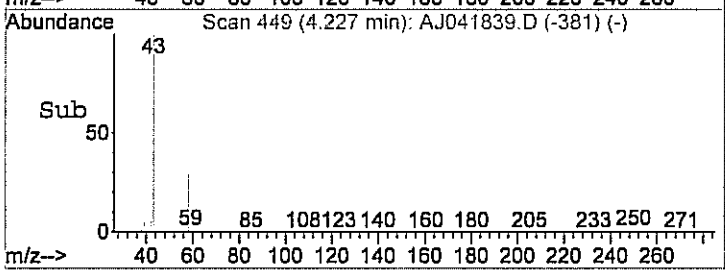

#14
Acetone
Concen: 2.54 ppb m
RT: 4.23 min Scan# 449
Delta R.T. 0.05 min
Lab File: AJ041839.D
Acq: 19 Apr 2012 6:19 am

Tgt Ion: 58 Resp: 27718

Ion	Ratio	Lower	Upper
58	100		
43	454.6	350.5	410.5#

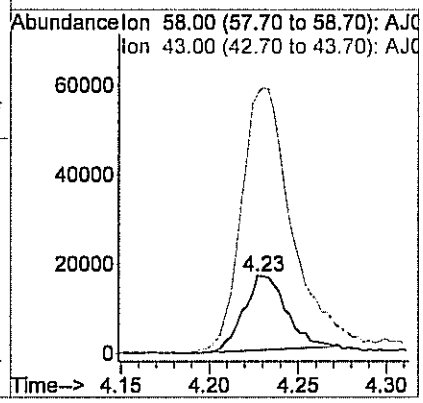

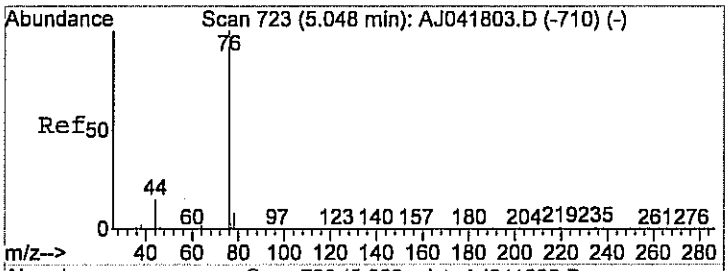

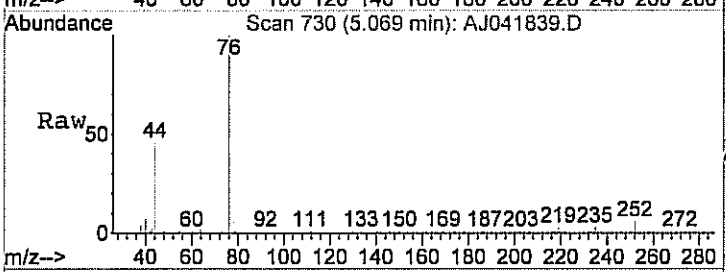

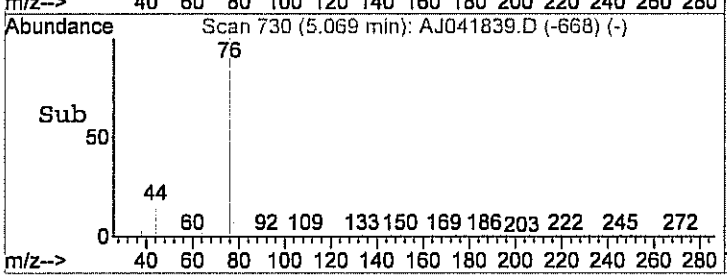

#20
Carbon disulfide
Concen: 0.75 ppb
RT: 5.07 min Scan# 730
Delta R.T. 0.04 min
Lab File: AJ041839.D
Acq: 19 Apr 2012 6:19 am

Tgt Ion: 76 Resp: 45204

Ion	Ratio	Lower	Upper
76	100		
78	8.6	0.0	29.9

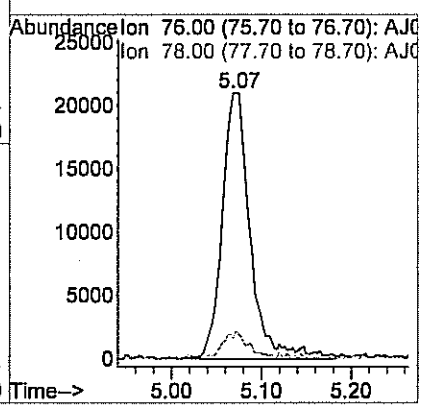

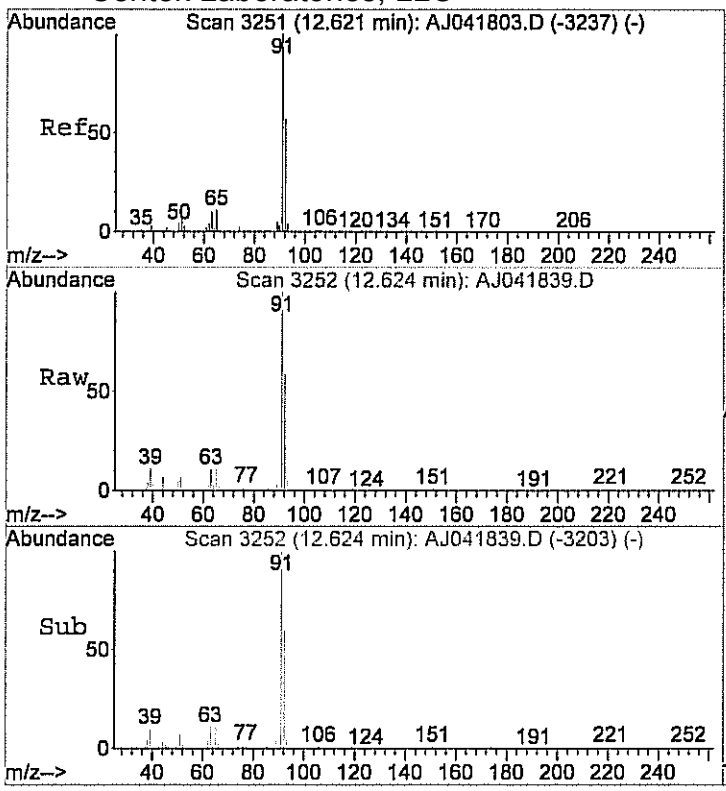

#48
Toluene
Concen: 0.86 ppb
RT: 12.62 min Scan# 3252
Delta R.T. -0.00 min
Lab File: AJ041839.D
Acq: 19 Apr 2012 6:19 am

Tgt Ion: 92 Resp: 29607

Ion	Ratio	Lower	Upper
92	100		
91	179.2	156.8	196.8

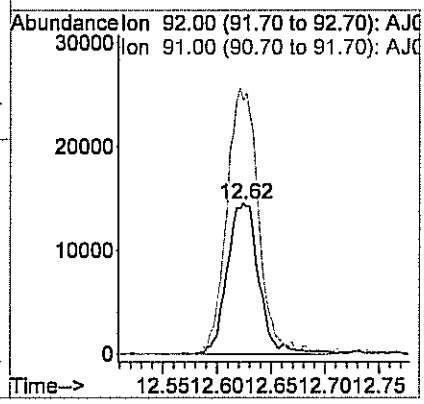

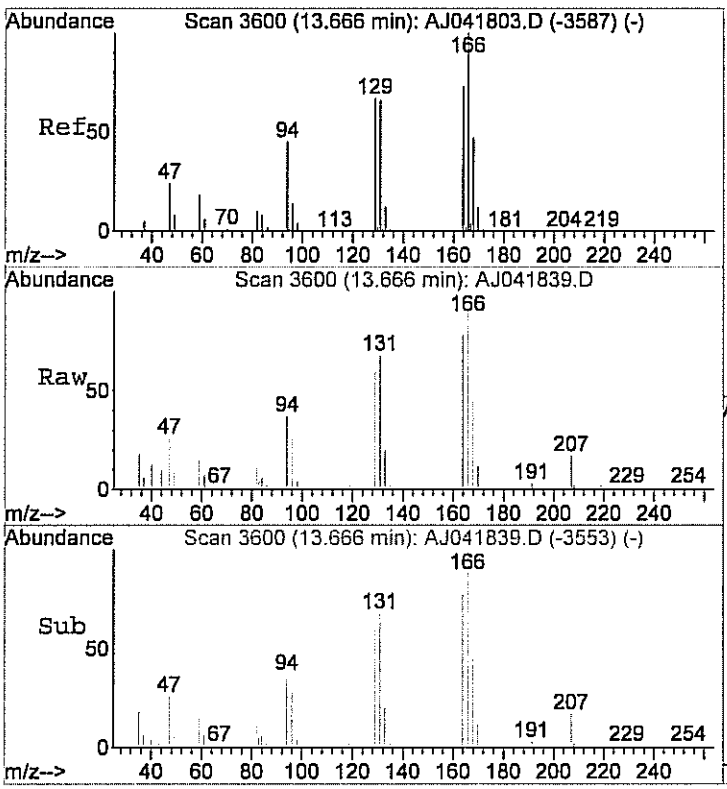

#53
Tetrachloroethylene
Concen: 0.31 ppb
RT: 13.67 min Scan# 3600
Delta R.T. -0.01 min
Lab File: AJ041839.D
Acq: 19 Apr 2012 6:19 am

Tgt Ion:164 Resp: 12233

Ion	Ratio	Lower	Upper
164	100		
166	124.0	106.3	146.3

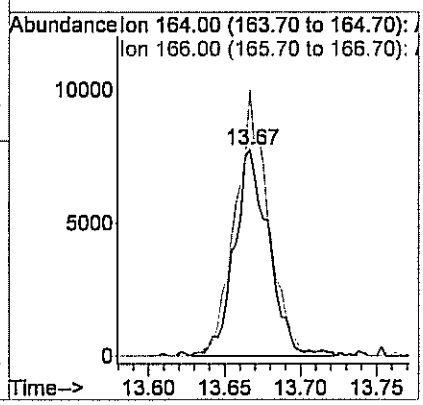

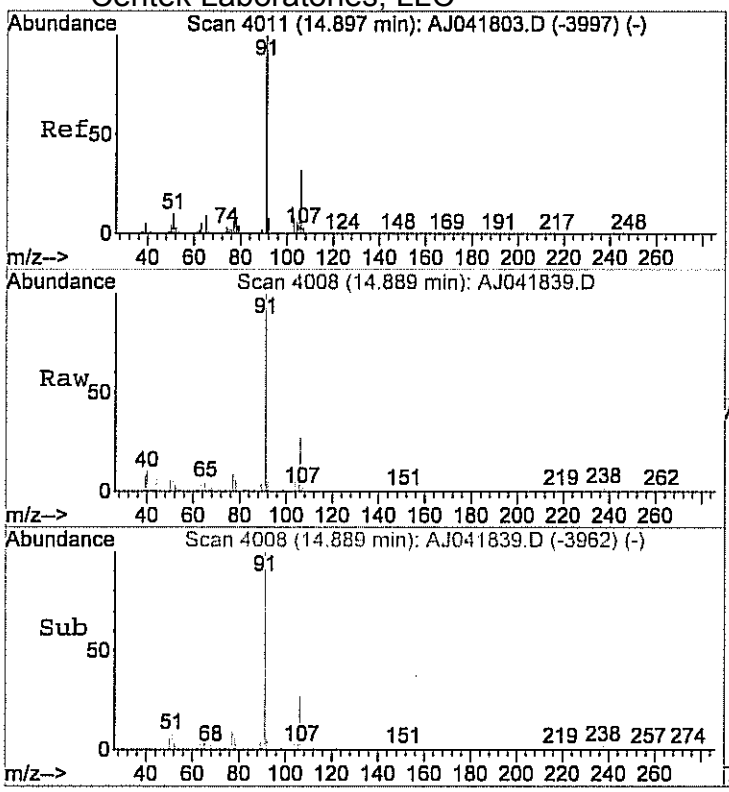

#55
Ethylbenzene
Concen: 0.24 ppb
RT: 14.89 min Scan# 4008
Delta R.T. -0.01 min
Lab File: AJ041839.D
Acq: 19 Apr 2012 6:19 am

Tgt Ion: 91 Resp: 18288

Ion	Ratio	Lower	Upper
91	100		
106	31.4	12.1	52.1

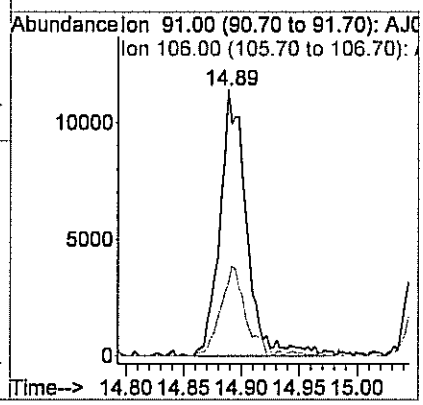

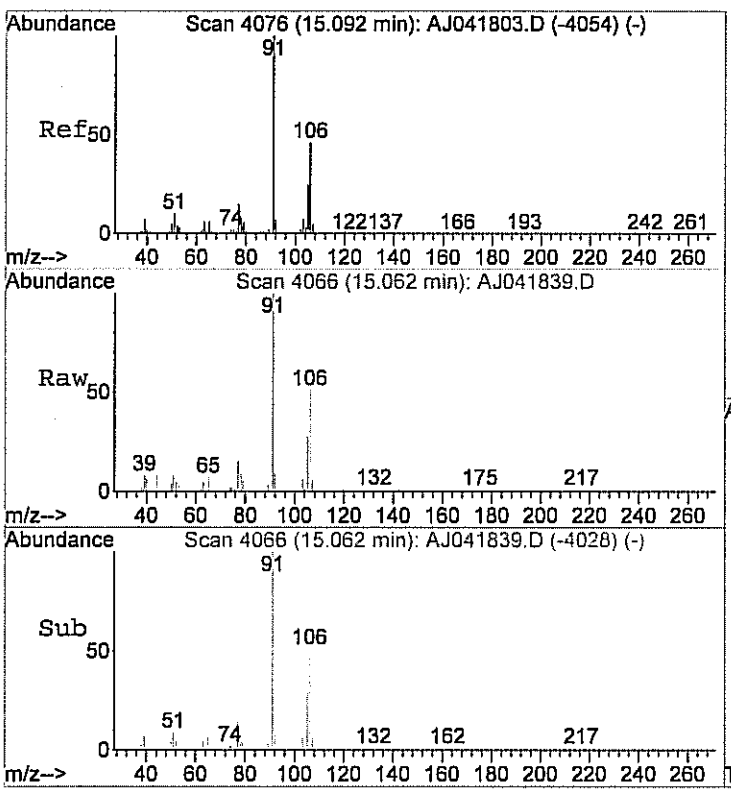

#56
m&p-xylene
Concen: 0.61 ppb
RT: 15.06 min Scan# 4066
Delta R.T. -0.04 min
Lab File: AJ041839.D
Acq: 19 Apr 2012 6:19 am

Tgt Ion: 91 Resp: 39258

Ion	Ratio	Lower	Upper
91	100		
106	50.3	28.3	68.3

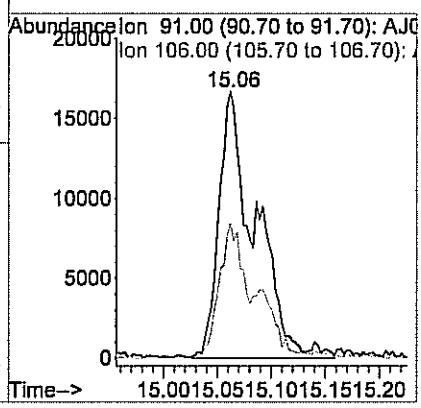

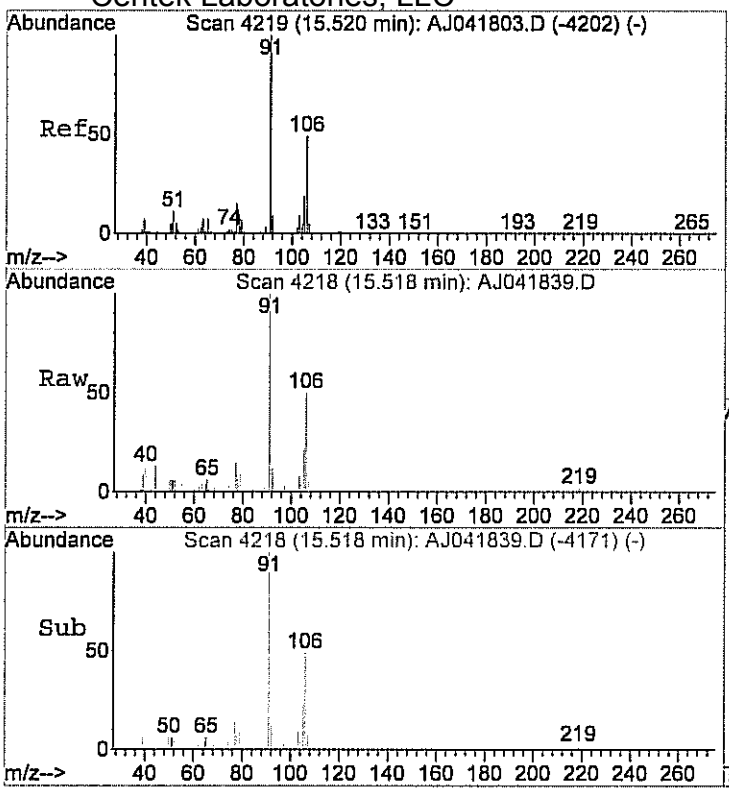

#59
o-xylene
Concen: 0.18 ppb
RT: 15.52 min Scan# 4218
Delta R.T. -0.01 min
Lab File: AJ041839.D
Acq: 19 Apr 2012 6:19 am

Tgt Ion: 91 Resp: 15484

Ion	Ratio	Lower	Upper
91	100		
106	46.4	20.3	60.3

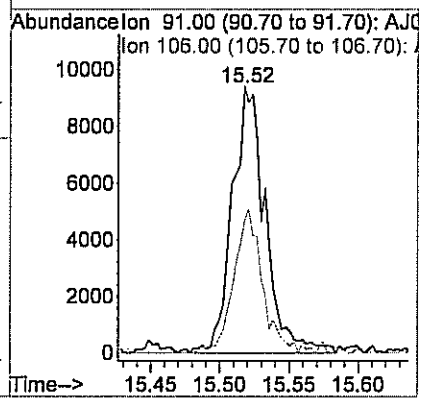

Centek Laboratories, LLC

Date: *27-Apr-12*

CLIENT:	Arcadis	**Client Sample ID:**	WL-VP-4
Lab Order:	C1204029	**Tag Number:**	544,155
Project:	LMC Corp Utica	**Collection Date:**	4/13/2012
Lab ID:	C1204029-004A	**Matrix:**	AIR

Analyses	Result	**Limit	Qual	Units	DF	Date Analyzed
FIELD PARAMETERS		FLD				Analyst:
Lab Vacuum In	-3			"Hg		4/13/2012
Lab Vacuum Out	-30			"Hg		4/13/2012
1UG/M3 BY METHOD TO15		TO-15				Analyst: RJP
1,1,1-Trichloroethane	< 0.15	0.15		ppbV	1	4/19/2012 4:45:00 AM
1,1,2,2-Tetrachloroethane	< 0.15	0.15		ppbV	1	4/19/2012 4:45:00 AM
1,1,2-Trichloroethane	< 0.15	0.15		ppbV	1	4/19/2012 4:45:00 AM
1,1-Dichloroethane	< 0.15	0.15		ppbV	1	4/19/2012 4:45:00 AM
1,1-Dichloroethene	< 0.15	0.15		ppbV	1	4/19/2012 4:45:00 AM
1,2,4-Trichlorobenzene	< 0.15	0.15		ppbV	1	4/19/2012 4:45:00 AM
1,2,4-Trimethylbenzene	0.95	0.15		ppbV	1	4/19/2012 4:45:00 AM
1,2-Dibromoethane	< 0.15	0.15		ppbV	1	4/19/2012 4:45:00 AM
1,2-Dichlorobenzene	< 0.15	0.15		ppbV	1	4/19/2012 4:45:00 AM
1,2-Dichloroethane	< 0.15	0.15		ppbV	1	4/19/2012 4:45:00 AM
1,2-Dichloropropane	< 0.15	0.15		ppbV	1	4/19/2012 4:45:00 AM
1,3,5-Trimethylbenzene	0.22	0.15		ppbV	1	4/19/2012 4:45:00 AM
1,3-butadiene	< 0.15	0.15		ppbV	1	4/19/2012 4:45:00 AM
1,3-Dichlorobenzene	< 0.15	0.15		ppbV	1	4/19/2012 4:45:00 AM
1,4-Dichlorobenzene	< 0.15	0.15		ppbV	1	4/19/2012 4:45:00 AM
1,4-Dioxane	< 0.30	0.30		ppbV	1	4/19/2012 4:45:00 AM
2,2,4-trimethylpentane	< 0.15	0.15		ppbV	1	4/19/2012 4:45:00 AM
4-ethyltoluene	0.36	0.15		ppbV	1	4/19/2012 4:45:00 AM
Acetone	51	6.0		ppbV	20	4/19/2012 6:50:00 AM
Allyl chloride	< 0.15	0.15		ppbV	1	4/19/2012 4:45:00 AM
Benzene	0.63	0.15		ppbV	1	4/19/2012 4:45:00 AM
Benzyl chloride	< 0.15	0.15		ppbV	1	4/19/2012 4:45:00 AM
Bromodichloromethane	< 0.15	0.15		ppbV	1	4/19/2012 4:45:00 AM
Bromoform	< 0.15	0.15		ppbV	1	4/19/2012 4:45:00 AM
Bromomethane	< 0.15	0.15		ppbV	1	4/19/2012 4:45:00 AM
Carbon disulfide	3.4	3.0		ppbV	20	4/19/2012 6:50:00 AM
Carbon tetrachloride	< 0.15	0.15		ppbV	1	4/19/2012 4:45:00 AM
Chlorobenzene	< 0.15	0.15		ppbV	1	4/19/2012 4:45:00 AM
Chloroethane	< 0.15	0.15		ppbV	1	4/19/2012 4:45:00 AM
Chloroform	< 0.15	0.15		ppbV	1	4/19/2012 4:45:00 AM
Chloromethane	< 0.15	0.15		ppbV	1	4/19/2012 4:45:00 AM
cis-1,2-Dichloroethene	< 0.15	0.15		ppbV	1	4/19/2012 4:45:00 AM
cis-1,3-Dichloropropene	< 0.15	0.15		ppbV	1	4/19/2012 4:45:00 AM
Cyclohexane	< 0.15	0.15		ppbV	1	4/19/2012 4:45:00 AM
Dibromochloromethane	< 0.15	0.15		ppbV	1	4/19/2012 4:45:00 AM
Ethyl acetate	< 0.25	0.25		ppbV	1	4/19/2012 4:45:00 AM

Qualifiers:

**	Reporting Limit	.	Results reported are not blank corrected
B	Analyte detected in the associated Method Blank	E	Value above quantitation range
H	Holding times for preparation or analysis exceeded	J	Analyte detected at or below quantitation limits
JN	Non-routine analyte. Quantitation estimated.	ND	Not Detected at the Reporting Limit
S	Spike Recovery outside accepted recovery limits		

Centek Laboratories, LLC

Date: *27-Apr-12*

CLIENT:	Arcadis	**Client Sample ID:**	WL-VP-4
Lab Order:	C1204029	**Tag Number:**	544,155
Project:	LMC Corp Utica	**Collection Date:**	4/13/2012
Lab ID:	C1204029-004A	**Matrix:**	AIR

Analyses	Result	**Limit	Qual	Units	DF	Date Analyzed
1UG/M3 BY METHOD TO15		**TO-15**				Analyst: RJP
Ethylbenzene	2.2	3.0	J	ppbV	20	4/19/2012 6:50:00 AM
Freon 11	0.23	0.15		ppbV	1	4/19/2012 4:45:00 AM
Freon 113	0.14	0.15	J	ppbV	1	4/19/2012 4:45:00 AM
Freon 114	< 0.15	0.15		ppbV	1	4/19/2012 4:45:00 AM
Freon 12	0.69	0.15		ppbV	1	4/19/2012 4:45:00 AM
Heptane	0.57	0.15		ppbV	1	4/19/2012 4:45:00 AM
Hexachloro-1,3-butadiene	< 0.15	0.15		ppbV	1	4/19/2012 4:45:00 AM
Hexane	< 0.15	0.15		ppbV	1	4/19/2012 4:45:00 AM
Isopropyl alcohol	8.0	3.0		ppbV	20	4/19/2012 6:50:00 AM
m&p-Xylene	5.6	6.0	J	ppbV	20	4/19/2012 6:50:00 AM
Methyl Butyl Ketone	< 0.30	0.30		ppbV	1	4/19/2012 4:45:00 AM
Methyl Ethyl Ketone	< 0.30	0.30		ppbV	1	4/19/2012 4:45:00 AM
Methyl Isobutyl Ketone	< 0.30	0.30		ppbV	1	4/19/2012 4:45:00 AM
Methyl tert-butyl ether	< 0.15	0.15		ppbV	1	4/19/2012 4:45:00 AM
Methylene chloride	1.0	0.15		ppbV	1	4/19/2012 4:45:00 AM
o-Xylene	4.5	0.15		ppbV	1	4/19/2012 4:45:00 AM
Propylene	< 0.15	0.15		ppbV	1	4/19/2012 4:45:00 AM
Styrene	< 0.15	0.15		ppbV	1	4/19/2012 4:45:00 AM
Tetrachloroethylene	1.8	0.15		ppbV	1	4/19/2012 4:45:00 AM
Tetrahydrofuran	< 0.15	0.15		ppbV	1	4/19/2012 4:45:00 AM
Toluene	4.2	3.0		ppbV	20	4/19/2012 6:50:00 AM
trans-1,2-Dichloroethene	< 0.15	0.15		ppbV	1	4/19/2012 4:45:00 AM
trans-1,3-Dichloropropene	< 0.15	0.15		ppbV	1	4/19/2012 4:45:00 AM
Trichloroethene	0.45	0.15		ppbV	1	4/19/2012 4:45:00 AM
Vinyl acetate	< 0.15	0.15		ppbV	1	4/19/2012 4:45:00 AM
Vinyl Bromide	< 0.15	0.15		ppbV	1	4/19/2012 4:45:00 AM
Vinyl chloride	< 0.15	0.15		ppbV	1	4/19/2012 4:45:00 AM
Surr: Bromofluorobenzene	128	70-130		%REC	1	4/19/2012 4:45:00 AM

Qualifiers:	**	Reporting Limit	.	Results reported are not blank corrected
	B	Analyte detected in the associated Method Blank	E	Value above quantitation range
	H	Holding times for preparation or analysis exceeded	J	Analyte detected at or below quantitation limits
	JN	Non-routine analyte. Quantitation estimated.	ND	Not Detected at the Reporting Limit
	S	Spike Recovery outside accepted recovery limits		

Centek Laboratories, LLC

Date: *27-Apr-12*

CLIENT:	Arcadis	**Client Sample ID:**	WL-VP-4
Lab Order:	C1204029	**Tag Number:**	544,155
Project:	LMC Corp Utica	**Collection Date:**	4/13/2012
Lab ID:	C1204029-004A	**Matrix:**	AIR

Analyses	Result	**Limit	Qual	Units	DF	Date Analyzed
1UG/M3 BY METHOD TO15		**TO-15**				Analyst: RJP
1,1,1-Trichloroethane	< 0.83	0.83		ug/m3	1	4/19/2012 4:45:00 AM
1,1,2,2-Tetrachloroethane	< 1.0	1.0		ug/m3	1	4/19/2012 4:45:00 AM
1,1,2-Trichloroethane	< 0.83	0.83		ug/m3	1	4/19/2012 4:45:00 AM
1,1-Dichloroethane	< 0.62	0.62		ug/m3	1	4/19/2012 4:45:00 AM
1,1-Dichloroethene	< 0.60	0.60		ug/m3	1	4/19/2012 4:45:00 AM
1,2,4-Trichlorobenzene	< 1.1	1.1		ug/m3	1	4/19/2012 4:45:00 AM
1,2,4-Trimethylbenzene	4.7	0.75		ug/m3	1	4/19/2012 4:45:00 AM
1,2-Dibromoethane	< 1.2	1.2		ug/m3	1	4/19/2012 4:45:00 AM
1,2-Dichlorobenzene	< 0.92	0.92		ug/m3	1	4/19/2012 4:45:00 AM
1,2-Dichloroethane	< 0.62	0.62		ug/m3	1	4/19/2012 4:45:00 AM
1,2-Dichloropropane	< 0.70	0.70		ug/m3	1	4/19/2012 4:45:00 AM
1,3,5-Trimethylbenzene	1.1	0.75		ug/m3	1	4/19/2012 4:45:00 AM
1,3-butadiene	< 0.34	0.34		ug/m3	1	4/19/2012 4:45:00 AM
1,3-Dichlorobenzene	< 0.92	0.92		ug/m3	1	4/19/2012 4:45:00 AM
1,4-Dichlorobenzene	< 0.92	0.92		ug/m3	1	4/19/2012 4:45:00 AM
1,4-Dioxane	< 1.1	1.1		ug/m3	1	4/19/2012 4:45:00 AM
2,2,4-trimethylpentane	< 0.71	0.71		ug/m3	1	4/19/2012 4:45:00 AM
4-ethyltoluene	1.8	0.75		ug/m3	1	4/19/2012 4:45:00 AM
Acetone	120	14		ug/m3	20	4/19/2012 6:50:00 AM
Allyl chloride	< 0.48	0.48		ug/m3	1	4/19/2012 4:45:00 AM
Benzene	2.0	0.49		ug/m3	1	4/19/2012 4:45:00 AM
Benzyl chloride	< 0.88	0.88		ug/m3	1	4/19/2012 4:45:00 AM
Bromodichloromethane	< 1.0	1.0		ug/m3	1	4/19/2012 4:45:00 AM
Bromoform	< 1.6	1.6		ug/m3	1	4/19/2012 4:45:00 AM
Bromomethane	< 0.59	0.59		ug/m3	1	4/19/2012 4:45:00 AM
Carbon disulfide	11	9.5		ug/m3	20	4/19/2012 6:50:00 AM
Carbon tetrachloride	< 0.96	0.96		ug/m3	1	4/19/2012 4:45:00 AM
Chlorobenzene	< 0.70	0.70		ug/m3	1	4/19/2012 4:45:00 AM
Chloroethane	< 0.40	0.40		ug/m3	1	4/19/2012 4:45:00 AM
Chloroform	< 0.74	0.74		ug/m3	1	4/19/2012 4:45:00 AM
Chloromethane	< 0.31	0.31		ug/m3	1	4/19/2012 4:45:00 AM
cis-1,2-Dichloroethene	< 0.60	0.60		ug/m3	1	4/19/2012 4:45:00 AM
cis-1,3-Dichloropropene	< 0.69	0.69		ug/m3	1	4/19/2012 4:45:00 AM
Cyclohexane	< 0.52	0.52		ug/m3	1	4/19/2012 4:45:00 AM
Dibromochloromethane	< 1.3	1.3		ug/m3	1	4/19/2012 4:45:00 AM
Ethyl acetate	< 0.92	0.92		ug/m3	1	4/19/2012 4:45:00 AM
Ethylbenzene	9.7	13	J	ug/m3	20	4/19/2012 6:50:00 AM
Freon 11	1.3	0.86		ug/m3	1	4/19/2012 4:45:00 AM
Freon 113	1.1	1.2	J	ug/m3	1	4/19/2012 4:45:00 AM
Freon 114	< 1.1	1.1		ug/m3	1	4/19/2012 4:45:00 AM

Qualifiers:

**	Reporting Limit	.	Results reported are not blank corrected
B	Analyte detected in the associated Method Blank	E	Value above quantitation range
H	Holding times for preparation or analysis exceeded	J	Analyte detected at or below quantitation limits
JN	Non-routine analyte. Quantitation estimated.	ND	Not Detected at the Reporting Limit
S	Spike Recovery outside accepted recovery limits		

Centek Laboratories, LLC

Date: *27-Apr-12*

CLIENT:	Arcadis	**Client Sample ID:**	WL-VP-4
Lab Order:	C1204029	**Tag Number:**	544,155
Project:	LMC Corp Utica	**Collection Date:**	4/13/2012
Lab ID:	C1204029-004A	**Matrix:**	AIR

Analyses	Result	**Limit	Qual	Units	DF	Date Analyzed
1UG/M3 BY METHOD TO15		TO-15				Analyst: RJP
Freon 12	3.5	0.75		ug/m3	1	4/19/2012 4:45:00 AM
Heptane	2.4	0.62		ug/m3	1	4/19/2012 4:45:00 AM
Hexachloro-1,3-butadiene	< 1.6	1.6		ug/m3	1	4/19/2012 4:45:00 AM
Hexane	< 0.54	0.54		ug/m3	1	4/19/2012 4:45:00 AM
Isopropyl alcohol	20	7.5		ug/m3	20	4/19/2012 6:50:00 AM
m&p-Xylene	25	26	J	ug/m3	20	4/19/2012 6:50:00 AM
Methyl Butyl Ketone	< 1.2	1.2		ug/m3	1	4/19/2012 4:45:00 AM
Methyl Ethyl Ketone	< 0.90	0.90		ug/m3	1	4/19/2012 4:45:00 AM
Methyl Isobutyl Ketone	< 1.2	1.2		ug/m3	1	4/19/2012 4:45:00 AM
Methyl tert-butyl ether	< 0.55	0.55		ug/m3	1	4/19/2012 4:45:00 AM
Methylene chloride	3.7	0.53		ug/m3	1	4/19/2012 4:45:00 AM
o-Xylene	20	0.66		ug/m3	1	4/19/2012 4:45:00 AM
Propylene	< 0.26	0.26		ug/m3	1	4/19/2012 4:45:00 AM
Styrene	< 0.65	0.65		ug/m3	1	4/19/2012 4:45:00 AM
Tetrachloroethylene	12	1.0		ug/m3	1	4/19/2012 4:45:00 AM
Tetrahydrofuran	< 0.45	0.45		ug/m3	1	4/19/2012 4:45:00 AM
Toluene	16	11		ug/m3	20	4/19/2012 6:50:00 AM
trans-1,2-Dichloroethene	< 0.60	0.60		ug/m3	1	4/19/2012 4:45:00 AM
trans-1,3-Dichloropropene	< 0.69	0.69		ug/m3	1	4/19/2012 4:45:00 AM
Trichloroethene	2.5	0.82		ug/m3	1	4/19/2012 4:45:00 AM
Vinyl acetate	< 0.54	0.54		ug/m3	1	4/19/2012 4:45:00 AM
Vinyl Bromide	< 0.67	0.67		ug/m3	1	4/19/2012 4:45:00 AM
Vinyl chloride	< 0.39	0.39		ug/m3	1	4/19/2012 4:45:00 AM

Qualifiers:

**	Reporting Limit	.	Results reported are not blank corrected
B	Analyte detected in the associated Method Blank	E	Value above quantitation range
H	Holding times for preparation or analysis exceeded	J	Analyte detected at or below quantitation limits
JN	Non-routine analyte. Quantitation estimated.	ND	Not Detected at the Reporting Limit
S	Spike Recovery outside accepted recovery limits		

Quantitation Report (QT Reviewed)

Data File : C:\HPCHEM\1\DATA\AJ041836.D Vial: 54
Acq On : 19 Apr 2012 4:45 am Operator: RJP
Sample : C1204029-004A Inst : MSD #1
Misc : A402_1UG Multiplr: 1.00
MS Integration Params: RTEINT.P
Quant Time: Apr 19 05:06:47 2012 Quant Results File: A402_1UG.RES

Quant Method : C:\HPCHEM\1\METHODS\A402_1UG.M (RTE Integrator)
Title : TO-15 VOA Standards for 5 point calibration
Last Update : Tue Apr 10 11:43:04 2012
Response via : Initial Calibration
DataAcq Meth : A402_1UG

Internal Standards	R.T.	QIon	Response	Conc	Units		Dev(Min)
1) Bromochloromethane	7.35	128	17940	1.00	ppb		0.01
32) 1,4-difluorobenzene	9.62	114	54692	1.00	ppb		0.00
47) Chlorobenzene-d5	14.57	117	47092	1.00	ppb		0.00
System Monitoring Compounds							
60) Bromofluorobenzene	16.14	95	37092	1.28	ppb		0.00
Spiked Amount 1.000	Range 70 - 130		Recovery = 128.00%				
Target Compounds							Qvalue
3) Freon 12	3.03	85	71188	0.69	ppb		99
13) Freon 11	4.06	101	23066	0.23	ppb		99
14) Acetone	4.18	58	911199	72.40	ppb		88
15) Isopropyl alcohol	4.28	45	226014	7.78	ppb	#	100
17) Freon 113	4.77	101	9564	0.14	ppb		91
18) Methylene chloride	4.96	84	27450	1.04	ppb		96
20) Carbon disulfide	5.06	76	194511	2.81	ppb		98
36) Benzene	8.85	78	38119	0.63	ppb		100
40) Heptane	10.22	43	13140	0.57	ppb	#	63
41) Trichloroethene	10.30	130	16784	0.45	ppb		98
48) Toluene	12.62	92	324498	7.10	ppb		97
53) Tetrachloroethylene	13.67	164	90474	1.75	ppb		97
55) Ethylbenzene	14.89	91	564317	5.66	ppb		99
56) m&p-xylene	15.06	91	1376191	16.14	ppb		100
59) o-xylene	15.52	91	511264	4.53	ppb		90
63) 4-ethyltoluene	16.72	105	35120m	0.36	ppb		
64) 1,3,5-trimethylbenzene	16.78	105	23486	0.22	ppb		97
65) 1,2,4-trimethylbenzene	17.18	105	81684	0.95	ppb		98

(#) = qualifier out of range (m) = manual integration (+) = signals summed

Quantitation Report (QT Reviewed)

Data File : C:\HPCHEM\1\DATA\AJ041836.D Vial: 54
Acq On : 19 Apr 2012 4:45 am Operator: RJP
Sample : C1204029-004A Inst : MSD #1
Misc : A402_1UG Multiplr: 1.00
MS Integration Params: RTEINT.P
Quant Time: Apr 19 16:02 2012 Quant Results File: A402_1UG.RES

Method : C:\HPCHEM\1\METHODS\A402_1UG.M (RTE Integrator)
Title : TO-15 VOA Standards for 5 point calibration
Last Update : Fri Apr 27 10:17:02 2012
Response via : Initial Calibration

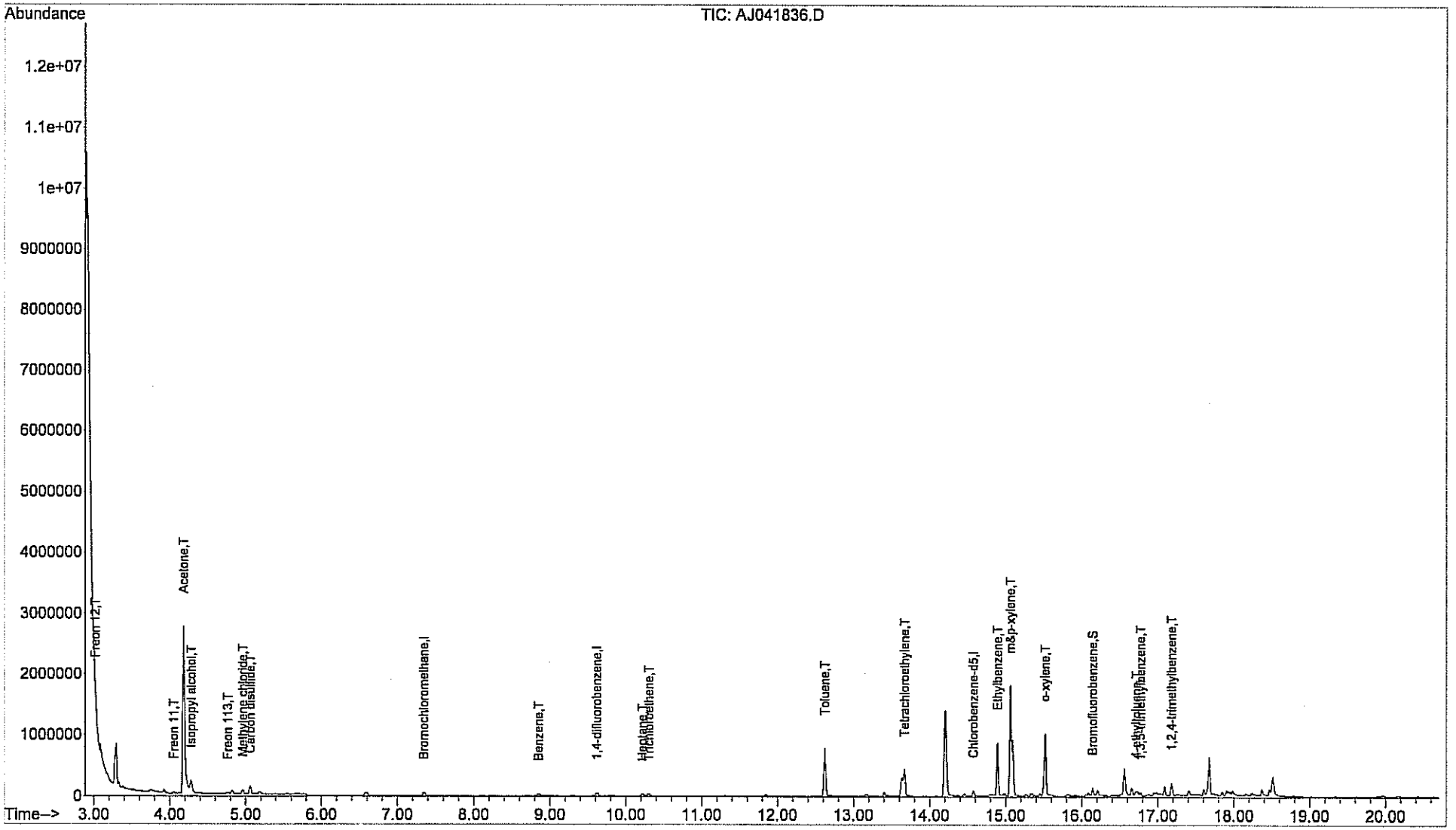

Centek Laboratories, LLC

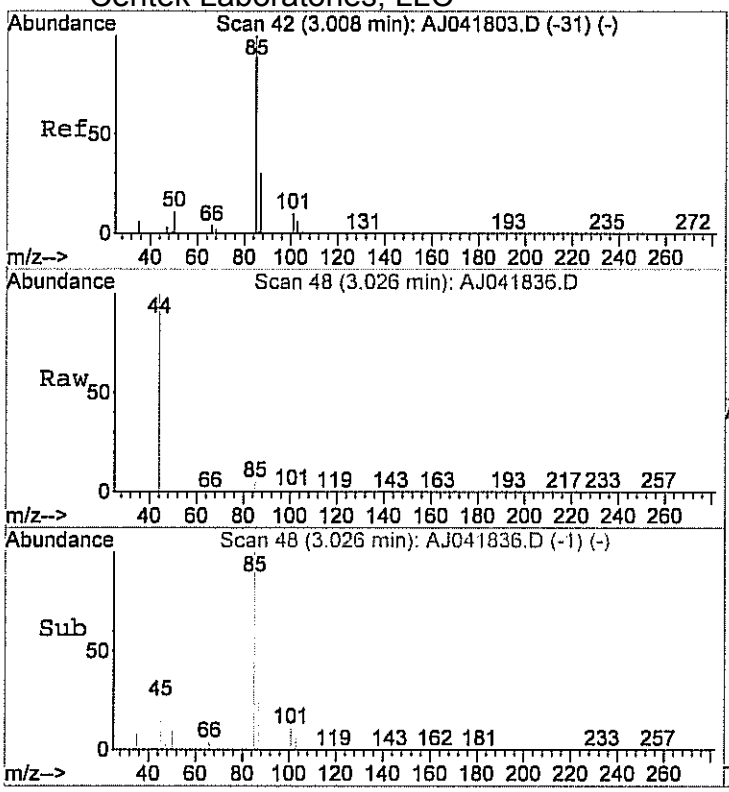

#3
Freon 12
Concen: 0.69 ppb
RT: 3.03 min Scan# 48
Delta R.T. 0.05 min
Lab File: AJ041836.D
Acq: 19 Apr 2012 4:45 am

Tgt Ion: 85 Resp: 71188

Ion	Ratio	Lower	Upper
85	100		
87	32.7	12.2	52.2

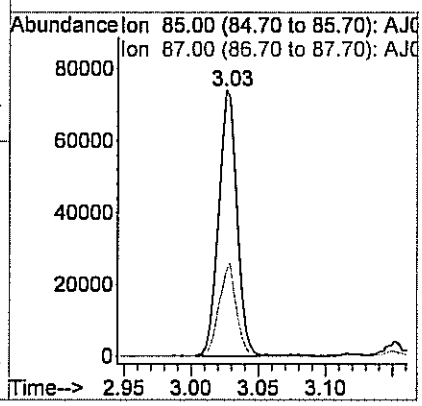

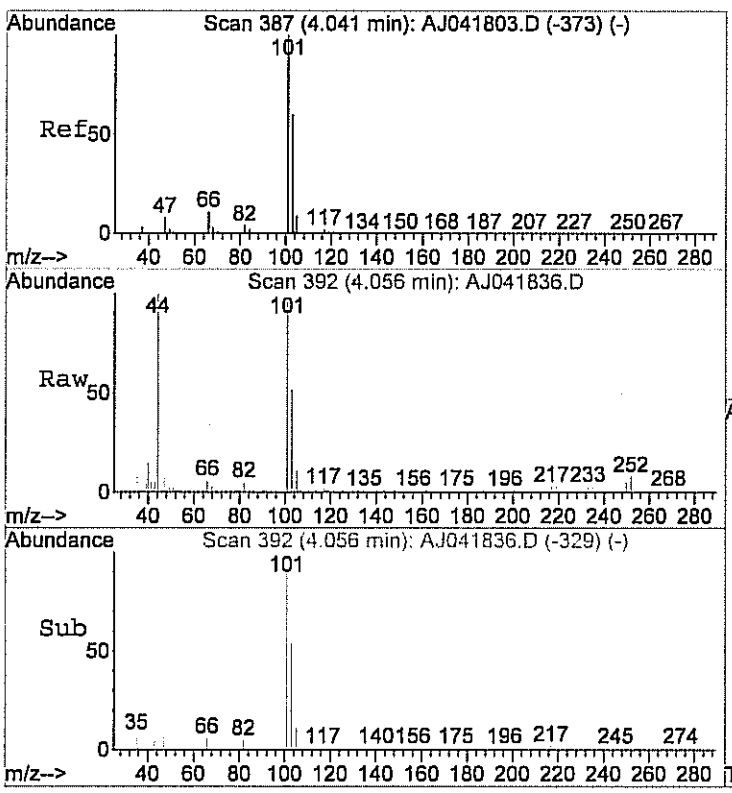

#13
Freon 11
Concen: 0.23 ppb
RT: 4.06 min Scan# 392
Delta R.T. 0.04 min
Lab File: AJ041836.D
Acq: 19 Apr 2012 4:45 am

Tgt Ion:101 Resp: 23066

Ion	Ratio	Lower	Upper
101	100		
103	66.3	45.3	85.3
105	11.0	0.0	30.6

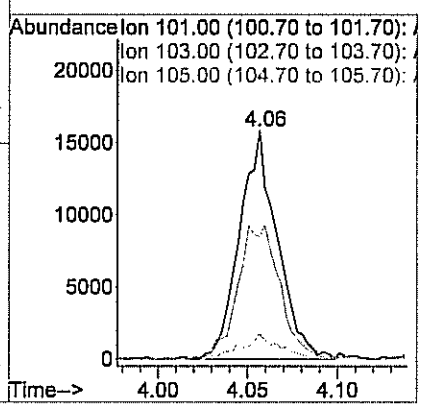

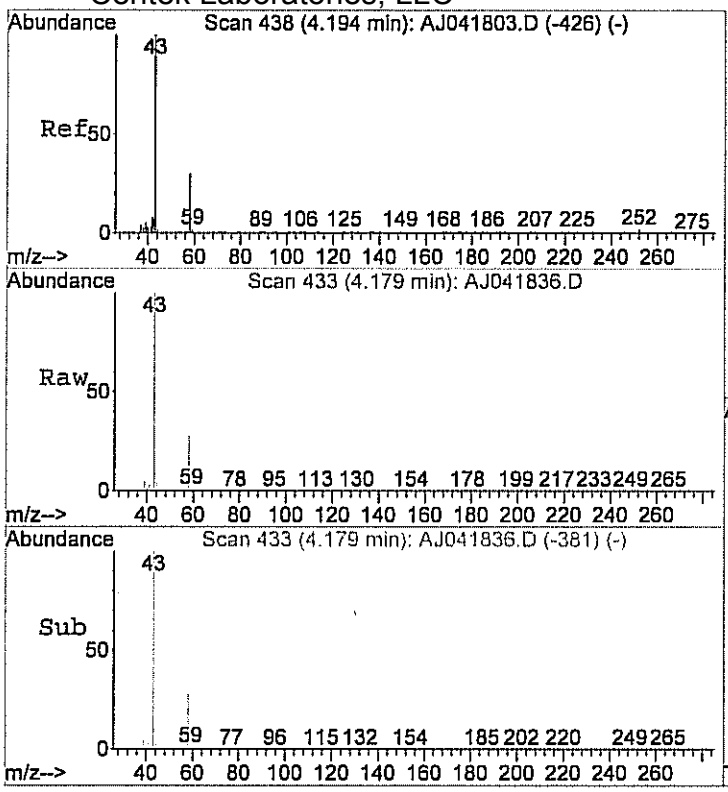

#14
Acetone
Concen: 72.40 ppb
RT: 4.18 min Scan# 433
Delta R.T. 0.01 min
Lab File: AJ041836.D
Acq: 19 Apr 2012 4:45 am

Tgt Ion: 58 Resp: 911199

Ion	Ratio	Lower	Upper
58	100		
43	353.3	350.5	410.5

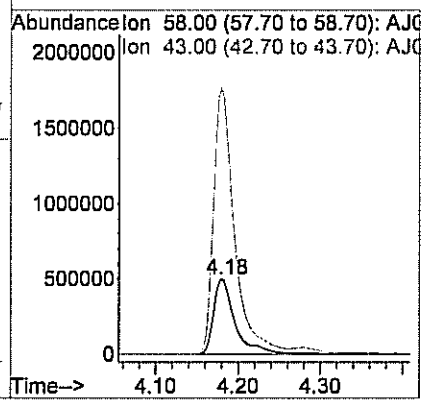

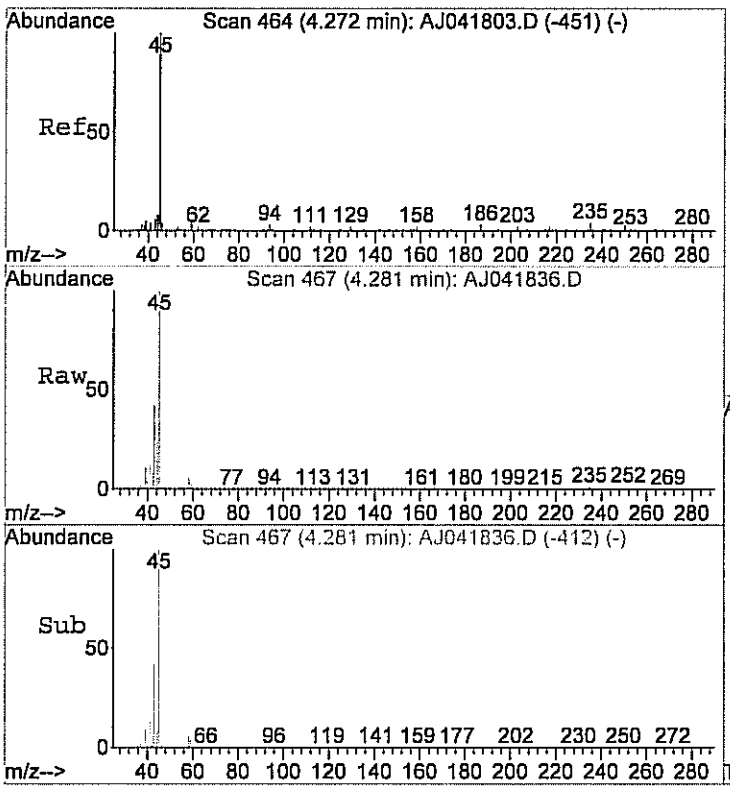

#15
Isopropyl alcohol
Concen: 7.78 ppb
RT: 4.28 min Scan# 467
Delta R.T. 0.01 min
Lab File: AJ041836.D
Acq: 19 Apr 2012 4:45 am

Tgt Ion: 45 Resp: 226014

Ion	Ratio	Lower	Upper
45	100		
43	0.0	0.0	20.0

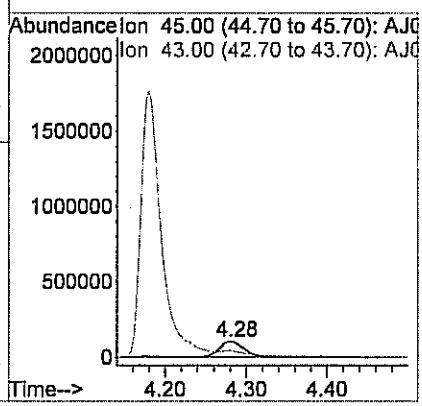

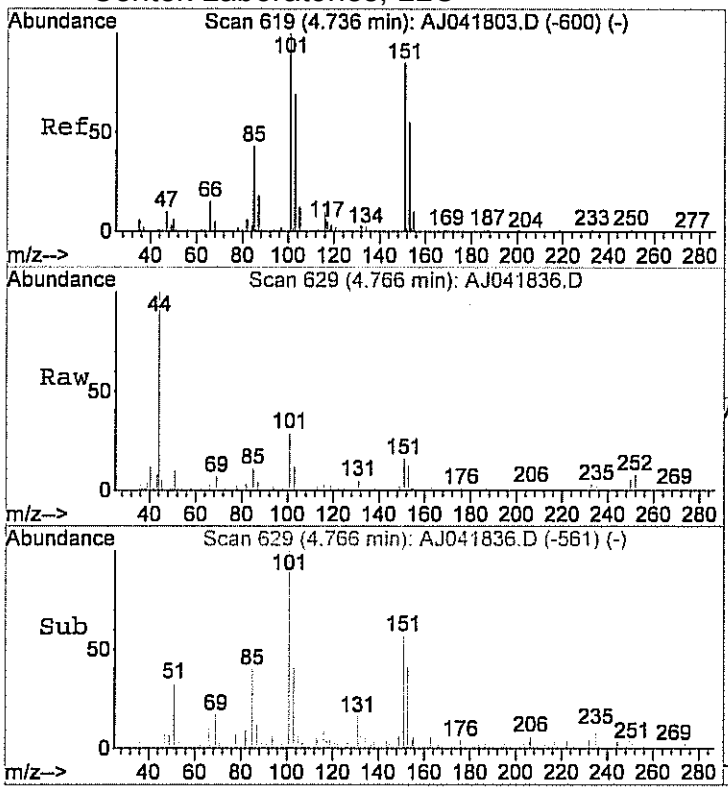

#17
Freon 113
Concen: 0.14 ppb
RT: 4.77 min Scan# 629
Delta R.T. 0.05 min
Lab File: AJ041836.D
Acq: 19 Apr 2012 4:45 am

Tgt Ion:101 Resp: 9564

Ion	Ratio	Lower	Upper
101	100		
103	56.9	44.1	84.1
151	75.3	63.6	103.6

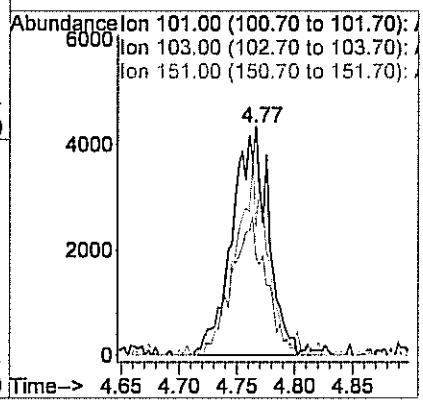

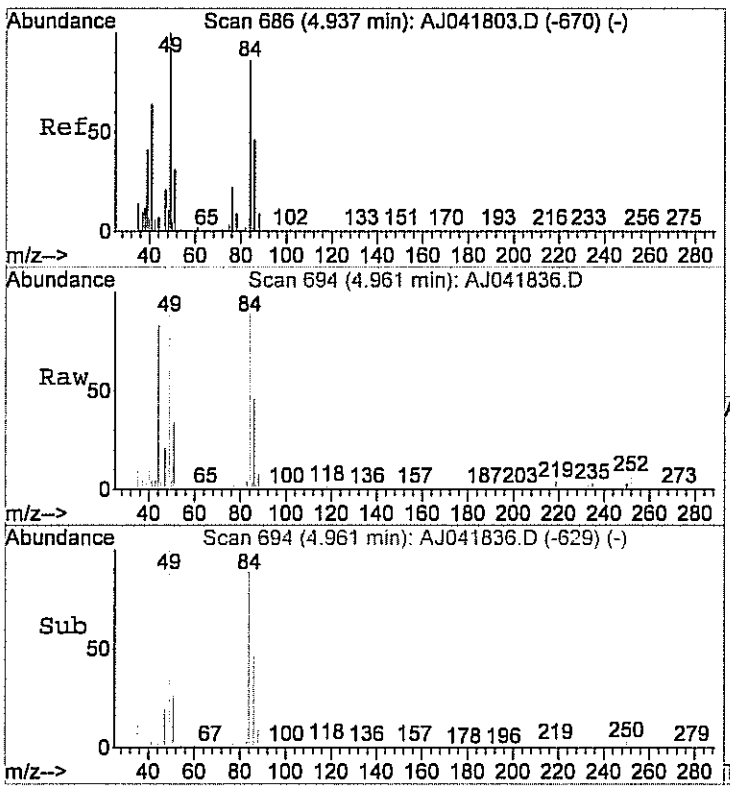

#18
Methylene chloride
Concen: 1.04 ppb
RT: 4.96 min Scan# 694
Delta R.T. 0.04 min
Lab File: AJ041836.D
Acq: 19 Apr 2012 4:45 am

Tgt Ion: 84 Resp: 27450

Ion	Ratio	Lower	Upper
84	100		
49	121.8	105.6	145.6
86	66.9	43.2	83.2

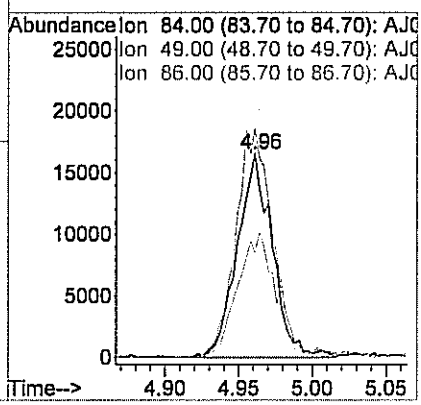

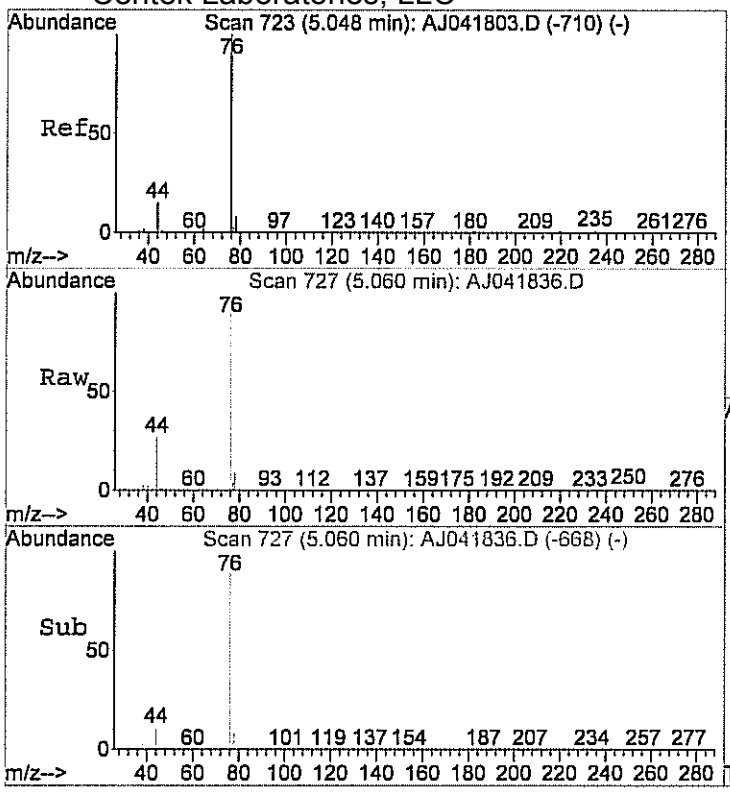

#20
Carbon disulfide
Concen: 2.81 ppb
RT: 5.06 min Scan# 727
Delta R.T. 0.03 min
Lab File: AJ041836.D
Acq: 19 Apr 2012 4:45 am

Tgt Ion: 76 Resp: 194511

Ion	Ratio	Lower	Upper
76	100		
78	9.3	0.0	29.9

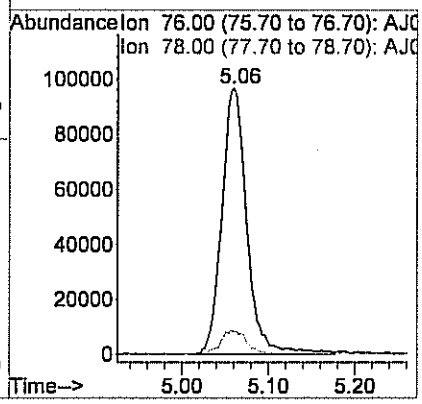

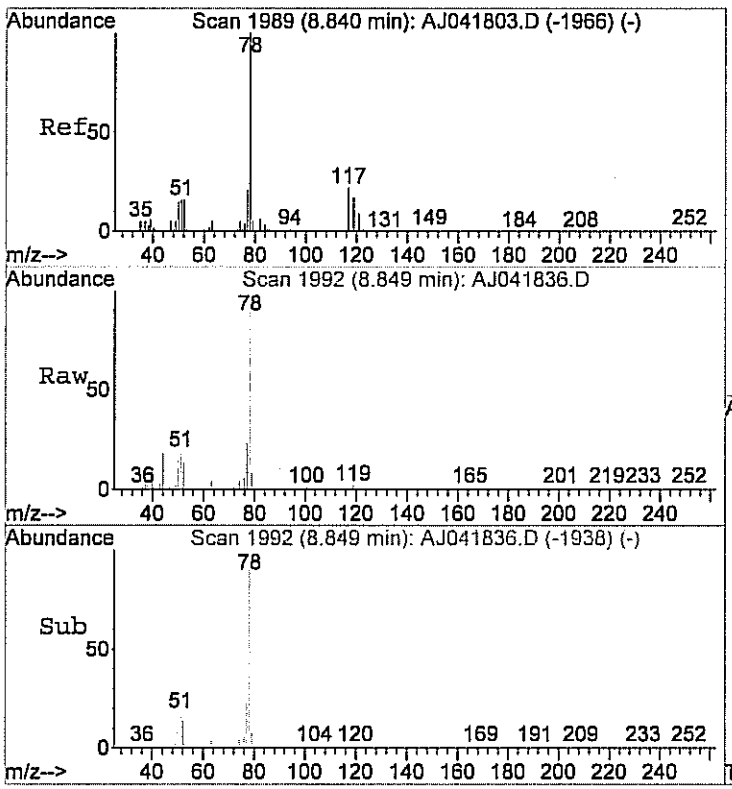

#36
Benzene
Concen: 0.63 ppb
RT: 8.85 min Scan# 1992
Delta R.T. 0.01 min
Lab File: AJ041836.D
Acq: 19 Apr 2012 4:45 am

Tgt Ion: 78 Resp: 38119

Ion	Ratio	Lower	Upper
78	100		
77	22.0	2.1	42.1
51	21.8	1.7	41.7

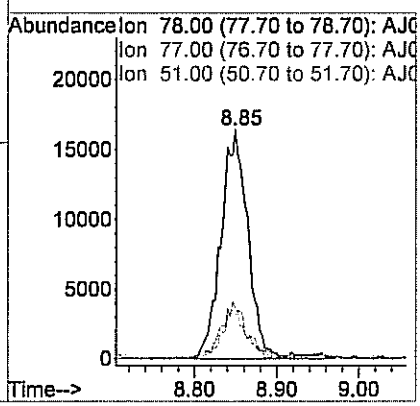

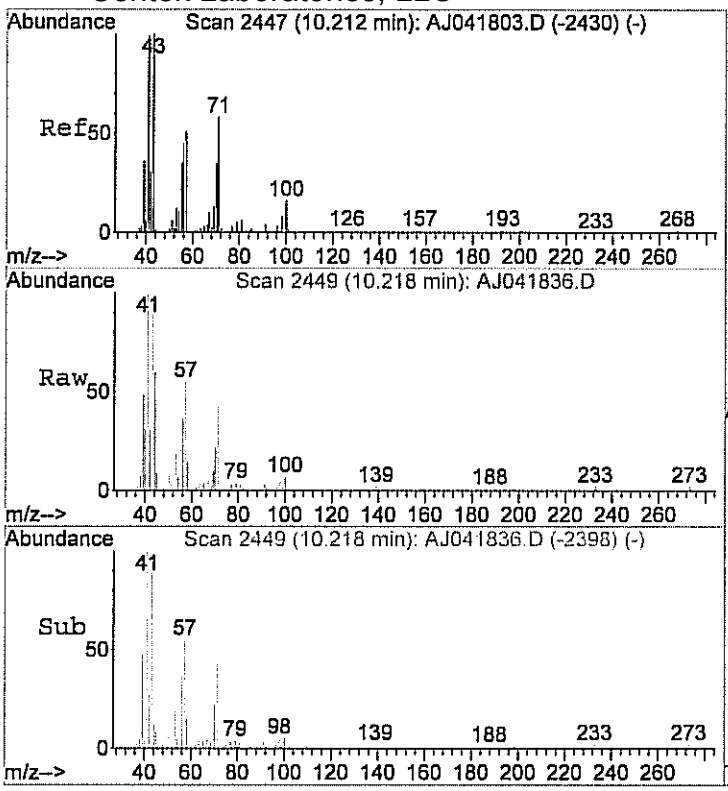

#40
Heptane
Concen: 0.57 ppb
RT: 10.22 min Scan# 2449
Delta R.T. 0.00 min
Lab File: AJ041836.D
Acq: 19 Apr 2012 4:45 am

Tgt Ion: 43 Resp: 13140

Ion	Ratio	Lower	Upper
43	100		
57	98.6	33.3	73.3#
71	49.4	40.2	80.2

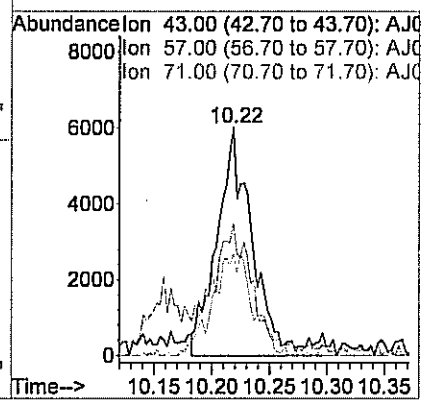

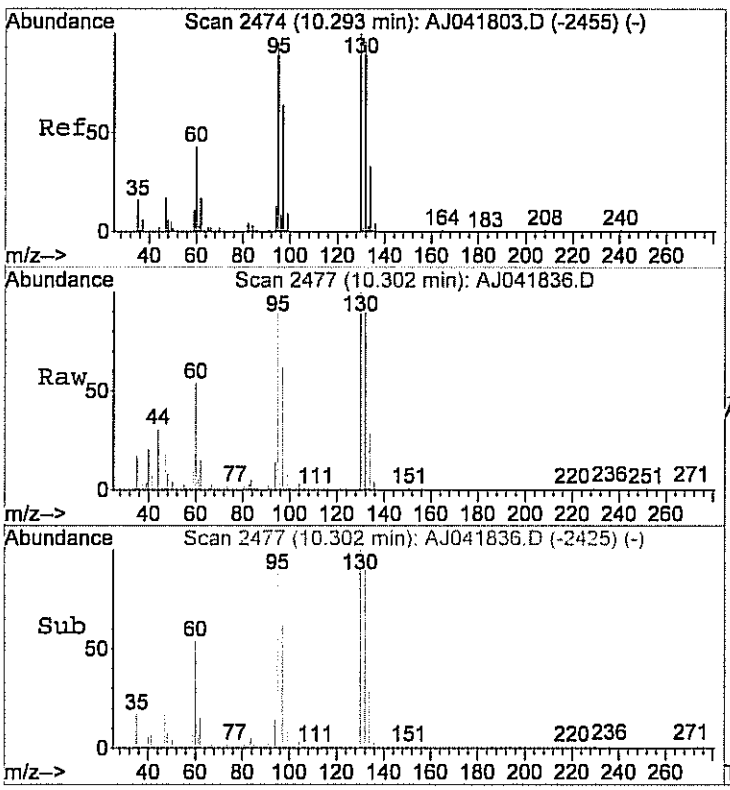

#41
Trichloroethene
Concen: 0.45 ppb
RT: 10.30 min Scan# 2477
Delta R.T. 0.01 min
Lab File: AJ041836.D
Acq: 19 Apr 2012 4:45 am

Tgt Ion:130 Resp: 16784

Ion	Ratio	Lower	Upper
130	100		
132	100.8	80.6	120.6
95	98.7	75.3	115.3

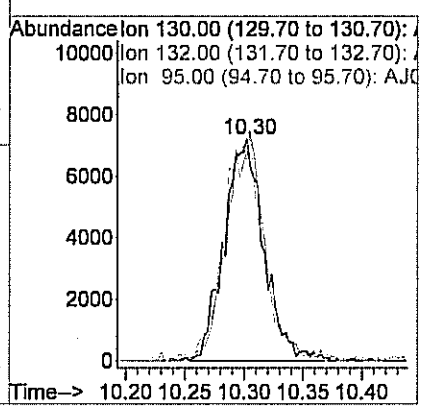

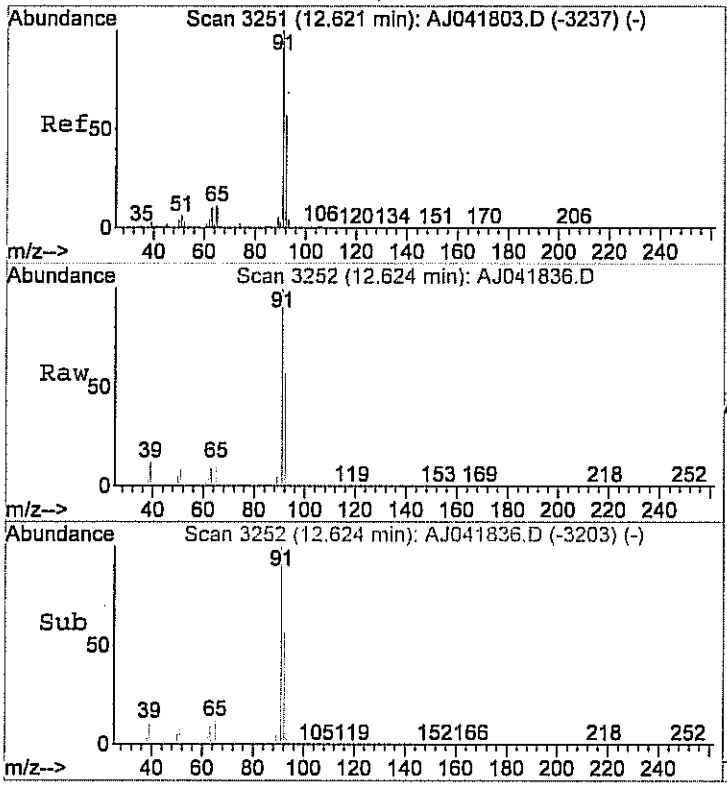

#48
Toluene
Concen: 7.10 ppb
RT: 12.62 min Scan# 3252
Delta R.T. -0.00 min
Lab File: AJ041836.D
Acq: 19 Apr 2012 4:45 am

Tgt Ion: 92 Resp: 324498

Ion	Ratio	Lower	Upper
92	100		
91	173.1	156.8	196.8

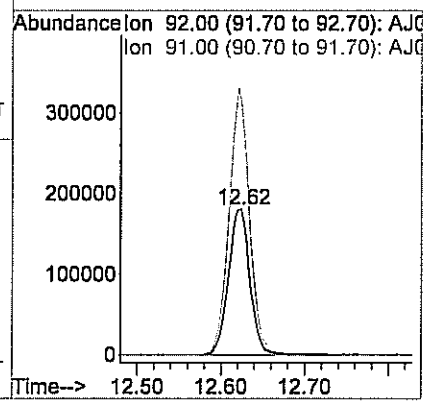

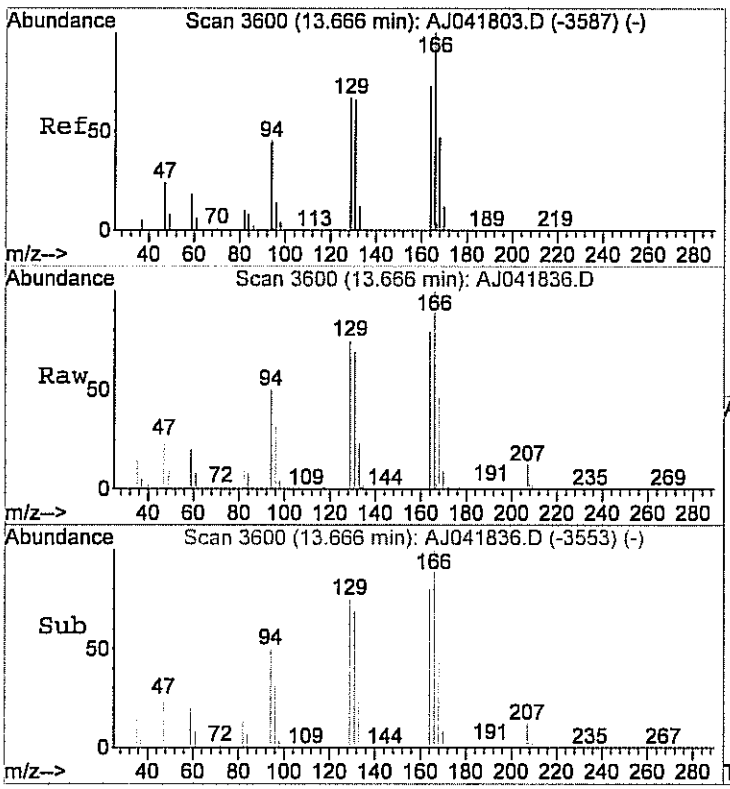

#53
Tetrachloroethylene
Concen: 1.75 ppb
RT: 13.67 min Scan# 3600
Delta R.T. -0.01 min
Lab File: AJ041836.D
Acq: 19 Apr 2012 4:45 am

Tgt Ion:164 Resp: 90474

Ion	Ratio	Lower	Upper
164	100		
166	129.2	106.3	146.3

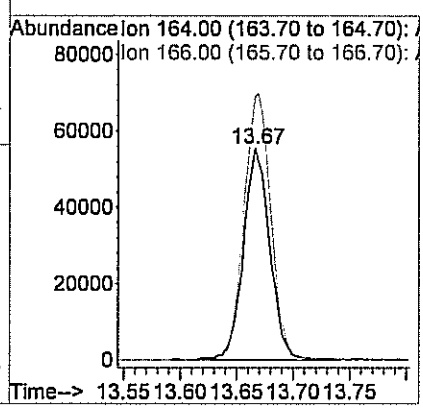

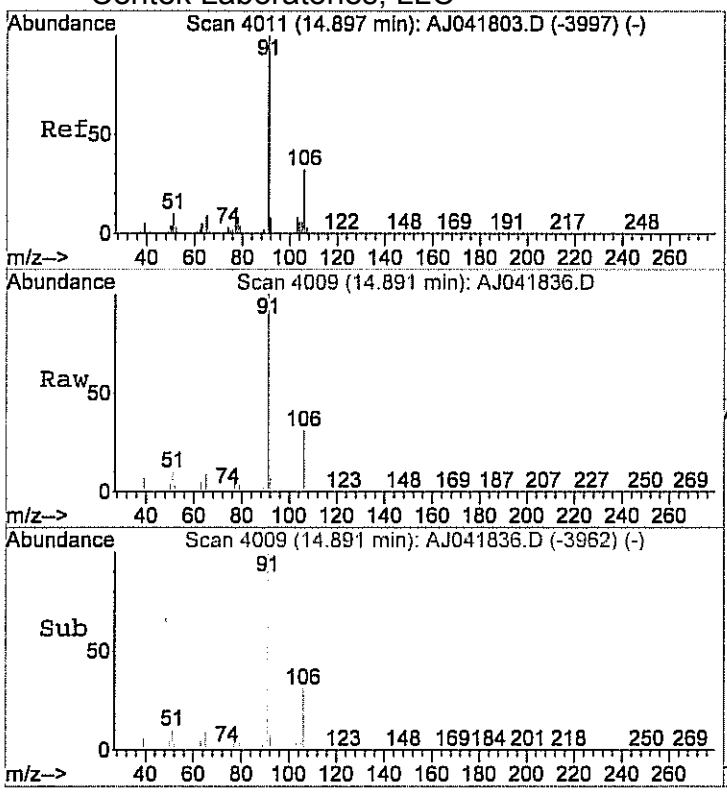

#55
Ethylbenzene
Concen: 5.66 ppb
RT: 14.89 min Scan# 4009
Delta R.T. -0.01 min
Lab File: AJ041836.D
Acq: 19 Apr 2012 4:45 am

Tgt Ion: 91 Resp: 564317

Ion	Ratio	Lower	Upper
91	100		
106	31.8	12.1	52.1

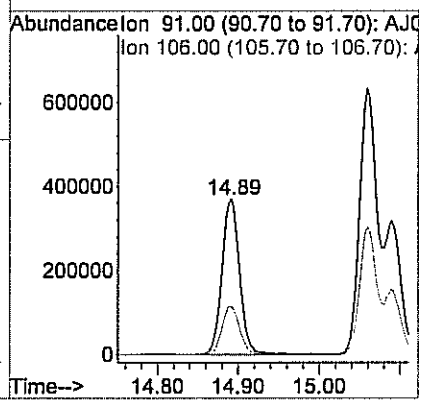

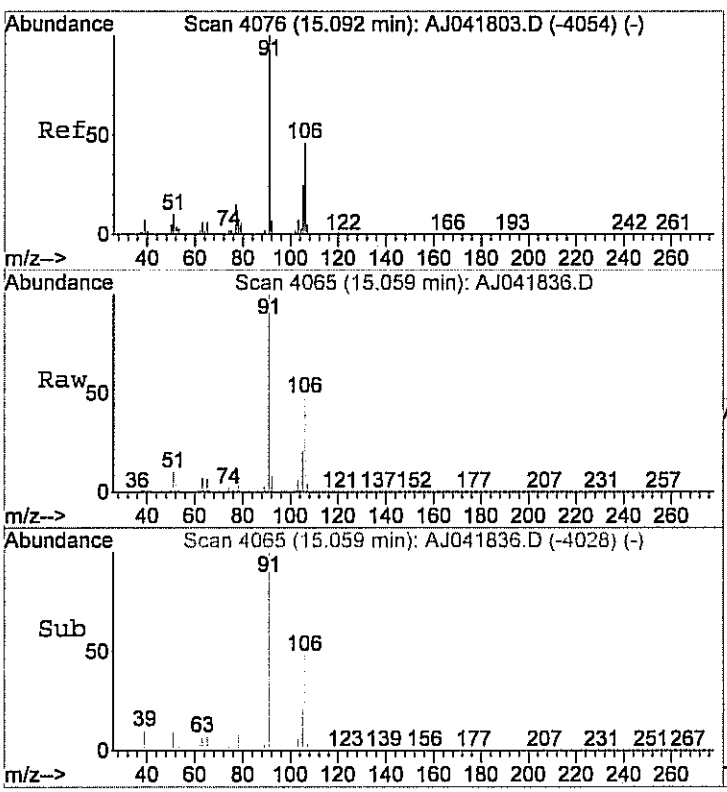

#56
m&p-xylene
Concen: 16.14 ppb
RT: 15.06 min Scan# 4065
Delta R.T. -0.04 min
Lab File: AJ041836.D
Acq: 19 Apr 2012 4:45 am

Tgt Ion: 91 Resp: 1376191

Ion	Ratio	Lower	Upper
91	100		
106	48.0	28.3	68.3

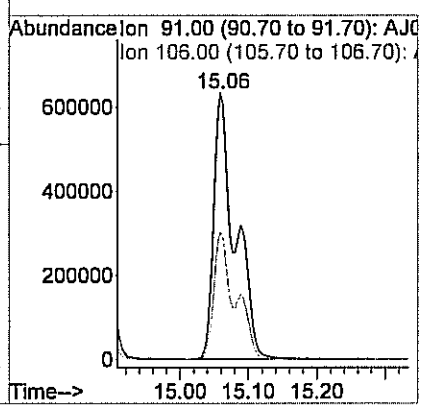

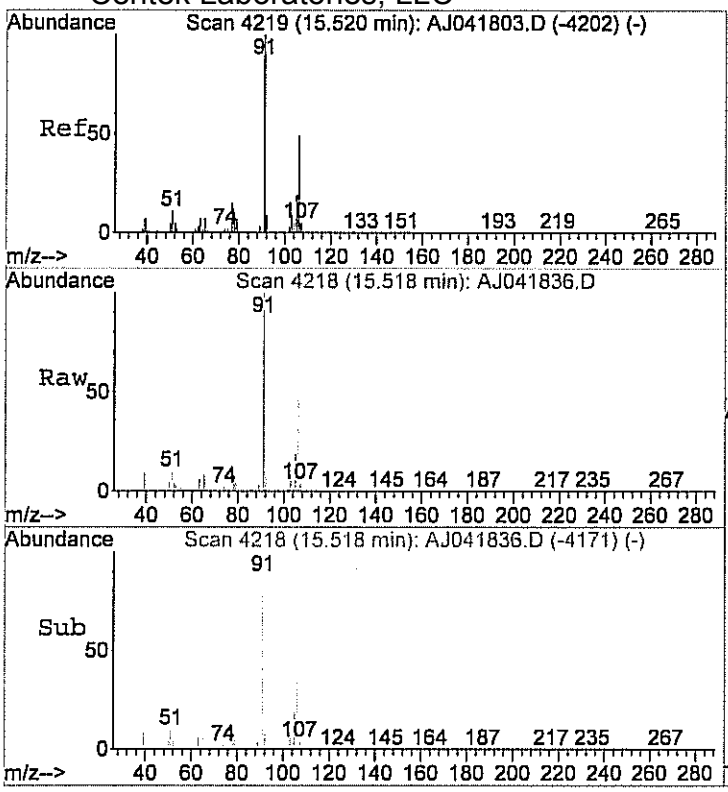

#59
o-xylene
Concen: 4.53 ppb
RT: 15.52 min Scan# 4218
Delta R.T. -0.01 min
Lab File: AJ041836.D
Acq: 19 Apr 2012 4:45 am

Tgt Ion: 91 Resp: 511264

Ion	Ratio	Lower	Upper
91	100		
106	46.4	20.3	60.3

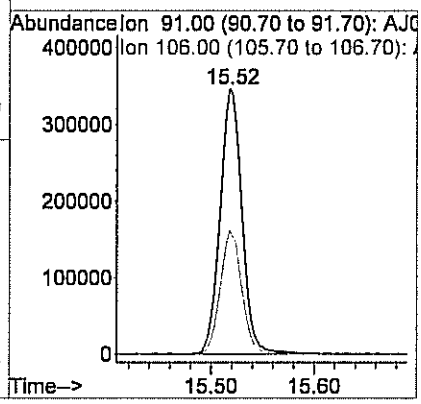

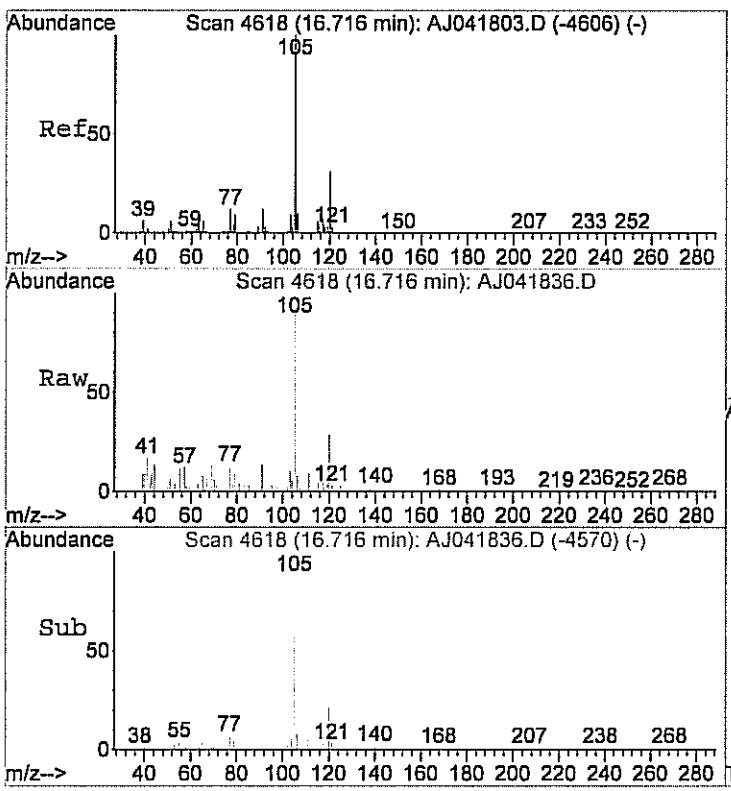

#63
4-ethyltoluene
Concen: 0.36 ppb m
RT: 16.72 min Scan# 4618
Delta R.T. -0.01 min
Lab File: AJ041836.D
Acq: 19 Apr 2012 4:45 am

Tgt Ion:105 Resp: 35120

Ion	Ratio	Lower	Upper
105	100		
120	29.1	10.7	50.7

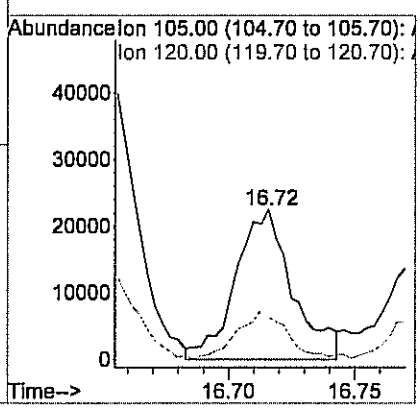

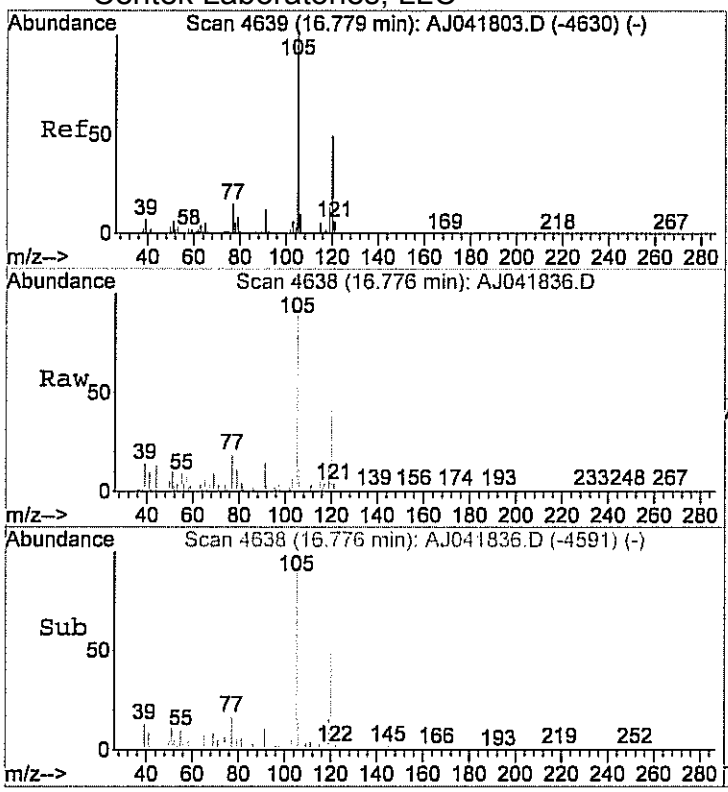

#64
1,3,5-trimethylbenzene
Concen: 0.22 ppb
RT: 16.78 min Scan# 4638
Delta R.T. -0.01 min
Lab File: AJ041836.D
Acq: 19 Apr 2012 4:45 am

Tgt Ion:105 Resp: 23486

Ion	Ratio	Lower	Upper
105	100		
120	48.7	26.5	66.5

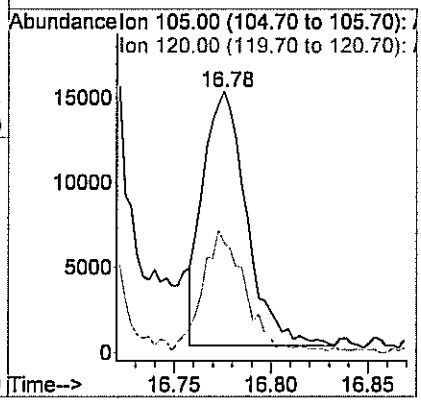

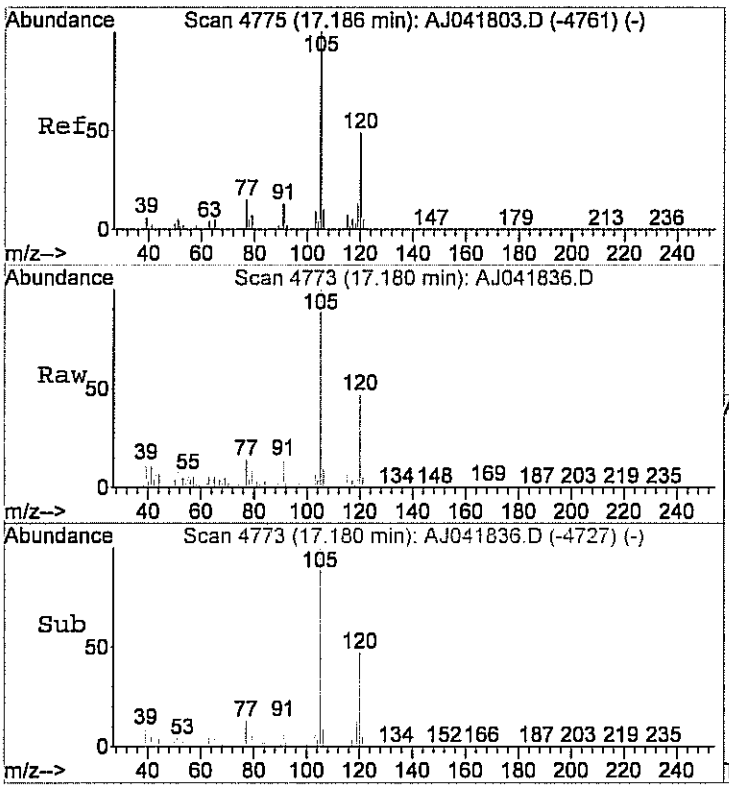

#65
1,2,4-trimethylbenzene
Concen: 0.95 ppb
RT: 17.18 min Scan# 4773
Delta R.T. -0.01 min
Lab File: AJ041836.D
Acq: 19 Apr 2012 4:45 am

Tgt Ion:105 Resp: 81684

Ion	Ratio	Lower	Upper
105	100		
120	45.4	26.8	66.8

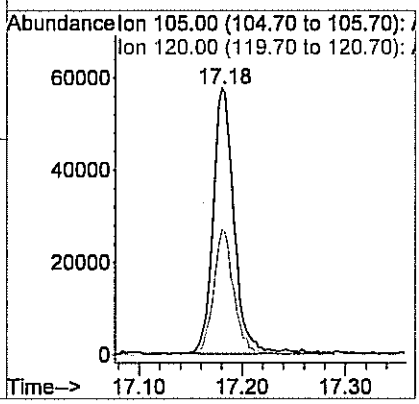

Quantitation Report (QT Reviewed)

Data File : C:\HPCHEM\1\DATA\AJ041840.D Vial: 58
Acq On : 19 Apr 2012 6:50 am Operator: RJP
Sample : C1204029-004A 20X Inst : MSD #1
Misc : A402_1UG Multiplr: 1.00
MS Integration Params: RTEINT.P
Quant Time: Apr 19 07:11:01 2012 Quant Results File: A402_1UG.RES

Quant Method : C:\HPCHEM\1\METHODS\A402_1UG.M (RTE Integrator)
Title : TO-15 VOA Standards for 5 point calibration
Last Update : Tue Apr 10 11:43:04 2012
Response via : Initial Calibration
DataAcq Meth : A402_1UG

Internal Standards	R.T.	QIon	Response	Conc	Units	Dev(Min)
1) Bromochloromethane	7.35	128	15995	1.00	ppb	0.01
32) 1,4-difluorobenzene	9.62	114	45618	1.00	ppb	0.00
47) Chlorobenzene-d5	14.58	117	32929	1.00	ppb	0.00
System Monitoring Compounds						
60) Bromofluorobenzene	16.14	95	18295	0.90	ppb	0.00
Spiked Amount 1.000	Range 70 - 130		Recovery = 90.00%			
Target Compounds						Qvalue
14) Acetone	4.22	58	28415m	2.53	ppb	
15) Isopropyl alcohol	4.30	45	10349	0.40	ppb	# 100
20) Carbon disulfide	5.06	76	10452	0.17	ppb	90
48) Toluene	12.62	92	6820	0.21	ppb	94
55) Ethylbenzene	14.89	91	7816m	0.11	ppb	
56) m&p-xylene	15.07	91	16473m	0.28	ppb	

(#) = qualifier out of range (m) = manual integration (+) = signals summed

Quantitation Report (QT Reviewed)

Data File : C:\HPCHEM\1\DATA\AJ041840.D Vial: 58
Acq On : 19 Apr 2012 6:50 am Operator: RJP
Sample : C1204029-004A 20X Inst : MSD #1
Misc : A402_1UG Multiplr: 1.00
MS Integration Params: RTEINT.P
Quant Time: Apr 20 9:50 2012 Quant Results File: A402_1UG.RES

Method : C:\HPCHEM\1\METHODS\A402_1UG.M (RTE Integrator)
Title : TO-15 VOA Standards for 5 point calibration
Last Update : Fri Apr 27 10:17:02 2012
Response via : Initial Calibration

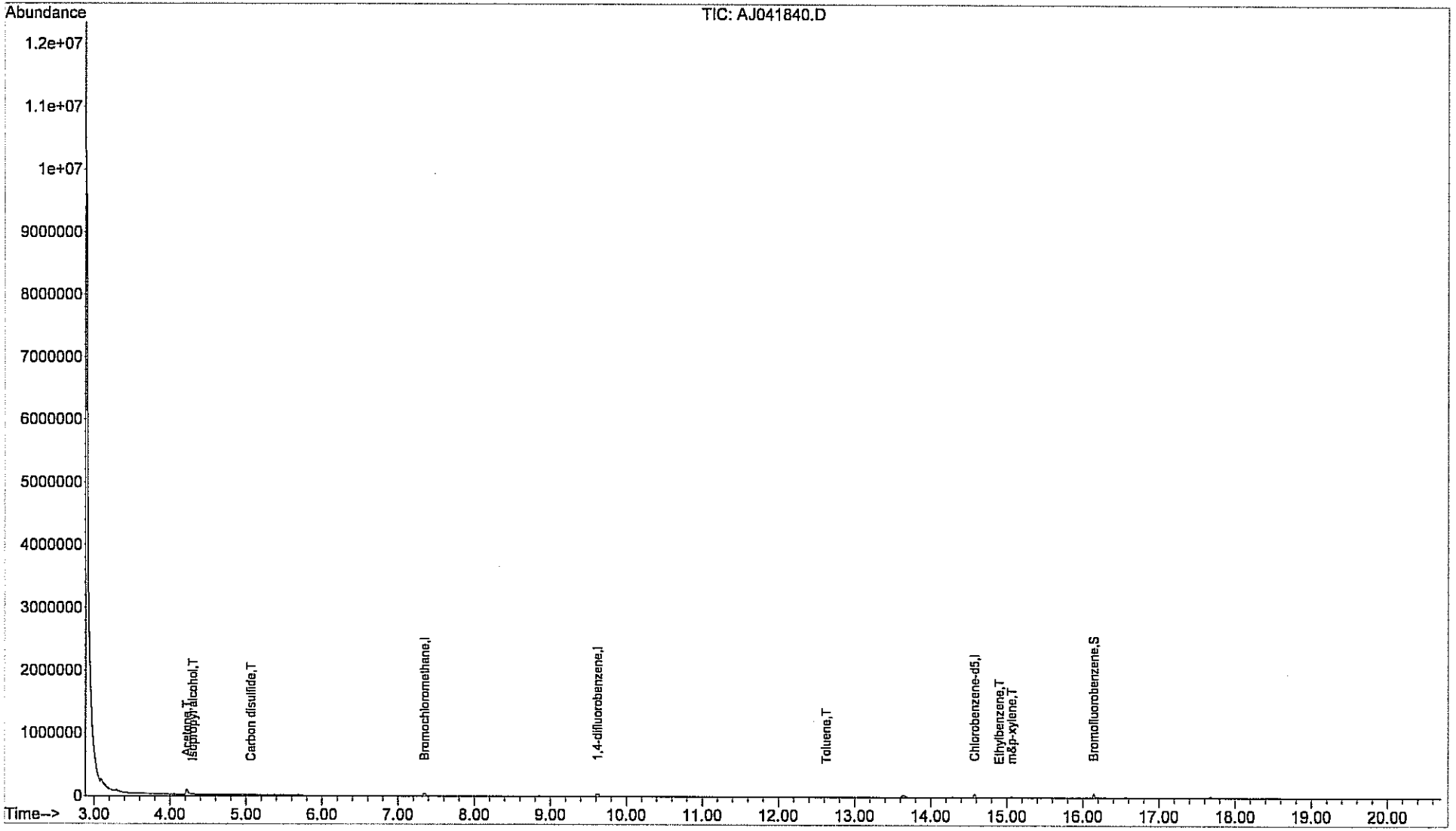

Centek Laboratories, LLC

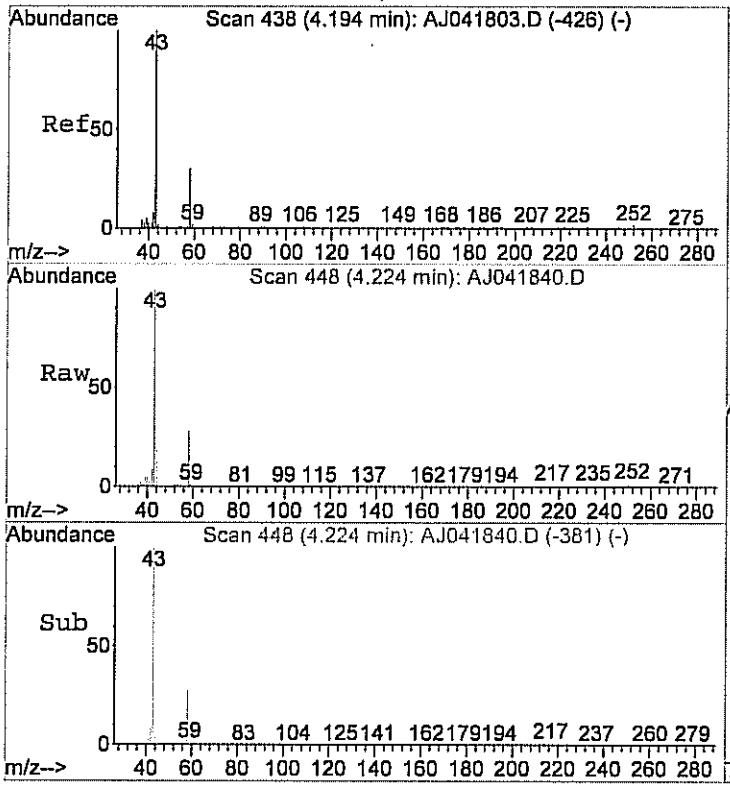

#14
Acetone
Concen: 2.53 ppb m
RT: 4.22 min Scan# 448
Delta R.T. 0.05 min
Lab File: AJ041840.D
Acq: 19 Apr 2012 6:50 am

Tgt Ion: 58 Resp: 28415

Ion	Ratio	Lower	Upper
58	100		
43	399.1	350.5	410.5

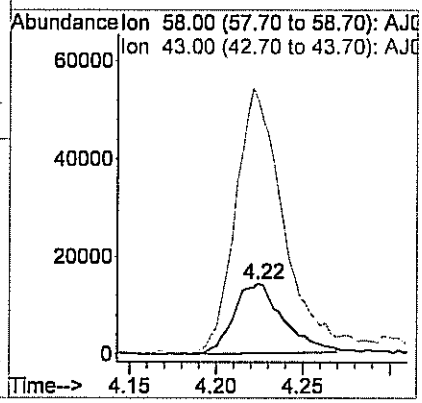

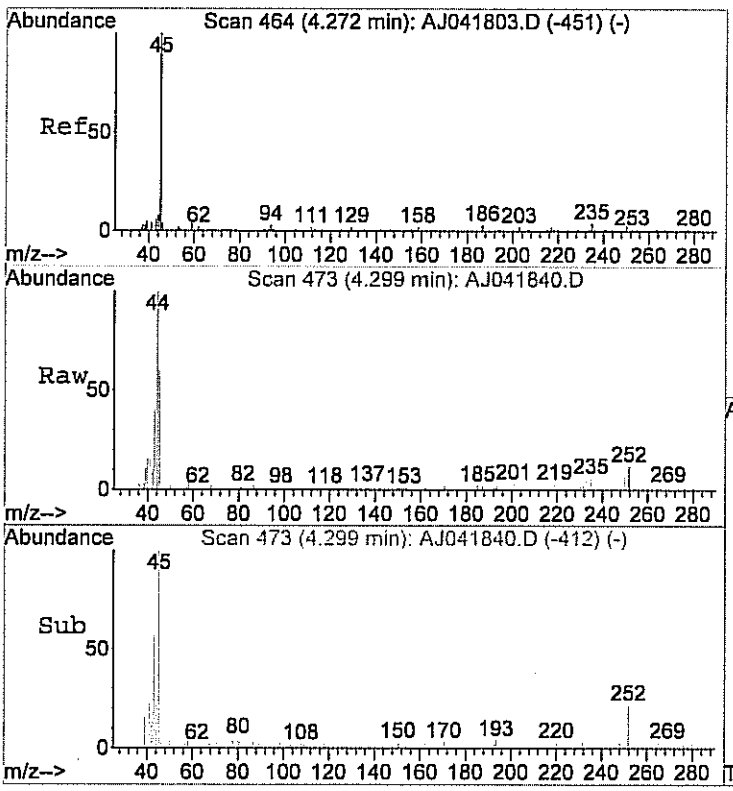

#15
Isopropyl alcohol
Concen: 0.40 ppb
RT: 4.30 min Scan# 473
Delta R.T. 0.03 min
Lab File: AJ041840.D
Acq: 19 Apr 2012 6:50 am

Tgt Ion: 45 Resp: 10349

Ion	Ratio	Lower	Upper
45	100		
43	0.0	0.0	20.0

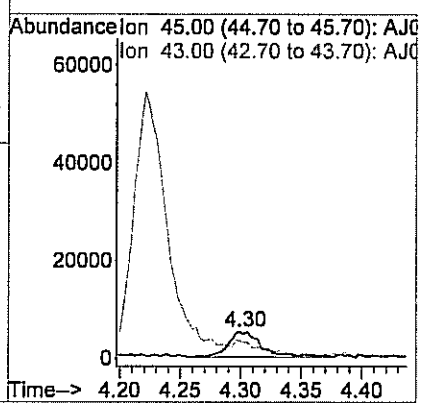

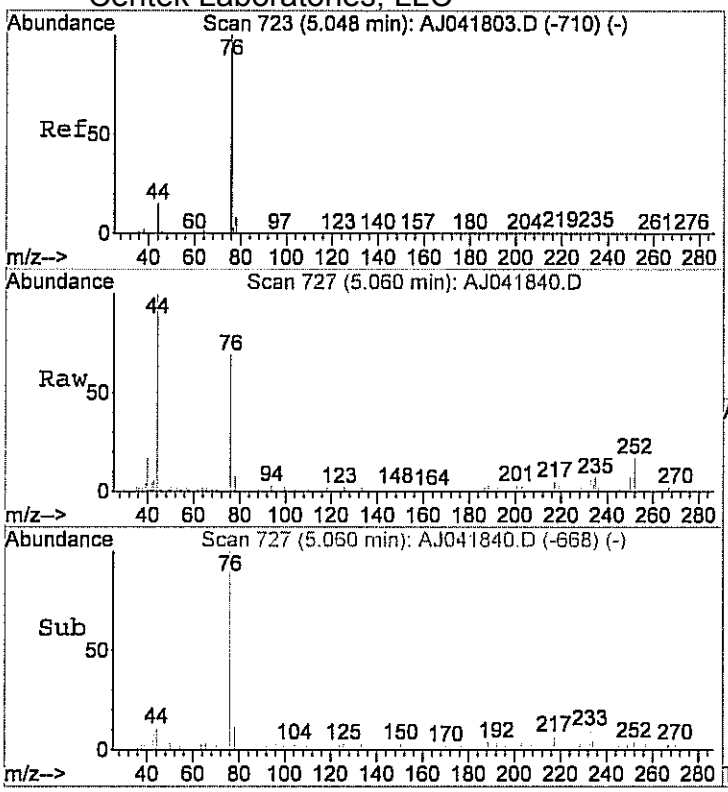

#20
Carbon disulfide
Concen: 0.17 ppb
RT: 5.06 min Scan# 727
Delta R.T. 0.03 min
Lab File: AJ041840.D
Acq: 19 Apr 2012 6:50 am

Tgt Ion: 76 Resp: 10452

Ion	Ratio	Lower	Upper
76	100		
78	13.7	0.0	29.9

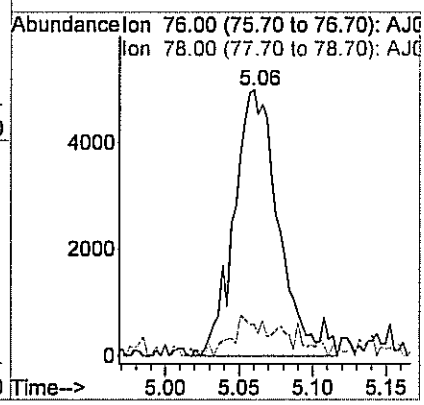

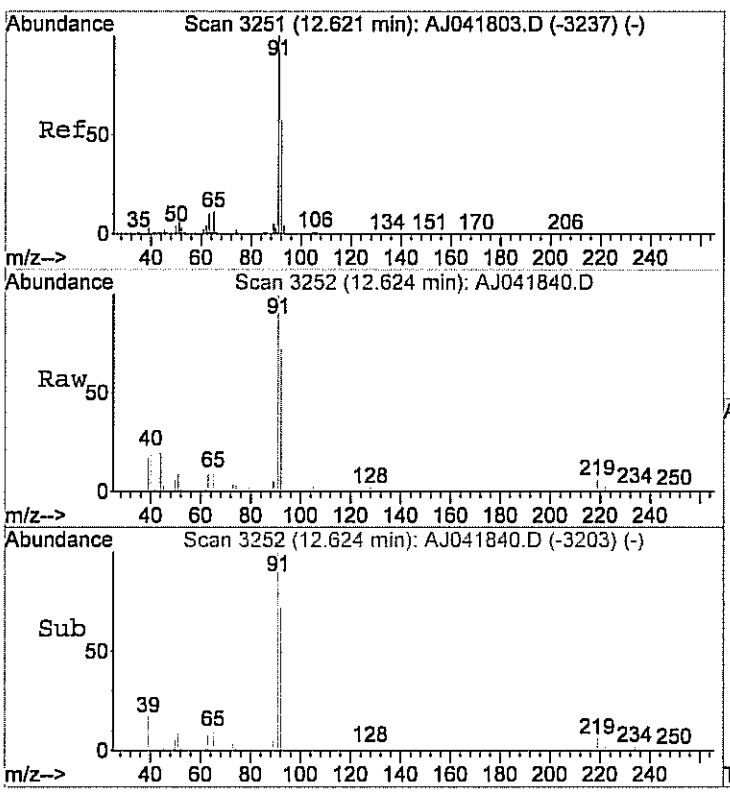

#48
Toluene
Concen: 0.21 ppb
RT: 12.62 min Scan# 3252
Delta R.T. -0.00 min
Lab File: AJ041840.D
Acq: 19 Apr 2012 6:50 am

Tgt Ion: 92 Resp: 6820

Ion	Ratio	Lower	Upper
92	100		
91	168.5	156.8	196.8

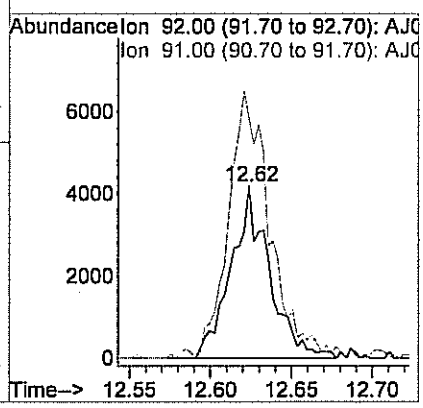

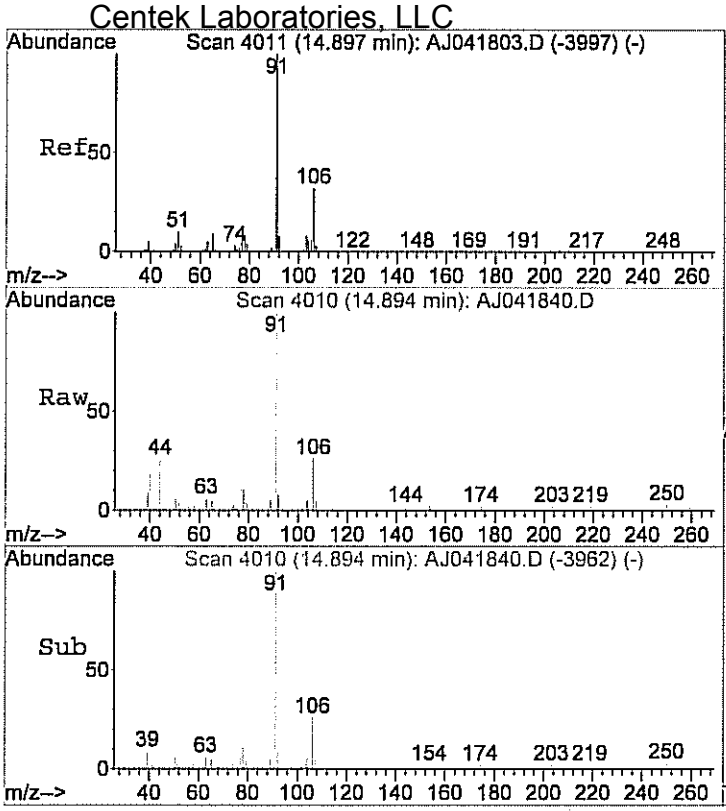

#55
Ethylbenzene
Concen: 0.11 ppb m
RT: 14.89 min Scan# 4010
Delta R.T. -0.01 min
Lab File: AJ041840.D
Acq: 19 Apr 2012 6:50 am

Tgt Ion: 91 Resp: 7816

Ion	Ratio	Lower	Upper
91	100		
106	32.3	12.1	52.1

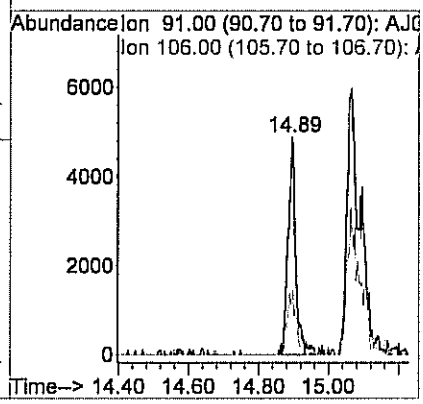

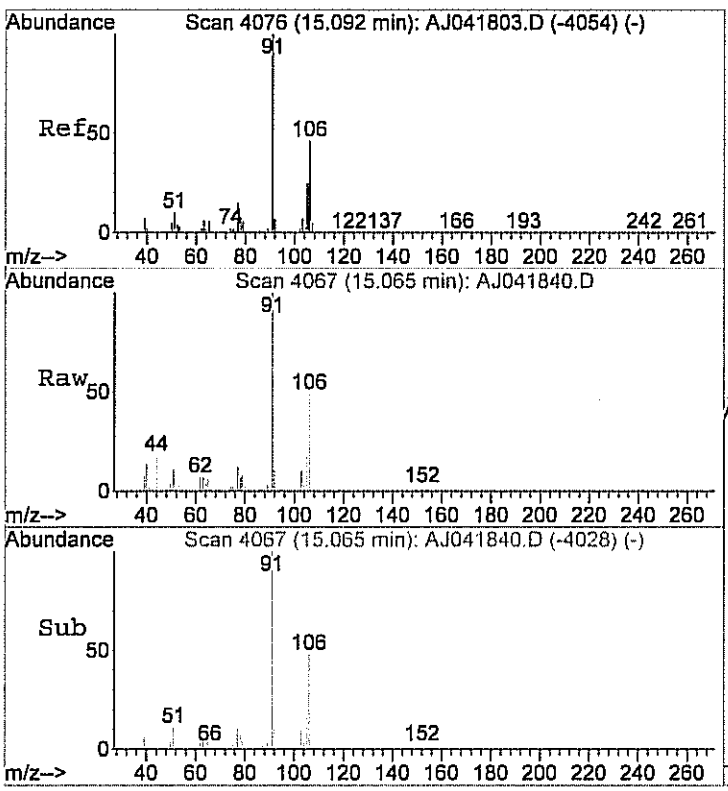

#56
m&p-xylene
Concen: 0.28 ppb m
RT: 15.07 min Scan# 4067
Delta R.T. -0.03 min
Lab File: AJ041840.D
Acq: 19 Apr 2012 6:50 am

Tgt Ion: 91 Resp: 16473

Ion	Ratio	Lower	Upper
91	100		
106	50.0	28.3	68.3

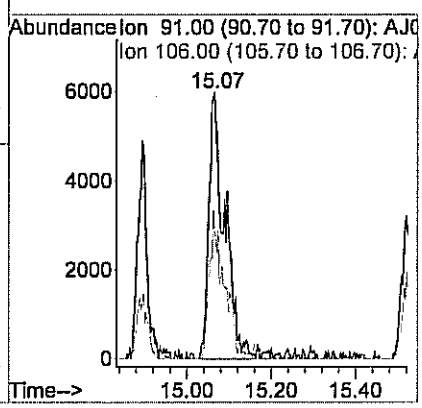

Centek Laboratories, LLC

Date: *27-Apr-12*

CLIENT:	Arcadis	**Client Sample ID:**	WL-VP-5
Lab Order:	C1204029	**Tag Number:**	222,113
Project:	LMC Corp Utica	**Collection Date:**	4/13/2012
Lab ID:	C1204029-005A	**Matrix:**	AIR

Analyses	Result	**Limit	Qual	Units	DF	Date Analyzed
FIELD PARAMETERS		FLD				Analyst:
Lab Vacuum In	-3			"Hg		4/13/2012
Lab Vacuum Out	-30			"Hg		4/13/2012
1UG/M3 BY METHOD TO15		TO-15				Analyst: **RJP**
1,1,1-Trichloroethane	< 0.15	0.15		ppbV	1	4/19/2012 1:01:00 PM
1,1,2,2-Tetrachloroethane	< 0.15	0.15		ppbV	1	4/19/2012 1:01:00 PM
1,1,2-Trichloroethane	< 0.15	0.15		ppbV	1	4/19/2012 1:01:00 PM
1,1-Dichloroethane	< 0.15	0.15		ppbV	1	4/19/2012 1:01:00 PM
1,1-Dichloroethene	< 0.15	0.15		ppbV	1	4/19/2012 1:01:00 PM
1,2,4-Trichlorobenzene	< 0.15	0.15		ppbV	1	4/19/2012 1:01:00 PM
1,2,4-Trimethylbenzene	1.5	0.15		ppbV	1	4/19/2012 1:01:00 PM
1,2-Dibromoethane	< 0.15	0.15		ppbV	1	4/19/2012 1:01:00 PM
1,2-Dichlorobenzene	< 0.15	0.15		ppbV	1	4/19/2012 1:01:00 PM
1,2-Dichloroethane	< 0.15	0.15		ppbV	1	4/19/2012 1:01:00 PM
1,2-Dichloropropane	< 0.15	0.15		ppbV	1	4/19/2012 1:01:00 PM
1,3,5-Trimethylbenzene	0.36	0.15		ppbV	1	4/19/2012 1:01:00 PM
1,3-butadiene	< 0.15	0.15		ppbV	1	4/19/2012 1:01:00 PM
1,3-Dichlorobenzene	< 0.15	0.15		ppbV	1	4/19/2012 1:01:00 PM
1,4-Dichlorobenzene	< 0.15	0.15		ppbV	1	4/19/2012 1:01:00 PM
1,4-Dioxane	< 0.30	0.30		ppbV	1	4/19/2012 1:01:00 PM
2,2,4-trimethylpentane	0.35	0.15		ppbV	1	4/19/2012 1:01:00 PM
4-ethyltoluene	0.57	0.15		ppbV	1	4/19/2012 1:01:00 PM
Acetone	190	27		ppbV	90	4/20/2012 12:50:00 AM
Allyl chloride	< 0.15	0.15		ppbV	1	4/19/2012 1:01:00 PM
Benzene	1.3	0.15		ppbV	1	4/19/2012 1:01:00 PM
Benzyl chloride	< 0.15	0.15		ppbV	1	4/19/2012 1:01:00 PM
Bromodichloromethane	< 0.15	0.15		ppbV	1	4/19/2012 1:01:00 PM
Bromoform	< 0.15	0.15		ppbV	1	4/19/2012 1:01:00 PM
Bromomethane	< 0.15	0.15		ppbV	1	4/19/2012 1:01:00 PM
Carbon disulfide	7.9	1.5		ppbV	10	4/19/2012 11:38:00 PM
Carbon tetrachloride	< 0.15	0.15		ppbV	1	4/19/2012 1:01:00 PM
Chlorobenzene	< 0.15	0.15		ppbV	1	4/19/2012 1:01:00 PM
Chloroethane	< 0.15	0.15		ppbV	1	4/19/2012 1:01:00 PM
Chloroform	0.12	0.15	J	ppbV	1	4/19/2012 1:01:00 PM
Chloromethane	< 0.15	0.15		ppbV	1	4/19/2012 1:01:00 PM
cis-1,2-Dichloroethene	0.44	0.15		ppbV	1	4/19/2012 1:01:00 PM
cis-1,3-Dichloropropene	< 0.15	0.15		ppbV	1	4/19/2012 1:01:00 PM
Cyclohexane	< 0.15	0.15		ppbV	1	4/19/2012 1:01:00 PM
Dibromochloromethane	< 0.15	0.15		ppbV	1	4/19/2012 1:01:00 PM
Ethyl acetate	< 0.25	0.25		ppbV	1	4/19/2012 1:01:00 PM

Qualifiers:

**	Reporting Limit	.	Results reported are not blank corrected
B	Analyte detected in the associated Method Blank	E	Value above quantitation range
H	Holding times for preparation or analysis exceeded	J	Analyte detected at or below quantitation limits
JN	Non-routine analyte. Quantitation estimated.	ND	Not Detected at the Reporting Limit
S	Spike Recovery outside accepted recovery limits		

Centek Laboratories, LLC

Date: *27-Apr-12*

CLIENT:	Arcadis	**Client Sample ID:**	WL-VP-5
Lab Order:	C1204029	**Tag Number:**	222,113
Project:	LMC Corp Utica	**Collection Date:**	4/13/2012
Lab ID:	C1204029-005A	**Matrix:**	AIR

Analyses	Result	**Limit	Qual	Units	DF	Date Analyzed
1UG/M3 BY METHOD TO15		**TO-15**				Analyst: **RJP**
Ethylbenzene	5.8	1.5		ppbV	10	4/19/2012 11:38:00 PM
Freon 11	0.29	0.15		ppbV	1	4/19/2012 1:01:00 PM
Freon 113	0.15	0.15		ppbV	1	4/19/2012 1:01:00 PM
Freon 114	< 0.15	0.15		ppbV	1	4/19/2012 1:01:00 PM
Freon 12	< 0.15	0.15		ppbV	1	4/19/2012 1:01:00 PM
Heptane	1.7	0.15		ppbV	1	4/19/2012 1:01:00 PM
Hexachloro-1,3-butadiene	< 0.15	0.15		ppbV	1	4/19/2012 1:01:00 PM
Hexane	< 0.15	0.15		ppbV	1	4/19/2012 1:01:00 PM
Isopropyl alcohol	< 0.15	0.15		ppbV	1	4/19/2012 1:01:00 PM
m&p-Xylene	17	3.0		ppbV	10	4/19/2012 11:38:00 PM
Methyl Butyl Ketone	< 0.30	0.30		ppbV	1	4/19/2012 1:01:00 PM
Methyl Ethyl Ketone	5.1	3.0		ppbV	10	4/19/2012 11:38:00 PM
Methyl Isobutyl Ketone	< 0.30	0.30		ppbV	1	4/19/2012 1:01:00 PM
Methyl tert-butyl ether	< 0.15	0.15		ppbV	1	4/19/2012 1:01:00 PM
Methylene chloride	8.0	1.5		ppbV	10	4/19/2012 11:38:00 PM
o-Xylene	4.1	1.5		ppbV	10	4/19/2012 11:38:00 PM
Propylene	< 0.15	0.15		ppbV	1	4/19/2012 1:01:00 PM
Styrene	< 0.15	0.15		ppbV	1	4/19/2012 1:01:00 PM
Tetrachloroethylene	2.8	1.5		ppbV	10	4/19/2012 11:38:00 PM
Tetrahydrofuran	< 0.15	0.15		ppbV	1	4/19/2012 1:01:00 PM
Toluene	11	1.5		ppbV	10	4/19/2012 11:38:00 PM
trans-1,2-Dichloroethene	< 0.15	0.15		ppbV	1	4/19/2012 1:01:00 PM
trans-1,3-Dichloropropene	< 0.15	0.15		ppbV	1	4/19/2012 1:01:00 PM
Trichloroethene	1.6	0.15		ppbV	1	4/19/2012 1:01:00 PM
Vinyl acetate	< 0.15	0.15		ppbV	1	4/19/2012 1:01:00 PM
Vinyl Bromide	< 0.15	0.15		ppbV	1	4/19/2012 1:01:00 PM
Vinyl chloride	< 0.15	0.15		ppbV	1	4/19/2012 1:01:00 PM
Surr: Bromofluorobenzene	113	70-130		%REC	1	4/19/2012 1:01:00 PM

Qualifiers:

**	Reporting Limit	.	Results reported are not blank corrected
B	Analyte detected in the associated Method Blank	E	Value above quantitation range
H	Holding times for preparation or analysis exceeded	J	Analyte detected at or below quantitation limits
JN	Non-routine analyte. Quantitation estimated.	ND	Not Detected at the Reporting Limit
S	Spike Recovery outside accepted recovery limits		

Centek Laboratories, LLC

Date: *27-Apr-12*

CLIENT:	Arcadis	**Client Sample ID:**	WL-VP-5
Lab Order:	C1204029	**Tag Number:**	222,113
Project:	LMC Corp Utica	**Collection Date:**	4/13/2012
Lab ID:	C1204029-005A	**Matrix:**	AIR

Analyses	Result	**Limit	Qual	Units	DF	Date Analyzed
1UG/M3 BY METHOD TO15		**TO-15**				Analyst: **RJP**
1,1,1-Trichloroethane	< 0.83	0.83		ug/m3	1	4/19/2012 1:01:00 PM
1,1,2,2-Tetrachloroethane	< 1.0	1.0		ug/m3	1	4/19/2012 1:01:00 PM
1,1,2-Trichloroethane	< 0.83	0.83		ug/m3	1	4/19/2012 1:01:00 PM
1,1-Dichloroethane	< 0.62	0.62		ug/m3	1	4/19/2012 1:01:00 PM
1,1-Dichloroethene	< 0.60	0.60		ug/m3	1	4/19/2012 1:01:00 PM
1,2,4-Trichlorobenzene	< 1.1	1.1		ug/m3	1	4/19/2012 1:01:00 PM
1,2,4-Trimethylbenzene	7.4	0.75		ug/m3	1	4/19/2012 1:01:00 PM
1,2-Dibromoethane	< 1.2	1.2		ug/m3	1	4/19/2012 1:01:00 PM
1,2-Dichlorobenzene	< 0.92	0.92		ug/m3	1	4/19/2012 1:01:00 PM
1,2-Dichloroethane	< 0.62	0.62		ug/m3	1	4/19/2012 1:01:00 PM
1,2-Dichloropropane	< 0.70	0.70		ug/m3	1	4/19/2012 1:01:00 PM
1,3,5-Trimethylbenzene	1.8	0.75		ug/m3	1	4/19/2012 1:01:00 PM
1,3-butadiene	< 0.34	0.34		ug/m3	1	4/19/2012 1:01:00 PM
1,3-Dichlorobenzene	< 0.92	0.92		ug/m3	1	4/19/2012 1:01:00 PM
1,4-Dichlorobenzene	< 0.92	0.92		ug/m3	1	4/19/2012 1:01:00 PM
1,4-Dioxane	< 1.1	1.1		ug/m3	1	4/19/2012 1:01:00 PM
2,2,4-trimethylpentane	1.7	0.71		ug/m3	1	4/19/2012 1:01:00 PM
4-ethyltoluene	2.8	0.75		ug/m3	1	4/19/2012 1:01:00 PM
Acetone	450	65		ug/m3	90	4/20/2012 12:50:00 AM
Allyl chloride	< 0.48	0.48		ug/m3	1	4/19/2012 1:01:00 PM
Benzene	4.1	0.49		ug/m3	1	4/19/2012 1:01:00 PM
Benzyl chloride	< 0.88	0.88		ug/m3	1	4/19/2012 1:01:00 PM
Bromodichloromethane	< 1.0	1.0		ug/m3	1	4/19/2012 1:01:00 PM
Bromoform	< 1.6	1.6		ug/m3	1	4/19/2012 1:01:00 PM
Bromomethane	< 0.59	0.59		ug/m3	1	4/19/2012 1:01:00 PM
Carbon disulfide	25	4.7		ug/m3	10	4/19/2012 11:38:00 PM
Carbon tetrachloride	< 0.96	0.96		ug/m3	1	4/19/2012 1:01:00 PM
Chlorobenzene	< 0.70	0.70		ug/m3	1	4/19/2012 1:01:00 PM
Chloroethane	< 0.40	0.40		ug/m3	1	4/19/2012 1:01:00 PM
Chloroform	0.60	0.74	J	ug/m3	1	4/19/2012 1:01:00 PM
Chloromethane	< 0.31	0.31		ug/m3	1	4/19/2012 1:01:00 PM
cis-1,2-Dichloroethene	1.8	0.60		ug/m3	1	4/19/2012 1:01:00 PM
cis-1,3-Dichloropropene	< 0.69	0.69		ug/m3	1	4/19/2012 1:01:00 PM
Cyclohexane	< 0.52	0.52		ug/m3	1	4/19/2012 1:01:00 PM
Dibromochloromethane	< 1.3	1.3		ug/m3	1	4/19/2012 1:01:00 PM
Ethyl acetate	< 0.92	0.92		ug/m3	1	4/19/2012 1:01:00 PM
Ethylbenzene	26	6.6		ug/m3	10	4/19/2012 11:38:00 PM
Freon 11	1.7	0.86		ug/m3	1	4/19/2012 1:01:00 PM
Freon 113	1.2	1.2		ug/m3	1	4/19/2012 1:01:00 PM
Freon 114	< 1.1	1.1		ug/m3	1	4/19/2012 1:01:00 PM

Qualifiers:

**	Reporting Limit	.	Results reported are not blank corrected
B	Analyte detected in the associated Method Blank	E	Value above quantitation range
H	Holding times for preparation or analysis exceeded	J	Analyte detected at or below quantitation limits
JN	Non-routine analyte. Quantitation estimated.	ND	Not Detected at the Reporting Limit
S	Spike Recovery outside accepted recovery limits		

Centek Laboratories, LLC

Date: *27-Apr-12*

CLIENT:	Arcadis	**Client Sample ID:**	WL-VP-5
Lab Order:	C1204029	**Tag Number:**	222,113
Project:	LMC Corp Utica	**Collection Date:**	4/13/2012
Lab ID:	C1204029-005A	**Matrix:**	AIR

Analyses	Result	**Limit	Qual	Units	DF	Date Analyzed
1UG/M3 BY METHOD TO15		**TO-15**				Analyst: **RJP**
Freon 12	< 0.75	0.75		ug/m3	1	4/19/2012 1:01:00 PM
Heptane	7.2	0.62		ug/m3	1	4/19/2012 1:01:00 PM
Hexachloro-1,3-butadiene	< 1.6	1.6		ug/m3	1	4/19/2012 1:01:00 PM
Hexane	< 0.54	0.54		ug/m3	1	4/19/2012 1:01:00 PM
Isopropyl alcohol	< 0.37	0.37		ug/m3	1	4/19/2012 1:01:00 PM
m&p-Xylene	75	13		ug/m3	10	4/19/2012 11:38:00 PM
Methyl Butyl Ketone	< 1.2	1.2		ug/m3	1	4/19/2012 1:01:00 PM
Methyl Ethyl Ketone	15	9.0		ug/m3	10	4/19/2012 11:38:00 PM
Methyl Isobutyl Ketone	< 1.2	1.2		ug/m3	1	4/19/2012 1:01:00 PM
Methyl tert-butyl ether	< 0.55	0.55		ug/m3	1	4/19/2012 1:01:00 PM
Methylene chloride	28	5.3		ug/m3	10	4/19/2012 11:38:00 PM
o-Xylene	18	6.6		ug/m3	10	4/19/2012 11:38:00 PM
Propylene	< 0.26	0.26		ug/m3	1	4/19/2012 1:01:00 PM
Styrene	< 0.65	0.65		ug/m3	1	4/19/2012 1:01:00 PM
Tetrachloroethylene	19	10		ug/m3	10	4/19/2012 11:38:00 PM
Tetrahydrofuran	< 0.45	0.45		ug/m3	1	4/19/2012 1:01:00 PM
Toluene	43	5.7		ug/m3	10	4/19/2012 11:38:00 PM
trans-1,2-Dichloroethene	< 0.60	0.60		ug/m3	1	4/19/2012 1:01:00 PM
trans-1,3-Dichloropropene	< 0.69	0.69		ug/m3	1	4/19/2012 1:01:00 PM
Trichloroethene	8.7	0.82		ug/m3	1	4/19/2012 1:01:00 PM
Vinyl acetate	< 0.54	0.54		ug/m3	1	4/19/2012 1:01:00 PM
Vinyl Bromide	< 0.67	0.67		ug/m3	1	4/19/2012 1:01:00 PM
Vinyl chloride	< 0.39	0.39		ug/m3	1	4/19/2012 1:01:00 PM

Qualifiers:

**	Reporting Limit	.	Results reported are not blank corrected
B	Analyte detected in the associated Method Blank	E	Value above quantitation range
H	Holding times for preparation or analysis exceeded	J	Analyte detected at or below quantitation limits
JN	Non-routine analyte. Quantitation estimated.	ND	Not Detected at the Reporting Limit
S	Spike Recovery outside accepted recovery limits		

Quantitation Report (QT Reviewed)

Data File : C:\HPCHEM\1\DATA\AJ041910.D Vial: 66
Acq On : 19 Apr 2012 1:01 pm Operator: RJP
Sample : C1204029-005A Inst : MSD #1
Misc : A402_1UG Multiplr: 1.00
MS Integration Params: RTEINT.P
Quant Time: Apr 20 09:31:02 2012 Quant Results File: A402_1UG.RES

Quant Method : C:\HPCHEM\1\METHODS\A402_1UG.M (RTE Integrator)
Title : TO-15 VOA Standards for 5 point calibration
Last Update : Fri Apr 20 08:22:16 2012
Response via : Initial Calibration
DataAcq Meth : A402_1UG

Internal Standards	R.T.	QIon	Response	Conc	Units		Dev(Min)
1) Bromochloromethane	7.37	128	16274	1.00	ppb		0.04
32) 1,4-difluorobenzene	9.64	114	51448	1.00	ppb		0.02
47) Chlorobenzene-d5	14.58	117	47496	1.00	ppb		0.00
System Monitoring Compounds							
60) Bromofluorobenzene	16.14	95	33072m	1.13	ppb		0.00
Spiked Amount 1.000	Range 70 - 130		Recovery = 113.00%				
Target Compounds							Qvalue
6) Vinyl Chloride	3.27	62	1590	0.06	ppb		67
13) Freon 11	4.06	101	26042	0.29	ppb		98
14) Acetone	4.20	58	1212113	106.16	ppb	#	86
17) Freon 113	4.76	101	9142	0.15	ppb		94
18) Methylene chloride	4.98	84	239845	10.04	ppb		96
20) Carbon disulfide	5.06	76	625738	9.96	ppb		98
25) Methyl Ethyl Ketone	6.59	72	42434	4.50	ppb	#	1
26) cis-1,2-dichloroethene	6.96	61	13613	0.44	ppb		97
29) Chloroform	7.53	83	7848	0.12	ppb		86
36) Benzene	8.86	78	72350	1.27	ppb		98
39) 2,2,4-trimethylpentane	9.81	57	22387	0.35	ppb	#	61
40) Heptane	10.23	43	37300	1.73	ppb	#	73
41) Trichloroethene	10.32	130	56464	1.60	ppb		96
48) Toluene	12.62	92	807124	17.51	ppb		98
53) Tetrachloroethylene	13.67	164	195786	3.75	ppb		98
55) Ethylbenzene	14.89	91	1058819	10.53	ppb		100
56) m&p-xylene	15.06	91	2625387	30.53	ppb		100
59) o-xylene	15.52	91	879205	7.72	ppb		91
63) 4-ethyltoluene	16.71	105	56814	0.57	ppb		95
64) 1,3,5-trimethylbenzene	16.77	105	38721	0.36	ppb		97
65) 1,2,4-trimethylbenzene	17.18	105	127846	1.48	ppb		99

(#) = qualifier out of range (m) = manual integration (+) = signals summed

Quantitation Report (QT Reviewed)

Data File : C:\HPCHEM\1\DATA\AJ041910.D
Acq On : 19 Apr 2012 1:01 pm
Sample : C1204029-005A
Misc : A402_1UG
MS Integration Params: RTEINT.P
Quant Time: Apr 20 9:32 2012

Vial: 66
Operator: RJP
Inst : MSD #1
Multiplr: 1.00
Quant Results File: A402_1UG.RES

Method : C:\HPCHEM\1\METHODS\A402_1UG.M (RTE Integrator)
Title : TO-15 VOA Standards for 5 point calibration
Last Update : Fri Apr 27 10:17:02 2012
Response via : Initial Calibration

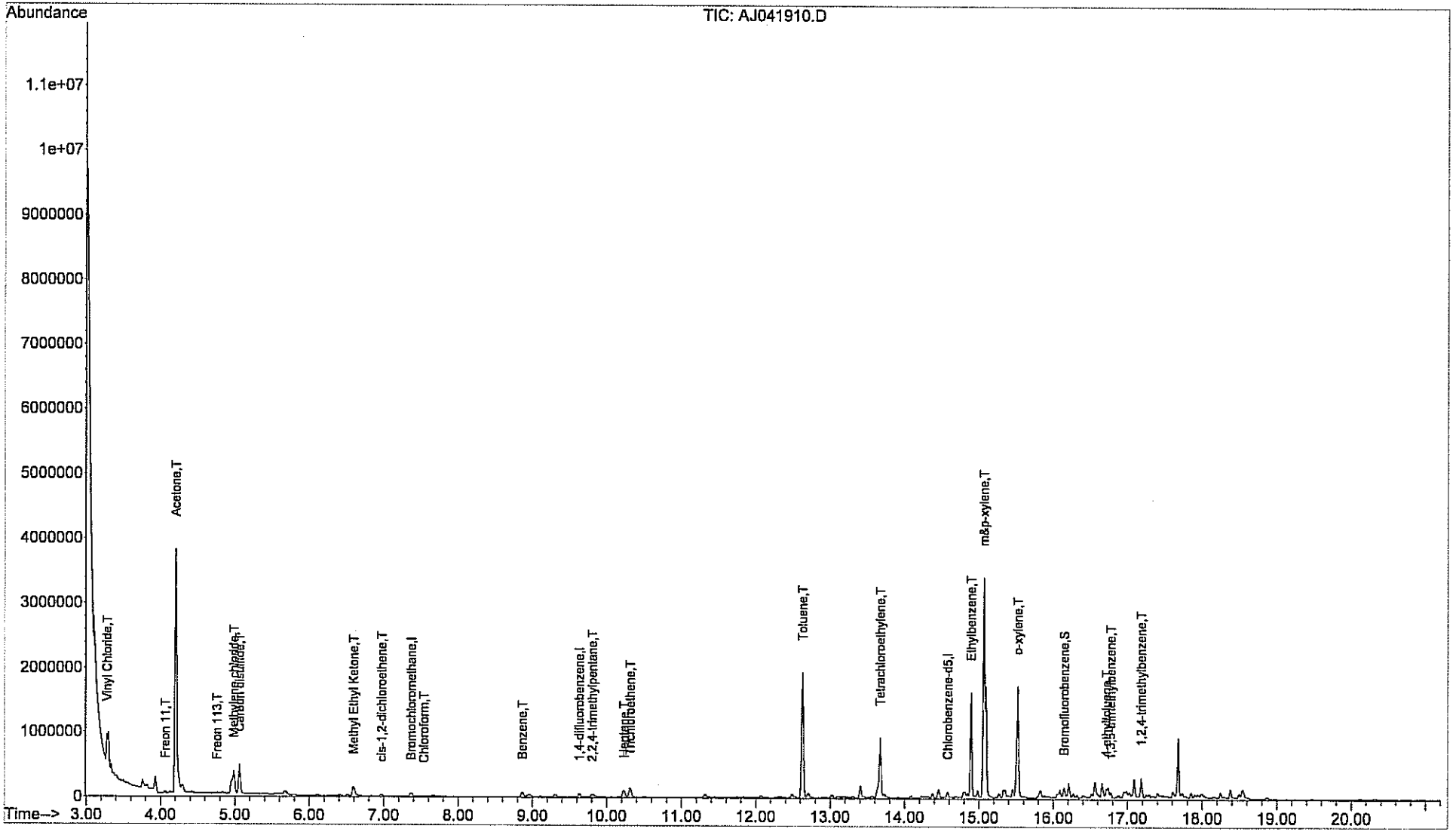

Centek Laboratories, LLC

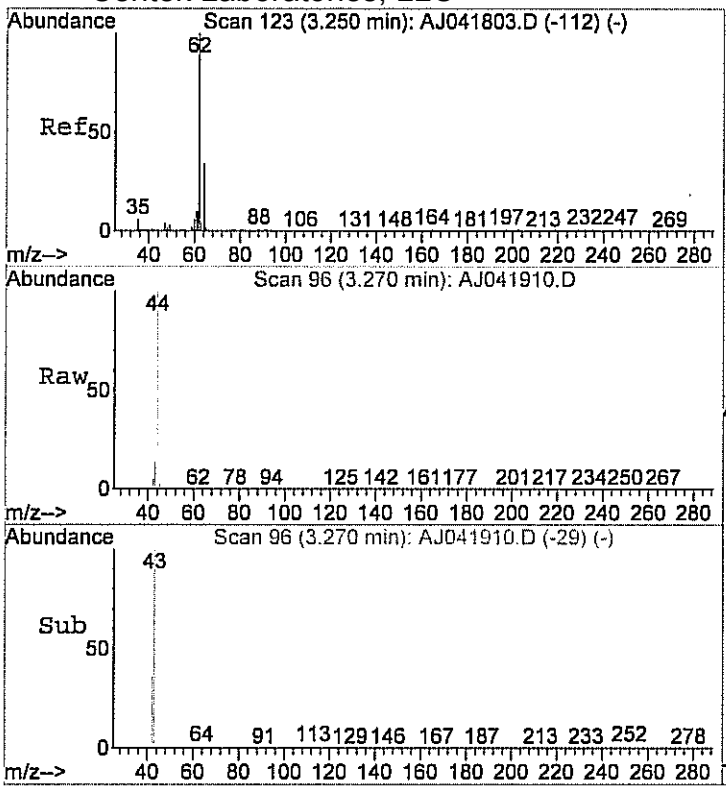

#6
Vinyl Chloride
Concen: 0.06 ppb
RT: 3.27 min Scan# 96
Delta R.T. 0.05 min
Lab File: AJ041910.D
Acq: 19 Apr 2012 1:01 pm

Tgt Ion: 62 Resp: 1590

Ion	Ratio	Lower	Upper
62	100		
64	50.1	1.6	61.6

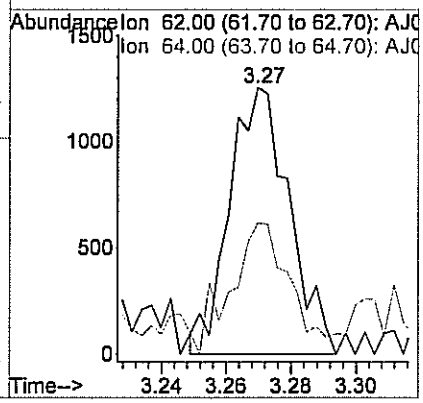

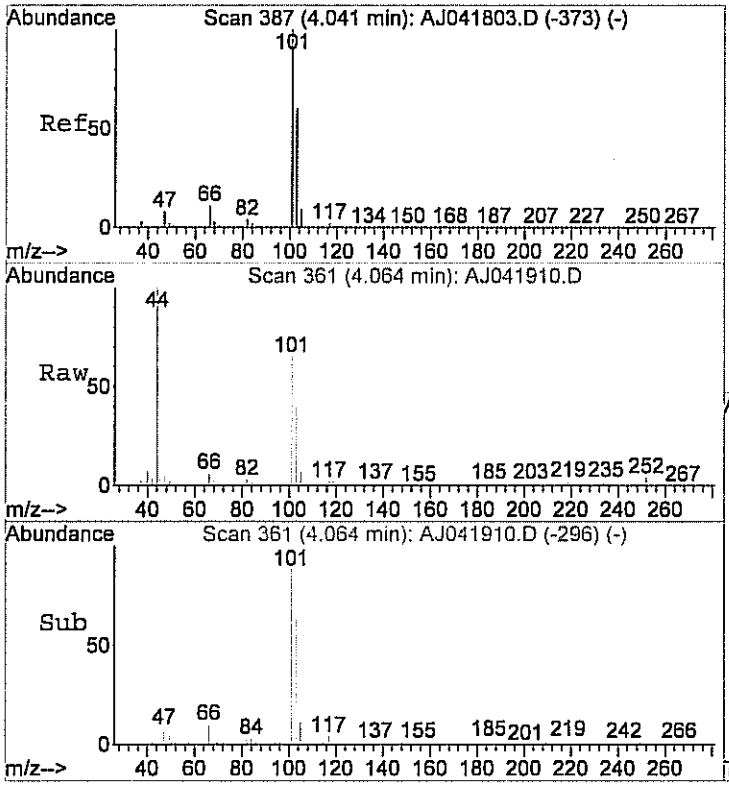

#13
Freon 11
Concen: 0.29 ppb
RT: 4.06 min Scan# 361
Delta R.T. 0.05 min
Lab File: AJ041910.D
Acq: 19 Apr 2012 1:01 pm

Tgt Ion:101 Resp: 26042

Ion	Ratio	Lower	Upper
101	100		
103	63.5	45.3	85.3
105	10.9	0.0	30.6

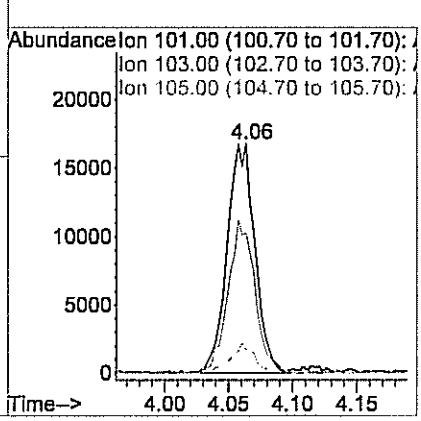

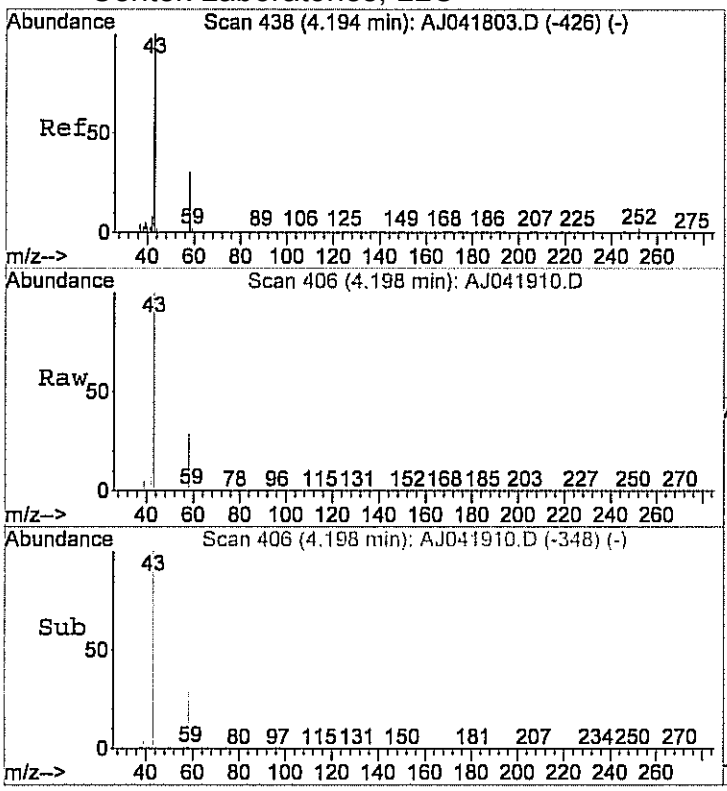

#14
Acetone
Concen: 106.16 ppb
RT: 4.20 min Scan# 406
Delta R.T. 0.03 min
Lab File: AJ041910.D
Acq: 19 Apr 2012 1:01 pm

Tgt Ion: 58 Resp: 1212113

Ion	Ratio	Lower	Upper
58	100		
43	349.0	350.5	410.5#

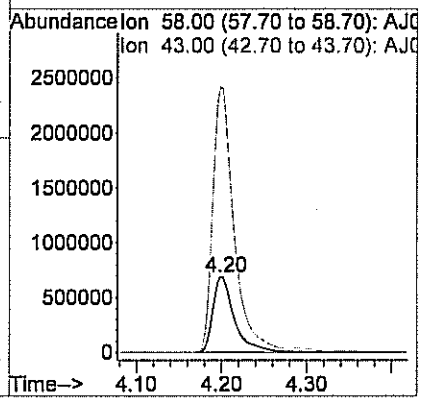

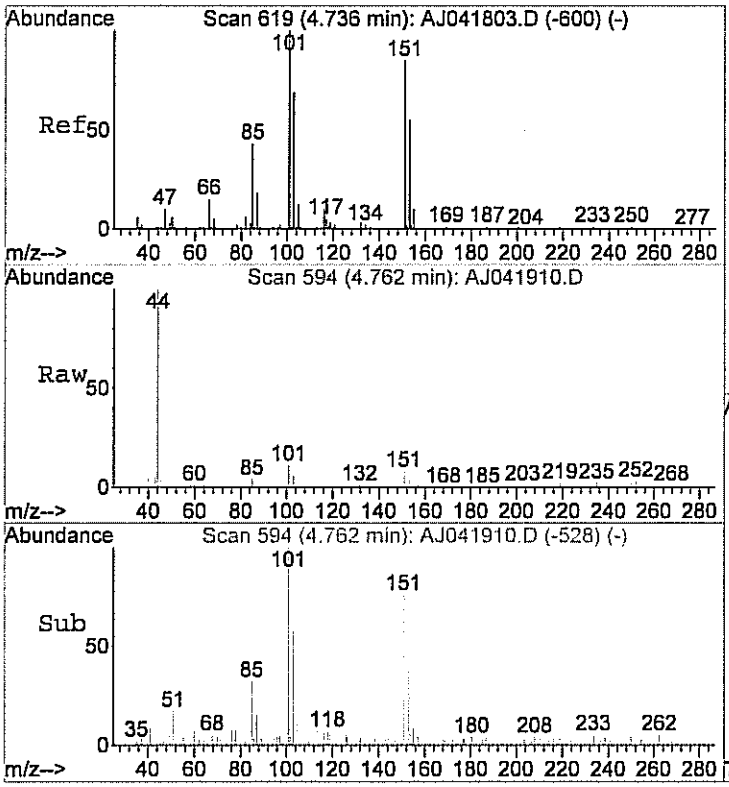

#17
Freon 113
Concen: 0.15 ppb
RT: 4.76 min Scan# 594
Delta R.T. 0.05 min
Lab File: AJ041910.D
Acq: 19 Apr 2012 1:01 pm

Tgt Ion:101 Resp: 9142

Ion	Ratio	Lower	Upper
101	100		
103	56.7	44.1	84.1
151	81.0	63.6	103.6

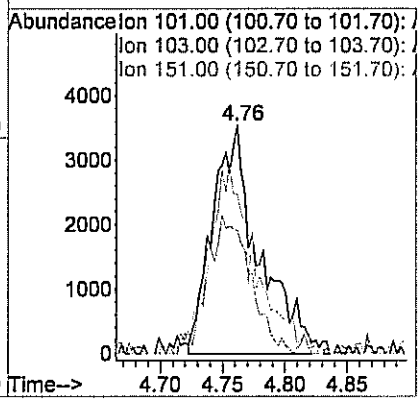

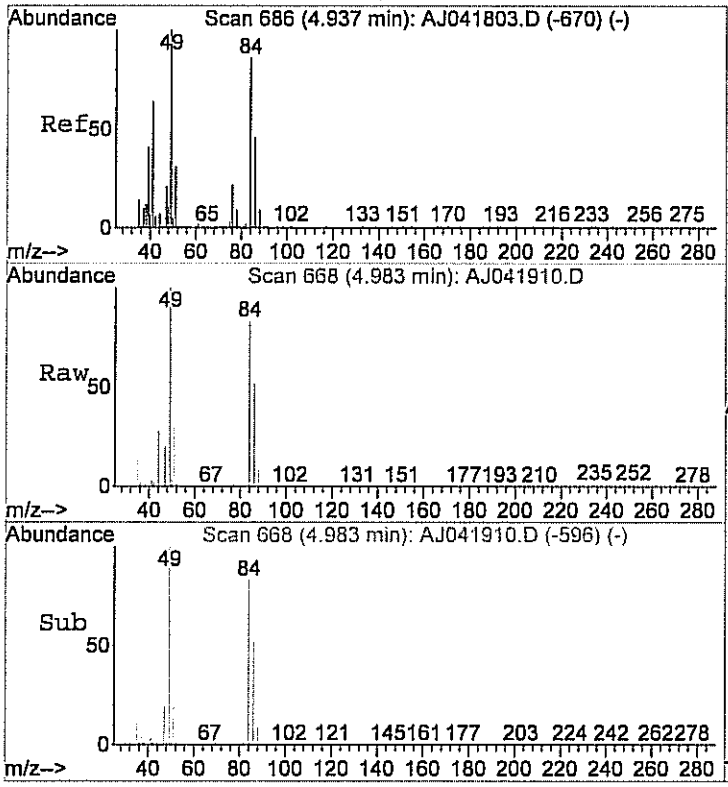

#18
Methylene chloride
Concen: 10.04 ppb
RT: 4.98 min Scan# 668
Delta R.T. 0.07 min
Lab File: AJ041910.D
Acq: 19 Apr 2012 1:01 pm

Tgt Ion: 84 Resp: 239845

Ion	Ratio	Lower	Upper
84	100		
49	119.4	105.6	145.6
86	64.8	43.2	83.2

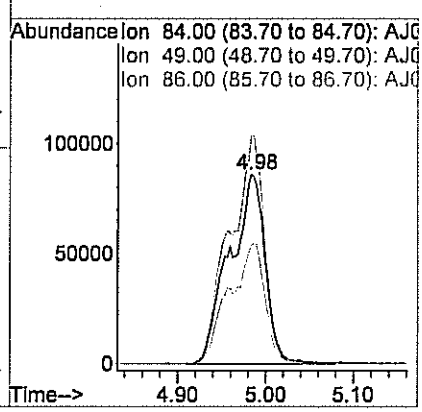

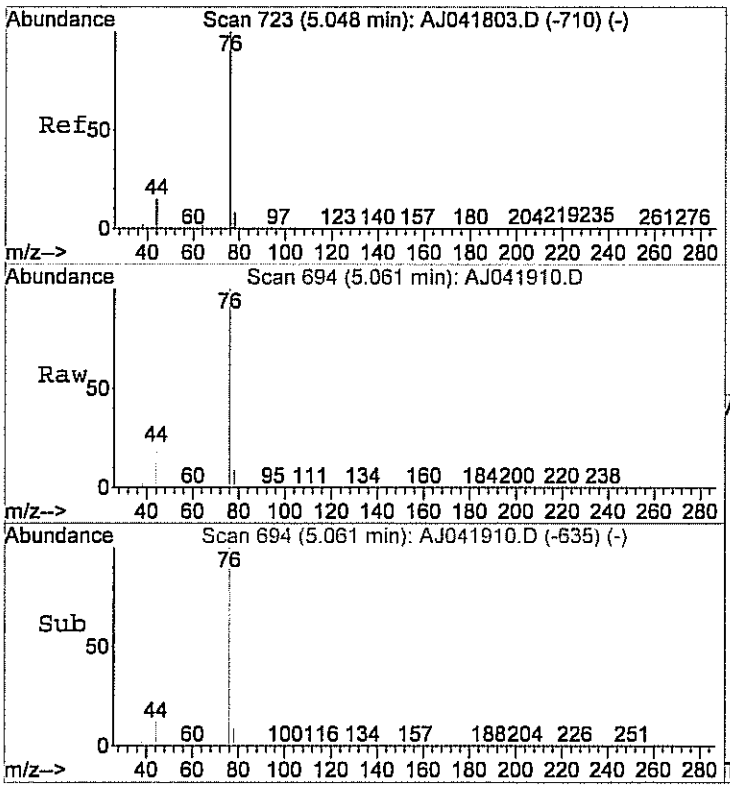

#20
Carbon disulfide
Concen: 9.96 ppb
RT: 5.06 min Scan# 694
Delta R.T. 0.03 min
Lab File: AJ041910.D
Acq: 19 Apr 2012 1:01 pm

Tgt Ion: 76 Resp: 625738

Ion	Ratio	Lower	Upper
76	100		
78	9.2	0.0	29.9

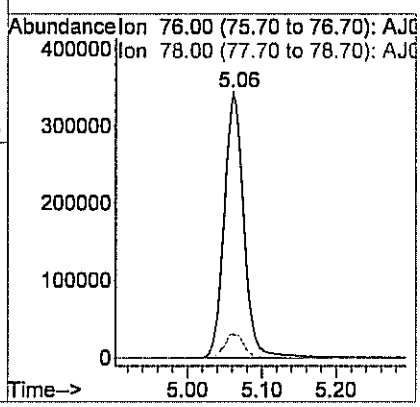

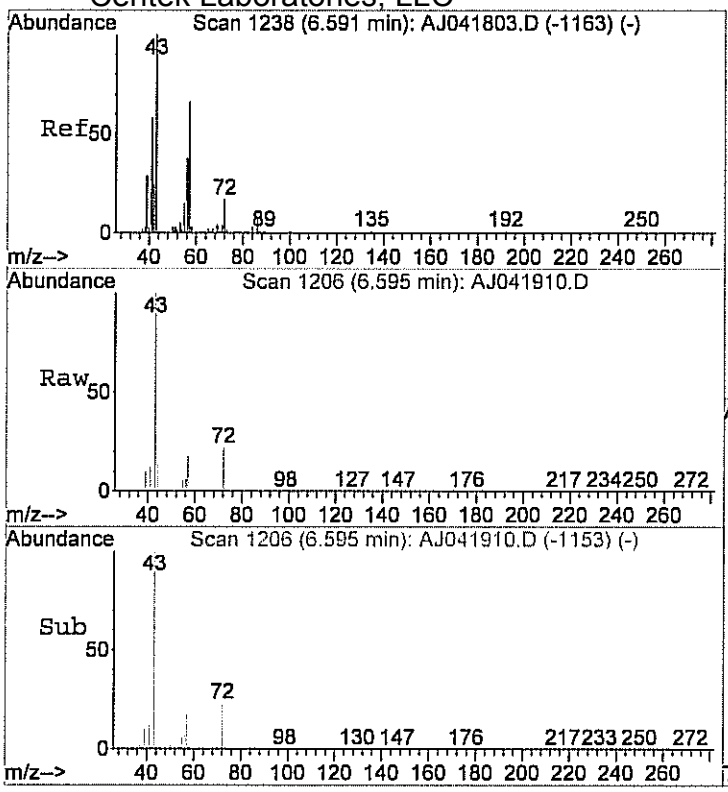

#25
Methyl Ethyl Ketone
Concen: 4.50 ppb
RT: 6.59 min Scan# 1206
Delta R.T. 0.01 min
Lab File: AJ041910.D
Acq: 19 Apr 2012 1:01 pm

Tgt Ion: 72 Resp: 42434

Ion	Ratio	Lower	Upper
72	100		
43	0.0	557.0	597.0#
72	100.0	80.0	120.0

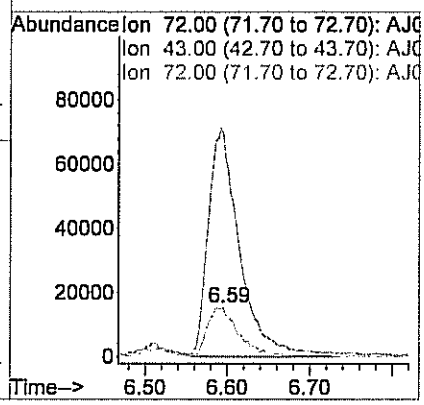

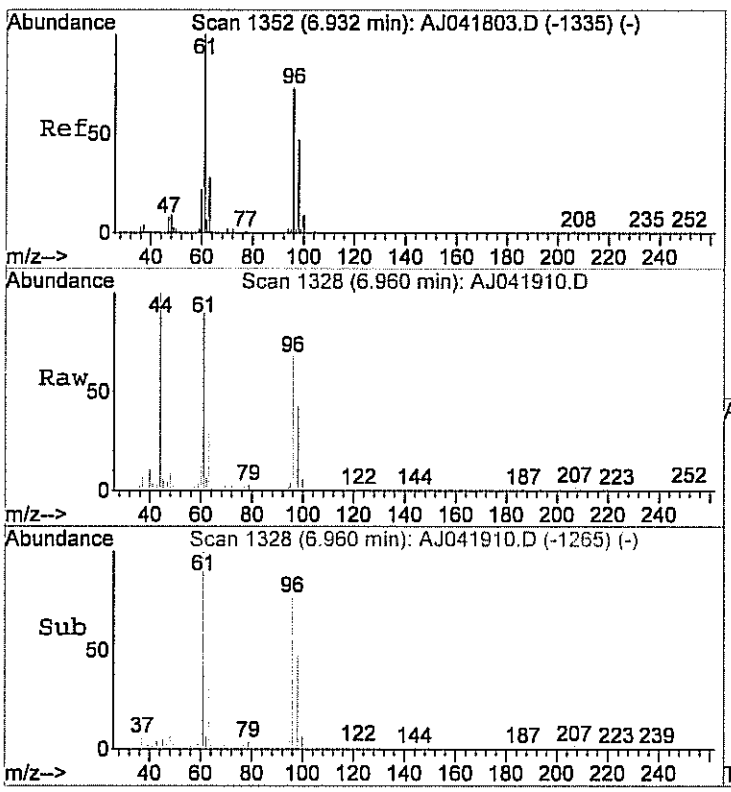

#26
cis-1,2-dichloroethene
Concen: 0.44 ppb
RT: 6.96 min Scan# 1328
Delta R.T. 0.04 min
Lab File: AJ041910.D
Acq: 19 Apr 2012 1:01 pm

Tgt Ion: 61 Resp: 13613

Ion	Ratio	Lower	Upper
61	100		
96	82.9	64.9	104.9
98	51.1	33.5	73.5

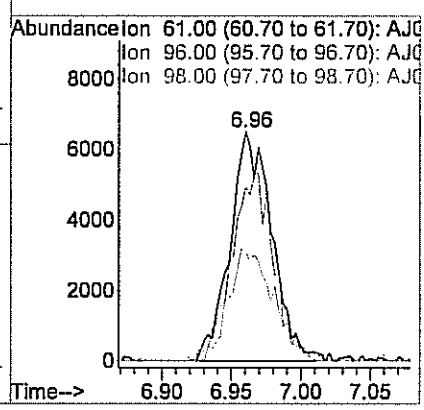

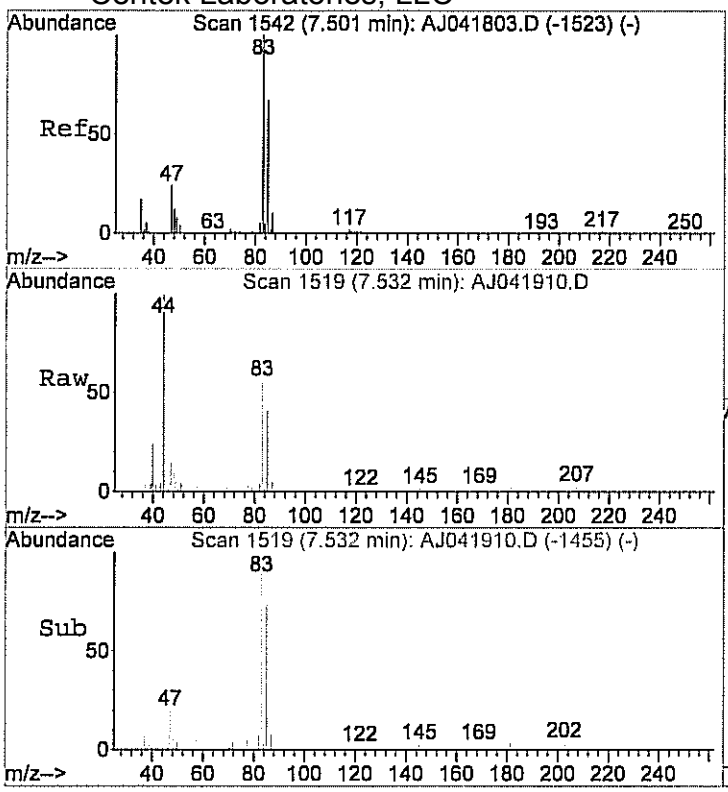

#29
Chloroform
Concen: 0.12 ppb
RT: 7.53 min Scan# 1519
Delta R.T. 0.04 min
Lab File: AJ041910.D
Acq: 19 Apr 2012 1:01 pm

Tgt Ion: 83 Resp: 7848

Ion	Ratio	Lower	Upper
83	100		
85	75.0	43.8	83.8

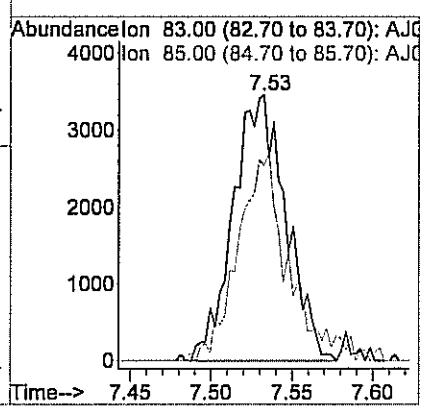

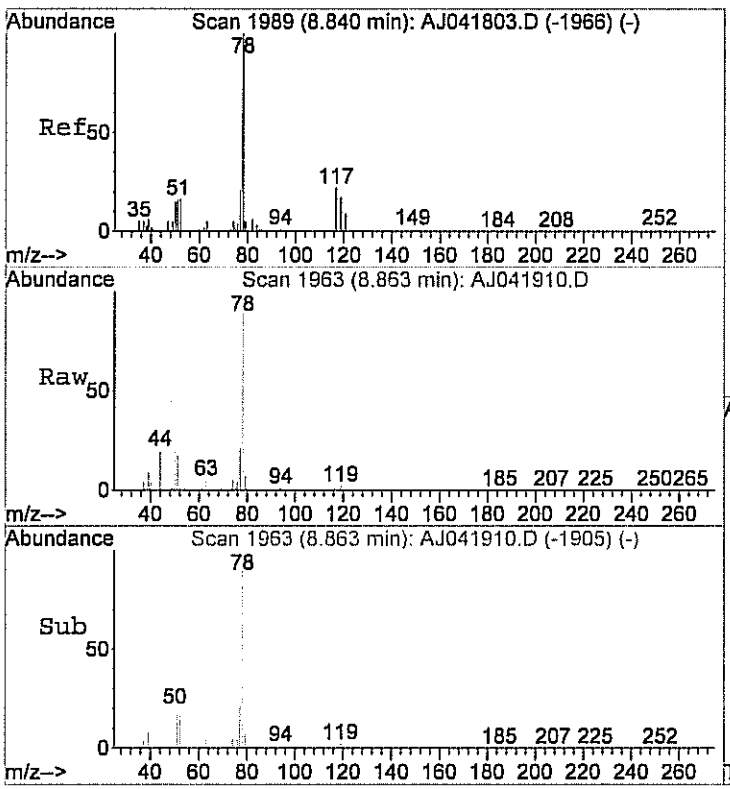

#36
Benzene
Concen: 1.27 ppb
RT: 8.86 min Scan# 1963
Delta R.T. 0.03 min
Lab File: AJ041910.D
Acq: 19 Apr 2012 1:01 pm

Tgt Ion: 78 Resp: 72350

Ion	Ratio	Lower	Upper
78	100		
77	23.2	2.1	42.1
51	21.2	1.7	41.7

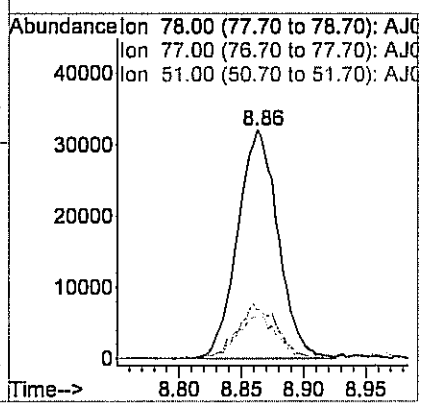

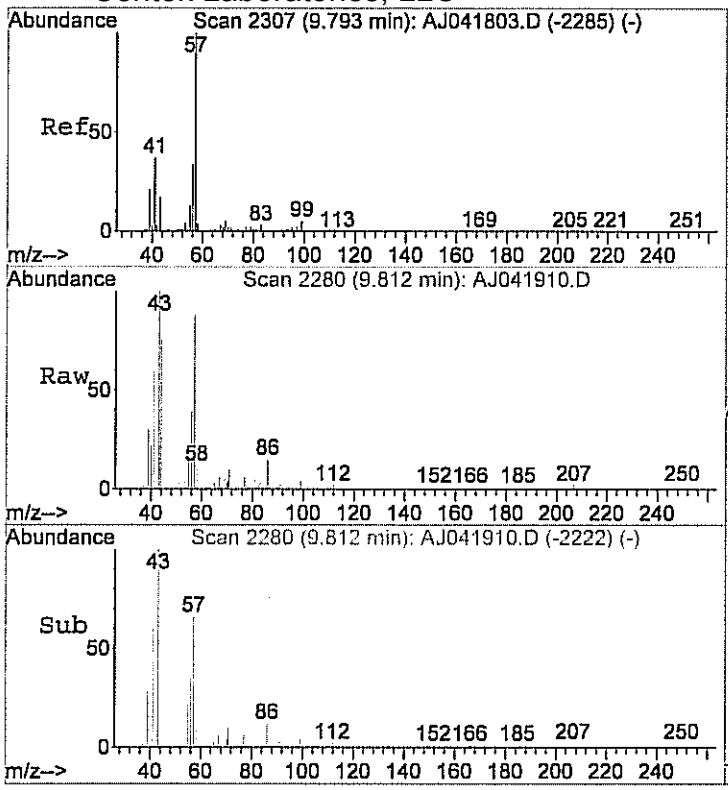

#39
2,2,4-trimethylpentane
Concen: 0.35 ppb
RT: 9.81 min Scan# 2280
Delta R.T. 0.03 min
Lab File: AJ041910.D
Acq: 19 Apr 2012 1:01 pm

Tgt Ion: 57 Resp: 22387

Ion	Ratio	Lower	Upper
57	100		
41	66.7	22.6	62.6#
56	57.1	14.1	54.1#

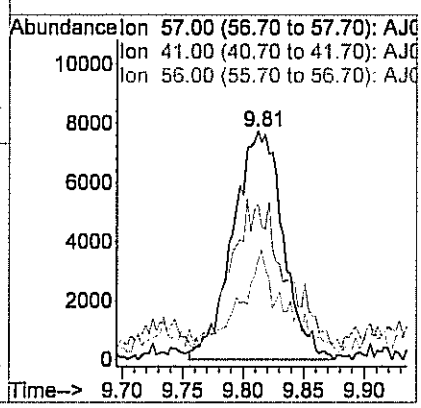

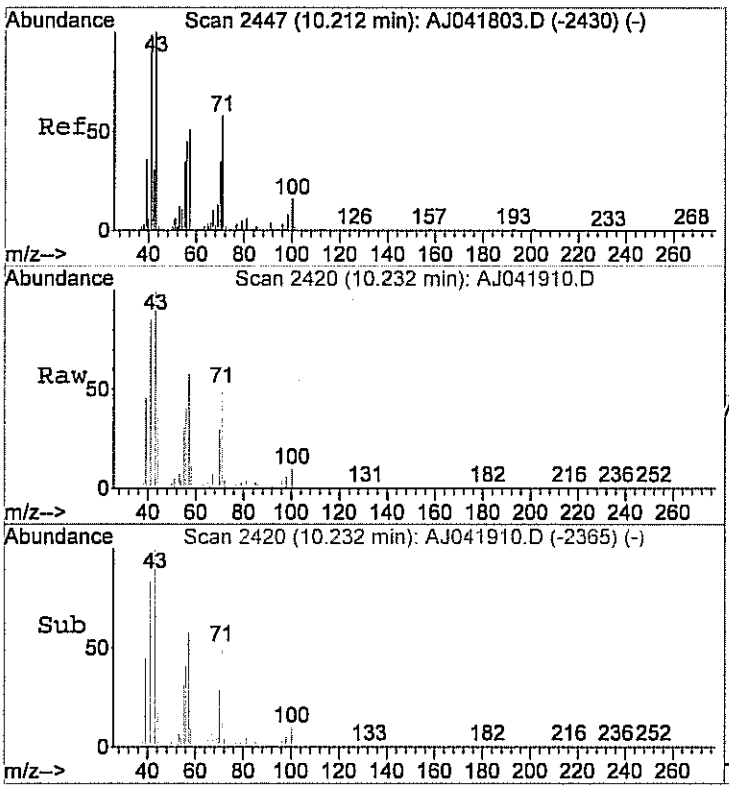

#40
Heptane
Concen: 1.73 ppb
RT: 10.23 min Scan# 2420
Delta R.T. 0.02 min
Lab File: AJ041910.D
Acq: 19 Apr 2012 1:01 pm

Tgt Ion: 43 Resp: 37300

Ion	Ratio	Lower	Upper
43	100		
57	87.6	33.3	73.3#
71	54.1	40.2	80.2

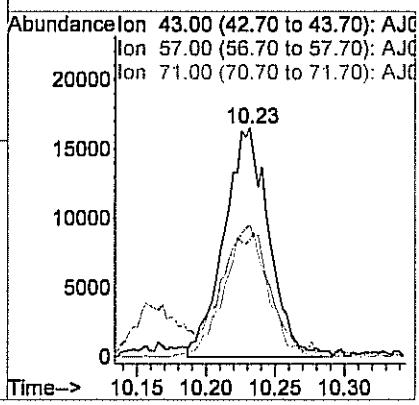

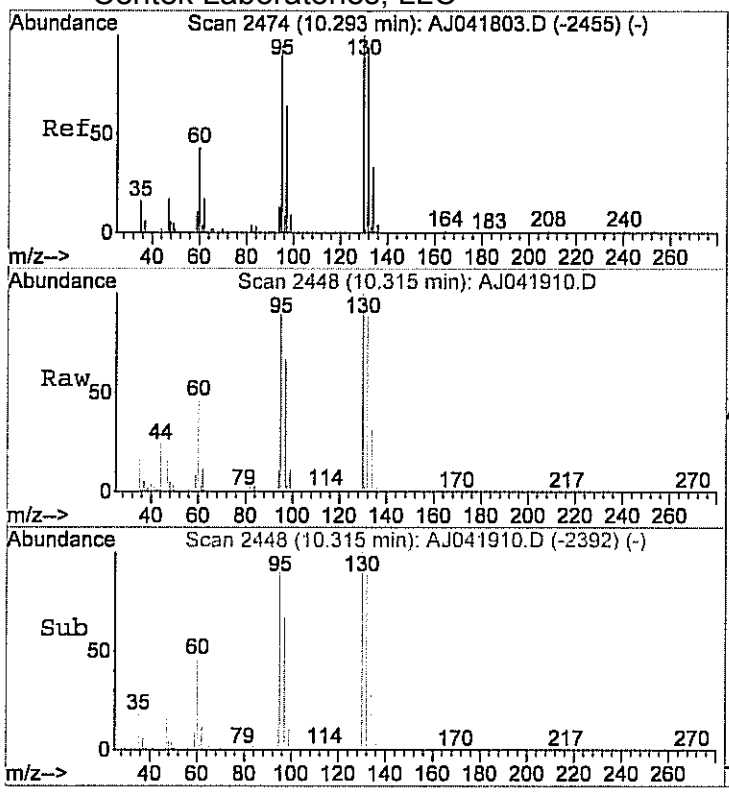

#41
Trichloroethene
Concen: 1.60 ppb
RT: 10.32 min Scan# 2448
Delta R.T. 0.02 min
Lab File: AJ041910.D
Acq: 19 Apr 2012 1:01 pm

Tgt Ion:130 Resp: 56464

Ion	Ratio	Lower	Upper
130	100		
132	94.3	80.6	120.6
95	97.4	75.3	115.3

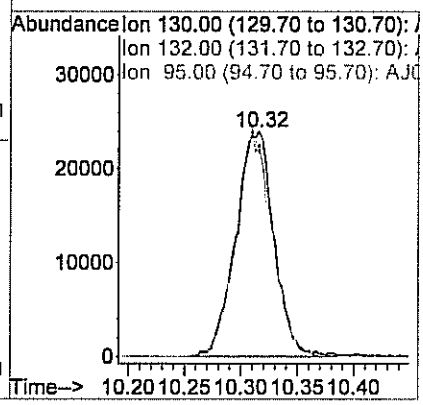

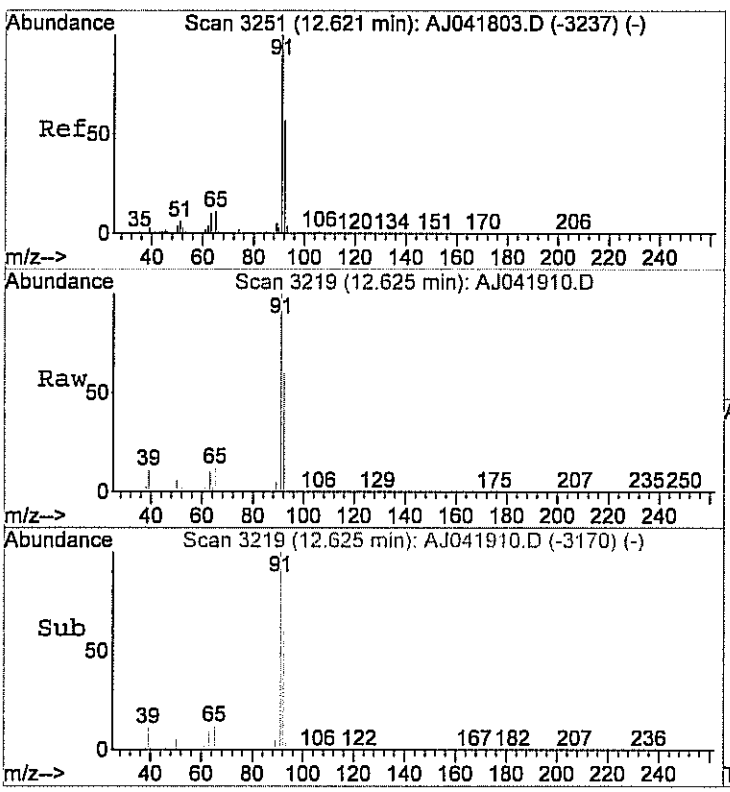

#48
Toluene
Concen: 17.51 ppb
RT: 12.62 min Scan# 3219
Delta R.T. -0.00 min
Lab File: AJ041910.D
Acq: 19 Apr 2012 1:01 pm

Tgt Ion: 92 Resp: 807124

Ion	Ratio	Lower	Upper
92	100		
91	174.4	156.8	196.8

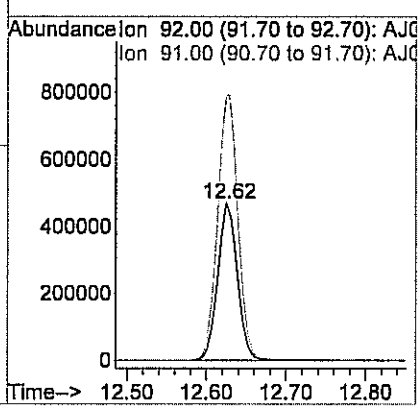

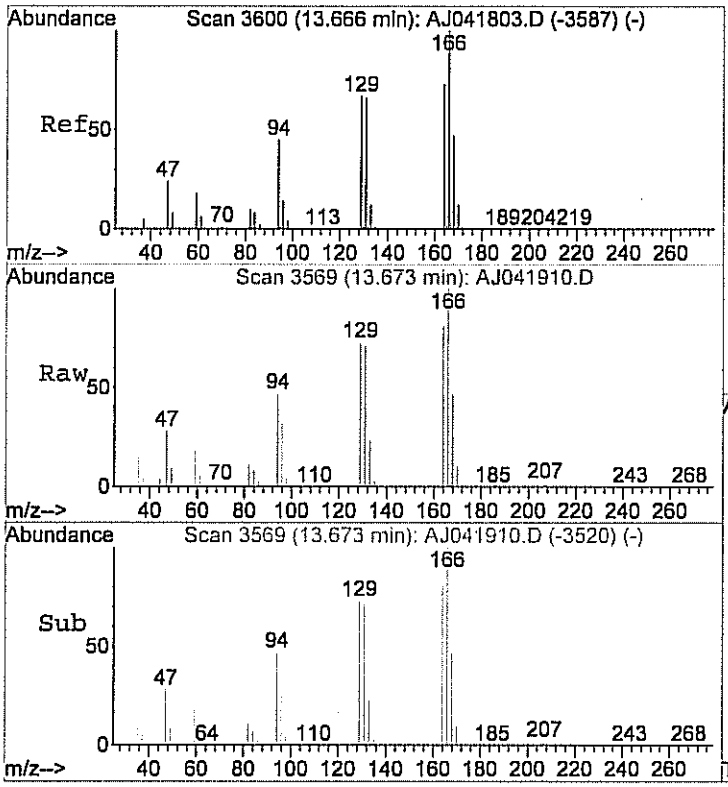

#53
Tetrachloroethylene
Concen: 3.75 ppb
RT: 13.67 min Scan# 3569
Delta R.T. -0.00 min
Lab File: AJ041910.D
Acq: 19 Apr 2012 1:01 pm

Tgt Ion:164 Resp: 195786

Ion	Ratio	Lower	Upper
164	100		
166	129.1	106.3	146.3

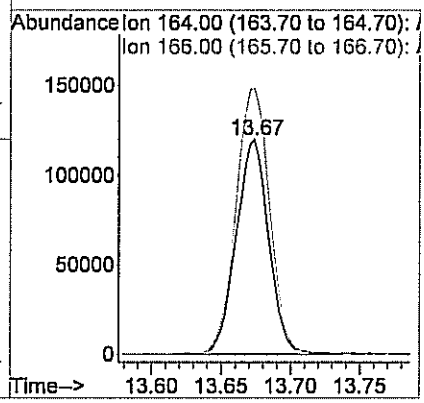

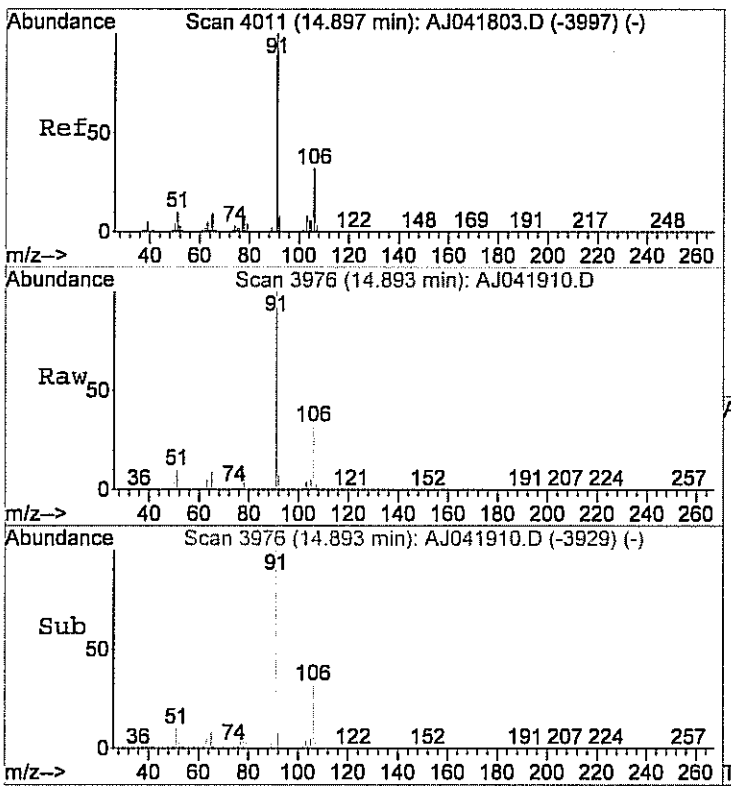

#55
Ethylbenzene
Concen: 10.53 ppb
RT: 14.89 min Scan# 3976
Delta R.T. -0.01 min
Lab File: AJ041910.D
Acq: 19 Apr 2012 1:01 pm

Tgt Ion: 91 Resp: 1058819

Ion	Ratio	Lower	Upper
91	100		
106	32.0	12.1	52.1

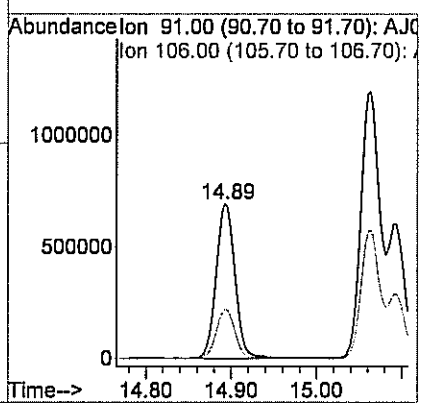

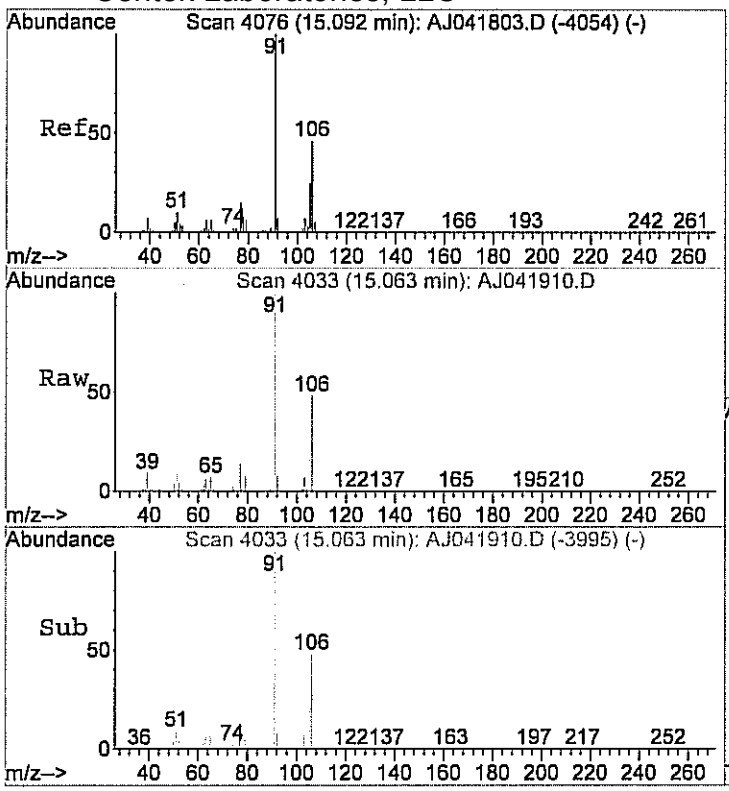

#56
m&p-xylene
Concen: 30.53 ppb
RT: 15.06 min Scan# 4033
Delta R.T. -0.03 min
Lab File: AJ041910.D
Acq: 19 Apr 2012 1:01 pm

Tgt Ion: 91 Resp: 2625387

Ion	Ratio	Lower	Upper
91	100		
106	48.4	28.3	68.3

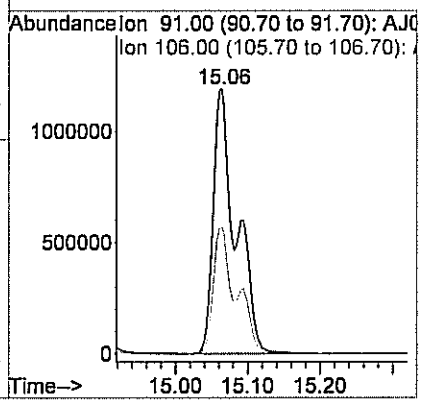

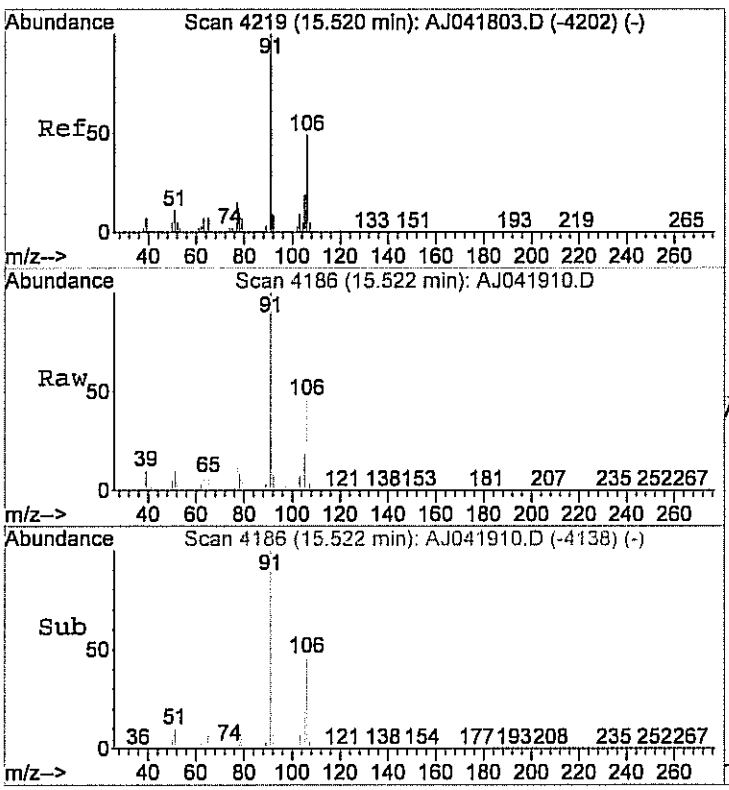

#59
o-xylene
Concen: 7.72 ppb
RT: 15.52 min Scan# 4186
Delta R.T. -0.00 min
Lab File: AJ041910.D
Acq: 19 Apr 2012 1:01 pm

Tgt Ion: 91 Resp: 879205

Ion	Ratio	Lower	Upper
91	100		
106	46.0	20.3	60.3

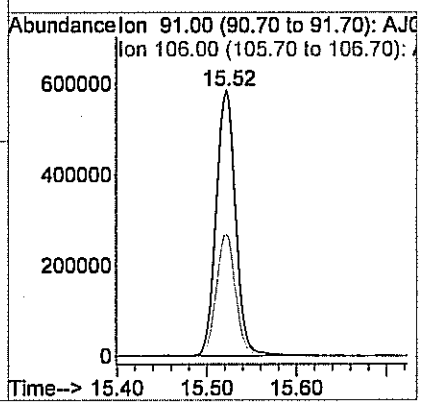

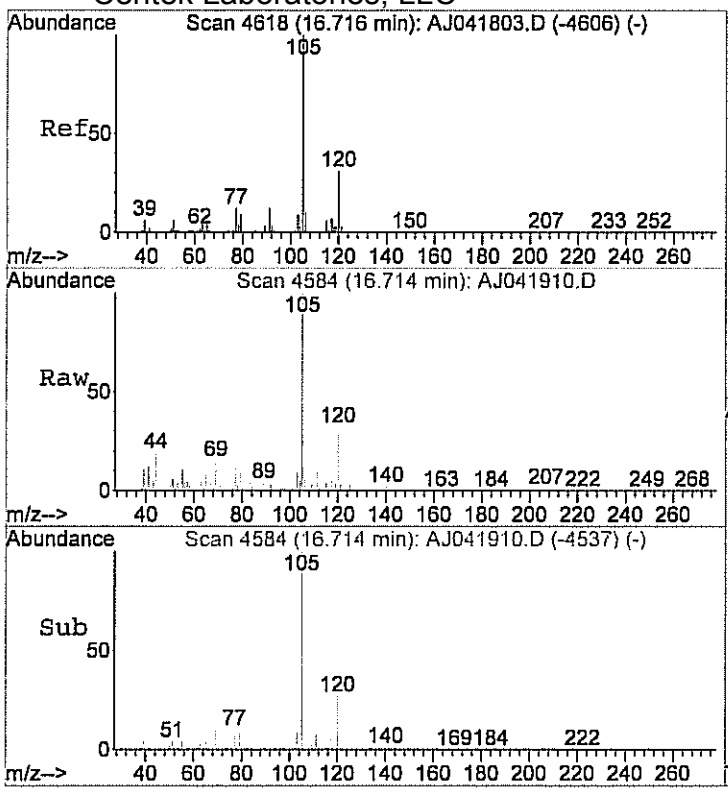

#63
4-ethyltoluene
Concen: 0.57 ppb
RT: 16.71 min Scan# 4584
Delta R.T. -0.01 min
Lab File: AJ041910.D
Acq: 19 Apr 2012 1:01 pm

Tgt Ion:105 Resp: 56814

Ion	Ratio	Lower	Upper
105	100		
120	28.2	10.7	50.7

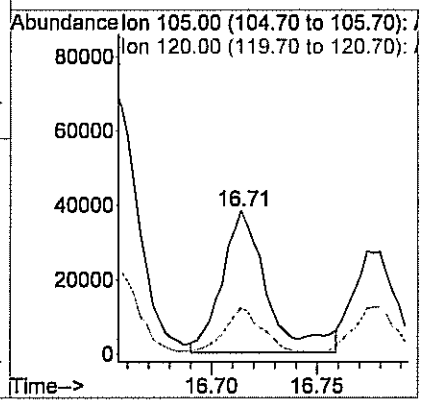

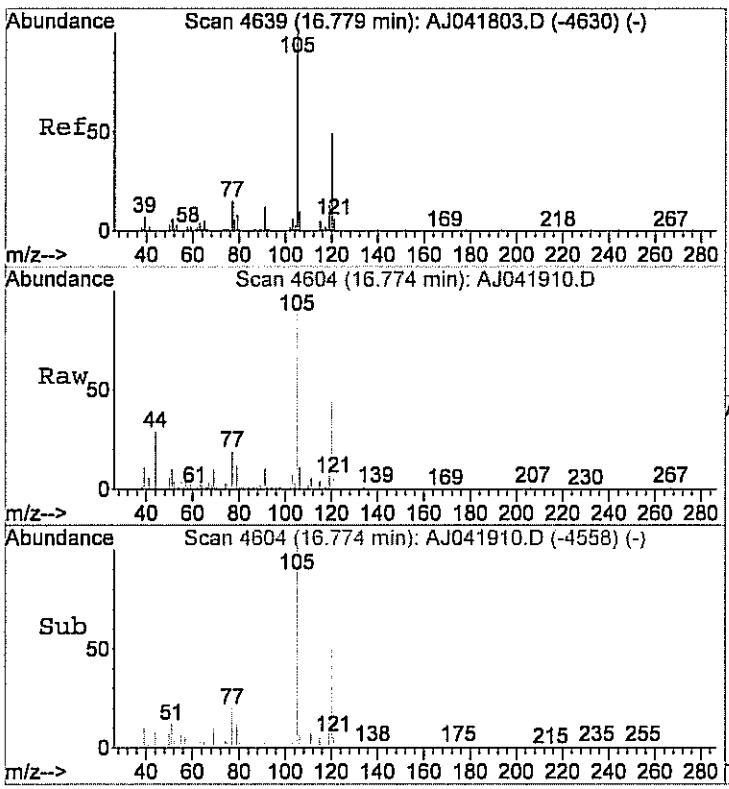

#64
1,3,5-trimethylbenzene
Concen: 0.36 ppb
RT: 16.77 min Scan# 4604
Delta R.T. -0.01 min
Lab File: AJ041910.D
Acq: 19 Apr 2012 1:01 pm

Tgt Ion:105 Resp: 38721

Ion	Ratio	Lower	Upper
105	100		
120	48.8	26.5	66.5

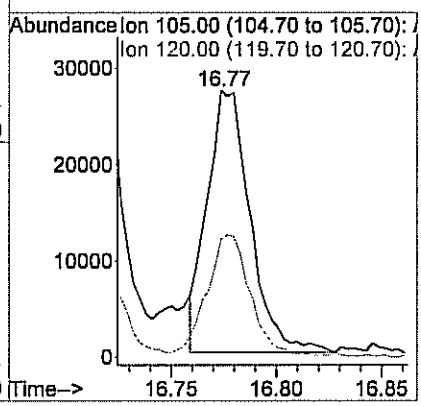

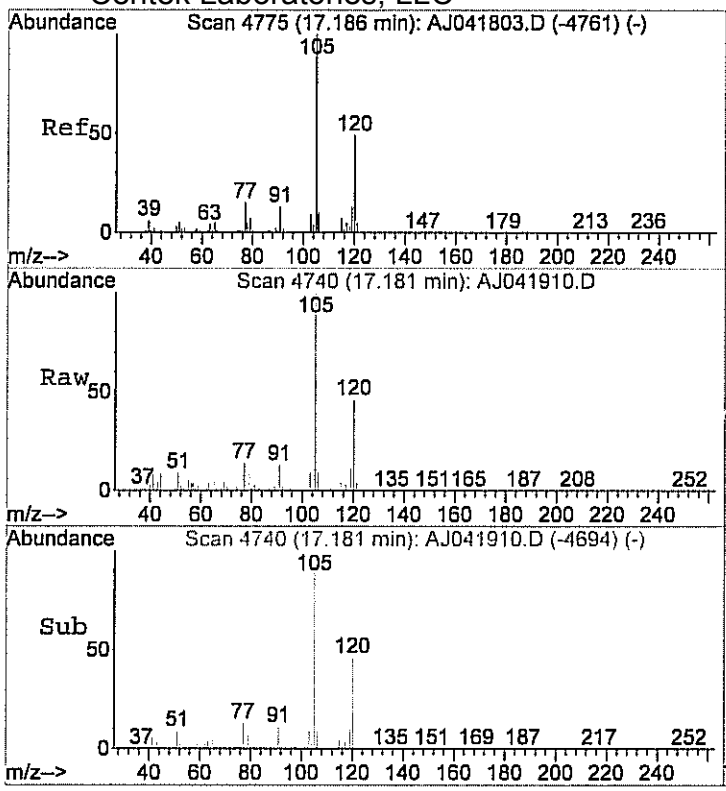

#65
1,2,4-trimethylbenzene
Concen: 1.48 ppb
RT: 17.18 min Scan# 4740
Delta R.T. -0.01 min
Lab File: AJ041910.D
Acq: 19 Apr 2012 1:01 pm

Tgt Ion:105 Resp: 127846

Ion	Ratio	Lower	Upper
105	100		
120	46.2	26.8	66.8

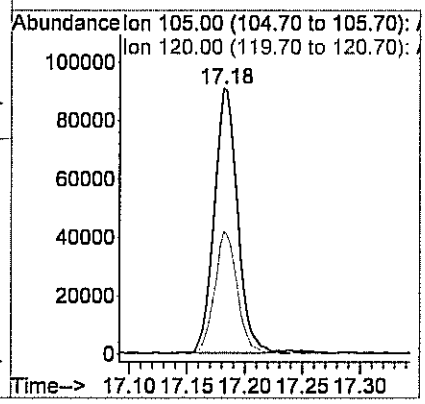

Quantitation Report (QT Reviewed)

Data File : C:\HPCHEM\1\DATA\AJ041927.D Vial: 81
Acq On : 19 Apr 2012 11:38 pm Operator: RJP
Sample : C1204029-005A 10x Inst : MSD #1
Misc : A402_1UG Multiplr: 1.00
MS Integration Params: RTEINT.P
Quant Time: Apr 20 08:25:51 2012 Quant Results File: A402_1UG.RES

Quant Method : C:\HPCHEM\1\METHODS\A402_1UG.M (RTE Integrator)
Title : TO-15 VOA Standards for 5 point calibration
Last Update : Fri Apr 20 08:22:16 2012
Response via : Initial Calibration
DataAcq Meth : A402_1UG

Internal Standards	R.T.	QIon	Response	Conc	Units		Dev(Min)
1) Bromochloromethane	7.36	128	21220	1.00	ppb		0.02
32) 1,4-difluorobenzene	9.64	114	62549	1.00	ppb		0.02
47) Chlorobenzene-d5	14.59	117	47312	1.00	ppb		0.00
System Monitoring Compounds							
60) Bromofluorobenzene	16.15	95	31637	1.08	ppb		0.00
Spiked Amount 1.000	Range 70 - 130		Recovery = 108.00%				
Target Compounds							Qvalue
2) Propylene	3.01	41	6781	0.36	ppb		100
14) Acetone	4.21	58	126840	8.52	ppb		89
18) Methylene chloride	4.97	84	24915	0.80	ppb		99
20) Carbon disulfide	5.07	76	64916	0.79	ppb		96
25) Methyl Ethyl Ketone	6.62	72	6323	0.51	ppb	#	1
36) Benzene	8.87	78	7296	0.11	ppb		95
48) Toluene	12.64	92	51758	1.13	ppb		99
53) Tetrachloroethylene	13.68	164	14442	0.28	ppb		94
55) Ethylbenzene	14.90	91	57778	0.58	ppb		98
56) m&p-xylene	15.07	91	146443	1.71	ppb		97
59) o-xylene	15.53	91	46609	0.41	ppb		91

(#) = qualifier out of range (m) = manual integration (+) = signals summed

Quantitation Report (QT Reviewed)

Data File : C:\HPCHEM\1\DATA\AJ041927.D Vial: 81
Acq On : 19 Apr 2012 11:38 pm Operator: RJP
Sample : C1204029-005A 10x Inst : MSD #1
Misc : A402_1UG Multiplr: 1.00
MS Integration Params: RTEINT.P
Quant Time: Apr 20 9:51 2012 Quant Results File: A402_1UG.RES

Method : C:\HPCHEM\1\METHODS\A402_1UG.M (RTE Integrator)
Title : TO-15 VOA Standards for 5 point calibration
Last Update : Fri Apr 27 10:17:02 2012
Response via : Initial Calibration

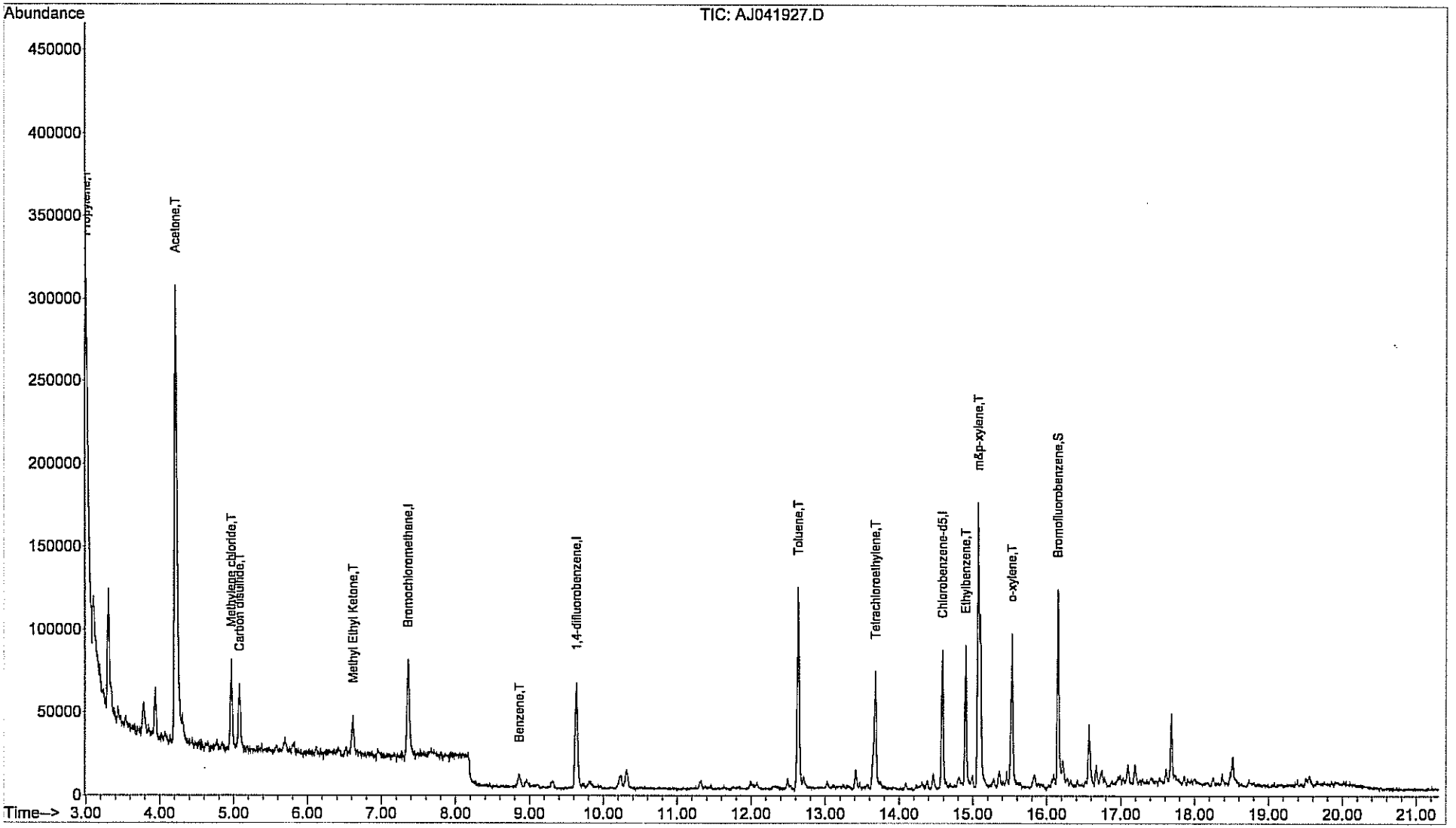

Centek Laboratories, LLC

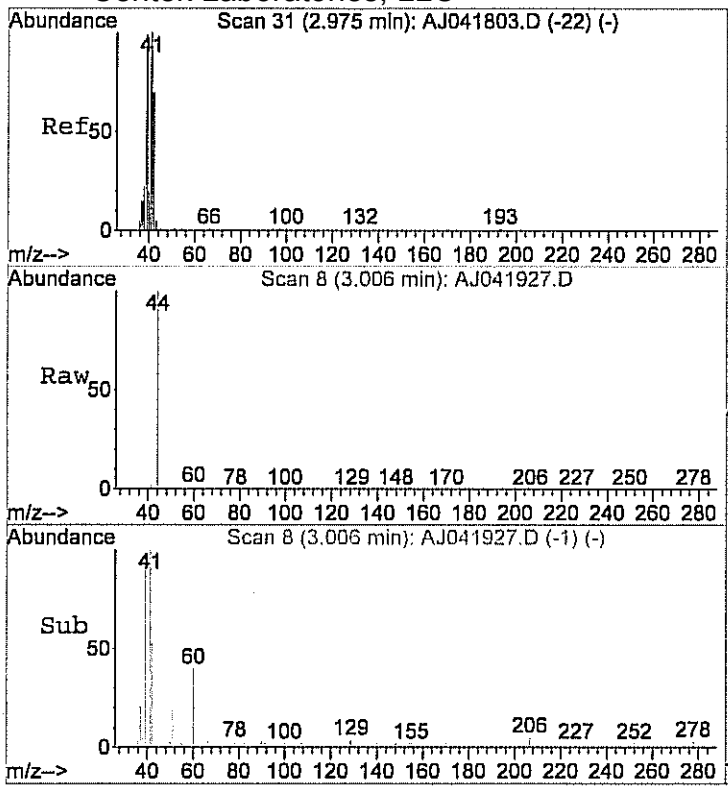

#2
Propylene
Concen: 0.36 ppb
RT: 3.01 min Scan# 8
Delta R.T. 0.06 min
Lab File: AJ041927.D
Acq: 19 Apr 2012 11:38 pm

Tgt Ion: 41 Resp: 6781

Ion	Ratio	Lower	Upper
41	100		
39	94.6	64.6	124.6

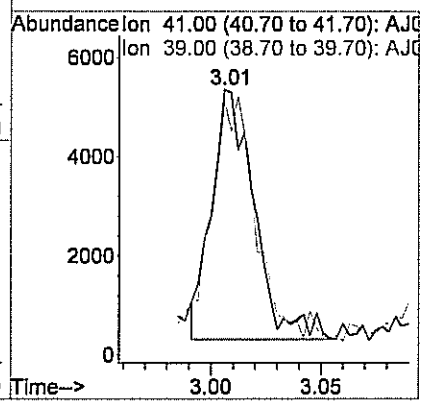

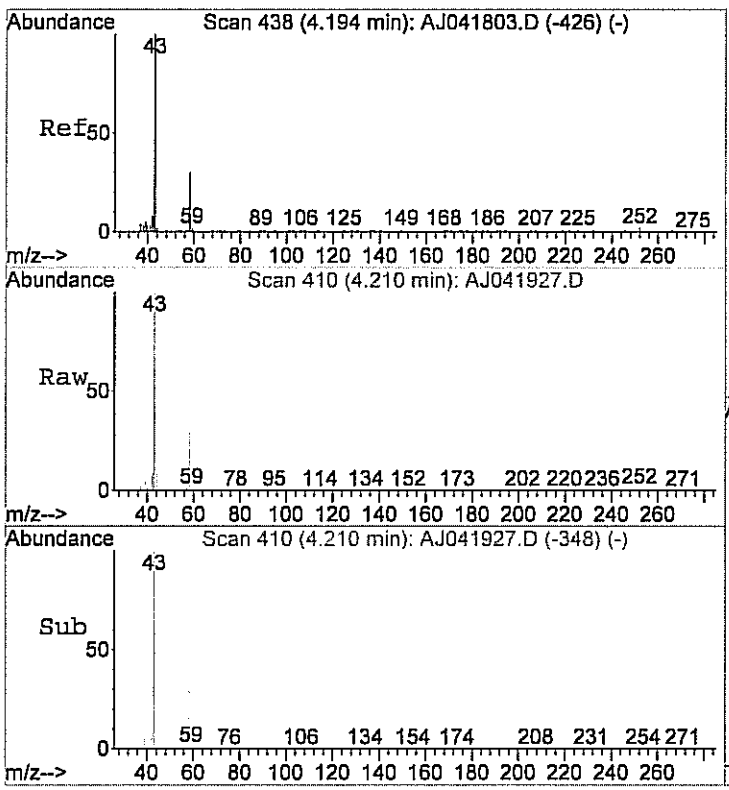

#14
Acetone
Concen: 8.52 ppb
RT: 4.21 min Scan# 410
Delta R.T. 0.04 min
Lab File: AJ041927.D
Acq: 19 Apr 2012 11:38 pm

Tgt Ion: 58 Resp: 126840

Ion	Ratio	Lower	Upper
58	100		
43	354.9	350.5	410.5

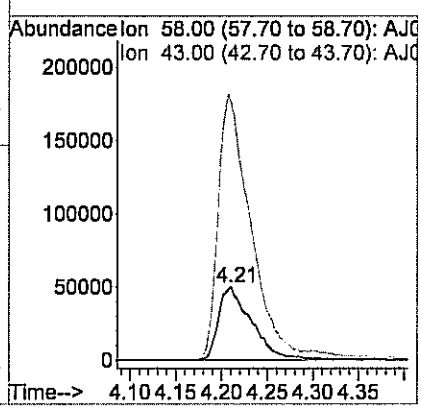

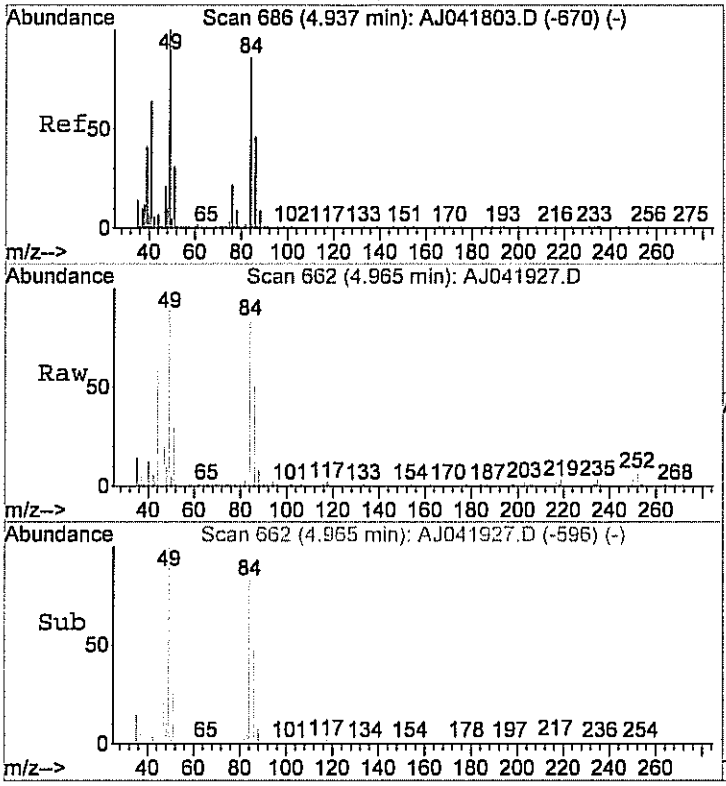

#18
Methylene chloride
Concen: 0.80 ppb
RT: 4.97 min Scan# 662
Delta R.T. 0.05 min
Lab File: AJ041927.D
Acq: 19 Apr 2012 11:38 pm

Tgt Ion: 84 Resp: 24915

Ion	Ratio	Lower	Upper
84	100		
49	125.5	105.6	145.6
86	64.5	43.2	83.2

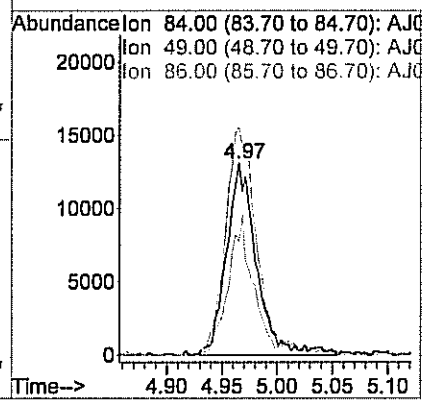

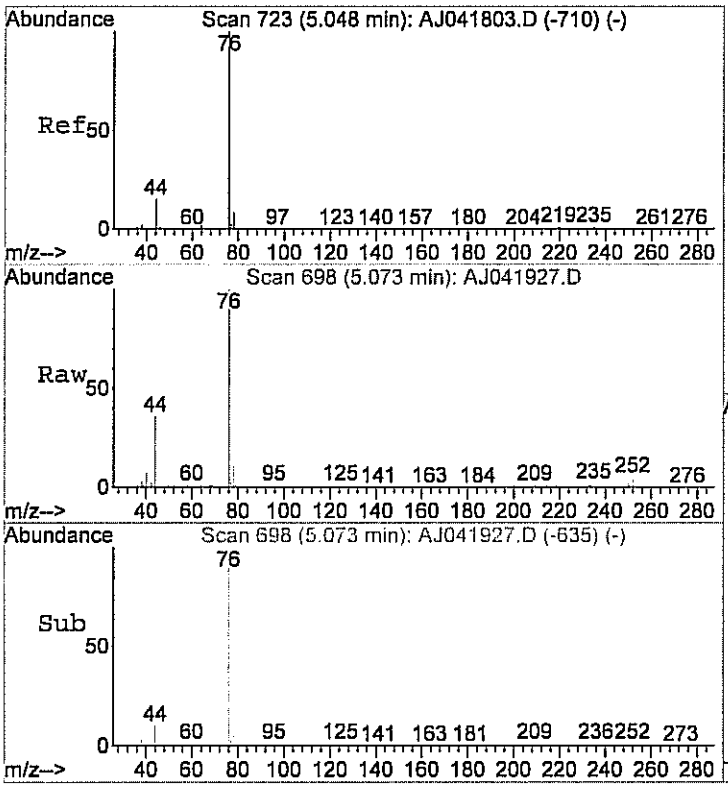

#20
Carbon disulfide
Concen: 0.79 ppb
RT: 5.07 min Scan# 698
Delta R.T. 0.04 min
Lab File: AJ041927.D
Acq: 19 Apr 2012 11:38 pm

Tgt Ion: 76 Resp: 64916

Ion	Ratio	Lower	Upper
76	100		
78	11.6	0.0	29.9

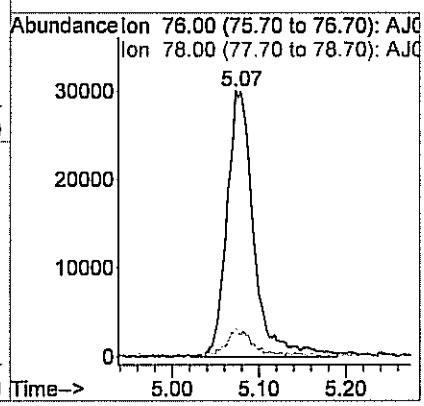

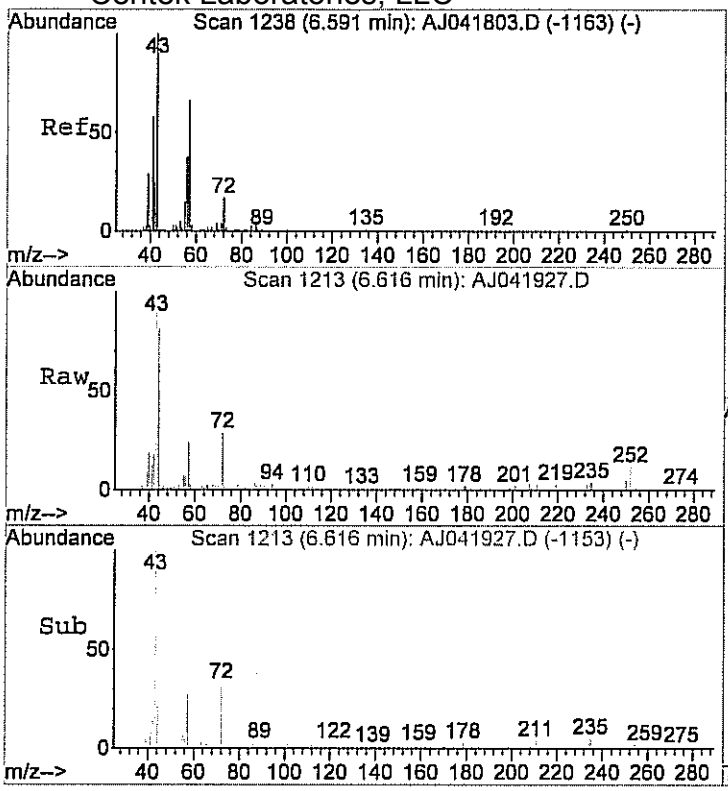

#25
Methyl Ethyl Ketone
Concen: 0.51 ppb
RT: 6.62 min Scan# 1213
Delta R.T. 0.03 min
Lab File: AJ041927.D
Acq: 19 Apr 2012 11:38 pm

Tgt Ion: 72 Resp: 6323

Ion	Ratio	Lower	Upper
72	100		
43	0.0	557.0	597.0#
72	100.0	80.0	120.0

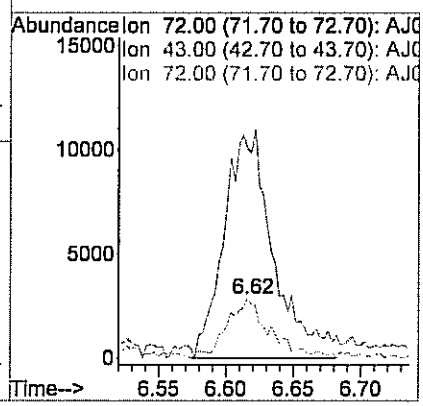

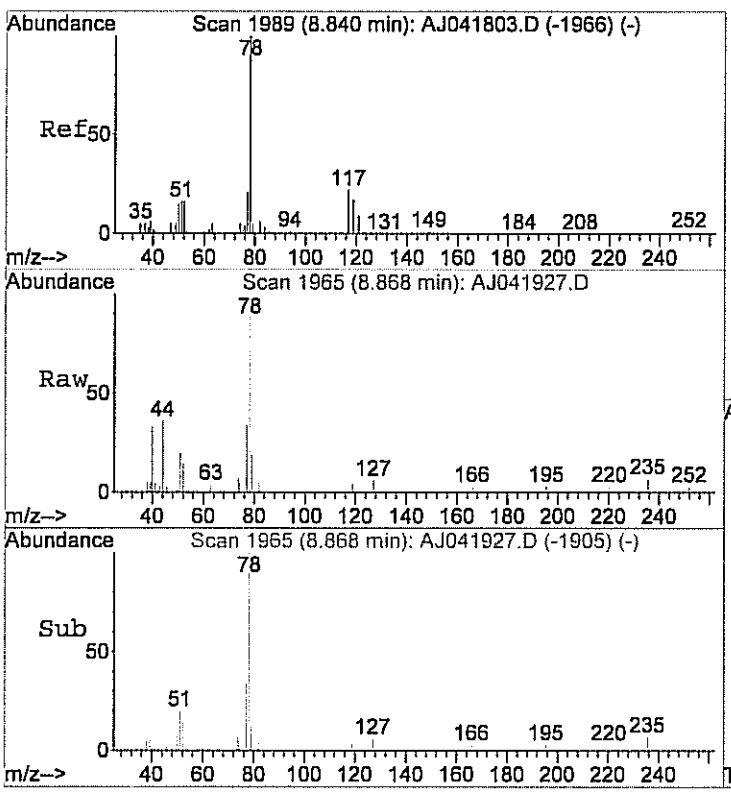

#36
Benzene
Concen: 0.11 ppb
RT: 8.87 min Scan# 1965
Delta R.T. 0.03 min
Lab File: AJ041927.D
Acq: 19 Apr 2012 11:38 pm

Tgt Ion: 78 Resp: 7296

Ion	Ratio	Lower	Upper
78	100		
77	25.8	2.1	42.1
51	20.8	1.7	41.7

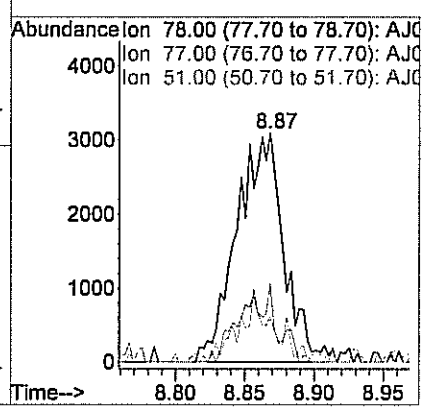

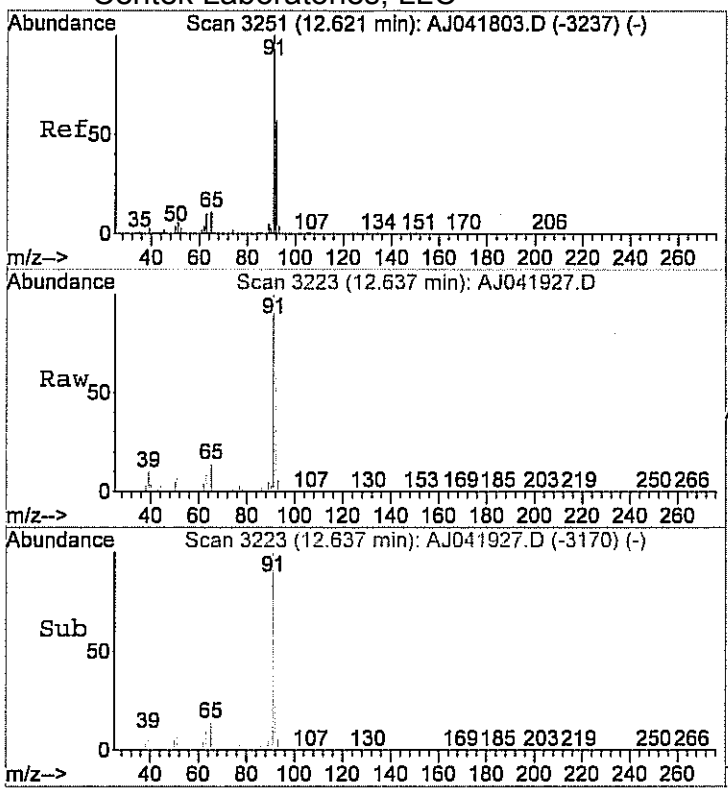

#48
Toluene
Concen: 1.13 ppb
RT: 12.64 min Scan# 3223
Delta R.T. 0.01 min
Lab File: AJ041927.D
Acq: 19 Apr 2012 11:38 pm

Tgt Ion: 92 Resp: 51758

Ion	Ratio	Lower	Upper
92	100		
91	174.9	156.8	196.8

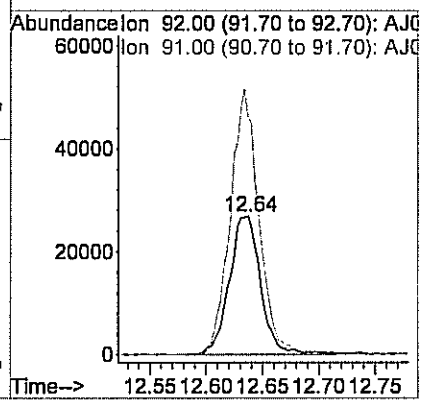

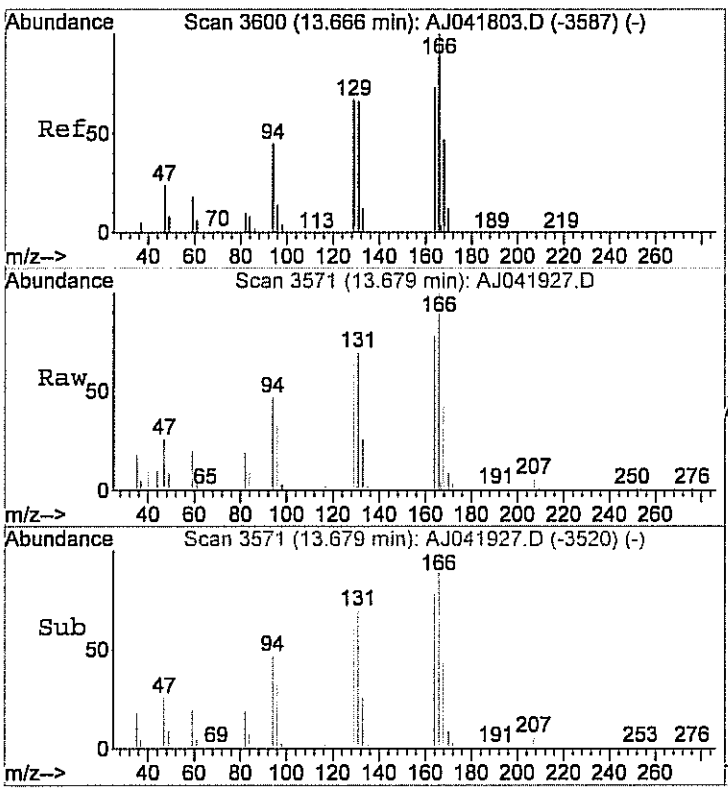

#53
Tetrachloroethylene
Concen: 0.28 ppb
RT: 13.68 min Scan# 3571
Delta R.T. 0.00 min
Lab File: AJ041927.D
Acq: 19 Apr 2012 11:38 pm

Tgt Ion:164 Resp: 14442

Ion	Ratio	Lower	Upper
164	100		
166	132.9	106.3	146.3

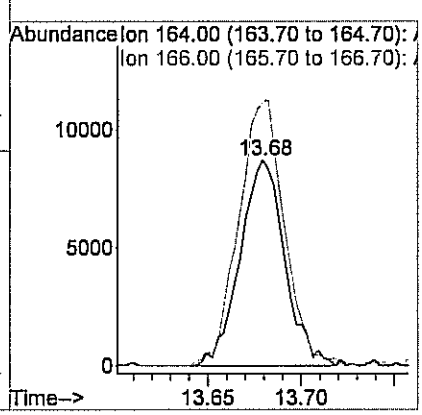

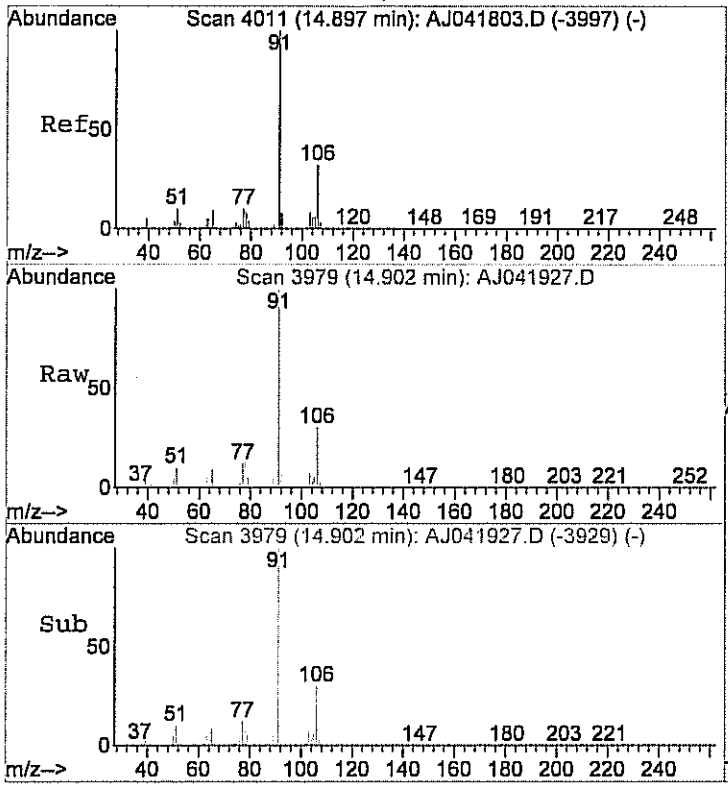

#55
Ethylbenzene
Concen: 0.58 ppb
RT: 14.90 min Scan# 3979
Delta R.T. 0.00 min
Lab File: AJ041927.D
Acq: 19 Apr 2012 11:38 pm

Tgt Ion: 91 Resp: 57778

Ion	Ratio	Lower	Upper
91	100		
106	30.8	12.1	52.1

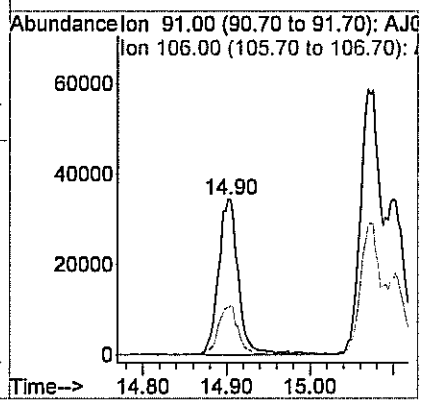

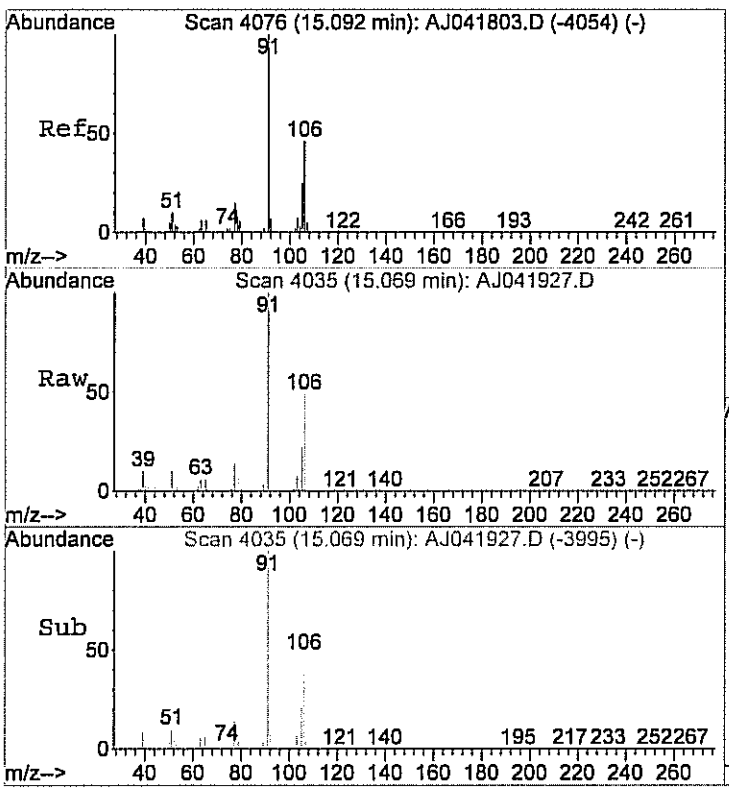

#56
m&p-xylene
Concen: 1.71 ppb
RT: 15.07 min Scan# 4035
Delta R.T. -0.03 min
Lab File: AJ041927.D
Acq: 19 Apr 2012 11:38 pm

Tgt Ion: 91 Resp: 146443

Ion	Ratio	Lower	Upper
91	100		
106	50.1	28.3	68.3

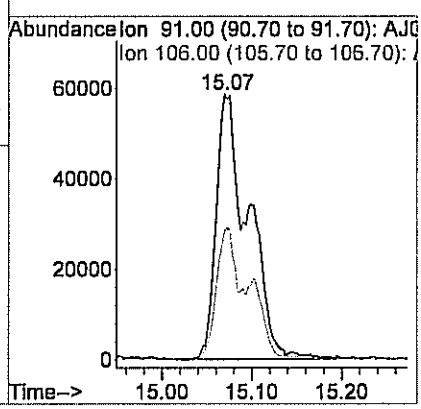

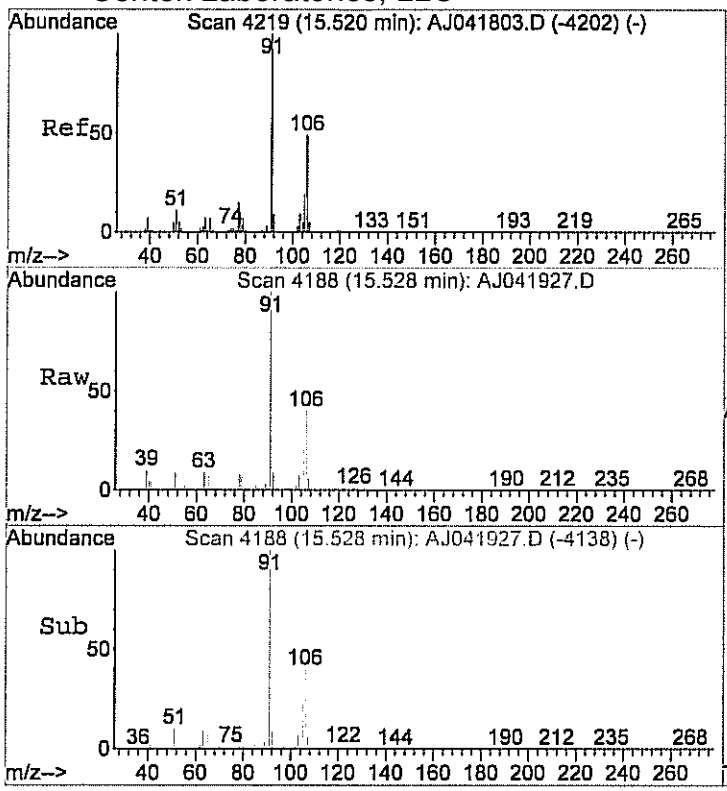

#59
o-xylene
Concen: 0.41 ppb
RT: 15.53 min Scan# 4188
Delta R.T. 0.00 min
Lab File: AJ041927.D
Acq: 19 Apr 2012 11:38 pm

Tgt Ion: 91 Resp: 46609

Ion	Ratio	Lower	Upper
91	100		
106	45.9	20.3	60.3

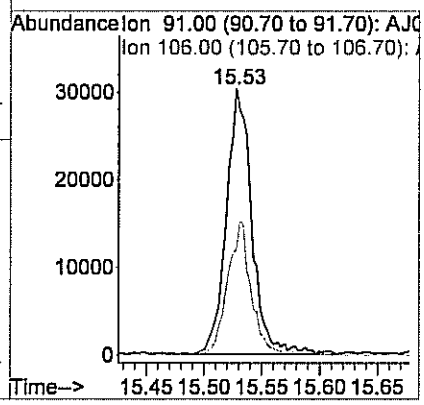

Quantitation Report (QT Reviewed)

Data File : C:\HPCHEM\1\DATA\AJ041929.D Vial: 83
Acq On : 20 Apr 2012 12:50 am Operator: RJP
Sample : C1204029-005A 90x Inst : MSD #1
Misc : A402_1UG Multiplr: 1.00
MS Integration Params: RTEINT.P
Quant Time: Apr 20 08:25:53 2012 Quant Results File: A402_1UG.RES

Quant Method : C:\HPCHEM\1\METHODS\A402_1UG.M (RTE Integrator)
Title : TO-15 VOA Standards for 5 point calibration
Last Update : Fri Apr 20 08:22:16 2012
Response via : Initial Calibration
DataAcq Meth : A402_1UG

Internal Standards	R.T.	QIon	Response	Conc	Units	Dev(Min)
1) Bromochloromethane	7.36	128	15653	1.00	ppb	0.03
32) 1,4-difluorobenzene	9.64	114	50387	1.00	ppb	0.02
47) Chlorobenzene-d5	14.59	117	37619	1.00	ppb	0.00
System Monitoring Compounds						
60) Bromofluorobenzene	16.15	95	23220	1.00	ppb	0.00
Spiked Amount 1.000	Range 70 - 130		Recovery = 100.00%			
Target Compounds						Qvalue
2) Propylene	3.01	41	2341	0.17	ppb	# 28
14) Acetone	4.24	58	22821	2.08	ppb	# 85

(#) = qualifier out of range (m) = manual integration (+) = signals summed

Quantitation Report (QT Reviewed)

Data File : C:\HPCHEM\1\DATA\AJ041929.D
Acq On : 20 Apr 2012 12:50 am
Sample : C1204029-005A 90x
Misc : A402_1UG
MS Integration Params: RTEINT.P
Quant Time: Apr 20 9:55 2012

Vial: 83
Operator: RJP
Inst : MSD #1
Multiplr: 1.00
Quant Results File: A402_1UG.RES

Method : C:\HPCHEM\1\METHODS\A402_1UG.M (RTE Integrator)
Title : TO-15 VOA Standards for 5 point calibration
Last Update : Fri Apr 27 10:17:02 2012
Response via : Initial Calibration

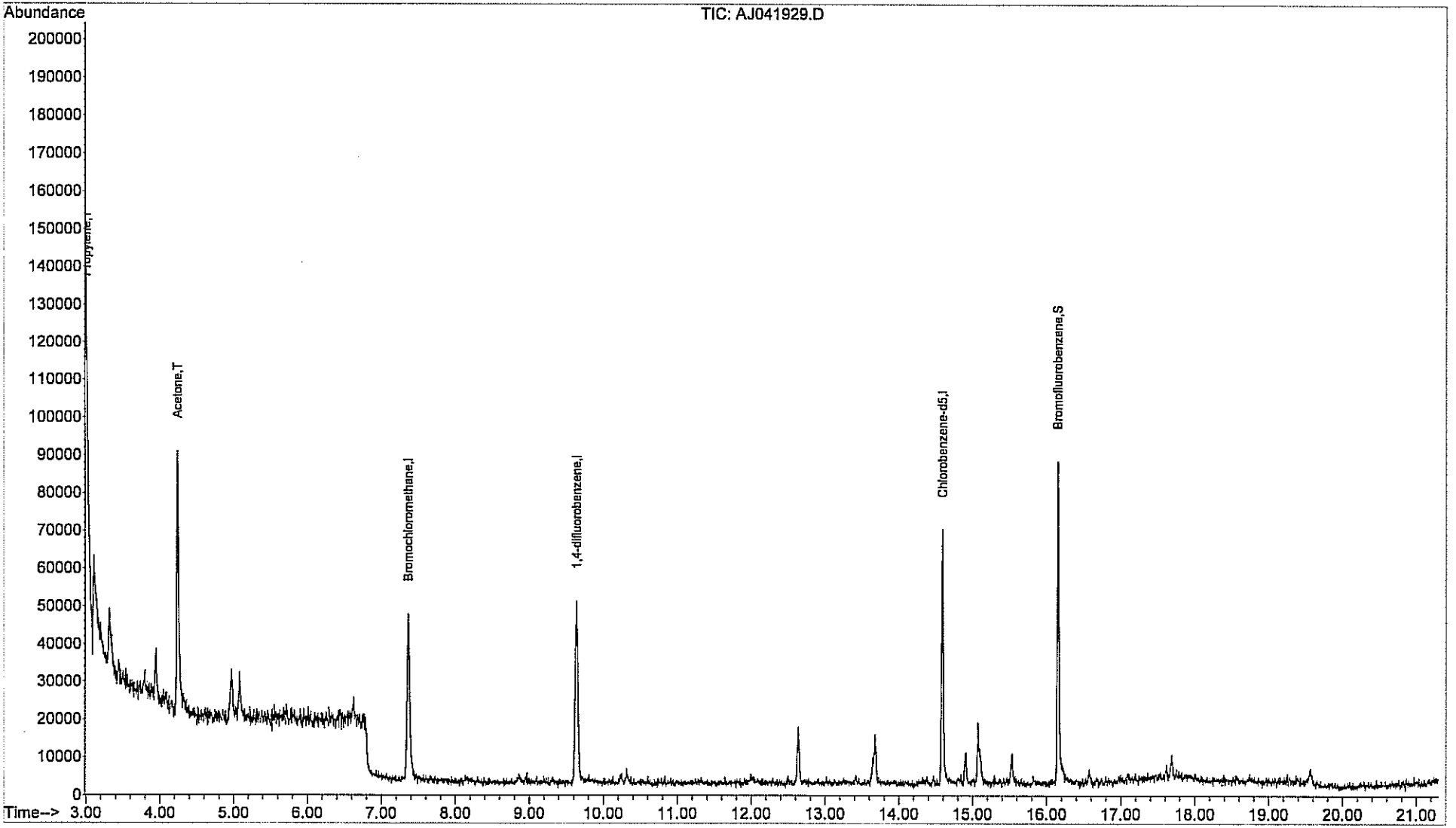

Centek Laboratories, LLC

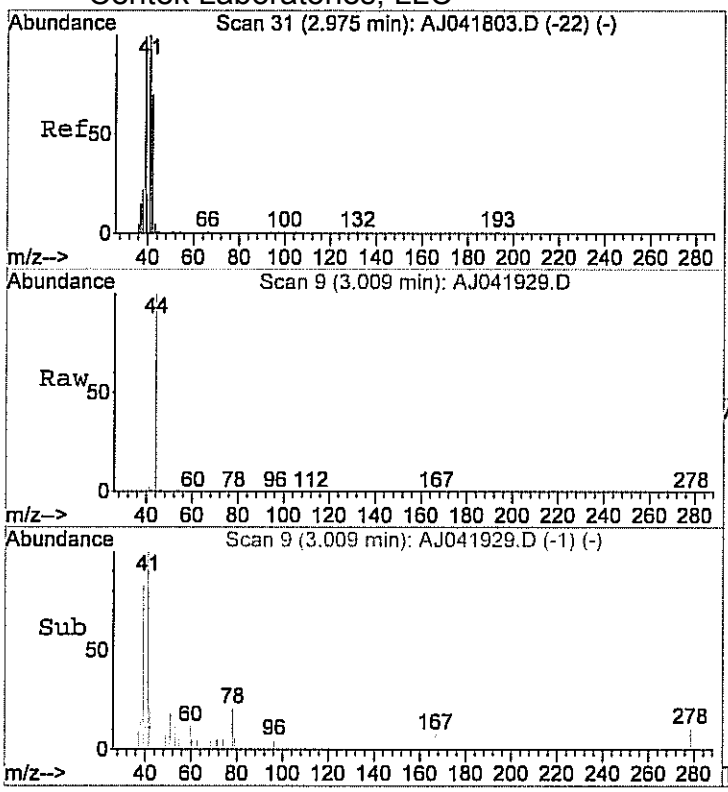

#2
Propylene
Concen: 0.17 ppb
RT: 3.01 min Scan# 9
Delta R.T. 0.07 min
Lab File: AJ041929.D
Acq: 20 Apr 2012 12:50 am

Tgt Ion: 41 Resp: 2341

Ion	Ratio	Lower	Upper
41	100		
39	164.5	64.6	124.6#

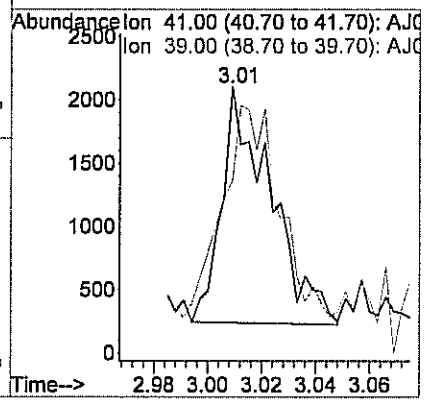

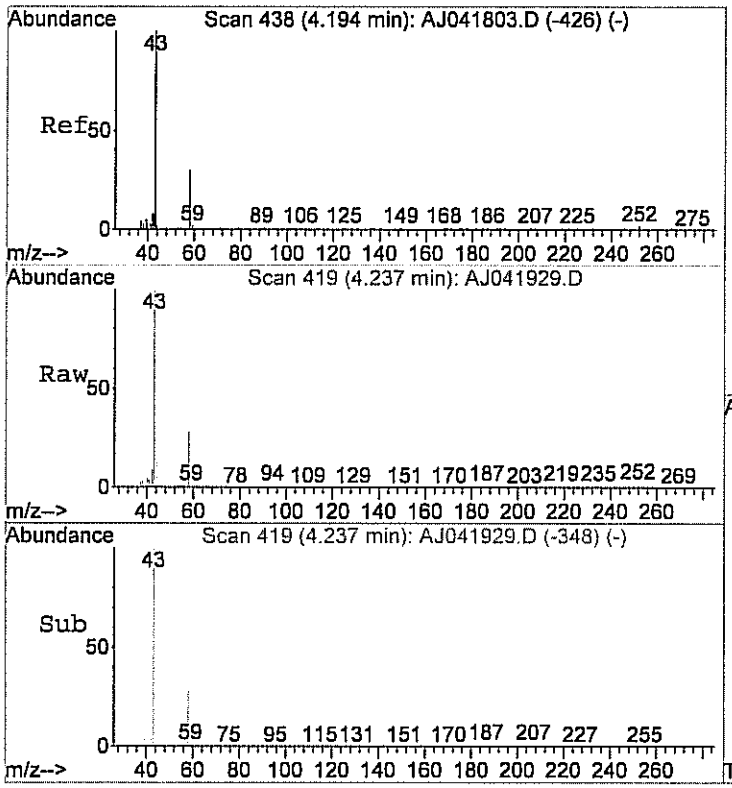

#14
Acetone
Concen: 2.08 ppb
RT: 4.24 min Scan# 419
Delta R.T. 0.06 min
Lab File: AJ041929.D
Acq: 20 Apr 2012 12:50 am

Tgt Ion: 58 Resp: 22821

Ion	Ratio	Lower	Upper
58	100		
43	345.9	350.5	410.5#

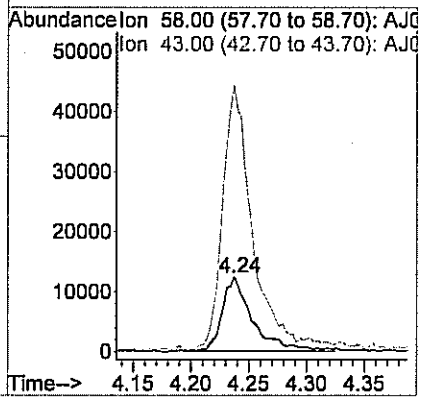

Centek Laboratories, LLC

Date: *27-Apr-12*

CLIENT:	Arcadis	**Client Sample ID:**	WL-VP-6
Lab Order:	C1204029	**Tag Number:**	86,398
Project:	LMC Corp Utica	**Collection Date:**	4/13/2012
Lab ID:	C1204029-006A	**Matrix:**	AIR

Analyses	Result	**Limit	Qual	Units	DF	Date Analyzed
FIELD PARAMETERS		FLD				Analyst:
Lab Vacuum In	-3			"Hg		4/13/2012
Lab Vacuum Out	-30			"Hg		4/13/2012
1UG/M3 BY METHOD TO15		TO-15				Analyst: RJP
1,1,1-Trichloroethane	< 0.15	0.15		ppbV	1	4/19/2012 1:33:00 PM
1,1,2,2-Tetrachloroethane	< 0.15	0.15		ppbV	1	4/19/2012 1:33:00 PM
1,1,2-Trichloroethane	< 0.15	0.15		ppbV	1	4/19/2012 1:33:00 PM
1,1-Dichloroethane	< 0.15	0.15		ppbV	1	4/19/2012 1:33:00 PM
1,1-Dichloroethene	< 0.15	0.15		ppbV	1	4/19/2012 1:33:00 PM
1,2,4-Trichlorobenzene	< 0.15	0.15		ppbV	1	4/19/2012 1:33:00 PM
1,2,4-Trimethylbenzene	2.0	0.15		ppbV	1	4/19/2012 1:33:00 PM
1,2-Dibromoethane	< 0.15	0.15		ppbV	1	4/19/2012 1:33:00 PM
1,2-Dichlorobenzene	< 0.15	0.15		ppbV	1	4/19/2012 1:33:00 PM
1,2-Dichloroethane	< 0.15	0.15		ppbV	1	4/19/2012 1:33:00 PM
1,2-Dichloropropane	< 0.15	0.15		ppbV	1	4/19/2012 1:33:00 PM
1,3,5-Trimethylbenzene	0.48	0.15		ppbV	1	4/19/2012 1:33:00 PM
1,3-butadiene	< 0.15	0.15		ppbV	1	4/19/2012 1:33:00 PM
1,3-Dichlorobenzene	0.14	0.15	J	ppbV	1	4/19/2012 1:33:00 PM
1,4-Dichlorobenzene	< 0.15	0.15		ppbV	1	4/19/2012 1:33:00 PM
1,4-Dioxane	< 0.30	0.30		ppbV	1	4/19/2012 1:33:00 PM
2,2,4-trimethylpentane	0.40	0.15		ppbV	1	4/19/2012 1:33:00 PM
4-ethyltoluene	0.70	0.15		ppbV	1	4/19/2012 1:33:00 PM
Acetone	150	12		ppbV	40	4/20/2012 1:59:00 AM
Allyl chloride	< 0.15	0.15		ppbV	1	4/19/2012 1:33:00 PM
Benzene	1.8	0.15		ppbV	1	4/19/2012 1:33:00 PM
Benzyl chloride	< 0.15	0.15		ppbV	1	4/19/2012 1:33:00 PM
Bromodichloromethane	< 0.15	0.15		ppbV	1	4/19/2012 1:33:00 PM
Bromoform	< 0.15	0.15		ppbV	1	4/19/2012 1:33:00 PM
Bromomethane	< 0.15	0.15		ppbV	1	4/19/2012 1:33:00 PM
Carbon disulfide	11	1.5		ppbV	10	4/20/2012 1:25:00 AM
Carbon tetrachloride	< 0.15	0.15		ppbV	1	4/19/2012 1:33:00 PM
Chlorobenzene	< 0.15	0.15		ppbV	1	4/19/2012 1:33:00 PM
Chloroethane	< 0.15	0.15		ppbV	1	4/19/2012 1:33:00 PM
Chloroform	< 0.15	0.15		ppbV	1	4/19/2012 1:33:00 PM
Chloromethane	< 0.15	0.15		ppbV	1	4/19/2012 1:33:00 PM
cis-1,2-Dichloroethene	< 0.15	0.15		ppbV	1	4/19/2012 1:33:00 PM
cis-1,3-Dichloropropene	< 0.15	0.15		ppbV	1	4/19/2012 1:33:00 PM
Cyclohexane	< 0.15	0.15		ppbV	1	4/19/2012 1:33:00 PM
Dibromochloromethane	< 0.15	0.15		ppbV	1	4/19/2012 1:33:00 PM
Ethyl acetate	< 0.25	0.25		ppbV	1	4/19/2012 1:33:00 PM

Qualifiers:

**	Reporting Limit	.	Results reported are not blank corrected
B	Analyte detected in the associated Method Blank	E	Value above quantitation range
H	Holding times for preparation or analysis exceeded	J	Analyte detected at or below quantitation limits
JN	Non-routine analyte. Quantitation estimated.	ND	Not Detected at the Reporting Limit
S	Spike Recovery outside accepted recovery limits		

Centek Laboratories, LLC

Date: *27-Apr-12*

CLIENT:	Arcadis	**Client Sample ID:**	WL-VP-6
Lab Order:	C1204029	**Tag Number:**	86,398
Project:	LMC Corp Utica	**Collection Date:**	4/13/2012
Lab ID:	C1204029-006A	**Matrix:**	AIR

Analyses	Result	**Limit	Qual	Units	DF	Date Analyzed
1UG/M3 BY METHOD TO15		TO-15				Analyst: RJP
Ethylbenzene	10	1.5		ppbV	10	4/20/2012 1:25:00 AM
Freon 11	0.21	0.15		ppbV	1	4/19/2012 1:33:00 PM
Freon 113	0.12	0.15	J	ppbV	1	4/19/2012 1:33:00 PM
Freon 114	< 0.15	0.15		ppbV	1	4/19/2012 1:33:00 PM
Freon 12	< 0.15	0.15		ppbV	1	4/19/2012 1:33:00 PM
Heptane	1.7	0.15		ppbV	1	4/19/2012 1:33:00 PM
Hexachloro-1,3-butadiene	< 0.15	0.15		ppbV	1	4/19/2012 1:33:00 PM
Hexane	< 0.15	0.15		ppbV	1	4/19/2012 1:33:00 PM
Isopropyl alcohol	12	1.5		ppbV	10	4/20/2012 1:25:00 AM
m&p-Xylene	34	3.0		ppbV	10	4/20/2012 1:25:00 AM
Methyl Butyl Ketone	< 0.30	0.30		ppbV	1	4/19/2012 1:33:00 PM
Methyl Ethyl Ketone	< 0.30	0.30		ppbV	1	4/19/2012 1:33:00 PM
Methyl Isobutyl Ketone	< 0.30	0.30		ppbV	1	4/19/2012 1:33:00 PM
Methyl tert-butyl ether	< 0.15	0.15		ppbV	1	4/19/2012 1:33:00 PM
Methylene chloride	0.23	0.15		ppbV	1	4/19/2012 1:33:00 PM
o-Xylene	8.5	1.5		ppbV	10	4/20/2012 1:25:00 AM
Propylene	< 0.15	0.15		ppbV	1	4/19/2012 1:33:00 PM
Styrene	< 0.15	0.15		ppbV	1	4/19/2012 1:33:00 PM
Tetrachloroethylene	3.0	1.5		ppbV	10	4/20/2012 1:25:00 AM
Tetrahydrofuran	< 0.15	0.15		ppbV	1	4/19/2012 1:33:00 PM
Toluene	20	1.5		ppbV	10	4/20/2012 1:25:00 AM
trans-1,2-Dichloroethene	< 0.15	0.15		ppbV	1	4/19/2012 1:33:00 PM
trans-1,3-Dichloropropene	< 0.15	0.15		ppbV	1	4/19/2012 1:33:00 PM
Trichloroethene	0.56	0.15		ppbV	1	4/19/2012 1:33:00 PM
Vinyl acetate	< 0.15	0.15		ppbV	1	4/19/2012 1:33:00 PM
Vinyl Bromide	< 0.15	0.15		ppbV	1	4/19/2012 1:33:00 PM
Vinyl chloride	< 0.15	0.15		ppbV	1	4/19/2012 1:33:00 PM
Surr: Bromofluorobenzene	114	70-130		%REC	1	4/19/2012 1:33:00 PM

Qualifiers:

**	Reporting Limit	.	Results reported are not blank corrected
B	Analyte detected in the associated Method Blank	E	Value above quantitation range
H	Holding times for preparation or analysis exceeded	J	Analyte detected at or below quantitation limits
JN	Non-routine analyte. Quantitation estimated.	ND	Not Detected at the Reporting Limit
S	Spike Recovery outside accepted recovery limits		

Centek Laboratories, LLC

Date: *27-Apr-12*

CLIENT:	Arcadis	**Client Sample ID:**	WL-VP-6
Lab Order:	C1204029	**Tag Number:**	86,398
Project:	LMC Corp Utica	**Collection Date:**	4/13/2012
Lab ID:	C1204029-006A	**Matrix:**	AIR

Analyses	Result	**Limit	Qual	Units	DF	Date Analyzed
1UG/M3 BY METHOD TO15		**TO-15**				Analyst: RJP
1,1,1-Trichloroethane	< 0.83	0.83		ug/m3	1	4/19/2012 1:33:00 PM
1,1,2,2-Tetrachloroethane	< 1.0	1.0		ug/m3	1	4/19/2012 1:33:00 PM
1,1,2-Trichloroethane	< 0.83	0.83		ug/m3	1	4/19/2012 1:33:00 PM
1,1-Dichloroethane	< 0.62	0.62		ug/m3	1	4/19/2012 1:33:00 PM
1,1-Dichloroethene	< 0.60	0.60		ug/m3	1	4/19/2012 1:33:00 PM
1,2,4-Trichlorobenzene	< 1.1	1.1		ug/m3	1	4/19/2012 1:33:00 PM
1,2,4-Trimethylbenzene	9.7	0.75		ug/m3	1	4/19/2012 1:33:00 PM
1,2-Dibromoethane	< 1.2	1.2		ug/m3	1	4/19/2012 1:33:00 PM
1,2-Dichlorobenzene	< 0.92	0.92		ug/m3	1	4/19/2012 1:33:00 PM
1,2-Dichloroethane	< 0.62	0.62		ug/m3	1	4/19/2012 1:33:00 PM
1,2-Dichloropropane	< 0.70	0.70		ug/m3	1	4/19/2012 1:33:00 PM
1,3,5-Trimethylbenzene	2.4	0.75		ug/m3	1	4/19/2012 1:33:00 PM
1,3-butadiene	< 0.34	0.34		ug/m3	1	4/19/2012 1:33:00 PM
1,3-Dichlorobenzene	0.86	0.92	J	ug/m3	1	4/19/2012 1:33:00 PM
1,4-Dichlorobenzene	< 0.92	0.92		ug/m3	1	4/19/2012 1:33:00 PM
1,4-Dioxane	< 1.1	1.1		ug/m3	1	4/19/2012 1:33:00 PM
2,2,4-trimethylpentane	1.9	0.71		ug/m3	1	4/19/2012 1:33:00 PM
4-ethyltoluene	3.5	0.75		ug/m3	1	4/19/2012 1:33:00 PM
Acetone	370	29		ug/m3	40	4/20/2012 1:59:00 AM
Allyl chloride	< 0.48	0.48		ug/m3	1	4/19/2012 1:33:00 PM
Benzene	6.0	0.49		ug/m3	1	4/19/2012 1:33:00 PM
Benzyl chloride	< 0.88	0.88		ug/m3	1	4/19/2012 1:33:00 PM
Bromodichloromethane	< 1.0	1.0		ug/m3	1	4/19/2012 1:33:00 PM
Bromoform	< 1.6	1.6		ug/m3	1	4/19/2012 1:33:00 PM
Bromomethane	< 0.59	0.59		ug/m3	1	4/19/2012 1:33:00 PM
Carbon disulfide	34	4.7		ug/m3	10	4/20/2012 1:25:00 AM
Carbon tetrachloride	< 0.96	0.96		ug/m3	1	4/19/2012 1:33:00 PM
Chlorobenzene	< 0.70	0.70		ug/m3	1	4/19/2012 1:33:00 PM
Chloroethane	< 0.40	0.40		ug/m3	1	4/19/2012 1:33:00 PM
Chloroform	< 0.74	0.74		ug/m3	1	4/19/2012 1:33:00 PM
Chloromethane	< 0.31	0.31		ug/m3	1	4/19/2012 1:33:00 PM
cis-1,2-Dichloroethene	< 0.60	0.60		ug/m3	1	4/19/2012 1:33:00 PM
cis-1,3-Dichloropropene	< 0.69	0.69		ug/m3	1	4/19/2012 1:33:00 PM
Cyclohexane	< 0.52	0.52		ug/m3	1	4/19/2012 1:33:00 PM
Dibromochloromethane	< 1.3	1.3		ug/m3	1	4/19/2012 1:33:00 PM
Ethyl acetate	< 0.92	0.92		ug/m3	1	4/19/2012 1:33:00 PM
Ethylbenzene	45	6.6		ug/m3	10	4/20/2012 1:25:00 AM
Freon 11	1.2	0.86		ug/m3	1	4/19/2012 1:33:00 PM
Freon 113	0.93	1.2	J	ug/m3	1	4/19/2012 1:33:00 PM
Freon 114	< 1.1	1.1		ug/m3	1	4/19/2012 1:33:00 PM

Qualifiers:

**	Reporting Limit	.	Results reported are not blank corrected
B	Analyte detected in the associated Method Blank	E	Value above quantitation range
H	Holding times for preparation or analysis exceeded	J	Analyte detected at or below quantitation limits
JN	Non-routine analyte. Quantitation estimated.	ND	Not Detected at the Reporting Limit
S	Spike Recovery outside accepted recovery limits		

Centek Laboratories, LLC

Date: *27-Apr-12*

CLIENT:	Arcadis	**Client Sample ID:**	WL-VP-6
Lab Order:	C1204029	**Tag Number:**	86,398
Project:	LMC Corp Utica	**Collection Date:**	4/13/2012
Lab ID:	C1204029-006A	**Matrix:**	AIR

Analyses	Result	**Limit	Qual	Units	DF	Date Analyzed
1UG/M3 BY METHOD TO15		TO-15				Analyst: RJP
Freon 12	< 0.75	0.75		ug/m3	1	4/19/2012 1:33:00 PM
Heptane	7.0	0.62		ug/m3	1	4/19/2012 1:33:00 PM
Hexachloro-1,3-butadiene	< 1.6	1.6		ug/m3	1	4/19/2012 1:33:00 PM
Hexane	< 0.54	0.54		ug/m3	1	4/19/2012 1:33:00 PM
Isopropyl alcohol	30	3.7		ug/m3	10	4/20/2012 1:25:00 AM
m&p-Xylene	150	13		ug/m3	10	4/20/2012 1:25:00 AM
Methyl Butyl Ketone	< 1.2	1.2		ug/m3	1	4/19/2012 1:33:00 PM
Methyl Ethyl Ketone	< 0.90	0.90		ug/m3	1	4/19/2012 1:33:00 PM
Methyl Isobutyl Ketone	< 1.2	1.2		ug/m3	1	4/19/2012 1:33:00 PM
Methyl tert-butyl ether	< 0.55	0.55		ug/m3	1	4/19/2012 1:33:00 PM
Methylene chloride	0.81	0.53		ug/m3	1	4/19/2012 1:33:00 PM
o-Xylene	38	6.6		ug/m3	10	4/20/2012 1:25:00 AM
Propylene	< 0.26	0.26		ug/m3	1	4/19/2012 1:33:00 PM
Styrene	< 0.65	0.65		ug/m3	1	4/19/2012 1:33:00 PM
Tetrachloroethylene	21	10		ug/m3	10	4/20/2012 1:25:00 AM
Tetrahydrofuran	< 0.45	0.45		ug/m3	1	4/19/2012 1:33:00 PM
Toluene	76	5.7		ug/m3	10	4/20/2012 1:25:00 AM
trans-1,2-Dichloroethene	< 0.60	0.60		ug/m3	1	4/19/2012 1:33:00 PM
trans-1,3-Dichloropropene	< 0.69	0.69		ug/m3	1	4/19/2012 1:33:00 PM
Trichloroethene	3.1	0.82		ug/m3	1	4/19/2012 1:33:00 PM
Vinyl acetate	< 0.54	0.54		ug/m3	1	4/19/2012 1:33:00 PM
Vinyl Bromide	< 0.67	0.67		ug/m3	1	4/19/2012 1:33:00 PM
Vinyl chloride	< 0.39	0.39		ug/m3	1	4/19/2012 1:33:00 PM

Qualifiers:

**	Reporting Limit	.	Results reported are not blank corrected
B	Analyte detected in the associated Method Blank	E	Value above quantitation range
H	Holding times for preparation or analysis exceeded	J	Analyte detected at or below quantitation limits
JN	Non-routine analyte. Quantitation estimated.	ND	Not Detected at the Reporting Limit
S	Spike Recovery outside accepted recovery limits		

Quantitation Report (QT Reviewed)

Data File : C:\HPCHEM\1\DATA\AJ041911.D Vial: 67
Acq On : 19 Apr 2012 1:33 pm Operator: RJP
Sample : C1204029-006A Inst : MSD #1
Misc : A402_1UG Multiplr: 1.00
MS Integration Params: RTEINT.P
Quant Time: Apr 20 08:28:00 2012 Quant Results File: A402_1UG.RES

Quant Method : C:\HPCHEM\1\METHODS\A402_1UG.M (RTE Integrator)
Title : TO-15 VOA Standards for 5 point calibration
Last Update : Fri Apr 20 08:22:16 2012
Response via : Initial Calibration
DataAcq Meth : A402_1UG

Internal Standards	R.T.	QIon	Response	Conc	Units		Dev(Min)
1) Bromochloromethane	7.36	128	17586	1.00	ppb		0.02
32) 1,4-difluorobenzene	9.63	114	60217	1.00	ppb		0.02
47) Chlorobenzene-d5	14.58	117	52737	1.00	ppb		0.00
System Monitoring Compounds							
60) Bromofluorobenzene	16.14	95	36925m	1.14	ppb		0.00
Spiked Amount 1.000	Range 70 - 130		Recovery = 114.00%				
Target Compounds							Qvalue
13) Freon 11	4.06	101	20666	0.21	ppb		98
14) Acetone	4.19	58	1027427	83.27	ppb		87
15) Isopropyl alcohol	4.28	45	285067	10.01	ppb	#	100
17) Freon 113	4.77	101	7887	0.12	ppb		95
18) Methylene chloride	4.97	84	6013	0.23	ppb		97
20) Carbon disulfide	5.06	76	559766	8.25	ppb		98
36) Benzene	8.86	78	122608	1.84	ppb		95
39) 2,2,4-trimethylpentane	9.81	57	30237	0.40	ppb	#	56
40) Heptane	10.23	43	42713	1.69	ppb		93
41) Trichloroethene	10.31	130	23084	0.56	ppb		96
48) Toluene	12.62	92	1220868	23.86	ppb		97
53) Tetrachloroethylene	13.67	164	167171	2.88	ppb		96
55) Ethylbenzene	14.90	91	1612594	14.44	ppb		99
56) m&p-xylene	15.06	91	3888712	40.73	ppb		100
59) o-xylene	15.52	91	1337990	10.57	ppb		91
63) 4-ethyltoluene	16.71	105	77650	0.70	ppb		96
64) 1,3,5-trimethylbenzene	16.78	105	58114	0.48	ppb		98
65) 1,2,4-trimethylbenzene	17.18	105	187401	1.95	ppb		97
66) 1,3-dichlorobenzene	17.44	146	11855	0.14	ppb	#	16

(#) = qualifier out of range (m) = manual integration (+) = signals summed

Quantitation Report (QT Reviewed)

Data File : C:\HPCHEM\1\DATA\AJ041911.D
Acq On : 19 Apr 2012 1:33 pm
Sample : C1204029-006A
Misc : A402_1UG
MS Integration Params: RTEINT.P
Quant Time: Apr 20 9:34 2012

Vial: 67
Operator: RJP
Inst : MSD #1
Multiplr: 1.00
Quant Results File: A402_1UG.RES

Method : C:\HPCHEM\1\METHODS\A402_1UG.M (RTE Integrator)
Title : TO-15 VOA Standards for 5 point calibration
Last Update : Fri Apr 27 10:17:02 2012
Response via : Initial Calibration

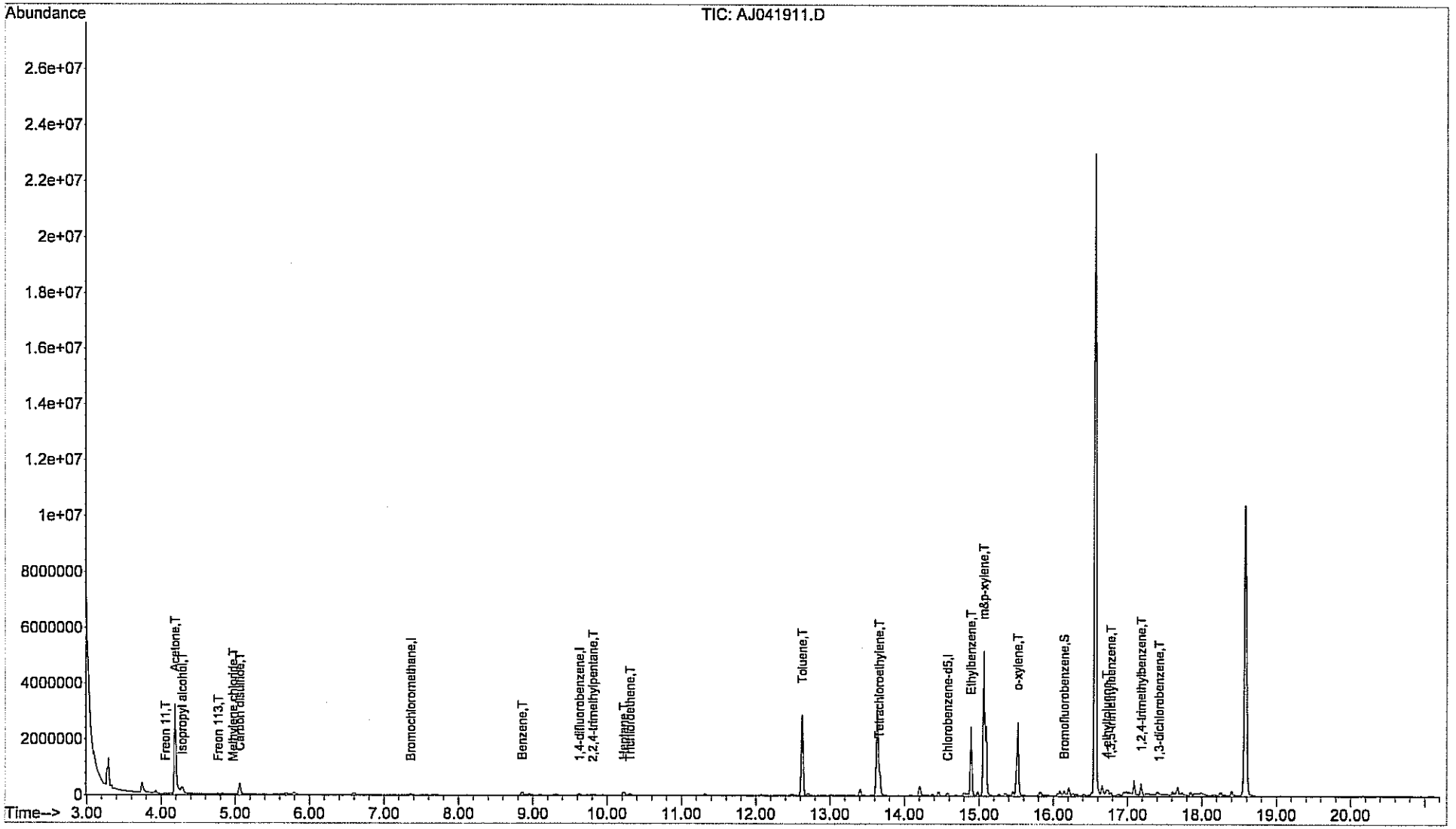

Centek Laboratories, LLC

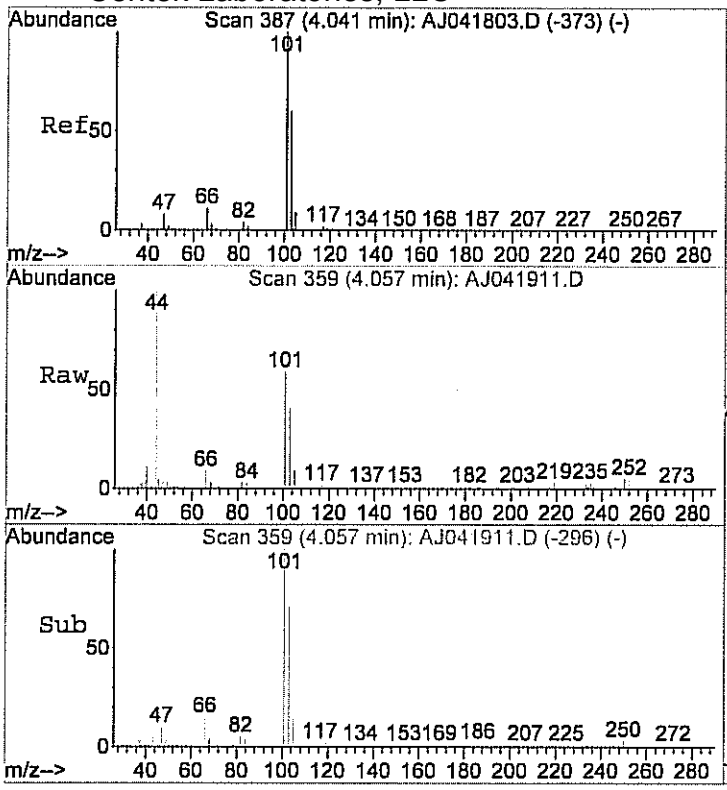

#13
Freon 11
Concen: 0.21 ppb
RT: 4.06 min Scan# 359
Delta R.T. 0.04 min
Lab File: AJ041911.D
Acq: 19 Apr 2012 1:33 pm

Tgt Ion:101 Resp: 20666

Ion	Ratio	Lower	Upper
101	100		
103	66.6	45.3	85.3
105	11.2	0.0	30.6

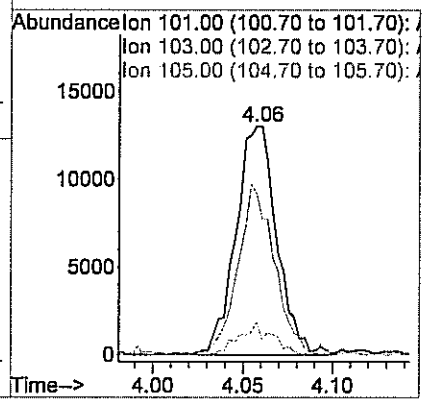

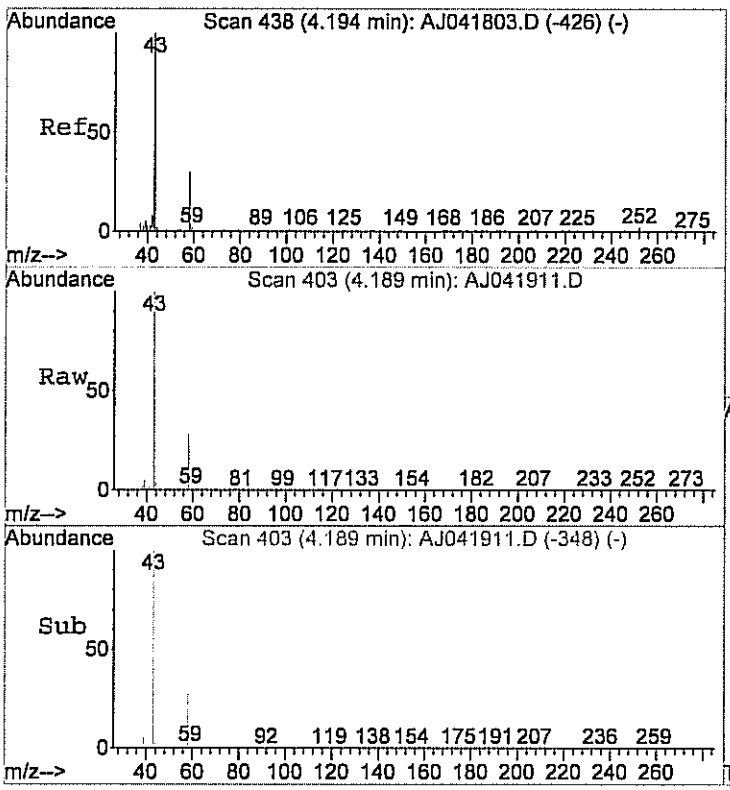

#14
Acetone
Concen: 83.27 ppb
RT: 4.19 min Scan# 403
Delta R.T. 0.02 min
Lab File: AJ041911.D
Acq: 19 Apr 2012 1:33 pm

Tgt Ion: 58 Resp: 1027427

Ion	Ratio	Lower	Upper
58	100		
43	351.7	350.5	410.5

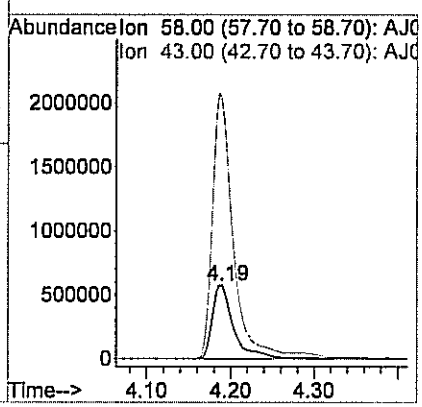

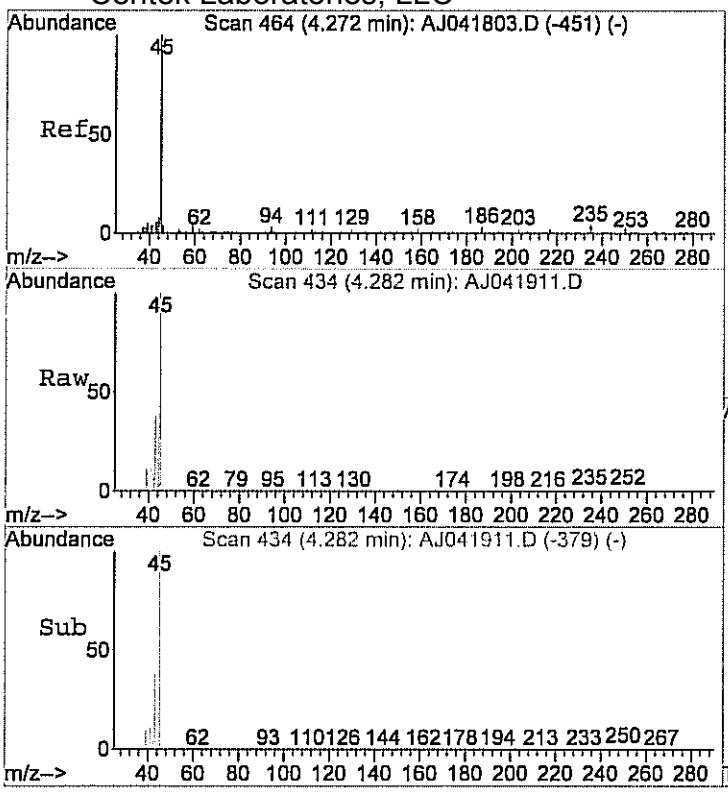

#15
Isopropyl alcohol
Concen: 10.01 ppb
RT: 4.28 min Scan# 434
Delta R.T. 0.02 min
Lab File: AJ041911.D
Acq: 19 Apr 2012 1:33 pm

Tgt Ion: 45 Resp: 285067

Ion	Ratio	Lower	Upper
45	100		
43	0.0	0.0	20.0

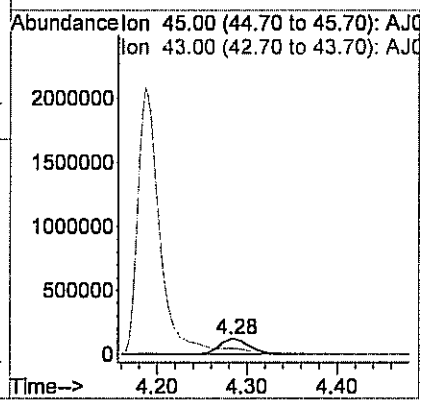

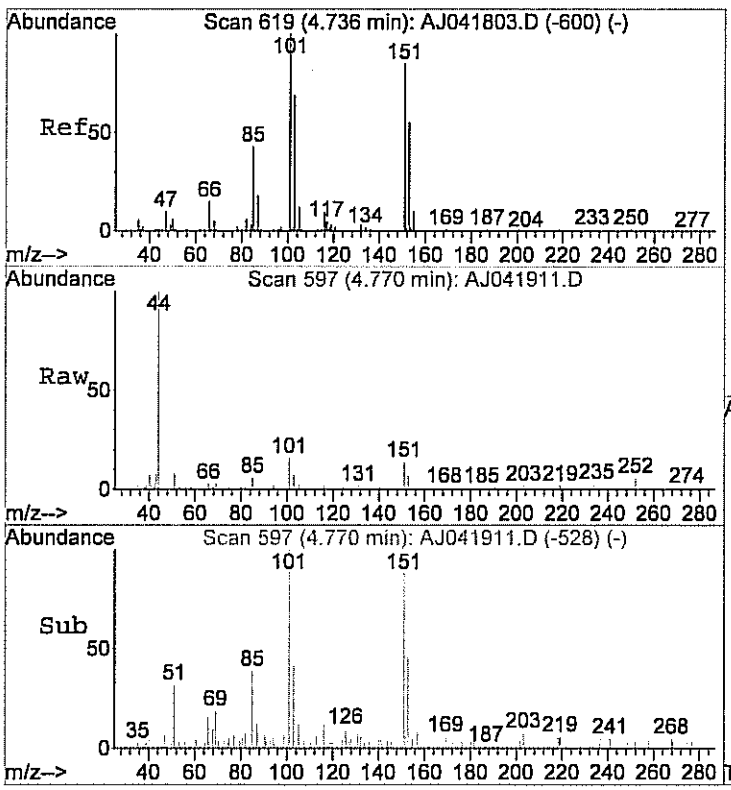

#17
Freon 113
Concen: 0.12 ppb
RT: 4.77 min Scan# 597
Delta R.T. 0.06 min
Lab File: AJ041911.D
Acq: 19 Apr 2012 1:33 pm

Tgt Ion:101 Resp: 7887

Ion	Ratio	Lower	Upper
101	100		
103	57.4	44.1	84.1
151	85.3	63.6	103.6

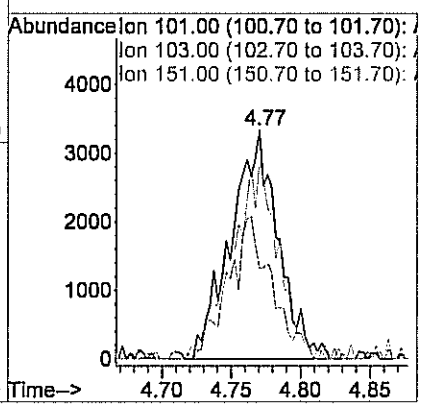

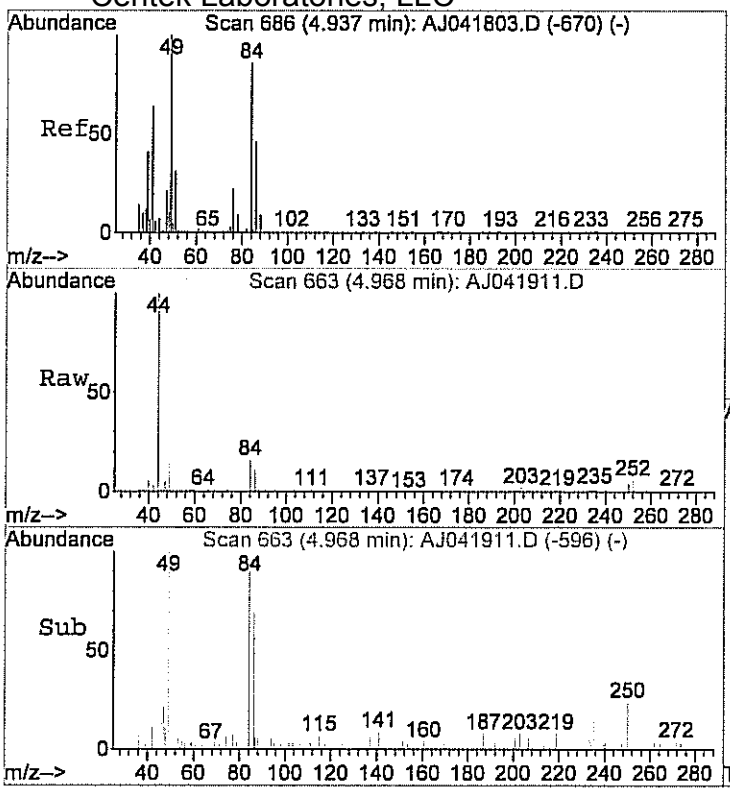

#18
Methylene chloride
Concen: 0.23 ppb
RT: 4.97 min Scan# 663
Delta R.T. 0.05 min
Lab File: AJ041911.D
Acq: 19 Apr 2012 1:33 pm

Tgt Ion: 84 Resp: 6013

Ion	Ratio	Lower	Upper
84	100		
49	130.5	105.6	145.6
86	64.3	43.2	83.2

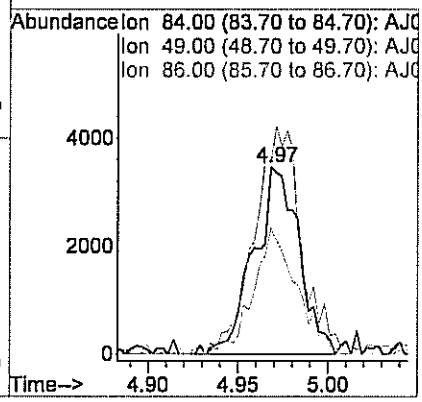

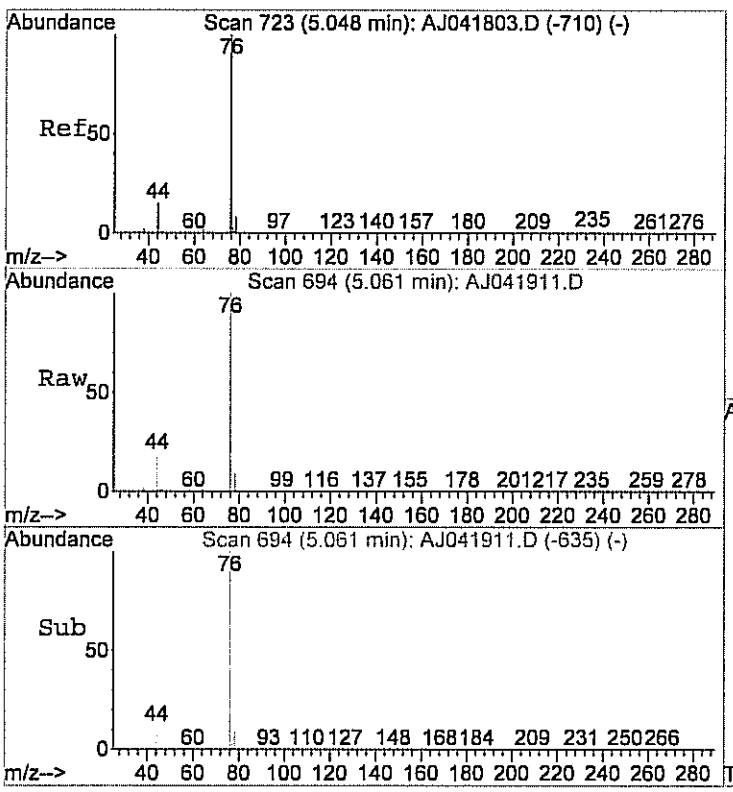

#20
Carbon disulfide
Concen: 8.25 ppb
RT: 5.06 min Scan# 694
Delta R.T. 0.03 min
Lab File: AJ041911.D
Acq: 19 Apr 2012 1:33 pm

Tgt Ion: 76 Resp: 559766

Ion	Ratio	Lower	Upper
76	100		
78	9.1	0.0	29.9

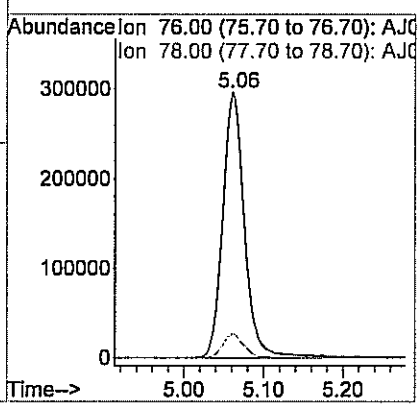

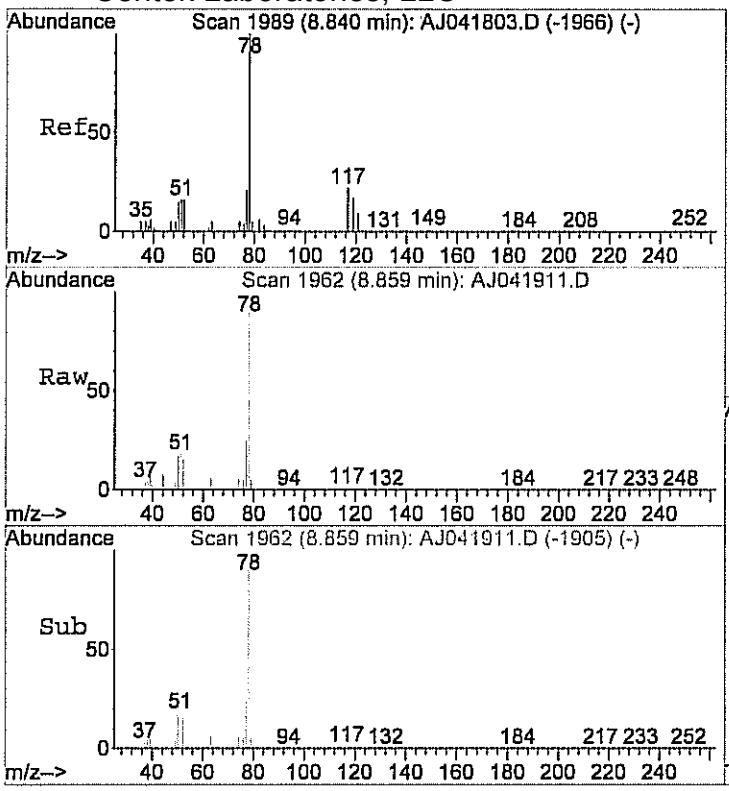

#36
Benzene
Concen: 1.84 ppb
RT: 8.86 min Scan# 1962
Delta R.T. 0.02 min
Lab File: AJ041911.D
Acq: 19 Apr 2012 1:33 pm

Tgt Ion: 78 Resp: 122608

Ion	Ratio	Lower	Upper
78	100		
77	22.6	2.1	42.1
51	17.5	1.7	41.7

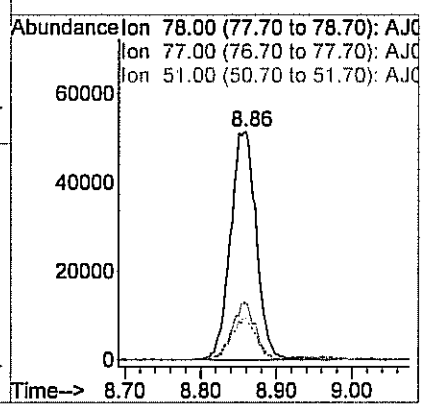

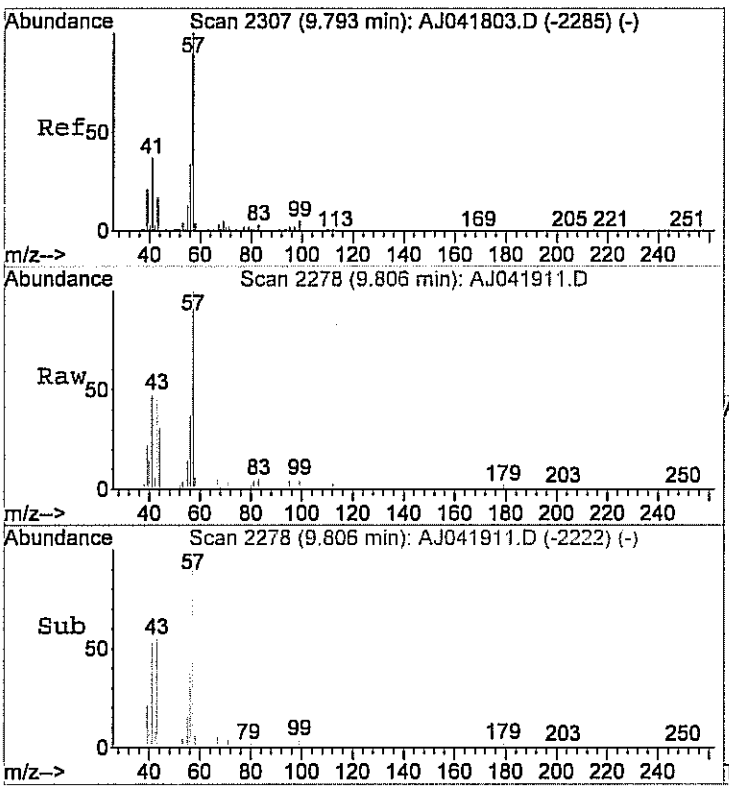

#39
2,2,4-trimethylpentane
Concen: 0.40 ppb
RT: 9.81 min Scan# 2278
Delta R.T. 0.02 min
Lab File: AJ041911.D
Acq: 19 Apr 2012 1:33 pm

Tgt Ion: 57 Resp: 30237

Ion	Ratio	Lower	Upper
57	100		
41	62.7	22.6	62.6#
56	68.3	14.1	54.1#

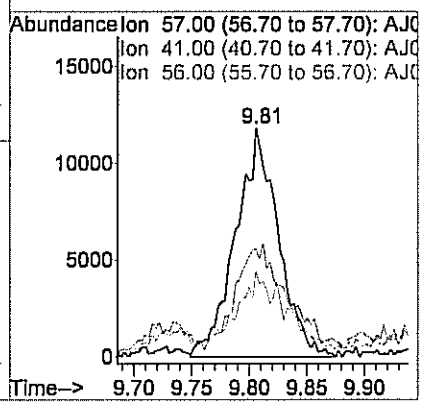

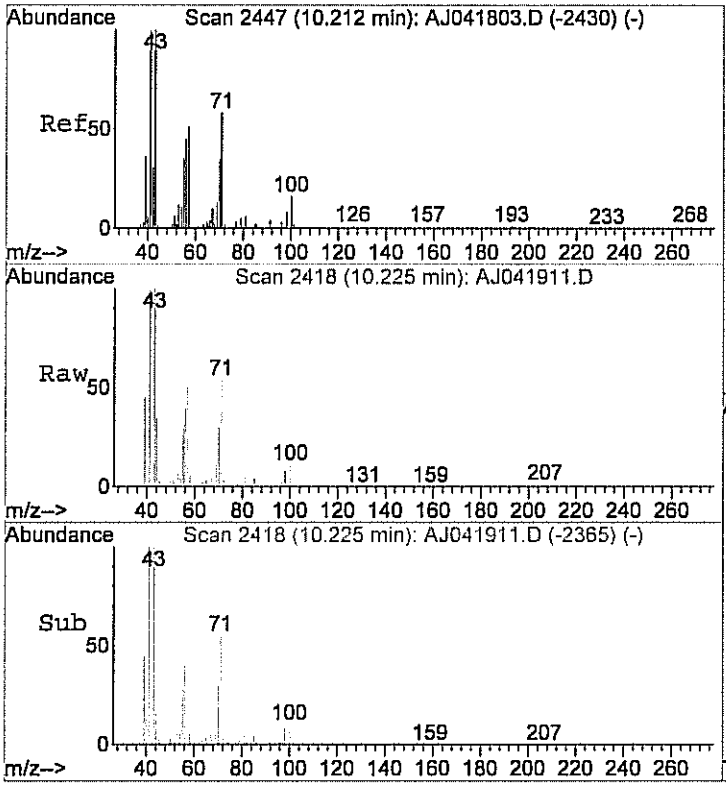

#40
Heptane
Concen: 1.69 ppb
RT: 10.23 min Scan# 2418
Delta R.T. 0.01 min
Lab File: AJ041911.D
Acq: 19 Apr 2012 1:33 pm

Tgt Ion: 43 Resp: 42713

Ion	Ratio	Lower	Upper
43	100		
57	60.8	33.3	73.3
71	57.4	40.2	80.2

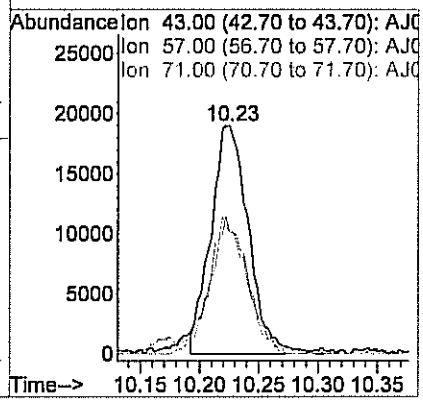

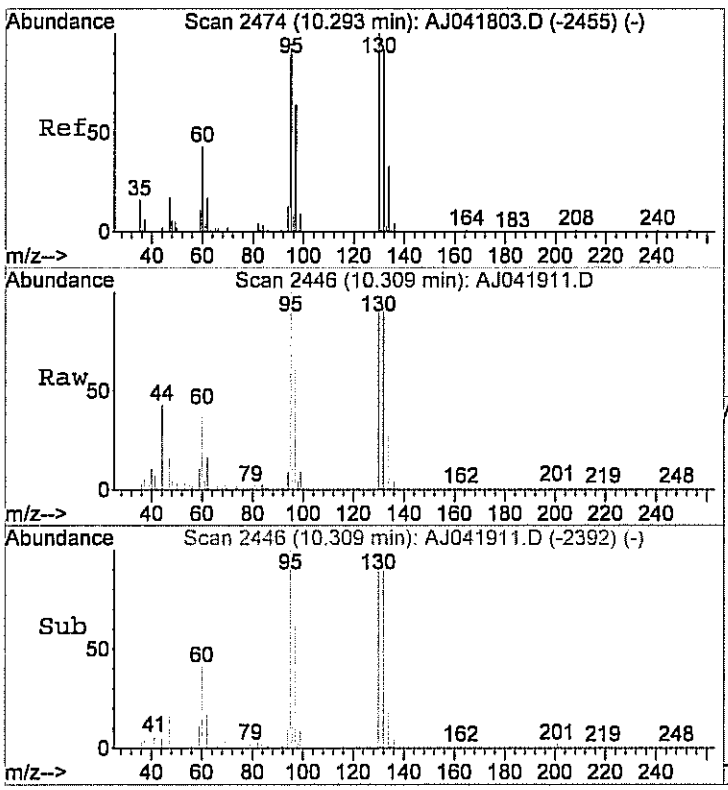

#41
Trichloroethene
Concen: 0.56 ppb
RT: 10.31 min Scan# 2446
Delta R.T. 0.01 min
Lab File: AJ041911.D
Acq: 19 Apr 2012 1:33 pm

Tgt Ion:130 Resp: 23084

Ion	Ratio	Lower	Upper
130	100		
132	94.5	80.6	120.6
95	97.8	75.3	115.3

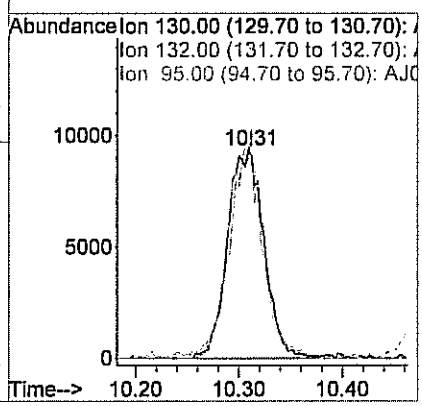

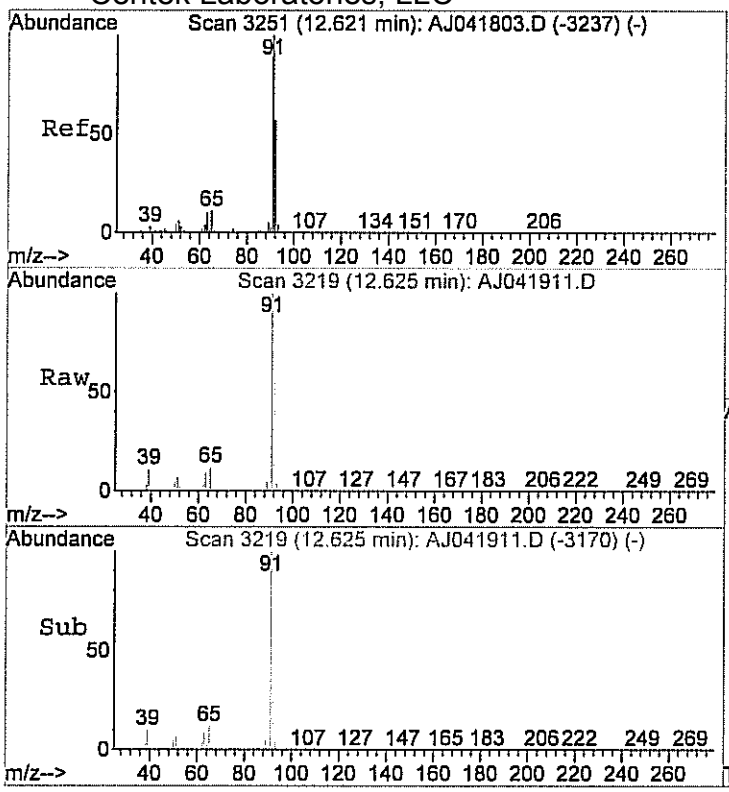

#48
Toluene
Concen: 23.86 ppb
RT: 12.62 min Scan# 3219
Delta R.T. -0.00 min
Lab File: AJ041911.D
Acq: 19 Apr 2012 1:33 pm

Tgt Ion: 92 Resp: 1220868

Ion	Ratio	Lower	Upper
92	100		
91	172.0	156.8	196.8

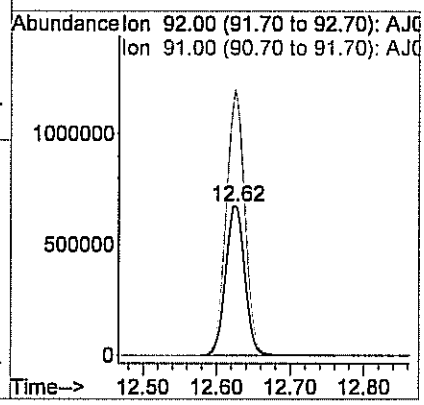

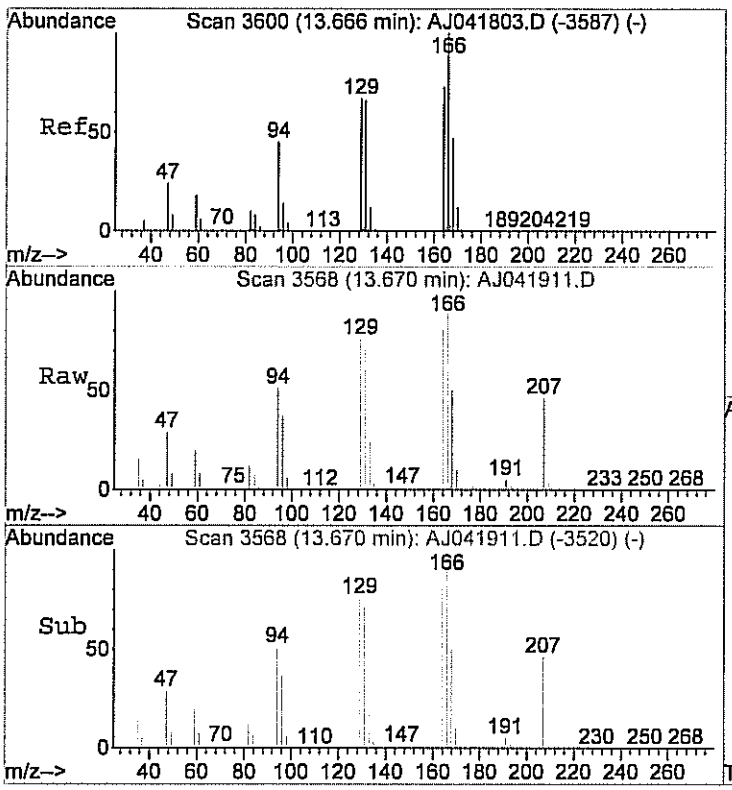

#53
Tetrachloroethylene
Concen: 2.88 ppb
RT: 13.67 min Scan# 3568
Delta R.T. -0.01 min
Lab File: AJ041911.D
Acq: 19 Apr 2012 1:33 pm

Tgt Ion:164 Resp: 167171

Ion	Ratio	Lower	Upper
164	100		
166	121.9	106.3	146.3

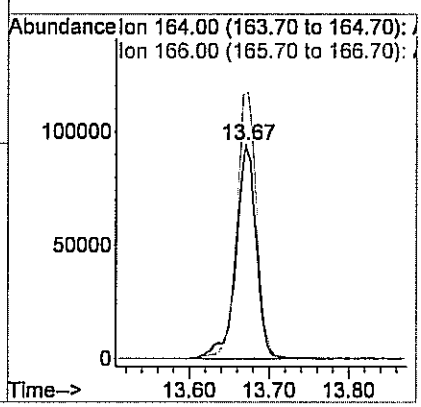



#55
Ethylbenzene
Concen: 14.44 ppb
RT: 14.90 min Scan# 3977
Delta R.T. -0.01 min
Lab File: AJ041911.D
Acq: 19 Apr 2012 1:33 pm

Tgt Ion: 91 Resp: 1612594

Ion	Ratio	Lower	Upper
91	100		
106	31.7	12.1	52.1

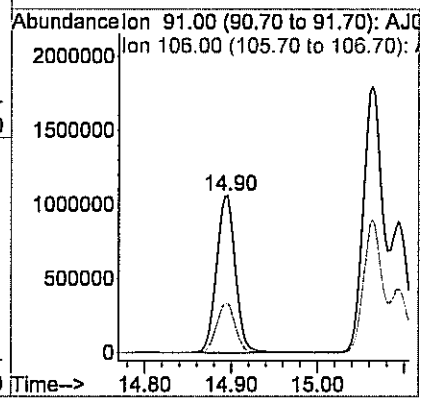

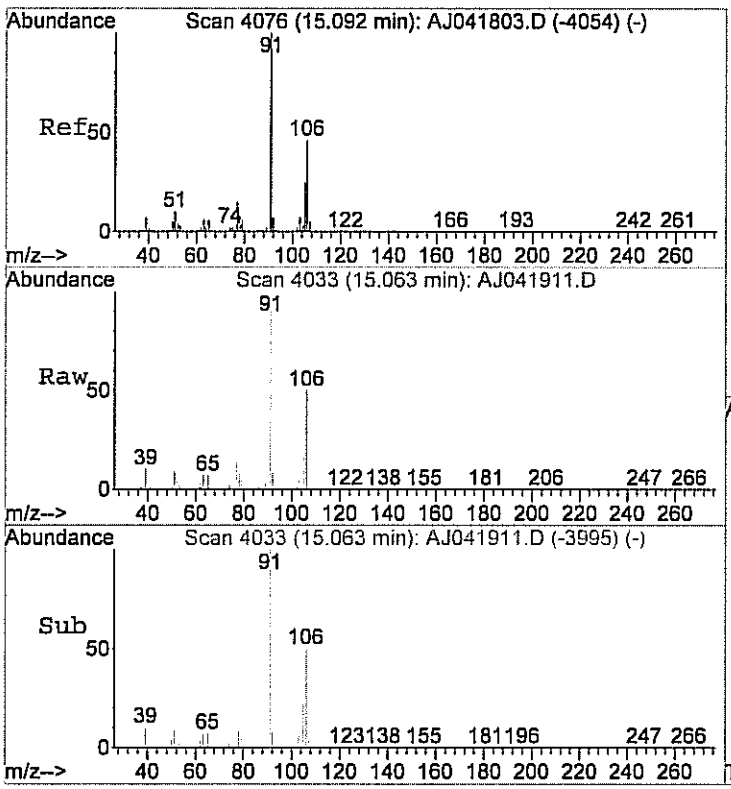

#56
m&p-xylene
Concen: 40.73 ppb
RT: 15.06 min Scan# 4033
Delta R.T. -0.04 min
Lab File: AJ041911.D
Acq: 19 Apr 2012 1:33 pm

Tgt Ion: 91 Resp: 3888712

Ion	Ratio	Lower	Upper
91	100		
106	48.6	28.3	68.3

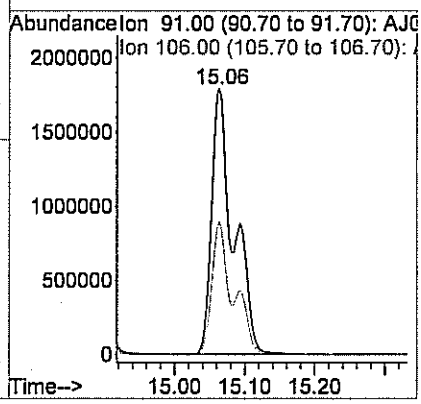

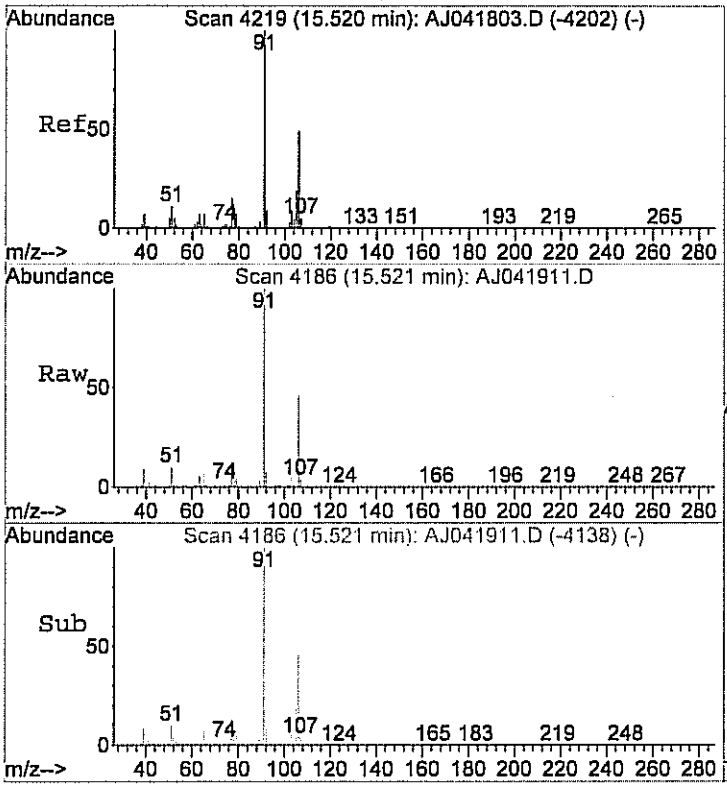

#59
o-xylene
Concen: 10.57 ppb
RT: 15.52 min Scan# 4186
Delta R.T. -0.01 min
Lab File: AJ041911.D
Acq: 19 Apr 2012 1:33 pm

Tgt Ion: 91 Resp: 1337990

Ion	Ratio	Lower	Upper
91	100		
106	46.0	20.3	60.3

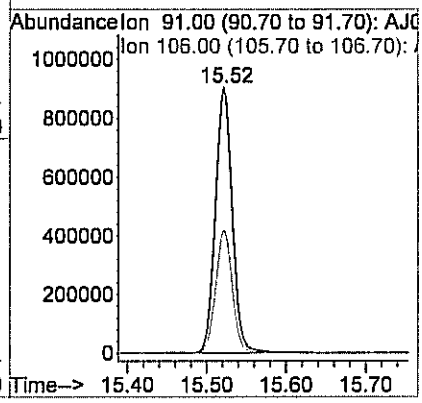

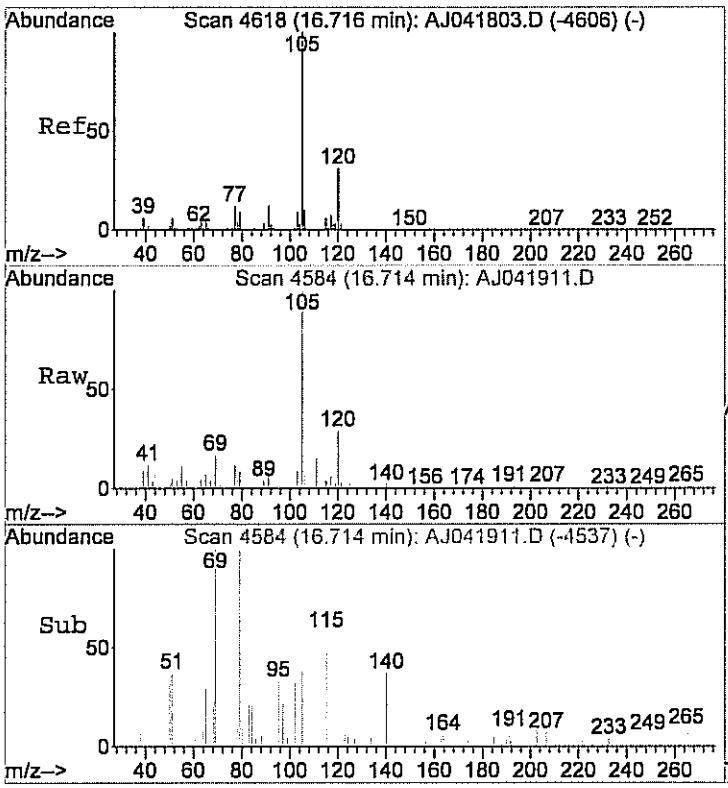

#63
4-ethyltoluene
Concen: 0.70 ppb
RT: 16.71 min Scan# 4584
Delta R.T. -0.01 min
Lab File: AJ041911.D
Acq: 19 Apr 2012 1:33 pm

Tgt Ion:105 Resp: 77650

Ion	Ratio	Lower	Upper
105	100		
120	28.7	10.7	50.7

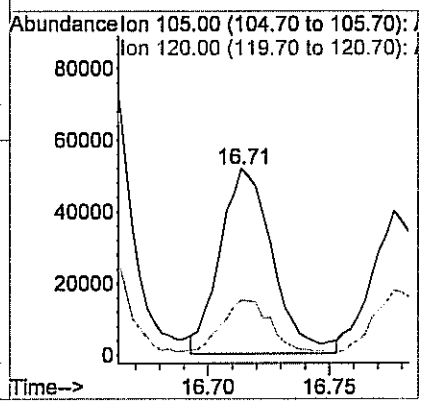

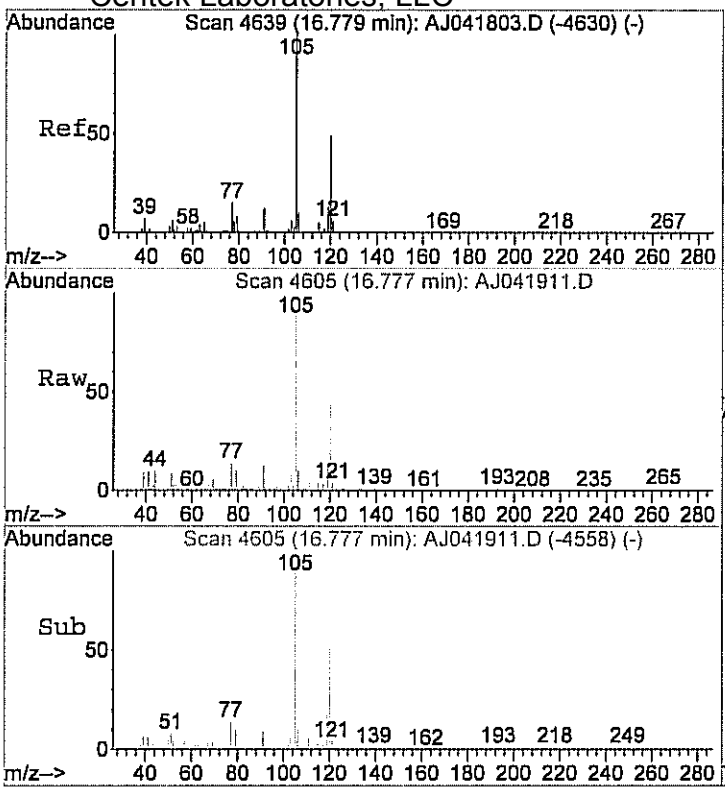

#64
1,3,5-trimethylbenzene
Concen: 0.48 ppb
RT: 16.78 min Scan# 4605
Delta R.T. -0.01 min
Lab File: AJ041911.D
Acq: 19 Apr 2012 1:33 pm

Tgt Ion:105 Resp: 58114

Ion	Ratio	Lower	Upper
105	100		
120	45.1	26.5	66.5

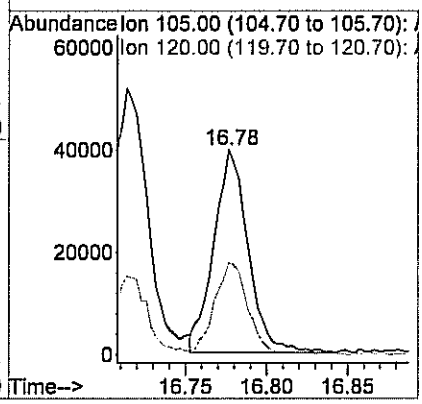

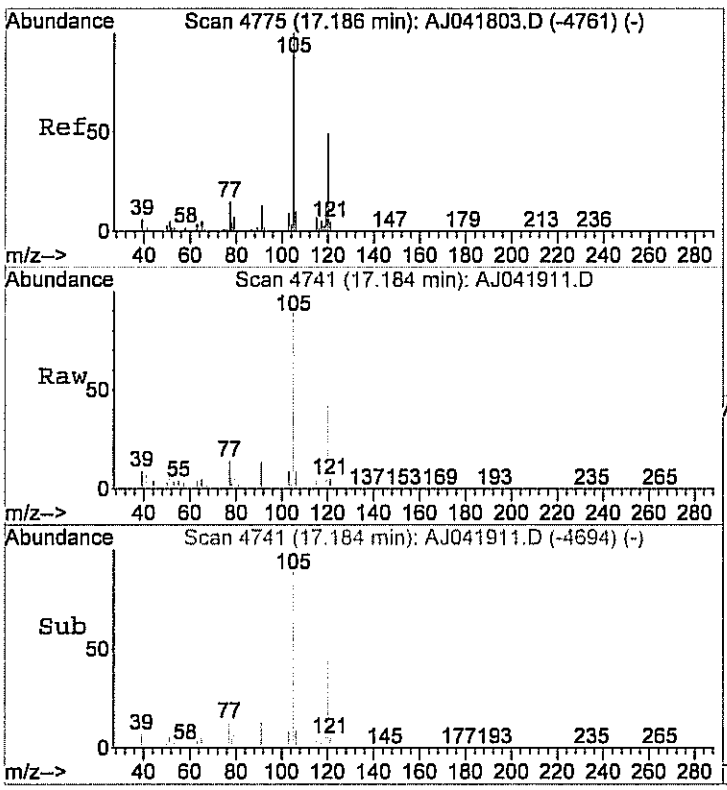

#65
1,2,4-trimethylbenzene
Concen: 1.95 ppb
RT: 17.18 min Scan# 4741
Delta R.T. -0.01 min
Lab File: AJ041911.D
Acq: 19 Apr 2012 1:33 pm

Tgt Ion:105 Resp: 187401

Ion	Ratio	Lower	Upper
105	100		
120	44.6	26.8	66.8

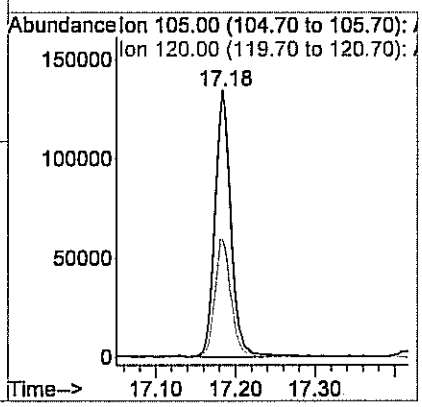

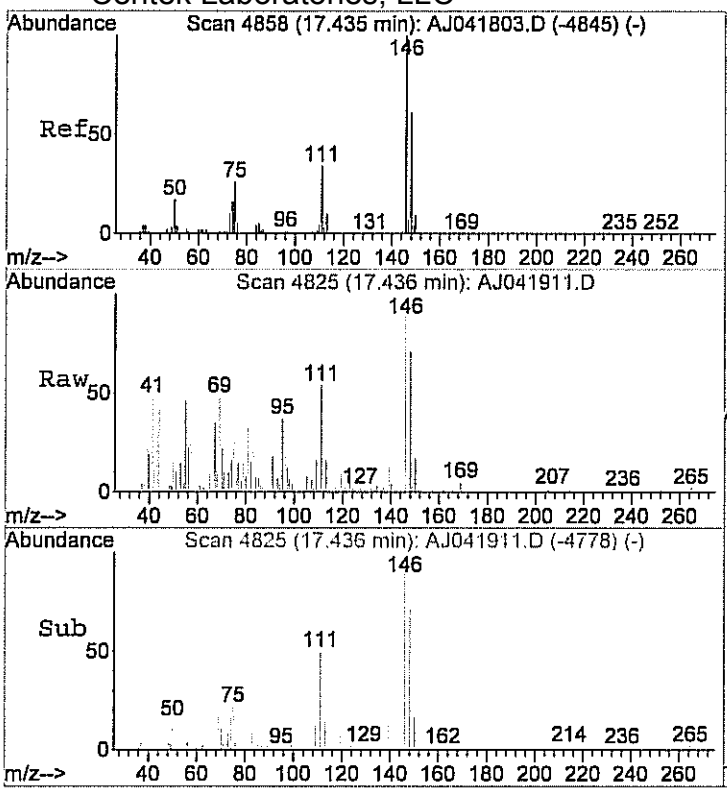

#66
1,3-dichlorobenzene
Concen: 0.14 ppb
RT: 17.44 min Scan# 4825
Delta R.T. -0.01 min
Lab File: AJ041911.D
Acq: 19 Apr 2012 1:33 pm

Tgt Ion:146 Resp: 11855

Ion	Ratio	Lower	Upper
146	100		
148	66.1	47.1	87.1
111	175.7	16.3	56.3#

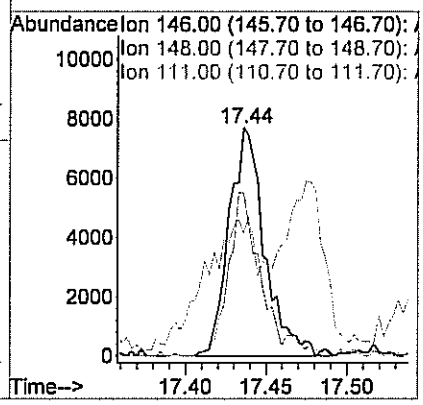

Quantitation Report (QT Reviewed)

Data File : C:\HPCHEM\1\DATA\AJ041930.D Vial: 84
Acq On : 20 Apr 2012 1:25 am Operator: RJP
Sample : C1204029-006A 10x Inst : MSD #1
Misc : A402_1UG Multiplr: 1.00
MS Integration Params: RTEINT.P
Quant Time: Apr 20 08:25:54 2012 Quant Results File: A402_1UG.RES

Quant Method : C:\HPCHEM\1\METHODS\A402_1UG.M (RTE Integrator)
Title : TO-15 VOA Standards for 5 point calibration
Last Update : Fri Apr 20 08:22:16 2012
Response via : Initial Calibration
DataAcq Meth : A402_1UG

Internal Standards	R.T.	QIon	Response	Conc	Units	Dev(Min)
1) Bromochloromethane	7.37	128	15180	1.00	ppb	0.04
32) 1,4-difluorobenzene	9.64	114	52886	1.00	ppb	0.02
47) Chlorobenzene-d5	14.59	117	43524	1.00	ppb	0.00
System Monitoring Compounds						
60) Bromofluorobenzene	16.15	95	28275	1.05	ppb	0.00
Spiked Amount 1.000	Range 70 - 130		Recovery = 105.00%			
Target Compounds						Qvalue
2) Propylene	3.02	41	6142	0.45	ppb	90
14) Acetone	4.22	58	104333	9.80	ppb	92
15) Isopropyl alcohol	4.31	45	29399	1.20	ppb #	100
20) Carbon disulfide	5.08	76	62652	1.07	ppb	99
48) Toluene	12.63	92	84014	1.99	ppb	99
53) Tetrachloroethylene	13.68	164	14486	0.30	ppb	96
55) Ethylbenzene	14.90	91	93047	1.01	ppb	98
56) m&p-xylene	15.07	91	264900	3.36	ppb	99
59) o-xylene	15.53	91	88584	0.85	ppb	90
65) 1,2,4-trimethylbenzene	17.19	105	8735	0.11	ppb	97

(#) = qualifier out of range (m) = manual integration (+) = signals summed

Data File : C:\HPCHEM\1\DATA\AJ041930.D Vial: 84
Acq On : 20 Apr 2012 1:25 am Operator: RJP
Sample : C1204029-006A 10x Inst : MSD #1
Misc : A402_1UG Multiplr: 1.00
MS Integration Params: RTEINT.P
Quant Time: Apr 20 9:56 2012 Quant Results File: A402_1UG.RES

Method : C:\HPCHEM\1\METHODS\A402_1UG.M (RTE Integrator)
Title : TO-15 VOA Standards for 5 point calibration
Last Update : Fri Apr 27 10:17:02 2012
Response via : Initial Calibration

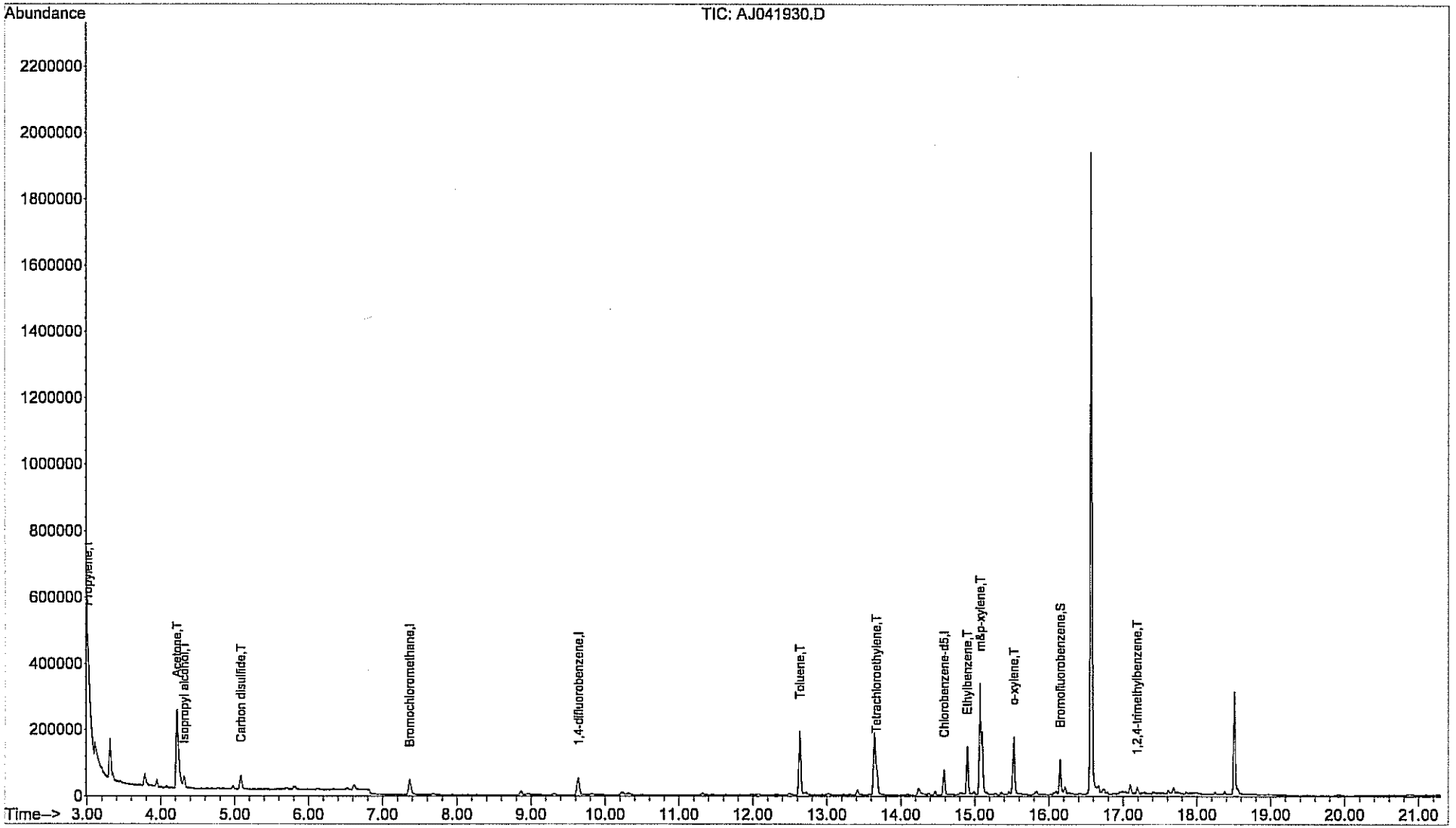

202

Centek Laboratories, LLC

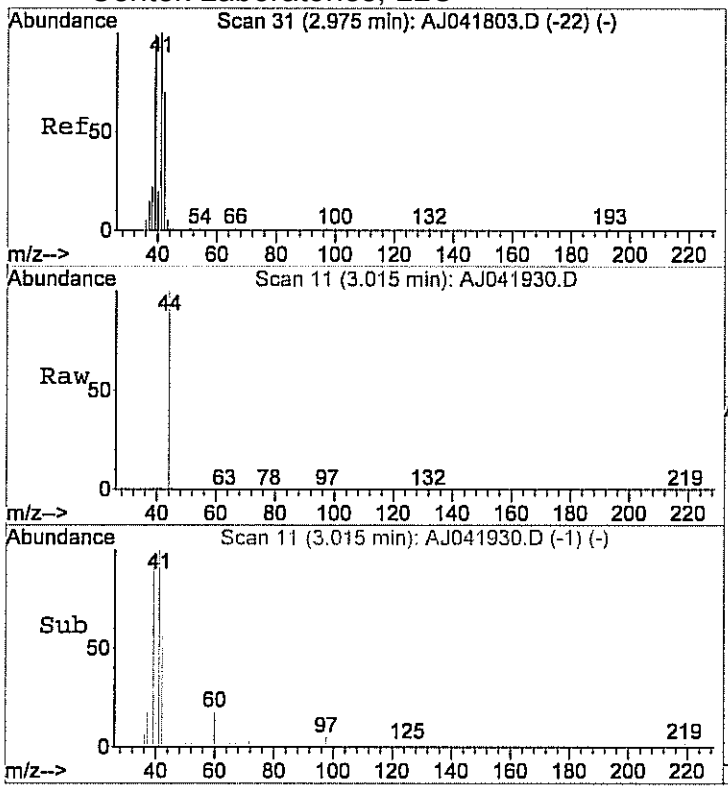

#2
Propylene
Concen: 0.45 ppb
RT: 3.02 min Scan# 11
Delta R.T. 0.07 min
Lab File: AJ041930.D
Acq: 20 Apr 2012 1:25 am

Tgt Ion: 41 Resp: 6142

Ion	Ratio	Lower	Upper
41	100		
39	104.5	64.6	124.6

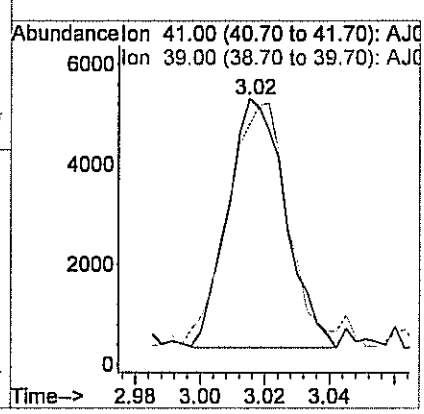

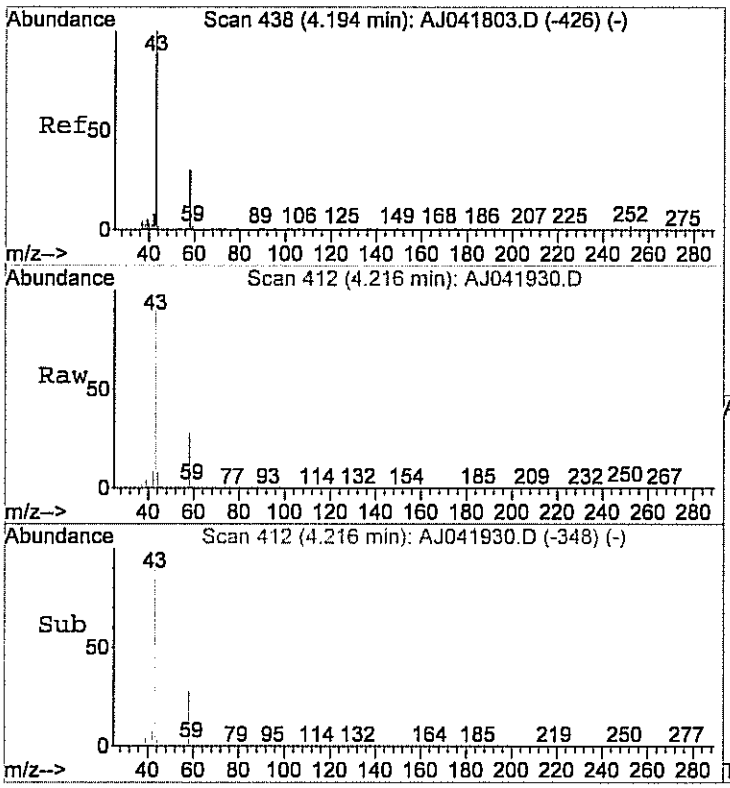

#14
Acetone
Concen: 9.80 ppb
RT: 4.22 min Scan# 412
Delta R.T. 0.04 min
Lab File: AJ041930.D
Acq: 20 Apr 2012 1:25 am

Tgt Ion: 58 Resp: 104333

Ion	Ratio	Lower	Upper
58	100		
43	361.3	350.5	410.5

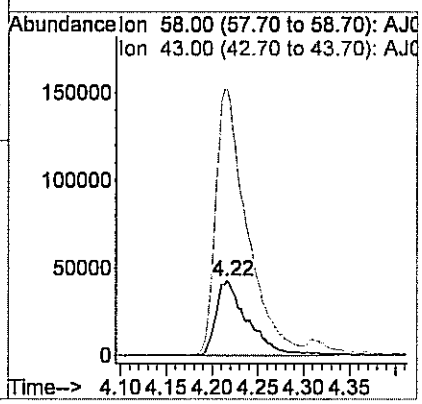

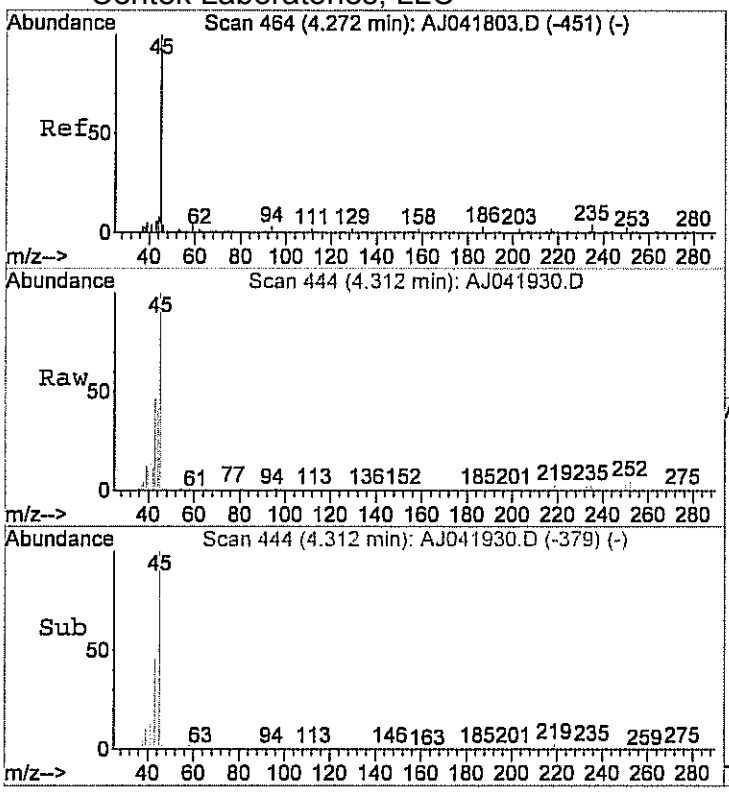

#15
Isopropyl alcohol
Concen: 1.20 ppb
RT: 4.31 min Scan# 444
Delta R.T. 0.05 min
Lab File: AJ041930.D
Acq: 20 Apr 2012 1:25 am

Tgt Ion: 45 Resp: 29399

Ion	Ratio	Lower	Upper
45	100		
43	0.0	0.0	20.0

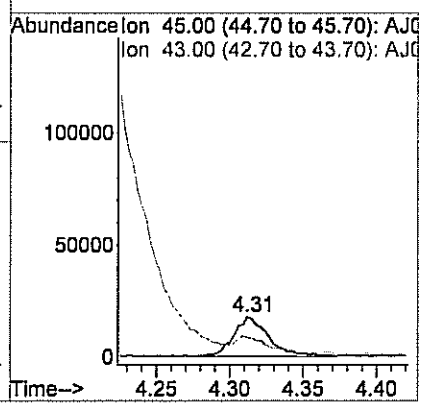

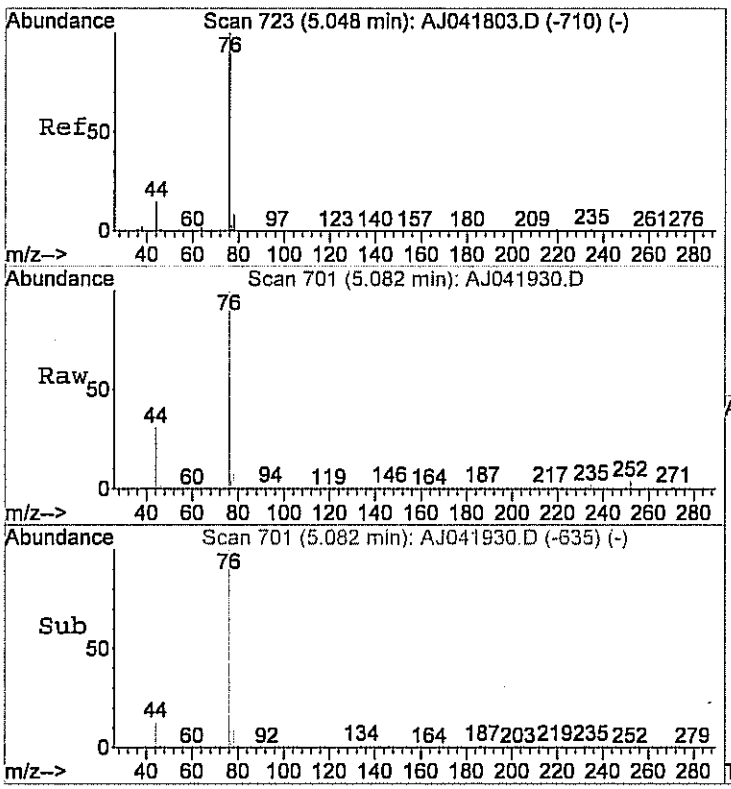

#20
Carbon disulfide
Concen: 1.07 ppb
RT: 5.08 min Scan# 701
Delta R.T. 0.05 min
Lab File: AJ041930.D
Acq: 20 Apr 2012 1:25 am

Tgt Ion: 76 Resp: 62652

Ion	Ratio	Lower	Upper
76	100		
78	9.7	0.0	29.9

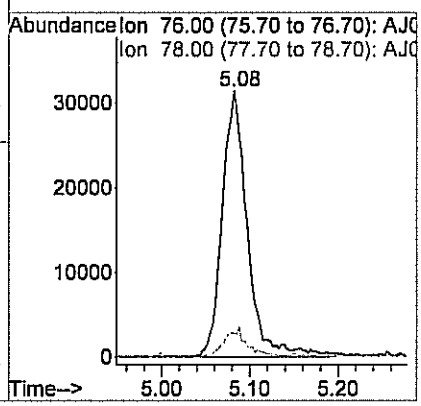

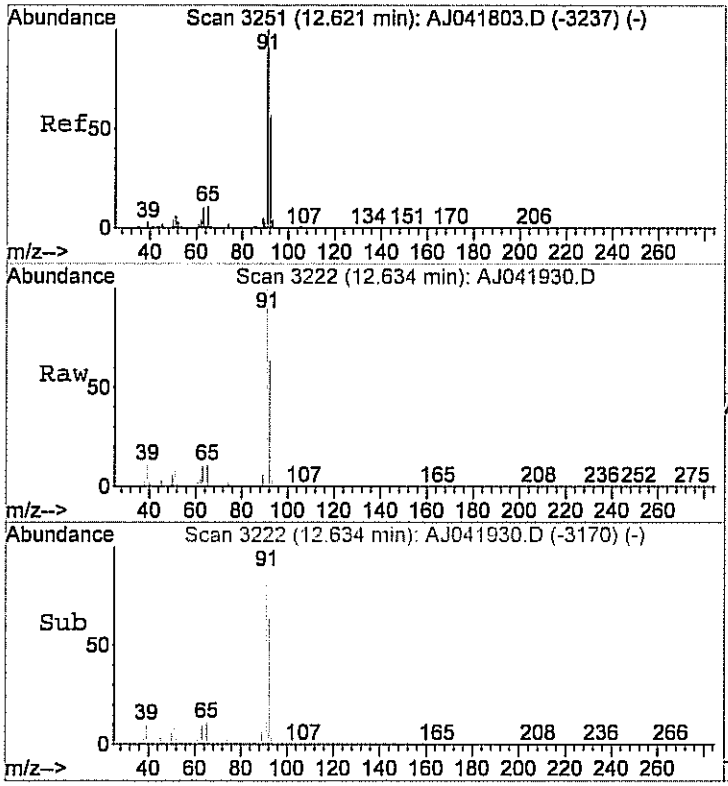

#48
Toluene
Concen: 1.99 ppb
RT: 12.63 min Scan# 3222
Delta R.T. 0.01 min
Lab File: AJ041930.D
Acq: 20 Apr 2012 1:25 am

Tgt Ion: 92 Resp: 84014

Ion	Ratio	Lower	Upper
92	100		
91	176.1	156.8	196.8

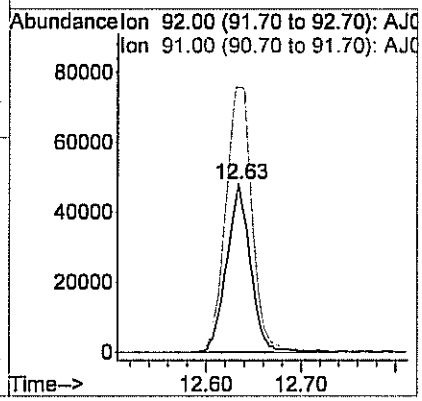

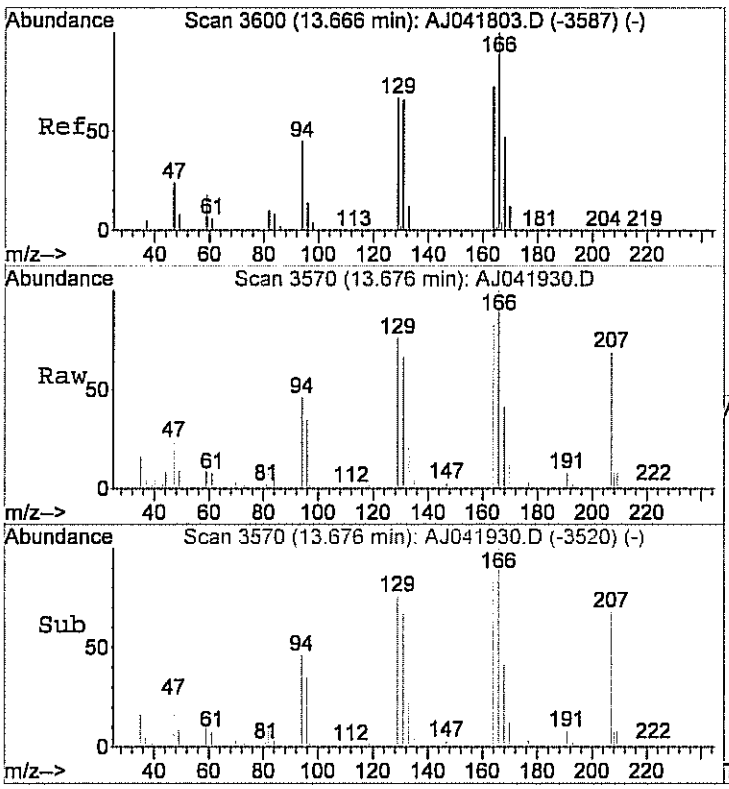

#53
Tetrachloroethylene
Concen: 0.30 ppb
RT: 13.68 min Scan# 3570
Delta R.T. 0.00 min
Lab File: AJ041930.D
Acq: 20 Apr 2012 1:25 am

Tgt Ion:164 Resp: 14486

Ion	Ratio	Lower	Upper
164	100		
166	121.3	106.3	146.3

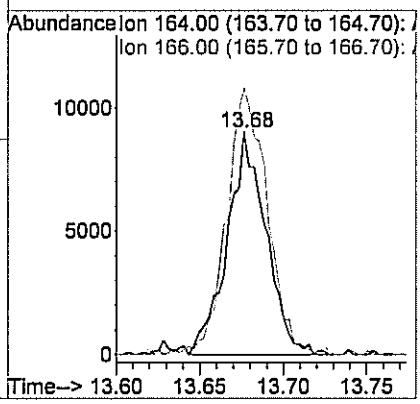

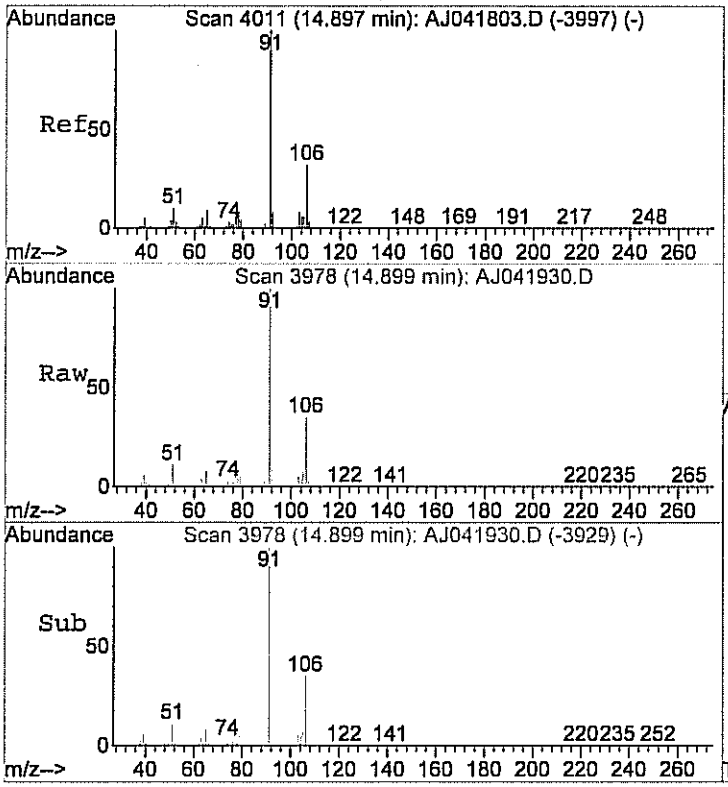

#55
Ethylbenzene
Concen: 1.01 ppb
RT: 14.90 min Scan# 3978
Delta R.T. -0.00 min
Lab File: AJ041930.D
Acq: 20 Apr 2012 1:25 am

Tgt Ion: 91 Resp: 93047

Ion	Ratio	Lower	Upper
91	100		
106	33.5	12.1	52.1

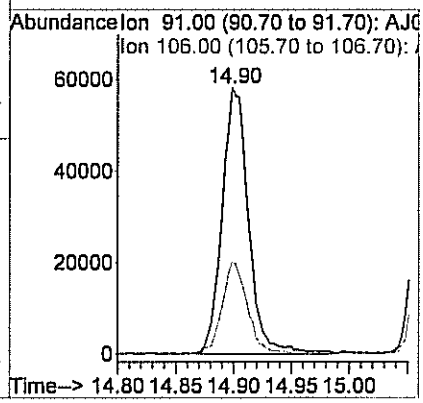

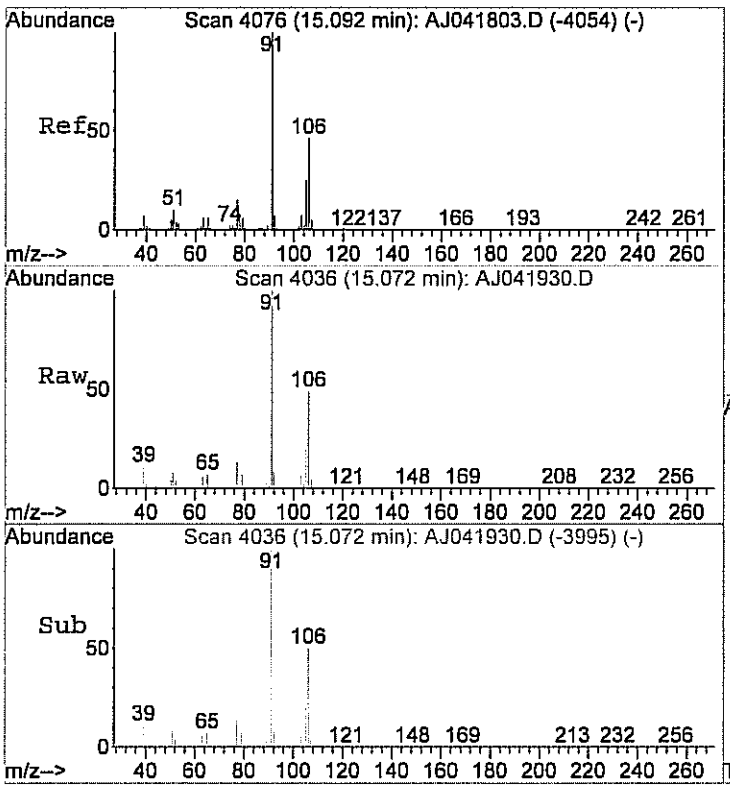

#56
m&p-xylene
Concen: 3.36 ppb
RT: 15.07 min Scan# 4036
Delta R.T. -0.03 min
Lab File: AJ041930.D
Acq: 20 Apr 2012 1:25 am

Tgt Ion: 91 Resp: 264900

Ion	Ratio	Lower	Upper
91	100		
106	47.7	28.3	68.3

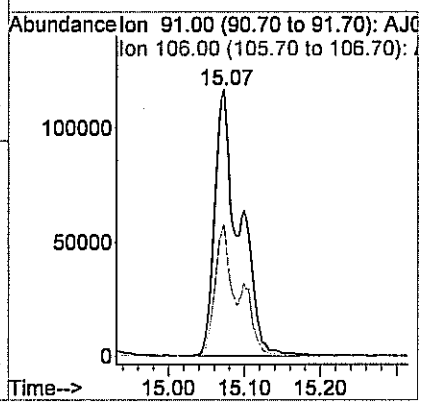

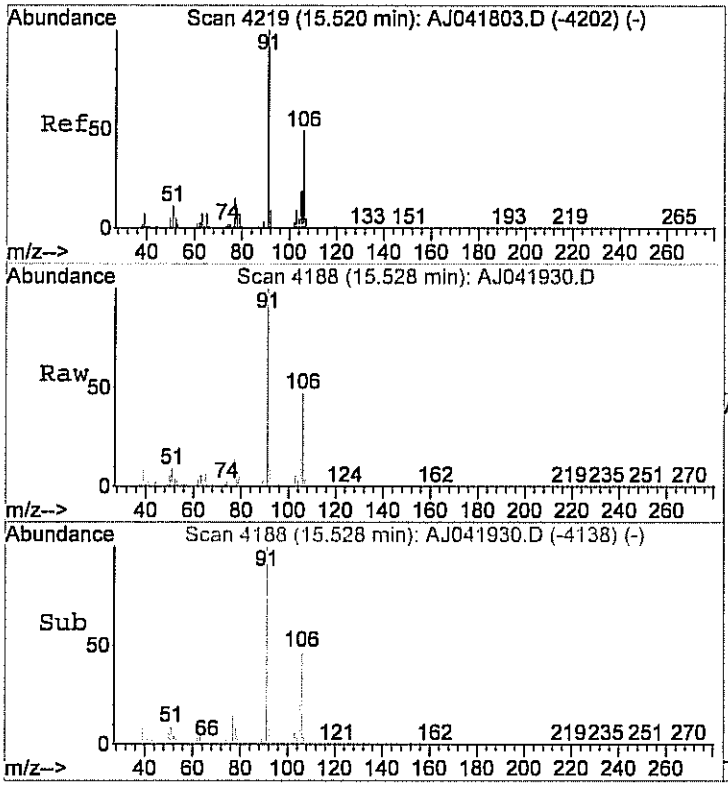

#59
o-xylene
Concen: 0.85 ppb
RT: 15.53 min Scan# 4188
Delta R.T. 0.00 min
Lab File: AJ041930.D
Acq: 20 Apr 2012 1:25 am

Tgt Ion: 91 Resp: 88584

Ion	Ratio	Lower	Upper
91	100		
106	46.5	20.3	60.3

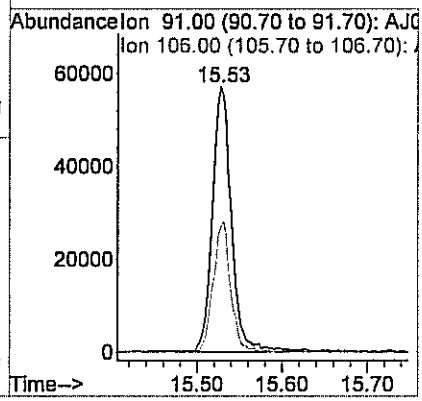

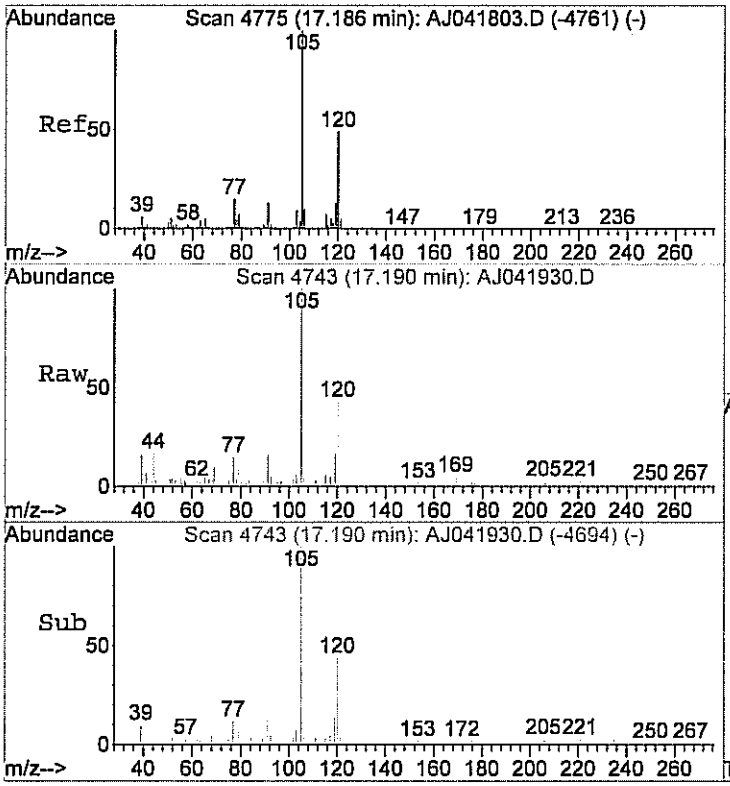

#65
1,2,4-trimethylbenzene
Concen: 0.11 ppb
RT: 17.19 min Scan# 4743
Delta R.T. -0.00 min
Lab File: AJ041930.D
Acq: 20 Apr 2012 1:25 am

Tgt Ion:105 Resp: 8735

Ion	Ratio	Lower	Upper
105	100		
120	48.7	26.8	66.8

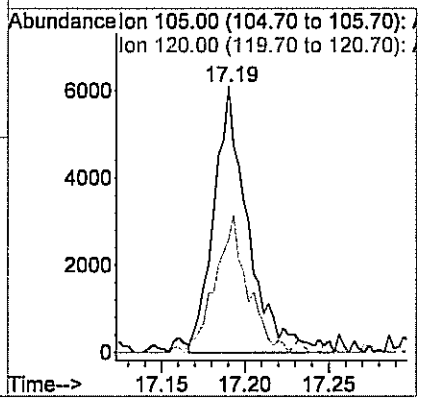

Quantitation Report (QT Reviewed)

Data File : C:\HPCHEM\1\DATA\AJ041931.D Vial: 85
Acq On : 20 Apr 2012 1:59 am Operator: RJP
Sample : C1204029-006A 40x Inst : MSD #1
Misc : A402_1UG Multiplr: 1.00
MS Integration Params: RTEINT.P
Quant Time: Apr 20 08:25:55 2012 Quant Results File: A402_1UG.RES

Quant Method : C:\HPCHEM\1\METHODS\A402_1UG.M (RTE Integrator)
Title : TO-15 VOA Standards for 5 point calibration
Last Update : Fri Apr 20 08:22:16 2012
Response via : Initial Calibration
DataAcq Meth : A402_1UG

Internal Standards	R.T.	QIon	Response	Conc	Units	Dev(Min)
1) Bromochloromethane	7.37	128	19275	1.00	ppb	0.03
32) 1,4-difluorobenzene	9.64	114	59005	1.00	ppb	0.02
47) Chlorobenzene-d5	14.59	117	45836	1.00	ppb	0.00
System Monitoring Compounds						
60) Bromofluorobenzene	16.15	95	30246	1.07	ppb	0.00
Spiked Amount 1.000	Range 70 - 130		Recovery = 107.00%			
Target Compounds						Qvalue
2) Propylene	3.01	41	4492	0.26	ppb	96
14) Acetone	4.22	58	51628m	3.82	ppb	

(#) = qualifier out of range (m) = manual integration (+) = signals summed
AJ041931.D A402_1UG.M Fri Apr 27 10:20:16 2012 MSD1 Page 1

Quantitation Report (QT Reviewed)

Data File : C:\HPCHEM\1\DATA\AJ041931.D Vial: 85
Acq On : 20 Apr 2012 1:59 am Operator: RJP
Sample : C1204029-006A 40x Inst : MSD #1
Misc : A402_1UG Multiplr: 1.00
MS Integration Params: RTEINT.P
Quant Time: Apr 20 9:57 2012 Quant Results File: A402_1UG.RES

Method : C:\HPCHEM\1\METHODS\A402_1UG.M (RTE Integrator)
Title : TO-15 VOA Standards for 5 point calibration
Last Update : Fri Apr 27 10:17:02 2012
Response via : Initial Calibration

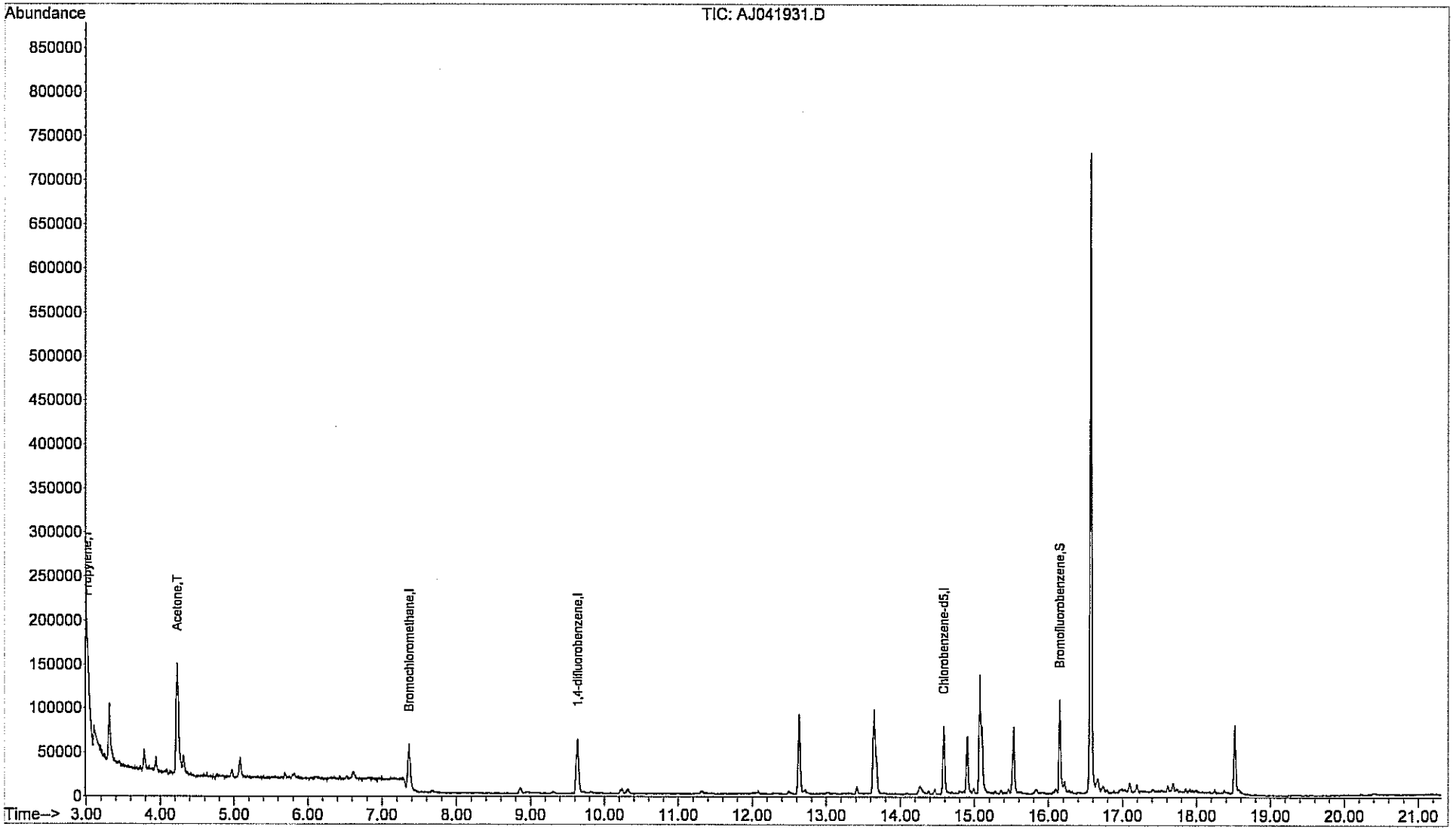

Centek Laboratories, LLC

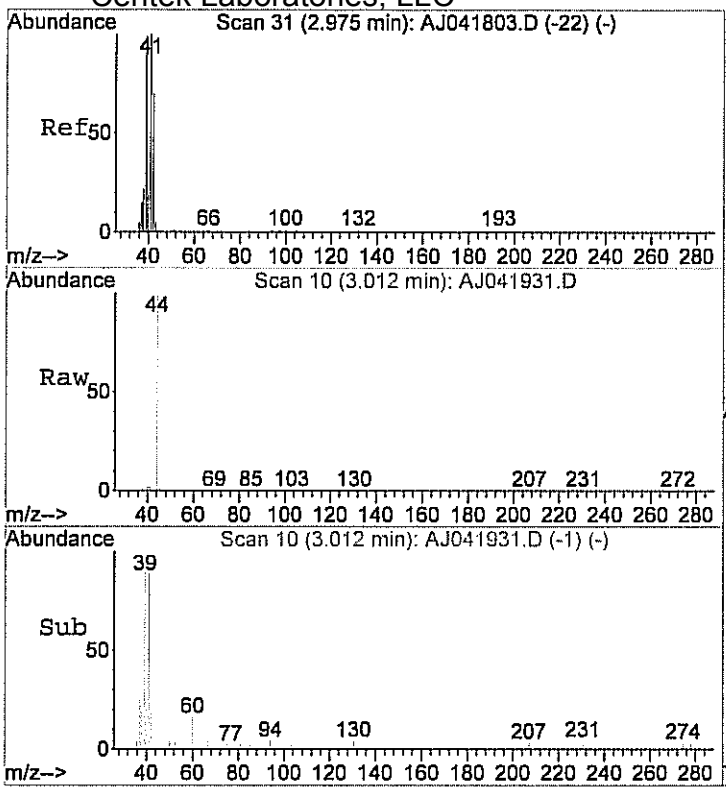

#2
Propylene
Concen: 0.26 ppb
RT: 3.01 min Scan# 10
Delta R.T. 0.07 min
Lab File: AJ041931.D
Acq: 20 Apr 2012 1:59 am

Tgt Ion: 41 Resp: 4492

Ion	Ratio	Lower	Upper
41	100		
39	98.7	64.6	124.6

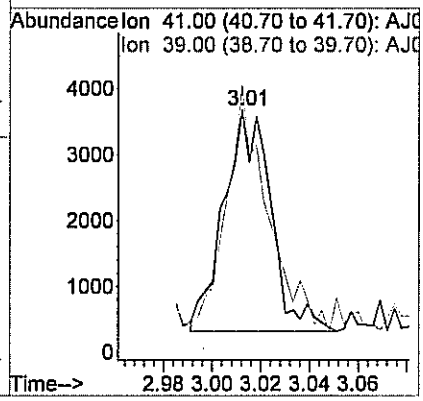

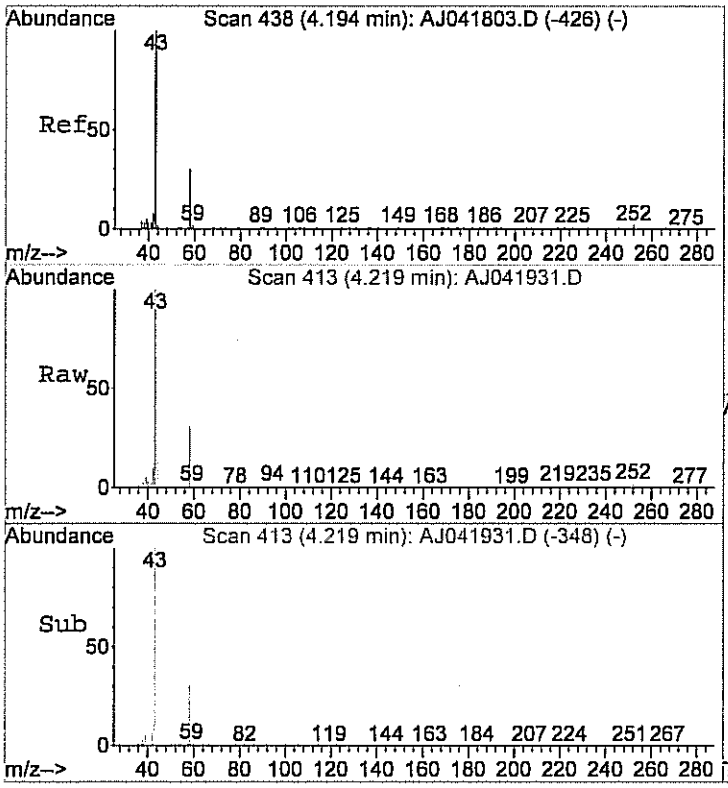

#14
Acetone
Concen: 3.82 ppb m
RT: 4.22 min Scan# 413
Delta R.T. 0.05 min
Lab File: AJ041931.D
Acq: 20 Apr 2012 1:59 am

Tgt Ion: 58 Resp: 51628

Ion	Ratio	Lower	Upper
58	100		
43	404.7	350.5	410.5

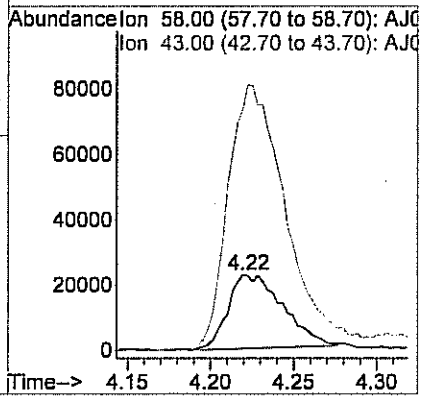

Centek Laboratories, LLC

Date: *27-Apr-12*

CLIENT:	Arcadis	**Client Sample ID:**	AMB-041312
Lab Order:	C1204029	**Tag Number:**	131,153
Project:	LMC Corp Utica	**Collection Date:**	4/13/2012
Lab ID:	C1204029-007A	**Matrix:**	AIR

Analyses	Result	**Limit	Qual	Units	DF	Date Analyzed
FIELD PARAMETERS		FLD				Analyst:
Lab Vacuum In	-15			"Hg		4/13/2012
Lab Vacuum Out	-30			"Hg		4/13/2012
1UG/M3 BY METHOD TO15		TO-15				Analyst: RJP
1,1,1-Trichloroethane	< 0.15	0.15		ppbV	1	4/18/2012 12:54:00 PM
1,1,2,2-Tetrachloroethane	< 0.15	0.15		ppbV	1	4/18/2012 12:54:00 PM
1,1,2-Trichloroethane	< 0.15	0.15		ppbV	1	4/18/2012 12:54:00 PM
1,1-Dichloroethane	< 0.15	0.15		ppbV	1	4/18/2012 12:54:00 PM
1,1-Dichloroethene	< 0.15	0.15		ppbV	1	4/18/2012 12:54:00 PM
1,2,4-Trichlorobenzene	< 0.15	0.15		ppbV	1	4/18/2012 12:54:00 PM
1,2,4-Trimethylbenzene	< 0.15	0.15		ppbV	1	4/18/2012 12:54:00 PM
1,2-Dibromoethane	< 0.15	0.15		ppbV	1	4/18/2012 12:54:00 PM
1,2-Dichlorobenzene	< 0.15	0.15		ppbV	1	4/18/2012 12:54:00 PM
1,2-Dichloroethane	< 0.15	0.15		ppbV	1	4/18/2012 12:54:00 PM
1,2-Dichloropropane	< 0.15	0.15		ppbV	1	4/18/2012 12:54:00 PM
1,3,5-Trimethylbenzene	< 0.15	0.15		ppbV	1	4/18/2012 12:54:00 PM
1,3-butadiene	< 0.15	0.15		ppbV	1	4/18/2012 12:54:00 PM
1,3-Dichlorobenzene	< 0.15	0.15		ppbV	1	4/18/2012 12:54:00 PM
1,4-Dichlorobenzene	< 0.15	0.15		ppbV	1	4/18/2012 12:54:00 PM
1,4-Dioxane	< 0.30	0.30		ppbV	1	4/18/2012 12:54:00 PM
2,2,4-trimethylpentane	< 0.15	0.15		ppbV	1	4/18/2012 12:54:00 PM
4-ethyltoluene	< 0.15	0.15		ppbV	1	4/18/2012 12:54:00 PM
Acetone	7.1	1.5		ppbV	5	4/18/2012 2:02:00 PM
Allyl chloride	< 0.15	0.15		ppbV	1	4/18/2012 12:54:00 PM
Benzene	0.24	0.15		ppbV	1	4/18/2012 12:54:00 PM
Benzyl chloride	< 0.15	0.15		ppbV	1	4/18/2012 12:54:00 PM
Bromodichloromethane	< 0.15	0.15		ppbV	1	4/18/2012 12:54:00 PM
Bromoform	< 0.15	0.15		ppbV	1	4/18/2012 12:54:00 PM
Bromomethane	< 0.15	0.15		ppbV	1	4/18/2012 12:54:00 PM
Carbon disulfide	0.14	0.15	J	ppbV	1	4/18/2012 12:54:00 PM
Carbon tetrachloride	0.10	0.15	J	ppbV	1	4/18/2012 12:54:00 PM
Chlorobenzene	< 0.15	0.15		ppbV	1	4/18/2012 12:54:00 PM
Chloroethane	< 0.15	0.15		ppbV	1	4/18/2012 12:54:00 PM
Chloroform	< 0.15	0.15		ppbV	1	4/18/2012 12:54:00 PM
Chloromethane	0.48	0.15		ppbV	1	4/18/2012 12:54:00 PM
cis-1,2-Dichloroethene	< 0.15	0.15		ppbV	1	4/18/2012 12:54:00 PM
cis-1,3-Dichloropropene	< 0.15	0.15		ppbV	1	4/18/2012 12:54:00 PM
Cyclohexane	< 0.15	0.15		ppbV	1	4/18/2012 12:54:00 PM
Dibromochloromethane	< 0.15	0.15		ppbV	1	4/18/2012 12:54:00 PM
Ethyl acetate	< 0.25	0.25		ppbV	1	4/18/2012 12:54:00 PM

Qualifiers:

**	Reporting Limit	.	Results reported are not blank corrected
B	Analyte detected in the associated Method Blank	E	Value above quantitation range
H	Holding times for preparation or analysis exceeded	J	Analyte detected at or below quantitation limits
JN	Non-routine analyte. Quantitation estimated.	ND	Not Detected at the Reporting Limit
S	Spike Recovery outside accepted recovery limits		

Centek Laboratories, LLC

Date: *27-Apr-12*

CLIENT:	Arcadis	**Client Sample ID:**	AMB-041312
Lab Order:	C1204029	**Tag Number:**	131,153
Project:	LMC Corp Utica	**Collection Date:**	4/13/2012
Lab ID:	C1204029-007A	**Matrix:**	AIR

Analyses	Result	**Limit	Qual	Units	DF	Date Analyzed
1UG/M3 BY METHOD TO15		**TO-15**				Analyst: **RJP**
Ethylbenzene	< 0.15	0.15		ppbV	1	4/18/2012 12:54:00 PM
Freon 11	0.24	0.15		ppbV	1	4/18/2012 12:54:00 PM
Freon 113	0.10	0.15	J	ppbV	1	4/18/2012 12:54:00 PM
Freon 114	< 0.15	0.15		ppbV	1	4/18/2012 12:54:00 PM
Freon 12	0.51	0.15		ppbV	1	4/18/2012 12:54:00 PM
Heptane	< 0.15	0.15		ppbV	1	4/18/2012 12:54:00 PM
Hexachloro-1,3-butadiene	< 0.15	0.15		ppbV	1	4/18/2012 12:54:00 PM
Hexane	< 0.15	0.15		ppbV	1	4/18/2012 12:54:00 PM
Isopropyl alcohol	< 0.15	0.15		ppbV	1	4/18/2012 12:54:00 PM
m&p-Xylene	< 0.30	0.30		ppbV	1	4/18/2012 12:54:00 PM
Methyl Butyl Ketone	< 0.30	0.30		ppbV	1	4/18/2012 12:54:00 PM
Methyl Ethyl Ketone	< 0.30	0.30		ppbV	1	4/18/2012 12:54:00 PM
Methyl Isobutyl Ketone	< 0.30	0.30		ppbV	1	4/18/2012 12:54:00 PM
Methyl tert-butyl ether	< 0.15	0.15		ppbV	1	4/18/2012 12:54:00 PM
Methylene chloride	0.29	0.15		ppbV	1	4/18/2012 12:54:00 PM
o-Xylene	< 0.15	0.15		ppbV	1	4/18/2012 12:54:00 PM
Propylene	< 0.15	0.15		ppbV	1	4/18/2012 12:54:00 PM
Styrene	< 0.15	0.15		ppbV	1	4/18/2012 12:54:00 PM
Tetrachloroethylene	< 0.15	0.15		ppbV	1	4/18/2012 12:54:00 PM
Tetrahydrofuran	< 0.15	0.15		ppbV	1	4/18/2012 12:54:00 PM
Toluene	0.42	0.15		ppbV	1	4/18/2012 12:54:00 PM
trans-1,2-Dichloroethene	< 0.15	0.15		ppbV	1	4/18/2012 12:54:00 PM
trans-1,3-Dichloropropene	< 0.15	0.15		ppbV	1	4/18/2012 12:54:00 PM
Trichloroethene	< 0.15	0.15		ppbV	1	4/18/2012 12:54:00 PM
Vinyl acetate	< 0.15	0.15		ppbV	1	4/18/2012 12:54:00 PM
Vinyl Bromide	< 0.15	0.15		ppbV	1	4/18/2012 12:54:00 PM
Vinyl chloride	< 0.15	0.15		ppbV	1	4/18/2012 12:54:00 PM
Surr: Bromofluorobenzene	86.0	70-130		%REC	1	4/18/2012 12:54:00 PM

Qualifiers:

**	Reporting Limit	.	Results reported are not blank corrected
B	Analyte detected in the associated Method Blank	E	Value above quantitation range
H	Holding times for preparation or analysis exceeded	J	Analyte detected at or below quantitation limits
JN	Non-routine analyte. Quantitation estimated.	ND	Not Detected at the Reporting Limit
S	Spike Recovery outside accepted recovery limits		

Centek Laboratories, LLC

Date: *27-Apr-12*

CLIENT:	Arcadis	**Client Sample ID:**	AMB-041312
Lab Order:	C1204029	**Tag Number:**	131,153
Project:	LMC Corp Utica	**Collection Date:**	4/13/2012
Lab ID:	C1204029-007A	**Matrix:**	AIR

Analyses	Result	**Limit	Qual	Units	DF	Date Analyzed
1UG/M3 BY METHOD TO15		TO-15				Analyst: RJP
1,1,1-Trichloroethane	< 0.83	0.83		ug/m3	1	4/18/2012 12:54:00 PM
1,1,2,2-Tetrachloroethane	< 1.0	1.0		ug/m3	1	4/18/2012 12:54:00 PM
1,1,2-Trichloroethane	< 0.83	0.83		ug/m3	1	4/18/2012 12:54:00 PM
1,1-Dichloroethane	< 0.62	0.62		ug/m3	1	4/18/2012 12:54:00 PM
1,1-Dichloroethene	< 0.60	0.60		ug/m3	1	4/18/2012 12:54:00 PM
1,2,4-Trichlorobenzene	< 1.1	1.1		ug/m3	1	4/18/2012 12:54:00 PM
1,2,4-Trimethylbenzene	< 0.75	0.75		ug/m3	1	4/18/2012 12:54:00 PM
1,2-Dibromoethane	< 1.2	1.2		ug/m3	1	4/18/2012 12:54:00 PM
1,2-Dichlorobenzene	< 0.92	0.92		ug/m3	1	4/18/2012 12:54:00 PM
1,2-Dichloroethane	< 0.62	0.62		ug/m3	1	4/18/2012 12:54:00 PM
1,2-Dichloropropane	< 0.70	0.70		ug/m3	1	4/18/2012 12:54:00 PM
1,3,5-Trimethylbenzene	< 0.75	0.75		ug/m3	1	4/18/2012 12:54:00 PM
1,3-butadiene	< 0.34	0.34		ug/m3	1	4/18/2012 12:54:00 PM
1,3-Dichlorobenzene	< 0.92	0.92		ug/m3	1	4/18/2012 12:54:00 PM
1,4-Dichlorobenzene	< 0.92	0.92		ug/m3	1	4/18/2012 12:54:00 PM
1,4-Dioxane	< 1.1	1.1		ug/m3	1	4/18/2012 12:54:00 PM
2,2,4-trimethylpentane	< 0.71	0.71		ug/m3	1	4/18/2012 12:54:00 PM
4-ethyltoluene	< 0.75	0.75		ug/m3	1	4/18/2012 12:54:00 PM
Acetone	17	3.6		ug/m3	5	4/18/2012 2:02:00 PM
Allyl chloride	< 0.48	0.48		ug/m3	1	4/18/2012 12:54:00 PM
Benzene	0.78	0.49		ug/m3	1	4/18/2012 12:54:00 PM
Benzyl chloride	< 0.88	0.88		ug/m3	1	4/18/2012 12:54:00 PM
Bromodichloromethane	< 1.0	1.0		ug/m3	1	4/18/2012 12:54:00 PM
Bromoform	< 1.6	1.6		ug/m3	1	4/18/2012 12:54:00 PM
Bromomethane	< 0.59	0.59		ug/m3	1	4/18/2012 12:54:00 PM
Carbon disulfide	0.44	0.47	J	ug/m3	1	4/18/2012 12:54:00 PM
Carbon tetrachloride	0.64	0.96	J	ug/m3	1	4/18/2012 12:54:00 PM
Chlorobenzene	< 0.70	0.70		ug/m3	1	4/18/2012 12:54:00 PM
Chloroethane	< 0.40	0.40		ug/m3	1	4/18/2012 12:54:00 PM
Chloroform	< 0.74	0.74		ug/m3	1	4/18/2012 12:54:00 PM
Chloromethane	1.0	0.31		ug/m3	1	4/18/2012 12:54:00 PM
cis-1,2-Dichloroethene	< 0.60	0.60		ug/m3	1	4/18/2012 12:54:00 PM
cis-1,3-Dichloropropene	< 0.69	0.69		ug/m3	1	4/18/2012 12:54:00 PM
Cyclohexane	< 0.52	0.52		ug/m3	1	4/18/2012 12:54:00 PM
Dibromochloromethane	< 1.3	1.3		ug/m3	1	4/18/2012 12:54:00 PM
Ethyl acetate	< 0.92	0.92		ug/m3	1	4/18/2012 12:54:00 PM
Ethylbenzene	< 0.66	0.66		ug/m3	1	4/18/2012 12:54:00 PM
Freon 11	1.4	0.86		ug/m3	1	4/18/2012 12:54:00 PM
Freon 113	0.78	1.2	J	ug/m3	1	4/18/2012 12:54:00 PM
Freon 114	< 1.1	1.1		ug/m3	1	4/18/2012 12:54:00 PM

Qualifiers:

**	Reporting Limit	.	Results reported are not blank corrected
B	Analyte detected in the associated Method Blank	E	Value above quantitation range
H	Holding times for preparation or analysis exceeded	J	Analyte detected at or below quantitation limits
JN	Non-routine analyte. Quantitation estimated.	ND	Not Detected at the Reporting Limit
S	Spike Recovery outside accepted recovery limits		

Centek Laboratories, LLC

Date: *27-Apr-12*

CLIENT:	Arcadis	**Client Sample ID:**	AMB-041312
Lab Order:	C1204029	**Tag Number:**	131,153
Project:	LMC Corp Utica	**Collection Date:**	4/13/2012
Lab ID:	C1204029-007A	**Matrix:**	AIR

Analyses	Result	**Limit	Qual	Units	DF	Date Analyzed
1UG/M3 BY METHOD TO15		**TO-15**				Analyst: **RJP**
Freon 12	2.6	0.75		ug/m3	1	4/18/2012 12:54:00 PM
Heptane	< 0.62	0.62		ug/m3	1	4/18/2012 12:54:00 PM
Hexachloro-1,3-butadiene	< 1.6	1.6		ug/m3	1	4/18/2012 12:54:00 PM
Hexane	< 0.54	0.54		ug/m3	1	4/18/2012 12:54:00 PM
Isopropyl alcohol	< 0.37	0.37		ug/m3	1	4/18/2012 12:54:00 PM
m&p-Xylene	< 1.3	1.3		ug/m3	1	4/18/2012 12:54:00 PM
Methyl Butyl Ketone	< 1.2	1.2		ug/m3	1	4/18/2012 12:54:00 PM
Methyl Ethyl Ketone	< 0.90	0.90		ug/m3	1	4/18/2012 12:54:00 PM
Methyl Isobutyl Ketone	< 1.2	1.2		ug/m3	1	4/18/2012 12:54:00 PM
Methyl tert-butyl ether	< 0.55	0.55		ug/m3	1	4/18/2012 12:54:00 PM
Methylene chloride	1.0	0.53		ug/m3	1	4/18/2012 12:54:00 PM
o-Xylene	< 0.66	0.66		ug/m3	1	4/18/2012 12:54:00 PM
Propylene	< 0.26	0.26		ug/m3	1	4/18/2012 12:54:00 PM
Styrene	< 0.65	0.65		ug/m3	1	4/18/2012 12:54:00 PM
Tetrachloroethylene	< 1.0	1.0		ug/m3	1	4/18/2012 12:54:00 PM
Tetrahydrofuran	< 0.45	0.45		ug/m3	1	4/18/2012 12:54:00 PM
Toluene	1.6	0.57		ug/m3	1	4/18/2012 12:54:00 PM
trans-1,2-Dichloroethene	< 0.60	0.60		ug/m3	1	4/18/2012 12:54:00 PM
trans-1,3-Dichloropropene	< 0.69	0.69		ug/m3	1	4/18/2012 12:54:00 PM
Trichloroethene	< 0.82	0.82		ug/m3	1	4/18/2012 12:54:00 PM
Vinyl acetate	< 0.54	0.54		ug/m3	1	4/18/2012 12:54:00 PM
Vinyl Bromide	< 0.67	0.67		ug/m3	1	4/18/2012 12:54:00 PM
Vinyl chloride	< 0.39	0.39		ug/m3	1	4/18/2012 12:54:00 PM

Qualifiers:

**	Reporting Limit	.	Results reported are not blank corrected
B	Analyte detected in the associated Method Blank	E	Value above quantitation range
H	Holding times for preparation or analysis exceeded	J	Analyte detected at or below quantitation limits
JN	Non-routine analyte. Quantitation estimated.	ND	Not Detected at the Reporting Limit
S	Spike Recovery outside accepted recovery limits		

Quantitation Report (QT Reviewed)

Data File : C:\HPCHEM\1\DATA\AJ041807.D Vial: 6
Acq On : 18 Apr 2012 12:54 pm Operator: RJP
Sample : C1204029-007A Inst : MSD #1
Misc : A402_1UG Multiplr: 1.00
MS Integration Params: RTEINT.P
Quant Time: Apr 18 13:15:33 2012 Quant Results File: A402_1UG.RES

Quant Method : C:\HPCHEM\1\METHODS\A402_1UG.M (RTE Integrator)
Title : TO-15 VOA Standards for 5 point calibration
Last Update : Tue Apr 10 11:43:04 2012
Response via : Initial Calibration
DataAcq Meth : A402_1UG

Internal Standards	R.T.	QIon	Response	Conc	Units		Dev(Min)
1) Bromochloromethane	7.34	128	16593	1.00	ppb		0.00
32) 1,4-difluorobenzene	9.62	114	51241	1.00	ppb		0.00
47) Chlorobenzene-d5	14.58	117	39235	1.00	ppb		0.00
System Monitoring Compounds							
60) Bromofluorobenzene	16.15	95	20708	0.86	ppb		0.00
Spiked Amount 1.000	Range 70 - 130		Recovery = 86.00%				
Target Compounds							Qvalue
3) Freon 12	3.01	85	48789	0.51	ppb		96
4) Chloromethane	3.13	50	14450	0.48	ppb		76
13) Freon 11	4.04	101	22409	0.24	ppb		99
14) Acetone	4.19	58	67166	5.77	ppb	#	78
17) Freon 113	4.74	101	6298	0.10	ppb		99
18) Methylene chloride	4.94	84	7155	0.29	ppb		87
20) Carbon disulfide	5.06	76	8649	0.14	ppb		81
35) Carbon tetrachloride	8.88	117	7825	0.10	ppb		99
36) Benzene	8.85	78	13681	0.24	ppb		93
48) Toluene	12.63	92	16164	0.42	ppb		99

(#) = qualifier out of range (m) = manual integration (+) = signals summed

Quantitation Report (QT Reviewed)

Data File : C:\HPCHEM\1\DATA\AJ041807.D Vial: 6
Acq On : 18 Apr 2012 12:54 pm Operator: RJP
Sample : C1204029-007A Inst : MSD #1
Misc : A402_1UG Multiplr: 1.00
MS Integration Params: RTEINT.P
Quant Time: Apr 19 15:55 2012 Quant Results File: A402_1UG.RES

Method : C:\HPCHEM\1\METHODS\A402_1UG.M (RTE Integrator)
Title : TO-15 VOA Standards for 5 point calibration
Last Update : Fri Apr 27 10:17:02 2012
Response via : Initial Calibration

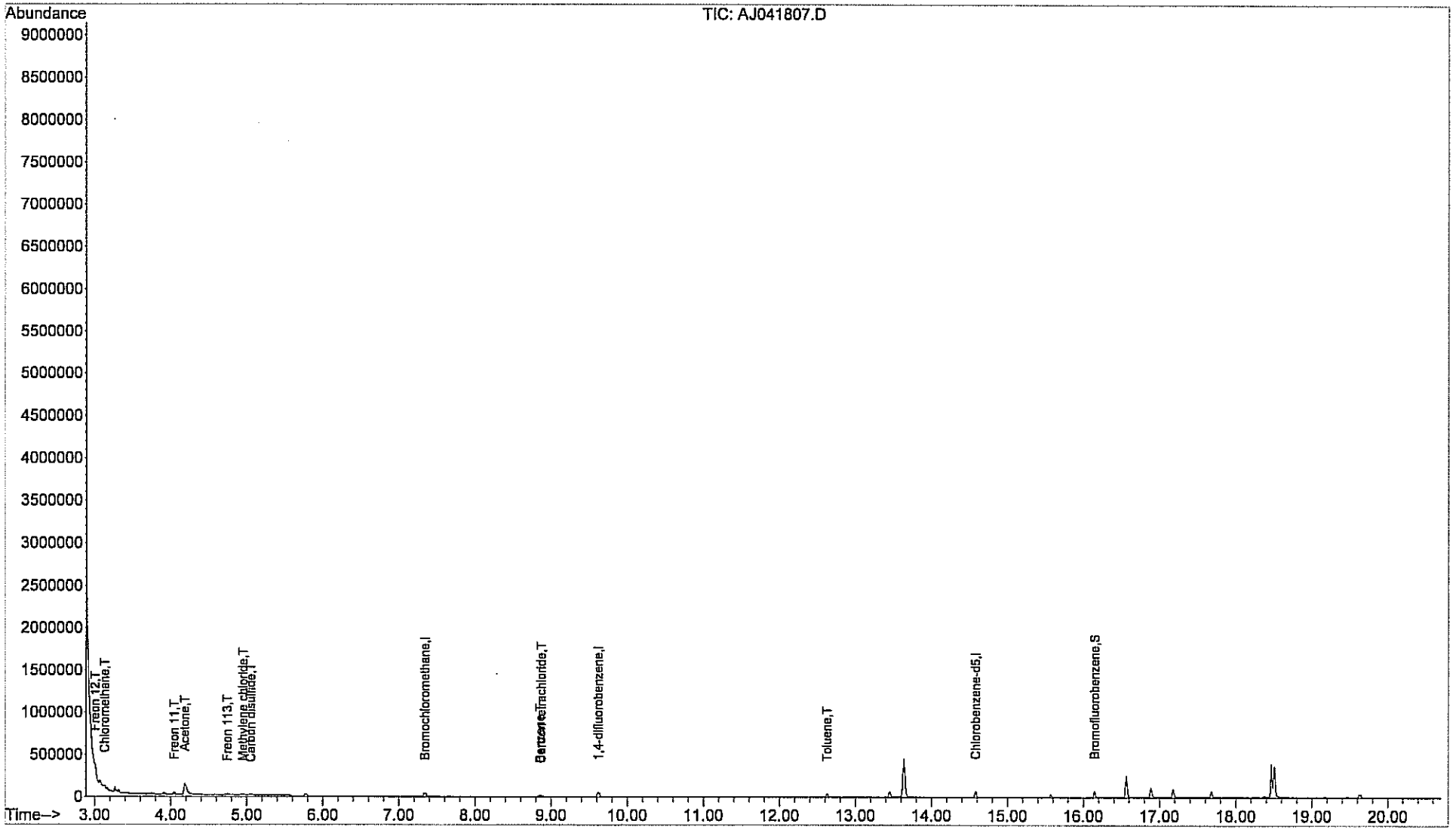

Centek Laboratories, LLC

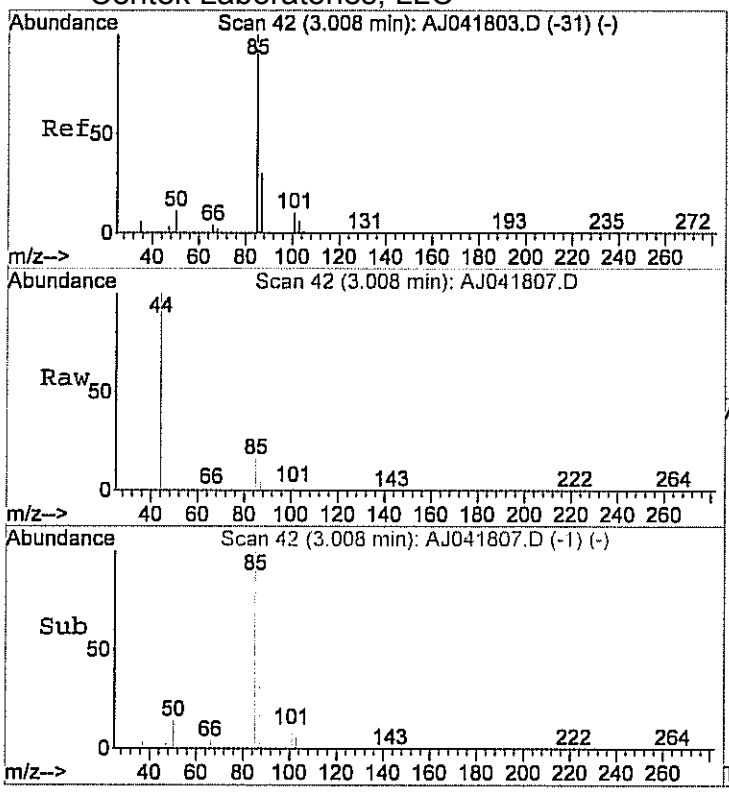

#3
Freon 12
Concen: 0.51 ppb
RT: 3.01 min Scan# 42
Delta R.T. 0.03 min
Lab File: AJ041807.D
Acq: 18 Apr 2012 12:54 pm

Tgt Ion: 85 Resp: 48789

Ion	Ratio	Lower	Upper
85	100		
87	34.2	12.2	52.2

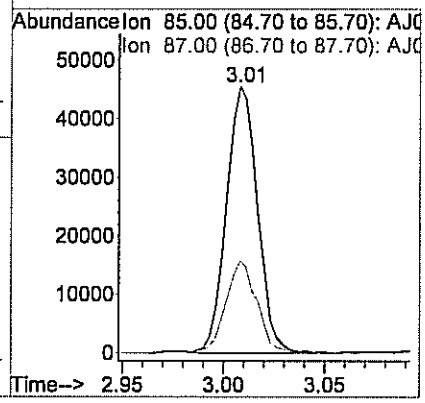

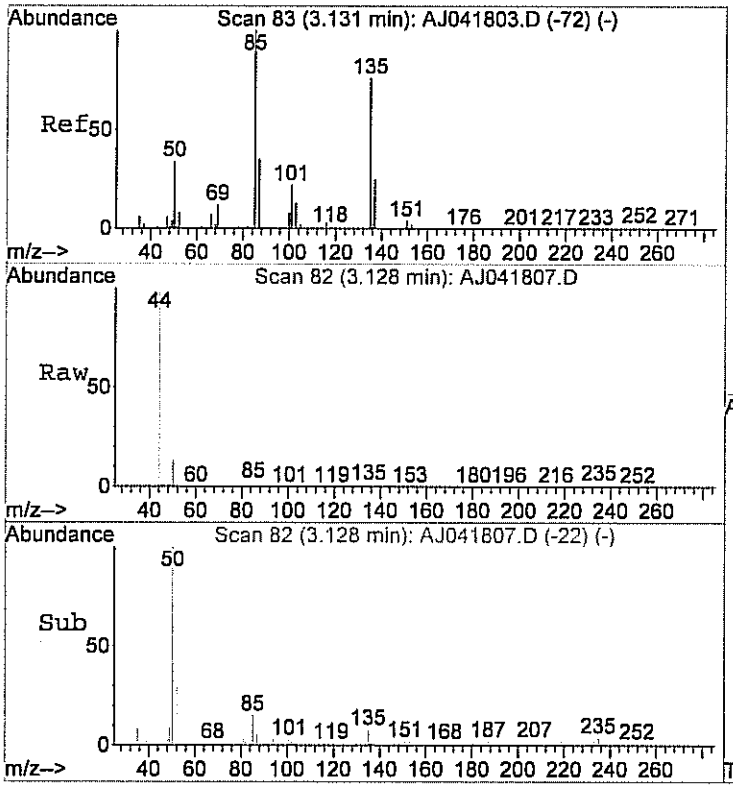

#4
Chloromethane
Concen: 0.48 ppb
RT: 3.13 min Scan# 82
Delta R.T. 0.03 min
Lab File: AJ041807.D
Acq: 18 Apr 2012 12:54 pm

Tgt Ion: 50 Resp: 14450

Ion	Ratio	Lower	Upper
50	100		
52	39.7	7.2	47.2

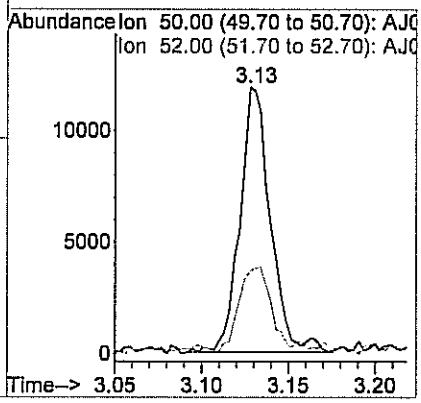

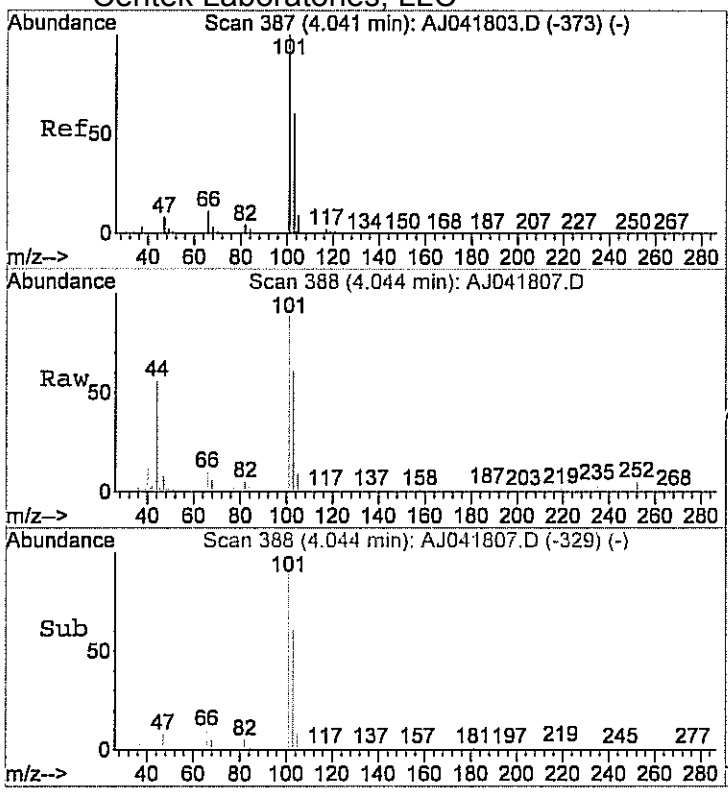

#13
Freon 11
Concen: 0.24 ppb
RT: 4.04 min Scan# 388
Delta R.T. 0.03 min
Lab File: AJ041807.D
Acq: 18 Apr 2012 12:54 pm

Tgt Ion:101 Resp: 22409

Ion	Ratio	Lower	Upper
101	100		
103	65.4	45.3	85.3
105	12.0	0.0	30.6

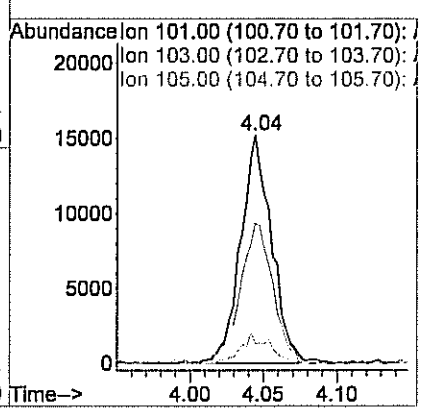

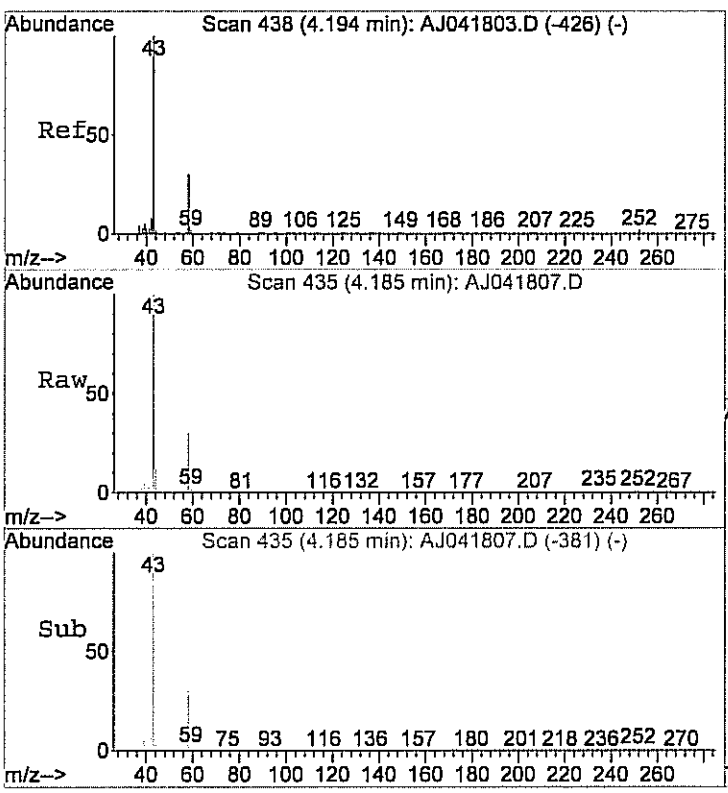

#14
Acetone
Concen: 5.77 ppb
RT: 4.19 min Scan# 435
Delta R.T. 0.01 min
Lab File: AJ041807.D
Acq: 18 Apr 2012 12:54 pm

Tgt Ion: 58 Resp: 67166

Ion	Ratio	Lower	Upper
58	100		
43	330.4	350.5	410.5#

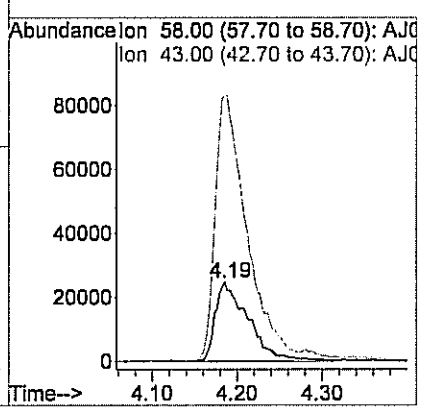

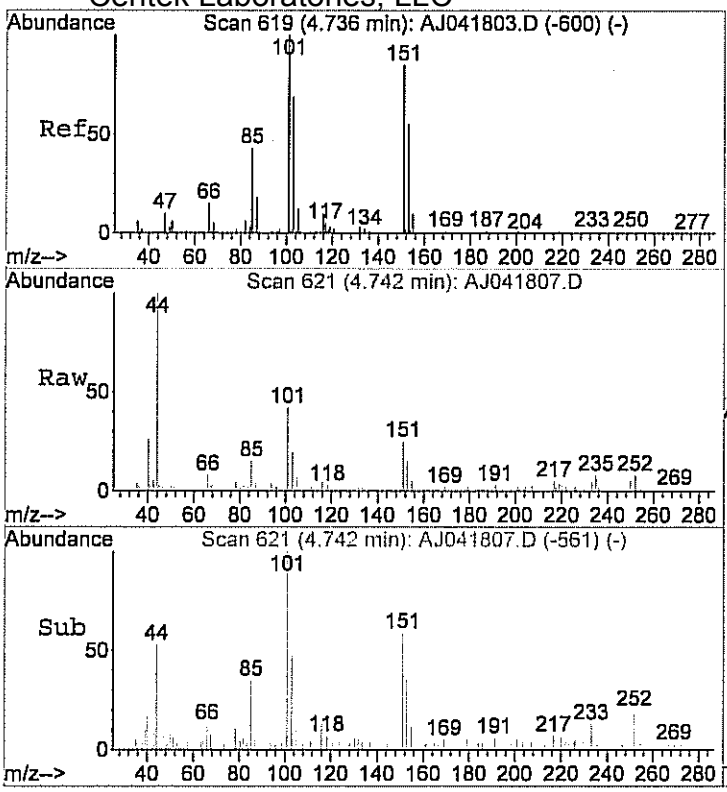

#17
Freon 113
Concen: 0.10 ppb
RT: 4.74 min Scan# 621
Delta R.T. 0.03 min
Lab File: AJ041807.D
Acq: 18 Apr 2012 12:54 pm

Tgt Ion:101 Resp: 6298

Ion	Ratio	Lower	Upper
101	100		
103	64.7	44.1	84.1
151	84.0	63.6	103.6

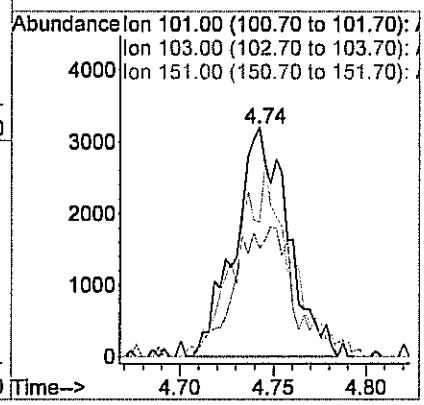

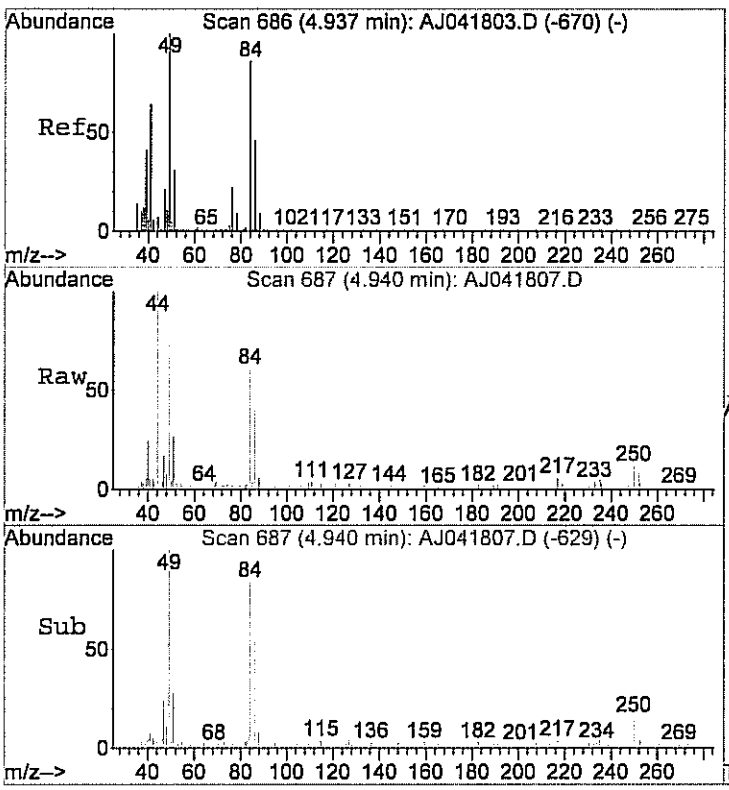

#18
Methylene chloride
Concen: 0.29 ppb
RT: 4.94 min Scan# 687
Delta R.T. 0.02 min
Lab File: AJ041807.D
Acq: 18 Apr 2012 12:54 pm

Tgt Ion: 84 Resp: 7155

Ion	Ratio	Lower	Upper
84	100		
49	108.4	105.6	145.6
86	57.3	43.2	83.2

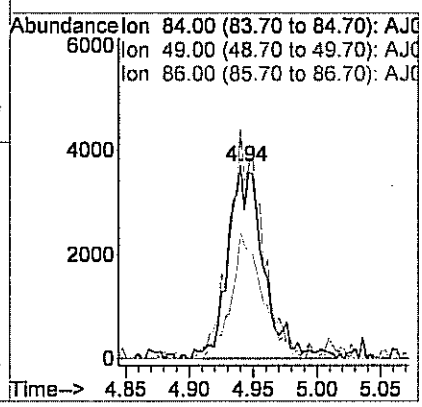

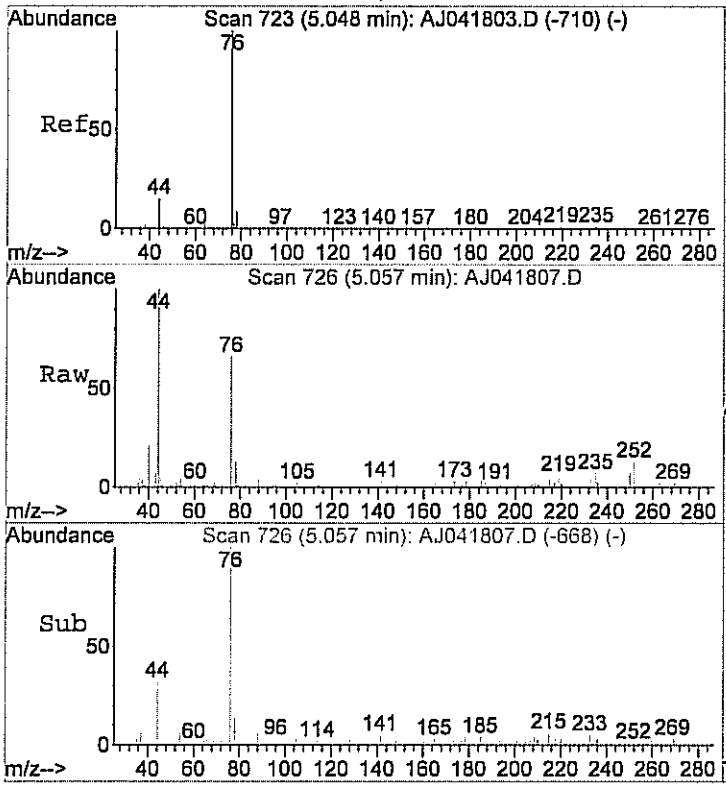

#20
Carbon disulfide
Concen: 0.14 ppb
RT: 5.06 min Scan# 726
Delta R.T. 0.02 min
Lab File: AJ041807.D
Acq: 18 Apr 2012 12:54 pm

Tgt Ion: 76 Resp: 8649

Ion	Ratio	Lower	Upper
76	100		
78	17.0	0.0	29.9

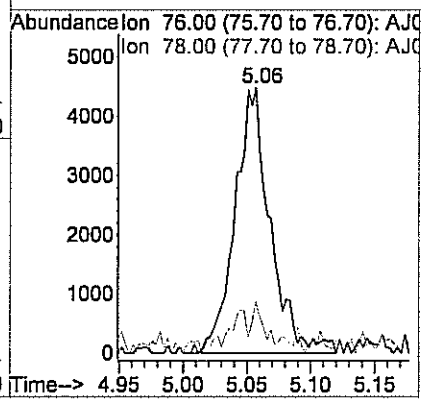

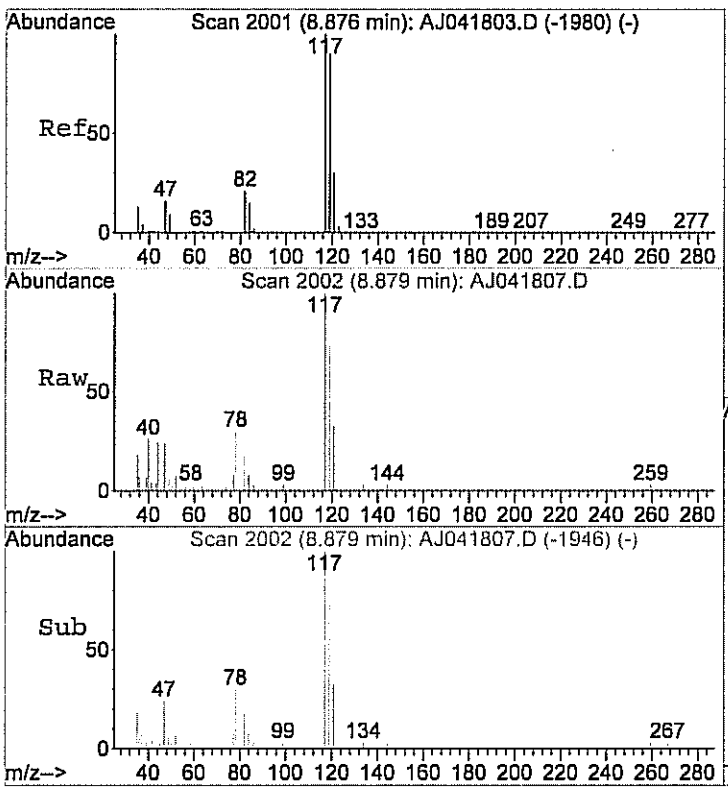

#35
Carbon tetrachloride
Concen: 0.10 ppb
RT: 8.88 min Scan# 2002
Delta R.T. 0.02 min
Lab File: AJ041807.D
Acq: 18 Apr 2012 12:54 pm

Tgt Ion:117 Resp: 7825

Ion	Ratio	Lower	Upper
117	100		
119	96.2	76.9	116.9

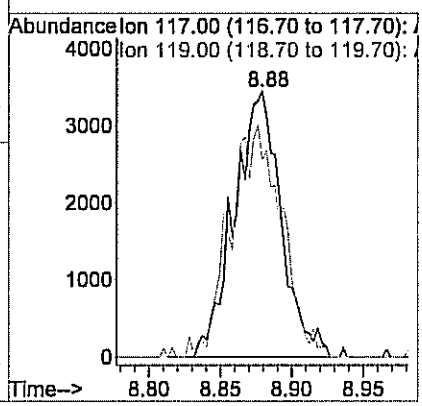

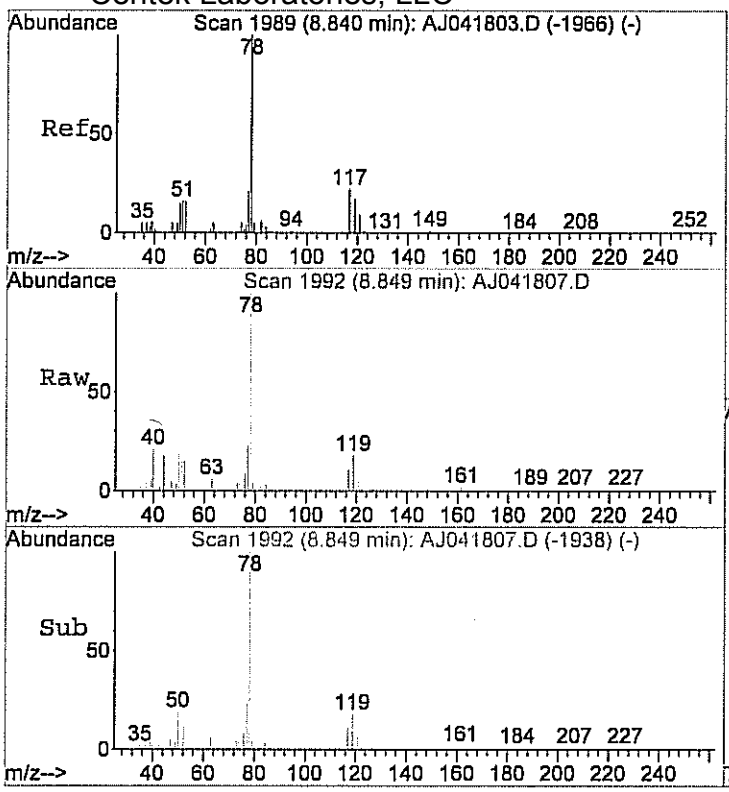

#36
Benzene
Concen: 0.24 ppb
RT: 8.85 min Scan# 1992
Delta R.T. 0.01 min
Lab File: AJ041807.D
Acq: 18 Apr 2012 12:54 pm

Tgt Ion: 78 Resp: 13681

Ion	Ratio	Lower	Upper
78	100		
77	24.3	2.1	42.1
51	17.5	1.7	41.7

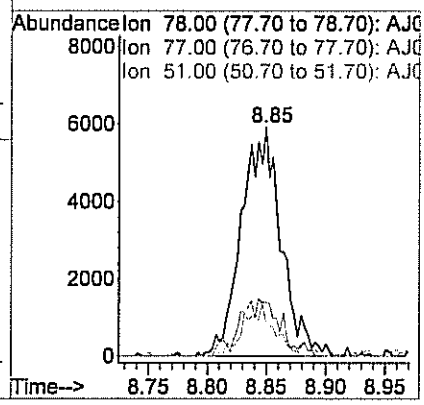

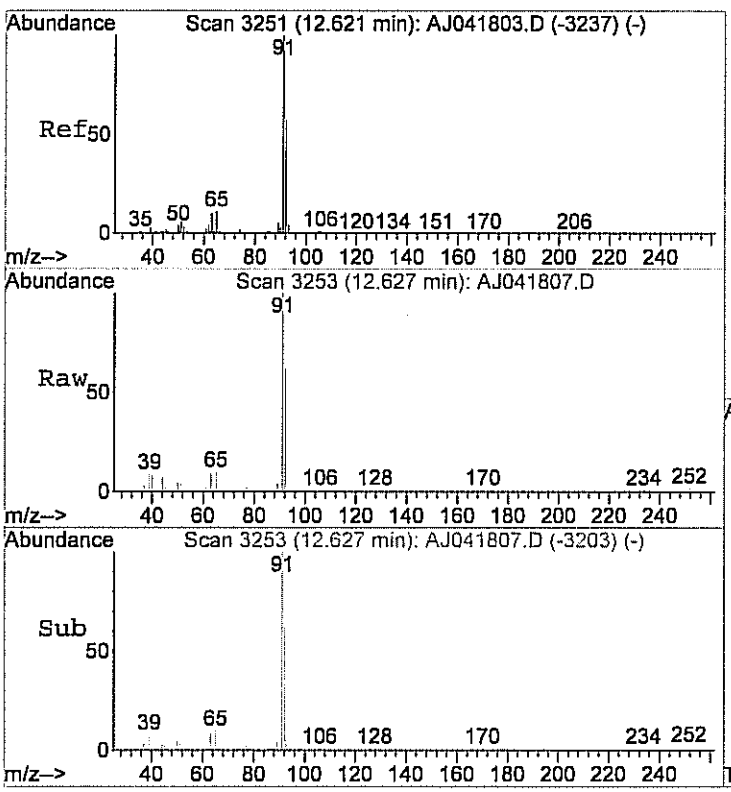

#48
Toluene
Concen: 0.42 ppb
RT: 12.63 min Scan# 3253
Delta R.T. -0.00 min
Lab File: AJ041807.D
Acq: 18 Apr 2012 12:54 pm

Tgt Ion: 92 Resp: 16164

Ion	Ratio	Lower	Upper
92	100		
91	176.0	156.8	196.8

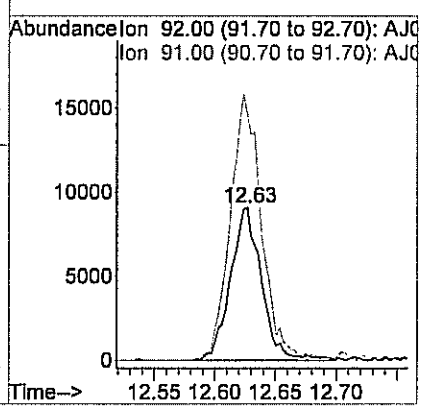

Quantitation Report (QT Reviewed)

Data File : C:\HPCHEM\1\DATA\AJ041809.D Vial: 8
Acq On : 18 Apr 2012 2:02 pm Operator: RJP
Sample : C1204029-007A 5x Inst : MSD #1
Misc : A402_1UG Multiplr: 1.00
MS Integration Params: RTEINT.P
Quant Time: Apr 18 14:23:38 2012 Quant Results File: A402_1UG.RES

Quant Method : C:\HPCHEM\1\METHODS\A402_1UG.M (RTE Integrator)
Title : TO-15 VOA Standards for 5 point calibration
Last Update : Tue Apr 10 11:43:04 2012
Response via : Initial Calibration
DataAcq Meth : A402_1UG

Internal Standards	R.T.	QIon	Response	Conc	Units	Dev(Min)
1) Bromochloromethane	7.35	128	16512	1.00	ppb	0.02
32) 1,4-difluorobenzene	9.62	114	52555	1.00	ppb	0.00
47) Chlorobenzene-d5	14.58	117	34054	1.00	ppb	0.00
System Monitoring Compounds						
60) Bromofluorobenzene	16.15	95	19150	0.91	ppb	0.00
Spiked Amount 1.000	Range 70 - 130		Recovery = 91.00%			
Target Compounds						Qvalue
14) Acetone	4.22	58	16473	1.42	ppb	# 80

(#) = qualifier out of range (m) = manual integration (+) = signals summed
AJ041809.D A402_1UG.M Fri Apr 27 10:18:21 2012 MSD1 Page 1

Quantitation Report (QT Reviewed)

Data File : C:\HPCHEM\1\DATA\AJ041809.D Vial: 8
Acq On : 18 Apr 2012 2:02 pm Operator: RJP
Sample : C1204029-007A 5x Inst : MSD #1
Misc : A402_1UG Multiplr: 1.00
MS Integration Params: RTEINT.P
Quant Time: Apr 20 12:26 2012 Quant Results File: A402_1UG.RES

Method : C:\HPCHEM\1\METHODS\A402_1UG.M (RTE Integrator)
Title : TO-15 VOA Standards for 5 point calibration
Last Update : Fri Apr 27 10:17:02 2012
Response via : Initial Calibration

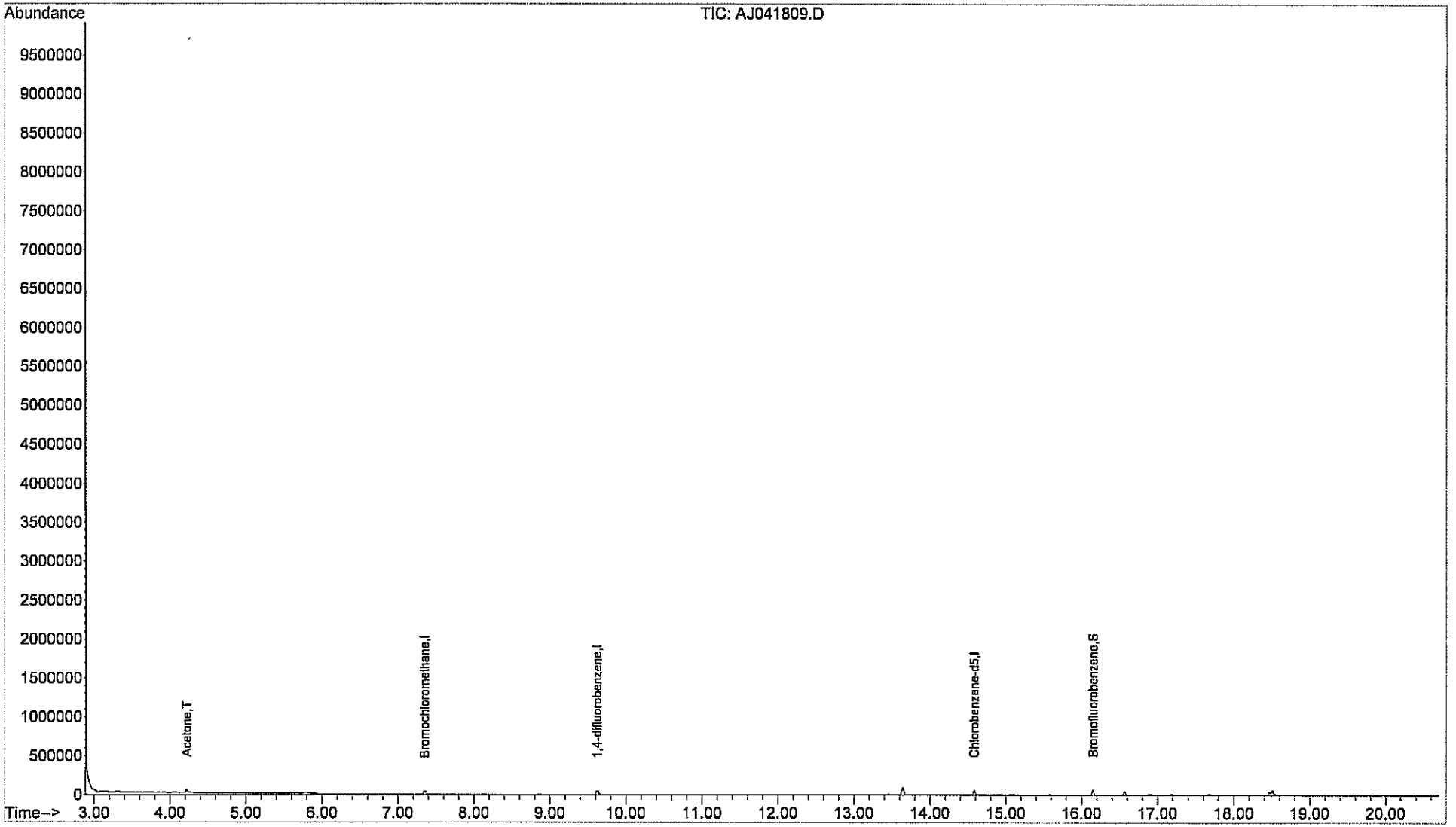

Centek Laboratories, LLC

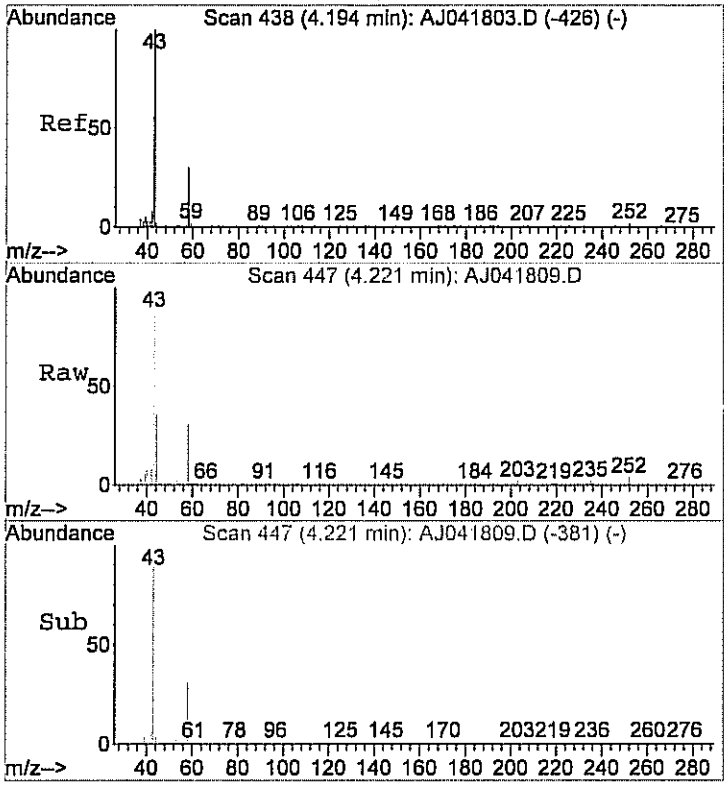

#14
Acetone
Concen: 1.42 ppb
RT: 4.22 min Scan# 447
Delta R.T. 0.05 min
Lab File: AJ041809.D
Acq: 18 Apr 2012 2:02 pm

Tgt Ion: 58 Resp: 16473

Ion	Ratio	Lower	Upper
58	100		
43	334.5	350.5	410.5#

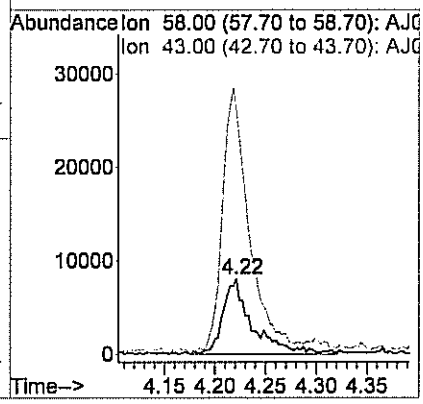

Centek Laboratories, LLC

Date: *27-Apr-12*

CLIENT:	Arcadis	**Client Sample ID:**	DUP-041212
Lab Order:	C1204029	**Tag Number:**	359,69
Project:	LMC Corp Utica	**Collection Date:**	4/13/2012
Lab ID:	C1204029-008A	**Matrix:**	AIR

Analyses	Result	**Limit	Qual	Units	DF	Date Analyzed
FIELD PARAMETERS		FLD				Analyst:
Lab Vacuum In	-1			"Hg		4/13/2012
Lab Vacuum Out	-30			"Hg		4/13/2012
1UG/M3 BY METHOD TO15		TO-15				Analyst: RJP
1,1,1-Trichloroethane	< 0.15	0.15		ppbV	1	4/18/2012 1:27:00 PM
1,1,2,2-Tetrachloroethane	< 0.15	0.15		ppbV	1	4/18/2012 1:27:00 PM
1,1,2-Trichloroethane	< 0.15	0.15		ppbV	1	4/18/2012 1:27:00 PM
1,1-Dichloroethane	< 0.15	0.15		ppbV	1	4/18/2012 1:27:00 PM
1,1-Dichloroethene	< 0.15	0.15		ppbV	1	4/18/2012 1:27:00 PM
1,2,4-Trichlorobenzene	< 0.15	0.15		ppbV	1	4/18/2012 1:27:00 PM
1,2,4-Trimethylbenzene	0.56	0.15		ppbV	1	4/18/2012 1:27:00 PM
1,2-Dibromoethane	< 0.15	0.15		ppbV	1	4/18/2012 1:27:00 PM
1,2-Dichlorobenzene	< 0.15	0.15		ppbV	1	4/18/2012 1:27:00 PM
1,2-Dichloroethane	< 0.15	0.15		ppbV	1	4/18/2012 1:27:00 PM
1,2-Dichloropropane	< 0.15	0.15		ppbV	1	4/18/2012 1:27:00 PM
1,3,5-Trimethylbenzene	0.15	0.15		ppbV	1	4/18/2012 1:27:00 PM
1,3-butadiene	< 0.15	0.15		ppbV	1	4/18/2012 1:27:00 PM
1,3-Dichlorobenzene	< 0.15	0.15		ppbV	1	4/18/2012 1:27:00 PM
1,4-Dichlorobenzene	< 0.15	0.15		ppbV	1	4/18/2012 1:27:00 PM
1,4-Dioxane	< 0.30	0.30		ppbV	1	4/18/2012 1:27:00 PM
2,2,4-trimethylpentane	< 0.15	0.15		ppbV	1	4/18/2012 1:27:00 PM
4-ethyltoluene	0.20	0.15		ppbV	1	4/18/2012 1:27:00 PM
Acetone	50	6.0		ppbV	20	4/18/2012 2:35:00 PM
Allyl chloride	< 0.15	0.15		ppbV	1	4/18/2012 1:27:00 PM
Benzene	0.45	0.15		ppbV	1	4/18/2012 1:27:00 PM
Benzyl chloride	< 0.15	0.15		ppbV	1	4/18/2012 1:27:00 PM
Bromodichloromethane	< 0.15	0.15		ppbV	1	4/18/2012 1:27:00 PM
Bromoform	< 0.15	0.15		ppbV	1	4/18/2012 1:27:00 PM
Bromomethane	< 0.15	0.15		ppbV	1	4/18/2012 1:27:00 PM
Carbon disulfide	6.8	3.0		ppbV	20	4/18/2012 2:35:00 PM
Carbon tetrachloride	< 0.15	0.15		ppbV	1	4/18/2012 1:27:00 PM
Chlorobenzene	< 0.15	0.15		ppbV	1	4/18/2012 1:27:00 PM
Chloroethane	< 0.15	0.15		ppbV	1	4/18/2012 1:27:00 PM
Chloroform	< 0.15	0.15		ppbV	1	4/18/2012 1:27:00 PM
Chloromethane	< 0.15	0.15		ppbV	1	4/18/2012 1:27:00 PM
cis-1,2-Dichloroethene	< 0.15	0.15		ppbV	1	4/18/2012 1:27:00 PM
cis-1,3-Dichloropropene	< 0.15	0.15		ppbV	1	4/18/2012 1:27:00 PM
Cyclohexane	< 0.15	0.15		ppbV	1	4/18/2012 1:27:00 PM
Dibromochloromethane	< 0.15	0.15		ppbV	1	4/18/2012 1:27:00 PM
Ethyl acetate	< 0.25	0.25		ppbV	1	4/18/2012 1:27:00 PM

Qualifiers:

**	Reporting Limit	.	Results reported are not blank corrected
B	Analyte detected in the associated Method Blank	E	Value above quantitation range
H	Holding times for preparation or analysis exceeded	J	Analyte detected at or below quantitation limits
JN	Non-routine analyte. Quantitation estimated.	ND	Not Detected at the Reporting Limit
S	Spike Recovery outside accepted recovery limits		

Centek Laboratories, LLC

Date: *27-Apr-12*

CLIENT:	Arcadis	**Client Sample ID:**	DUP-041212
Lab Order:	C1204029	**Tag Number:**	359,69
Project:	LMC Corp Utica	**Collection Date:**	4/13/2012
Lab ID:	C1204029-008A	**Matrix:**	AIR

Analyses	Result	**Limit	Qual	Units	DF	Date Analyzed
1UG/M3 BY METHOD TO15		TO-15				Analyst: RJP
Ethylbenzene	2.4	3.0	J	ppbV	20	4/18/2012 2:35:00 PM
Freon 11	0.21	0.15		ppbV	1	4/18/2012 1:27:00 PM
Freon 113	0.24	0.15		ppbV	1	4/18/2012 1:27:00 PM
Freon 114	< 0.15	0.15		ppbV	1	4/18/2012 1:27:00 PM
Freon 12	0.72	0.15		ppbV	1	4/18/2012 1:27:00 PM
Heptane	0.42	0.15		ppbV	1	4/18/2012 1:27:00 PM
Hexachloro-1,3-butadiene	< 0.15	0.15		ppbV	1	4/18/2012 1:27:00 PM
Hexane	< 0.15	0.15		ppbV	1	4/18/2012 1:27:00 PM
Isopropyl alcohol	< 0.15	0.15		ppbV	1	4/18/2012 1:27:00 PM
m&p-Xylene	6.4	6.0		ppbV	20	4/18/2012 2:35:00 PM
Methyl Butyl Ketone	< 0.30	0.30		ppbV	1	4/18/2012 1:27:00 PM
Methyl Ethyl Ketone	2.0	0.30		ppbV	1	4/18/2012 1:27:00 PM
Methyl Isobutyl Ketone	< 0.30	0.30		ppbV	1	4/18/2012 1:27:00 PM
Methyl tert-butyl ether	< 0.15	0.15		ppbV	1	4/18/2012 1:27:00 PM
Methylene chloride	< 0.15	0.15		ppbV	1	4/18/2012 1:27:00 PM
o-Xylene	2.2	3.0	J	ppbV	20	4/18/2012 2:35:00 PM
Propylene	< 0.15	0.15		ppbV	1	4/18/2012 1:27:00 PM
Styrene	< 0.15	0.15		ppbV	1	4/18/2012 1:27:00 PM
Tetrachloroethylene	1.5	0.15		ppbV	1	4/18/2012 1:27:00 PM
Tetrahydrofuran	< 0.15	0.15		ppbV	1	4/18/2012 1:27:00 PM
Toluene	6.0	3.0		ppbV	20	4/18/2012 2:35:00 PM
trans-1,2-Dichloroethene	< 0.15	0.15		ppbV	1	4/18/2012 1:27:00 PM
trans-1,3-Dichloropropene	< 0.15	0.15		ppbV	1	4/18/2012 1:27:00 PM
Trichloroethene	0.16	0.15		ppbV	1	4/18/2012 1:27:00 PM
Vinyl acetate	< 0.15	0.15		ppbV	1	4/18/2012 1:27:00 PM
Vinyl Bromide	< 0.15	0.15		ppbV	1	4/18/2012 1:27:00 PM
Vinyl chloride	< 0.15	0.15		ppbV	1	4/18/2012 1:27:00 PM
Surr: Bromofluorobenzene	115	70-130		%REC	1	4/18/2012 1:27:00 PM

Qualifiers:

**	Reporting Limit	.	Results reported are not blank corrected
B	Analyte detected in the associated Method Blank	E	Value above quantitation range
H	Holding times for preparation or analysis exceeded	J	Analyte detected at or below quantitation limits
JN	Non-routine analyte. Quantitation estimated.	ND	Not Detected at the Reporting Limit
S	Spike Recovery outside accepted recovery limits		

Centek Laboratories, LLC

Date: *27-Apr-12*

CLIENT:	Arcadis	**Client Sample ID:**	DUP-041212
Lab Order:	C1204029	**Tag Number:**	359,69
Project:	LMC Corp Utica	**Collection Date:**	4/13/2012
Lab ID:	C1204029-008A	**Matrix:**	AIR

Analyses	Result	**Limit	Qual	Units	DF	Date Analyzed
1UG/M3 BY METHOD TO15		**TO-15**				Analyst: **RJP**
1,1,1-Trichloroethane	< 0.83	0.83		ug/m3	1	4/18/2012 1:27:00 PM
1,1,2,2-Tetrachloroethane	< 1.0	1.0		ug/m3	1	4/18/2012 1:27:00 PM
1,1,2-Trichloroethane	< 0.83	0.83		ug/m3	1	4/18/2012 1:27:00 PM
1,1-Dichloroethane	< 0.62	0.62		ug/m3	1	4/18/2012 1:27:00 PM
1,1-Dichloroethene	< 0.60	0.60		ug/m3	1	4/18/2012 1:27:00 PM
1,2,4-Trichlorobenzene	< 1.1	1.1		ug/m3	1	4/18/2012 1:27:00 PM
1,2,4-Trimethylbenzene	2.8	0.75		ug/m3	1	4/18/2012 1:27:00 PM
1,2-Dibromoethane	< 1.2	1.2		ug/m3	1	4/18/2012 1:27:00 PM
1,2-Dichlorobenzene	< 0.92	0.92		ug/m3	1	4/18/2012 1:27:00 PM
1,2-Dichloroethane	< 0.62	0.62		ug/m3	1	4/18/2012 1:27:00 PM
1,2-Dichloropropane	< 0.70	0.70		ug/m3	1	4/18/2012 1:27:00 PM
1,3,5-Trimethylbenzene	0.75	0.75		ug/m3	1	4/18/2012 1:27:00 PM
1,3-butadiene	< 0.34	0.34		ug/m3	1	4/18/2012 1:27:00 PM
1,3-Dichlorobenzene	< 0.92	0.92		ug/m3	1	4/18/2012 1:27:00 PM
1,4-Dichlorobenzene	< 0.92	0.92		ug/m3	1	4/18/2012 1:27:00 PM
1,4-Dioxane	< 1.1	1.1		ug/m3	1	4/18/2012 1:27:00 PM
2,2,4-trimethylpentane	< 0.71	0.71		ug/m3	1	4/18/2012 1:27:00 PM
4-ethyltoluene	1.0	0.75		ug/m3	1	4/18/2012 1:27:00 PM
Acetone	120	14		ug/m3	20	4/18/2012 2:35:00 PM
Allyl chloride	< 0.48	0.48		ug/m3	1	4/18/2012 1:27:00 PM
Benzene	1.5	0.49		ug/m3	1	4/18/2012 1:27:00 PM
Benzyl chloride	< 0.88	0.88		ug/m3	1	4/18/2012 1:27:00 PM
Bromodichloromethane	< 1.0	1.0		ug/m3	1	4/18/2012 1:27:00 PM
Bromoform	< 1.6	1.6		ug/m3	1	4/18/2012 1:27:00 PM
Bromomethane	< 0.59	0.59		ug/m3	1	4/18/2012 1:27:00 PM
Carbon disulfide	22	9.5		ug/m3	20	4/18/2012 2:35:00 PM
Carbon tetrachloride	< 0.96	0.96		ug/m3	1	4/18/2012 1:27:00 PM
Chlorobenzene	< 0.70	0.70		ug/m3	1	4/18/2012 1:27:00 PM
Chloroethane	< 0.40	0.40		ug/m3	1	4/18/2012 1:27:00 PM
Chloroform	< 0.74	0.74		ug/m3	1	4/18/2012 1:27:00 PM
Chloromethane	< 0.31	0.31		ug/m3	1	4/18/2012 1:27:00 PM
cis-1,2-Dichloroethene	< 0.60	0.60		ug/m3	1	4/18/2012 1:27:00 PM
cis-1,3-Dichloropropene	< 0.69	0.69		ug/m3	1	4/18/2012 1:27:00 PM
Cyclohexane	< 0.52	0.52		ug/m3	1	4/18/2012 1:27:00 PM
Dibromochloromethane	< 1.3	1.3		ug/m3	1	4/18/2012 1:27:00 PM
Ethyl acetate	< 0.92	0.92		ug/m3	1	4/18/2012 1:27:00 PM
Ethylbenzene	11	13	J	ug/m3	20	4/18/2012 2:35:00 PM
Freon 11	1.2	0.86		ug/m3	1	4/18/2012 1:27:00 PM
Freon 113	1.9	1.2		ug/m3	1	4/18/2012 1:27:00 PM
Freon 114	< 1.1	1.1		ug/m3	1	4/18/2012 1:27:00 PM

Qualifiers:

**	Reporting Limit	.	Results reported are not blank corrected
B	Analyte detected in the associated Method Blank	E	Value above quantitation range
H	Holding times for preparation or analysis exceeded	J	Analyte detected at or below quantitation limits
JN	Non-routine analyte. Quantitation estimated.	ND	Not Detected at the Reporting Limit
S	Spike Recovery outside accepted recovery limits		

Centek Laboratories, LLC

Date: *27-Apr-12*

CLIENT:	Arcadis	**Client Sample ID:**	DUP-041212
Lab Order:	C1204029	**Tag Number:**	359,69
Project:	LMC Corp Utica	**Collection Date:**	4/13/2012
Lab ID:	C1204029-008A	**Matrix:**	AIR

Analyses	Result	**Limit	Qual	Units	DF	Date Analyzed
1UG/M3 BY METHOD TO15		**TO-15**				Analyst: **RJP**
Freon 12	3.6	0.75		ug/m3	1	4/18/2012 1:27:00 PM
Heptane	1.7	0.62		ug/m3	1	4/18/2012 1:27:00 PM
Hexachloro-1,3-butadiene	< 1.6	1.6		ug/m3	1	4/18/2012 1:27:00 PM
Hexane	< 0.54	0.54		ug/m3	1	4/18/2012 1:27:00 PM
Isopropyl alcohol	< 0.37	0.37		ug/m3	1	4/18/2012 1:27:00 PM
m&p-Xylene	28	26		ug/m3	20	4/18/2012 2:35:00 PM
Methyl Butyl Ketone	< 1.2	1.2		ug/m3	1	4/18/2012 1:27:00 PM
Methyl Ethyl Ketone	6.1	0.90		ug/m3	1	4/18/2012 1:27:00 PM
Methyl Isobutyl Ketone	< 1.2	1.2		ug/m3	1	4/18/2012 1:27:00 PM
Methyl tert-butyl ether	< 0.55	0.55		ug/m3	1	4/18/2012 1:27:00 PM
Methylene chloride	< 0.53	0.53		ug/m3	1	4/18/2012 1:27:00 PM
o-Xylene	9.7	13	J	ug/m3	20	4/18/2012 2:35:00 PM
Propylene	< 0.26	0.26		ug/m3	1	4/18/2012 1:27:00 PM
Styrene	< 0.65	0.65		ug/m3	1	4/18/2012 1:27:00 PM
Tetrachloroethylene	10	1.0		ug/m3	1	4/18/2012 1:27:00 PM
Tetrahydrofuran	< 0.45	0.45		ug/m3	1	4/18/2012 1:27:00 PM
Toluene	23	11		ug/m3	20	4/18/2012 2:35:00 PM
trans-1,2-Dichloroethene	< 0.60	0.60		ug/m3	1	4/18/2012 1:27:00 PM
trans-1,3-Dichloropropene	< 0.69	0.69		ug/m3	1	4/18/2012 1:27:00 PM
Trichloroethene	0.87	0.82		ug/m3	1	4/18/2012 1:27:00 PM
Vinyl acetate	< 0.54	0.54		ug/m3	1	4/18/2012 1:27:00 PM
Vinyl Bromide	< 0.67	0.67		ug/m3	1	4/18/2012 1:27:00 PM
Vinyl chloride	< 0.39	0.39		ug/m3	1	4/18/2012 1:27:00 PM

Qualifiers:

**	Reporting Limit	.	Results reported are not blank corrected
B	Analyte detected in the associated Method Blank	E	Value above quantitation range
H	Holding times for preparation or analysis exceeded	J	Analyte detected at or below quantitation limits
JN	Non-routine analyte. Quantitation estimated.	ND	Not Detected at the Reporting Limit
S	Spike Recovery outside accepted recovery limits		

Quantitation Report (QT Reviewed)

Data File : C:\HPCHEM\1\DATA\AJ041808.D Vial: 7
Acq On : 18 Apr 2012 1:27 pm Operator: RJP
Sample : C1204029-008A Inst : MSD #1
Misc : A402_1UG Multiplr: 1.00
MS Integration Params: RTEINT.P
Quant Time: Apr 18 13:47:56 2012 Quant Results File: A402_1UG.RES

Quant Method : C:\HPCHEM\1\METHODS\A402_1UG.M (RTE Integrator)
Title : TO-15 VOA Standards for 5 point calibration
Last Update : Tue Apr 10 11:43:04 2012
Response via : Initial Calibration
DataAcq Meth : A402_1UG

Internal Standards	R.T.	QIon	Response	Conc	Units		Dev(Min)
1) Bromochloromethane	7.35	128	17657	1.00	ppb		0.02
32) 1,4-difluorobenzene	9.63	114	57059	1.00	ppb		0.01
47) Chlorobenzene-d5	14.58	117	45318	1.00	ppb		0.00
System Monitoring Compounds							
60) Bromofluorobenzene	16.14	95	32011	1.15	ppb		0.00
Spiked Amount 1.000	Range 70 - 130		Recovery = 115.00%				
Target Compounds							Qvalue
3) Freon 12	3.03	85	73314	0.72	ppb		99
13) Freon 11	4.06	101	20829	0.21	ppb		99
14) Acetone	4.19	58	553733	44.70	ppb	#	85
17) Freon 113	4.77	101	15833	0.24	ppb		96
20) Carbon disulfide	5.07	76	295956	4.34	ppb		99
25) Methyl Ethyl Ketone	6.60	72	20674	2.02	ppb	#	67
36) Benzene	8.85	78	28505	0.45	ppb		96
40) Heptane	10.23	43	9948	0.42	ppb	#	51
41) Trichloroethene	10.31	130	6445	0.16	ppb		94
48) Toluene	12.63	92	282715	6.43	ppb		98
53) Tetrachloroethylene	13.67	164	75029	1.50	ppb		100
55) Ethylbenzene	14.89	91	298338	3.11	ppb		100
56) m&p-xylene	15.06	91	714871	8.71	ppb		100
59) o-xylene	15.52	91	281712	2.59	ppb		89
63) 4-ethyltoluene	16.72	105	19403m	0.20	ppb		
64) 1,3,5-trimethylbenzene	16.78	105	15220m	0.15	ppb		
65) 1,2,4-trimethylbenzene	17.19	105	46605	0.56	ppb		98

(#) = qualifier out of range (m) = manual integration (+) = signals summed

Quantitation Report (QT Reviewed)

Data File : C:\HPCHEM\1\DATA\AJ041808.D Vial: 7
Acq On : 18 Apr 2012 1:27 pm Operator: RJP
Sample : C1204029-008A Inst : MSD #1
Misc : A402_1UG Multiplr: 1.00
MS Integration Params: RTEINT.P
Quant Time: Apr 19 15:56 2012 Quant Results File: A402_1UG.RES

Method : C:\HPCHEM\1\METHODS\A402_1UG.M (RTE Integrator)
Title : TO-15 VOA Standards for 5 point calibration
Last Update : Fri Apr 27 10:17:02 2012
Response via : Initial Calibration

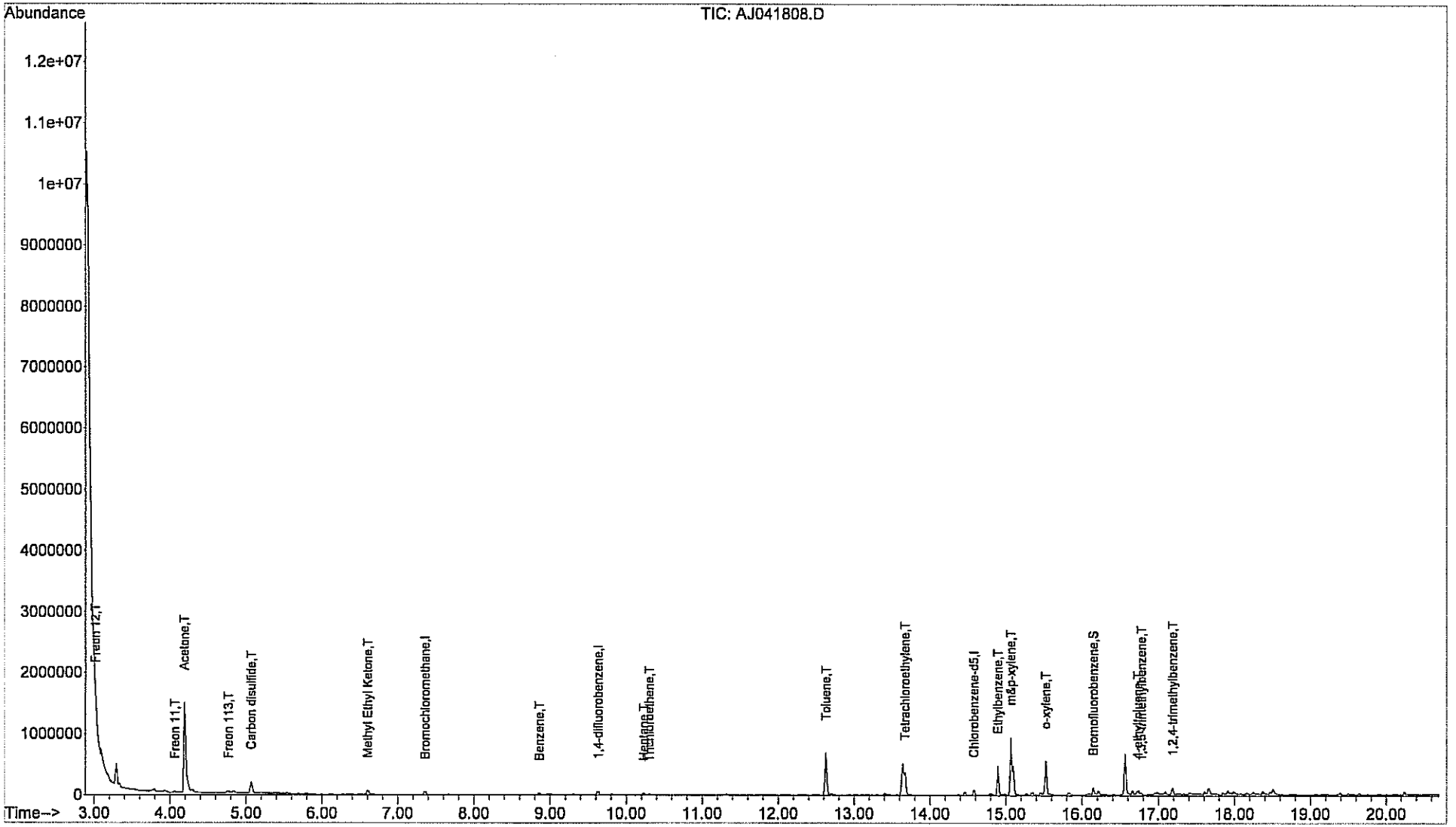

Centek Laboratories, LLC

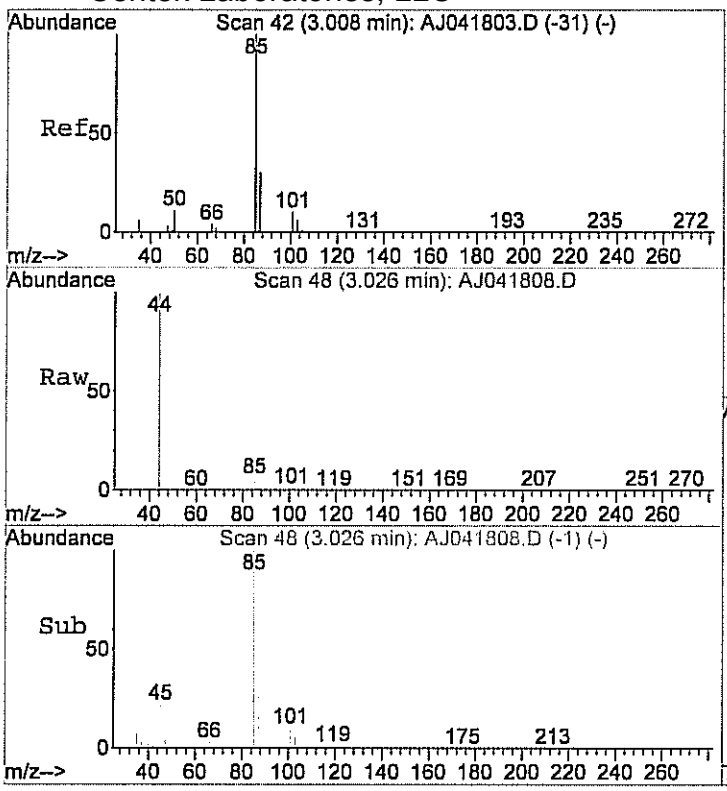

#3
Freon 12
Concen: 0.72 ppb
RT: 3.03 min Scan# 48
Delta R.T. 0.05 min
Lab File: AJ041808.D
Acq: 18 Apr 2012 1:27 pm

Tgt Ion: 85 Resp: 73314

Ion	Ratio	Lower	Upper
85	100		
87	32.9	12.2	52.2

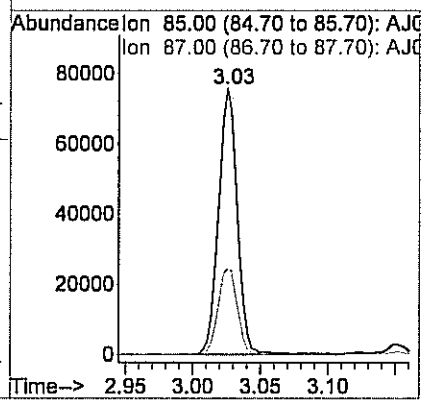

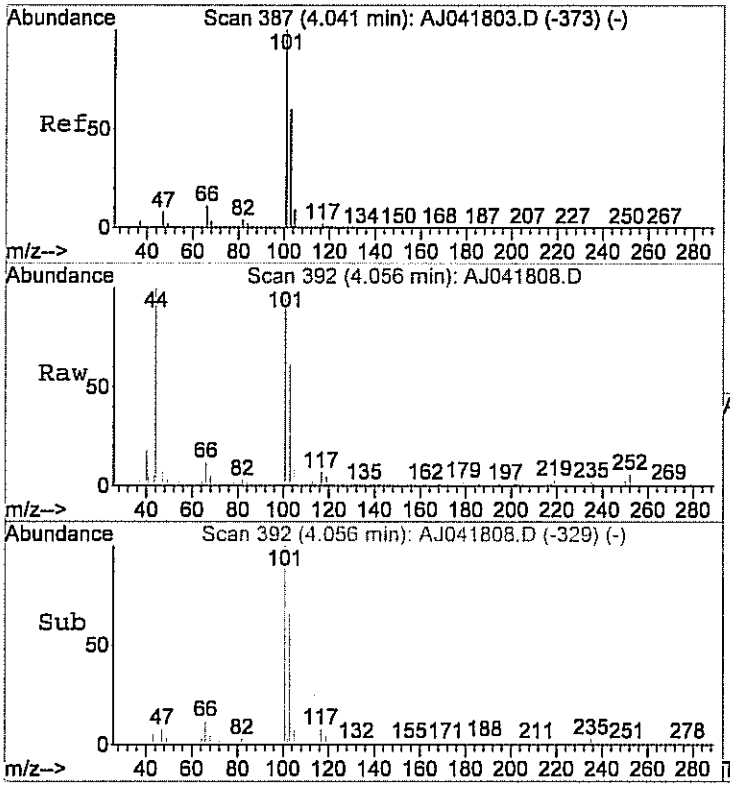

#13
Freon 11
Concen: 0.21 ppb
RT: 4.06 min Scan# 392
Delta R.T. 0.04 min
Lab File: AJ041808.D
Acq: 18 Apr 2012 1:27 pm

Tgt Ion:101 Resp: 20829

Ion	Ratio	Lower	Upper
101	100		
103	64.7	45.3	85.3
105	12.4	0.0	30.6

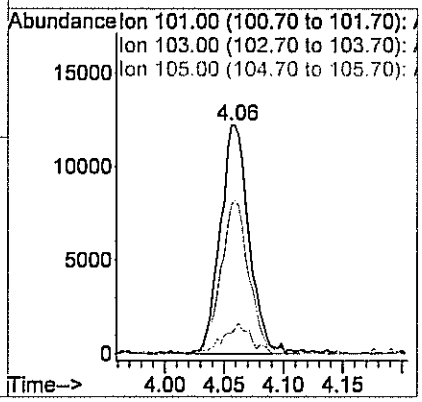

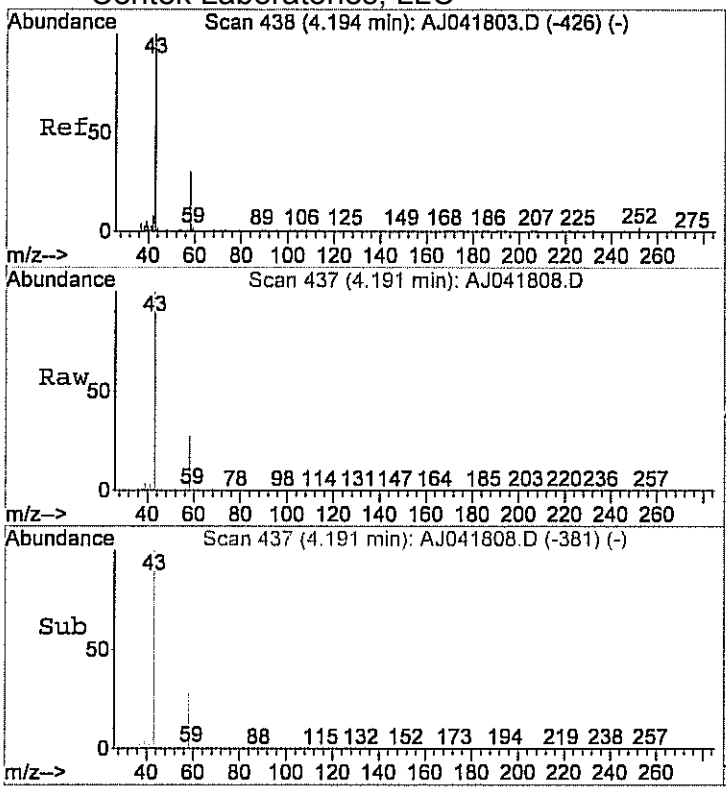

#14
Acetone
Concen: 44.70 ppb
RT: 4.19 min Scan# 437
Delta R.T. 0.02 min
Lab File: AJ041808.D
Acq: 18 Apr 2012 1:27 pm

Tgt Ion: 58 Resp: 553733

Ion	Ratio	Lower	Upper
58	100		
43	346.0	350.5	410.5#

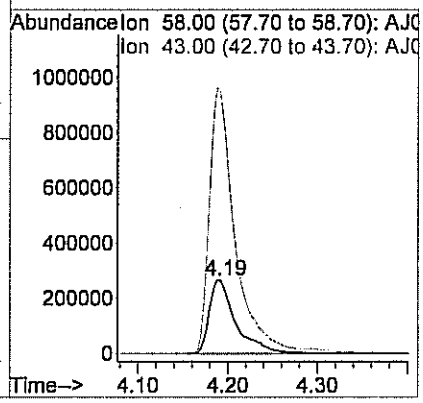

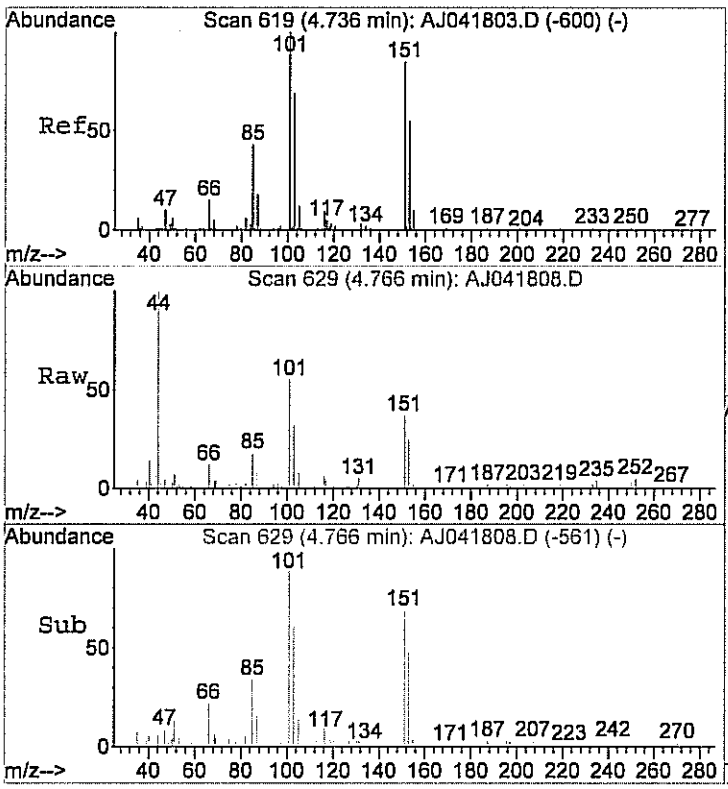

#17
Freon 113
Concen: 0.24 ppb
RT: 4.77 min Scan# 629
Delta R.T. 0.05 min
Lab File: AJ041808.D
Acq: 18 Apr 2012 1:27 pm

Tgt Ion:101 Resp: 15833

Ion	Ratio	Lower	Upper
101	100		
103	64.4	44.1	84.1
151	77.1	63.6	103.6

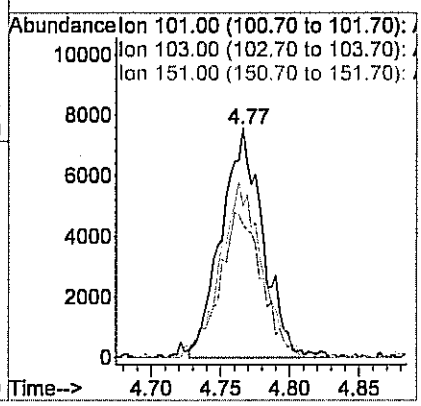

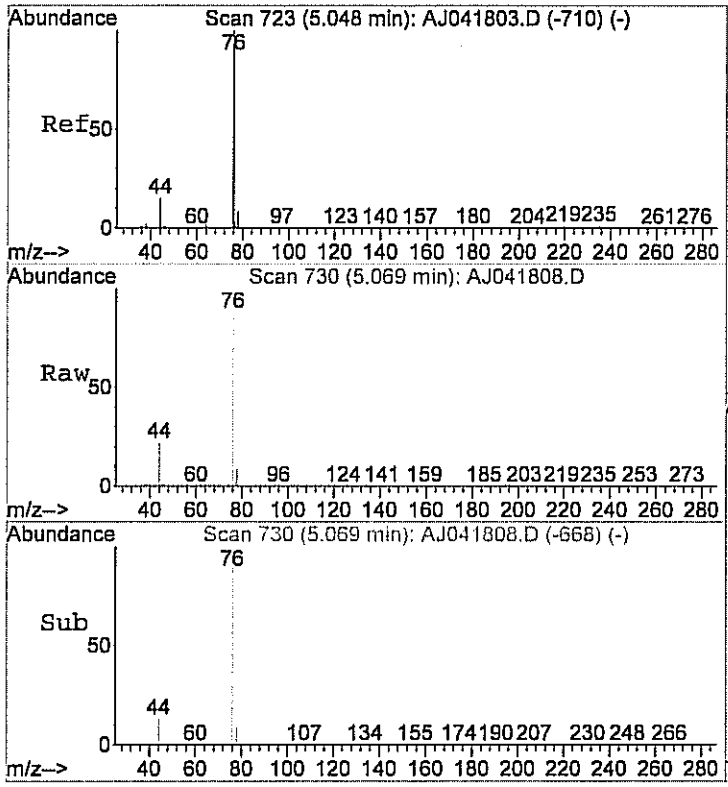

#20
Carbon disulfide
Concen: 4.34 ppb
RT: 5.07 min Scan# 730
Delta R.T. 0.04 min
Lab File: AJ041808.D
Acq: 18 Apr 2012 1:27 pm

Tgt Ion: 76 Resp: 295956

Ion	Ratio	Lower	Upper
76	100		
78	9.7	0.0	29.9

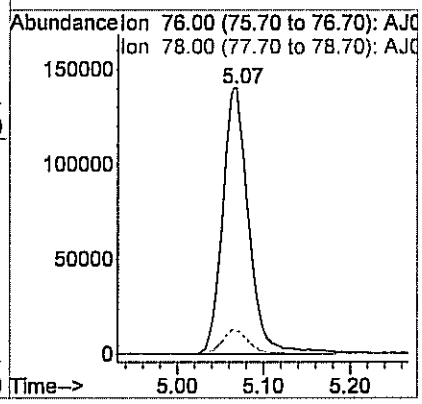

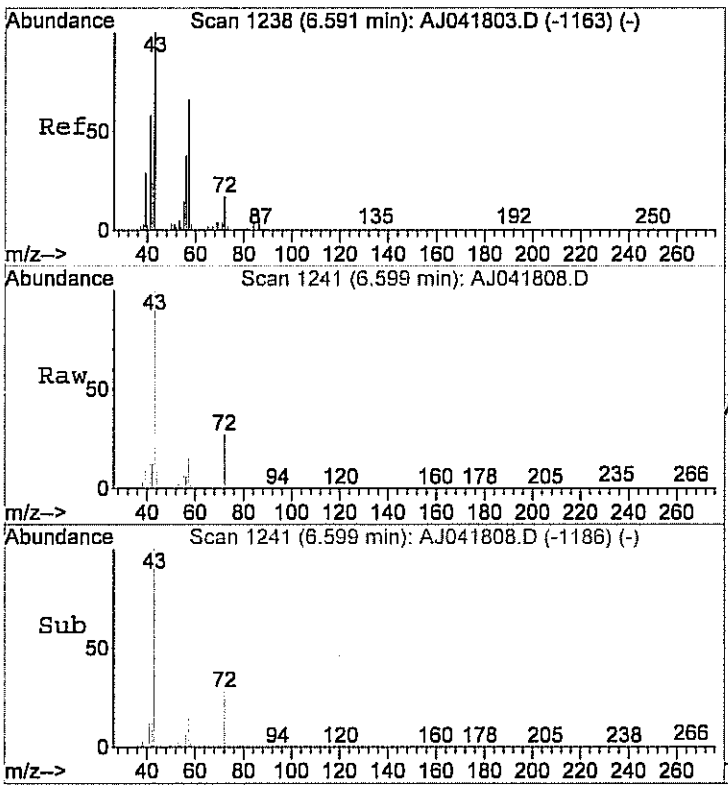

#25
Methyl Ethyl Ketone
Concen: 2.02 ppb
RT: 6.60 min Scan# 1241
Delta R.T. 0.01 min
Lab File: AJ041808.D
Acq: 18 Apr 2012 1:27 pm

Tgt Ion: 72 Resp: 20674

Ion	Ratio	Lower	Upper
72	100		
43	460.4	557.0	597.0#
72	100.0	80.0	120.0

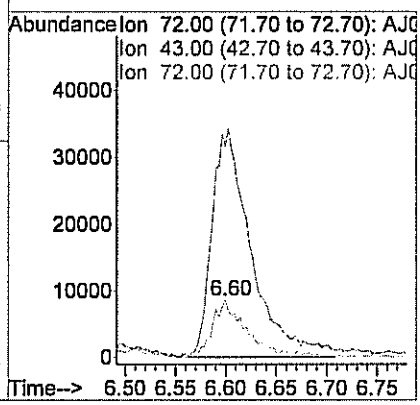

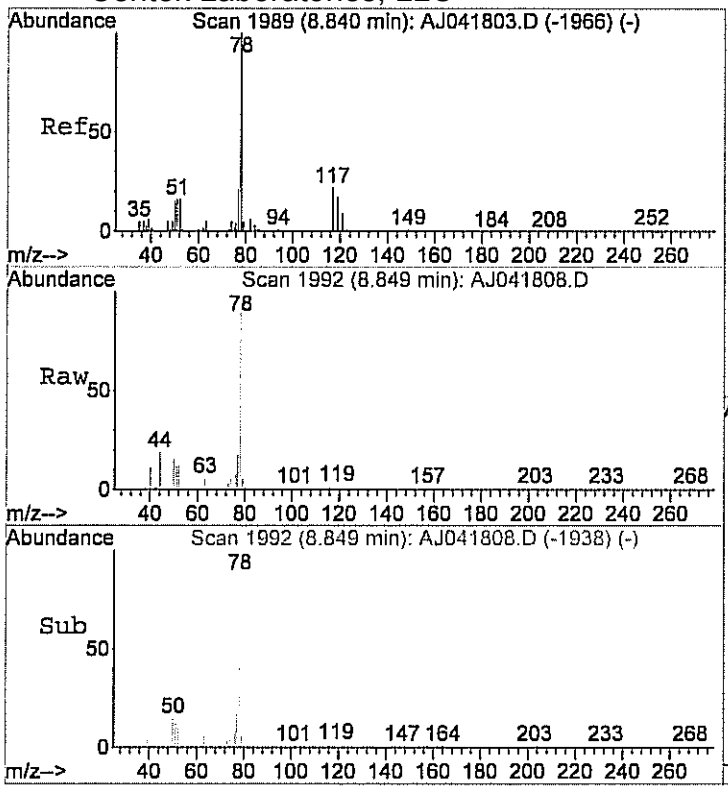

#36
Benzene
Concen: 0.45 ppb
RT: 8.85 min Scan# 1992
Delta R.T. 0.01 min
Lab File: AJ041808.D
Acq: 18 Apr 2012 1:27 pm

Tgt Ion: 78 Resp: 28505

Ion	Ratio	Lower	Upper
78	100		
77	23.5	2.1	42.1
51	19.0	1.7	41.7

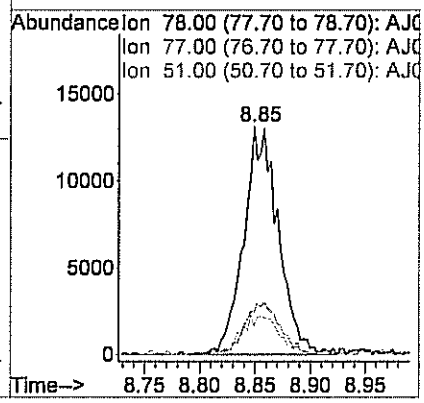

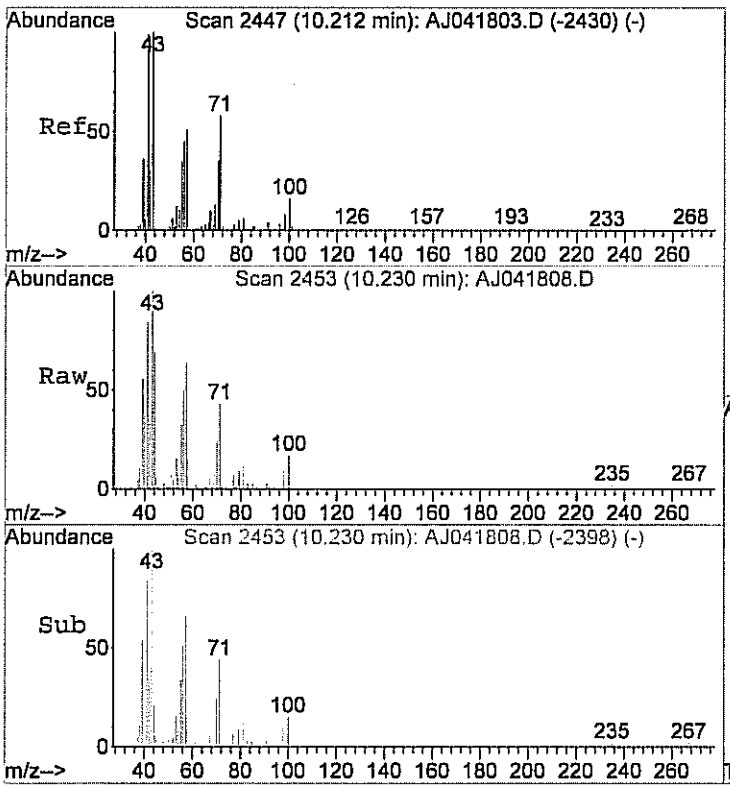

#40
Heptane
Concen: 0.42 ppb
RT: 10.23 min Scan# 2453
Delta R.T. 0.01 min
Lab File: AJ041808.D
Acq: 18 Apr 2012 1:27 pm

Tgt Ion: 43 Resp: 9948

Ion	Ratio	Lower	Upper
43	100		
57	116.0	33.3	73.3#
71	48.7	40.2	80.2

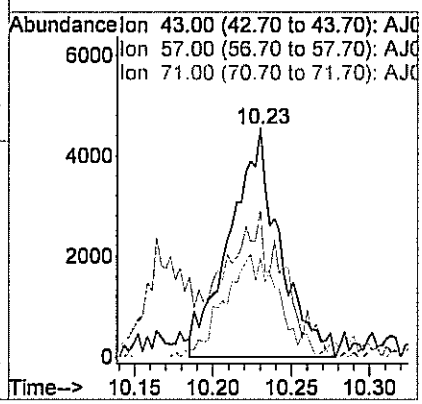

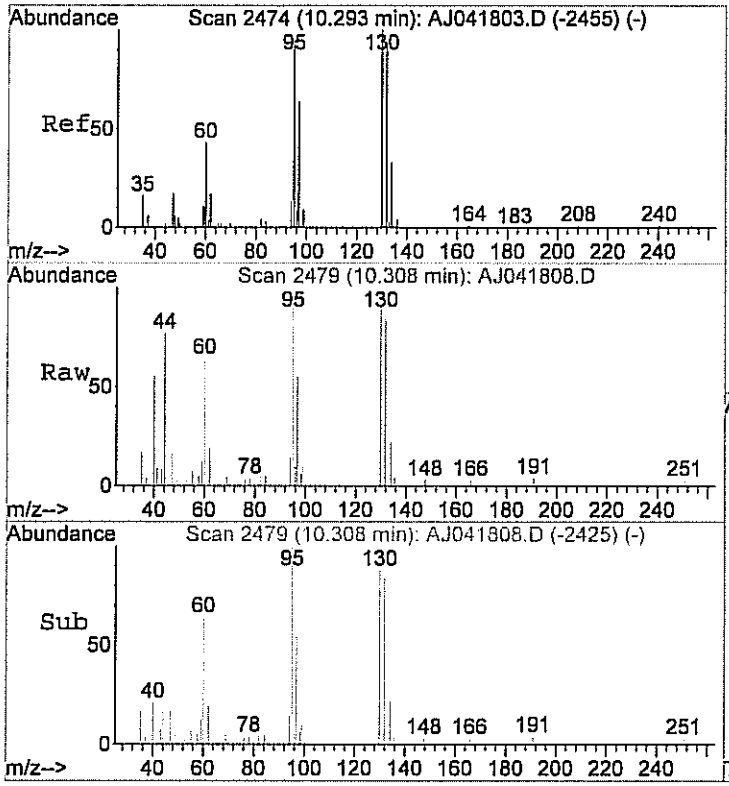

#41
Trichloroethene
Concen: 0.16 ppb
RT: 10.31 min Scan# 2479
Delta R.T. 0.01 min
Lab File: AJ041808.D
Acq: 18 Apr 2012 1:27 pm

Tgt Ion:130 Resp: 6445

Ion	Ratio	Lower	Upper
130	100		
132	96.5	80.6	120.6
95	103.3	75.3	115.3

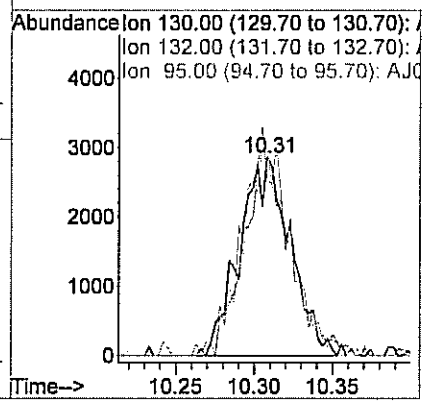

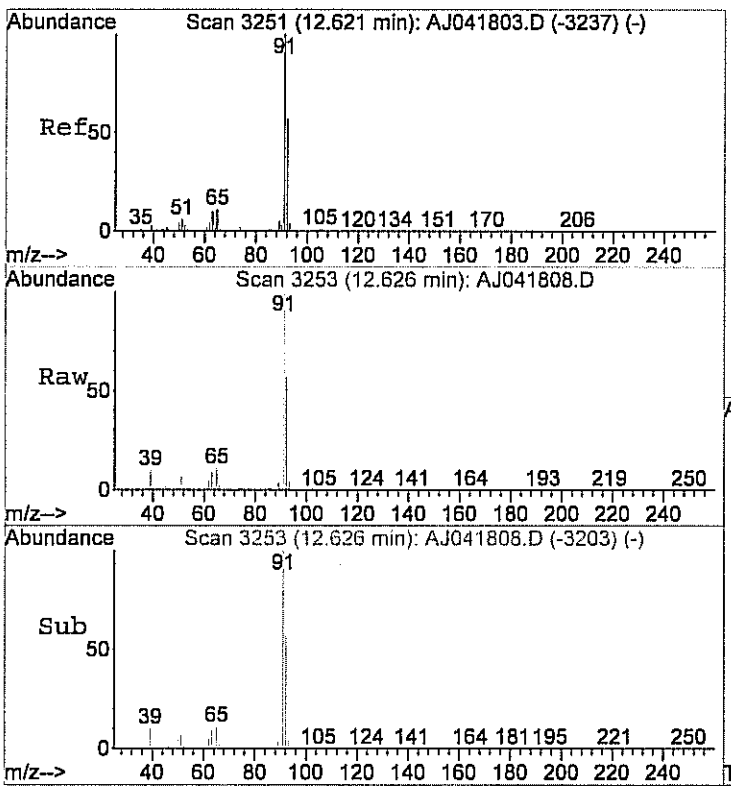

#48
Toluene
Concen: 6.43 ppb
RT: 12.63 min Scan# 3253
Delta R.T. -0.00 min
Lab File: AJ041808.D
Acq: 18 Apr 2012 1:27 pm

Tgt Ion: 92 Resp: 282715

Ion	Ratio	Lower	Upper
92	100		
91	174.1	156.8	196.8

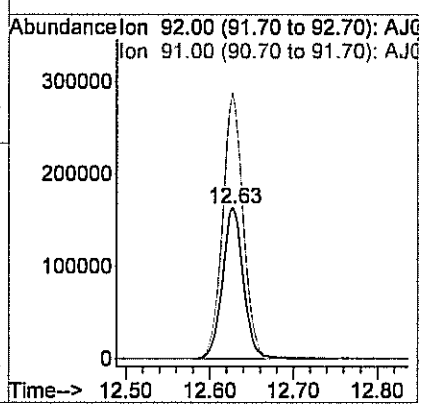

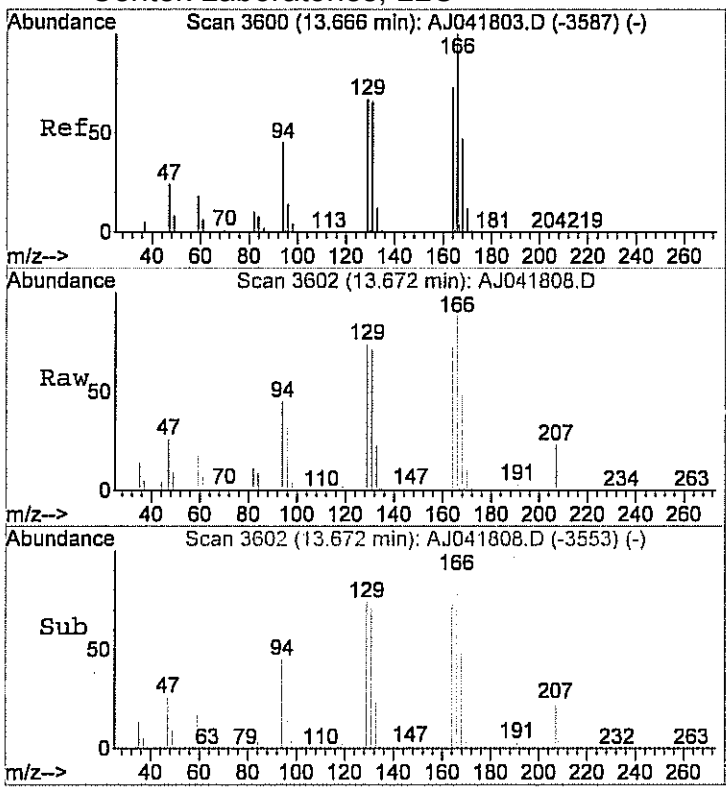

#53
Tetrachloroethylene
Concen: 1.50 ppb
RT: 13.67 min Scan# 3602
Delta R.T. -0.00 min
Lab File: AJ041808.D
Acq: 18 Apr 2012 1:27 pm

Tgt Ion:164 Resp: 75029

Ion	Ratio	Lower	Upper
164	100		
166	126.5	106.3	146.3

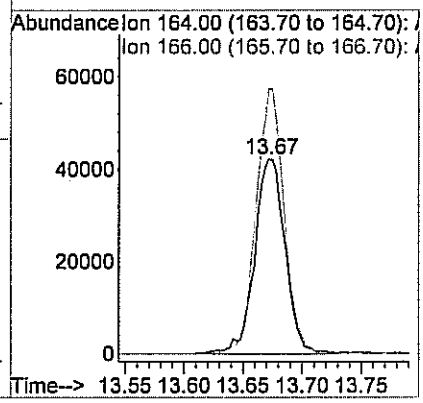

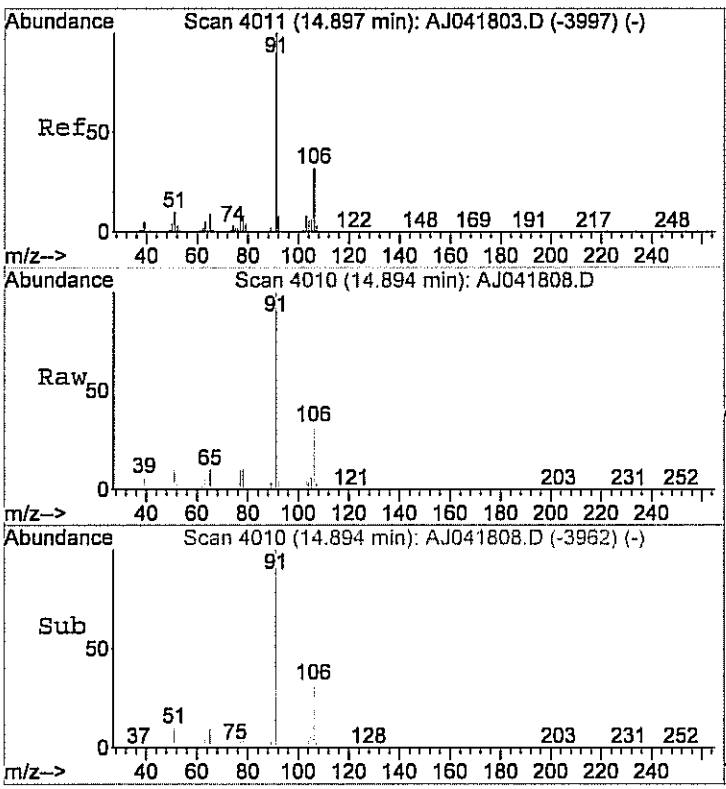

#55
Ethylbenzene
Concen: 3.11 ppb
RT: 14.89 min Scan# 4010
Delta R.T. -0.01 min
Lab File: AJ041808.D
Acq: 18 Apr 2012 1:27 pm

Tgt Ion: 91 Resp: 298338

Ion	Ratio	Lower	Upper
91	100		
106	31.8	12.1	52.1

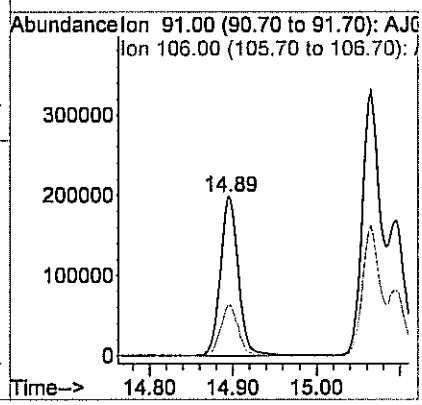

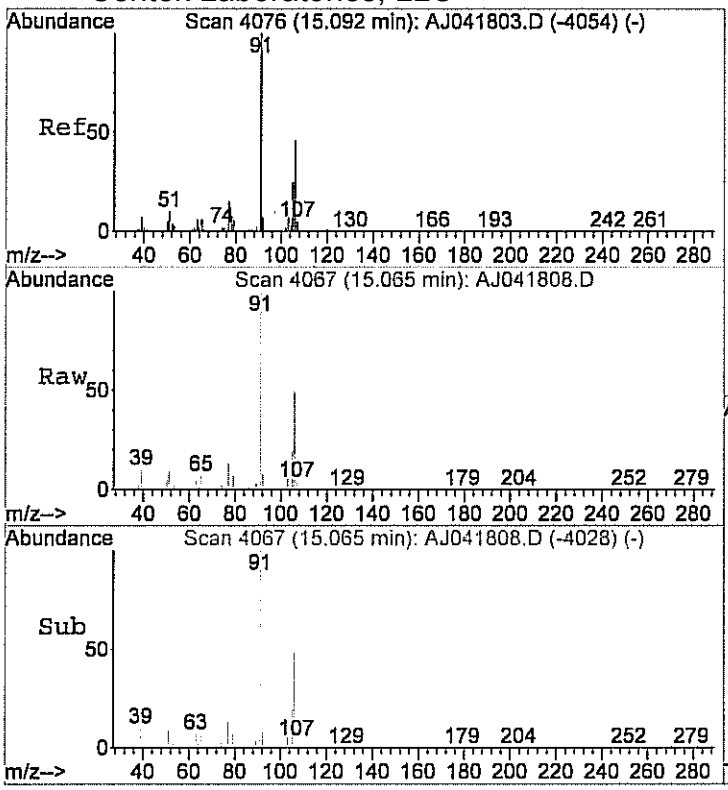

#56
m&p-xylene
Concen: 8.71 ppb
RT: 15.06 min Scan# 4067
Delta R.T. -0.03 min
Lab File: AJ041808.D
Acq: 18 Apr 2012 1:27 pm

Tgt Ion: 91 Resp: 714871

Ion	Ratio	Lower	Upper
91	100		
106	48.6	28.3	68.3

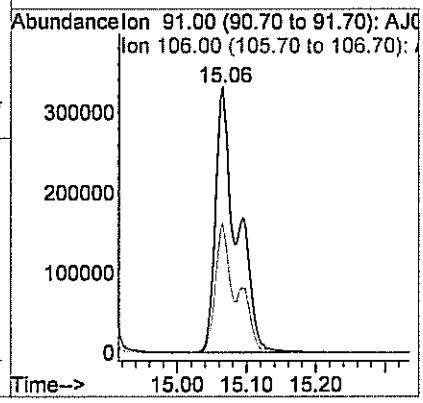

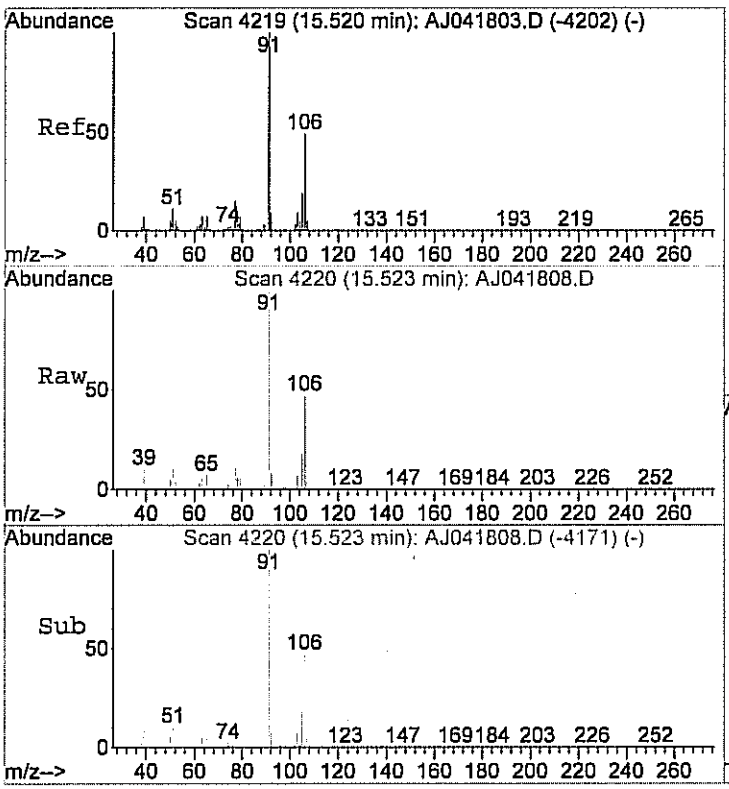

#59
o-xylene
Concen: 2.59 ppb
RT: 15.52 min Scan# 4220
Delta R.T. -0.00 min
Lab File: AJ041808.D
Acq: 18 Apr 2012 1:27 pm

Tgt Ion: 91 Resp: 281712

Ion	Ratio	Lower	Upper
91	100		
106	46.8	20.3	60.3

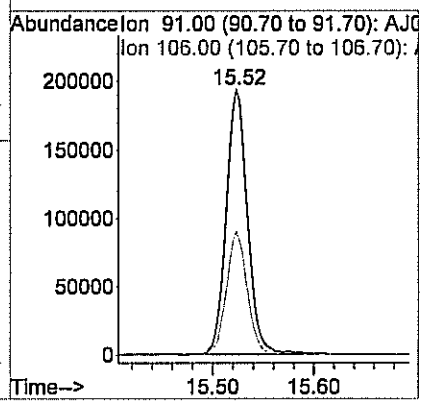

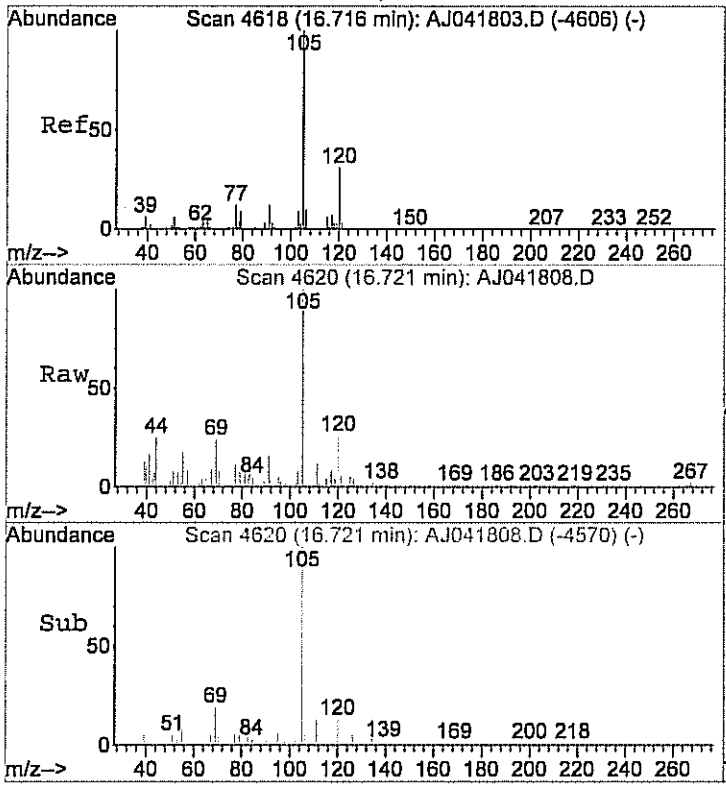

#63
4-ethyltoluene
Concen: 0.20 ppb m
RT: 16.72 min Scan# 4620
Delta R.T. -0.00 min
Lab File: AJ041808.D
Acq: 18 Apr 2012 1:27 pm

Tgt Ion:105 Resp: 19403

Ion	Ratio	Lower	Upper
105	100		
120	31.2	10.7	50.7

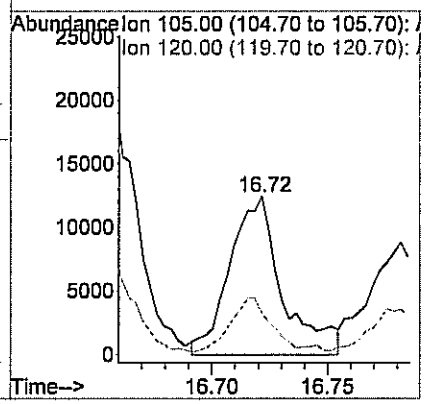

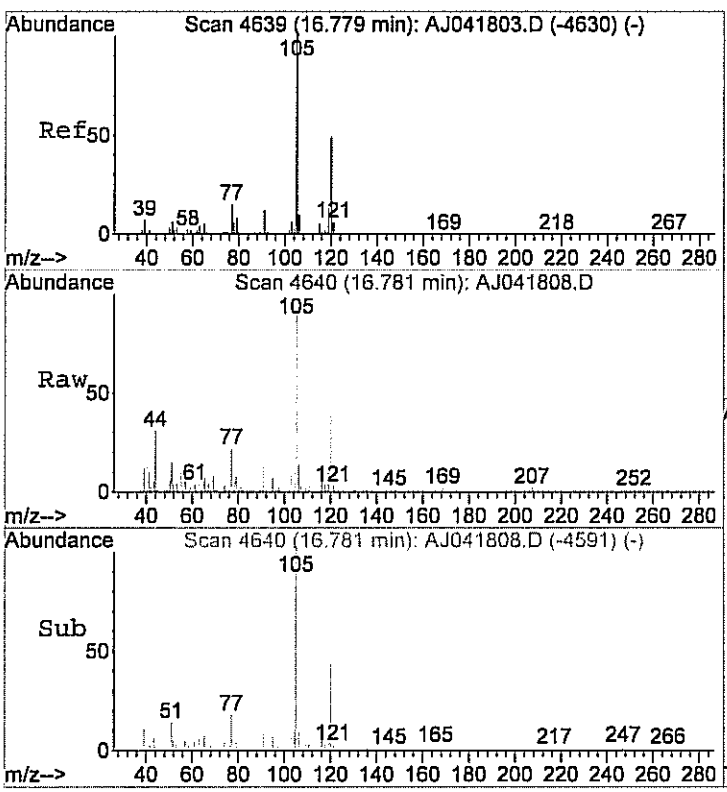

#64
1,3,5-trimethylbenzene
Concen: 0.15 ppb m
RT: 16.78 min Scan# 4640
Delta R.T. -0.00 min
Lab File: AJ041808.D
Acq: 18 Apr 2012 1:27 pm

Tgt Ion:105 Resp: 15220

Ion	Ratio	Lower	Upper
105	100		
120	62.0	26.5	66.5

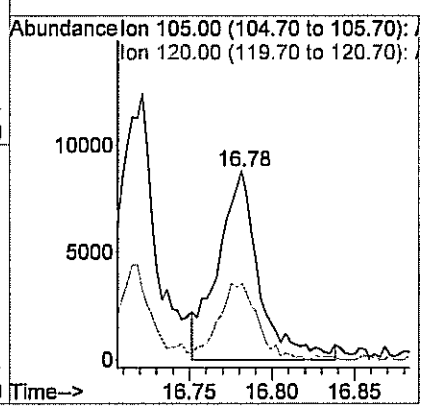

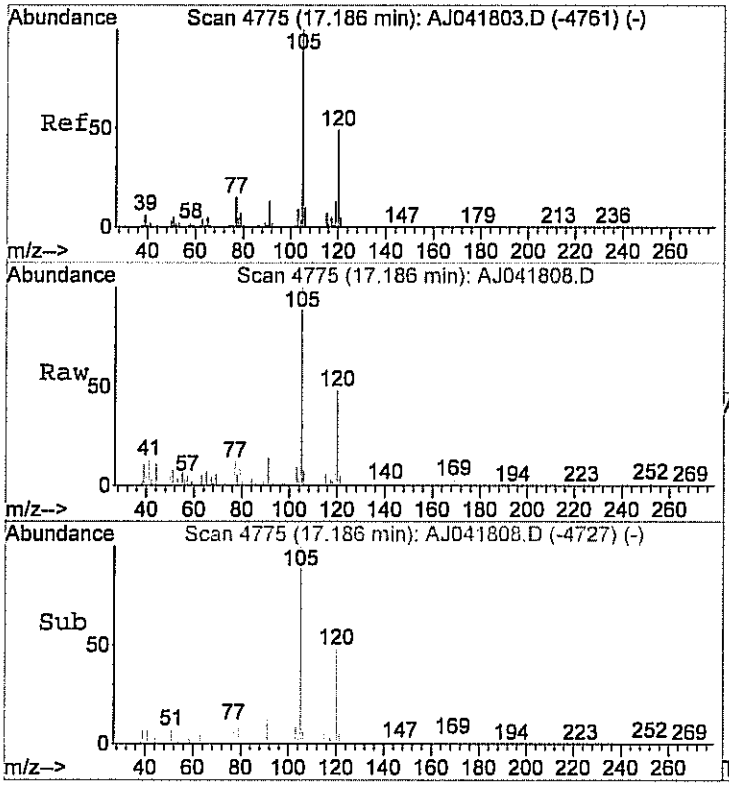

#65
1,2,4-trimethylbenzene
Concen: 0.56 ppb
RT: 17.19 min Scan# 4775
Delta R.T. -0.01 min
Lab File: AJ041808.D
Acq: 18 Apr 2012 1:27 pm

Tgt Ion:105 Resp: 46605

Ion	Ratio	Lower	Upper
105	100		
120	45.7	26.8	66.8

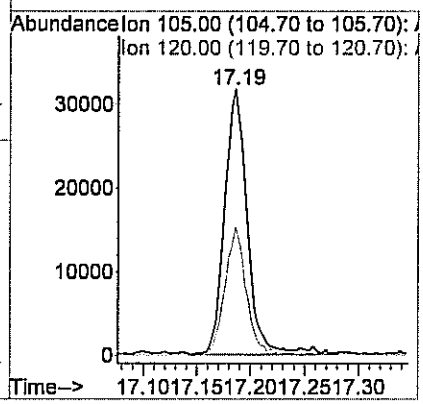

Quantitation Report (QT Reviewed)

Data File : C:\HPCHEM\1\DATA\AJ041810.D Vial: 9
Acq On : 18 Apr 2012 2:35 pm Operator: RJP
Sample : C1204029-008A 20x Inst : MSD #1
Misc : A402_1UG Multiplr: 1.00
MS Integration Params: RTEINT.P
Quant Time: Apr 18 14:55:50 2012 Quant Results File: A402_1UG.RES

Quant Method : C:\HPCHEM\1\METHODS\A402_1UG.M (RTE Integrator)
Title : TO-15 VOA Standards for 5 point calibration
Last Update : Tue Apr 10 11:43:04 2012
Response via : Initial Calibration
DataAcq Meth : A402_1UG

Internal Standards	R.T.	QIon	Response	Conc	Units	Dev(Min)
1) Bromochloromethane	7.34	128	18012	1.00	ppb	0.00
32) 1,4-difluorobenzene	9.63	114	57506	1.00	ppb	0.00
47) Chlorobenzene-d5	14.58	117	37698	1.00	ppb	0.00
System Monitoring Compounds						
60) Bromofluorobenzene	16.15	95	20509	0.88	ppb	0.00
Spiked Amount 1.000	Range 70 - 130		Recovery = 88.00%			
Target Compounds						Qvalue
14) Acetone	4.21	58	31421	2.49	ppb	# 85
20) Carbon disulfide	5.05	76	23609	0.34	ppb	98
48) Toluene	12.63	92	10825	0.30	ppb	98
55) Ethylbenzene	14.90	91	9717	0.12	ppb	96
56) m&p-xylene	15.07	91	21536	0.32	ppb	99
59) o-xylene	15.53	91	9635m	0.11	ppb	

(#) = qualifier out of range (m) = manual integration (+) = signals summed

Quantitation Report (QT Reviewed)

Data File : C:\HPCHEM\1\DATA\AJ041810.D Vial: 9
Acq On : 18 Apr 2012 2:35 pm Operator: RJP
Sample : C1204029-008A 20x Inst : MSD #1
Misc : A402_1UG Multiplr: 1.00
MS Integration Params: RTEINT.P
Quant Time: Apr 20 12:28 2012 Quant Results File: A402_1UG.RES

Method : C:\HPCHEM\1\METHODS\A402_1UG.M (RTE Integrator)
Title : TO-15 VOA Standards for 5 point calibration
Last Update : Fri Apr 27 10:17:02 2012
Response via : Initial Calibration

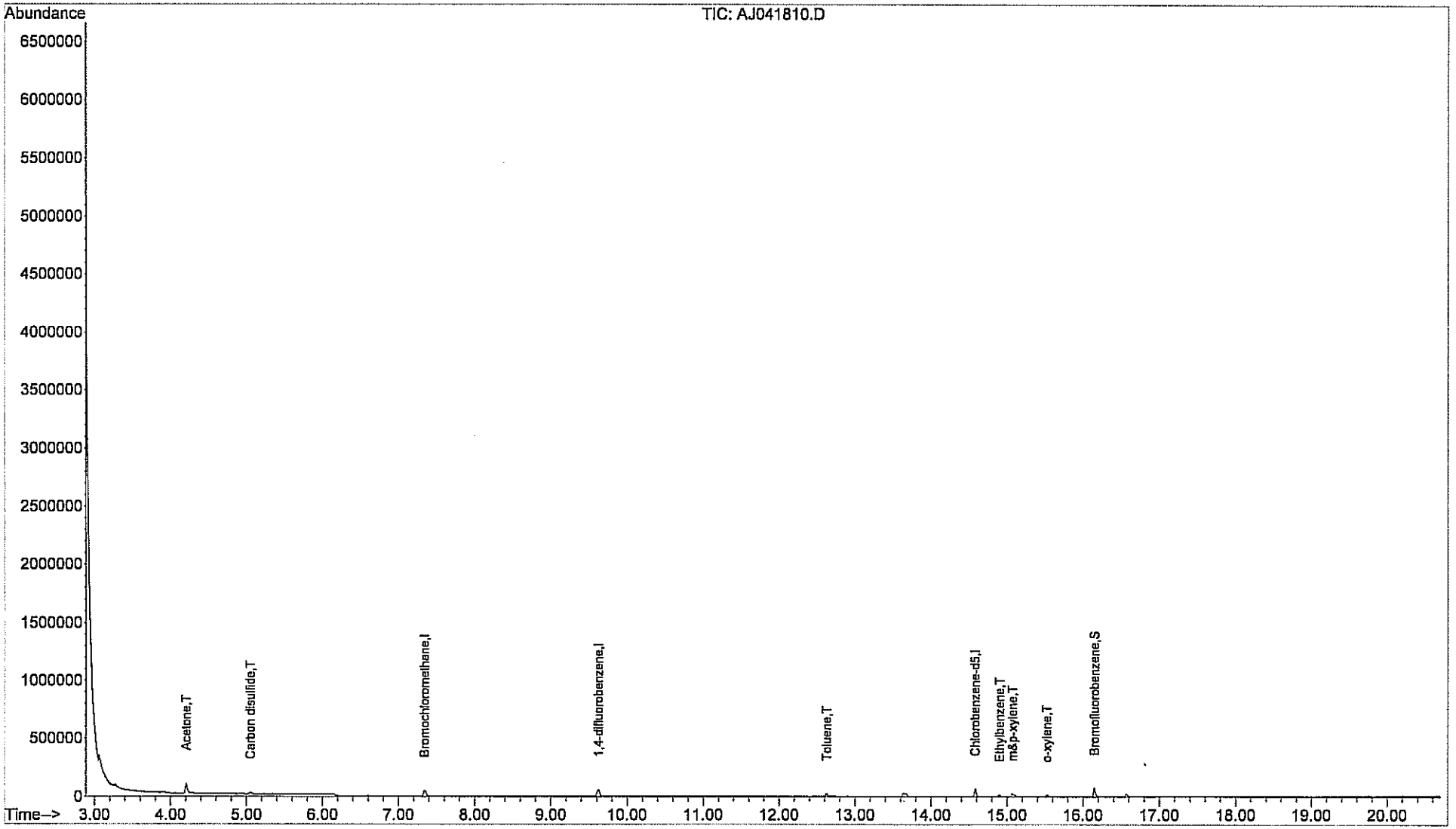

Centek Laboratories, LLC

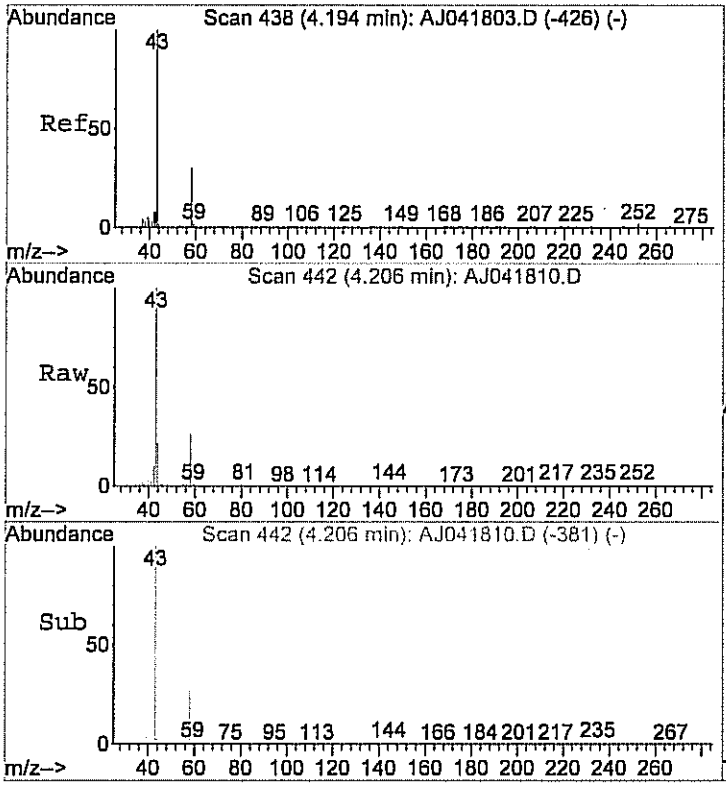

#14
Acetone
Concen: 2.49 ppb
RT: 4.21 min Scan# 442
Delta R.T. 0.03 min
Lab File: AJ041810.D
Acq: 18 Apr 2012 2:35 pm

Tgt Ion: 58 Resp: 31421

Ion	Ratio	Lower	Upper
58	100		
43	346.7	350.5	410.5#

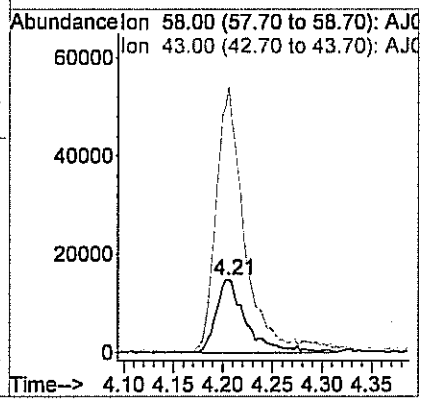

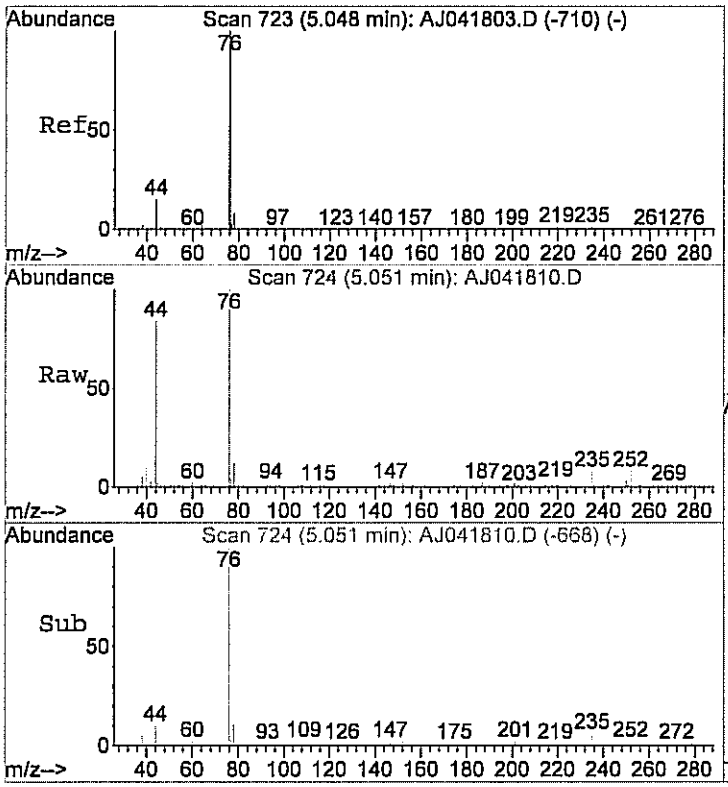

#20
Carbon disulfide
Concen: 0.34 ppb
RT: 5.05 min Scan# 724
Delta R.T. 0.02 min
Lab File: AJ041810.D
Acq: 18 Apr 2012 2:35 pm

Tgt Ion: 76 Resp: 23609

Ion	Ratio	Lower	Upper
76	100		
78	9.1	0.0	29.9

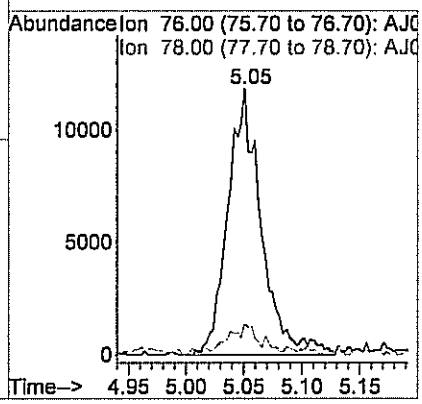

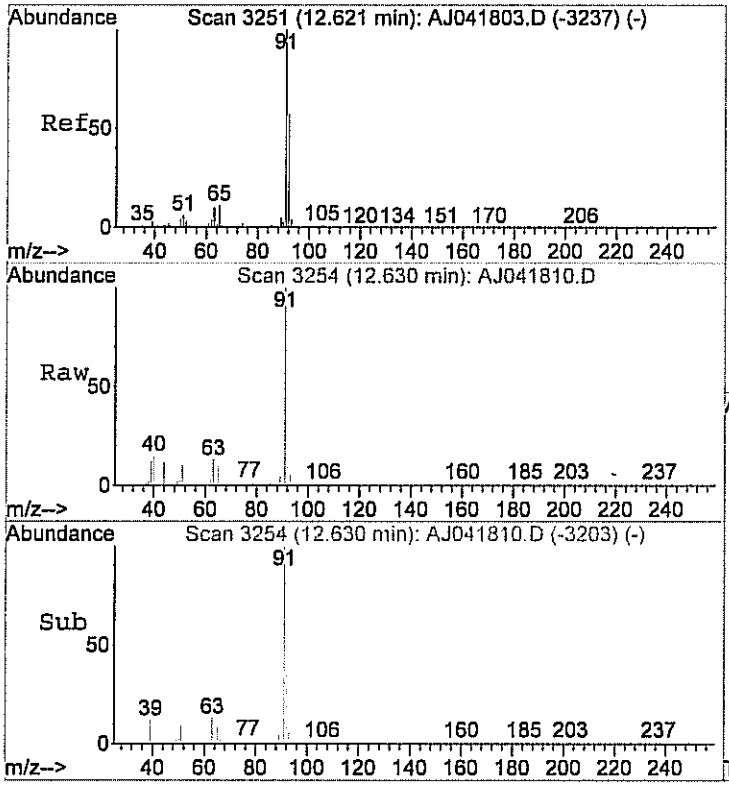

#48
Toluene
Concen: 0.30 ppb
RT: 12.63 min Scan# 3254
Delta R.T. 0.00 min
Lab File: AJ041810.D
Acq: 18 Apr 2012 2:35 pm

Tgt Ion: 92 Resp: 10825

Ion	Ratio	Lower	Upper
92	100		
91	173.6	156.8	196.8

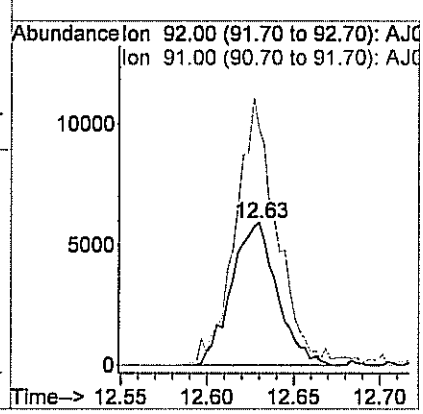

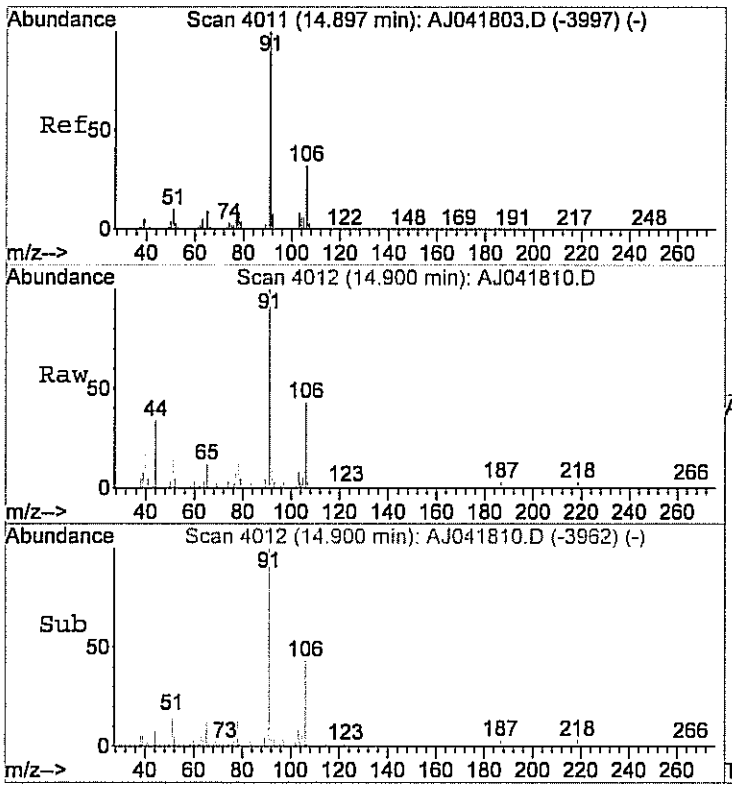

#55
Ethylbenzene
Concen: 0.12 ppb
RT: 14.90 min Scan# 4012
Delta R.T. -0.00 min
Lab File: AJ041810.D
Acq: 18 Apr 2012 2:35 pm

Tgt Ion: 91 Resp: 9717

Ion	Ratio	Lower	Upper
91	100		
106	34.3	12.1	52.1

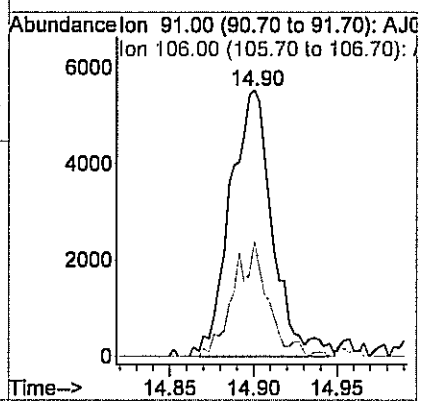

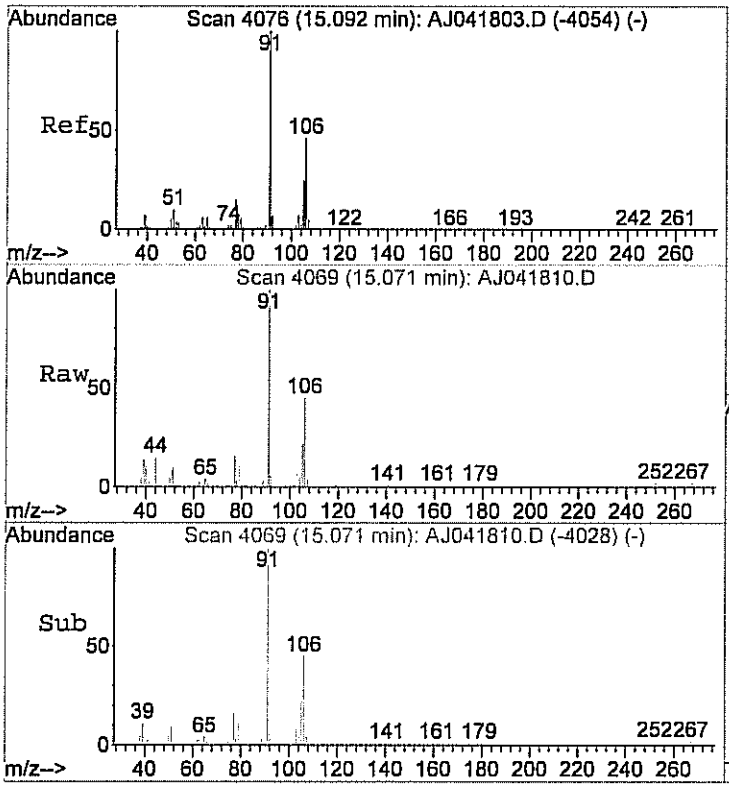

#56
m&p-xylene
Concen: 0.32 ppb
RT: 15.07 min Scan# 4069
Delta R.T. -0.03 min
Lab File: AJ041810.D
Acq: 18 Apr 2012 2:35 pm

Tgt Ion: 91 Resp: 21536

Ion	Ratio	Lower	Upper
91	100		
106	49.0	28.3	68.3

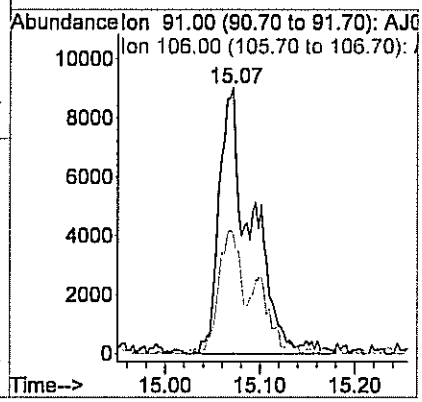

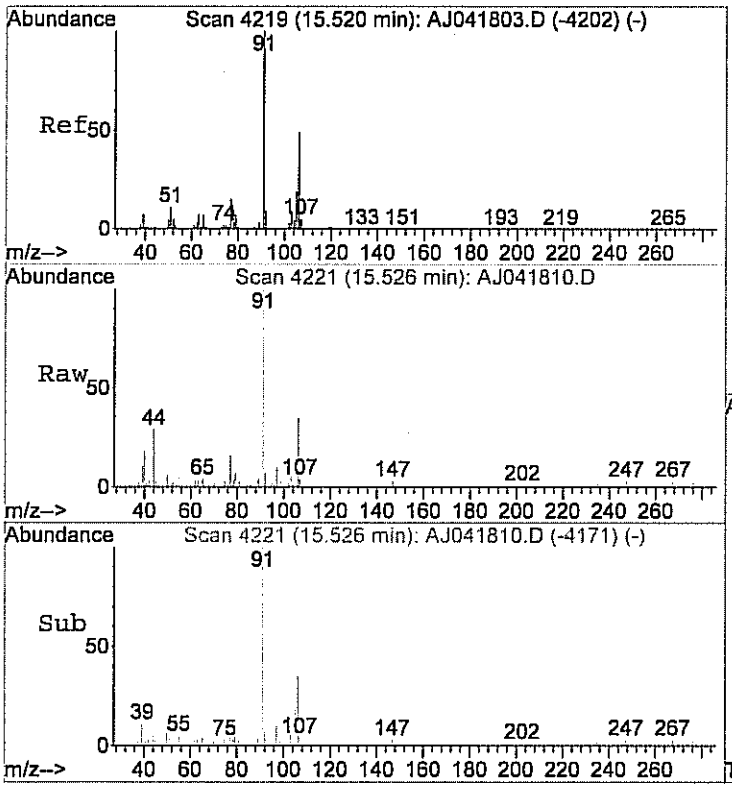

#59
o-xylene
Concen: 0.11 ppb m
RT: 15.53 min Scan# 4221
Delta R.T. -0.00 min
Lab File: AJ041810.D
Acq: 18 Apr 2012 2:35 pm

Tgt Ion: 91 Resp: 9635

Ion	Ratio	Lower	Upper
91	100		
106	44.2	20.3	60.3

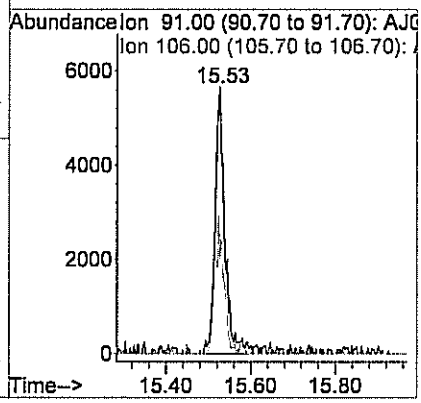

GC/MS VOLATILES-WHOLE AIR

METHOD TO-15

STANDARDS DATA

GC/MS VOLATILES-WHOLE AIR

METHOD TO-15

INITIAL CALIBRATION

Response Factor Report MSD #1

Method : C:\HPCHEM\1\METHODS\A402_1UG.M (RTE Integrator)
Title : TO-15 VOA Standards for 5 point calibration
Last Update : Tue Apr 10 11:43:04 2012
Response via : Initial Calibration

Calibration Files
0.04 =AJ040212.D 0.10 =AJ040203.D 0.15 =AJ040204.D
0.30 =AJ040213.D 0.50 =AJ040206.D 0.75 =AJ040207.D

		Compound	0.04	0.10	0.15	0.30	0.50	0.75	Avg	%RSD
1)	I	Bromochloromethane	----------		ISTD				----------	
2)	T	Propylene			1.258	0.907	0.960	0.818	0.891	18.29
3)	T	Freon 12			6.117	6.124	6.449	5.691	5.753	7.63
4)	T	Chloromethane			2.188	1.930	1.995	1.786	1.830	10.53
5)	T	Freon 114			5.642	5.428	5.668	5.160	5.158	7.37
6)	T	Vinyl Chloride	2.704	1.703	1.848	1.783	1.813	1.658	1.766	19.98
7)	T	1,3-butadiene			1.359	1.140	1.375	1.270	1.172	12.37
8)	T	Bromomethane			2.203	2.095	2.192	2.075	2.035	6.12
9)	T	Ethanol			0.601	0.535	0.549	0.577	0.515	11.39
10)	T	Acrolein			0.524	0.427	0.543	0.455	0.471	9.45
11)	T	Chloroethane			0.711	0.705	0.706	0.676	0.656	7.74
12)	T	Vinyl Bromide			2.036	2.032	2.169	1.991	1.974	5.45
13)	T	Freon 11			6.059	5.765	6.205	5.519	5.522	8.02
14)	T	Acetone				0.790	0.814	0.742	0.702	11.45
15)	T	Isopropyl alcoh			2.035	1.861	1.768	1.618	1.619	15.73
16)	T	1,1-dichloroeth			1.975	1.851	1.847	1.727	1.679	11.81
17)	T	Freon 113			4.124	3.879	4.177	3.769	3.743	7.94
18)	T	Methylene chlor			1.741	1.447	1.602	1.505	1.467	9.82
19)	T	Allyl chloride			1.803	1.591	1.917	1.668	1.623	10.41
20)	T	Carbon disulfid			4.279	4.232	4.186	3.789	3.859	8.47
21)	T	trans-1,2-dichl			2.224	2.250	2.524	2.165	2.176	7.76
22)	T	methyl tert-but			3.436	2.992	3.410	3.015	3.076	7.45
23)	T	1,1-dichloroeth			2.804	2.889	3.113	2.916	2.809	5.97
24)	T	Vinyl acetate			2.311	2.694	3.166	2.857	2.800	9.11
25)	T	Methyl Ethyl Ke				0.488	0.736	0.534	0.580	13.89
26)	T	cis-1,2-dichlor			1.841	1.870	2.281	1.878	1.912	8.27
27)	T	Hexane			1.446	1.508	2.432	1.621	1.817	18.10
28)	T	Ethyl acetate			1.946	1.763	2.151	1.900	1.938	7.19
29)	T	Chloroform			4.317	4.126	4.493	4.184	4.069	6.64
30)	T	Tetrahydrofuran			1.146	0.836	0.946	0.815	0.919	11.51
31)	T	1,2-dichloroeth			2.846	2.625	2.940	2.622	2.641	6.84
32)	I	1,4-difluorobenzene	----------		ISTD				----------	
33)	T	1,1,1-trichloro			1.251	1.102	1.223	1.152	1.120	7.38
34)	T	Cyclohexane			0.389	0.335	0.422	0.401	0.387	7.55
35)	T	Carbon tetrachl	1.971	1.432	1.728	1.453	1.605	1.466	1.518	13.03
36)	T	Benzene			1.169	1.037	1.223	1.122	1.104	6.28
37)	T	Methyl methacry			0.359	0.304	0.344	0.353	0.348	9.30
38)	T	1,4-dioxane				0.178	0.184	0.180	0.182	5.49
39)	T	2,2,4-trimethyl			1.238	1.138	1.340	1.269	1.256	6.16
40)	T	Heptane			0.406	0.374	0.435	0.428	0.420	7.14
41)	T	Trichloroethene	0.800	0.623	0.726	0.655	0.741	0.707	0.685	8.28
42)	T	1,2-dichloropro			0.457	0.353	0.403	0.397	0.386	9.05
43)	T	Bromodichlorome			1.293	1.191	1.265	1.204	1.182	6.16
44)	T	cis-1,3-dichlor			0.513	0.462	0.602	0.534	0.546	9.87
45)	T	trans-1,3-dichl			0.416	0.342	0.426	0.404	0.404	10.31
46)	T	1,1,2-trichloro			0.638	0.543	0.644	0.593	0.585	7.08
47)	I	Chlorobenzene-d5	----------		ISTD				----------	
48)	T	Toluene			0.886	0.839	1.040	0.978	0.970	9.94
49)	T	Methyl Isobutyl				0.606	0.744	0.693	0.701	11.02
50)	T	Dibromochlorome			1.920	1.839	2.099	1.849	1.847	7.22
51)	T	Methyl Butyl Ke				0.571	0.681	0.602	0.626	11.79

(#) = Out of Range ### Number of calibration levels exceeded format ###

Response Factor Report MSD #1

Method : C:\HPCHEM\1\METHODS\A402_1UG.M (RTE Integrator)
Title : TO-15 VOA Standards for 5 point calibration
Last Update : Tue Apr 10 11:43:04 2012
Response via : Initial Calibration

Calibration Files
0.04 =AJ040212.D 0.10 =AJ040203.D 0.15 =AJ040204.D
0.30 =AJ040213.D 0.50 =AJ040206.D 0.75 =AJ040207.D

		Compound	0.04	0.10	0.15	0.30	0.50	0.75	Avg	%RSD
52)	T	1,2-dibromoetha			1.239	1.173	1.355	1.189	1.200	7.90
53)	T	Tetrachloroethy			1.202	1.118	1.250	1.103	1.101	8.55
54)	T	Chlorobenzene			1.637	1.571	1.854	1.671	1.642	6.82
55)	T	Ethylbenzene			1.866	1.799	2.266	2.120	2.117	10.85
56)	T	m&p-xylene			1.511	1.405	1.936	1.873	1.811	13.80
57)	T	Styrene			0.968	0.926	1.213	1.175	1.158	14.60
58)	T	Bromoform			1.911	1.913	2.236	1.981	1.949	7.41
59)	T	o-xylene			2.077	2.015	2.689	2.556	2.399	13.25
60)	S	Bromofluorobenz	0.520	0.579	0.581	0.582	0.648	0.624	0.617	8.25
61)	T	1,1,2,2-tetrach			1.786	1.686	1.933	1.752	1.713	7.03
62)	T	2-Chlorotoluene			1.451	1.468	1.817	1.715	1.683	11.12
63)	T	4-ethyltoluene			1.540	1.514	2.167	2.097	2.091	19.47
64)	T	1,3,5-trimethyl			1.741	1.681	2.455	2.438	2.285	16.41
65)	T	1,2,4-trimethyl			1.419	1.385	1.855	1.824	1.822	18.13
66)	T	1,3-dichloroben			1.466	1.490	1.792	1.683	1.659	9.78
67)	T	benzyl chloride			0.830	0.927	1.267	1.072	1.089	16.72
68)	T	1,4-dichloroben			1.276	1.378	1.742	1.556	1.575	13.16
69)	T	1,2-dichloroben			1.471	1.451	1.802	1.708	1.637	9.46
70)	T	1,2,4-trichloro			0.618	0.635	0.747	0.680	0.698	15.31
71)	T	Naphthalene			0.945	1.060	1.262	1.065	1.206	24.68
72)	T	Hexachloro-1,3-			1.173	1.195	1.437	1.179	1.228	11.15

(#) = Out of Range ### Number of calibration levels exceeded format ###

Quantitation Report (QT Reviewed)

Data File : C:\HPCHEM\1\DATA\AJ040203.D Vial: 4
Acq On : 3 Apr 2012 12:50 am Operator: RJP
Sample : A1UG_0.10 Inst : MSD #1
Misc : Method-A402_1UG Multiplr: 1.00
MS Integration Params: RTEINT.P
Quant Time: Apr 03 08:45:24 2012 Quant Results File: A402_1UG.RES

Quant Method : C:\HPCHEM\1\METHODS\A402_1UG.M (RTE Integrator)
Title : TO-15 VOA Standards for 5 point calibration
Last Update : Tue Apr 03 08:44:58 2012
Response via : Continuing Cal File: C:\HPCHEM\1\DATA\AJ040208.D
DataAcq Meth : A402_1UG

Internal Standards	R.T.	QIon	Response	Conc	Units	Dev(Min)
1) Bromochloromethane	7.27	128	23470	1.00	ppb	0.00
32) 1,4-difluorobenzene	9.58	114	81233	1.00	ppb	0.00
47) Chlorobenzene-d5	14.58	117	56355	1.00	ppb	0.00
System Monitoring Compounds						
60) Bromofluorobenzene	16.15	95	32656	0.91	ppb	0.00
Spiked Amount 1.000	Range 70 - 130		Recovery = 91.00%			
Target Compounds						Qvalue
6) Vinyl Chloride	3.08	62	3998	0.11	ppb	95
35) Carbon tetrachloride	8.82	117	11630	0.10	ppb	99
41) Trichloroethene	10.27	130	5059	0.10	ppb	95

(#) = qualifier out of range (m) = manual integration (+) = signals summed

Quantitation Report (QT Reviewed)

Data File : C:\HPCHEM\1\DATA\AJ040203.D Vial: 4
Acq On : 3 Apr 2012 12:50 am Operator: RJP
Sample : A1UG_0.10 Inst : MSD #1
Misc : Method-A402_1UG Multiplr: 1.00
MS Integration Params: RTEINT.P
Quant Time: Apr 3 8:48 2012 Quant Results File: A402_1UG.RES

Method : C:\HPCHEM\1\METHODS\A402_1UG.M (RTE Integrator)
Title : TO-15 VOA Standards for 5 point calibration
Last Update : Tue Apr 10 11:43:04 2012
Response via : Continuing Cal File: C:\HPCHEM\1\DATA\AJ040208.D

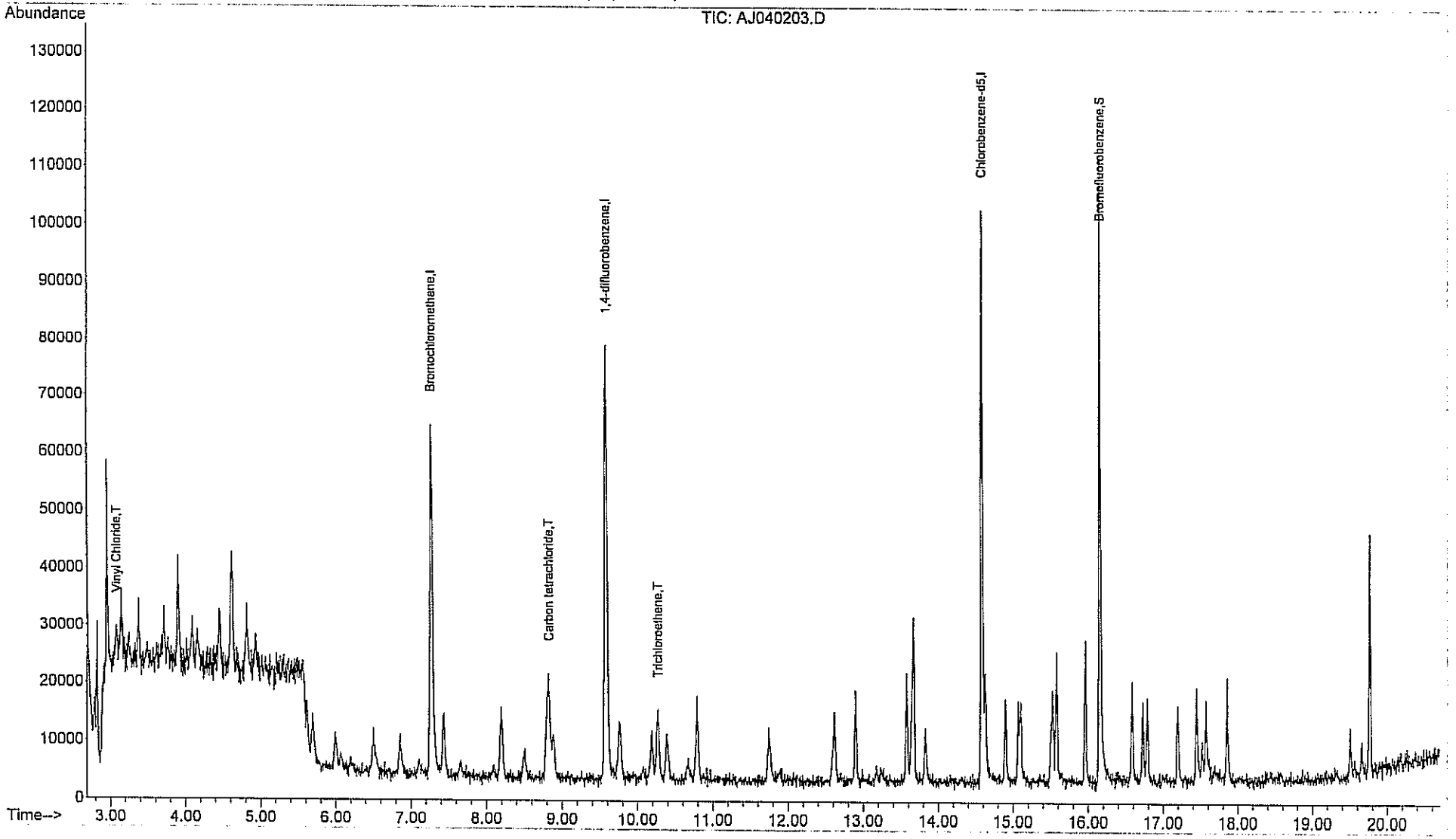

AJ040203.D A402_1UG.M Tue Apr 17 08:34:36 2012 MSD1

250

Centek Laboratories, LLC

Centek Laboratories, LLC Quantitation Report (QT Reviewed)

Data File : C:\HPCHEM\1\DATA\AJ040204.D Vial: 5
Acq On : 3 Apr 2012 1:23 am Operator: RJP
Sample : A1UG_0.15 Inst : MSD #1
Misc : Method-A402_1UG Multiplr: 1.00
MS Integration Params: RTEINT.P
Quant Time: Apr 03 08:45:38 2012 Quant Results File: A402_1UG.RES

Quant Method : C:\HPCHEM\1\METHODS\A402_1UG.M (RTE Integrator)
Title : TO-15 VOA Standards for 5 point calibration
Last Update : Tue Apr 03 08:44:58 2012
Response via : Continuing Cal File: C:\HPCHEM\1\DATA\AJ040208.D
DataAcq Meth : A402_1UG

Internal Standards	R.T.	QIon	Response	Conc	Units		Dev(Min)
1) Bromochloromethane	7.27	128	23263	1.00	ppb		0.00
32) 1,4-difluorobenzene	9.58	114	78315	1.00	ppb		0.00
47) Chlorobenzene-d5	14.58	117	57826	1.00	ppb		0.00
System Monitoring Compounds							
60) Bromofluorobenzene	16.15	95	33610	0.91	ppb		0.00
Spiked Amount 1.000	Range 70 - 130		Recovery = 91.00%				
Target Compounds							Qvalue
2) Propylene	2.78	41	4389	0.23	ppb		97
3) Freon 12	2.82	85	21345	0.17	ppb		99
4) Chloromethane	2.95	50	7636	0.19	ppb		98
5) Freon 114	2.95	85	19686	0.17	ppb		95
6) Vinyl Chloride	3.07	62	6447	0.18	ppb		98
7) 1,3-butadiene	3.14	39	4743m	0.19	ppb		
8) Bromomethane	3.36	94	7688	0.17	ppb		93
9) Ethanol	3.60	45	2096m	0.18	ppb		
10) Acrolein	4.01	56	1830	0.17	ppb		96
11) Chloroethane	3.48	64	2480	0.17	ppb		75
12) Vinyl Bromide	3.71	106	7106	0.16	ppb		94
13) Freon 11	3.90	101	21142	0.18	ppb		97
15) Isopropyl alcohol	4.15	45	7102	0.20	ppb	#	45
16) 1,1-dichloroethene	4.45	96	6893	0.20	ppb		98
17) Freon 113	4.61	101	14391	0.18	ppb		97
18) Methylene chloride	4.81	84	6076	0.19	ppb		96
19) Allyl chloride	4.80	41	6293	0.19	ppb		95
20) Carbon disulfide	4.93	76	14932	0.18	ppb		93
21) trans-1,2-dichloroethene	5.62	61	7759	0.16	ppb		95
22) methyl tert-butyl ether	5.68	73	11991	0.18	ppb		83
23) 1,1-dichloroethane	5.99	63	9786	0.16	ppb		99
24) Vinyl acetate	6.06	43	8063m	0.12	ppb		
26) cis-1,2-dichloroethene	6.85	61	6425	0.15	ppb		96
27) Hexane	6.51	57	5045	0.11	ppb		88
28) Ethyl acetate	7.10	43	6790	0.15	ppb		87
29) Chloroform	7.43	83	15063	0.17	ppb		99
30) Tetrahydrofuran	7.65	42	4000m	0.20	ppb		
31) 1,2-dichloroethane	8.49	62	9932	0.18	ppb		100
33) 1,1,1-trichloroethane	8.20	97	14690	0.18	ppb		99
34) Cyclohexane	8.88	56	4572	0.16	ppb		89
35) Carbon tetrachloride	8.82	117	20294	0.18	ppb		100
36) Benzene	8.80	78	13737	0.16	ppb		99
37) Methyl methacrylate	10.64	41	4220	0.17	ppb	#	79
39) 2,2,4-trimethylpentane	9.75	57	14543	0.15	ppb		85
40) Heptane	10.17	43	4768	0.15	ppb		91
41) Trichloroethene	10.26	130	8530	0.17	ppb		97
42) 1,2-dichloropropane	10.39	63	5368	0.18	ppb		94
43) Bromodichloromethane	10.78	83	15187	0.17	ppb		97
44) cis-1,3-dichloropropene	11.75	75	6028	0.14	ppb		94
45) trans-1,3-dichloropropene	12.59	75	4892	0.17	ppb	#	100
46) 1,1,2-trichloroethane	12.90	97	7491	0.17	ppb	#	100
48) Toluene	12.62	92	7682	0.14	ppb		99
50) Dibromochloromethane	13.57	129	16658	0.17	ppb		98

(#) = qualifier out of range (m) = manual integration

Data File : C:\HPCHEM\1\DATA\AJ040204.D Vial: 5
Acq On : 3 Apr 2012 1:23 am Operator: RJP
Sample : A1UG_0.15 Inst : MSD #1
Misc : Method-A402_1UG Multiplr: 1.00
MS Integration Params: RTEINT.P
Quant Time: Apr 03 08:45:38 2012 Quant Results File: A402_1UG.RES

Quant Method : C:\HPCHEM\1\METHODS\A402_1UG.M (RTE Integrator)
Title : TO-15 VOA Standards for 5 point calibration
Last Update : Tue Apr 03 08:44:58 2012
Response via : Continuing Cal File: C:\HPCHEM\1\DATA\AJ040208.D
DataAcq Meth : A402_1UG

	Compound	R.T.	QIon	Response	Conc	Unit		Qvalue
52)	1,2-dibromoethane	13.83	107	10745	0.17	ppb		99
53)	Tetrachloroethylene	13.66	164	10424	0.18	ppb		99
54)	Chlorobenzene	14.63	112	14197	0.16	ppb		98
55)	Ethylbenzene	14.90	91	16188	0.14	ppb		99
56)	m&p-xylene	15.10	91	26210	0.25	ppb	#	32
57)	Styrene	15.50	104	8396	0.13	ppb		98
58)	Bromoform	15.57	173	16580	0.16	ppb		96
59)	o-xylene	15.52	91	18017m	0.13	ppb		
61)	1,1,2,2-tetrachloroethane	15.96	83	15492	0.17	ppb		99
62)	2-Chlorotoluene	16.58	91	12585	0.13	ppb		99
63)	4-ethyltoluene	16.73	105	13358	0.11	ppb		100
64)	1,3,5-trimethylbenzene	16.79	105	15102	0.11	ppb		74
65)	1,2,4-trimethylbenzene	17.19	105	12306	0.12	ppb		95
66)	1,3-dichlorobenzene	17.44	146	12718	0.14	ppb		96
67)	benzyl chloride	17.52	91	7201	0.12	ppb		98
68)	1,4-dichlorobenzene	17.57	146	11068	0.13	ppb		98
69)	1,2-dichlorobenzene	17.85	146	12756	0.14	ppb		97
70)	1,2,4-trichlorobenzene	19.50	180	5357m	0.15	ppb		
71)	Naphthalene	19.65	128	8201m	0.14	ppb		
72)	Hexachloro-1,3-butadiene	19.76	225	10171	0.16	ppb		98

(#) = qualifier out of range (m) = manual integration (+) = signals summed

Quantitation Report (QT Reviewed)

Data File : C:\HPCHEM\1\DATA\AJ040204.D
Acq On : 3 Apr 2012 1:23 am
Sample : A1UG_0.15
Misc : Method-A402_1UG
MS Integration Params: RTEINT.P
Quant Time: Apr 3 8:49 2012

Vial: 5
Operator: RJP
Inst : MSD #1
Multiplr: 1.00

Quant Results File: A402_1UG.RES

Method : C:\HPCHEM\1\METHODS\A402_1UG.M (RTE Integrator)
Title : TO-15 VOA Standards for 5 point calibration
Last Update : Tue Apr 10 11:43:04 2012
Response via : Continuing Cal File: C:\HPCHEM\1\DATA\AJ040208.D

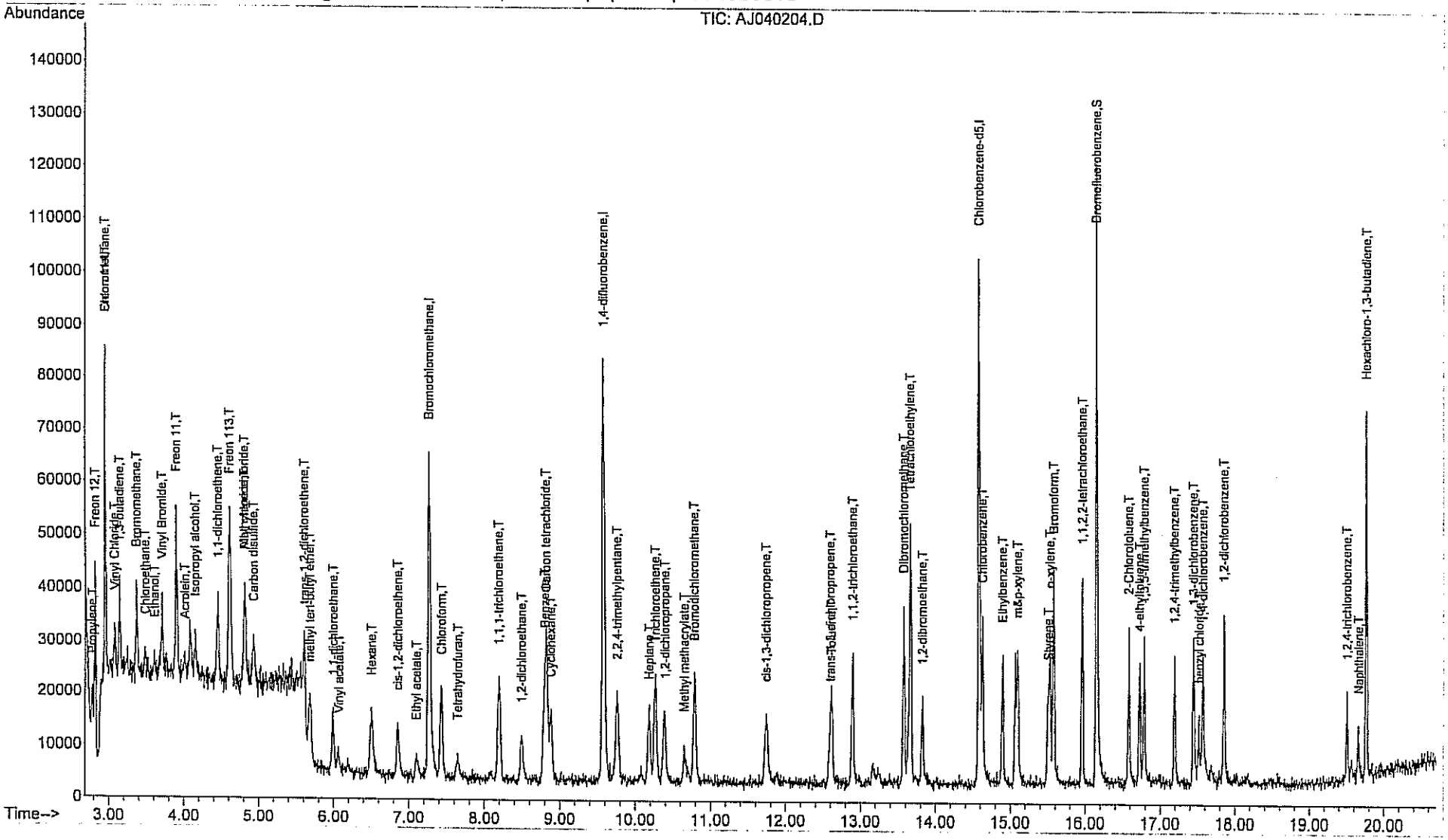

AJ040204.D A402_1UG.M Tue Apr 17 08:34:39 2012 MSD1

Centek Laboratories, LLC

Quantitation Report (QT Reviewed)

Data File : C:\HPCHEM\1\DATA\AJ040206.D
Acq On : 3 Apr 2012 2:30 am
Sample : A1UG_0.50
Misc : Method-A402_1UG
MS Integration Params: RTEINT.P
Quant Time: Apr 03 08:46:04 2012

Vial: 7
Operator: RJP
Inst : MSD #1
Multiplr: 1.00
Quant Results File: A402_1UG.RES

Quant Method : C:\HPCHEM\1\METHODS\A402_1UG.M (RTE Integrator)
Title : TO-15 VOA Standards for 5 point calibration
Last Update : Tue Apr 03 08:44:58 2012
Response via : Continuing Cal File: C:\HPCHEM\1\DATA\AJ040208.D
DataAcq Meth : A402_1UG

Internal Standards	R.T.	QIon	Response	Conc	Units		Dev(Min)
1) Bromochloromethane	7.27	128	23372	1.00	ppb		0.00
32) 1,4-difluorobenzene	9.58	114	85920	1.00	ppb		0.00
47) Chlorobenzene-d5	14.57	117	59510	1.00	ppb		0.00
System Monitoring Compounds							
60) Bromofluorobenzene	16.14	95	38576	1.01	ppb		0.00
Spiked Amount 1.000	Range 70 - 130		Recovery = 101.00%				
Target Compounds							Qvalue
2) Propylene	2.78	41	11222	0.58	ppb		93
3) Freon 12	2.82	85	75358	0.59	ppb		99
4) Chloromethane	2.95	50	23319	0.59	ppb		97
5) Freon 114	2.95	85	66234	0.58	ppb		95
6) Vinyl Chloride	3.08	62	21185	0.60	ppb		100
7) 1,3-butadiene	3.14	39	16073	0.64	ppb		92
8) Bromomethane	3.37	94	25611	0.58	ppb		97
9) Ethanol	3.60	45	6411	0.54	ppb	#	1
10) Acrolein	3.99	56	6349	0.60	ppb		81
11) Chloroethane	3.48	64	8249	0.57	ppb		99
12) Vinyl Bromide	3.71	106	25346	0.58	ppb		100
13) Freon 11	3.90	101	72516	0.60	ppb		97
14) Acetone	4.07	58	9510	0.61	ppb		92
15) Isopropyl alcohol	4.15	45	20664	0.59	ppb	#	45
16) 1,1-dichloroethene	4.45	96	21587	0.62	ppb		97
17) Freon 113	4.61	101	48811	0.60	ppb		97
18) Methylene chloride	4.81	84	18721	0.59	ppb		93
19) Allyl chloride	4.80	41	22400	0.67	ppb		86
20) Carbon disulfide	4.93	76	48914	0.58	ppb		100
21) trans-1,2-dichloroethene	5.62	61	29494	0.62	ppb		93
22) methyl tert-butyl ether	5.68	73	39855	0.59	ppb		87
23) 1,1-dichloroethane	5.99	63	36383	0.59	ppb		96
24) Vinyl acetate	6.05	43	36999	0.57	ppb		93
25) Methyl Ethyl Ketone	6.50	72	8606	0.67	ppb		95
26) cis-1,2-dichloroethene	6.85	61	26661	0.62	ppb		96
27) Hexane	6.50	57	28422	0.63	ppb	#	84
28) Ethyl acetate	7.08	43	25135	0.56	ppb		99
29) Chloroform	7.43	83	52508	0.58	ppb		98
30) Tetrahydrofuran	7.62	42	11057	0.55	ppb		95
31) 1,2-dichloroethane	8.49	62	34358	0.60	ppb		97
33) 1,1,1-trichloroethane	8.20	97	52523	0.58	ppb		99
34) Cyclohexane	8.88	56	18121	0.57	ppb		93
35) Carbon tetrachloride	8.83	117	68944	0.57	ppb		97
36) Benzene	8.79	78	52552	0.57	ppb		100
37) Methyl methacrylate	10.65	41	14766	0.54	ppb		96
38) 1,4-dioxane	10.65	88	7905	0.52	ppb		99
39) 2,2,4-trimethylpentane	9.76	57	57572	0.55	ppb		98
40) Heptane	10.18	43	18689	0.54	ppb		97
41) Trichloroethene	10.26	130	31848	0.58	ppb		98
42) 1,2-dichloropropane	10.39	63	17293	0.54	ppb		93
43) Bromodichloromethane	10.78	83	54327	0.57	ppb		99
44) cis-1,3-dichloropropene	11.75	75	25862	0.56	ppb		99
45) trans-1,3-dichloropropene	12.58	75	18301	0.57	ppb	#	100

(#) = qualifier out of range (m) = manual integration

Data File : C:\HPCHEM\1\DATA\AJ040206.D Vial: 7
Acq On : 3 Apr 2012 2:30 am Operator: RJP
Sample : A1UG_0.50 Inst : MSD #1
Misc : Method-A402_1UG Multiplr: 1.00
MS Integration Params: RTEINT.P
Quant Time: Apr 03 08:46:04 2012 Quant Results File: A402_1UG.RES

Quant Method : C:\HPCHEM\1\METHODS\A402_1UG.M (RTE Integrator)
Title : TO-15 VOA Standards for 5 point calibration
Last Update : Tue Apr 03 08:44:58 2012
Response via : Continuing Cal File: C:\HPCHEM\1\DATA\AJ040208.D
DataAcq Meth : A402_1UG

	Compound	R.T.	QIon	Response	Conc	Unit		Qvalue
46)	1,1,2-trichloroethane	12.89	97	27686	0.58	ppb	#	100
48)	Toluene	12.61	92	30956	0.57	ppb		95
49)	Methyl Isobutyl Ketone	11.71	43	22134	0.58	ppb		98
50)	Dibromochloromethane	13.57	129	62454	0.61	ppb		98
51)	Methyl Butyl Ketone	13.14	43	20278	0.61	ppb		93
52)	1,2-dibromoethane	13.82	107	40315	0.62	ppb		97
53)	Tetrachloroethylene	13.66	164	37188	0.61	ppb		99
54)	Chlorobenzene	14.63	112	55165	0.60	ppb		98
55)	Ethylbenzene	14.90	91	67422	0.55	ppb		100
56)	m&p-xylene	15.10	91	115232	1.07	ppb		99
57)	Styrene	15.50	104	36091	0.54	ppb		100
58)	Bromoform	15.58	173	66529	0.61	ppb		99
59)	o-xylene	15.52	91	80016	0.56	ppb		97
61)	1,1,2,2-tetrachloroethane	15.96	83	57529	0.61	ppb		99
62)	2-Chlorotoluene	16.58	91	54055	0.56	ppb		98
63)	4-ethyltoluene	16.72	105	64478	0.51	ppb		99
64)	1,3,5-trimethylbenzene	16.78	105	73057	0.52	ppb		70
65)	1,2,4-trimethylbenzene	17.19	105	55186	0.52	ppb		100
66)	1,3-dichlorobenzene	17.44	146	53324	0.56	ppb		99
67)	benzyl chloride	17.51	91	37690	0.62	ppb		99
68)	1,4-dichlorobenzene	17.57	146	51829	0.58	ppb		98
69)	1,2-dichlorobenzene	17.85	146	53625	0.57	ppb		98
70)	1,2,4-trichlorobenzene	19.50	180	22233	0.62	ppb		97
71)	Naphthalene	19.65	128	37564	0.62	ppb		99
72)	Hexachloro-1,3-butadiene	19.76	225	42763	0.64	ppb		98

(#) = qualifier out of range (m) = manual integration (+) = signals summed

Data File : C:\HPCHEM\1\DATA\AJ040206.D
Acq On : 3 Apr 2012 2:30 am
Sample : A1UG_0.50
Misc : Method-A402_1UG
MS Integration Params: RTEINT.P
Quant Time: Apr 3 8:46 2012

Vial: 7
Operator: RJP
Inst : MSD #1
Multiplr: 1.00

Quant Results File: A402_1UG.RES

Method : C:\HPCHEM\1\METHODS\A402_1UG.M (RTE Integrator)
Title : TO-15 VOA Standards for 5 point calibration
Last Update : Tue Apr 10 11:43:04 2012
Response via : Continuing Cal File: C:\HPCHEM\1\DATA\AJ040208.D

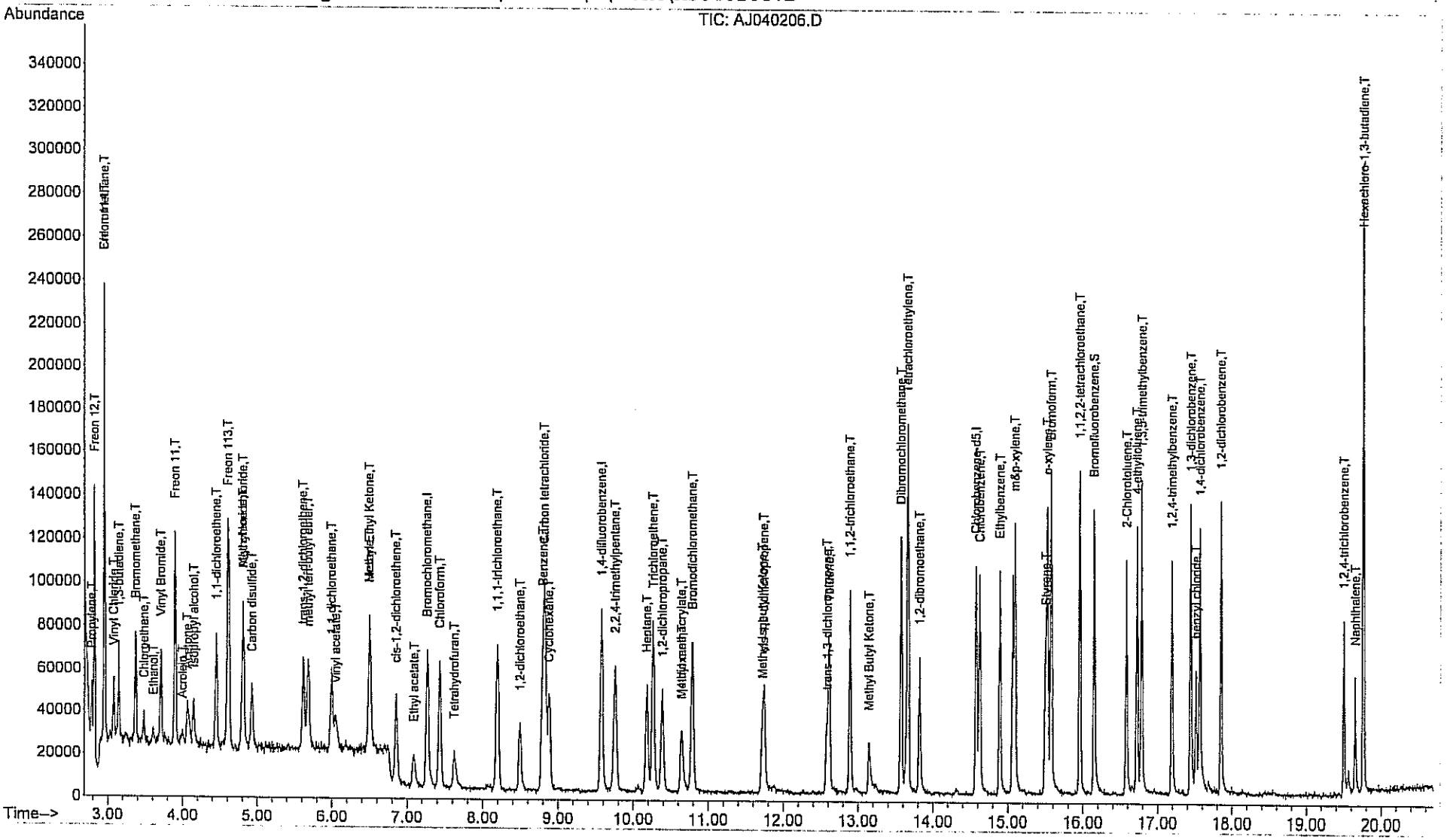

AJ040206.D A402_1UG.M Tue Apr 17 08:34:42 2012 MSD1

Centek Laboratories, LLC

Data File : C:\HPCHEM\1\DATA\AJ040207.D Vial: 8
Acq On : 3 Apr 2012 3:04 am Operator: RJP
Sample : A1UG_0.75 Inst : MSD #1
Misc : Method-A402_1UG Multiplr: 1.00
MS Integration Params: RTEINT.P
Quant Time: Apr 03 08:46:13 2012 Quant Results File: A402_1UG.RES

Quant Method : C:\HPCHEM\1\METHODS\A402_1UG.M (RTE Integrator)
Title : TO-15 VOA Standards for 5 point calibration
Last Update : Tue Apr 03 08:44:58 2012
Response via : Continuing Cal File: C:\HPCHEM\1\DATA\AJ040208.D
DataAcq Meth : A402_1UG

Internal Standards	R.T.	QIon	Response	Conc	Units		Dev(Min)
1) Bromochloromethane	7.26	128	23614	1.00	ppb		0.00
32) 1,4-difluorobenzene	9.57	114	84690	1.00	ppb		0.00
47) Chlorobenzene-d5	14.57	117	62490	1.00	ppb		0.00
System Monitoring Compounds							
60) Bromofluorobenzene	16.14	95	38985	0.98	ppb		0.00
Spiked Amount 1.000	Range 70 - 130		Recovery = 98.00%				
Target Compounds							Qvalue
2) Propylene	2.78	41	14486	0.74	ppb		96
3) Freon 12	2.82	85	100798	0.78	ppb		97
4) Chloromethane	2.95	50	31627	0.79	ppb		95
5) Freon 114	2.95	85	91386	0.80	ppb		96
6) Vinyl Chloride	3.07	62	29369	0.82	ppb		97
7) 1,3-butadiene	3.14	39	22495	0.88	ppb		79
8) Bromomethane	3.37	94	36743	0.82	ppb		100
9) Ethanol	3.60	45	10225	0.85	ppb	#	22
10) Acrolein	3.98	56	8060	0.75	ppb		95
11) Chloroethane	3.48	64	11979	0.82	ppb		100
12) Vinyl Bromide	3.70	106	35267	0.80	ppb		98
13) Freon 11	3.90	101	97747	0.80	ppb		100
14) Acetone	4.05	58	13147	0.84	ppb	#	52
15) Isopropyl alcohol	4.13	45	28661	0.81	ppb		83
16) 1,1-dichloroethene	4.44	96	30578	0.87	ppb		97
17) Freon 113	4.60	101	66754	0.81	ppb		96
18) Methylene chloride	4.81	84	26656	0.83	ppb		99
19) Allyl chloride	4.80	41	29544	0.87	ppb		89
20) Carbon disulfide	4.93	76	67105	0.78	ppb		98
21) trans-1,2-dichloroethene	5.61	61	38352	0.80	ppb		95
22) methyl tert-butyl ether	5.67	73	53392	0.78	ppb		85
23) 1,1-dichloroethane	6.00	63	51650	0.82	ppb		99
24) Vinyl acetate	6.04	43	50591	0.77	ppb		97
25) Methyl Ethyl Ketone	6.50	72	9450	0.73	ppb	#	1
26) cis-1,2-dichloroethene	6.85	61	33269	0.76	ppb		92
27) Hexane	6.49	57	28706	0.63	ppb		97
28) Ethyl acetate	7.09	43	33650	0.74	ppb		99
29) Chloroform	7.43	83	74094	0.81	ppb		97
30) Tetrahydrofuran	7.62	42	14437	0.71	ppb		96
31) 1,2-dichloroethane	8.49	62	46432	0.81	ppb		96
33) 1,1,1-trichloroethane	8.20	97	73190	0.81	ppb		100
34) Cyclohexane	8.88	56	25443	0.82	ppb		95
35) Carbon tetrachloride	8.82	117	93123	0.78	ppb		97
36) Benzene	8.79	78	71239	0.79	ppb		99
37) Methyl methacrylate	10.64	41	22392	0.83	ppb		96
38) 1,4-dioxane	10.64	88	11421	0.77	ppb		97
39) 2,2,4-trimethylpentane	9.76	57	80614	0.78	ppb		96
40) Heptane	10.18	43	27171	0.79	ppb		98
41) Trichloroethene	10.26	130	44913	0.82	ppb		97
42) 1,2-dichloropropane	10.38	63	25187	0.79	ppb		98
43) Bromodichloromethane	10.79	83	76462	0.81	ppb		98
44) cis-1,3-dichloropropene	11.74	75	33899	0.75	ppb		96
45) trans-1,3-dichloropropene	12.58	75	25651	0.82	ppb	#	100

(#) = qualifier out of range (m) = manual integration

Quantitation Report (QT Reviewed)

Data File : C:\HPCHEM\1\DATA\AJ040207.D Vial: 8
Acq On : 3 Apr 2012 3:04 am Operator: RJP
Sample : A1UG_0.75 Inst : MSD #1
Misc : Method-A402_1UG Multiplr: 1.00
MS Integration Params: RTEINT.P
Quant Time: Apr 03 08:46:13 2012 Quant Results File: A402_1UG.RES

Quant Method : C:\HPCHEM\1\METHODS\A402_1UG.M (RTE Integrator)
Title : TO-15 VOA Standards for 5 point calibration
Last Update : Tue Apr 03 08:44:58 2012
Response via : Continuing Cal File: C:\HPCHEM\1\DATA\AJ040208.D
DataAcq Meth : A402_1UG

	Compound	R.T.	QIon	Response	Conc	Unit		Qvalue
46)	1,1,2-trichloroethane	12.89	97	37651	0.80	ppb	#	100
48)	Toluene	12.61	92	45854	0.80	ppb		97
49)	Methyl Isobutyl Ketone	11.71	43	32492	0.81	ppb		94
50)	Dibromochloromethane	13.57	129	86673	0.81	ppb		98
51)	Methyl Butyl Ketone	13.15	43	28202	0.81	ppb		88
52)	1,2-dibromoethane	13.82	107	55718	0.82	ppb		98
53)	Tetrachloroethylene	13.66	164	51682	0.80	ppb		96
54)	Chlorobenzene	14.62	112	78310	0.82	ppb		99
55)	Ethylbenzene	14.90	91	99368	0.77	ppb		99
56)	m&p-xylene	15.09	91	175551	1.55	ppb		97
57)	Styrene	15.49	104	55066	0.79	ppb		97
58)	Bromoform	15.57	173	92842	0.82	ppb		100
59)	o-xylene	15.52	91	119804	0.79	ppb		98
61)	1,1,2,2-tetrachloroethane	15.96	83	82104	0.82	ppb		100
62)	2-Chlorotoluene	16.58	91	80395	0.79	ppb		98
63)	4-ethyltoluene	16.72	105	98282	0.75	ppb		100
64)	1,3,5-trimethylbenzene	16.78	105	114261	0.77	ppb		74
65)	1,2,4-trimethylbenzene	17.19	105	85492	0.76	ppb		99
66)	1,3-dichlorobenzene	17.44	146	78893	0.79	ppb		99
67)	benzyl chloride	17.51	91	50227	0.78	ppb		95
68)	1,4-dichlorobenzene	17.56	146	72906	0.78	ppb		97
69)	1,2-dichlorobenzene	17.85	146	80043	0.81	ppb		99
70)	1,2,4-trichlorobenzene	19.50	180	31871	0.84	ppb		93
71)	Naphthalene	19.65	128	49929	0.79	ppb		99
72)	Hexachloro-1,3-butadiene	19.76	225	55237	0.79	ppb		97

(#) = qualifier out of range (m) = manual integration (+) = signals summed

Quantitation Report (QT Reviewed)

Data File : C:\HPCHEM\1\DATA\AJ040207.D Vial: 8
Acq On : 3 Apr 2012 3:04 am Operator: RJP
Sample : A1UG_0.75 Inst : MSD #1
Misc : Method-A402_1UG Multiplr: 1.00
MS Integration Params: RTEINT.P
Quant Time: Apr 3 8:46 2012 Quant Results File: A402_1UG.RES

Method : C:\HPCHEM\1\METHODS\A402_1UG.M (RTE Integrator)
Title : TO-15 VOA Standards for 5 point calibration
Last Update : Tue Apr 10 11:43:04 2012
Response via : Continuing Cal File: C:\HPCHEM\1\DATA\AJ040208.D

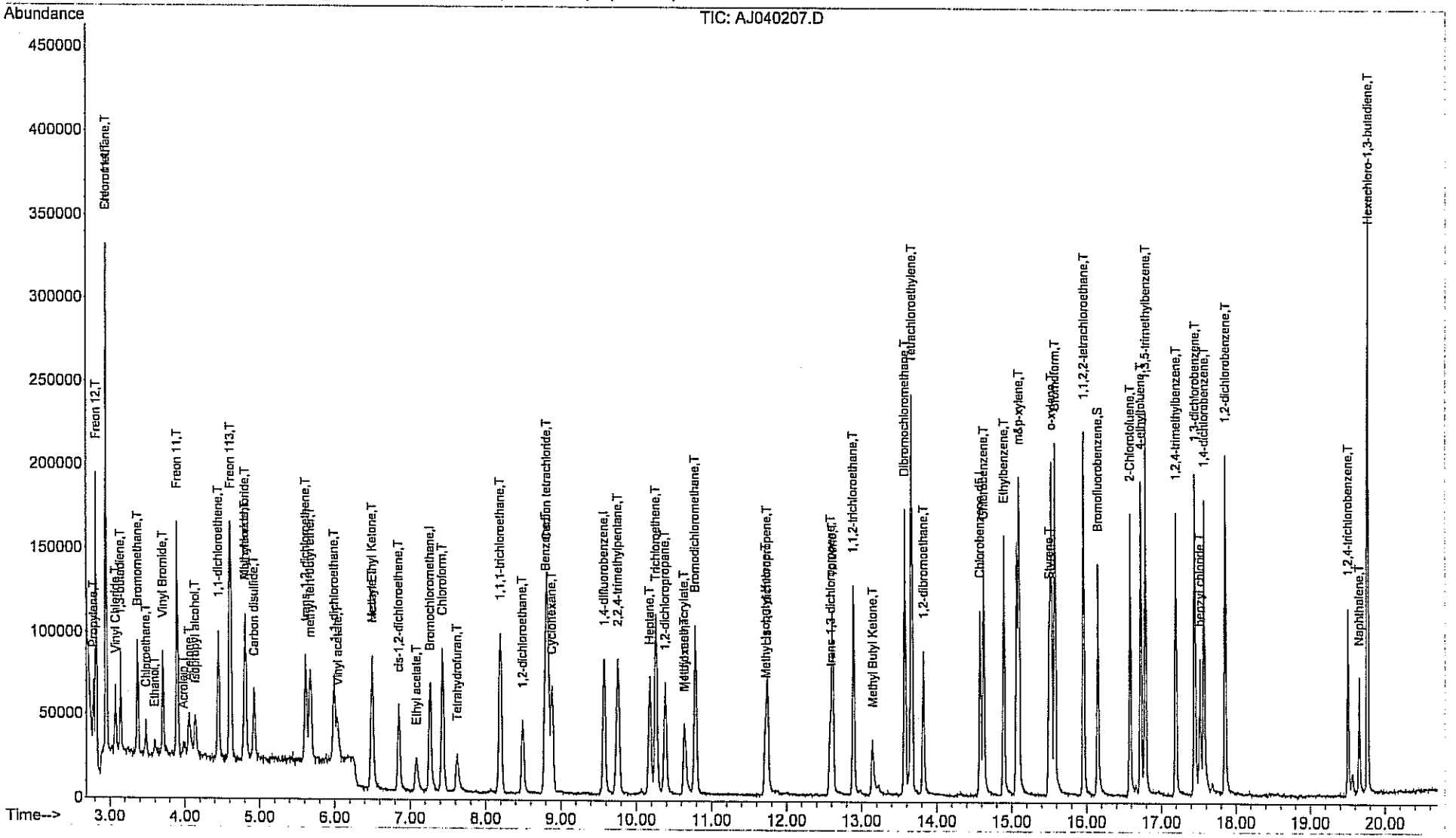

Centek Laboratories, LLC

Quantitation Report (QT Reviewed)

Data File : C:\HPCHEM\1\DATA\AJ040208.D Vial: 9
Acq On : 3 Apr 2012 3:39 am Operator: RJP
Sample : A1UG_1.0 Inst : MSD #1
Misc : Method-A402_1UG Multiplr: 1.00
MS Integration Params: RTEINT.P
Quant Time: Apr 03 08:46:21 2012 Quant Results File: A402_1UG.RES

Quant Method : C:\HPCHEM\1\METHODS\A402_1UG.M (RTE Integrator)
Title : TO-15 VOA Standards for 5 point calibration
Last Update : Tue Apr 03 08:44:58 2012
Response via : Continuing Cal File: C:\HPCHEM\1\DATA\AJ040208.D
DataAcq Meth : A402_1UG

Internal Standards	R.T.	QIon	Response	Conc	Units		Dev(Min)
1) Bromochloromethane	7.27	128	23476	1.00	ppb		0.00
32) 1,4-difluorobenzene	9.57	114	84683	1.00	ppb		0.00
47) Chlorobenzene-d5	14.58	117	63995	1.00	ppb		0.00
System Monitoring Compounds							
60) Bromofluorobenzene	16.14	95	40943	1.00	ppb		0.00
Spiked Amount 1.000	Range 70 - 130		Recovery = 100.00%				
Target Compounds							Qvalue
2) Propylene	2.78	41	19410	1.00	ppb		91
3) Freon 12	2.82	85	127803	1.00	ppb		99
4) Chloromethane	2.95	50	39553	1.00	ppb		96
5) Freon 114	2.95	85	113779	1.00	ppb		96
6) Vinyl Chloride	3.07	62	35595	1.00	ppb		99
7) 1,3-butadiene	3.14	39	25368	1.00	ppb		94
8) Bromomethane	3.37	94	44461	1.00	ppb		98
9) Ethanol	3.60	45	11348m	0.95	ppb		
10) Acrolein	3.97	56	10656	1.00	ppb		94
11) Chloroethane	3.48	64	14590	1.00	ppb		100
12) Vinyl Bromide	3.70	106	43969	1.00	ppb		97
13) Freon 11	3.89	101	121898	1.00	ppb		100
14) Acetone	4.05	58	15555	1.00	ppb	#	78
15) Isopropyl alcohol	4.13	45	35215	1.00	ppb	#	45
16) 1,1-dichloroethene	4.45	96	35047	1.00	ppb		95
17) Freon 113	4.61	101	81773	1.00	ppb		98
18) Methylene chloride	4.81	84	31973	1.00	ppb		95
19) Allyl chloride	4.80	41	33790	1.00	ppb		94
20) Carbon disulfide	4.92	76	85108	1.00	ppb		99
21) trans-1,2-dichloroethene	5.61	61	47860	1.00	ppb		95
22) methyl tert-butyl ether	5.67	73	68298	1.00	ppb		83
23) 1,1-dichloroethane	5.99	63	62356	1.00	ppb		97
24) Vinyl acetate	6.03	43	65568	1.00	ppb		95
25) Methyl Ethyl Ketone	6.49	72	12900	1.00	ppb	#	1
26) cis-1,2-dichloroethene	6.85	61	43508	1.00	ppb		91
27) Hexane	6.49	57	45316	1.00	ppb		90
28) Ethyl acetate	7.07	43	45241	1.00	ppb		98
29) Chloroform	7.43	83	90816	1.00	ppb		97
30) Tetrahydrofuran	7.62	42	20651m	1.02	ppb		
31) 1,2-dichloroethane	8.49	62	57187	1.00	ppb		96
33) 1,1,1-trichloroethane	8.19	97	89854	1.00	ppb		99
34) Cyclohexane	8.88	56	31115	1.00	ppb		96
35) Carbon tetrachloride	8.82	117	118745	1.00	ppb		99
36) Benzene	8.79	78	90145	1.00	ppb		98
37) Methyl methacrylate	10.63	41	26929	1.00	ppb		97
38) 1,4-dioxane	10.63	88	14906	1.00	ppb		94
39) 2,2,4-trimethylpentane	9.76	57	102847	1.00	ppb		97
40) Heptane	10.18	43	34248	1.00	ppb		96
41) Trichloroethene	10.26	130	54586	1.00	ppb		99
42) 1,2-dichloropropane	10.38	63	31850	1.00	ppb		96
43) Bromodichloromethane	10.78	83	94337	1.00	ppb		97
44) cis-1,3-dichloropropene	11.74	75	45210	1.00	ppb		97
45) trans-1,3-dichloropropene	12.58	75	31435	1.00	ppb	#	100

(#) = qualifier out of range (m) = manual integration

Quantitation Report (QT Reviewed)

Data File : C:\HPCHEM\1\DATA\AJ040208.D Vial: 9
Acq On : 3 Apr 2012 3:39 am Operator: RJP
Sample : A1UG_1.0 Inst : MSD #1
Misc : Method-A402_1UG Multiplr: 1.00
MS Integration Params: RTEINT.P
Quant Time: Apr 03 08:46:21 2012 Quant Results File: A402_1UG.RES

Quant Method : C:\HPCHEM\1\METHODS\A402_1UG.M (RTE Integrator)
Title : TO-15 VOA Standards for 5 point calibration
Last Update : Tue Apr 03 08:44:58 2012
Response via : Continuing Cal File: C:\HPCHEM\1\DATA\AJ040208.D
DataAcq Meth : A402_1UG

Compound	R.T.	QIon	Response	Conc	Unit		Qvalue
46) 1,1,2-trichloroethane	12.89	97	47107	1.00	ppb	#	100
48) Toluene	12.61	92	58828	1.00	ppb		95
49) Methyl Isobutyl Ketone	11.71	43	41047	1.00	ppb		98
50) Dibromochloromethane	13.57	129	109683	1.00	ppb		98
51) Methyl Butyl Ketone	13.14	43	35615	1.00	ppb		95
52) 1,2-dibromoethane	13.82	107	69374	1.00	ppb		95
53) Tetrachloroethylene	13.67	164	65814	1.00	ppb		99
54) Chlorobenzene	14.62	112	98300	1.00	ppb		96
55) Ethylbenzene	14.89	91	132219	1.00	ppb		98
56) m&p-xylene	15.09	91	231928	2.00	ppb		97
57) Styrene	15.50	104	71335	1.00	ppb		97
58) Bromoform	15.57	173	116503	1.00	ppb		100
59) o-xylene	15.52	91	154738	1.00	ppb		99
61) 1,1,2,2-tetrachloroethane	15.96	83	102091	1.00	ppb		99
62) 2-Chlorotoluene	16.58	91	104683	1.00	ppb		100
63) 4-ethyltoluene	16.72	105	134949	1.00	ppb		99
64) 1,3,5-trimethylbenzene	16.78	105	152439	1.00	ppb		74
65) 1,2,4-trimethylbenzene	17.19	105	114666	1.00	ppb		99
66) 1,3-dichlorobenzene	17.44	146	101916	1.00	ppb		99
67) benzyl chloride	17.51	91	65581	1.00	ppb		98
68) 1,4-dichlorobenzene	17.56	146	96172	1.00	ppb		98
69) 1,2-dichlorobenzene	17.85	146	101048	1.00	ppb		97
70) 1,2,4-trichlorobenzene	19.50	180	38644	1.00	ppb		99
71) Naphthalene	19.65	128	64865	1.00	ppb		99
72) Hexachloro-1,3-butadiene	19.76	225	71395	1.00	ppb		97

(#) = qualifier out of range (m) = manual integration (+) = signals summed

Data File : C:\HPCHEM\1\DATA\AJ040208.D
Acq On : 3 Apr 2012 3:39 am
Sample : A1UG_1.0
Misc : Method-A402_1UG
MS Integration Params: RTEINT.P
Quant Time: Apr 3 8:51 2012

Vial: 9
Operator: RJP
Inst : MSD #1
Multiplr: 1.00

Quant Results File: A402_1UG.RES

Method : C:\HPCHEM\1\METHODS\A402_1UG.M (RTE Integrator)
Title : TO-15 VOA Standards for 5 point calibration
Last Update : Tue Apr 10 11:43:04 2012
Response via : Continuing Cal File: C:\HPCHEM\1\DATA\AJ040208.D

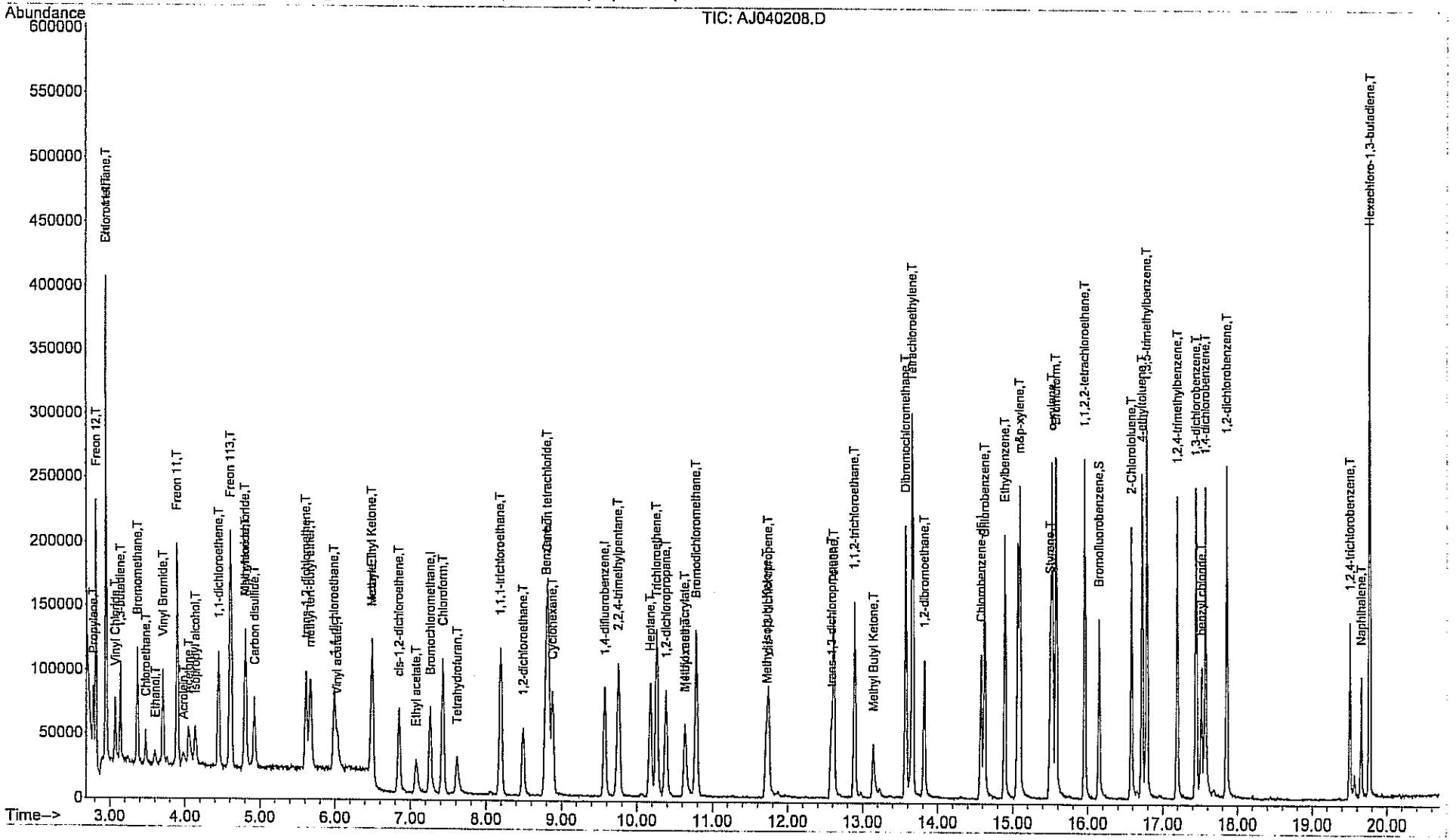

AJ040208.D A402_1UG.M Tue Apr 17 08:34:48 2012 MSD1

Centek Laboratories, LLC

Quantitation Report (QT Reviewed)

Data File : C:\HPCHEM\1\DATA\AJ040209.D Vial: 10
Acq On : 3 Apr 2012 4:14 am Operator: RJP
Sample : A1UG_1.25 Inst : MSD #1
Misc : Method-A402_1UG Multiplr: 1.00
MS Integration Params: RTEINT.P
Quant Time: Apr 03 08:46:32 2012 Quant Results File: A402_1UG.RES

Quant Method : C:\HPCHEM\1\METHODS\A402_1UG.M (RTE Integrator)
Title : TO-15 VOA Standards for 5 point calibration
Last Update : Tue Apr 03 08:44:58 2012
Response via : Continuing Cal File: C:\HPCHEM\1\DATA\AJ040208.D
DataAcq Meth : A402_1UG

Internal Standards	R.T.	QIon	Response	Conc	Units		Dev(Min)
1) Bromochloromethane	7.26	128	23735	1.00	ppb		0.00
32) 1,4-difluorobenzene	9.57	114	88118	1.00	ppb		0.00
47) Chlorobenzene-d5	14.58	117	65366	1.00	ppb		0.00
System Monitoring Compounds							
60) Bromofluorobenzene	16.15	95	42519	1.02	ppb		0.00
Spiked Amount 1.000	Range 70 - 130		Recovery = 102.00%				
Target Compounds							Qvalue
2) Propylene	2.78	41	21928	1.12	ppb		97
3) Freon 12	2.82	85	152056	1.18	ppb		99
4) Chloromethane	2.95	50	48030	1.20	ppb		97
5) Freon 114	2.95	85	138930	1.21	ppb		95
6) Vinyl Chloride	3.07	62	43888	1.22	ppb		96
7) 1,3-butadiene	3.14	39	32346	1.26	ppb		85
8) Bromomethane	3.36	94	56127	1.25	ppb		98
9) Ethanol	3.60	45	13854	1.15	ppb	#	15
10) Acrolein	3.97	56	12297	1.14	ppb		84
11) Chloroethane	3.48	64	16982	1.15	ppb		99
12) Vinyl Bromide	3.70	106	54253	1.22	ppb		94
13) Freon 11	3.90	101	149049	1.21	ppb		99
14) Acetone	4.05	58	18496m	1.18	ppb		
15) Isopropyl alcohol	4.13	45	44769m	1.26	ppb		
16) 1,1-dichloroethene	4.45	96	42481	1.20	ppb		94
17) Freon 113	4.61	101	100047	1.21	ppb		95
18) Methylene chloride	4.81	84	38651	1.20	ppb		98
19) Allyl chloride	4.79	41	42565	1.25	ppb		93
20) Carbon disulfide	4.92	76	101939	1.18	ppb		99
21) trans-1,2-dichloroethene	5.61	61	58125	1.20	ppb		96
22) methyl tert-butyl ether	5.67	73	83166	1.20	ppb		86
23) 1,1-dichloroethane	5.99	63	76197	1.21	ppb		98
24) Vinyl acetate	6.03	43	80533	1.21	ppb		99
25) Methyl Ethyl Ketone	6.48	72	17350	1.33	ppb		99
26) cis-1,2-dichloroethene	6.85	61	52243	1.19	ppb		95
27) Hexane	6.50	57	56985	1.24	ppb		90
28) Ethyl acetate	7.07	43	52530	1.15	ppb		99
29) Chloroform	7.43	83	107761	1.17	ppb		99
30) Tetrahydrofuran	7.62	42	25448	1.24	ppb		97
31) 1,2-dichloroethane	8.49	62	71477	1.24	ppb		96
33) 1,1,1-trichloroethane	8.19	97	111331	1.19	ppb		99
34) Cyclohexane	8.88	56	40048	1.24	ppb		93
35) Carbon tetrachloride	8.82	117	143806	1.16	ppb		99
36) Benzene	8.78	78	111742	1.19	ppb		99
37) Methyl methacrylate	10.64	41	35696	1.27	ppb		96
38) 1,4-dioxane	10.63	88	18609	1.20	ppb		95
39) 2,2,4-trimethylpentane	9.75	57	130329	1.22	ppb		99
40) Heptane	10.18	43	43673	1.23	ppb		99
41) Trichloroethene	10.26	130	69536	1.22	ppb		95
42) 1,2-dichloropropane	10.39	63	37857	1.14	ppb		94
43) Bromodichloromethane	10.79	83	118254	1.20	ppb		96
44) cis-1,3-dichloropropene	11.74	75	56461	1.20	ppb		95
45) trans-1,3-dichloropropene	12.58	75	40265	1.23	ppb	#	100

(#) = qualifier out of range (m) = manual integration

Data File : C:\HPCHEM\1\DATA\AJ040209.D Vial: 10
Acq On : 3 Apr 2012 4:14 am Operator: RJP
Sample : A1UG_1.25 Inst : MSD #1
Misc : Method-A402_1UG Multiplr: 1.00
MS Integration Params: RTEINT.P
Quant Time: Apr 03 08:46:32 2012 Quant Results File: A402_1UG.RES

Quant Method : C:\HPCHEM\1\METHODS\A402_1UG.M (RTE Integrator)
Title : TO-15 VOA Standards for 5 point calibration
Last Update : Tue Apr 03 08:44:58 2012
Response via : Continuing Cal File: C:\HPCHEM\1\DATA\AJ040208.D
DataAcq Meth : A402_1UG

	Compound	R.T.	QIon	Response	Conc	Unit		Qvalue
46)	1,1,2-trichloroethane	12.89	97	58662	1.20	ppb	#	100
48)	Toluene	12.61	92	75582	1.26	ppb		95
49)	Methyl Isobutyl Ketone	11.71	43	53383	1.27	ppb		94
50)	Dibromochloromethane	13.57	129	135698	1.21	ppb		100
51)	Methyl Butyl Ketone	13.13	43	45919	1.26	ppb		95
52)	1,2-dibromoethane	13.82	107	87709	1.24	ppb		100
53)	Tetrachloroethylene	13.66	164	77763	1.16	ppb		95
54)	Chlorobenzene	14.62	112	123263	1.23	ppb		97
55)	Ethylbenzene	14.89	91	166814	1.24	ppb		99
56)	m&p-xylene	15.09	91	289755	2.45	ppb		99
57)	Styrene	15.50	104	91749	1.26	ppb		100
58)	Bromoform	15.57	173	144219	1.21	ppb		99
59)	o-xylene	15.52	91	165039	1.04	ppb		89
61)	1,1,2,2-tetrachloroethane	15.96	83	126603	1.21	ppb		99
62)	2-Chlorotoluene	16.58	91	129307	1.21	ppb		100
63)	4-ethyltoluene	16.72	105	175155	1.27	ppb		98
64)	1,3,5-trimethylbenzene	16.78	105	190505	1.22	ppb		72
65)	1,2,4-trimethylbenzene	17.19	105	146225	1.25	ppb		99
66)	1,3-dichlorobenzene	17.44	146	128272	1.23	ppb		99
67)	benzyl chloride	17.51	91	82994	1.24	ppb		97
68)	1,4-dichlorobenzene	17.56	146	124077	1.26	ppb		98
69)	1,2-dichlorobenzene	17.85	146	124087	1.20	ppb		97
70)	1,2,4-trichlorobenzene	19.50	180	51814	1.31	ppb		98
71)	Naphthalene	19.65	128	87795	1.33	ppb		98
72)	Hexachloro-1,3-butadiene	19.76	225	89589	1.23	ppb		97

(#) = qualifier out of range (m) = manual integration (+) = signals summed

Quantitation Report (QT Reviewed)

Data File : C:\HPCHEM\1\DATA\AJ040209.D Vial: 10
Acq On : 3 Apr 2012 4:14 am Operator: RJP
Sample : A1UG_1.25 Inst : MSD #1
Misc : Method-A402_1UG Multiplr: 1.00
MS Integration Params: RTEINT.P
Quant Time: Apr 3 8:52 2012 Quant Results File: A402_1UG.RES

Method : C:\HPCHEM\1\METHODS\A402_1UG.M (RTE Integrator)
Title : TO-15 VOA Standards for 5 point calibration
Last Update : Tue Apr 10 11:43:04 2012
Response via : Continuing Cal File: C:\HPCHEM\1\DATA\AJ040208.D

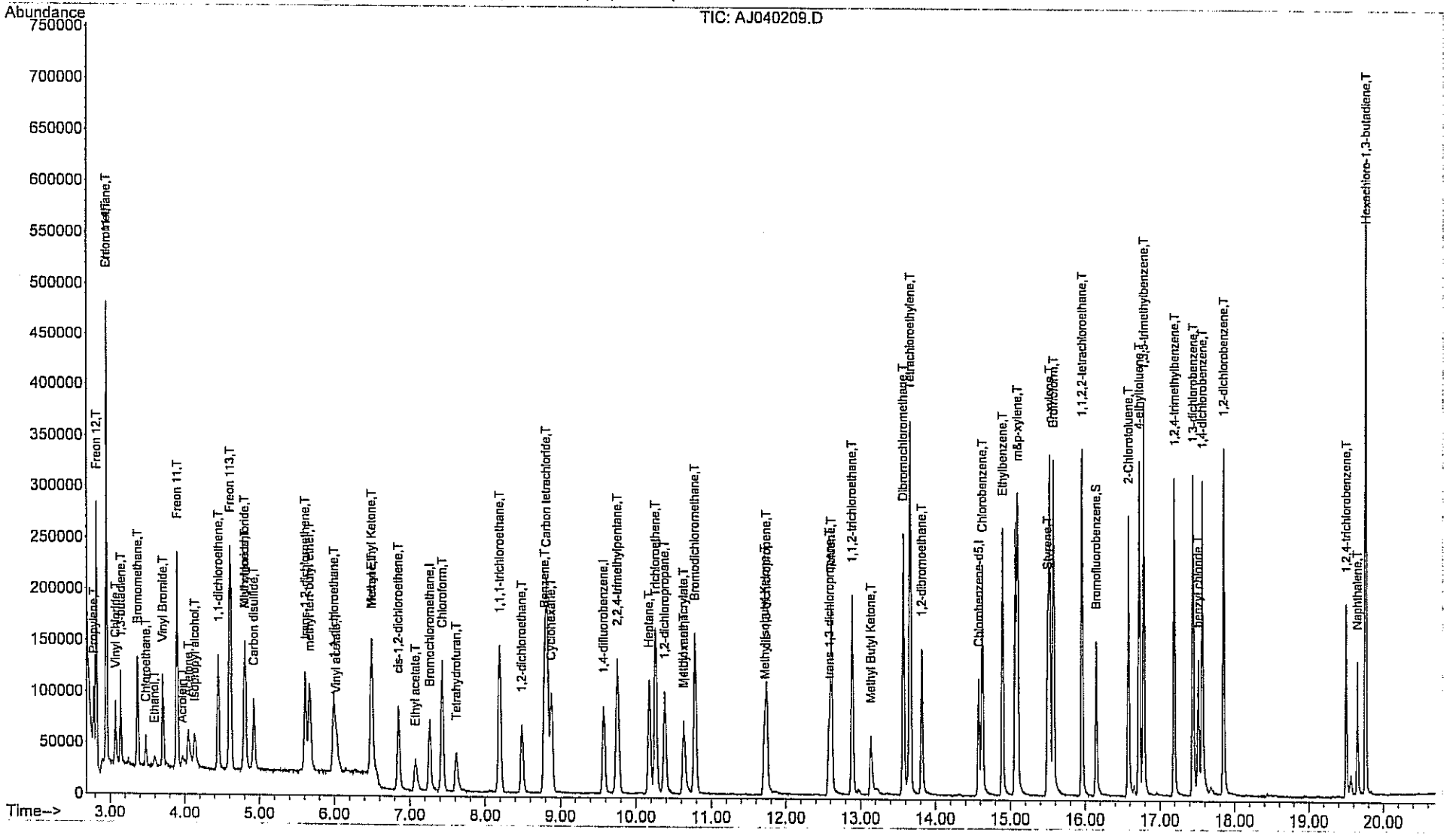

AJ040209.D A402_1UG.M Tue Apr 17 08:34:51 2012 MSD1

Centek Laboratories, LLC

Quantitation Report (QT Reviewed)

Data File : C:\HPCHEM\1\DATA\AJ040210.D Vial: 11
Acq On : 3 Apr 2012 4:49 am Operator: RJP
Sample : A1UG_1.50 Inst : MSD #1
Misc : Method-A402_1UG Multiplr: 1.00
MS Integration Params: RTEINT.P
Quant Time: Apr 03 08:46:43 2012 Quant Results File: A402_1UG.RES

Quant Method : C:\HPCHEM\1\METHODS\A402_1UG.M (RTE Integrator)
Title : TO-15 VOA Standards for 5 point calibration
Last Update : Tue Apr 03 08:44:58 2012
Response via : Continuing Cal File: C:\HPCHEM\1\DATA\AJ040208.D
DataAcq Meth : A402_1UG

Internal Standards	R.T.	QIon	Response	Conc	Units		Dev(Min)
1) Bromochloromethane	7.26	128	24913	1.00	ppb		0.00
32) 1,4-difluorobenzene	9.57	114	92374	1.00	ppb		0.00
47) Chlorobenzene-d5	14.58	117	68494	1.00	ppb		0.00
System Monitoring Compounds							
60) Bromofluorobenzene	16.15	95	47727	1.09	ppb		0.00
Spiked Amount 1.000	Range 70 - 130		Recovery = 109.00%				
Target Compounds							Qvalue
2) Propylene	2.78	41	29483	1.43	ppb		94
3) Freon 12	2.81	85	204808	1.51	ppb		100
4) Chloromethane	2.95	50	63536	1.51	ppb		99
5) Freon 114	2.95	85	181673	1.50	ppb		97
6) Vinyl Chloride	3.07	62	59072	1.56	ppb		97
7) 1,3-butadiene	3.14	39	36802	1.37	ppb		98
8) Bromomethane	3.37	94	73871	1.57	ppb		97
9) Ethanol	3.60	45	16257	1.29	ppb	#	18
10) Acrolein	3.96	56	17569	1.55	ppb		98
11) Chloroethane	3.48	64	23383	1.51	ppb		99
12) Vinyl Bromide	3.70	106	71489	1.53	ppb		95
13) Freon 11	3.89	101	193060	1.49	ppb		98
14) Acetone	4.04	58	22942	1.39	ppb		98
15) Isopropyl alcohol	4.13	45	51338	1.37	ppb	#	45
16) 1,1-dichloroethene	4.44	96	57272	1.54	ppb		93
17) Freon 113	4.61	101	133162	1.53	ppb		97
18) Methylene chloride	4.81	84	51792	1.53	ppb		97
19) Allyl chloride	4.80	41	57271	1.60	ppb		89
20) Carbon disulfide	4.92	76	134397	1.49	ppb		97
21) trans-1,2-dichloroethene	5.61	61	79276	1.56	ppb		91
22) methyl tert-butyl ether	5.66	73	110793	1.53	ppb		88
23) 1,1-dichloroethane	5.99	63	103990	1.57	ppb		100
24) Vinyl acetate	6.02	43	105341	1.51	ppb		99
25) Methyl Ethyl Ketone	6.48	72	20354	1.49	ppb	#	92
26) cis-1,2-dichloroethene	6.85	61	69528	1.51	ppb		96
27) Hexane	6.50	57	61170	1.27	ppb		98
28) Ethyl acetate	7.07	43	72253	1.50	ppb		99
29) Chloroform	7.43	83	147128	1.53	ppb		99
30) Tetrahydrofuran	7.61	42	33736	1.57	ppb		96
31) 1,2-dichloroethane	8.49	62	97888	1.61	ppb		94
33) 1,1,1-trichloroethane	8.19	97	148102	1.51	ppb		100
34) Cyclohexane	8.87	56	55903	1.65	ppb		94
35) Carbon tetrachloride	8.82	117	194410	1.50	ppb		100
36) Benzene	8.79	78	149693	1.52	ppb		99
37) Methyl methacrylate	10.63	41	52371	1.78	ppb		97
38) 1,4-dioxane	10.62	88	26271	1.62	ppb		94
39) 2,2,4-trimethylpentane	9.75	57	180196	1.61	ppb		100
40) Heptane	10.18	43	61968	1.66	ppb		97
41) Trichloroethene	10.26	130	91450	1.54	ppb		99
42) 1,2-dichloropropane	10.38	63	51676	1.49	ppb		93
43) Bromodichloromethane	10.78	83	159435	1.55	ppb		99
44) cis-1,3-dichloropropene	11.74	75	81507	1.65	ppb		97
45) trans-1,3-dichloropropene	12.57	75	61418	1.79	ppb	#	100

(#) = qualifier out of range (m) = manual integration

Quantitation Report (QT Reviewed)

Data File : C:\HPCHEM\1\DATA\AJ040210.D Vial: 11
Acq On : 3 Apr 2012 4:49 am Operator: RJP
Sample : A1UG_1.50 Inst : MSD #1
Misc : Method-A402_1UG Multiplr: 1.00
MS Integration Params: RTEINT.P
Quant Time: Apr 03 08:46:43 2012 Quant Results File: A402_1UG.RES

Quant Method : C:\HPCHEM\1\METHODS\A402_1UG.M (RTE Integrator)
Title : TO-15 VOA Standards for 5 point calibration
Last Update : Tue Apr 03 08:44:58 2012
Response via : Continuing Cal File: C:\HPCHEM\1\DATA\AJ040208.D
DataAcq Meth : A402_1UG

	Compound	R.T.	QIon	Response	Conc	Unit		Qvalue
46)	1,1,2-trichloroethane	12.89	97	79754	1.55	ppb	#	100
48)	Toluene	12.61	92	107464	1.71	ppb		98
49)	Methyl Isobutyl Ketone	11.71	43	75780	1.72	ppb		97
50)	Dibromochloromethane	13.57	129	185587	1.58	ppb		100
51)	Methyl Butyl Ketone	13.14	43	67672	1.78	ppb		97
52)	1,2-dibromoethane	13.82	107	123248	1.66	ppb		99
53)	Tetrachloroethylene	13.66	164	108828	1.54	ppb		98
54)	Chlorobenzene	14.62	112	167158	1.59	ppb		99
55)	Ethylbenzene	14.89	91	233668	1.65	ppb		99
56)	m&p-xylene	15.09	91	415361	3.35	ppb		99
57)	Styrene	15.49	104	133457	1.75	ppb		99
58)	Bromoform	15.57	173	197273	1.58	ppb		100
59)	o-xylene	15.52	91	270895	1.64	ppb		100
61)	1,1,2,2-tetrachloroethane	15.96	83	169863	1.55	ppb		99
62)	2-Chlorotoluene	16.58	91	184179	1.64	ppb		98
63)	4-ethyltoluene	16.72	105	250758	1.74	ppb		99
64)	1,3,5-trimethylbenzene	16.78	105	258329	1.58	ppb		73
65)	1,2,4-trimethylbenzene	17.19	105	218580	1.78	ppb		100
66)	1,3-dichlorobenzene	17.44	146	178182	1.63	ppb		100
67)	benzyl chloride	17.51	91	122488	1.75	ppb		100
68)	1,4-dichlorobenzene	17.56	146	175654	1.71	ppb		99
69)	1,2-dichlorobenzene	17.85	146	174839	1.62	ppb		99
70)	1,2,4-trichlorobenzene	19.50	180	76305	1.84	ppb		97
71)	Naphthalene	19.65	128	139942	2.02	ppb		99
72)	Hexachloro-1,3-butadiene	19.76	225	121277	1.59	ppb		99

(#) = qualifier out of range (m) = manual integration (+) = signals summed

Quantitation Report (QT Reviewed)

Data File : C:\HPCHEM\1\DATA\AJ040210.D
Acq On : 3 Apr 2012 4:49 am
Sample : A1UG_1.50
Misc : Method-A402_1UG
MS Integration Params: RTEINT.P
Quant Time: Apr 3 8:46 2012

Vial: 11
Operator: RJP
Inst : MSD #1
Multiplr: 1.00

Quant Results File: A402_1UG.RES

Method : C:\HPCHEM\1\METHODS\A402_1UG.M (RTE Integrator)
Title : TO-15 VOA Standards for 5 point calibration
Last Update : Tue Apr 10 11:43:04 2012
Response via : Continuing Cal File: C:\HPCHEM\1\DATA\AJ040208.D

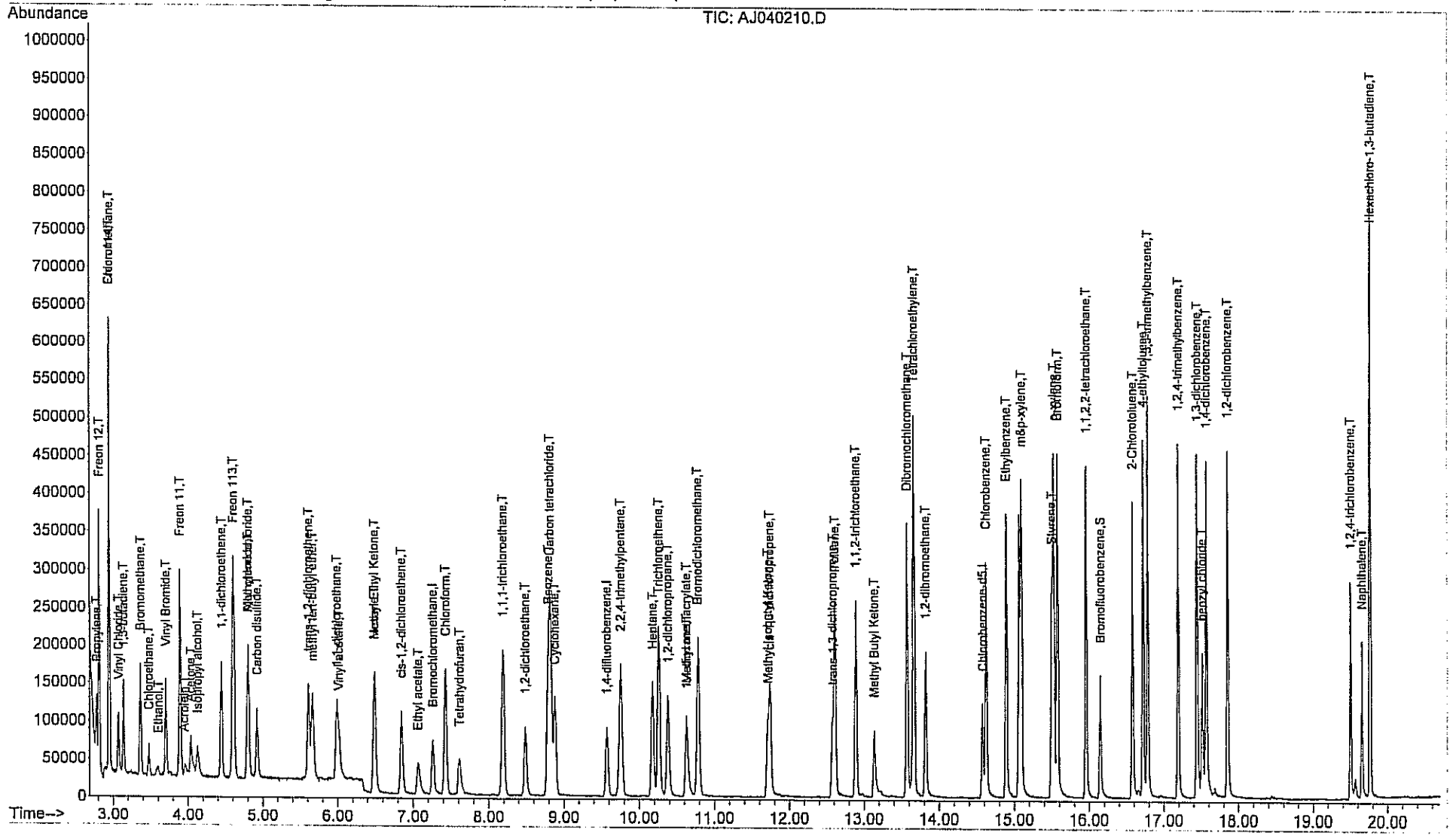

268
Centek Laboratories, LLC

Data File : C:\HPCHEM\1\DATA\AJ040211.D Vial: 12
Acq On : 3 Apr 2012 5:25 am Operator: RJP
Sample : A1UG_2.0 Inst : MSD #1
Misc : Method-A402_1UG Multiplr: 1.00
MS Integration Params: RTEINT.P
Quant Time: Apr 03 08:46:53 2012 Quant Results File: A402_1UG.RES

Quant Method : C:\HPCHEM\1\METHODS\A402_1UG.M (RTE Integrator)
Title : TO-15 VOA Standards for 5 point calibration
Last Update : Tue Apr 03 08:44:58 2012
Response via : Continuing Cal File: C:\HPCHEM\1\DATA\AJ040208.D
DataAcq Meth : A402_1UG

Internal Standards	R.T.	QIon	Response	Conc	Units		Dev(Min)
1) Bromochloromethane	7.26	128	24736	1.00	ppb		0.00
32) 1,4-difluorobenzene	9.57	114	92576	1.00	ppb		0.00
47) Chlorobenzene-d5	14.57	117	68308	1.00	ppb		0.00
System Monitoring Compounds							
60) Bromofluorobenzene	16.14	95	44209	1.01	ppb		0.00
Spiked Amount 1.000	Range 70 - 130		Recovery = 101.00%				
Target Compounds							Qvalue
2) Propylene	2.77	41	41155	2.01	ppb		90
3) Freon 12	2.81	85	276523	2.05	ppb		99
4) Chloromethane	2.94	50	85740	2.06	ppb		99
5) Freon 114	2.95	85	246015	2.05	ppb		95
6) Vinyl Chloride	3.07	62	77926	2.08	ppb		98
7) 1,3-butadiene	3.13	39	53070	1.99	ppb		93
8) Bromomethane	3.36	94	96650	2.06	ppb		99
9) Ethanol	3.58	45	23464	1.87	ppb	#	39
10) Acrolein	3.95	56	23845	2.12	ppb		99
11) Chloroethane	3.48	64	31217	2.03	ppb		97
12) Vinyl Bromide	3.70	106	96477	2.08	ppb		99
13) Freon 11	3.89	101	259558	2.02	ppb		100
14) Acetone	4.03	58	32905	2.01	ppb	#	82
15) Isopropyl alcohol	4.12	45	63476m	1.71	ppb		
16) 1,1-dichloroethene	4.44	96	78074	2.11	ppb		96
17) Freon 113	4.60	101	176858	2.05	ppb		97
18) Methylene chloride	4.81	84	68919	2.05	ppb		97
19) Allyl chloride	4.80	41	79108	2.22	ppb		91
20) Carbon disulfide	4.92	76	184276	2.05	ppb		97
21) trans-1,2-dichloroethene	5.61	61	105329	2.09	ppb		93
22) methyl tert-butyl ether	5.66	73	152200	2.11	ppb		88
23) 1,1-dichloroethane	5.99	63	135772	2.07	ppb		98
24) Vinyl acetate	6.01	43	150660	2.18	ppb		96
25) Methyl Ethyl Ketone	6.47	72	30706	2.26	ppb	#	94
26) cis-1,2-dichloroethene	6.85	61	96581	2.11	ppb		95
27) Hexane	6.49	57	101053	2.12	ppb		87
28) Ethyl acetate	7.06	43	104489	2.19	ppb		99
29) Chloroform	7.42	83	197634	2.07	ppb		99
30) Tetrahydrofuran	7.60	42	48050	2.26	ppb		98
31) 1,2-dichloroethane	8.49	62	130139	2.16	ppb		97
33) 1,1,1-trichloroethane	8.19	97	202067	2.06	ppb		100
34) Cyclohexane	8.87	56	76573	2.25	ppb		92
35) Carbon tetrachloride	8.82	117	262742	2.02	ppb		100
36) Benzene	8.78	78	207622	2.11	ppb		99
37) Methyl methacrylate	10.62	41	74294	2.52	ppb		99
38) 1,4-dioxane	10.61	88	36967	2.27	ppb		99
39) 2,2,4-trimethylpentane	9.75	57	252302	2.24	ppb		99
40) Heptane	10.17	43	86453	2.31	ppb		97
41) Trichloroethene	10.26	130	122600	2.05	ppb		99
42) 1,2-dichloropropane	10.38	63	71990	2.07	ppb		98
43) Bromodichloromethane	10.78	83	216434	2.10	ppb		98
44) cis-1,3-dichloropropene	11.74	75	115370	2.33	ppb		99
45) trans-1,3-dichloropropene	12.58	75	85761	2.50	ppb	#	100

(#) = qualifier out of range (m) = manual integration

Quantitation Report (QT Reviewed)

Data File : C:\HPCHEM\1\DATA\AJ040211.D Vial: 12
Acq On : 3 Apr 2012 5:25 am Operator: RJP
Sample : A1UG_2.0 Inst : MSD #1
Misc : Method-A402_1UG Multiplr: 1.00
MS Integration Params: RTEINT.P
Quant Time: Apr 03 08:46:53 2012 Quant Results File: A402_1UG.RES

Quant Method : C:\HPCHEM\1\METHODS\A402_1UG.M (RTE Integrator)
Title : TO-15 VOA Standards for 5 point calibration
Last Update : Tue Apr 03 08:44:58 2012
Response via : Continuing Cal File: C:\HPCHEM\1\DATA\AJ040208.D
DataAcq Meth : A402_1UG

	Compound	R.T.	QIon	Response	Conc	Unit		Qvalue
46)	1,1,2-trichloroethane	12.88	97	110862	2.15	ppb	#	100
48)	Toluene	12.61	92	154303	2.46	ppb		98
49)	Methyl Isobutyl Ketone	11.70	43	113956	2.60	ppb		97
50)	Dibromochloromethane	13.57	129	257510	2.20	ppb		99
51)	Methyl Butyl Ketone	13.13	43	102862	2.71	ppb		98
52)	1,2-dibromoethane	13.82	107	175419	2.37	ppb		99
53)	Tetrachloroethylene	13.66	164	149362	2.13	ppb		99
54)	Chlorobenzene	14.62	112	236270	2.25	ppb		98
55)	Ethylbenzene	14.89	91	342162	2.42	ppb		99
56)	m&p-xylene	15.09	91	588171	4.75	ppb		100
57)	Styrene	15.49	104	197835	2.60	ppb		100
58)	Bromoform	15.57	173	279074	2.24	ppb		99
59)	o-xylene	15.52	91	380036	2.30	ppb		99
61)	1,1,2,2-tetrachloroethane	15.96	83	238835	2.19	ppb		99
62)	2-Chlorotoluene	16.58	91	273472	2.45	ppb		99
63)	4-ethyltoluene	16.72	105	371276	2.58	ppb		98
64)	1,3,5-trimethylbenzene	16.78	105	374344	2.30	ppb		74
65)	1,2,4-trimethylbenzene	17.19	105	325448	2.66	ppb		99
66)	1,3-dichlorobenzene	17.44	146	265803	2.44	ppb		99
67)	benzyl chloride	17.51	91	189045	2.70	ppb		98
68)	1,4-dichlorobenzene	17.56	146	262100	2.55	ppb		100
69)	1,2-dichlorobenzene	17.85	146	254773	2.36	ppb		99
70)	1,2,4-trichlorobenzene	19.50	180	126503m	3.07	ppb		
71)	Naphthalene	19.65	128	254245m	3.67	ppb		
72)	Hexachloro-1,3-butadiene	19.76	225	197894	2.60	ppb		98

(#) = qualifier out of range (m) = manual integration (+) = signals summed

Quantitation Report (QT Reviewed)

Data File : C:\HPCHEM\1\DATA\AJ040211.D Vial: 12
Acq On : 3 Apr 2012 5:25 am Operator: RJP
Sample : A1UG_2.0 Inst : MSD #1
Misc : Method-A402_1UG Multiplr: 1.00
MS Integration Params: RTEINT.P
Quant Time: Apr 3 8:54 2012 Quant Results File: A402_1UG.RES

Method : C:\HPCHEM\1\METHODS\A402_1UG.M (RTE Integrator)
Title : TO-15 VOA Standards for 5 point calibration
Last Update : Tue Apr 10 11:43:04 2012
Response via : Continuing Cal File: C:\HPCHEM\1\DATA\AJ040208.D

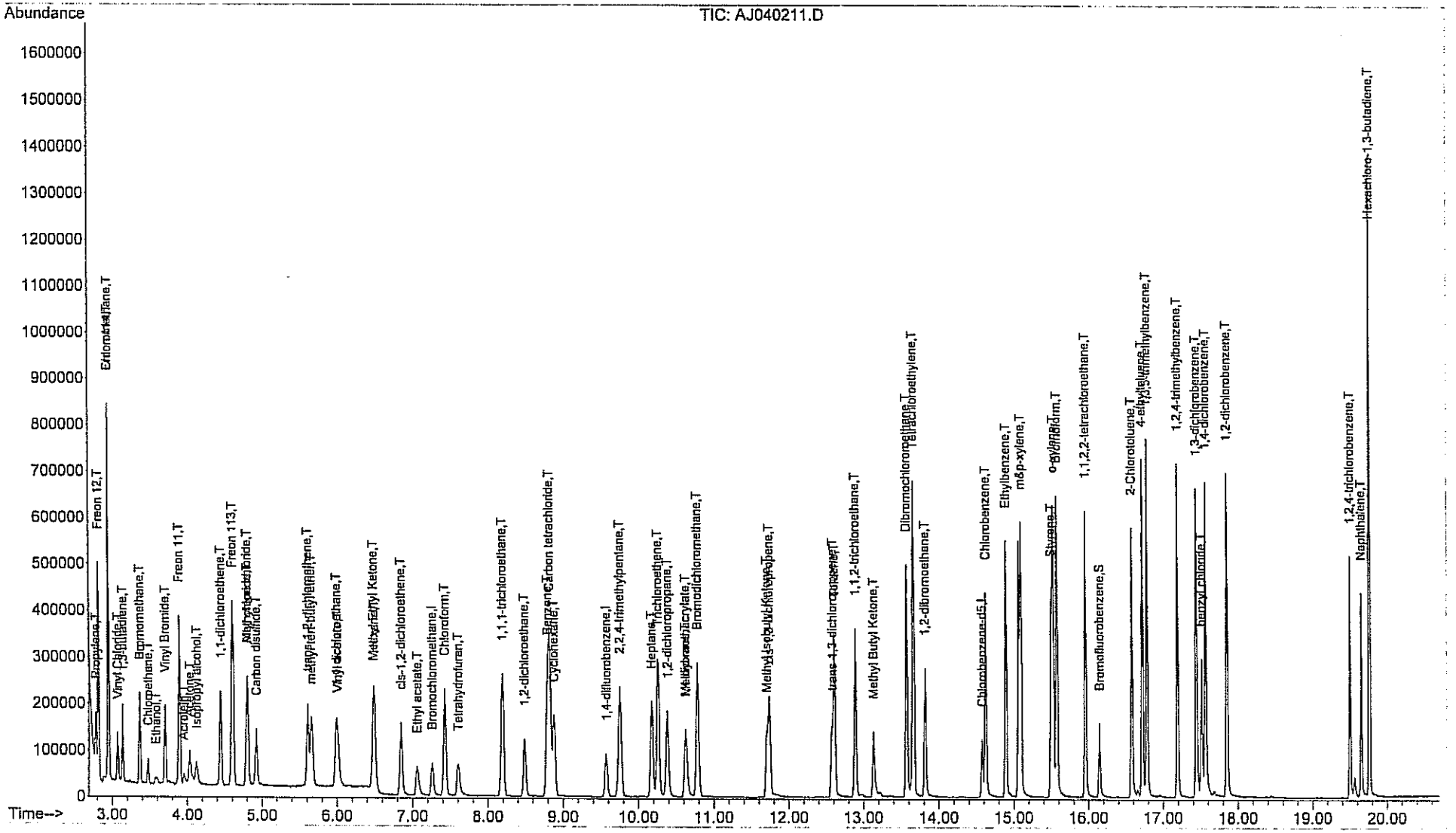

271

Centek Laboratories, LLC

Quantitation Report (QT Reviewed)

Data File : C:\HPCHEM\1\DATA\AJ040212.D Vial: 13
Acq On : 3 Apr 2012 5:58 am Operator: RJP
Sample : A1UG_0.04 Inst : MSD #1
Misc : Method-A402_1UG Multiplr: 1.00
MS Integration Params: RTEINT.P
Quant Time: Apr 03 08:47:04 2012 Quant Results File: A402_1UG.RES

Quant Method : C:\HPCHEM\1\METHODS\A402_1UG.M (RTE Integrator)
Title : TO-15 VOA Standards for 5 point calibration
Last Update : Tue Apr 03 08:44:58 2012
Response via : Continuing Cal File: C:\HPCHEM\1\DATA\AJ040208.D
DataAcq Meth : A402_1UG

Internal Standards	R.T.	QIon	Response	Conc	Units	Dev(Min)
1) Bromochloromethane	7.27	128	22723	1.00	ppb	0.00
32) 1,4-difluorobenzene	9.58	114	79923	1.00	ppb	0.00
47) Chlorobenzene-d5	14.58	117	57197	1.00	ppb	0.00
System Monitoring Compounds						
60) Bromofluorobenzene	16.14	95	29740	0.81	ppb	0.00
Spiked Amount 1.000	Range 70 - 130		Recovery = 81.00%			
Target Compounds						Qvalue
6) Vinyl Chloride	3.07	62	2458	0.07	ppb	96
35) Carbon tetrachloride	8.82	117	6301	0.06	ppb	90
41) Trichloroethene	10.26	130	2557	0.05	ppb	97

(#) = qualifier out of range (m) = manual integration (+) = signals summed

Quantitation Report (QT Reviewed)

Data File : C:\HPCHEM\1\DATA\AJ040212.D
Acq On : 3 Apr 2012 5:58 am
Sample : A1UG_0.04
Misc : Method-A402_1UG
MS Integration Params: RTEINT.P
Quant Time: Apr 3 8:55 2012

Vial: 13
Operator: RJP
Inst : MSD #1
Multiplr: 1.00

Quant Results File: A402_1UG.RES

Method : C:\HPCHEM\1\METHODS\A402_1UG.M (RTE Integrator)
Title : TO-15 VOA Standards for 5 point calibration
Last Update : Tue Apr 10 11:43:04 2012
Response via : Continuing Cal File: C:\HPCHEM\1\DATA\AJ040208.D

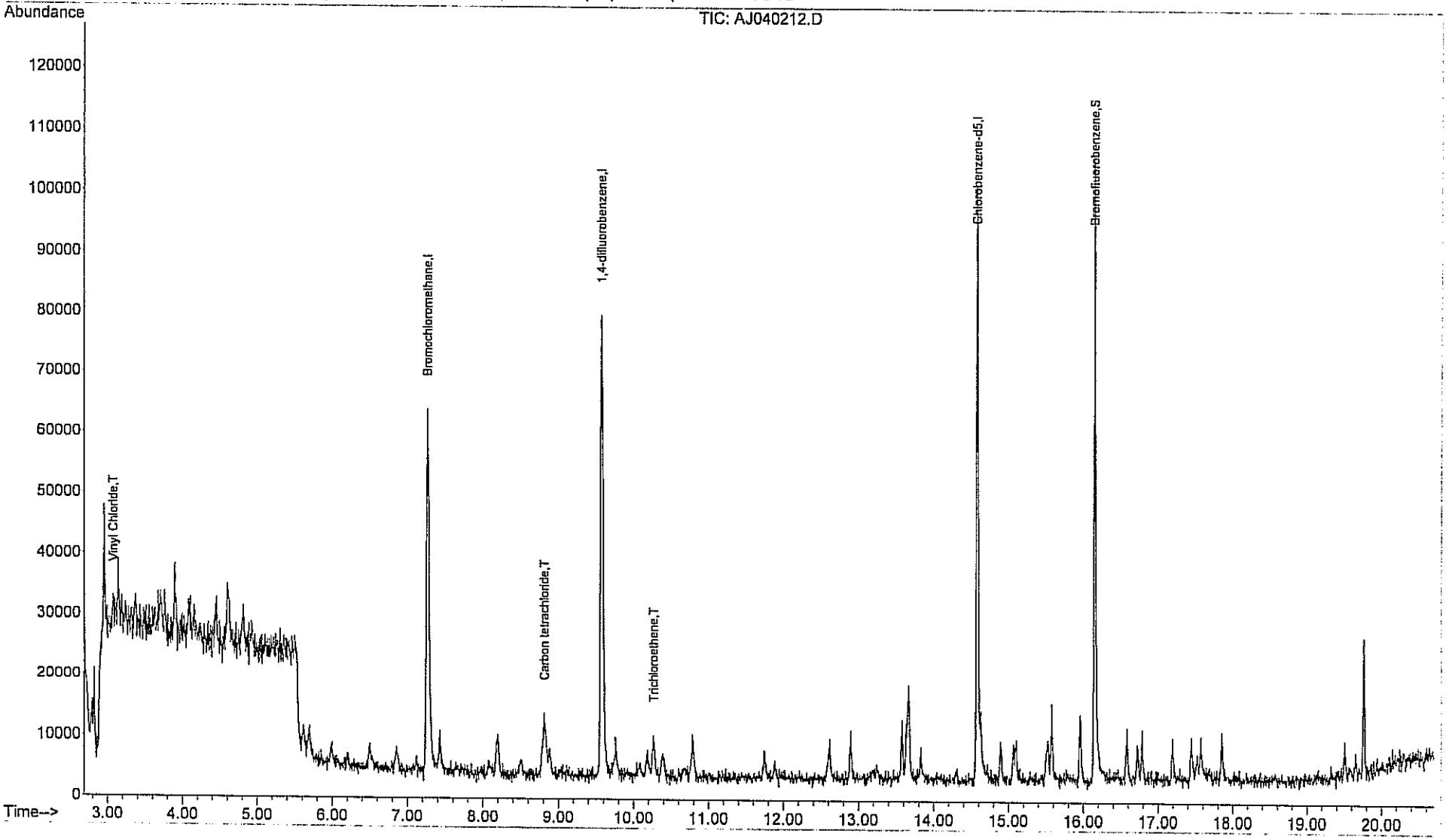

AJ040212.D A402_1UG.M Tue Apr 17 08:35:01 2012 MSD1

Centek Laboratories, LLC

Quantitation Report (QT Reviewed)

Data File : C:\HPCHEM\1\DATA\AJ040213.D Vial: 16
Acq On : 3 Apr 2012 7:37 am Operator: RJP
Sample : A1UG_0.30 Inst : MSD #1
Misc : Method-A402_1UG Multiplr: 1.00
MS Integration Params: RTEINT.P
Quant Time: Apr 03 08:47:13 2012 Quant Results File: A402_1UG.RES

Quant Method : C:\HPCHEM\1\METHODS\A402_1UG.M (RTE Integrator)
Title : TO-15 VOA Standards for 5 point calibration
Last Update : Tue Apr 03 08:44:58 2012
Response via : Continuing Cal File: C:\HPCHEM\1\DATA\AJ040208.D
DataAcq Meth : A402_1UG

Internal Standards	R.T.	QIon	Response	Conc	Units		Dev(Min)
1) Bromochloromethane	7.27	128	21590	1.00	ppb		0.00
32) 1,4-difluorobenzene	9.58	114	77967	1.00	ppb		0.01
47) Chlorobenzene-d5	14.58	117	54271	1.00	ppb		0.00
System Monitoring Compounds							
60) Bromofluorobenzene	16.15	95	31568	0.91	ppb		0.00
Spiked Amount 1.000	Range 70 - 130		Recovery = 91.00%				
Target Compounds							Qvalue
2) Propylene	2.80	41	5875	0.33	ppb		94
3) Freon 12	2.83	85	39664	0.34	ppb		99
4) Chloromethane	2.96	50	12502	0.34	ppb		99
5) Freon 114	2.97	85	35160	0.34	ppb		97
6) Vinyl Chloride	3.09	62	11546	0.35	ppb		98
7) 1,3-butadiene	3.16	39	7382m	0.32	ppb		
8) Bromomethane	3.38	94	13572	0.33	ppb		99
9) Ethanol	3.63	45	3465m	0.32	ppb		
10) Acrolein	4.04	56	2765	0.28	ppb		82
11) Chloroethane	3.49	64	4568	0.34	ppb		98
12) Vinyl Bromide	3.72	106	13159	0.33	ppb		97
13) Freon 11	3.91	101	37340	0.33	ppb		99
14) Acetone	4.10	58	5116	0.36	ppb	#	86
15) Isopropyl alcohol	4.17	45	12056m	0.37	ppb		
16) 1,1-dichloroethene	4.46	96	11987	0.37	ppb		95
17) Freon 113	4.62	101	25123	0.33	ppb		96
18) Methylene chloride	4.82	84	9374	0.32	ppb		91
19) Allyl chloride	4.82	41	10302	0.33	ppb		96
20) Carbon disulfide	4.94	76	27411	0.35	ppb		98
21) trans-1,2-dichloroethene	5.62	61	14571	0.33	ppb		97
22) methyl tert-butyl ether	5.70	73	19380	0.31	ppb		78
23) 1,1-dichloroethane	6.01	63	18714	0.33	ppb		98
24) Vinyl acetate	6.08	43	17448m	0.29	ppb		
25) Methyl Ethyl Ketone	6.53	72	3162	0.27	ppb		95
26) cis-1,2-dichloroethene	6.86	61	12115	0.30	ppb		91
27) Hexane	6.51	57	9767m	0.23	ppb		
28) Ethyl acetate	7.11	43	11417	0.27	ppb		93
29) Chloroform	7.45	83	26721	0.32	ppb		99
30) Tetrahydrofuran	7.65	42	5415	0.29	ppb	#	38
31) 1,2-dichloroethane	8.51	62	17002	0.32	ppb		92
33) 1,1,1-trichloroethane	8.20	97	25777	0.31	ppb		96
34) Cyclohexane	8.89	56	7844	0.27	ppb		91
35) Carbon tetrachloride	8.83	117	33982	0.31	ppb		100
36) Benzene	8.80	78	24263	0.29	ppb		97
37) Methyl methacrylate	10.65	41	7110	0.29	ppb	#	86
38) 1,4-dioxane	10.68	88	4161m	0.30	ppb		
39) 2,2,4-trimethylpentane	9.76	57	26619	0.28	ppb		90
40) Heptane	10.18	43	8759	0.28	ppb		95
41) Trichloroethene	10.27	130	15318	0.30	ppb		97
42) 1,2-dichloropropane	10.39	63	8264	0.28	ppb		89
43) Bromodichloromethane	10.80	83	27862	0.32	ppb		97
44) cis-1,3-dichloropropene	11.75	75	10816	0.26	ppb		94
45) trans-1,3-dichloropropene	12.58	75	7989	0.28	ppb	#	100

(#) = qualifier out of range (m) = manual integration

Quantitation Report (QT Reviewed)

Data File : C:\HPCHEM\1\DATA\AJ040213.D Vial: 16
Acq On : 3 Apr 2012 7:37 am Operator: RJP
Sample : A1UG_0.30 Inst : MSD #1
Misc : Method-A402_1UG Multiplr: 1.00
MS Integration Params: RTEINT.P
Quant Time: Apr 03 08:47:13 2012 Quant Results File: A402_1UG.RES

Quant Method : C:\HPCHEM\1\METHODS\A402_1UG.M (RTE Integrator)
Title : TO-15 VOA Standards for 5 point calibration
Last Update : Tue Apr 03 08:44:58 2012
Response via : Continuing Cal File: C:\HPCHEM\1\DATA\AJ040208.D
DataAcq Meth : A402_1UG

	Compound	R.T.	QIon	Response	Conc	Unit		Qvalue
46)	1,1,2-trichloroethane	12.89	97	12696	0.29	ppb	#	100
48)	Toluene	12.62	92	13660	0.27	ppb		100
49)	Methyl Isobutyl Ketone	11.73	43	9863	0.28	ppb		96
50)	Dibromochloromethane	13.58	129	29939	0.32	ppb		98
51)	Methyl Butyl Ketone	13.16	43	9303m	0.31	ppb		
52)	1,2-dibromoethane	13.83	107	19099	0.32	ppb		99
53)	Tetrachloroethylene	13.67	164	18200	0.33	ppb		95
54)	Chlorobenzene	14.63	112	25578	0.31	ppb		98
55)	Ethylbenzene	14.89	91	29295	0.26	ppb		99
56)	m&p-xylene	15.09	91	45744	0.47	ppb		97
57)	Styrene	15.50	104	15081	0.25	ppb		98
58)	Bromoform	15.58	173	31144	0.32	ppb		97
59)	o-xylene	15.53	91	32804m	0.25	ppb		
61)	1,1,2,2-tetrachloroethane	15.96	83	27456	0.32	ppb		99
62)	2-Chlorotoluene	16.58	91	23899	0.27	ppb		91
63)	4-ethyltoluene	16.72	105	24658	0.22	ppb		95
64)	1,3,5-trimethylbenzene	16.79	105	27366	0.21	ppb		72
65)	1,2,4-trimethylbenzene	17.19	105	22553	0.23	ppb		100
66)	1,3-dichlorobenzene	17.44	146	24252	0.28	ppb		99
67)	benzyl chloride	17.52	91	15089	0.27	ppb		92
68)	1,4-dichlorobenzene	17.57	146	22441	0.28	ppb		96
69)	1,2-dichlorobenzene	17.85	146	23631	0.28	ppb		98
70)	1,2,4-trichlorobenzene	19.53	180	10342	0.32	ppb		98
71)	Naphthalene	19.71	128	17259	0.31	ppb		98
72)	Hexachloro-1,3-butadiene	19.84	225	19456	0.32	ppb		98

(#) = qualifier out of range (m) = manual integration (+) = signals summed

Quantitation Report (QT Reviewed)

Data File : C:\HPCHEM\1\DATA\AJ040213.D
Acq On : 3 Apr 2012 7:37 am
Sample : A1UG_0.30
Misc : Method-A402_1UG
MS Integration Params: RTEINT.P
Quant Time: Apr 3 8:56 2012

Vial: 16
Operator: RJP
Inst : MSD #1
Multiplr: 1.00

Quant Results File: A402_1UG.RES

Method : C:\HPCHEM\1\METHODS\A402_1UG.M (RTE Integrator)
Title : TO-15 VOA Standards for 5 point calibration
Last Update : Tue Apr 10 11:43:04 2012
Response via : Continuing Cal File: C:\HPCHEM\1\DATA\AJ040208.D

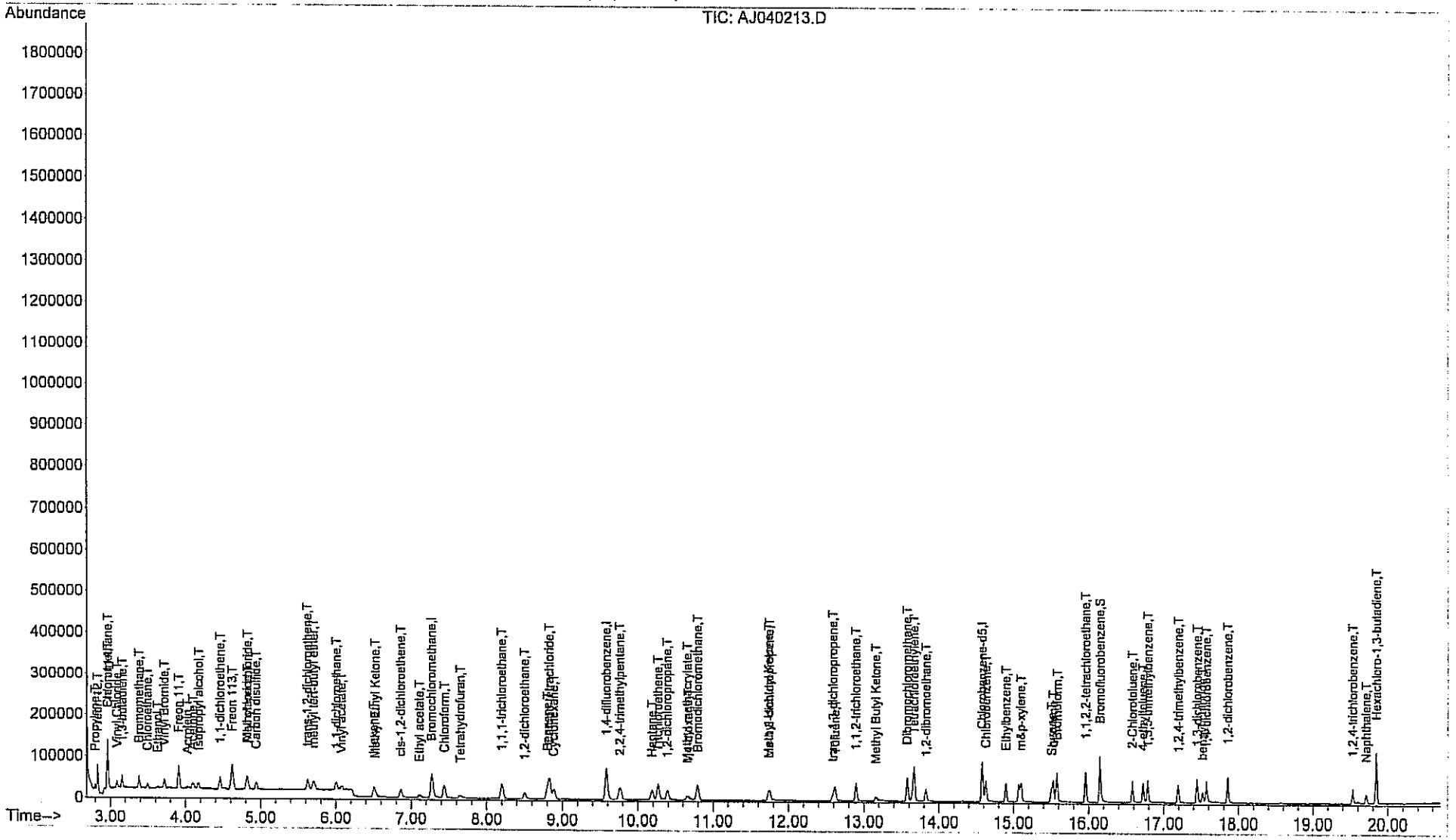

Centek Laboratories, LLC

GC/MS VOLATILES-WHOLE AIR

METHOD TO-15

CALIBRATION VERIFICATION

Data File : C:\HPCHEM\1\DATA\AJ041803.D Vial: 3
Acq On : 18 Apr 2012 8:25 am Operator: RJP
Sample : A1UG_1.0 Inst : MSD #1
Misc : A402_1UG Multiplr: 1.00
MS Integration Params: RTEINT.P

Method : C:\HPCHEM\1\METHODS\A402_1UG.M (RTE Integrator)
Title : TO-15 VOA Standards for 5 point calibration
Last Update : Fri Apr 27 10:17:03 2012
Response via : Multiple Level Calibration

Min. RRF : 0.000 Min. Rel. Area : 50% Max. R.T. Dev 0.33min
Max. RRF Dev : 30% Max. Rel. Area : 150%

		Compound	AvgRF	CCRF	%Dev	Area%	Dev(min)
1	I	Bromochloromethane	1.000	1.000	0.0	73	0.00
2	T	Propylene	0.891	0.904	-1.5	80	0.00
3	T	Freon 12	5.753	6.590	-14.5	89	0.00
4	T	Chloromethane	1.830	2.203	-20.4	96	0.00
5	T	Freon 114	5.158	5.934	-15.0	90	0.00
6	T	Vinyl Chloride	1.766	2.049	-16.0	99	0.00
7	T	1,3-butadiene	1.172	1.486	-26.8	101	0.00
8	T	Bromomethane	2.035	2.422	-19.0	94	0.00
9	T	Ethanol	0.515	0.562	-9.1	85	0.00
10	T	Acrolein	0.471	0.517	-9.8	83	0.00
11	T	Chloroethane	0.656	0.777	-18.4	92	0.00
12	T	Vinyl Bromide	1.974	2.215	-12.2	87	0.00
13	T	Freon 11	5.522	5.973	-8.2	84	0.00
14	T	Acetone	0.702	0.668	4.8	74	0.00
15	T	Isopropyl alcohol	1.619	1.306	19.3	64	0.00
16	T	1,1-dichloroethene	1.679	1.889	-12.5	93	0.00
17	T	Freon 113	3.743	4.242	-13.3	89	0.00
18	T	Methylene chloride	1.467	1.703	-16.1	92	0.00
19	T	Allyl chloride	1.623	1.989	-22.6	101	0.00
20	T	Carbon disulfide	3.859	4.689	-21.5	95	0.00
21	T	trans-1,2-dichloroethene	2.176	2.689	-23.6	97	0.00
22	T	methyl tert-butyl ether	3.076	2.874	6.6	72	0.00
23	T	1,1-dichloroethane	2.809	3.508	-24.9	97	0.00
24	T	Vinyl acetate	2.800	3.031	-8.3	79	0.00
25	T	Methyl Ethyl Ketone	0.580	0.422	27.2	56	0.00
26	T	cis-1,2-dichloroethene	1.912	1.807	5.5	71	0.00
27	T	Hexane	1.817	1.462	19.5	55	0.00
28	T	Ethyl acetate	1.938	1.442	25.6	55	0.00
29	T	Chloroform	4.069	4.230	-4.0	80	0.00
30	T	Tetrahydrofuran	0.919	0.746	18.8	62	0.00
31	T	1,2-dichloroethane	2.641	2.677	-1.4	80	0.00
32	I	1,4-difluorobenzene	1.000	1.000	0.0	68	0.00
33	T	1,1,1-trichloroethane	1.120	1.352	-20.7	87	0.00
34	T	Cyclohexane	0.387	0.418	-8.0	77	0.00
35	T	Carbon tetrachloride	1.518	1.764	-16.2	86	0.00
36	T	Benzene	1.104	1.181	-7.0	76	0.00
37	T	Methyl methacrylate	0.348	0.271	22.1	58	0.00
38	T	1,4-dioxane	0.182	0.208	-14.3	81	0.00
39	T	2,2,4-trimethylpentane	1.256	1.281	-2.0	72	0.00
40	T	Heptane	0.420	0.440	-4.8	74	0.00
41	T	Trichloroethene	0.685	0.744	-8.6	79	0.00
42	T	1,2-dichloropropane	0.386	0.401	-3.9	73	0.00
43	T	Bromodichloromethane	1.182	1.318	-11.5	81	0.00
44	T	cis-1,3-dichloropropene	0.546	0.545	0.2	70	0.00
45	T	trans-1,3-dichloropropene	0.404	0.439	-8.7	81	0.00
46	T	1,1,2-trichloroethane	0.585	0.640	-9.4	78	0.00
47	I	Chlorobenzene-d5	1.000	1.000	0.0	62	0.00
48	T	Toluene	0.970	0.975	-0.5	65	0.00
49	T	Methyl Isobutyl Ketone	0.701	0.503	28.2	48#	0.00

(#) = Out of Range

Evaluate Continuing Calibration Report

Data File : C:\HPCHEM\1\DATA\AJ041803.D Vial: 3
Acq On : 18 Apr 2012 8:25 am Operator: RJP
Sample : A1UG_1.0 Inst : MSD #1
Misc : A402_1UG Multiplr: 1.00
MS Integration Params: RTEINT.P

Method : C:\HPCHEM\1\METHODS\A402_1UG.M (RTE Integrator)
Title : TO-15 VOA Standards for 5 point calibration
Last Update : Fri Apr 27 10:17:03 2012
Response via : Multiple Level Calibration

Min. RRF : 0.000 Min. Rel. Area : 50% Max. R.T. Dev 0.33min
Max. RRF Dev : 30% Max. Rel. Area : 150%

		Compound	AvgRF	CCRF	%Dev	Area%	Dev(min)
50	T	Dibromochloromethane	1.847	2.139	-15.8	77	0.00
51	T	Methyl Butyl Ketone	0.626	0.459	26.7	51	0.00
52	T	1,2-dibromoethane	1.200	1.446	-20.5	82	0.00
53	T	Tetrachloroethylene	1.101	1.335	-21.3	80	0.00
54	T	Chlorobenzene	1.642	1.804	-9.9	72	0.00
55	T	Ethylbenzene	2.117	2.125	-0.4	63	0.00
56	T	m&p-xylene	1.811	1.919	-6.0	65	0.00
57	T	Styrene	1.158	1.202	-3.8	67	0.00
58	T	Bromoform	1.949	2.252	-15.5	76	0.00
59	T	o-xylene	2.399	2.178	9.2	56	0.00
60	S	Bromofluorobenzene	0.617	0.628	-1.8	61	0.00
61	T	1,1,2,2-tetrachloroethane	1.713	1.824	-6.5	71	0.00
62	T	2-Chlorotoluene	1.683	1.897	-12.7	72	0.00
63	T	4-ethyltoluene	2.091	2.192	-4.8	64	0.00
64	T	1,3,5-trimethylbenzene	2.285	2.343	-2.5	61	0.00
65	T	1,2,4-trimethylbenzene	1.822	1.740	4.5	60	0.00
66	T	1,3-dichlorobenzene	1.659	2.048	-23.4	79	0.00
67	T	benzyl chloride	1.089	1.309	-20.2	79	0.00
68	T	1,4-dichlorobenzene	1.575	1.929	-22.5	79	0.00
69	T	1,2-dichlorobenzene	1.637	1.867	-14.1	73	0.00
70	T	1,2,4-trichlorobenzene	0.698	1.019	-46.0#	104	0.00
71	T	Naphthalene	1.206	1.162	3.6	71	0.00
72	T	Hexachloro-1,3-butadiene	1.228	1.819	-48.1#	101	0.00

Quantitation Report (QT Reviewed)

Data File : C:\HPCHEM\1\DATA\AJ041803.D Vial: 3
Acq On : 18 Apr 2012 8:25 am Operator: RJP
Sample : A1UG_1.0 Inst : MSD #1
Misc : A402_1UG Multiplr: 1.00
MS Integration Params: RTEINT.P
Quant Time: Apr 18 08:45:46 2012 Quant Results File: A402_1UG.RES

Quant Method : C:\HPCHEM\1\METHODS\A402_1UG.M (RTE Integrator)
Title : TO-15 VOA Standards for 5 point calibration
Last Update : Tue Apr 10 11:43:04 2012
Response via : Initial Calibration
DataAcq Meth : A402_1UG

Internal Standards	R.T.	QIon	Response	Conc	Units		Dev(Min)
1) Bromochloromethane	7.34	128	17189	1.00	ppb		0.00
32) 1,4-difluorobenzene	9.61	114	57703	1.00	ppb		0.00
47) Chlorobenzene-d5	14.58	117	39484	1.00	ppb		0.00
System Monitoring Compounds							
60) Bromofluorobenzene	16.14	95	24813	1.02	ppb		0.00
Spiked Amount 1.000	Range 70 - 130		Recovery = 102.00%				
Target Compounds							Qvalue
2) Propylene	2.97	41	15534	1.01	ppb		98
3) Freon 12	3.01	85	113276	1.15	ppb		100
4) Chloromethane	3.13	50	37870	1.20	ppb		99
5) Freon 114	3.13	85	102001	1.15	ppb		98
6) Vinyl Chloride	3.25	62	35214	1.16	ppb		97
7) 1,3-butadiene	3.31	39	25549	1.27	ppb		89
8) Bromomethane	3.53	94	41633	1.19	ppb		92
9) Ethanol	3.74	45	9660	1.09	ppb		78
10) Acrolein	4.11	56	8882	1.10	ppb	#	61
11) Chloroethane	3.64	64	13351	1.18	ppb		98
12) Vinyl Bromide	3.86	106	38072	1.12	ppb		99
13) Freon 11	4.04	101	102670	1.08	ppb		99
14) Acetone	4.19	58	11487	0.95	ppb		93
15) Isopropyl alcohol	4.27	45	22451	0.81	ppb	#	100
16) 1,1-dichloroethene	4.58	96	32464	1.12	ppb		98
17) Freon 113	4.74	101	72918	1.13	ppb		98
18) Methylene chloride	4.94	84	29278	1.16	ppb		99
19) Allyl chloride	4.92	41	34188	1.23	ppb		95
20) Carbon disulfide	5.05	76	80591	1.22	ppb		99
21) trans-1,2-dichloroethene	5.72	61	46219	1.24	ppb		98
22) methyl tert-butyl ether	5.78	73	49408	0.93	ppb		96
23) 1,1-dichloroethane	6.09	63	60297	1.25	ppb		100
24) Vinyl acetate	6.13	43	52100	1.08	ppb		100
25) Methyl Ethyl Ketone	6.59	72	7252m	0.73	ppb		
26) cis-1,2-dichloroethene	6.93	61	31069	0.95	ppb		99
27) Hexane	6.59	57	25132	0.80	ppb	#	81
28) Ethyl acetate	7.16	43	24789	0.74	ppb		94
29) Chloroform	7.50	83	72716	1.04	ppb		98
30) Tetrahydrofuran	7.68	42	12823m	0.81	ppb		
31) 1,2-dichloroethane	8.55	62	46010	1.01	ppb		99
33) 1,1,1-trichloroethane	8.25	97	78010	1.21	ppb		99
34) Cyclohexane	8.94	56	24106	1.08	ppb		95
35) Carbon tetrachloride	8.88	117	101766	1.16	ppb		98
36) Benzene	8.84	78	68122	1.07	ppb		93
37) Methyl methacrylate	10.67	41	15654m	0.78	ppb		
38) 1,4-dioxane	9.61	88	12015m	1.14	ppb		
39) 2,2,4-trimethylpentane	9.79	57	73920	1.02	ppb		98
40) Heptane	10.21	43	25365	1.05	ppb		97
41) Trichloroethene	10.29	130	42945	1.09	ppb		98
42) 1,2-dichloropropane	10.41	63	23138	1.04	ppb		100
43) Bromodichloromethane	10.81	83	76033	1.11	ppb		98
44) cis-1,3-dichloropropene	11.76	75	31438	1.00	ppb		98
45) trans-1,3-dichloropropene	12.58	75	25329	1.09	ppb		100

(#) = qualifier out of range (m) = manual integration

Quantitation Report (QT Reviewed)

Data File : C:\HPCHEM\1\DATA\AJ041803.D Vial: 3
Acq On : 18 Apr 2012 8:25 am Operator: RJP
Sample : A1UG_1.0 Inst : MSD #1
Misc : A402_1UG Multiplr: 1.00
MS Integration Params: RTEINT.P
Quant Time: Apr 18 08:45:46 2012 Quant Results File: A402_1UG.RES

Quant Method : C:\HPCHEM\1\METHODS\A402_1UG.M (RTE Integrator)
Title : TO-15 VOA Standards for 5 point calibration
Last Update : Tue Apr 10 11:43:04 2012
Response via : Initial Calibration
DataAcq Meth : A402_1UG

	Compound	R.T.	QIon	Response	Conc	Unit		Qvalue
46)	1,1,2-trichloroethane	12.90	97	36944	1.09	ppb		98
48)	Toluene	12.62	92	38483	1.00	ppb		96
49)	Methyl Isobutyl Ketone	11.75	43	19842m	0.72	ppb		
50)	Dibromochloromethane	13.58	129	84448	1.16	ppb		99
51)	Methyl Butyl Ketone	13.16	43	18110m	0.73	ppb		
52)	1,2-dibromoethane	13.82	107	57113	1.21	ppb		99
53)	Tetrachloroethylene	13.67	164	52720	1.21	ppb		95
54)	Chlorobenzene	14.62	112	71238	1.10	ppb		98
55)	Ethylbenzene	14.90	91	83885	1.00	ppb		100
56)	m&p-xylene	15.09	91	151575	2.12	ppb		99
57)	Styrene	15.49	104	47453	1.04	ppb		99
58)	Bromoform	15.57	173	88919	1.16	ppb		97
59)	o-xylene	15.52	91	85991	0.91	ppb		89
61)	1,1,2,2-tetrachloroethane	15.95	83	72017	1.06	ppb		99
62)	2-Chlorotoluene	16.57	91	74911	1.13	ppb		100
63)	4-ethyltoluene	16.72	105	86530	1.05	ppb		99
64)	1,3,5-trimethylbenzene	16.78	105	92510	1.03	ppb		96
65)	1,2,4-trimethylbenzene	17.19	105	68683	0.95	ppb		99
66)	1,3-dichlorobenzene	17.43	146	80853	1.23	ppb		96
67)	benzyl chloride	17.51	91	51671	1.20	ppb		100
68)	1,4-dichlorobenzene	17.56	146	76156	1.22	ppb		98
69)	1,2-dichlorobenzene	17.85	146	73726	1.14	ppb		96
70)	1,2,4-trichlorobenzene	19.50	180	40247m	1.46	ppb		
71)	Naphthalene	19.65	128	45886	0.96	ppb		100
72)	Hexachloro-1,3-butadiene	19.76	225	71820	1.48	ppb	#	100

(#) = qualifier out of range (m) = manual integration (+) = signals summed

Quantitation Report (QT Reviewed)

Data File : C:\HPCHEM\1\DATA\AJ041803.D Vial: 3
Acq On : 18 Apr 2012 8:25 am Operator: RJP
Sample : A1UG_1.0 Inst : MSD #1
Misc : A402_1UG Multiplr: 1.00
MS Integration Params: RTEINT.P
Quant Time: Apr 19 9:07 2012 Quant Results File: A402_1UG.RES

Method : C:\HPCHEM\1\METHODS\A402_1UG.M (RTE Integrator)
Title : TO-15 VOA Standards for 5 point calibration
Last Update : Fri Apr 27 10:17:03 2012
Response via : Initial Calibration

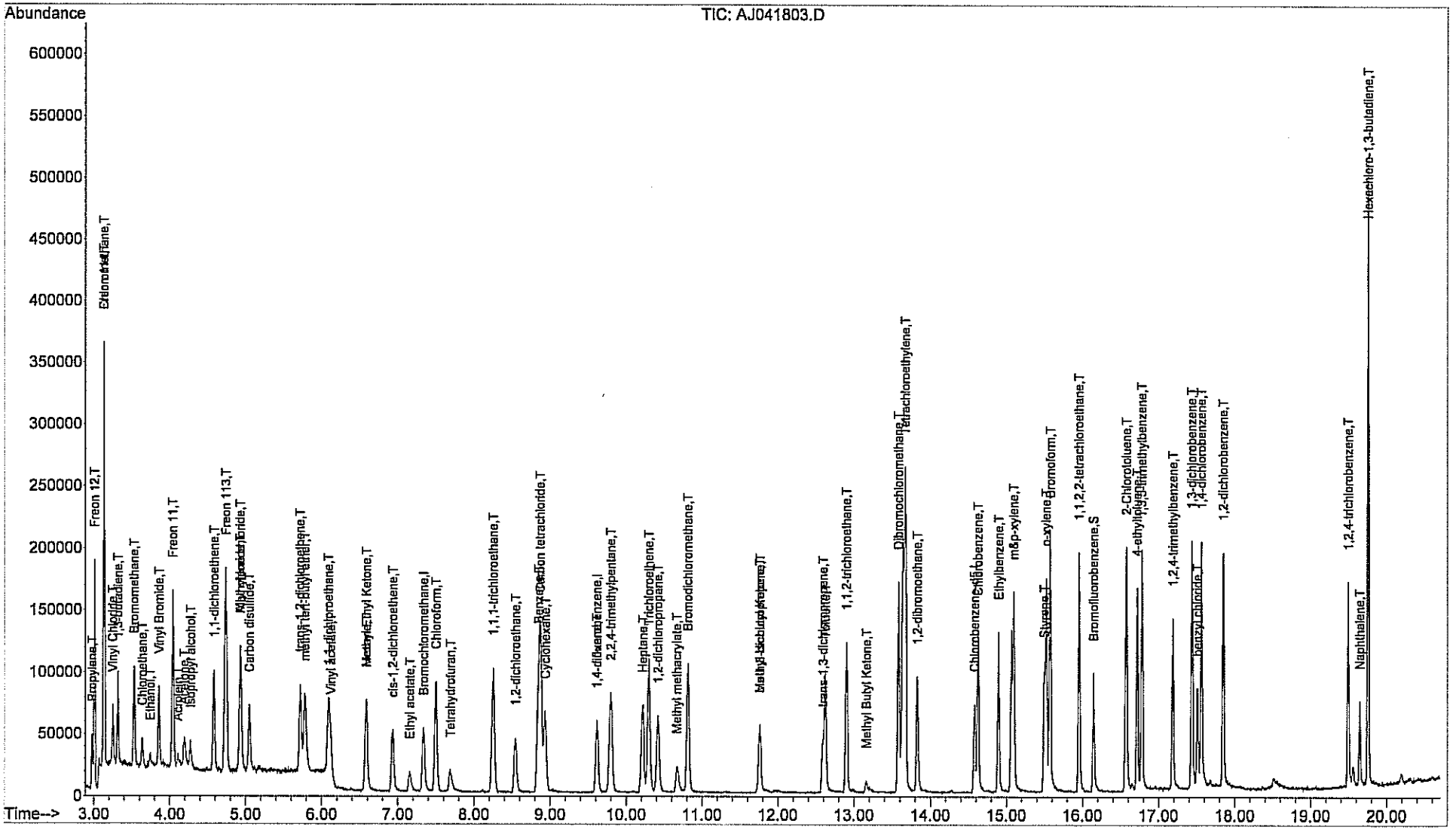

Centek Laboratories, LLC

Evaluate Continuing Calibration Report

Data File : C:\HPCHEM\1\DATA\AJ041904.D Vial: 61
Acq On : 19 Apr 2012 9:08 am Operator: RJP
Sample : A1UG_1.0 Inst : MSD #1
Misc : A402_1UG Multiplr: 1.00
MS Integration Params: RTEINT.P

Method : C:\HPCHEM\1\METHODS\A402_1UG.M (RTE Integrator)
Title : TO-15 VOA Standards for 5 point calibration
Last Update : Fri Apr 27 10:17:03 2012
Response via : Multiple Level Calibration

Min. RRF : 0.000 Min. Rel. Area : 50% Max. R.T. Dev 0.33min
Max. RRF Dev : 30% Max. Rel. Area : 150%

		Compound	AvgRF	CCRF	%Dev	Area%	Dev(min)
1	I	Bromochloromethane	1.000	1.000	0.0	65	0.00
2	T	Propylene	0.891	0.845	5.2	66	0.04
3	T	Freon 12	5.753	5.930	-3.1	70	0.04
4	T	Chloromethane	1.830	2.048	-11.9	78	0.03
5	T	Freon 114	5.158	5.728	-11.1	76	0.04
6	T	Vinyl Chloride	1.766	1.799	-1.9	77	0.03
7	T	1,3-butadiene	1.172	1.317	-12.4	79	0.03
8	T	Bromomethane	2.035	2.303	-13.2	78	0.03
9	T	Ethanol	0.515	0.433	15.9	58	0.04
10	T	Acrolein	0.471	0.507	-7.6	72	0.05
11	T	Chloroethane	0.656	0.724	-10.4	75	0.03
12	T	Vinyl Bromide	1.974	2.185	-10.7	75	0.03
13	T	Freon 11	5.522	5.726	-3.7	71	0.03
14	T	Acetone	0.702	0.714	-1.7	70	0.04
15	T	Isopropyl alcohol	1.619	1.480	8.6	64	0.03
16	T	1,1-dichloroethene	1.679	1.845	-9.9	80	0.02
17	T	Freon 113	3.743	4.186	-11.8	78	0.03
18	T	Methylene chloride	1.467	1.634	-11.4	77	0.02
19	T	Allyl chloride	1.623	1.779	-9.6	80	0.02
20	T	Carbon disulfide	3.859	4.442	-15.1	79	0.03
21	T	trans-1,2-dichloroethene	2.176	2.481	-14.0	79	0.02
22	T	methyl tert-butyl ether	3.076	2.805	8.8	62	0.02
23	T	1,1-dichloroethane	2.809	3.328	-18.5	81	0.01
24	T	Vinyl acetate	2.800	2.970	-6.1	69	0.03
25	T	Methyl Ethyl Ketone	0.580	0.409	29.5	48#	0.01
26	T	cis-1,2-dichloroethene	1.912	1.596	16.5	56	0.01
27	T	Hexane	1.817	1.300	28.5	43#	0.01
28	T	Ethyl acetate	1.938	1.519	21.6	51	0.01
29	T	Chloroform	4.069	3.887	4.5	65	0.00
30	T	Tetrahydrofuran	0.919	0.815	11.3	60	0.02
31	T	1,2-dichloroethane	2.641	2.550	3.4	68	0.00
32	I	1,4-difluorobenzene	1.000	1.000	0.0	57	0.00
33	T	1,1,1-trichloroethane	1.120	1.253	-11.9	67	0.01
34	T	Cyclohexane	0.387	0.361	6.7	56	0.00
35	T	Carbon tetrachloride	1.518	1.649	-8.6	67	0.00
36	T	Benzene	1.104	1.080	2.2	58	0.00
37	T	Methyl methacrylate	0.348	0.291	16.4	52	0.00
38	T	1,4-dioxane	0.182	0.152	16.5	49#	1.06#
39	T	2,2,4-trimethylpentane	1.256	1.171	6.8	55	0.00
40	T	Heptane	0.420	0.388	7.6	55	0.00
41	T	Trichloroethene	0.685	0.718	-4.8	64	0.00
42	T	1,2-dichloropropane	0.386	0.385	0.3	58	0.00
43	T	Bromodichloromethane	1.182	1.292	-9.3	66	0.00
44	T	cis-1,3-dichloropropene	0.546	0.564	-3.3	60	0.00
45	T	trans-1,3-dichloropropene	0.404	0.410	-1.5	63	0.00
46	T	1,1,2-trichloroethane	0.585	0.625	-6.8	64	0.00
47	I	Chlorobenzene-d5	1.000	1.000	0.0	57	0.00
48	T	Toluene	0.970	0.905	6.7	56	0.00
49	T	Methyl Isobutyl Ketone	0.701	0.620	11.6	55	-0.01

(#) = Out of Range

Data File : C:\HPCHEM\1\DATA\AJ041904.D Vial: 61
Acq On : 19 Apr 2012 9:08 am Operator: RJP
Sample : A1UG_1.0 Inst : MSD #1
Misc : A402_1UG Multiplr: 1.00
MS Integration Params: RTEINT.P

Method : C:\HPCHEM\1\METHODS\A402_1UG.M (RTE Integrator)
Title : TO-15 VOA Standards for 5 point calibration
Last Update : Fri Apr 27 10:17:03 2012
Response via : Multiple Level Calibration

Min. RRF : 0.000 Min. Rel. Area : 50% Max. R.T. Dev 0.33min
Max. RRF Dev : 30% Max. Rel. Area : 150%

		Compound	AvgRF	CCRF	%Dev	Area%	Dev(min)
50	T	Dibromochloromethane	1.847	1.939	-5.0	64	0.00
51	T	Methyl Butyl Ketone	0.626	0.647	-3.4	66	0.00
52	T	1,2-dibromoethane	1.200	1.264	-5.3	66	0.00
53	T	Tetrachloroethylene	1.101	1.148	-4.3	63	0.00
54	T	Chlorobenzene	1.642	1.602	2.4	59	0.00
55	T	Ethylbenzene	2.117	1.887	10.9	52	0.00
56	T	m&p-xylene	1.811	1.683	7.1	53	0.00
57	T	Styrene	1.158	1.068	7.8	54	0.00
58	T	Bromoform	1.949	2.041	-4.7	64	0.00
59	T	o-xylene	2.399	1.892	21.1	44#	0.00
60	S	Bromofluorobenzene	0.617	0.599	2.9	53	0.00
61	T	1,1,2,2-tetrachloroethane	1.713	1.688	1.5	60	0.00
62	T	2-Chlorotoluene	1.683	1.520	9.7	53	0.00
63	T	4-ethyltoluene	2.091	1.852	11.4	50#	0.00
64	T	1,3,5-trimethylbenzene	2.285	2.026	11.3	48#	0.00
65	T	1,2,4-trimethylbenzene	1.822	1.516	16.8	48#	0.00
66	T	1,3-dichlorobenzene	1.659	1.652	0.4	59	0.00
67	T	benzyl chloride	1.089	1.116	-2.5	62	0.00
68	T	1,4-dichlorobenzene	1.575	1.583	-0.5	60	0.00
69	T	1,2-dichlorobenzene	1.637	1.610	1.6	58	0.00
70	T	1,2,4-trichlorobenzene	0.698	0.773	-10.7	73	0.00
71	T	Naphthalene	1.206	0.890	26.2	50#	0.04
72	T	Hexachloro-1,3-butadiene	1.228	0.883	28.1	45#	0.10

Quantitation Report (QT Reviewed)

Data File : C:\HPCHEM\1\DATA\AJ041904.D Vial: 61
Acq On : 19 Apr 2012 9:08 am Operator: RJP
Sample : A1UG_1.0 Inst : MSD #1
Misc : A402_1UG Multiplr: 1.00
MS Integration Params: RTEINT.P
Quant Time: Apr 19 09:43:08 2012 Quant Results File: A402_1UG.RES

Quant Method : C:\HPCHEM\1\METHODS\A402_1UG.M (RTE Integrator)
Title : TO-15 VOA Standards for 5 point calibration
Last Update : Tue Apr 10 11:43:04 2012
Response via : Initial Calibration
DataAcq Meth : A402_1UG

Internal Standards	R.T.	QIon	Response	Conc	Units		Dev(Min)
1) Bromochloromethane	7.34	128	15149	1.00	ppb		0.00
32) 1,4-difluorobenzene	9.62	114	48324	1.00	ppb		0.00
47) Chlorobenzene-d5	14.57	117	36316	1.00	ppb		-0.01
System Monitoring Compounds							
60) Bromofluorobenzene	16.14	95	21764	0.97	ppb		-0.01
Spiked Amount 1.000	Range 70 - 130		Recovery = 97.00%				
Target Compounds							Qvalue
2) Propylene	3.01	41	12795	0.95	ppb		97
3) Freon 12	3.05	85	89832	1.03	ppb		99
4) Chloromethane	3.16	50	31031	1.12	ppb		99
5) Freon 114	3.17	85	86769	1.11	ppb		98
6) Vinyl Chloride	3.28	62	27258	1.02	ppb		99
7) 1,3-butadiene	3.34	39	19946	1.12	ppb		92
8) Bromomethane	3.56	94	34885	1.13	ppb		93
9) Ethanol	3.78	45	6564	0.84	ppb		92
10) Acrolein	4.16	56	7674	1.07	ppb	#	68
11) Chloroethane	3.67	64	10962	1.10	ppb		92
12) Vinyl Bromide	3.89	106	33105	1.11	ppb		97
13) Freon 11	4.07	101	86747	1.04	ppb		99
14) Acetone	4.23	58	10812	1.02	ppb	#	60
15) Isopropyl alcohol	4.31	45	22422	0.91	ppb	#	100
16) 1,1-dichloroethene	4.60	96	27947	1.10	ppb		100
17) Freon 113	4.76	101	63407	1.12	ppb		98
18) Methylene chloride	4.96	84	24754	1.11	ppb		99
19) Allyl chloride	4.94	41	26951	1.10	ppb		99
20) Carbon disulfide	5.07	76	67289	1.15	ppb		95
21) trans-1,2-dichloroethene	5.74	61	37585	1.14	ppb		97
22) methyl tert-butyl ether	5.79	73	42490	0.91	ppb		99
23) 1,1-dichloroethane	6.10	63	50416	1.18	ppb		99
24) Vinyl acetate	6.16	43	44987	1.06	ppb		100
25) Methyl Ethyl Ketone	6.60	72	6195m	0.71	ppb		
26) cis-1,2-dichloroethene	6.94	61	24172	0.83	ppb		95
27) Hexane	6.60	57	19699	0.72	ppb	#	75
28) Ethyl acetate	7.17	43	23007m	0.78	ppb		
29) Chloroform	7.50	83	58881	0.96	ppb		99
30) Tetrahydrofuran	7.70	42	12354m	0.89	ppb		
31) 1,2-dichloroethane	8.54	62	38628	0.97	ppb		96
33) 1,1,1-trichloroethane	8.26	97	60550	1.12	ppb		97
34) Cyclohexane	8.94	56	17460	0.93	ppb		89
35) Carbon tetrachloride	8.87	117	79676	1.09	ppb		100
36) Benzene	8.84	78	52202	0.98	ppb		96
37) Methyl methacrylate	10.67	41	14070m	0.84	ppb		
38) 1,4-dioxane	10.67	88	7340m	0.83	ppb		
39) 2,2,4-trimethylpentane	9.80	57	56595	0.93	ppb		95
40) Heptane	10.21	43	18761	0.92	ppb		99
41) Trichloroethene	10.29	130	34708	1.05	ppb		96
42) 1,2-dichloropropane	10.41	63	18605	1.00	ppb		96
43) Bromodichloromethane	10.81	83	62414	1.09	ppb		96
44) cis-1,3-dichloropropene	11.76	75	27240	1.03	ppb		98
45) trans-1,3-dichloropropene	12.59	75	19821	1.02	ppb		97

(#) = qualifier out of range (m) = manual integration

Quantitation Report (QT Reviewed)

Data File : C:\HPCHEM\1\DATA\AJ041904.D Vial: 61
Acq On : 19 Apr 2012 9:08 am Operator: RJP
Sample : A1UG_1.0 Inst : MSD #1
Misc : A402_1UG Multiplr: 1.00
MS Integration Params: RTEINT.P
Quant Time: Apr 19 09:43:08 2012 Quant Results File: A402_1UG.RES

Quant Method : C:\HPCHEM\1\METHODS\A402_1UG.M (RTE Integrator)
Title : TO-15 VOA Standards for 5 point calibration
Last Update : Tue Apr 10 11:43:04 2012
Response via : Initial Calibration
DataAcq Meth : A402_1UG

	Compound	R.T.	QIon	Response	Conc	Unit		Qvalue
46)	1,1,2-trichloroethane	12.89	97	30180	1.07	ppb		99
48)	Toluene	12.62	92	32856	0.93	ppb		99
49)	Methyl Isobutyl Ketone	11.74	43	22534m	0.88	ppb		
50)	Dibromochloromethane	13.57	129	70427	1.05	ppb		97
51)	Methyl Butyl Ketone	13.15	43	23491m	1.03	ppb		
52)	1,2-dibromoethane	13.82	107	45905	1.05	ppb		99
53)	Tetrachloroethylene	13.66	164	41682	1.04	ppb		97
54)	Chlorobenzene	14.62	112	58166	0.98	ppb		97
55)	Ethylbenzene	14.89	91	68538	0.89	ppb		98
56)	m&p-xylene	15.09	91	122273	1.86	ppb		97
57)	Styrene	15.49	104	38770	0.92	ppb		97
58)	Bromoform	15.57	173	74130	1.05	ppb		99
59)	o-xylene	15.52	91	68707	0.79	ppb		90
61)	1,1,2,2-tetrachloroethane	15.95	83	61295	0.99	ppb		100
62)	2-Chlorotoluene	16.57	91	55213	0.90	ppb		97
63)	4-ethyltoluene	16.71	105	67258	0.89	ppb		96
64)	1,3,5-trimethylbenzene	16.77	105	73583	0.89	ppb		96
65)	1,2,4-trimethylbenzene	17.18	105	55050	0.83	ppb		98
66)	1,3-dichlorobenzene	17.43	146	59979	1.00	ppb		97
67)	benzyl chloride	17.50	91	40537	1.03	ppb		98
68)	1,4-dichlorobenzene	17.56	146	57499	1.01	ppb		96
69)	1,2-dichlorobenzene	17.84	146	58462	0.98	ppb		98
70)	1,2,4-trichlorobenzene	19.50	180	28086	1.11	ppb	#	100
71)	Naphthalene	19.69	128	32339	0.74	ppb		100
72)	Hexachloro-1,3-butadiene	19.86	225	32066	0.72	ppb	#	100

(#) = qualifier out of range (m) = manual integration (+) = signals summed

Quantitation Report (QT Reviewed)

Data File : C:\HPCHEM\1\DATA\AJ041904.D Vial: 61
Acq On : 19 Apr 2012 9:08 am Operator: RJP
Sample : A1UG_1.0 Inst : MSD #1
Misc : A402_1UG Multiplr: 1.00
MS Integration Params: RTEINT.P
Quant Time: Apr 19 10:12 2012 Quant Results File: A402_1UG.RES

Method : C:\HPCHEM\1\METHODS\A402_1UG.M (RTE Integrator)
Title : TO-15 VOA Standards for 5 point calibration
Last Update : Fri Apr 27 10:17:03 2012
Response via : Initial Calibration

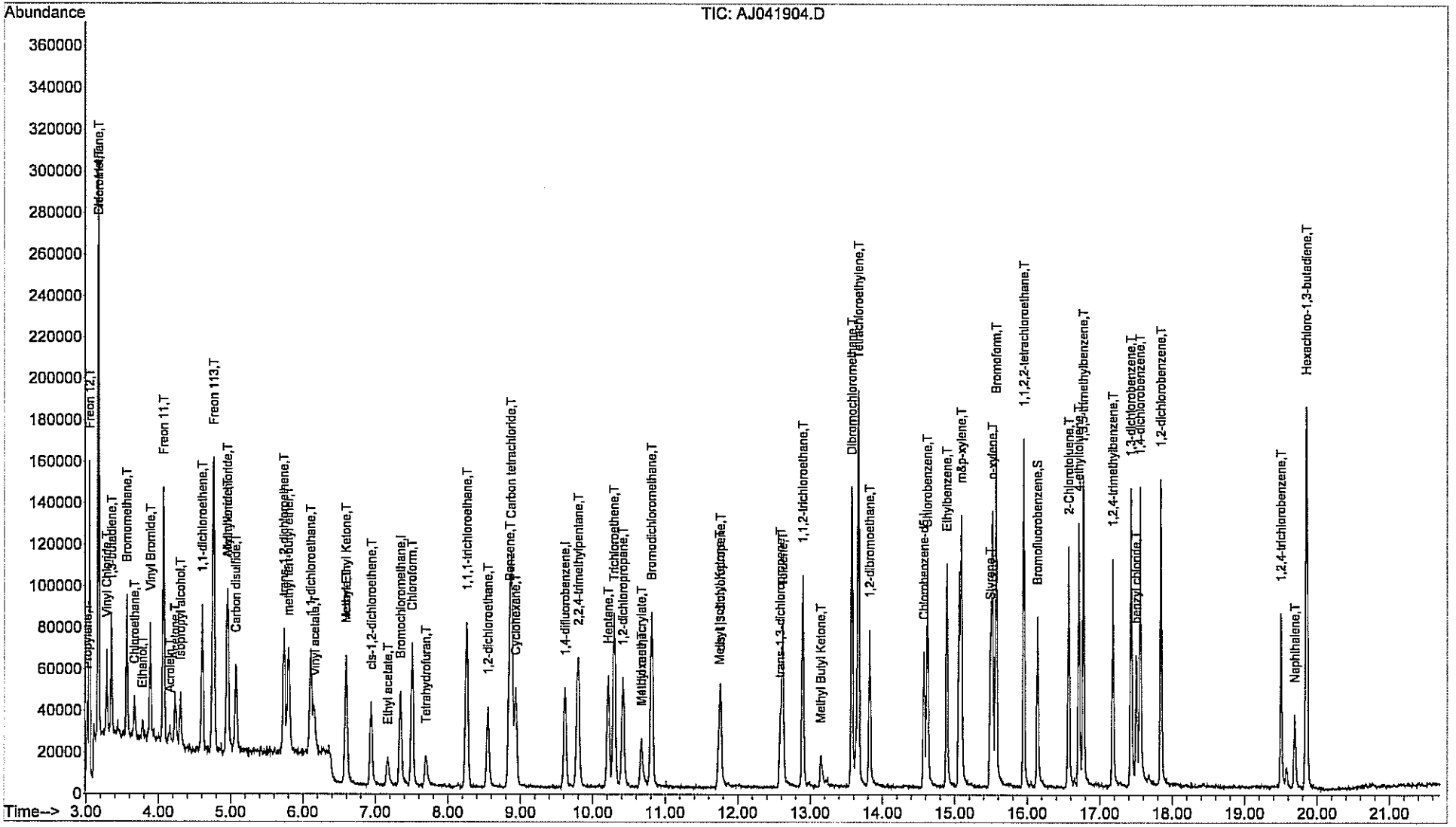

Centek Laboratories, LLC

GC/MS VOLATILES-WHOLE AIR

METHOD TO-15

RAW DATA

BFB

Data File : C:\HPCHEM\1\DATA\AJ040202.D
Acq On : 2 Apr 2012 2:56 pm
Sample : BFB1UG
Misc : Method-A402_1UG
MS Integration Params: RTEINT.P
Method : C:\HPCHEM\1\METHODS\A402_1UG.M (RTE Integrator)
Title : TO-15 VOA Standards for 5 point calibration

Vial: 2
Operator: RJP
Inst : MSD #1
Multiplr: 1.00

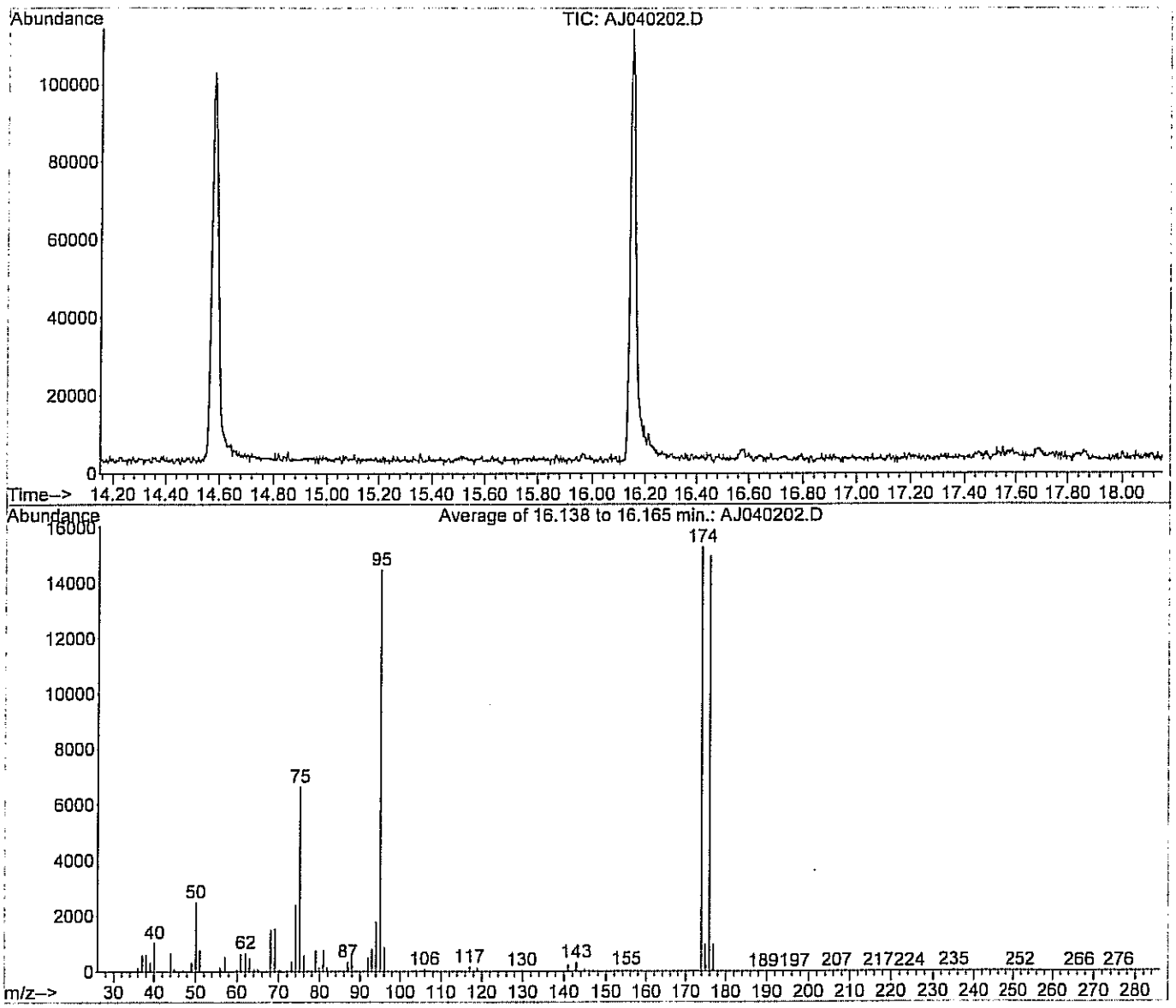

Spectrum Information: Average of 16.138 to 16.165 min.

Target Mass	Rel. to Mass	Lower Limit%	Upper Limit%	Rel. Abn%	Raw Abn	Result Pass/Fail
50	95	8	40	17.3	2506	PASS
75	95	30	66	45.9	6652	PASS
95	95	100	100	100.0	14491	PASS
96	95	5	9	6.1	880	PASS
173	174	0.00	2	0.4	57	PASS
174	95	50	120	105.6	15307	PASS
175	174	4	9	6.4	978	PASS
176	174	95	101	97.9	14978	PASS
177	176	5	9	6.5	974	PASS

AJ040202.D A402_1UG.M Tue Apr 17 08:33:51 2012 MSD1

BFB

Data File : C:\HPCHEM\1\DATA\AJ041801.D
Acq On : 18 Apr 2012 7:16 am
Sample : BFB1UG
Misc : A402_1UG
MS Integration Params: RTEINT.P
Method : C:\HPCHEM\1\METHODS\A402_1UG.M (RTE Integrator)
Title : TO-15 VOA Standards for 5 point calibration

Vial: 1
Operator: RJP
Inst : MSD #1
Multiplr: 1.00

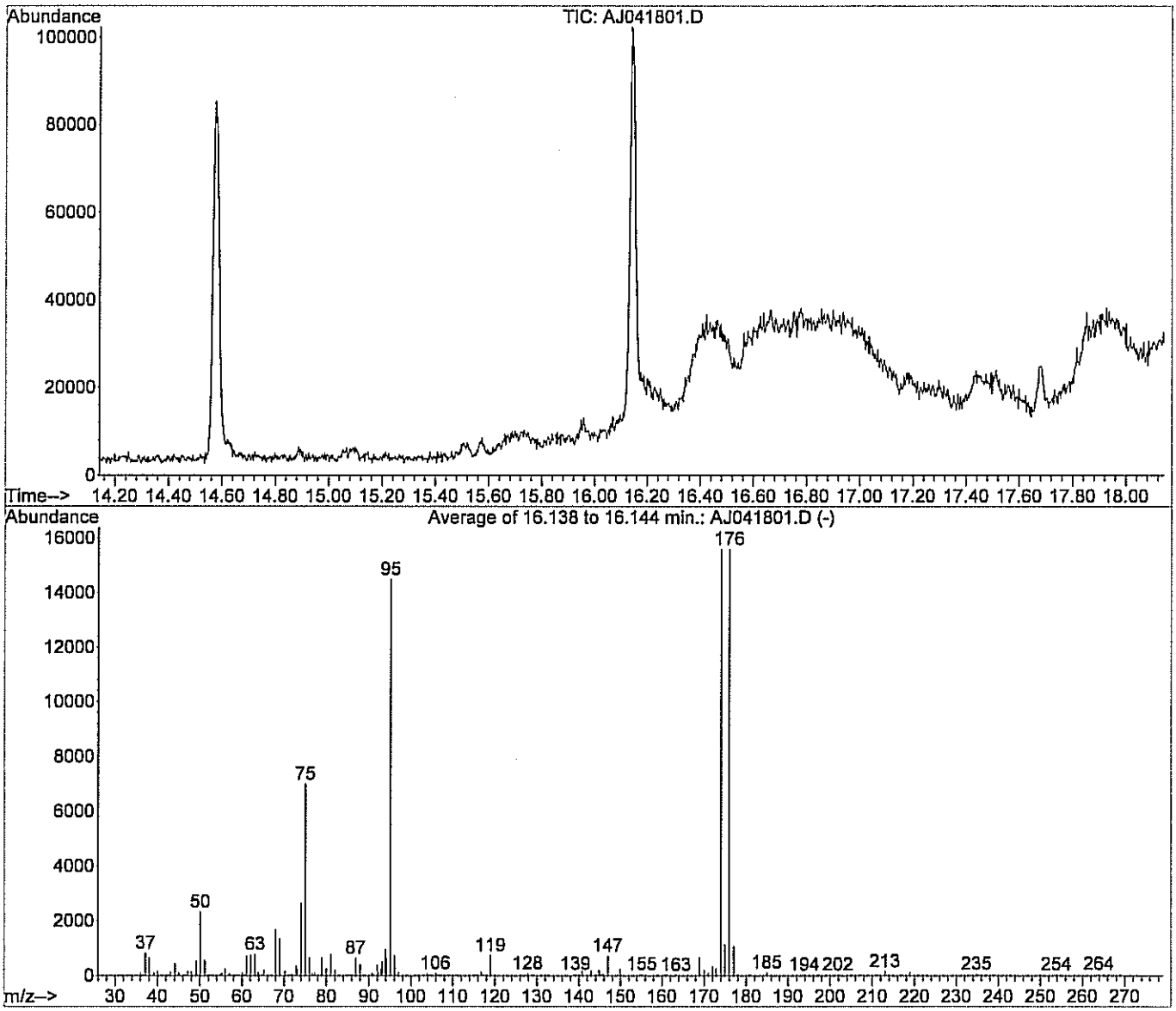

Spectrum Information: Average of 16.138 to 16.144 min.

Target Mass	Rel. to Mass	Lower Limit%	Upper Limit%	Rel. Abn%	Raw Abn	Result Pass/Fail
50	95	8	40	16.0	2325	PASS
75	95	30	66	48.3	7001	PASS
95	95	100	100	100.0	14487	PASS
96	95	5	9	5.0	730	PASS
173	174	0.00	2	1.7	260	PASS
174	95	50	120	107.6	15593	PASS
175	174	4	9	7.2	1126	PASS
176	174	95	101	100.0	15597	PASS
177	176	5	9	6.8	1062	PASS

AJ041801.D A402_1UG.M Fri Apr 27 10:23:41 2012 MSD1

BFB

Data File : C:\HPCHEM\1\DATA\AJ041901.D
Acq On : 19 Apr 2012 7:21 am
Sample : BFB1UG
Misc : A402_1UG
MS Integration Params: RTEINT.P
Method : C:\HPCHEM\1\METHODS\A402_1UG.M (RTE Integrator)
Title : TO-15 VOA Standards for 5 point calibration

Vial: 1
Operator: RJP
Inst : MSD #1
Multiplr: 1.00

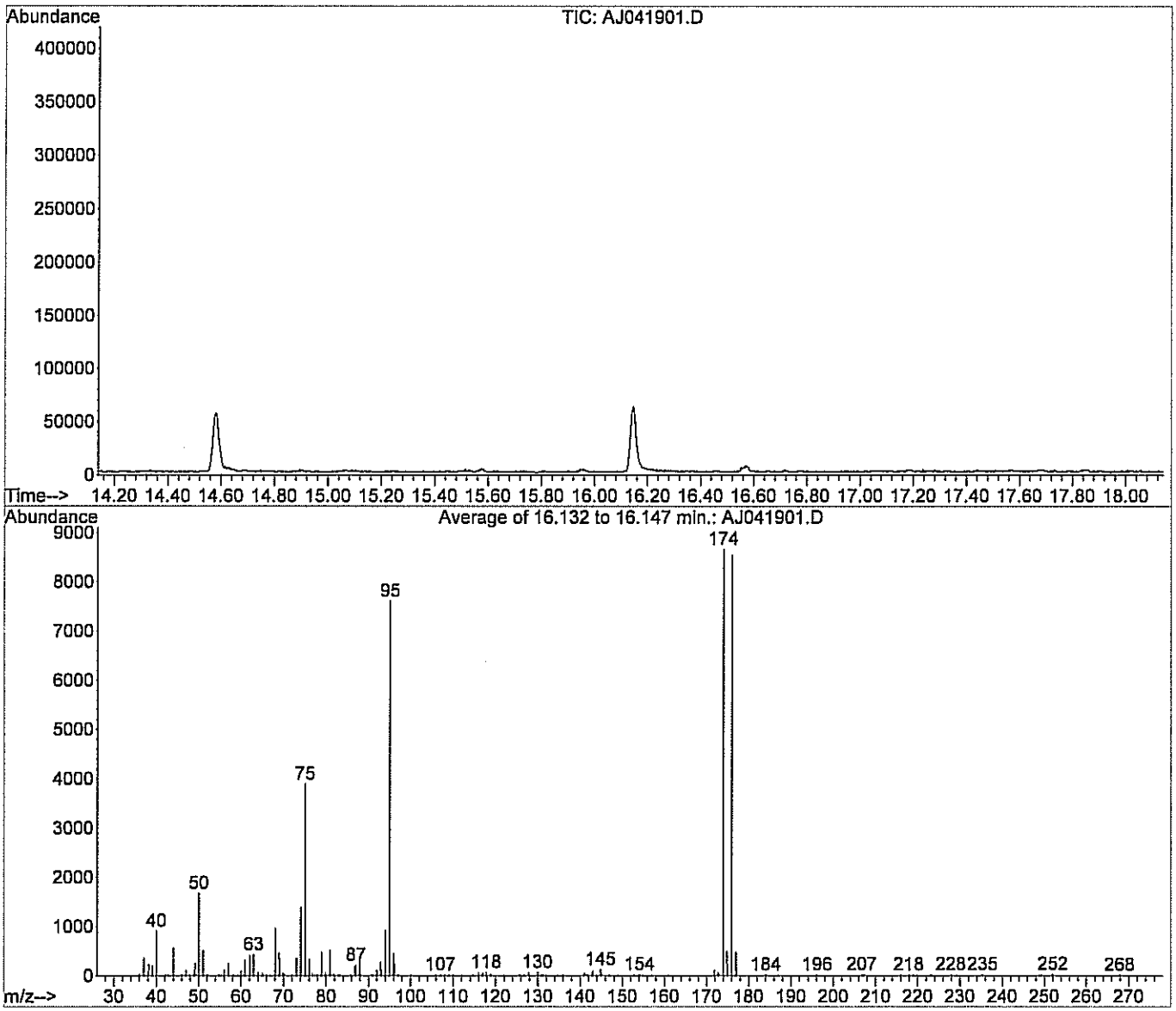

Spectrum Information: Average of 16.132 to 16.147 min.

Target Mass	Rel. to Mass	Lower Limit%	Upper Limit%	Rel. Abn%	Raw Abn	Result Pass/Fail
50	95	8	40	22.1	1684	PASS
75	95	30	66	51.2	3901	PASS
95	95	100	100	100.0	7613	PASS
96	95	5	9	6.0	457	PASS
173	174	0.00	2	0.6	56	PASS
174	95	50	120	113.8	8666	PASS
175	174	4	9	5.9	507	PASS
176	174	95	101	98.6	8543	PASS
177	176	5	9	5.6	480	PASS

AJ041901.D A402_1UG.M Fri Apr 27 10:27:01 2012 MSD1

GC/MS VOLATILES-WHOLE AIR

METHOD TO-15

RAW QC DATA

CENTEK LABORATORIES, LLC

Date: *27-Apr-12*

ANALYTICAL QC SUMMARY REPORT

CLIENT: Arcadis
Work Order: C1204029
Project: LMC Corp Utica

TestCode: 1ugM3_TO15

Sample ID	AMB1UG-041812	SampType:	MBLK	TestCode:	1ugM3_TO15	Units:	ppbV	Prep Date:		RunNo:	5696
Client ID:	ZZZZZ	Batch ID:	R5696	TestNo:	TO-15			Analysis Date:	4/18/2012	SeqNo:	66494

Analyte	Result	PQL	SPK value	SPK Ref Val	%REC	LowLimit	HighLimit	RPD Ref Val	%RPD	RPDLimit	Qual
1,1,1-Trichloroethane	< 0.15	0.15									
1,1,2,2-Tetrachloroethane	< 0.15	0.15									
1,1,2-Trichloroethane	< 0.15	0.15									
1,1-Dichloroethane	< 0.15	0.15									
1,1-Dichloroethene	< 0.15	0.15									
1,2,4-Trichlorobenzene	< 0.15	0.15									
1,2,4-Trimethylbenzene	< 0.15	0.15									
1,2-Dibromoethane	< 0.15	0.15									
1,2-Dichlorobenzene	< 0.15	0.15									
1,2-Dichloroethane	< 0.15	0.15									
1,2-Dichloropropane	< 0.15	0.15									
1,3,5-Trimethylbenzene	< 0.15	0.15									
1,3-butadiene	< 0.15	0.15									
1,3-Dichlorobenzene	< 0.15	0.15									
1,4-Dichlorobenzene	< 0.15	0.15									
1,4-Dioxane	< 0.30	0.30									
2,2,4-trimethylpentane	< 0.15	0.15									
4-ethyltoluene	< 0.15	0.15									
Acetone	< 0.30	0.30									
Allyl chloride	< 0.15	0.15									
Benzene	< 0.15	0.15									
Benzyl chloride	< 0.15	0.15									
Bromodichloromethane	< 0.15	0.15									
Bromoform	< 0.15	0.15									
Bromomethane	< 0.15	0.15									

Qualifiers:

.	Results reported are not blank corrected	E	Value above quantitation range	H	Holding times for preparation or analysis exceeded
J	Analyte detected at or below quantitation limits	ND	Not Detected at the Reporting Limit	R	RPD outside accepted recovery limits
S	Spike Recovery outside accepted recovery limits				

Centek Laboratories, LLC

CLIENT: Arcadis
Work Order: C1204029
Project: LMC Corp Utica

TestCode: 1ugM3_TO15

Sample ID **AMB1UG-041812** SampType: **MBLK** TestCode: **1ugM3_TO15** Units: **ppbV** Prep Date: RunNo: **5696**
Client ID: **ZZZZZ** Batch ID: **R5696** TestNo: **TO-15** Analysis Date: **4/18/2012** SeqNo: **66494**

Analyte	Result	PQL	SPK value	SPK Ref Val	%REC	LowLimit	HighLimit	RPD Ref Val	%RPD	RPDLimit	Qual
Carbon disulfide	< 0.15	0.15									
Carbon tetrachloride	< 0.15	0.15									
Chlorobenzene	< 0.15	0.15									
Chloroethane	< 0.15	0.15									
Chloroform	< 0.15	0.15									
Chloromethane	< 0.15	0.15									
cis-1,2-Dichloroethene	< 0.15	0.15									
cis-1,3-Dichloropropene	< 0.15	0.15									
Cyclohexane	< 0.15	0.15									
Dibromochloromethane	< 0.15	0.15									
Ethyl acetate	< 0.25	0.25									
Ethylbenzene	< 0.15	0.15									
Freon 11	< 0.15	0.15									
Freon 113	< 0.15	0.15									
Freon 114	< 0.15	0.15									
Freon 12	< 0.15	0.15									
Heptane	< 0.15	0.15									
Hexachloro-1,3-butadiene	< 0.15	0.15									
Hexane	< 0.15	0.15									
Isopropyl alcohol	< 0.15	0.15									
m&p-Xylene	< 0.30	0.30									
Methyl Butyl Ketone	< 0.30	0.30									
Methyl Ethyl Ketone	< 0.30	0.30									
Methyl Isobutyl Ketone	< 0.30	0.30									
Methyl tert-butyl ether	< 0.15	0.15									
Methylene chloride	< 0.15	0.15									
o-Xylene	< 0.15	0.15									
Propylene	< 0.15	0.15									
Styrene	< 0.15	0.15									
Tetrachloroethylene	< 0.15	0.15									
Tetrahydrofuran	< 0.15	0.15									

Qualifiers:
. Results reported are not blank corrected
J Analyte detected at or below quantitation limits
S Spike Recovery outside accepted recovery limits
E Value above quantitation range
ND Not Detected at the Reporting Limit
H Holding times for preparation or analysis exceeded
R RPD outside accepted recovery limits

Centek Laboratories, LLC

CLIENT: Arcadis
Work Order: C1204029
Project: LMC Corp Utica

TestCode: 1ugM3_TO15

Sample ID	AMB1UG-041812	SampType:	MBLK	TestCode:	1ugM3_TO15	Units:	ppbV	Prep Date:		RunNo:	5696
Client ID:	ZZZZZ	Batch ID:	R5696	TestNo:	TO-15			Analysis Date:	4/18/2012	SeqNo:	66494

Analyte	Result	PQL	SPK value	SPK Ref Val	%REC	LowLimit	HighLimit	RPD Ref Val	%RPD	RPDLimit	Qual
Toluene	< 0.15	0.15									
trans-1,2-Dichloroethene	< 0.15	0.15									
trans-1,3-Dichloropropene	< 0.15	0.15									
Trichloroethene	< 0.15	0.15									
Vinyl acetate	< 0.15	0.15									
Vinyl Bromide	< 0.15	0.15									
Vinyl chloride	< 0.15	0.15									

Sample ID	AMB1UG-041912	SampType:	MBLK	TestCode:	1ugM3_TO15	Units:	ppbV	Prep Date:		RunNo:	5697
Client ID:	ZZZZZ	Batch ID:	R5697	TestNo:	TO-15			Analysis Date:	4/19/2012	SeqNo:	66505

Analyte	Result	PQL	SPK value	SPK Ref Val	%REC	LowLimit	HighLimit	RPD Ref Val	%RPD	RPDLimit	Qual
1,1,1-Trichloroethane	< 0.15	0.15									
1,1,2,2-Tetrachloroethane	< 0.15	0.15									
1,1,2-Trichloroethane	< 0.15	0.15									
1,1-Dichloroethane	< 0.15	0.15									
1,1-Dichloroethene	< 0.15	0.15									
1,2,4-Trichlorobenzene	< 0.15	0.15									
1,2,4-Trimethylbenzene	< 0.15	0.15									
1,2-Dibromoethane	< 0.15	0.15									
1,2-Dichlorobenzene	< 0.15	0.15									
1,2-Dichloroethane	< 0.15	0.15									
1,2-Dichloropropane	< 0.15	0.15									
1,3,5-Trimethylbenzene	< 0.15	0.15									
1,3-butadiene	< 0.15	0.15									
1,3-Dichlorobenzene	< 0.15	0.15									
1,4-Dichlorobenzene	< 0.15	0.15									
1,4-Dioxane	< 0.30	0.30									
2,2,4-trimethylpentane	< 0.15	0.15									
4-ethyltoluene	< 0.15	0.15									

Qualifiers:

.	Results reported are not blank corrected	E	Value above quantitation range	H	Holding times for preparation or analysis exceeded
J	Analyte detected at or below quantitation limits	ND	Not Detected at the Reporting Limit	R	RPD outside accepted recovery limits
S	Spike Recovery outside accepted recovery limits				

Centek Laboratories, LLC

CLIENT: Arcadis
Work Order: C1204029
Project: LMC Corp Utica

TestCode: 1ugM3_TO15

Sample ID	AMB1UG-041912	SampType:	MBLK	TestCode:	1ugM3_TO15	Units:	ppbV	Prep Date:		RunNo:	5697
Client ID:	ZZZZZ	Batch ID:	R5697	TestNo:	TO-15			Analysis Date:	4/19/2012	SeqNo:	66505

Analyte	Result	PQL	SPK value	SPK Ref Val	%REC	LowLimit	HighLimit	RPD Ref Val	%RPD	RPDLimit	Qual
Acetone	< 0.30	0.30									
Allyl chloride	< 0.15	0.15									
Benzene	< 0.15	0.15									
Benzyl chloride	< 0.15	0.15									
Bromodichloromethane	< 0.15	0.15									
Bromoform	< 0.15	0.15									
Bromomethane	< 0.15	0.15									
Carbon disulfide	< 0.15	0.15									
Carbon tetrachloride	< 0.15	0.15									
Chlorobenzene	< 0.15	0.15									
Chloroethane	< 0.15	0.15									
Chloroform	< 0.15	0.15									
Chloromethane	< 0.15	0.15									
cis-1,2-Dichloroethene	< 0.15	0.15									
cis-1,3-Dichloropropene	< 0.15	0.15									
Cyclohexane	< 0.15	0.15									
Dibromochloromethane	< 0.15	0.15									
Ethyl acetate	< 0.25	0.25									
Ethylbenzene	< 0.15	0.15									
Freon 11	< 0.15	0.15									
Freon 113	< 0.15	0.15									
Freon 114	< 0.15	0.15									
Freon 12	< 0.15	0.15									
Heptane	< 0.15	0.15									
Hexachloro-1,3-butadiene	< 0.15	0.15									
Hexane	< 0.15	0.15									
Isopropyl alcohol	< 0.15	0.15									
m&p-Xylene	< 0.30	0.30									
Methyl Butyl Ketone	< 0.30	0.30									
Methyl Ethyl Ketone	< 0.30	0.30									
Methyl Isobutyl Ketone	< 0.30	0.30									

Qualifiers:

.	Results reported are not blank corrected	E	Value above quantitation range	H	Holding times for preparation or analysis exceeded
J	Analyte detected at or below quantitation limits	ND	Not Detected at the Reporting Limit	R	RPD outside accepted recovery limits
S	Spike Recovery outside accepted recovery limits				

Centek Laboratories, LLC

CLIENT: Arcadis
Work Order: C1204029
Project: LMC Corp Utica

TestCode: 1ugM3_TO15

Sample ID	AMB1UG-041912	SampType:	MBLK	TestCode:	1ugM3_TO15	Units:	ppbV	Prep Date:		RunNo:	5697
Client ID:	ZZZZZ	Batch ID:	R5697	TestNo:	TO-15			Analysis Date:	4/19/2012	SeqNo:	66505

Analyte	Result	PQL	SPK value	SPK Ref Val	%REC	LowLimit	HighLimit	RPD Ref Val	%RPD	RPDLimit	Qual
Methyl tert-butyl ether	< 0.15	0.15									
Methylene chloride	< 0.15	0.15									
o-Xylene	< 0.15	0.15									
Propylene	< 0.15	0.15									
Styrene	< 0.15	0.15									
Tetrachloroethylene	< 0.15	0.15									
Tetrahydrofuran	< 0.15	0.15									
Toluene	< 0.15	0.15									
trans-1,2-Dichloroethene	< 0.15	0.15									
trans-1,3-Dichloropropene	< 0.15	0.15									
Trichloroethene	< 0.15	0.15									
Vinyl acetate	< 0.15	0.15									
Vinyl Bromide	< 0.15	0.15									
Vinyl chloride	< 0.15	0.15									

Qualifiers:

.	Results reported are not blank corrected	E	Value above quantitation range	H	Holding times for preparation or analysis exceeded
J	Analyte detected at or below quantitation limits	ND	Not Detected at the Reporting Limit	R	RPD outside accepted recovery limits
S	Spike Recovery outside accepted recovery limits				

Centek Laboratories, LLC

Quantitation Report (QT Reviewed)

Data File : C:\HPCHEM\1\DATA\AJ041806.D Vial: 5
Acq On : 18 Apr 2012 12:00 pm Operator: RJP
Sample : AMB1UG-041812 Inst : MSD #1
Misc : A402_1UG Multiplr: 1.00
MS Integration Params: RTEINT.P
Quant Time: Apr 18 12:21:30 2012 Quant Results File: A402_1UG.RES

Quant Method : C:\HPCHEM\1\METHODS\A402_1UG.M (RTE Integrator)
Title : TO-15 VOA Standards for 5 point calibration
Last Update : Tue Apr 10 11:43:04 2012
Response via : Initial Calibration
DataAcq Meth : A402_1UG

Internal Standards	R.T.	QIon	Response	Conc	Units	Dev(Min)
1) Bromochloromethane	7.32	128	18306	1.00	ppb	0.00
32) 1,4-difluorobenzene	9.62	114	55517	1.00	ppb	0.00
47) Chlorobenzene-d5	14.58	117	36168	1.00	ppb	0.00
System Monitoring Compounds						
60) Bromofluorobenzene	16.14	95	19121	0.86	ppb	0.00
Spiked Amount 1.000	Range 70 - 130		Recovery = 86.00%			
Target Compounds						Qvalue

(#) = qualifier out of range (m) = manual integration (+) = signals summed
AJ041806.D A402_1UG.M Fri Apr 27 10:23:06 2012 MSD1 Page 1

Quantitation Report (QT Reviewed)

Data File : C:\HPCHEM\1\DATA\AJ041806.D Vial: 5
Acq On : 18 Apr 2012 12:00 pm Operator: RJP
Sample : AMB1UG-041812 Inst : MSD #1
Misc : A402_1UG Multiplr: 1.00
MS Integration Params: RTEINT.P
Quant Time: Apr 18 12:21 2012 Quant Results File: A402_1UG.RES

Method : C:\HPCHEM\1\METHODS\A402_1UG.M (RTE Integrator)
Title : TO-15 VOA Standards for 5 point calibration
Last Update : Fri Apr 27 10:17:02 2012
Response via : Initial Calibration

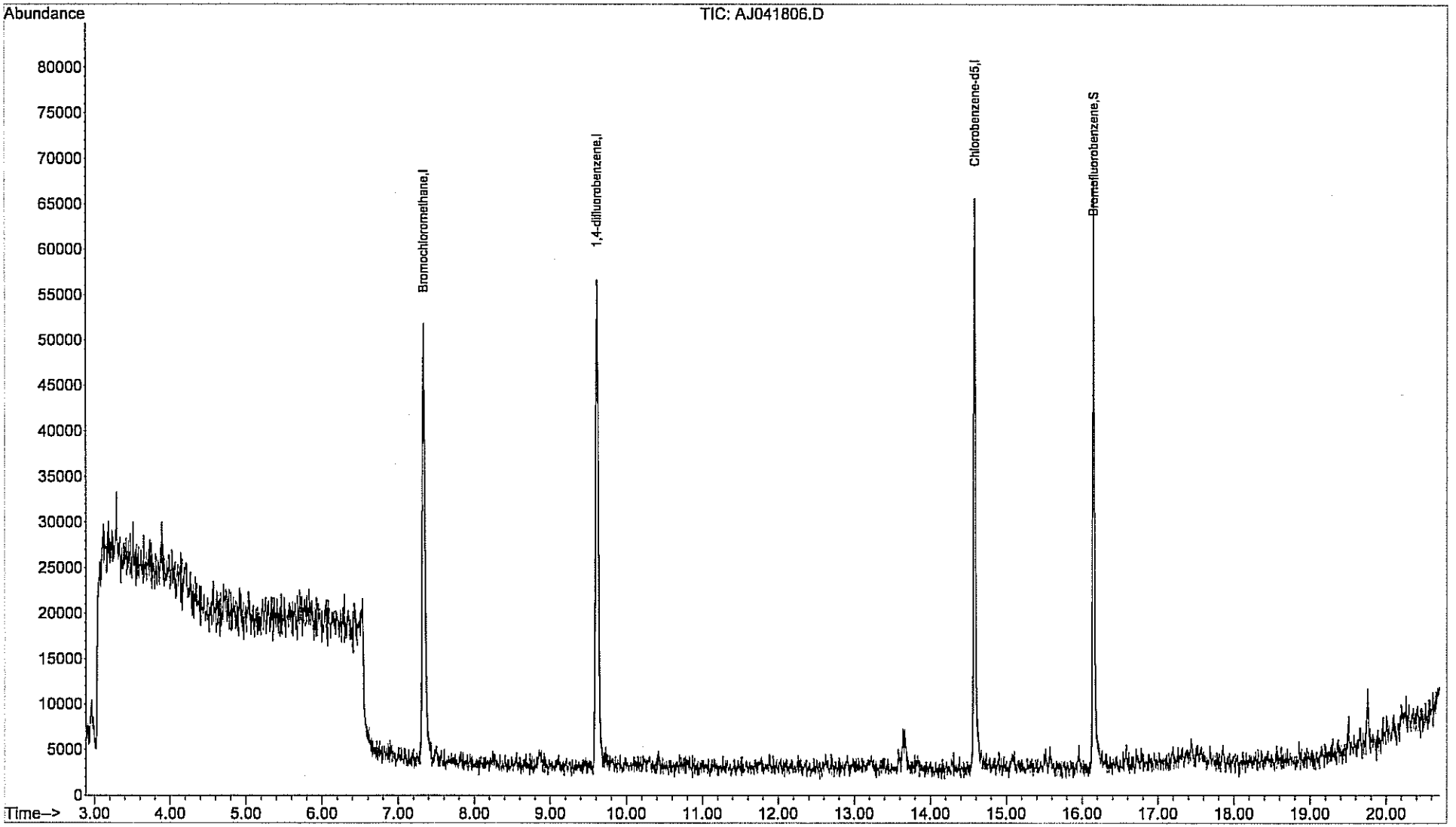

Centek Laboratories, LLC

Quantitation Report (Not Reviewed)

Data File : C:\HPCHEM\1\DATA\AJ041905.D Vial: 62
Acq On : 19 Apr 2012 9:40 am Operator: RJP
Sample : AMB1UG-041912 Inst : MSD #1
Misc : A402_1UG Multiplr: 1.00
MS Integration Params: RTEINT.P
Quant Time: Apr 20 08:28:55 2012 Quant Results File: A402_1UG.RES

Quant Method : C:\HPCHEM\1\METHODS\A402_1UG.M (RTE Integrator)
Title : TO-15 VOA Standards for 5 point calibration
Last Update : Fri Apr 20 08:22:16 2012
Response via : Initial Calibration
DataAcq Meth : A402_1UG

Internal Standards	R.T.	QIon	Response	Conc	Units	Dev(Min)
1) Bromochloromethane	7.35	128	15241	1.00	ppb	0.02
32) 1,4-difluorobenzene	9.62	114	47104	1.00	ppb	0.00
47) Chlorobenzene-d5	14.58	117	29709	1.00	ppb	0.00
System Monitoring Compounds						
60) Bromofluorobenzene	16.14	95	14794	0.81	ppb	0.00
Spiked Amount 1.000	Range 70 - 130		Recovery = 81.00%			
Target Compounds						Qvalue
2) Propylene	3.01	41	1763	0.13	ppb	100
9) Ethanol	3.78	45	1040	0.13	ppb	# 26

(#) = qualifier out of range (m) = manual integration (+) = signals summed
AJ041905.D A402_1UG.M Fri Apr 27 10:23:11 2012 MSD1 Page 1

Quantitation Report (Not Reviewed)

Data File : C:\HPCHEM\1\DATA\AJ041905.D Vial: 62
Acq On : 19 Apr 2012 9:40 am Operator: RJP
Sample : AMB1UG-041912 Inst : MSD #1
Misc : A402_1UG Multiplr: 1.00
MS Integration Params: RTEINT.P
Quant Time: Apr 20 8:28 2012 Quant Results File: A402_1UG.RES

Method : C:\HPCHEM\1\METHODS\A402_1UG.M (RTE Integrator)
Title : TO-15 VOA Standards for 5 point calibration
Last Update : Fri Apr 27 10:17:02 2012
Response via : Initial Calibration

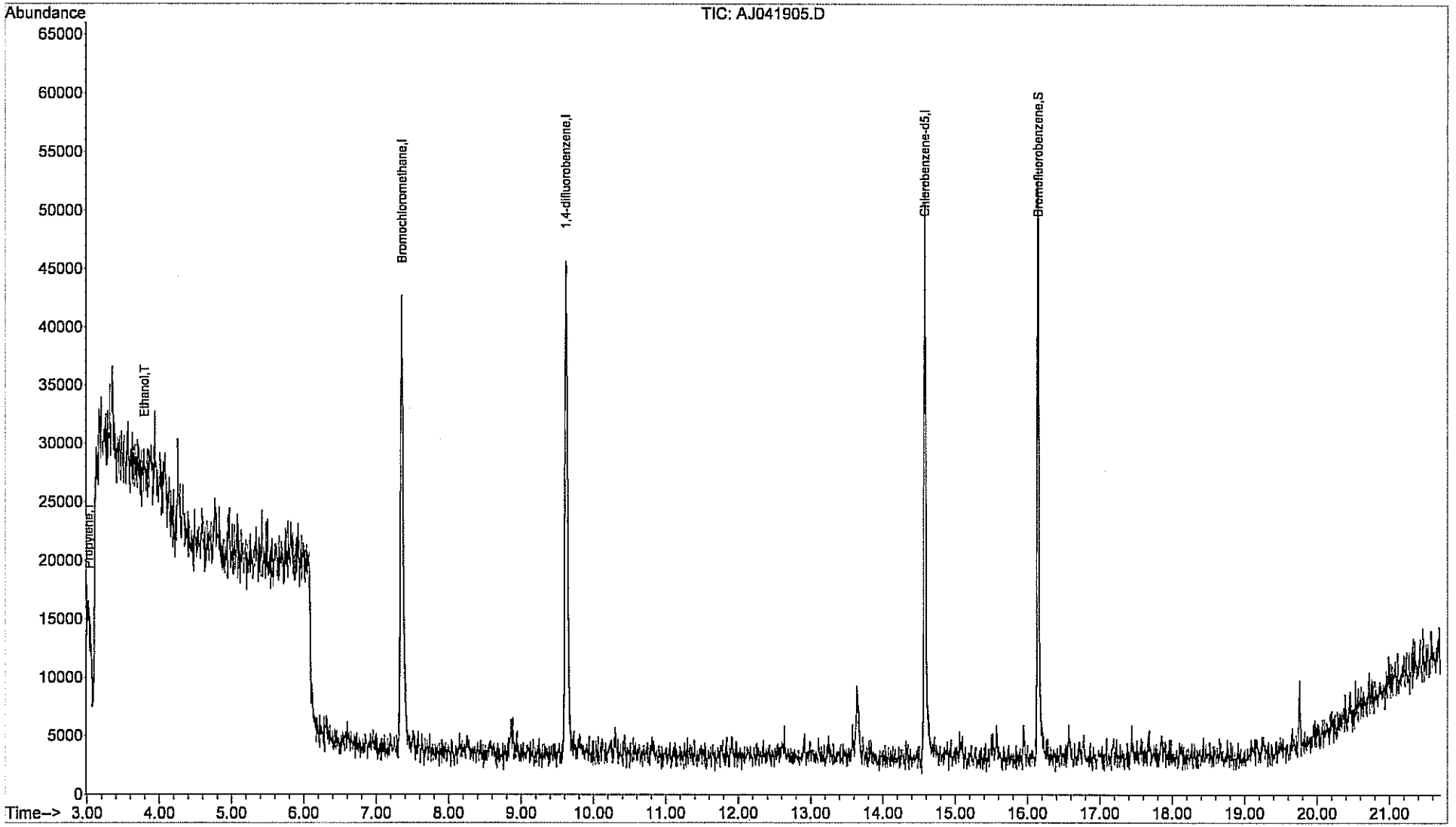

Centek Laboratories, LLC

CENTEK LABORATORIES, LLC

Date: *27-Apr-12*

ANALYTICAL QC SUMMARY REPORT

CLIENT: Arcadis
Work Order: C1204029
Project: LMC Corp Utica

TestCode: 1ugM3_TO15

Sample ID ALCS1UG-041812	SampType: LCS	TestCode: 1ugM3_TO15	Units: ppbV	Prep Date:	RunNo: 5696
Client ID: ZZZZZ	Batch ID: R5696	TestNo: TO-15		Analysis Date: 4/18/2012	SeqNo: 66495

Analyte	Result	PQL	SPK value	SPK Ref Val	%REC	LowLimit	HighLimit	RPD Ref Val	%RPD	RPDLimit	Qual
1,1,1-Trichloroethane	0.9800	0.15	1	0	98.0	70	130				
1,1,2,2-Tetrachloroethane	0.9000	0.15	1	0	90.0	70	130				
1,1,2-Trichloroethane	0.9000	0.15	1	0	90.0	70	130				
1,1-Dichloroethane	1.020	0.15	1	0	102	70	130				
1,1-Dichloroethene	0.9700	0.15	1	0	97.0	70	130				
1,2,4-Trichlorobenzene	0.7700	0.15	1	0	77.0	70	130				
1,2,4-Trimethylbenzene	0.8100	0.15	1	0	81.0	70	130				
1,2-Dibromoethane	0.9700	0.15	1	0	97.0	70	130				
1,2-Dichlorobenzene	0.9400	0.15	1	0	94.0	70	130				
1,2-Dichloroethane	0.8800	0.15	1	0	88.0	70	130				
1,2-Dichloropropane	0.9000	0.15	1	0	90.0	70	130				
1,3,5-Trimethylbenzene	0.8400	0.15	1	0	84.0	70	130				
1,3-butadiene	1.130	0.15	1	0	113	70	130				
1,3-Dichlorobenzene	0.9800	0.15	1	0	98.0	70	130				
1,4-Dichlorobenzene	1.020	0.15	1	0	102	70	130				
1,4-Dioxane	0.7400	0.30	1	0	74.0	70	130				
2,2,4-trimethylpentane	0.8500	0.15	1	0	85.0	70	130				
4-ethyltoluene	0.8400	0.15	1	0	84.0	70	130				
Acetone	1.040	0.30	1	0	104	70	130				
Allyl chloride	1.040	0.15	1	0	104	70	130				
Benzene	0.9100	0.15	1	0	91.0	70	130				
Benzyl chloride	1.100	0.15	1	0	110	70	130				
Bromodichloromethane	0.9600	0.15	1	0	96.0	70	130				
Bromoform	0.9700	0.15	1	0	97.0	70	130				
Bromomethane	1.010	0.15	1	0	101	70	130				

Qualifiers:

.	Results reported are not blank corrected	E	Value above quantitation range	H	Holding times for preparation or analysis exceeded
J	Analyte detected at or below quantitation limits	ND	Not Detected at the Reporting Limit	R	RPD outside accepted recovery limits
S	Spike Recovery outside accepted recovery limits				

Centek Laboratories, LLC

CLIENT: Arcadis
Work Order: C1204029
Project: LMC Corp Utica

TestCode: 1ugM3_TO15

Sample ID	ALCS1UG-041812	SampType:	LCS	TestCode:	1ugM3_TO15	Units:	ppbV	Prep Date:		RunNo:	5696
Client ID:	ZZZZZ	Batch ID:	R5696	TestNo:	TO-15			Analysis Date:	4/18/2012	SeqNo:	66495

Analyte	Result	PQL	SPK value	SPK Ref Val	%REC	LowLimit	HighLimit	RPD Ref Val	%RPD	RPDLimit	Qual
Carbon disulfide	1.030	0.15	1	0	103	70	130				
Carbon tetrachloride	0.9400	0.15	1	0	94.0	70	130				
Chlorobenzene	0.8900	0.15	1	0	89.0	70	130				
Chloroethane	1.030	0.15	1	0	103	70	130				
Chloroform	0.9000	0.15	1	0	90.0	70	130				
Chloromethane	0.9900	0.15	1	0	99.0	70	130				
cis-1,2-Dichloroethene	0.8500	0.15	1	0	85.0	70	130				
cis-1,3-Dichloropropene	0.9200	0.15	1	0	92.0	70	130				
Cyclohexane	0.8600	0.15	1	0	86.0	70	130				
Dibromochloromethane	0.9600	0.15	1	0	96.0	70	130				
Ethyl acetate	0.8100	0.25	1	0	81.0	70	130				
Ethylbenzene	0.8000	0.15	1	0	80.0	70	130				
Freon 11	0.9300	0.15	1	0	93.0	70	130				
Freon 113	0.9700	0.15	1	0	97.0	70	130				
Freon 114	1.000	0.15	1	0	100	70	130				
Freon 12	0.9700	0.15	1	0	97.0	70	130				
Heptane	0.8400	0.15	1	0	84.0	70	130				
Hexachloro-1,3-butadiene	< 0.15	0.15	1	0	0	70	130				S
Hexane	0.7800	0.15	1	0	78.0	70	130				
Isopropyl alcohol	1.150	0.15	1	0	115	70	130				
m&p-Xylene	1.710	0.30	2	0	85.5	70	130				
Methyl Butyl Ketone	0.8700	0.30	1	0	87.0	70	130				
Methyl Ethyl Ketone	0.7300	0.30	1	0	73.0	70	130				
Methyl Isobutyl Ketone	0.7400	0.30	1	0	74.0	70	130				
Methyl tert-butyl ether	0.8500	0.15	1	0	85.0	70	130				
Methylene chloride	0.9500	0.15	1	0	95.0	70	130				
o-Xylene	0.9000	0.15	1	0	90.0	70	130				
Propylene	0.8900	0.15	1	0	89.0	70	130				
Styrene	0.8300	0.15	1	0	83.0	70	130				
Tetrachloroethylene	0.9200	0.15	1	0	92.0	70	130				
Tetrahydrofuran	0.8900	0.15	1	0	89.0	70	130				

Qualifiers:

.	Results reported are not blank corrected	E	Value above quantitation range	H	Holding times for preparation or analysis exceeded
J	Analyte detected at or below quantitation limits	ND	Not Detected at the Reporting Limit	R	RPD outside accepted recovery limits
S	Spike Recovery outside accepted recovery limits				

Centek Laboratories, LLC

CLIENT: Arcadis
Work Order: C1204029
Project: LMC Corp Utica

TestCode: 1ugM3_TO15

Sample ID ALCS1UG-041812	SampType: LCS	TestCode: 1ugM3_TO15	Units: ppbV	Prep Date:	RunNo: 5696
Client ID: ZZZZZ	Batch ID: R5696	TestNo: TO-15		Analysis Date: 4/18/2012	SeqNo: 66495

Analyte	Result	PQL	SPK value	SPK Ref Val	%REC	LowLimit	HighLimit	RPD Ref Val	%RPD	RPDLimit	Qual
Toluene	0.8700	0.15	1	0	87.0	70	130				
trans-1,2-Dichloroethene	1.010	0.15	1	0	101	70	130				
trans-1,3-Dichloropropene	0.9000	0.15	1	0	90.0	70	130				
Trichloroethene	0.9000	0.15	1	0	90.0	70	130				
Vinyl acetate	0.9600	0.15	1	0	96.0	70	130				
Vinyl Bromide	0.9900	0.15	1	0	99.0	70	130				
Vinyl chloride	0.9400	0.15	1	0	94.0	70	130				

Sample ID ALCS1UG-041912	SampType: LCS	TestCode: 1ugM3_TO15	Units: ppbV	Prep Date:	RunNo: 5697
Client ID: ZZZZZ	Batch ID: R5697	TestNo: TO-15		Analysis Date: 4/19/2012	SeqNo: 66506

Analyte	Result	PQL	SPK value	SPK Ref Val	%REC	LowLimit	HighLimit	RPD Ref Val	%RPD	RPDLimit	Qual
1,1,1-Trichloroethane	1.100	0.15	1	0	110	70	130				
1,1,2,2-Tetrachloroethane	1.040	0.15	1	0	104	70	130				
1,1,2-Trichloroethane	1.020	0.15	1	0	102	70	130				
1,1-Dichloroethane	1.160	0.15	1	0	116	70	130				
1,1-Dichloroethene	1.080	0.15	1	0	108	70	130				
1,2,4-Trichlorobenzene	1.240	0.15	1	0	124	70	130				
1,2,4-Trimethylbenzene	0.8800	0.15	1	0	88.0	70	130				
1,2-Dibromoethane	1.080	0.15	1	0	108	70	130				
1,2-Dichlorobenzene	1.020	0.15	1	0	102	70	130				
1,2-Dichloroethane	0.9700	0.15	1	0	97.0	70	130				
1,2-Dichloropropane	1.040	0.15	1	0	104	70	130				
1,3,5-Trimethylbenzene	0.9400	0.15	1	0	94.0	70	130				
1,3-butadiene	1.050	0.15	1	0	105	70	130				
1,3-Dichlorobenzene	1.070	0.15	1	0	107	70	130				
1,4-Dichlorobenzene	1.060	0.15	1	0	106	70	130				
1,4-Dioxane	0.6600	0.30	1	0	66.0	70	130				S
2,2,4-trimethylpentane	0.9000	0.15	1	0	90.0	70	130				
4-ethyltoluene	0.9000	0.15	1	0	90.0	70	130				

Qualifiers:

.	Results reported are not blank corrected	E	Value above quantitation range	H	Holding times for preparation or analysis exceeded
J	Analyte detected at or below quantitation limits	ND	Not Detected at the Reporting Limit	R	RPD outside accepted recovery limits
S	Spike Recovery outside accepted recovery limits				

Centek Laboratories, LLC

CLIENT: Arcadis
Work Order: C1204029
Project: LMC Corp Utica

TestCode: 1ugM3_TO15

Sample ID ALCS1UG-041912	SampType: LCS	TestCode: 1ugM3_TO15	Units: ppbV	Prep Date:	RunNo: 5697
Client ID: ZZZZZ	Batch ID: R5697	TestNo: TO-15		Analysis Date: 4/19/2012	SeqNo: 66506

Analyte	Result	PQL	SPK value	SPK Ref Val	%REC	LowLimit	HighLimit	RPD Ref Val	%RPD	RPDLimit	Qual
Acetone	1.020	0.30	1	0	102	70	130				
Allyl chloride	1.090	0.15	1	0	109	70	130				
Benzene	0.9800	0.15	1	0	98.0	70	130				
Benzyl chloride	1.150	0.15	1	0	115	70	130				
Bromodichloromethane	1.080	0.15	1	0	108	70	130				
Bromoform	1.070	0.15	1	0	107	70	130				
Bromomethane	1.110	0.15	1	0	111	70	130				
Carbon disulfide	1.110	0.15	1	0	111	70	130				
Carbon tetrachloride	1.080	0.15	1	0	108	70	130				
Chlorobenzene	1.000	0.15	1	0	100	70	130				
Chloroethane	1.170	0.15	1	0	117	70	130				
Chloroform	0.9600	0.15	1	0	96.0	70	130				
Chloromethane	1.100	0.15	1	0	110	70	130				
cis-1,2-Dichloroethene	0.9300	0.15	1	0	93.0	70	130				
cis-1,3-Dichloropropene	0.9600	0.15	1	0	96.0	70	130				
Cyclohexane	0.9200	0.15	1	0	92.0	70	130				
Dibromochloromethane	1.050	0.15	1	0	105	70	130				
Ethyl acetate	0.8300	0.25	1	0	83.0	70	130				
Ethylbenzene	0.9100	0.15	1	0	91.0	70	130				
Freon 11	1.080	0.15	1	0	108	70	130				
Freon 113	1.120	0.15	1	0	112	70	130				
Freon 114	1.100	0.15	1	0	110	70	130				
Freon 12	1.030	0.15	1	0	103	70	130				
Heptane	0.9100	0.15	1	0	91.0	70	130				
Hexachloro-1,3-butadiene	1.310	0.15	1	0	131	70	130				S
Hexane	1.220	0.15	1	0	122	70	130				
Isopropyl alcohol	0.9400	0.15	1	0	94.0	70	130				
m&p-Xylene	1.980	0.30	2	0	99.0	70	130				
Methyl Butyl Ketone	0.7700	0.30	1	0	77.0	70	130				
Methyl Ethyl Ketone	0.9500	0.30	1	0	95.0	70	130				
Methyl Isobutyl Ketone	0.9000	0.30	1	0	90.0	70	130				

Qualifiers:

.	Results reported are not blank corrected	E	Value above quantitation range	H	Holding times for preparation or analysis exceeded
J	Analyte detected at or below quantitation limits	ND	Not Detected at the Reporting Limit	R	RPD outside accepted recovery limits
S	Spike Recovery outside accepted recovery limits				

Centek Laboratories, LLC

CLIENT: Arcadis
Work Order: C1204029
Project: LMC Corp Utica

TestCode: 1ugM3_TO15

Sample ID ALCS1UG-041912	SampType: LCS	TestCode: 1ugM3_TO15	Units: ppbV	Prep Date:	RunNo: 5697
Client ID: ZZZZZ	Batch ID: R5697	TestNo: TO-15		Analysis Date: 4/19/2012	SeqNo: 66506

Analyte	Result	PQL	SPK value	SPK Ref Val	%REC	LowLimit	HighLimit	RPD Ref Val	%RPD	RPDLimit	Qual
Methyl tert-butyl ether	0.9000	0.15	1	0	90.0	70	130				
Methylene chloride	1.020	0.15	1	0	102	70	130				
o-Xylene	1.000	0.15	1	0	100	70	130				
Propylene	0.8800	0.15	1	0	88.0	70	130				
Styrene	0.9500	0.15	1	0	95.0	70	130				
Tetrachloroethylene	1.060	0.15	1	0	106	70	130				
Tetrahydrofuran	0.8500	0.15	1	0	85.0	70	130				
Toluene	0.9700	0.15	1	0	97.0	70	130				
trans-1,2-Dichloroethene	1.170	0.15	1	0	117	70	130				
trans-1,3-Dichloropropene	1.040	0.15	1	0	104	70	130				
Trichloroethene	1.020	0.15	1	0	102	70	130				
Vinyl acetate	1.070	0.15	1	0	107	70	130				
Vinyl Bromide	1.090	0.15	1	0	109	70	130				
Vinyl chloride	1.070	0.15	1	0	107	70	130				

Qualifiers:

.	Results reported are not blank corrected	E	Value above quantitation range	H	Holding times for preparation or analysis exceeded
J	Analyte detected at or below quantitation limits	ND	Not Detected at the Reporting Limit	R	RPD outside accepted recovery limits
S	Spike Recovery outside accepted recovery limits				

Centek Laboratories, LLC

Quantitation Report (QT Reviewed)

Data File : C:\HPCHEM\1\DATA\AJ041805.D Vial: 5
Acq On : 18 Apr 2012 11:28 am Operator: RJP
Sample : ALCS1UG-041812 Inst : MSD #1
Misc : A402_1UG Multiplr: 1.00
MS Integration Params: RTEINT.P
Quant Time: Apr 18 11:49:35 2012 Quant Results File: A402_1UG.RES

Quant Method : C:\HPCHEM\1\METHODS\A402_1UG.M (RTE Integrator)
Title : TO-15 VOA Standards for 5 point calibration
Last Update : Tue Apr 10 11:43:04 2012
Response via : Initial Calibration
DataAcq Meth : A402_1UG

Internal Standards	R.T.	QIon	Response	Conc	Units		Dev(Min)
1) Bromochloromethane	7.33	128	17162	1.00	ppb		0.00
32) 1,4-difluorobenzene	9.61	114	59022	1.00	ppb		0.00
47) Chlorobenzene-d5	14.58	117	41805	1.00	ppb		0.00
System Monitoring Compounds							
60) Bromofluorobenzene	16.14	95	23535	0.91	ppb		0.00
Spiked Amount 1.000	Range 70 - 130		Recovery = 91.00%				
Target Compounds							Qvalue
2) Propylene	2.95	41	13576	0.89	ppb		100
3) Freon 12	2.99	85	95681	0.97	ppb		100
4) Chloromethane	3.11	50	31190	0.99	ppb		95
5) Freon 114	3.11	85	88915	1.00	ppb		97
6) Vinyl Chloride	3.23	62	28359	0.94	ppb		98
7) 1,3-butadiene	3.30	39	22744	1.13	ppb		91
8) Bromomethane	3.51	94	35328	1.01	ppb		93
9) Ethanol	3.73	45	9307	1.05	ppb		82
10) Acrolein	4.10	56	7323	0.91	ppb	#	58
11) Chloroethane	3.62	64	11589	1.03	ppb		87
12) Vinyl Bromide	3.84	106	33519	0.99	ppb		92
13) Freon 11	4.02	101	87799	0.93	ppb		99
14) Acetone	4.18	58	12476	1.04	ppb		97
15) Isopropyl alcohol	4.26	45	31938	1.15	ppb	#	100
16) 1,1-dichloroethene	4.57	96	27917	0.97	ppb		97
17) Freon 113	4.72	101	62504	0.97	ppb		98
18) Methylene chloride	4.92	84	23827	0.95	ppb		97
19) Allyl chloride	4.91	41	29039	1.04	ppb		96
20) Carbon disulfide	5.03	76	67962	1.03	ppb		99
21) trans-1,2-dichloroethene	5.71	61	37846	1.01	ppb		98
22) methyl tert-butyl ether	5.77	73	44797	0.85	ppb		99
23) 1,1-dichloroethane	6.08	63	49376	1.02	ppb		98
24) Vinyl acetate	6.12	43	46181	0.96	ppb		99
25) Methyl Ethyl Ketone	6.57	72	7258	0.73	ppb	#	1
26) cis-1,2-dichloroethene	6.92	61	27882	0.85	ppb		98
27) Hexane	6.57	57	24234	0.78	ppb		87
28) Ethyl acetate	7.14	43	27019	0.81	ppb		98
29) Chloroform	7.49	83	62502	0.90	ppb		98
30) Tetrahydrofuran	7.68	42	13979m	0.89	ppb		
31) 1,2-dichloroethane	8.54	62	40041	0.88	ppb		98
33) 1,1,1-trichloroethane	8.24	97	64623	0.98	ppb		99
34) Cyclohexane	8.92	56	19717	0.86	ppb		92
35) Carbon tetrachloride	8.86	117	84229	0.94	ppb		99
36) Benzene	8.83	78	59615	0.91	ppb		94
37) Methyl methacrylate	10.66	41	15329	0.75	ppb		98
38) 1,4-dioxane	10.67	88	7999	0.74	ppb		98
39) 2,2,4-trimethylpentane	9.79	57	62835	0.85	ppb		99
40) Heptane	10.20	43	20804	0.84	ppb		95
41) Trichloroethene	10.29	130	36430	0.90	ppb		98
42) 1,2-dichloropropane	10.41	63	20410	0.90	ppb		98
43) Bromodichloromethane	10.81	83	66807	0.96	ppb		99
44) cis-1,3-dichloropropene	11.76	75	29706	0.92	ppb		99
45) trans-1,3-dichloropropene	12.58	75	21366	0.90	ppb		99

(#) = qualifier out of range (m) = manual integration

Quantitation Report (QT Reviewed)

Data File : C:\HPCHEM\1\DATA\AJ041805.D Vial: 5
Acq On : 18 Apr 2012 11:28 am Operator: RJP
Sample : ALCS1UG-041812 Inst : MSD #1
Misc : A402_1UG Multiplr: 1.00
MS Integration Params: RTEINT.P
Quant Time: Apr 18 11:49:35 2012 Quant Results File: A402_1UG.RES

Quant Method : C:\HPCHEM\1\METHODS\A402_1UG.M (RTE Integrator)
Title : TO-15 VOA Standards for 5 point calibration
Last Update : Tue Apr 10 11:43:04 2012
Response via : Initial Calibration
DataAcq Meth : A402_1UG

	Compound	R.T.	QIon	Response	Conc	Unit	Qvalue
46)	1,1,2-trichloroethane	12.90	97	31164	0.90	ppb	99
48)	Toluene	12.61	92	35165	0.87	ppb	94
49)	Methyl Isobutyl Ketone	11.73	43	21733	0.74	ppb	97
50)	Dibromochloromethane	13.58	129	73956	0.96	ppb	98
51)	Methyl Butyl Ketone	13.15	43	22756m	0.87	ppb	
52)	1,2-dibromoethane	13.82	107	48659	0.97	ppb	99
53)	Tetrachloroethylene	13.67	164	42286	0.92	ppb	98
54)	Chlorobenzene	14.62	112	61343	0.89	ppb	100
55)	Ethylbenzene	14.89	91	71183	0.80	ppb	100
56)	m&p-xylene	15.09	91	129726	1.71	ppb	99
57)	Styrene	15.49	104	40192	0.83	ppb	99
58)	Bromoform	15.57	173	78792	0.97	ppb	99
59)	o-xylene	15.53	91	90131	0.90	ppb	95
61)	1,1,2,2-tetrachloroethane	15.95	83	64334	0.90	ppb	100
62)	2-Chlorotoluene	16.57	91	57964	0.82	ppb	99
63)	4-ethyltoluene	16.72	105	73623	0.84	ppb	99
64)	1,3,5-trimethylbenzene	16.78	105	80716	0.84	ppb	96
65)	1,2,4-trimethylbenzene	17.18	105	61665	0.81	ppb	98
66)	1,3-dichlorobenzene	17.43	146	68011	0.98	ppb	96
67)	benzyl chloride	17.51	91	50100	1.10	ppb	99
68)	1,4-dichlorobenzene	17.56	146	66863	1.02	ppb	98
69)	1,2-dichlorobenzene	17.85	146	64569	0.94	ppb	98
70)	1,2,4-trichlorobenzene	20.33	180	22364m	0.77	ppb	
71)	Naphthalene	20.59	128	42688m	0.85	ppb	

(#) = qualifier out of range (m) = manual integration (+) = signals summed

Quantitation Report (QT Reviewed)

Data File : C:\HPCHEM\1\DATA\AJ041805.D Vial: 5
Acq On : 18 Apr 2012 11:28 am Operator: RJP
Sample : ALCS1UG-041812 Inst : MSD #1
Misc : A402_1UG Multiplr: 1.00
MS Integration Params: RTEINT.P
Quant Time: Apr 19 9:08 2012 Quant Results File: A402_1UG.RES

Method : C:\HPCHEM\1\METHODS\A402_1UG.M (RTE Integrator)
Title : TO-15 VOA Standards for 5 point calibration
Last Update : Fri Apr 27 10:17:02 2012
Response via : Initial Calibration

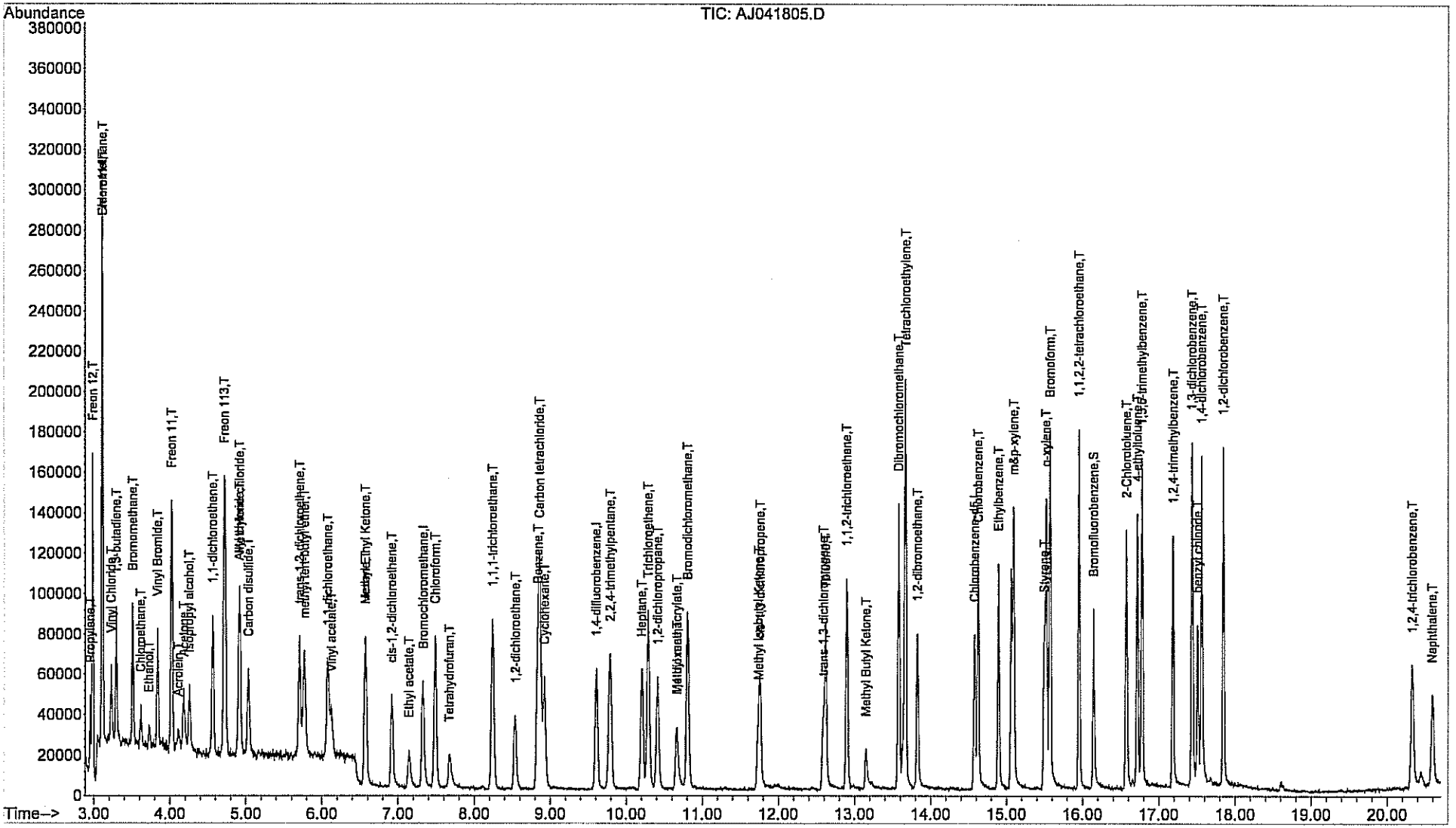

Centek Laboratories, LLC

Quantitation Report (QT Reviewed)

Data File : C:\HPCHEM\1\DATA\AJ041906.D Vial: 62
Acq On : 19 Apr 2012 10:29 am Operator: RJP
Sample : ALCS1UG-041912 Inst : MSD #1
Misc : A402_1UG Multiplr: 1.00
MS Integration Params: RTEINT.P
Quant Time: Apr 19 10:51:02 2012 Quant Results File: A402_1UG.RES

Quant Method : C:\HPCHEM\1\METHODS\A402_1UG.M (RTE Integrator)
Title : TO-15 VOA Standards for 5 point calibration
Last Update : Tue Apr 10 11:43:04 2012
Response via : Initial Calibration
DataAcq Meth : A402_1UG

Internal Standards	R.T.	QIon	Response	Conc	Units		Dev(Min)
1) Bromochloromethane	7.35	128	15092	1.00	ppb		0.01
32) 1,4-difluorobenzene	9.62	114	49575	1.00	ppb		0.00
47) Chlorobenzene-d5	14.57	117	35552	1.00	ppb		0.00
System Monitoring Compounds							
60) Bromofluorobenzene	16.14	95	21185	0.97	ppb		-0.01
Spiked Amount 1.000	Range 70 - 130		Recovery = 97.00%				
Target Compounds							Qvalue
2) Propylene	3.01	41	11834	0.88	ppb		94
3) Freon 12	3.04	85	89405	1.03	ppb		99
4) Chloromethane	3.16	50	30438	1.10	ppb		98
5) Freon 114	3.17	85	85422	1.10	ppb		99
6) Vinyl Chloride	3.28	62	28529	1.07	ppb		97
7) 1,3-butadiene	3.35	39	18547	1.05	ppb		98
8) Bromomethane	3.56	94	34087	1.11	ppb		91
9) Ethanol	3.79	45	6817	0.88	ppb		97
10) Acrolein	4.17	56	7422	1.04	ppb	#	56
11) Chloroethane	3.67	64	11612	1.17	ppb		95
12) Vinyl Bromide	3.88	106	32537	1.09	ppb		94
13) Freon 11	4.07	101	90296	1.08	ppb		99
14) Acetone	4.23	58	10819m	1.02	ppb		
15) Isopropyl alcohol	4.31	45	23001	0.94	ppb	#	100
16) 1,1-dichloroethene	4.60	96	27493	1.08	ppb		98
17) Freon 113	4.75	101	63088	1.12	ppb		98
18) Methylene chloride	4.97	84	22649	1.02	ppb		92
19) Allyl chloride	4.94	41	26625	1.09	ppb		94
20) Carbon disulfide	5.07	76	64723	1.11	ppb		100
21) trans-1,2-dichloroethene	5.73	61	38581	1.17	ppb		98
22) methyl tert-butyl ether	5.80	73	41741	0.90	ppb		95
23) 1,1-dichloroethane	6.10	63	49332	1.16	ppb		98
24) Vinyl acetate	6.15	43	45235	1.07	ppb		99
25) Methyl Ethyl Ketone	6.61	72	8350	0.95	ppb	#	75
26) cis-1,2-dichloroethene	6.93	61	26876	0.93	ppb		96
27) Hexane	6.59	57	33494	1.22	ppb		94
28) Ethyl acetate	7.17	43	24409	0.83	ppb		94
29) Chloroform	7.51	83	58935	0.96	ppb		96
30) Tetrahydrofuran	7.70	42	11790m	0.85	ppb		
31) 1,2-dichloroethane	8.55	62	38749	0.97	ppb		100
33) 1,1,1-trichloroethane	8.25	97	60800	1.10	ppb		98
34) Cyclohexane	8.93	56	17669	0.92	ppb		88
35) Carbon tetrachloride	8.87	117	81059	1.08	ppb		100
36) Benzene	8.84	78	53722	0.98	ppb		94
37) Methyl methacrylate	10.67	41	12205	0.71	ppb		95
38) 1,4-dioxane	10.68	88	5929m	0.66	ppb		
39) 2,2,4-trimethylpentane	9.79	57	56141	0.90	ppb		95
40) Heptane	10.21	43	18993	0.91	ppb		98
41) Trichloroethene	10.29	130	34794	1.02	ppb		96
42) 1,2-dichloropropane	10.41	63	19862	1.04	ppb		100
43) Bromodichloromethane	10.82	83	63179	1.08	ppb		98
44) cis-1,3-dichloropropene	11.76	75	25966	0.96	ppb		98
45) trans-1,3-dichloropropene	12.58	75	20745	1.04	ppb		93

(#) = qualifier out of range (m) = manual integration

Quantitation Report (QT Reviewed)

Data File : C:\HPCHEM\1\DATA\AJ041906.D Vial: 62
Acq On : 19 Apr 2012 10:29 am Operator: RJP
Sample : ALCS1UG-041912 Inst : MSD #1
Misc : A402_1UG Multiplr: 1.00
MS Integration Params: RTEINT.P
Quant Time: Apr 19 10:51:02 2012 Quant Results File: A402_1UG.RES

Quant Method : C:\HPCHEM\1\METHODS\A402_1UG.M (RTE Integrator)
Title : TO-15 VOA Standards for 5 point calibration
Last Update : Tue Apr 10 11:43:04 2012
Response via : Initial Calibration
DataAcq Meth : A402_1UG

	Compound	R.T.	QIon	Response	Conc	Unit		Qvalue
46)	1,1,2-trichloroethane	12.89	97	29636	1.02	ppb		97
48)	Toluene	12.62	92	33581	0.97	ppb		96
49)	Methyl Isobutyl Ketone	11.74	43	22439m	0.90	ppb		
50)	Dibromochloromethane	13.57	129	69054	1.05	ppb		99
51)	Methyl Butyl Ketone	13.16	43	17167m	0.77	ppb		
52)	1,2-dibromoethane	13.82	107	45986	1.08	ppb		99
53)	Tetrachloroethylene	13.66	164	41517	1.06	ppb		100
54)	Chlorobenzene	14.62	112	58149	1.00	ppb		99
55)	Ethylbenzene	14.89	91	68372	0.91	ppb		99
56)	m&p-xylene	15.09	91	127574	1.98	ppb		100
57)	Styrene	15.49	104	39000	0.95	ppb		100
58)	Bromoform	15.57	173	73993	1.07	ppb		98
59)	o-xylene	15.52	91	85153	1.00	ppb		95
61)	1,1,2,2-tetrachloroethane	15.95	83	63338	1.04	ppb		99
62)	2-Chlorotoluene	16.57	91	54271	0.91	ppb		97
63)	4-ethyltoluene	16.71	105	66962	0.90	ppb		100
64)	1,3,5-trimethylbenzene	16.78	105	76348	0.94	ppb		98
65)	1,2,4-trimethylbenzene	17.18	105	57078	0.88	ppb		99
66)	1,3-dichlorobenzene	17.43	146	63261	1.07	ppb		96
67)	benzyl chloride	17.51	91	44399	1.15	ppb		100
68)	1,4-dichlorobenzene	17.56	146	59587	1.06	ppb		98
69)	1,2-dichlorobenzene	17.85	146	59259	1.02	ppb		98
70)	1,2,4-trichlorobenzene	19.49	180	30673	1.24	ppb	#	100
71)	Naphthalene	19.64	128	38893	0.91	ppb		100
72)	Hexachloro-1,3-butadiene	19.75	225	57085m	1.31	ppb		

(#) = qualifier out of range (m) = manual integration (+) = signals summed

Quantitation Report (QT Reviewed)

Data File : C:\HPCHEM\1\DATA\AJ041906.D Vial: 62
Acq On : 19 Apr 2012 10:29 am Operator: RJP
Sample : ALCS1UG-041912 Inst : MSD #1
Misc : A402_1UG Multiplr: 1.00
MS Integration Params: RTEINT.P
Quant Time: Apr 19 15:28 2012 Quant Results File: A402_1UG.RES

Method : C:\HPCHEM\1\METHODS\A402_1UG.M (RTE Integrator)
Title : TO-15 VOA Standards for 5 point calibration
Last Update : Fri Apr 27 10:17:02 2012
Response via : Initial Calibration

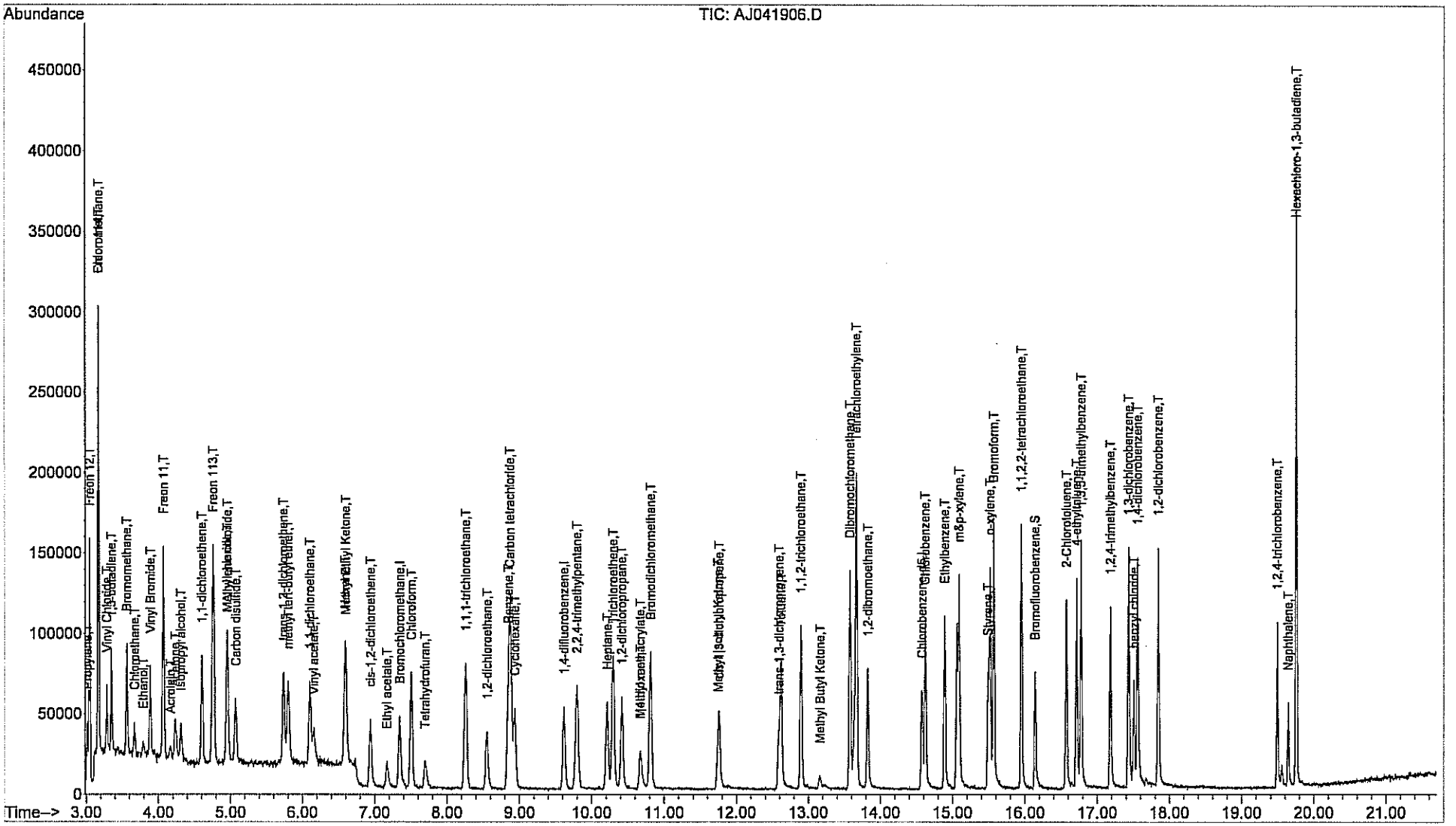

Centek Laboratories, LLC

CENTEK LABORATORIES, LLC

Date: *27-Apr-12*

ANALYTICAL QC SUMMARY REPORT

CLIENT: Arcadis
Work Order: C1204029
Project: LMC Corp Utica

TestCode: 1ugM3_TO15

Sample ID **ALCS1UGD-041812** SampType: **LCSD** TestCode: **1ugM3_TO15** Units: **ppbV** Prep Date: RunNo: **5696**
Client ID: **ZZZZZ** Batch ID: **R5696** TestNo: **TO-15** Analysis Date: **4/19/2012** SeqNo: **66496**

Analyte	Result	PQL	SPK value	SPK Ref Val	%REC	LowLimit	HighLimit	RPD Ref Val	%RPD	RPDLimit	Qual
1,1,1-Trichloroethane	1.040	0.15	1	0	104	70	130	0.98	5.94	30	
1,1,2,2-Tetrachloroethane	0.8900	0.15	1	0	89.0	70	130	0.9	1.12	30	
1,1,2-Trichloroethane	1.190	0.15	1	0	119	70	130	0.9	27.8	30	
1,1-Dichloroethane	1.040	0.15	1	0	104	70	130	1.02	1.94	30	
1,1-Dichloroethene	1.030	0.15	1	0	103	70	130	0.97	6.00	30	
1,2,4-Trichlorobenzene	0.8600	0.15	1	0	86.0	70	130	0.77	11.0	30	
1,2,4-Trimethylbenzene	1.180	0.15	1	0	118	70	130	0.81	37.2	30	R
1,2-Dibromoethane	0.8100	0.15	1	0	81.0	70	130	0.97	18.0	30	
1,2-Dichlorobenzene	0.8800	0.15	1	0	88.0	70	130	0.94	6.59	30	
1,2-Dichloroethane	0.9900	0.15	1	0	99.0	70	130	0.88	11.8	30	
1,2-Dichloropropane	1.030	0.15	1	0	103	70	130	0.9	13.5	30	
1,3,5-Trimethylbenzene	1.050	0.15	1	0	105	70	130	0.84	22.2	30	
1,3-butadiene	1.150	0.15	1	0	115	70	130	1.13	1.75	30	
1,3-Dichlorobenzene	0.9100	0.15	1	0	91.0	70	130	0.98	7.41	30	
1,4-Dichlorobenzene	0.9400	0.15	1	0	94.0	70	130	1.02	8.16	30	
1,4-Dioxane	0.8500	0.30	1	0	85.0	70	130	0.74	13.8	30	
2,2,4-trimethylpentane	0.9700	0.15	1	0	97.0	70	130	0.85	13.2	30	
4-ethyltoluene	1.060	0.15	1	0	106	70	130	0.84	23.2	30	
Acetone	1.020	0.30	1	0	102	70	130	1.04	1.94	30	
Allyl chloride	1.200	0.15	1	0	120	70	130	1.04	14.3	30	
Benzene	0.9600	0.15	1	0	96.0	70	130	0.91	5.35	30	
Benzyl chloride	1.020	0.15	1	0	102	70	130	1.1	7.55	30	
Bromodichloromethane	0.9900	0.15	1	0	99.0	70	130	0.96	3.08	30	
Bromoform	0.7800	0.15	1	0	78.0	70	130	0.97	21.7	30	
Bromomethane	1.060	0.15	1	0	106	70	130	1.01	4.83	30	

Qualifiers:
. Results reported are not blank corrected
E Value above quantitation range
H Holding times for preparation or analysis exceeded
J Analyte detected at or below quantitation limits
ND Not Detected at the Reporting Limit
R RPD outside accepted recovery limits
S Spike Recovery outside accepted recovery limits

CLIENT: Arcadis
Work Order: C1204029
Project: LMC Corp Utica

TestCode: 1ugM3_TO15

Sample ID ALCS1UGD-041812	SampType: LCSD	TestCode: 1ugM3_TO15	Units: ppbV	Prep Date:	RunNo: 5696
Client ID: ZZZZZ	Batch ID: R5696	TestNo: TO-15		Analysis Date: 4/19/2012	SeqNo: 66496

Analyte	Result	PQL	SPK value	SPK Ref Val	%REC	LowLimit	HighLimit	RPD Ref Val	%RPD	RPDLimit	Qual
Carbon disulfide	1.100	0.15	1	0	110	70	130	1.03	6.57	30	
Carbon tetrachloride	0.9800	0.15	1	0	98.0	70	130	0.94	4.17	30	
Chlorobenzene	0.8700	0.15	1	0	87.0	70	130	0.89	2.27	30	
Chloroethane	1.160	0.15	1	0	116	70	130	1.03	11.9	30	
Chloroform	1.000	0.15	1	0	100	70	130	0.9	10.5	30	
Chloromethane	1.170	0.15	1	0	117	70	130	0.99	16.7	30	
cis-1,2-Dichloroethene	0.9300	0.15	1	0	93.0	70	130	0.85	8.99	30	
cis-1,3-Dichloropropene	1.090	0.15	1	0	109	70	130	0.92	16.9	30	
Cyclohexane	0.9700	0.15	1	0	97.0	70	130	0.86	12.0	30	
Dibromochloromethane	0.7100	0.15	1	0	71.0	70	130	0.96	29.9	30	
Ethyl acetate	0.8400	0.25	1	0	84.0	70	130	0.81	3.64	30	
Ethylbenzene	1.060	0.15	1	0	106	70	130	0.8	28.0	30	
Freon 11	0.9600	0.15	1	0	96.0	70	130	0.93	3.17	30	
Freon 113	1.030	0.15	1	0	103	70	130	0.97	6.00	30	
Freon 114	1.060	0.15	1	0	106	70	130	1	5.83	30	
Freon 12	1.100	0.15	1	0	110	70	130	0.97	12.6	30	
Heptane	0.9900	0.15	1	0	99.0	70	130	0.84	16.4	30	
Hexachloro-1,3-butadiene	0.6400	0.15	1	0	64.0	70	130	0	200	30	SR
Hexane	0.8000	0.15	1	0	80.0	70	130	0.78	2.53	30	
Isopropyl alcohol	1.200	0.15	1	0	120	70	130	1.15	4.26	30	
m&p-Xylene	1.790	0.30	2	0	89.5	70	130	1.71	4.57	30	
Methyl Butyl Ketone	1.030	0.30	1	0	103	70	130	0.87	16.8	30	
Methyl Ethyl Ketone	0.7300	0.30	1	0	73.0	70	130	0.73	0	30	
Methyl Isobutyl Ketone	0.8800	0.30	1	0	88.0	70	130	0.74	17.3	30	
Methyl tert-butyl ether	1.060	0.15	1	0	106	70	130	0.85	22.0	30	
Methylene chloride	1.020	0.15	1	0	102	70	130	0.95	7.11	30	
o-Xylene	0.8700	0.15	1	0	87.0	70	130	0.9	3.39	30	
Propylene	1.180	0.15	1	0	118	70	130	0.89	28.0	30	
Styrene	1.030	0.15	1	0	103	70	130	0.83	21.5	30	
Tetrachloroethylene	0.7600	0.15	1	0	76.0	70	130	0.92	19.0	30	
Tetrahydrofuran	0.7800	0.15	1	0	78.0	70	130	0.89	13.2	30	

Qualifiers:

.	Results reported are not blank corrected	E	Value above quantitation range	H	Holding times for preparation or analysis exceeded
J	Analyte detected at or below quantitation limits	ND	Not Detected at the Reporting Limit	R	RPD outside accepted recovery limits
S	Spike Recovery outside accepted recovery limits				

Centek Laboratories, LLC

CLIENT: Arcadis
Work Order: C1204029
Project: LMC Corp Utica

TestCode: 1ugM3_TO15

Sample ID ALCS1UGD-041812	SampType: LCSD	TestCode: 1ugM3_TO15	Units: ppbV	Prep Date:	RunNo: 5696
Client ID: ZZZZZ	Batch ID: R5696	TestNo: TO-15		Analysis Date: 4/19/2012	SeqNo: 66496

Analyte	Result	PQL	SPK value	SPK Ref Val	%REC	LowLimit	HighLimit	RPD Ref Val	%RPD	RPDLimit	Qual
Toluene	0.8600	0.15	1	0	86.0	70	130	0.87	1.16	30	
trans-1,2-Dichloroethene	1.120	0.15	1	0	112	70	130	1.01	10.3	30	
trans-1,3-Dichloropropene	1.270	0.15	1	0	127	70	130	0.9	34.1	30	R
Trichloroethene	0.9800	0.15	1	0	98.0	70	130	0.9	8.51	30	
Vinyl acetate	0.8600	0.15	1	0	86.0	70	130	0.96	11.0	30	
Vinyl Bromide	1.070	0.15	1	0	107	70	130	0.99	7.77	30	
Vinyl chloride	1.050	0.15	1	0	105	70	130	0.94	11.1	30	

Sample ID ALCS1UGD-041912	SampType: LCSD	TestCode: 1ugM3_TO15	Units: ppbV	Prep Date:	RunNo: 5697
Client ID: ZZZZZ	Batch ID: R5697	TestNo: TO-15		Analysis Date: 4/20/2012	SeqNo: 66507

Analyte	Result	PQL	SPK value	SPK Ref Val	%REC	LowLimit	HighLimit	RPD Ref Val	%RPD	RPDLimit	Qual
1,1,1-Trichloroethane	0.9700	0.15	1	0	97.0	70	130	1.1	12.6	30	
1,1,2,2-Tetrachloroethane	0.7900	0.15	1	0	79.0	70	130	1.04	27.3	30	
1,1,2-Trichloroethane	0.8900	0.15	1	0	89.0	70	130	1.02	13.6	30	
1,1-Dichloroethane	1.100	0.15	1	0	110	70	130	1.16	5.31	30	
1,1-Dichloroethene	1.050	0.15	1	0	105	70	130	1.08	2.82	30	
1,2,4-Trichlorobenzene	0.8300	0.15	1	0	83.0	70	130	1.24	39.6	30	R
1,2,4-Trimethylbenzene	0.7600	0.15	1	0	76.0	70	130	0.88	14.6	30	
1,2-Dibromoethane	0.8900	0.15	1	0	89.0	70	130	1.08	19.3	30	
1,2-Dichlorobenzene	0.8100	0.15	1	0	81.0	70	130	1.02	23.0	30	
1,2-Dichloroethane	0.9000	0.15	1	0	90.0	70	130	0.97	7.49	30	
1,2-Dichloropropane	0.8600	0.15	1	0	86.0	70	130	1.04	18.9	30	
1,3,5-Trimethylbenzene	0.7200	0.15	1	0	72.0	70	130	0.94	26.5	30	
1,3-butadiene	1.000	0.15	1	0	100	70	130	1.05	4.88	30	
1,3-Dichlorobenzene	0.8900	0.15	1	0	89.0	70	130	1.07	18.4	30	
1,4-Dichlorobenzene	0.9000	0.15	1	0	90.0	70	130	1.06	16.3	30	
1,4-Dioxane	0.2500	0.30	1	0	25.0	70	130	0.66	0	30	JS
2,2,4-trimethylpentane	0.7600	0.15	1	0	76.0	70	130	0.9	16.9	30	
4-ethyltoluene	0.7500	0.15	1	0	75.0	70	130	0.9	18.2	30	

Qualifiers:

.	Results reported are not blank corrected	E	Value above quantitation range	H	Holding times for preparation or analysis exceeded
J	Analyte detected at or below quantitation limits	ND	Not Detected at the Reporting Limit	R	RPD outside accepted recovery limits
S	Spike Recovery outside accepted recovery limits				

Centek Laboratories, LLC

CLIENT: Arcadis
Work Order: C1204029
Project: LMC Corp Utica

TestCode: 1ugM3_TO15

Sample ID ALCS1UGD-041912	SampType: LCSD	TestCode: 1ugM3_TO15	Units: ppbV	Prep Date:	RunNo: 5697
Client ID: ZZZZZ	Batch ID: R5697	TestNo: TO-15		Analysis Date: 4/20/2012	SeqNo: 66507

Analyte	Result	PQL	SPK value	SPK Ref Val	%REC	LowLimit	HighLimit	RPD Ref Val	%RPD	RPDLimit	Qual
Acetone	0.8200	0.30	1	0	82.0	70	130	1.02	21.7	30	
Allyl chloride	1.000	0.15	1	0	100	70	130	1.09	8.61	30	
Benzene	0.7900	0.15	1	0	79.0	70	130	0.98	21.5	30	
Benzyl chloride	0.8500	0.15	1	0	85.0	70	130	1.15	30.0	30	
Bromodichloromethane	0.9100	0.15	1	0	91.0	70	130	1.08	17.1	30	
Bromoform	0.8600	0.15	1	0	86.0	70	130	1.07	21.8	30	
Bromomethane	1.070	0.15	1	0	107	70	130	1.11	3.67	30	
Carbon disulfide	1.110	0.15	1	0	111	70	130	1.11	0	30	
Carbon tetrachloride	0.9200	0.15	1	0	92.0	70	130	1.08	16.0	30	
Chlorobenzene	0.8100	0.15	1	0	81.0	70	130	1	21.0	30	
Chloroethane	1.050	0.15	1	0	105	70	130	1.17	10.8	30	
Chloroform	0.9000	0.15	1	0	90.0	70	130	0.96	6.45	30	
Chloromethane	1.130	0.15	1	0	113	70	130	1.1	2.69	30	
cis-1,2-Dichloroethene	1.220	0.15	1	0	122	70	130	0.93	27.0	30	
cis-1,3-Dichloropropene	0.8600	0.15	1	0	86.0	70	130	0.96	11.0	30	
Cyclohexane	0.7500	0.15	1	0	75.0	70	130	0.92	20.4	30	
Dibromochloromethane	0.8500	0.15	1	0	85.0	70	130	1.05	21.1	30	
Ethyl acetate	0.7500	0.25	1	0	75.0	70	130	0.83	10.1	30	
Ethylbenzene	0.7500	0.15	1	0	75.0	70	130	0.91	19.3	30	
Freon 11	1.090	0.15	1	0	109	70	130	1.08	0.922	30	
Freon 113	1.060	0.15	1	0	106	70	130	1.12	5.50	30	
Freon 114	1.110	0.15	1	0	111	70	130	1.1	0.905	30	
Freon 12	1.020	0.15	1	0	102	70	130	1.03	0.976	30	
Heptane	0.7600	0.15	1	0	76.0	70	130	0.91	18.0	30	
Hexachloro-1,3-butadiene	0.9100	0.15	1	0	91.0	70	130	1.31	36.0	30	R
Hexane	1.180	0.15	1	0	118	70	130	1.22	3.33	30	
Isopropyl alcohol	0.5300	0.15	1	0	53.0	70	130	0.94	55.8	30	SR
m&p-Xylene	1.560	0.30	2	0	78.0	70	130	1.98	23.7	30	
Methyl Butyl Ketone	0.7500	0.30	1	0	75.0	70	130	0.77	2.63	30	
Methyl Ethyl Ketone	0.8300	0.30	1	0	83.0	70	130	0.95	13.5	30	
Methyl Isobutyl Ketone	0.3300	0.30	1	0	33.0	70	130	0.9	92.7	30	SR

Qualifiers:

- . Results reported are not blank corrected
- J Analyte detected at or below quantitation limits
- S Spike Recovery outside accepted recovery limits
- E Value above quantitation range
- ND Not Detected at the Reporting Limit
- H Holding times for preparation or analysis exceeded
- R RPD outside accepted recovery limits

Centek Laboratories, LLC

CLIENT: Arcadis
Work Order: C1204029
Project: LMC Corp Utica

TestCode: 1ugM3_TO15

Sample ID ALCS1UGD-041912	SampType: LCSD	TestCode: 1ugM3_TO15	Units: ppbV	Prep Date:	RunNo: 5697
Client ID: ZZZZZ	Batch ID: R5697	TestNo: TO-15		Analysis Date: 4/20/2012	SeqNo: 66507

Analyte	Result	PQL	SPK value	SPK Ref Val	%REC	LowLimit	HighLimit	RPD Ref Val	%RPD	RPDLimit	Qual
Methyl tert-butyl ether	0.9800	0.15	1	0	98.0	70	130	0.9	8.51	30	
Methylene chloride	1.040	0.15	1	0	104	70	130	1.02	1.94	30	
o-Xylene	0.8500	0.15	1	0	85.0	70	130	1	16.2	30	
Propylene	0.9900	0.15	1	0	99.0	70	130	0.88	11.8	30	
Styrene	0.8200	0.15	1	0	82.0	70	130	0.95	14.7	30	
Tetrachloroethylene	0.8300	0.15	1	0	83.0	70	130	1.06	24.3	30	
Tetrahydrofuran	0.9300	0.15	1	0	93.0	70	130	0.85	8.99	30	
Toluene	0.8000	0.15	1	0	80.0	70	130	0.97	19.2	30	
trans-1,2-Dichloroethene	1.120	0.15	1	0	112	70	130	1.17	4.37	30	
trans-1,3-Dichloropropene	0.9400	0.15	1	0	94.0	70	130	1.04	10.1	30	
Trichloroethene	0.8500	0.15	1	0	85.0	70	130	1.02	18.2	30	
Vinyl acetate	1.120	0.15	1	0	112	70	130	1.07	4.57	30	
Vinyl Bromide	1.050	0.15	1	0	105	70	130	1.09	3.74	30	
Vinyl chloride	1.070	0.15	1	0	107	70	130	1.07	0	30	

Qualifiers:

.	Results reported are not blank corrected	E	Value above quantitation range	H	Holding times for preparation or analysis exceeded
J	Analyte detected at or below quantitation limits	ND	Not Detected at the Reporting Limit	R	RPD outside accepted recovery limits
S	Spike Recovery outside accepted recovery limits				

Centek Laboratories, LLC

Quantitation Report (QT Reviewed)

Data File : C:\HPCHEM\1\DATA\AJ041829.D Vial: 47
Acq On : 19 Apr 2012 1:03 am Operator: RJP
Sample : ALCS1UGD-041812 Inst : MSD #1
Misc : A402_1UG Multiplr: 1.00
MS Integration Params: RTEINT.P
Quant Time: Apr 19 01:23:57 2012 Quant Results File: A402_1UG.RES

Quant Method : C:\HPCHEM\1\METHODS\A402_1UG.M (RTE Integrator)
Title : TO-15 VOA Standards for 5 point calibration
Last Update : Tue Apr 10 11:43:04 2012
Response via : Initial Calibration
DataAcq Meth : A402_1UG

Internal Standards	R.T.	QIon	Response	Conc	Units		Dev(Min)
1) Bromochloromethane	7.35	128	18737	1.00	ppb		0.02
32) 1,4-difluorobenzene	9.62	114	66302	1.00	ppb		0.00
47) Chlorobenzene-d5	14.58	117	72077	1.00	ppb		0.00
System Monitoring Compounds							
60) Bromofluorobenzene	16.14	95	47005	1.06	ppb		0.00
Spiked Amount 1.000	Range 70 - 130		Recovery = 106.00%				
Target Compounds							Qvalue
2) Propylene	3.00	41	19644	1.18	ppb		95
3) Freon 12	3.03	85	118887	1.10	ppb		99
4) Chloromethane	3.15	50	39948	1.17	ppb		99
5) Freon 114	3.16	85	102827	1.06	ppb		96
6) Vinyl Chloride	3.27	62	34655	1.05	ppb		97
7) 1,3-butadiene	3.34	39	25343	1.15	ppb		100
8) Bromomethane	3.55	94	40392	1.06	ppb		94
9) Ethanol	3.77	45	8610m	0.89	ppb		
10) Acrolein	4.15	56	10723	1.21	ppb		76
11) Chloroethane	3.66	64	14304	1.16	ppb		95
12) Vinyl Bromide	3.88	106	39419	1.07	ppb		97
13) Freon 11	4.06	101	99305	0.96	ppb		99
14) Acetone	4.22	58	13419	1.02	ppb		99
15) Isopropyl alcohol	4.30	45	36315	1.20	ppb	#	100
16) 1,1-dichloroethene	4.60	96	32405	1.03	ppb		95
17) Freon 113	4.76	101	71919	1.03	ppb		99
18) Methylene chloride	4.95	84	28073	1.02	ppb		96
19) Allyl chloride	4.94	41	36539	1.20	ppb		92
20) Carbon disulfide	5.07	76	79671	1.10	ppb		98
21) trans-1,2-dichloroethene	5.74	61	45503	1.12	ppb		95
22) methyl tert-butyl ether	5.80	73	61088	1.06	ppb		91
23) 1,1-dichloroethane	6.11	63	54637	1.04	ppb		100
24) Vinyl acetate	6.15	43	45094	0.86	ppb		98
25) Methyl Ethyl Ketone	6.60	72	7978	0.73	ppb		97
26) cis-1,2-dichloroethene	6.94	61	33359	0.93	ppb		98
27) Hexane	6.60	57	27097	0.80	ppb	#	81
28) Ethyl acetate	7.17	43	30598	0.84	ppb		96
29) Chloroform	7.51	83	76024	1.00	ppb		98
30) Tetrahydrofuran	7.70	42	13419	0.78	ppb		94
31) 1,2-dichloroethane	8.55	62	48961	0.99	ppb		99
33) 1,1,1-trichloroethane	8.26	97	77265	1.04	ppb		98
34) Cyclohexane	8.94	56	24977	0.97	ppb		96
35) Carbon tetrachloride	8.88	117	98326	0.98	ppb		99
36) Benzene	8.85	78	70297	0.96	ppb		94
37) Methyl methacrylate	10.67	41	17177	0.75	ppb		91
38) 1,4-dioxane	10.69	88	10322m	0.85	ppb		
39) 2,2,4-trimethylpentane	9.80	57	80519	0.97	ppb		99
40) Heptane	10.22	43	27631	0.99	ppb		96
41) Trichloroethene	10.30	130	44308	0.98	ppb		96
42) 1,2-dichloropropane	10.42	63	26296	1.03	ppb		99
43) Bromodichloromethane	10.82	83	77902	0.99	ppb		99
44) cis-1,3-dichloropropene	11.77	75	39375	1.09	ppb		98
45) trans-1,3-dichloropropene	12.59	75	33881m	1.27	ppb		

(#) = qualifier out of range (m) = manual integration

Data File : C:\HPCHEM\1\DATA\AJ041829.D Vial: 47
Acq On : 19 Apr 2012 1:03 am Operator: RJP
Sample : ALCS1UGD-041812 Inst : MSD #1
Misc : A402_1UG Multiplr: 1.00
MS Integration Params: RTEINT.P
Quant Time: Apr 19 01:23:57 2012 Quant Results File: A402_1UG.RES

Quant Method : C:\HPCHEM\1\METHODS\A402_1UG.M (RTE Integrator)
Title : TO-15 VOA Standards for 5 point calibration
Last Update : Tue Apr 10 11:43:04 2012
Response via : Initial Calibration
DataAcq Meth : A402_1UG

	Compound	R.T.	QIon	Response	Conc	Unit	Qvalue
46)	1,1,2-trichloroethane	12.90	97	46296	1.19	ppb	98
48)	Toluene	12.62	92	60035	0.86	ppb	95
49)	Methyl Isobutyl Ketone	11.73	43	44699m	0.88	ppb	
50)	Dibromochloromethane	13.58	129	94028	0.71	ppb	98
51)	Methyl Butyl Ketone	13.15	43	46278m	1.03	ppb	
52)	1,2-dibromoethane	13.83	107	69735	0.81	ppb	98
53)	Tetrachloroethylene	13.67	164	60099	0.76	ppb	98
54)	Chlorobenzene	14.62	112	103271	0.87	ppb	98
55)	Ethylbenzene	14.89	91	161671	1.06	ppb	99
56)	m&p-xylene	15.06	91	233969	1.79	ppb	98
57)	Styrene	15.49	104	86355	1.03	ppb	94
58)	Bromoform	15.57	173	109278m	0.78	ppb	
59)	o-xylene	15.52	91	150632	0.87	ppb	94
61)	1,1,2,2-tetrachloroethane	15.95	83	109449	0.89	ppb	96
62)	2-Chlorotoluene	16.57	91	147528	1.22	ppb	92
63)	4-ethyltoluene	16.72	105	160464	1.06	ppb	94
64)	1,3,5-trimethylbenzene	16.78	105	172293	1.05	ppb	97
65)	1,2,4-trimethylbenzene	17.19	105	155499	1.18	ppb	90
66)	1,3-dichlorobenzene	17.43	146	108670	0.91	ppb	95
67)	benzyl chloride	17.51	91	80061	1.02	ppb	97
68)	1,4-dichlorobenzene	17.56	146	106552	0.94	ppb	95
69)	1,2-dichlorobenzene	17.84	146	103520	0.88	ppb	98
70)	1,2,4-trichlorobenzene	20.08	180	43524m	0.86	ppb	
71)	Naphthalene	20.36	128	86254m	0.99	ppb	
72)	Hexachloro-1,3-butadiene	20.57	225	56474m	0.64	ppb	

(#) = qualifier out of range (m) = manual integration (+) = signals summed

Quantitation Report (QT Reviewed)

Data File : C:\HPCHEM\1\DATA\AJ041829.D Vial: 47
Acq On : 19 Apr 2012 1:03 am Operator: RJP
Sample : ALCS1UGD-041812 Inst : MSD #1
Misc : A402_1UG Multiplr: 1.00
MS Integration Params: RTEINT.P
Quant Time: Apr 19 9:32 2012 Quant Results File: A402_1UG.RES

Method : C:\HPCHEM\1\METHODS\A402_1UG.M (RTE Integrator)
Title : TO-15 VOA Standards for 5 point calibration
Last Update : Fri Apr 27 10:17:02 2012
Response via : Initial Calibration

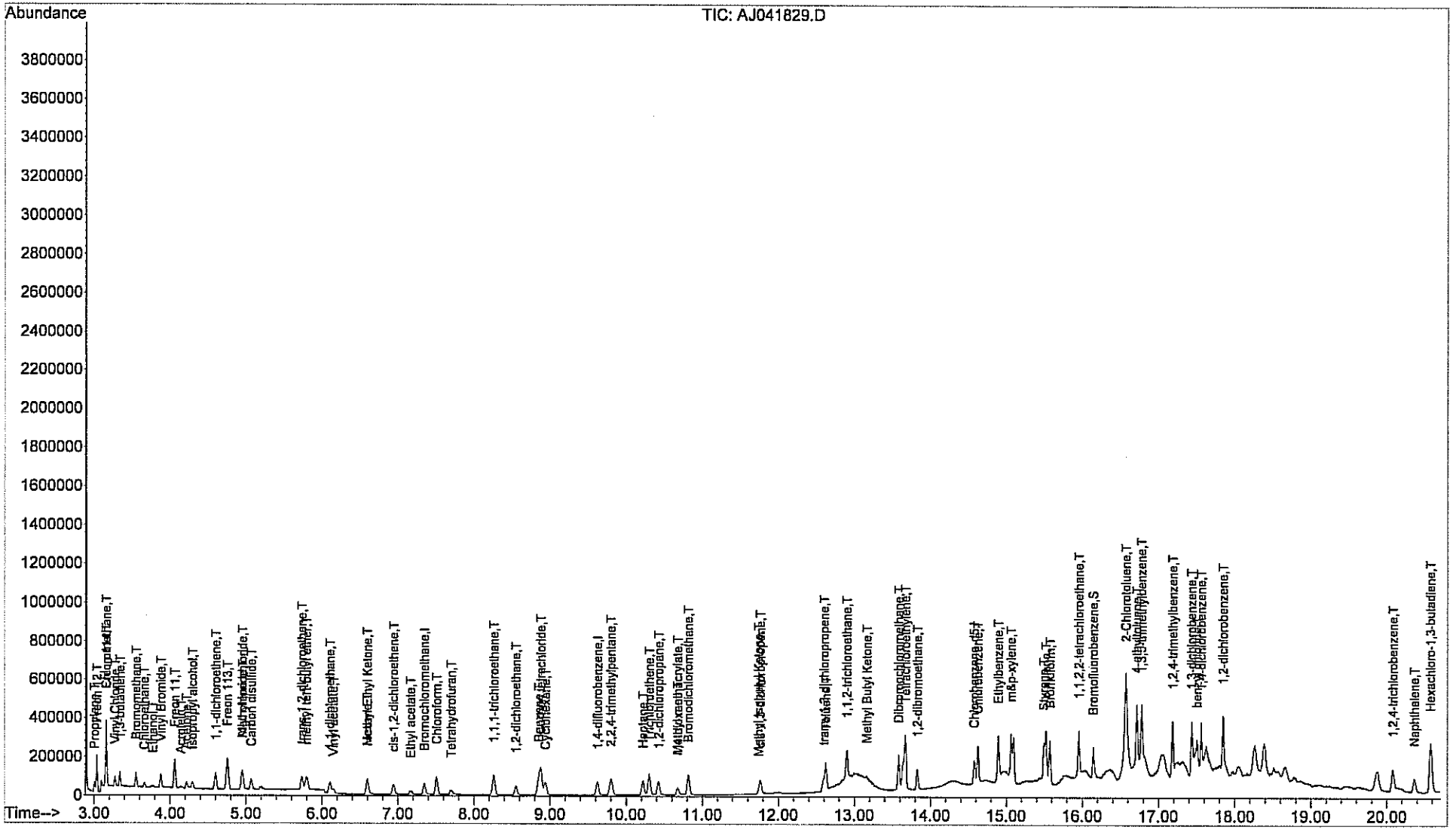

Centek Laboratories, LLC

Quantitation Report (QT Reviewed)

Data File : C:\HPCHEM\1\DATA\AJ041932.D Vial: 86
Acq On : 20 Apr 2012 2:34 am Operator: RJP
Sample : ALCS1UGD-041912 Inst : MSD #1
Misc : A402_1UG Multiplr: 1.00
MS Integration Params: RTEINT.P
Quant Time: Apr 20 08:25:56 2012 Quant Results File: A402_1UG.RES

Quant Method : C:\HPCHEM\1\METHODS\A402_1UG.M (RTE Integrator)
Title : TO-15 VOA Standards for 5 point calibration
Last Update : Fri Apr 20 08:22:16 2012
Response via : Initial Calibration
DataAcq Meth : A402_1UG

Internal Standards	R.T.	QIon	Response	Conc	Units		Dev(Min)
1) Bromochloromethane	7.36	128	15659	1.00	ppb		0.02
32) 1,4-difluorobenzene	9.63	114	55296	1.00	ppb		0.01
47) Chlorobenzene-d5	14.58	117	42272	1.00	ppb		0.00
System Monitoring Compounds							
60) Bromofluorobenzene	16.15	95	26959	1.03	ppb		0.00
Spiked Amount 1.000	Range 70 - 130		Recovery = 103.00%				
Target Compounds							Qvalue
2) Propylene	3.01	41	13750	0.99	ppb		94
3) Freon 12	3.04	85	91909m	1.02	ppb		
4) Chloromethane	3.16	50	32264	1.13	ppb		97
5) Freon 114	3.16	85	89776	1.11	ppb		98
6) Vinyl Chloride	3.28	62	29674	1.07	ppb		94
7) 1,3-butadiene	3.34	39	18384	1.00	ppb		96
8) Bromomethane	3.56	94	33997	1.07	ppb		96
9) Ethanol	3.78	45	6371	0.79	ppb		85
10) Acrolein	4.15	56	8180	1.11	ppb	#	71
11) Chloroethane	3.66	64	10834	1.05	ppb		94
12) Vinyl Bromide	3.88	106	32383	1.05	ppb		98
13) Freon 11	4.07	101	93847	1.09	ppb		97
14) Acetone	4.23	58	8979	0.82	ppb	#	82
15) Isopropyl alcohol	4.31	45	13370	0.53	ppb	#	100
16) 1,1-dichloroethene	4.61	96	27640	1.05	ppb		97
17) Freon 113	4.76	101	61873	1.06	ppb		97
18) Methylene chloride	4.96	84	23824	1.04	ppb		100
19) Allyl chloride	4.95	41	25400	1.00	ppb		100
20) Carbon disulfide	5.07	76	67125	1.11	ppb		99
21) trans-1,2-dichloroethene	5.75	61	38070	1.12	ppb		99
22) methyl tert-butyl ether	5.81	73	46974	0.98	ppb		90
23) 1,1-dichloroethane	6.12	63	48424	1.10	ppb		98
24) Vinyl acetate	6.16	43	49265	1.12	ppb		100
25) Methyl Ethyl Ketone	6.61	72	7504m	0.83	ppb		
26) cis-1,2-dichloroethene	6.95	61	36562	1.22	ppb		98
27) Hexane	6.60	57	33691	1.18	ppb		98
28) Ethyl acetate	7.18	43	22905m	0.75	ppb		
29) Chloroform	7.51	83	57136	0.90	ppb		97
30) Tetrahydrofuran	7.70	42	13437m	0.93	ppb		
31) 1,2-dichloroethane	8.56	62	37353	0.90	ppb		99
33) 1,1,1-trichloroethane	8.27	97	60160	0.97	ppb		99
34) Cyclohexane	8.94	56	16074	0.75	ppb	#	82
35) Carbon tetrachloride	8.89	117	77579	0.92	ppb		97
36) Benzene	8.86	78	47951	0.79	ppb		94
37) Methyl methacrylate	10.68	41	13395m	0.70	ppb		
38) 1,4-dioxane	10.71	88	2489m	0.25	ppb		
39) 2,2,4-trimethylpentane	9.81	57	52600	0.76	ppb		96
40) Heptane	10.23	43	17628	0.76	ppb		97
41) Trichloroethene	10.31	130	32219	0.85	ppb		96
42) 1,2-dichloropropane	10.43	63	18399	0.86	ppb		99
43) Bromodichloromethane	10.82	83	59792	0.91	ppb		99
44) cis-1,3-dichloropropene	11.77	75	25866	0.86	ppb		99
45) trans-1,3-dichloropropene	12.60	75	20915	0.94	ppb		99

(#) = qualifier out of range (m) = manual integration

Quantitation Report (QT Reviewed)

Data File : C:\HPCHEM\1\DATA\AJ041932.D Vial: 86
Acq On : 20 Apr 2012 2:34 am Operator: RJP
Sample : ALCS1UGD-041912 Inst : MSD #1
Misc : A402_1UG Multiplr: 1.00
MS Integration Params: RTEINT.P
Quant Time: Apr 20 08:25:56 2012 Quant Results File: A402_1UG.RES

Quant Method : C:\HPCHEM\1\METHODS\A402_1UG.M (RTE Integrator)
Title : TO-15 VOA Standards for 5 point calibration
Last Update : Fri Apr 20 08:22:16 2012
Response via : Initial Calibration
DataAcq Meth : A402_1UG

	Compound	R.T.	QIon	Response	Conc	Unit		Qvalue
46)	1,1,2-trichloroethane	12.91	97	28722	0.89	ppb		98
48)	Toluene	12.63	92	32872	0.80	ppb		96
49)	Methyl Isobutyl Ketone	11.75	43	9665m	0.33	ppb		
50)	Dibromochloromethane	13.59	129	66048	0.85	ppb		99
51)	Methyl Butyl Ketone	13.16	43	19904m	0.75	ppb		
52)	1,2-dibromoethane	13.83	107	45189	0.89	ppb		97
53)	Tetrachloroethylene	13.68	164	38494	0.83	ppb		98
54)	Chlorobenzene	14.63	112	56259	0.81	ppb		99
55)	Ethylbenzene	14.90	91	67044	0.75	ppb		99
56)	m&p-xylene	15.10	91	119584	1.56	ppb		97
57)	Styrene	15.50	104	40267	0.82	ppb		95
58)	Bromoform	15.58	173	70979	0.86	ppb		100
59)	o-xylene	15.53	91	85979m	0.85	ppb		
61)	1,1,2,2-tetrachloroethane	15.96	83	57444	0.79	ppb		98
62)	2-Chlorotoluene	16.58	91	62936	0.88	ppb		97
63)	4-ethyltoluene	16.72	105	66475	0.75	ppb		96
64)	1,3,5-trimethylbenzene	16.78	105	69725	0.72	ppb		98
65)	1,2,4-trimethylbenzene	17.19	105	58527m	0.76	ppb		
66)	1,3-dichlorobenzene	17.44	146	62155	0.89	ppb		97
67)	benzyl chloride	17.51	91	39068	0.85	ppb		97
68)	1,4-dichlorobenzene	17.56	146	59917	0.90	ppb		97
69)	1,2-dichlorobenzene	17.86	146	56142	0.81	ppb		97
70)	1,2,4-trichlorobenzene	19.50	180	24570	0.83	ppb	#	100
71)	Naphthalene	19.65	128	17048	0.33	ppb		100
72)	Hexachloro-1,3-butadiene	19.76	225	47343	0.91	ppb	#	100

(#) = qualifier out of range (m) = manual integration (+) = signals summed

Quantitation Report (QT Reviewed)

Data File : C:\HPCHEM\1\DATA\AJ041932.D Vial: 86
Acq On : 20 Apr 2012 2:34 am Operator: RJP
Sample : ALCS1UGD-041912 Inst : MSD #1
Misc : A402_1UG Multiplr: 1.00
MS Integration Params: RTEINT.P
Quant Time: Apr 20 8:42 2012 Quant Results File: A402_1UG.RES

Method : C:\HPCHEM\1\METHODS\A402_1UG.M (RTE Integrator)
Title : TO-15 VOA Standards for 5 point calibration
Last Update : Fri Apr 27 10:17:02 2012
Response via : Initial Calibration

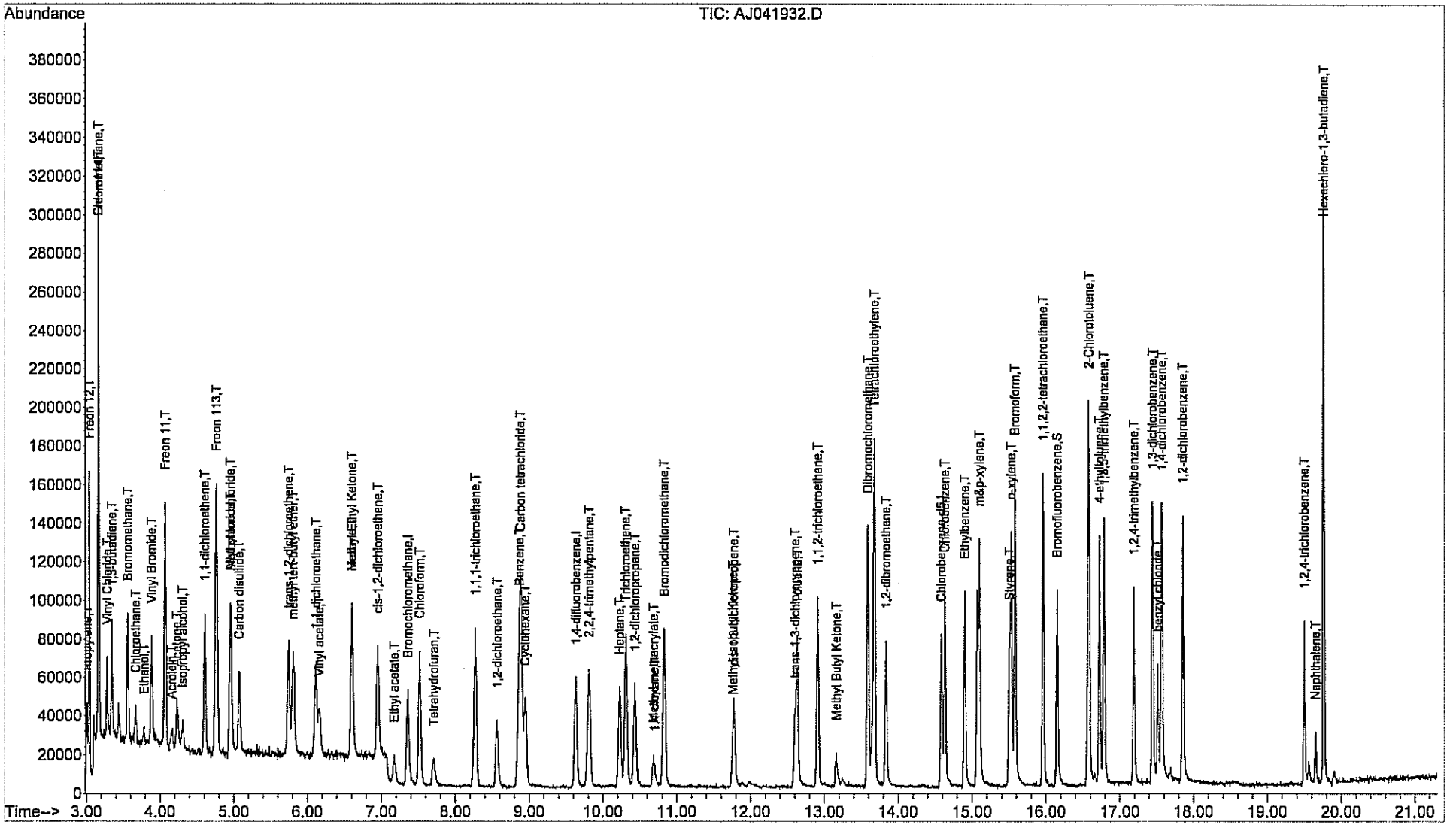

Centek Laboratories, LLC

GC/MS VOLATILES-WHOLE AIR

METHOD TO-15

INJECTION LOG

Centek Laboratories, LLC

Directory: C:\HPCHEM\1\DATA

Injection Log

Instrument #: 1
Internal Standard Stock #: 8556
Standard Stock #: 8556
LCS Stock #: 8557
Method Ref: EPA TO-15 / Jan. 1999

Line	Vial	FileName	Multiplier	SampleName	Misc Info	Injected
1	1	Aj040201.d	1.	BFB1UG	Method-A324_1UG	2 Apr 2012 09:10
2	2	Aj040202.d	1.	BFB1UG	Method-A402_1UG	2 Apr 2012 14:56
3	4	Aj040203.d	1.	A1UG_0.10	Method-A402_1UG	3 Apr 2012 00:50
4	5	Aj040204.d	1.	A1UG_0.15	Method-A402_1UG	3 Apr 2012 01:23
5	6	Aj040205.d	1.	A1UG	Method-A402_1UG	3 Apr 2012 01:57
6	7	Aj040206.d	1.	A1UG_0.50	Method-A402_1UG	3 Apr 2012 02:30
7	8	Aj040207.d	1.	A1UG_0.75	Method-A402_1UG	3 Apr 2012 03:04
8	9	Aj040208.d	1.	A1UG_1.0	Method-A402_1UG	3 Apr 2012 03:39
9	10	Aj040209.d	1.	A1UG_1.25	Method-A402_1UG	3 Apr 2012 04:14
10	11	Aj040210.d	1.	A1UG_1.50	Method-A402_1UG	3 Apr 2012 04:49
11	12	Aj040211.d	1.	A1UG_2.0	Method-A402_1UG	3 Apr 2012 05:25
12	13	Aj040212.d	1.	A1UG_0.04	Method-A402_1UG	3 Apr 2012 05:58
13	16	Aj040213.d	1.	A1UG_0.30	Method-A402_1UG	3 Apr 2012 07:37
14	17	Aj040214.d	1.		Method-A402_1UG	3 Apr 2012 08:09
15	17	Aj040301.d	1.	BFB1UG	Method-A402_1UG	3 Apr 2012 08:53
16	18	Aj040302.d	1.	A1UG_1.0	Method-A402_1UG	3 Apr 2012 10:11
17	19	Aj040303.d	1.	ALCS1UG-	Method-A402_1UG	3 Apr 2012 10:48
18	20	Aj040304.d	1.	AMB1UG-040312	Method-A402_1UG	3 Apr 2012 11:19
19	21	Aj040305.d	1.	ALCS1UG-040312	Method-A402_1UG	3 Apr 2012 12:31
20	22	Aj040306.d	1.	C1203059-005A	Method-A402_1UG	3 Apr 2012 13:03
21	23	Aj040307.d	1.	C1203059-001A	Method-A402_1UG	3 Apr 2012 13:41
22	24	Aj040308.d	1.	C1203059-002A	Method-A402_1UG	3 Apr 2012 14:17
23	25	Aj040309.d	1.	C1203059-003A	Method-A402_1UG	3 Apr 2012 14:51
24	26	Aj040310.d	1.	C1203059-004A	Method-A402_1UG	3 Apr 2012 15:24
25	27	Aj040311.d	1.	C1203060-005A	Method-A402_1UG	3 Apr 2012 15:55
26	28	Aj040312.d	1.	C1203060-003A	Method-A402_1UG	3 Apr 2012 16:31
27	2	Aj040313.d	1.	C1203060-004A	Method-A402_1UG	3 Apr 2012 17:04
28	3	Aj040314.d	1.	C1203060-001A	Method-A402_1UG	3 Apr 2012 17:36
29	4	Aj040315.d	1.	C1203060-002A	Method-A402_1UG	3 Apr 2012 18:09
30	5	Aj040316.d	1.	C1203060-001A 20x	Method-A402_1UG	3 Apr 2012 18:40
31	6	Aj040317.d	1.	C1203060-002A 20x	Method-A402_1UG	3 Apr 2012 19:11
32	5	Aj040318.d	1.	C1203065-019A	Method-A402_1UG	3 Apr 2012 19:42
33	6	Aj040319.d	1.	C1203065-017A	Method-A402_1UG	3 Apr 2012 20:14
34	7	Aj040320.d	1.	C1203065-018A	Method-A402_1UG	3 Apr 2012 20:47
35	8	Aj040321.d	1.	C1203065-004A	Method-A402_1UG	3 Apr 2012 21:20
36	9	Aj040322.d	1.	C1203065-004A MS	Method-A402_1UG	3 Apr 2012 21:54
37	10	Aj040323.d	1.	C1203065-004A MSD	Method-A402_1UG	3 Apr 2012 22:29
38	11	Aj040324.d	1.	ALCS1UGD-040312	Method-A402_1UG	3 Apr 2012 23:02
39	12	Aj040325.d	1.	C1203065-001A	Method-A402_1UG	3 Apr 2012 23:35
40	13	Aj040326.d	1.	C1203065-002A	Method-A402_1UG	4 Apr 2012 00:08
41	14	Aj040327.d	1.	C1203065-003A	Method-A402_1UG	4 Apr 2012 00:41
42	15	Aj040328.d	1.	C1203065-005A	Method-A402_1UG	4 Apr 2012 01:14
43	16	Aj040329.d	1.	C1203065-006A	Method-A402_1UG	4 Apr 2012 01:47
44	17	Aj040330.d	1.	C1203065-007A	Method-A402_1UG	4 Apr 2012 02:20
45	18	Aj040331.d	1.	C1203065-008A	Method-A402_1UG	4 Apr 2012 02:53
46	19	Aj040332.d	1.	C1203065-009A	Method-A402_1UG	4 Apr 2012 03:26
47	20	Aj040333.d	1.	C1203065-010A	Method-A402_1UG	4 Apr 2012 03:59
48	21	Aj040334.d	1.	C1203065-011A	Method-A402_1UG	4 Apr 2012 04:32
49	22	Aj040335.d	1.	C1203065-012A	Method-A402_1UG	4 Apr 2012 05:06
50	23	Aj040336.d	1.	C1203065-013A	Method-A402_1UG	4 Apr 2012 05:39
51	24	Aj040337.d	1.	C1203065-014A	Method-A402_1UG	4 Apr 2012 06:13
52	25	Aj040338.d	1.	C1203065-015A	Method-A402_1UG	4 Apr 2012 06:47
53	26	Aj040339.d	1.	C1203065-016A	Method-A402_1UG	4 Apr 2012 07:23
54	27	Aj040340.d	1.	C1204004-001A	Method-A402_1UG	4 Apr 2012 07:55
55	28	Aj040341.d	1.	C1204004-002A	Method-A402_1UG	4 Apr 2012 08:28

Centek Laboratories, LLC

Injection Log

Directory: C:\HPCHEM\1\DATA

Instrument # 1
Internal Standard Stock # 1005
Standard Stock # 5006
LCS Stock # 5007
Method Ref: EPA TO-15 / Jan. 199?

Line	Vial	FileName	Multiplier	SampleName	Misc Info	Injected
276	1	Aj041035.d	1.	C1204013-007A 10X	A402_1UG	11 Apr 2012 04:48
277	25	Aj041036.d	1.	C1204013-008A 10X	A402_1UG	11 Apr 2012 05:19
278	26	Aj041037.d	1.	C1204013-009A 10X	A402_1UG	11 Apr 2012 05:50
279	27	Aj041038.d	1.	ALCS1UGD-041012	A402_1UG	11 Apr 2012 06:22
280	28	Aj041039.d	1.	C1204012-001A	A402_1UG	11 Apr 2012 06:55
281	29	Aj041040.d	1.	C1204012-002A	A402_1UG	11 Apr 2012 07:27
282	30	Aj041041.d	1.	C1204012-003A	A402_1UG	11 Apr 2012 08:00
283	31	Aj041042.d	1.	C1204013-001A	A402_1UG	11 Apr 2012 08:32
284	32	Aj041043.d	1.	C1204013-002A	A402_1UG	11 Apr 2012 09:04
285	33	Aj041044.d	1.	C1204013-003A	A402_1UG	11 Apr 2012 09:36
286	34	Aj041045.d	1.	C1204013-004A	A402_1UG	11 Apr 2012 10:09
287	35	Aj041046.d	1.	C1204013-005A	A402_1UG	11 Apr 2012 10:41
288		Aj041047.d	1.	No MS or GC data present		
289	1	Aj041101.d	1.	BFB1UG	A402_1UG	11 Apr 2012 12:25
290	2	Aj041102.d	1.	A1UG_1.0	A402_1UG	11 Apr 2012 13:28
291	3	Aj041103.d	1.	ALCS1UG-041112	A402_1UG	11 Apr 2012 14:20
292	4	Aj041104.d	1.	AMB1UG-041112	A402_1UG	11 Apr 2012 14:52
293	5	Aj041105.d	1.	C1204019-001A 810X	A402_1UG	11 Apr 2012 16:24
294	6	Aj041106.d	1.	C1204019-002A 810X	A402_1UG	11 Apr 2012 16:56
295	7	Aj041107.d	1.	C1204013-006A	A402_1UG	11 Apr 2012 17:31
296	8	Aj041108.d	1.	C1204013-007A	A402_1UG	11 Apr 2012 18:03
297	9	Aj041109.d	1.	C1204013-008A	A402_1UG	11 Apr 2012 18:35
298	10	Aj041110.d	1.	C1204013-009A	A402_1UG	11 Apr 2012 19:08
299	11	Aj041111.d	1.	C1204023-001A	A402_1UG	11 Apr 2012 19:40
300	12	Aj041112.d	1.	C1204023	A402_1UG-001A 10X	11 Apr 2012 20:11
301	13	Aj041113.d	1.	C1204023-001A 40X	A402_1UG	11 Apr 2012 20:42
302	)	Aj041114.d	1.	C1204012	A402_1UG-003A 10X	11 Apr 2012 21:14
303	15	Aj041115.d	1.	C1204012-003A 90X	A402_1UG	11 Apr 2012 21:45
304	16	Aj041116.d	1.	C1204013-002A 40X	A402_1UG	11 Apr 2012 22:17
305	17	Aj041117.d	1.	C1204013-003A 40X	A402_1UG	11 Apr 2012 22:48
306	18	Aj041118.d	1.	C1204013-004A 40X	A402_1UG	11 Apr 2012 23:19
307	19	Aj041119.d	1.	C1204013	A402_1UG-004A 90X	11 Apr 2012 23:51
308	20	Aj041120.d	1.	C1204013-006A 40X	A402_1UG	12 Apr 2012 00:22
309	21	Aj041121.d	1.	C1204013-007A 20X	A402_1UG	12 Apr 2012 00:54
310	22	Aj041122.d	1.	C1204013-008A 40X	A402_1UG	12 Apr 2012 01:25
311	23	Aj041123.d	1.	C1204013-009A 40X	A402_1UG	12 Apr 2012 01:57
312	24	Aj041124.d	1.	C1204013-001A 270X	A402_1UG	12 Apr 2012 08:50
313	25	Aj041125.d	1.	C1204013-005A 270X	A402_1UG	12 Apr 2012 09:22
314	26	Aj041126.d	1.	C1204013-006A 90X	A402_1UG	12 Apr 2012 09:54
315	27	Aj041127.d	1.	ALCS1UGD-041112	A402_1UG	12 Apr 2012 10:32
316	28	Aj041128.d	1.		A402_1UG	17 Apr 2012 15:52
317	29	Aj041129.d	1.		A402_1UG	17 Apr 2012 16:51
318	30	Aj041130.d	1.		A402_1UG	17 Apr 2012 18:39
319	31	Aj041131.d	1.		A402_1UG	17 Apr 2012 19:11
320	1	Aj041801.d	1.	BFB1UG	A402_1UG	18 Apr 2012 07:16
321	4	Aj041802.d	1.	A1UG	A402_1UG	18 Apr 2012 10:23
322	3	Aj041803.d	1.	A1UG_1.0	A402_1UG	18 Apr 2012 08:25
323	5	Aj041804.d	1.	A1UG	A402_1UG	18 Apr 2012 10:57
324	5	Aj041805.d	1.	ALCS1UG-041812	A402_1UG	18 Apr 2012 11:28
325	5	Aj041806.d	1.	AMB1UG-041812	A402_1UG	18 Apr 2012 12:00
326	6	Aj041807.d	1.	C1204029-007A	A402_1UG	18 Apr 2012 12:54
327	7	Aj041808.d	1.	C1204029-008A	A402_1UG	18 Apr 2012 13:27
328	)	Aj041809.d	1.	C1204029-007A 5x	A402_1UG	18 Apr 2012 14:02
329	9	Aj041810.d	1.	C1204029-008A 20x	A402_1UG	18 Apr 2012 14:35
330	1	Aj041811.d	1.	C1204035-002A	A402_1UG	18 Apr 2012 15:15

Centek Laboratories, LLC

Injection Log

Directory: C:\HPCHEM\1\DATA

Instrument # 5015
Internal Standard Stock # 9016
Standard Stock # 5017
LCS Stock # i
Method Ref: EPA TO-15 / Jan. 1999

Line	Vial	FileName	Multiplier	SampleName	Misc Info	Injected
331		Aj041812.d	1.	C1204035-003A	A402_1UG	18 Apr 2012 15:47
332	3	Aj041813.d	1.	C1204035-004A	A402_1UG	18 Apr 2012 16:20
333	4	Aj041814.d	1.	C1204035-006A	A402_1UG	18 Apr 2012 16:53
334	5	Aj041815.d	1.	C1204035-007A	A402_1UG	18 Apr 2012 17:25
335	6	Aj041816.d	1.	C1204035-008A	A402_1UG	18 Apr 2012 17:58
336	7	Aj041817.d	1.	C1204035-010A	A402_1UG	18 Apr 2012 18:31
337	8	Aj041818.d	1.	C1204035-011A	A402_1UG	18 Apr 2012 19:04
338	9	Aj041819.d	1.	C1204035-012A	A402_1UG	18 Apr 2012 19:37
339	10	Aj041820.d	1.	C1204035-018A	A402_1UG	18 Apr 2012 20:10
340	11	Aj041821.d	1.	C1204035-019A	A402_1UG	18 Apr 2012 20:42
341	12	Aj041822.d	1.	C1204035-020A	A402_1UG	18 Apr 2012 21:15
342	41	Aj041823.d	1.	C1204035-022A	A402_1UG	18 Apr 2012 21:47
343	42	Aj041824.d	1.	C1204035-023A	A402_1UG	18 Apr 2012 22:20
344	43	Aj041825.d	1.	C1204035-024A	A402_1UG	18 Apr 2012 22:53
345	44	Aj041826.d	1.	C1204035-001A	A402_1UG	18 Apr 2012 23:25
346	45	Aj041827.d	1.	C1204035-009A	A402_1UG	18 Apr 2012 23:57
347	46	Aj041828.d	1.	C1204035-021A	A402_1UG	19 Apr 2012 00:30
348	47	Aj041829.d	1.	ALCS1UGD-041812	A402_1UG	19 Apr 2012 01:03
349	48	Aj041830.d	1.	C1204035-001A 20X	A402_1UG	19 Apr 2012 01:34
350	49	Aj041831.d	1.	C1204035-009A 20X	A402_1UG	19 Apr 2012 02:05
351	50	Aj041832.d	1.	C1204035-021A 20X	A402_1UG	19 Apr 2012 02:37
352	51	Aj041833.d	1.	C1204029-001A	A402_1UG	19 Apr 2012 03:09
353	52	Aj041834.d	1.	C1204029-002A	A402_1UG	19 Apr 2012 03:41
354	53	Aj041835.d	1.	C1204029-003A	A402_1UG	19 Apr 2012 04:13
355	54	Aj041836.d	1.	C1204029-004A	A402_1UG	19 Apr 2012 04:45
356	55	Aj041837.d	1.	C1204029-001A 20X	A402_1UG	19 Apr 2012 05:17
357		Aj041838.d	1.	C1204029-002A 20X	A402_1UG	19 Apr 2012 05:48
358	57	Aj041839.d	1.	C1204029-003A 20X	A402_1UG	19 Apr 2012 06:19
359	58	Aj041840.d	1.	C1204029-004A 20X	A402_1UG	19 Apr 2012 06:50
360		Aj041841.d	1.	No MS or GC data present		
361	1	Aj041901.d	1.	BFB1UG	A402_1UG	19 Apr 2012 07:21
362	59	Aj041902.d	1.	A1UG	A402_1UG	19 Apr 2012 08:01
363	60	Aj041903.d	1.	A1UG	A402_1UG	19 Apr 2012 08:34
364	61	Aj041904.d	1.	A1UG_1.0	A402_1UG	19 Apr 2012 09:08
365	62	Aj041905.d	1.	AMB1UG-041912	A402_1UG	19 Apr 2012 09:40
366	62	Aj041906.d	1.	ALCS1UG-041912	A402_1UG	19 Apr 2012 10:29
367	63	Aj041907.d	1.	C1204035-009A 90X	A402_1UG	19 Apr 2012 11:26
368	64	Aj041908.d	1.	C1204035	A402_1UG-021A 90X	19 Apr 2012 11:58
369	65	Aj041909.d	1.	C1204035-021A 180X	A402_1UG	19 Apr 2012 12:29
370	66	Aj041910.d	1.	C1204029-005A	A402_1UG	19 Apr 2012 13:01
371	67	Aj041911.d	1.	C1204029-006A	A402_1UG	19 Apr 2012 13:33
372	68	Aj041912.d	1.	C1204035-014A	A402_1UG	19 Apr 2012 14:05
373	69	Aj041913.d	1.	C1204035-015A	A402_1UG	19 Apr 2012 14:37
374	70	Aj041914.d	1.	C1204035-016A	A402_1UG	19 Apr 2012 15:10
375	71	Aj041915.d	1.	C1204035-005A	A402_1UG	19 Apr 2012 15:44
376	72	Aj041916.d	1.	C1204035-013A	A402_1UG	19 Apr 2012 16:17
377	73	Aj041917.d	1.	C1204035-017A	A402_1UG	19 Apr 2012 17:44
378	74	Aj041918.d	1.	C1204035	A402_1UG-013A 10x	19 Apr 2012 18:17
379	75	Aj041919.d	1.	C1204035	A402_1UG-013A 40x	19 Apr 2012 18:52
380	76	Aj041920.d	1.	C1204035-013A 90x	A402_1UG	19 Apr 2012 19:27
381	77	Aj041921.d	1.	C1204035	A402_1UG-017A 10x	19 Apr 2012 20:03
382	78	Aj041922.d	1.	C1204035	A402_1UG-017A 40x	19 Apr 2012 20:39
383	9	Aj041923.d	1.	C1204035-017A 90x	A402_1UG	19 Apr 2012 21:15
384	80	Aj041924.d	1.	C1204035-018A RE	A402_1UG	19 Apr 2012 21:50
385	81	Aj041925.d	1.	C1204035-019A RE	A402_1UG	19 Apr 2012 22:26

Centek Laboratories, LLC

Injection Log

Directory: C:\HPCHEM\1\DATA

Instrument # 1
Internal Standard Stock # 5015
Standard Stock # 5014
LCS Stock # 5017
Method Ref: EPA TO-15 / Jan. 199[illegible]

Line	Vial	FileName	Multiplier	SampleName	Misc Info	Injected
386	[illegible]	Aj041926.d	1.	C1204035-005A 5x	A402_1UG	19 Apr 2012 23:02
387	[illegible]1	Aj041927.d	1.	C1204029-005A 10x	A402_1UG	19 Apr 2012 23:38
388	82	Aj041928.d	1.	C1204029-005A 40x	A402_1UG	20 Apr 2012 00:14
389	83	Aj041929.d	1.	C1204029-005A 90x	A402_1UG	20 Apr 2012 00:50
390	84	Aj041930.d	1.	C1204029-006A 10x	A402_1UG	20 Apr 2012 01:25
391	85	Aj041931.d	1.	C1204029-006A 40x	A402_1UG	20 Apr 2012 01:59
392	86	Aj041932.d	1.	ALCS1UGD-041912	A402_1UG	20 Apr 2012 02:34
393		Aj041933.d	1.	No MS or GC data present		
394	1	Aj042001.d	1.	BFB1UG	A402_1UG	20 Apr 2012 07:12
395	2	Aj042002.d	1.	BFB1UG	A402_1UG	20 Apr 2012 08:30
396		Aj042003.d	1.	No MS or GC data present		
397	3	Aj042004.d	1.	A1UG	A402_1UG	20 Apr 2012 09:39
398	4	Aj042005.d	1.	AMB1UG-042012	A402_1UG	20 Apr 2012 10:12
399	5	Aj042006.d	1.	C1204041-001A	A402_1UG	20 Apr 2012 10:58
400	6	Aj042007.d	1.	C1204041-002A	A402_1UG	20 Apr 2012 11:31
401	7	Aj042008.d	1.	C1204041-003A	A402_1UG	20 Apr 2012 12:04
402	8	Aj042009.d	1.	C1204041-004A	A402_1UG	20 Apr 2012 12:38
403	9	Aj042010.d	1.	C1204041-005A	A402_1UG	20 Apr 2012 13:12
404	10	Aj042011.d	1.	C1204041-006A	A402_1UG	20 Apr 2012 13:45
405	11	Aj042012.d	1.	C1204041-007A	A402_1UG	20 Apr 2012 14:18
406	12	Aj042013.d	1.	C1204041-008A	A402_1UG	20 Apr 2012 14:52
407	13	Aj042014.d	1.	C1204041-009A	A402_1UG	20 Apr 2012 15:26
408	14	Aj042015.d	1.	C1204041-010A	A402_1UG	20 Apr 2012 16:01
409	15	Aj042016.d	1.	ALCS1UG-042012	A402_1UG	20 Apr 2012 16:36
410	16	Aj042017.d	1.	C1204041-001A 10X	A402_1UG	20 Apr 2012 17:12
411	[illegible]7	Aj042018.d	1.	C1204041	A402_1UG-001A 40X	20 Apr 2012 17:48
412	[illegible]	Aj042019.d	1.	C1204041-001A 90X	A402_1UG	20 Apr 2012 18:25
413	19	Aj042020.d	1.	C1204041-002A 10X	A402_1UG	20 Apr 2012 19:02
414	20	Aj042021.d	1.	C1204041-002A 40X	A402_1UG	20 Apr 2012 19:39
415	21	Aj042022.d	1.	C1204041-003A 10X	A402_1UG	20 Apr 2012 20:17
416	22	Aj042023.d	1.	C1204041-004A 10X	A402_1UG	20 Apr 2012 20:54
417	23	Aj042024.d	1.	C1204041-004A 40X	A402_1UG	20 Apr 2012 21:31
418	24	Aj042025.d	1.	C1204041-004A 90X	A402_1UG	20 Apr 2012 22:07
419	25	Aj042026.d	1.	C1204041-005A 10X	A402_1UG	20 Apr 2012 22:44
420	26	Aj042027.d	1.	C1204041-005A 40X	A402_1UG	20 Apr 2012 23:20
421	27	Aj042028.d	1.	C1204041-006A 10X	A402_1UG	20 Apr 2012 23:57
422	28	Aj042029.d	1.	C1204041-006A 40X	A402_1UG	21 Apr 2012 00:33
423	29	Aj042030.d	1.	C1204041	A402_1UG-006A 90X	21 Apr 2012 01:09
424	30	Aj042031.d	1.	C1204041-007A 10X	A402_1UG	21 Apr 2012 01:45
425	31	Aj042032.d	1.	C1204041-007A 40X	A402_1UG	21 Apr 2012 02:21
426	32	Aj042033.d	1.	C1204041-007A 90X	A402_1UG	21 Apr 2012 02:55
427	33	Aj042034.d	1.	C1204041-008A 10X	A402_1UG	21 Apr 2012 03:30
428	34	Aj042035.d	1.	C1204041-008A 40X	A402_1UG	21 Apr 2012 04:06
429	35	Aj042036.d	1.	C1204041-008A 90X	A402_1UG	21 Apr 2012 04:41
430	36	Aj042037.d	1.	C1204041-009A 10X	A402_1UG	21 Apr 2012 05:16
431	37	Aj042038.d	1.	C1204041-009A 40X	A402_1UG	21 Apr 2012 05:51
432	38	Aj042039.d	1.	C1204041-009A 90X	A402_1UG	21 Apr 2012 06:26
433	39	Aj042040.d	1.	C1204041-010A 10X	A402_1UG	21 Apr 2012 07:01
434	40	Aj042041.d	1.		A402_1UG	21 Apr 2012 10:24
435	1	Aj042201.d	1.	BFB1UG	A422_1UG	22 Apr 2012 16:11
436	2	Aj042202.d	1.	BFB1UG	A422_1UG	22 Apr 2012 16:58
437	[illegible]	Aj042203.d	1.	BFB1UG	A422_1UG	22 Apr 2012 17:42
438	[illegible]	Aj042204.d	1.	A1UG	A422_1UG	22 Apr 2012 18:21
439	5	Aj042205.d	1.	A1UG	A422_1UG	22 Apr 2012 19:21
440	6	Aj042206.d	1.	A1UG	A422_1UG	22 Apr 2012 19:53

GC/MS VOLATILES-WHOLE AIR

METHOD TO-15

STANDARDS LOG

Centek Laboratories, LLC

GC/MS Calibration Standards Logbook

Std #	Date Prep	Date exp	Description	Stock #	Stock conc	Initial vol	finial vol	Final conc/ppbV	Prep by	Chkd by
8335	3/1/11	3/7/11	TO15 LCS	7743A+B	1 ppm	1.5 psig	30 psia	50 ppb	MP	
8336	↓	↓	4PCH	7354	↓	↓	↓	↓	↓	
8337			FORM	7068	36.5%	1.1 uL	50 psia	10 ppm		
8338			FORM 50	8337	10 ppm	0.23 psig	45 psia	50 ppb		
8339			↓ SUL/SIL	6194	1 ppm	1.5 psig	30 psia	50 ppb		
8340			TO15 IUG IS A	8339	50 ppb	0.9 psig	45 psia	1 ppb		
8341			STD A	8334						
8342			LCS	8335						
8343			IS B	8333						
8344	↓	↓	↓ STD B	8339	↓	↓	↓	↓	↓	
8345	3/6/11	3/12	TO15 MIX	AB 100777	1 ppm	1800 psig	LINDE GAS		MP	
8346	↓	↓	TO15 SUB MIX	AB 100678	↓	↓	↓	↓	↓	
8347	3/6/11	3/13/11	TO15 IS	8317	1 ppm	1.5 psig	30 psia	50 ppb	MP	
8348			STD	8345/46						
8349			LCS	7617/15 ~~8345~~	↓	↓	↓	↓	↓	
8350			4PCH	7384	↓	↓	↓	↓	↓	
8351			FORM	7068	36.5%	1.1 uL	50 psia	10 ppm		
8352			FORM 50	8351	10 ppm	0.23 psig	45 psia	50 ppb		
8353			↓ SIL SUL	6194	1 ppm	1.5 psig	30 psia	50 ppb		
8354			TO15 IUG IS A	8347	50 ppb	0.5 psig	45 psia	1 ppb		
8355	↓	↓	↓ STA A	8348	↓	↓	↓	↓	↓	

Centek Laboratories, LLC

GC/MS Calibration Standards Logbook

Std #	Date Prep	Date exp	Description	Stock #	Stock conc	Initial vol	finial vol	Final conc/ppbV	Prep by	Chkd by
8816	12/14/11	12/21/11	TO15 IS	8661	1ppm	1.5psig	30psia	50ppb	MD	
8817	↓	↓	STD	8345/46	↓	↓	↓	↓	↓	
8818			LCS	7617/15						
8819			4-PCH	7384						
8820			SIL/SUL	6194/8615	↓	↓	↓	↓		
8821			FORM	7065	36.5%	1.1µL	50psig	10ppm		
8822			↓ 50	8821	10ppm	0.23psig	45psia	50ppb		
8823			TO15/UL IS	8816	50ppb	0.9psig	45psia	1ppb		
8824			STD	8817						
8825	↓	↓	LCS	8818	↓	↓	↓	↓	↓	
8826	12/20/11	12/22	NEW TO15 IS	BC64623	1ppm	MIDDLE SEX		GASES	MD	
8827	12/20/11	12/25/11	TO15 IS	8826	1ppm	1.5psig	30psia	50ppb		
8828			STD	8345/46						
8829			LCS	7617/15						
8830			4-PCH	7384						
8831			SIL/SUL	6194/8615	↓	↓	↓	↓		
8832			FORM	7065	36.5%	1.1µL	50psig	10ppm		
8833			↓ 50	8832	10ppm	0.23psig	45psia	50ppb		
8834			TO15 UL IS	8827	50ppb	0.9psig	45psia	1ppb		
8835			STD	8828						
8836	↓	↓	LCS	8829	↓	↓	↓	↓	↓	

Centek Laboratories, LLC

GC/MS Calibration Standards Logbook

Std #	Date Prep	Date exp	Description	Stock #	Stock conc	Initial vol	finial vol	Final conc/ppbV	Prep by	Chkd by
8963	3/19/12	3/26/12	TO15 STD	8345/8346	1 ppm	1.5 psig	30 psiA	50 ppb	WD	
8964			TO15 LCS	7617/7618						
8965			4PCH	7384						
8966			FORM	8895	38.2%	1.0 µl	50 psig	10 ppm		
8967			FORMSD	8966	10 ppm	0.23 psig	45 psiA	50 ppb		
8968			SILOX/SOLT	6194/8615	1 ppm	1.5 psig	30 psiA	50 ppb		
8969			TO15 LL IS (A)	8962	50 ppb	0.9 psig	45 psiA	1 ppb		
8970			STD (A)	8963						
8971			LCS (A)	8964						
8972	3/22/12	3/22/13	TO15 MIX	AB-7810	1 ppm	1800 psig	LINDE GAS		WD	
8973	3/22/12	3/26/12	TO15 STD	8972	1 ppm	1.5 psig	30 psiA	50 ppb		
8974			TO15 LCS	8345/8346						
8975			TO15 LL STD (B)	8973	50 ppb	0.9 psig	45 psiA	1 ppb		
8976			LCS (B)	8974						
8977	3/23/12	3/30/12	TO15 APH STD	7961	1 ppm	1.5 psig	30 psiA	50 ppb	WD	
8978	3/26/12	4/2/12	TO15 IS	8826	1 ppm	1.5 psig	30 psiA	50 ppb	WD	
8979			STD	8972						
8980			LCS	8345/8346						
8981			4PCH	7384						
8982			FORM	8895	38.2%	1.0 µl	50 psig	10 ppm		
8983			FORMSD	8982	10 ppm	0.23 psig	45 psiA	50 ppb		

Centek Laboratories, LLC

Centek Laboratories, LLC

GC/MS Calibration Standards Logbook

Std #	Date Prep	Date exp	Description	Stock #	Stock conc	Initial vol	finial vol	Final conc/ppbV	Prep by	Chkd by
9005	4/9/12	4/16/12	TO15 1ug IS	8998	50 ppb	0.9 psig	45 psia	1 ppb	WD	
9006	↓	↓	↓ STD	8999	↓	↓	↓	↓	↓	
9007	↓	↓	↓ LCS	9000	↓	↓	↓	↓	↓	
9008	4/16/12	4/23/12	TO15 IS	8826	1 ppm	1.5 psig	30 psia	50 ppb	WD	
9009	↓	↓	↓ STD	8972	↓	↓	↓	↓	↓	
9010	↓	↓	↓ LCS	8345/8346	↓	↓	↓	↓	↓	
9011	↓	↓	↓ 4PCH	7384	↓	↓	↓	↓	↓	
9012	↓	↓	↓ Form	8895	38.2%	1.0 µL	50 psig	10 ppm	↓	
9013	↓	↓	↓ Form50	9012	10 ppm	0.23 psig	45 psia	50 ppb	↓	
9014	↓	↓	↓ silox/sulf	6194/8615	1 ppm	1.5 psig	30 psia	50 ppb	↓	
9015	↓	↓	TO15 1ug IS	9008	50 ppb	0.9 psig	45 psia	1 ppb	↓	
9016	↓	↓	↓ STD	9009	↓	↓	↓	↓	↓	
9017	↓	↓	↓ LCS	9010	↓	↓	↓	↓	↓	
9018	4/23/12	4/30/12	TO15 IS	8826	1 ppm	1.5 psig	30 psia	50 ppb	WD	
9019	↓	↓	↓ STD	8972	↓	↓	↓	↓	↓	
9020	↓	↓	↓ LCS	8345/8346	↓	↓	↓	↓	↓	
9021	↓	↓	↓ 4PCH	7384	↓	↓	↓	↓	↓	
9022	↓	↓	↓ Form	8895	38.2%	1.0 µL	50 psig	10 ppm	↓	
9023	↓	↓	↓ Form50	9022	10 ppm	0.23 psig	45 psia	50 ppb	↓	
9024	↓	↓	↓ silox/sulf	6194/845	1 ppm	1.5 psig	30 psia	50 ppb	↓	
9025	↓	↓	TO15 1ug IS	9018	50 ppb	0.9 psig	45 psia	1 ppb	↓	

Page # 35

GC/MS VOLATILES-WHOLE AIR

METHOD TO-15

CANISTER CLEANING LOG

Centek Laboratories, LLC

QC Canister Cleaning Logbook

Instrument: Entech 3100

Canister Number	QC Can Number	Number of Cycles	Date	QC Batch Number	Detection Limits	Leak Test 24hr (psig str/stp)	
191	232	30	4-10-12	WAC041012A	1ug/m3+0.25	+ 30	+ 30
471						+	+
205						+	+
479						+	+
232						+	+
370	364			WAC041012B		+	+
164						+	+
136						+	+
415						+	+
364						+	+
162	544			WAC041012C		+	+
368						+	+
457						+	+
539						+	+
544						+	+
416	207			WAC041012D		+	+
354						+	+
200						+	+
462						+	+
207						+	+
161	234			WAC041012E		+	+
86						+	+
359						+	+
496						+	+
234						+	+

Cleaned by: _____

Page # _____

Centek Laboratories, LLC

Quantitation Report (Not Reviewed)

Data File : C:\HPCHEM\1\DATA\AJ041006.D Vial: 27
Acq On : 10 Apr 2012 1:12 pm Operator: RJP
Sample : WAC041012A Inst : MSD #1
Misc : A402_1UG / 1UG+0.25 Multiplr: 1.00
MS Integration Params: RTEINT.P
Quant Time: Apr 10 13:32:52 2012 Quant Results File: A402_1UG.RES

Quant Method : C:\HPCHEM\1\METHODS\A402_1UG.M (RTE Integrator)
Title : TO-15 VOA Standards for 5 point calibration
Last Update : Tue Apr 10 11:43:04 2012
Response via : Initial Calibration
DataAcq Meth : A402_1UG

Internal Standards	R.T.	QIon	Response	Conc	Units	Dev(Min)
1) Bromochloromethane	7.33	128	21727	1.00	ppb	0.00
32) 1,4-difluorobenzene	9.62	114	73025	1.00	ppb	0.00
47) Chlorobenzene-d5	14.59	117	46900	1.00	ppb	0.00
System Monitoring Compounds						
60) Bromofluorobenzene	16.15	95	27918	0.96	ppb	0.00
Spiked Amount 1.000	Range 70 - 130		Recovery = 96.00%			
Target Compounds						Qvalue

(#) = qualifier out of range (m) = manual integration (+) = signals summed
AJ041006.D A425_1UG.M Tue May 08 15:39:10 2012 MSD1 Page 1

Quantitation Report (Not Reviewed)

Data File : C:\HPCHEM\1\DATA\AJ041006.D Vial: 27
Acq On : 10 Apr 2012 1:12 pm Operator: RJP
Sample : WAC041012A Inst : MSD #1
Misc : A402_1UG / 1UG+0.25 Multiplr: 1.00
MS Integration Params: RTEINT.P
Quant Time: May 8 15:38 2012 Quant Results File: A402_1UG.RES

Method : C:\HPCHEM\1\METHODS\A425_1UG.M (RTE Integrator)
Title : TO-15 VOA Standards for 5 point calibration
Last Update : Thu Apr 26 09:56:22 2012
Response via : Initial Calibration

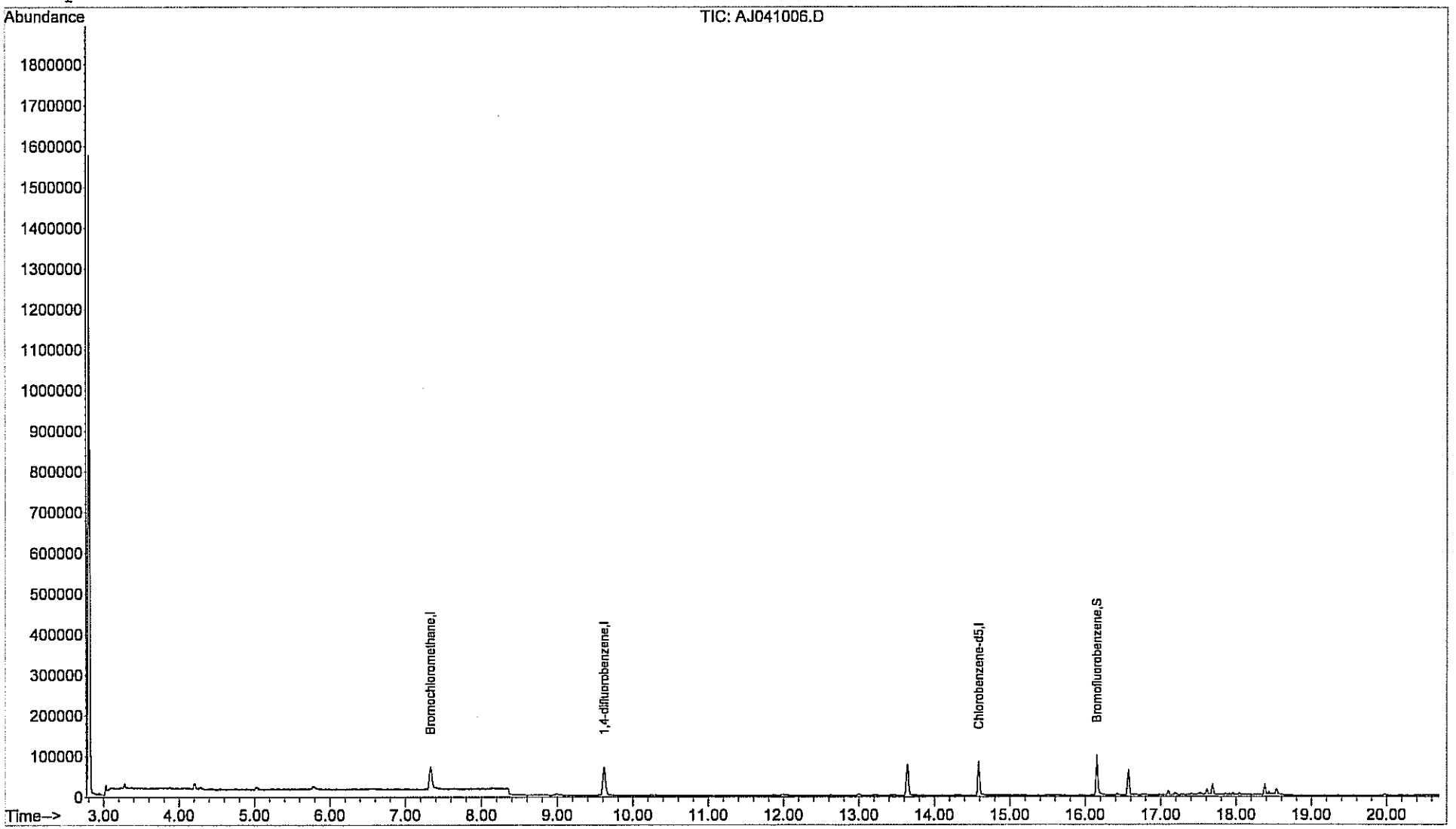

Centek Laboratories, LLC

Quantitation Report (Not Reviewed)

Data File : C:\HPCHEM\1\DATA\AJ041007.D Vial: 28
Acq On : 10 Apr 2012 1:44 pm Operator: RJP
Sample : WAC041012B Inst : MSD #1
Misc : A402_1UG / 1UG+0.25 Multiplr: 1.00
MS Integration Params: RTEINT.P
Quant Time: Apr 10 14:04:53 2012 Quant Results File: A402_1UG.RES

Quant Method : C:\HPCHEM\1\METHODS\A402_1UG.M (RTE Integrator)
Title : TO-15 VOA Standards for 5 point calibration
Last Update : Tue Apr 10 11:43:04 2012
Response via : Initial Calibration
DataAcq Meth : A402_1UG

Internal Standards	R.T.	QIon	Response	Conc	Units	Dev(Min)
1) Bromochloromethane	7.35	128	17832	1.00	ppb	0.02
32) 1,4-difluorobenzene	9.64	114	64266	1.00	ppb	0.02
47) Chlorobenzene-d5	14.59	117	42456	1.00	ppb	0.00
System Monitoring Compounds						
60) Bromofluorobenzene	16.16	95	21444	0.82	ppb	0.00
Spiked Amount 1.000	Range 70 - 130		Recovery = 82.00%			
Target Compounds						Qvalue

(#) = qualifier out of range (m) = manual integration (+) = signals summed
AJ041007.D A425_1UG.M Tue May 08 15:39:12 2012 MSD1 Page 1

Quantitation Report (Not Reviewed)

Data File : C:\HPCHEM\1\DATA\AJ041007.D Vial: 28
Acq On : 10 Apr 2012 1:44 pm Operator: RJP
Sample : WAC041012B Inst : MSD #1
Misc : A402_1UG / 1UG+0.25 Multiplr: 1.00
MS Integration Params: RTEINT.P
Quant Time: May 8 15:38 2012 Quant Results File: A402_1UG.RES

Method : C:\HPCHEM\1\METHODS\A425_1UG.M (RTE Integrator)
Title : TO-15 VOA Standards for 5 point calibration
Last Update : Thu Apr 26 09:56:22 2012
Response via : Initial Calibration

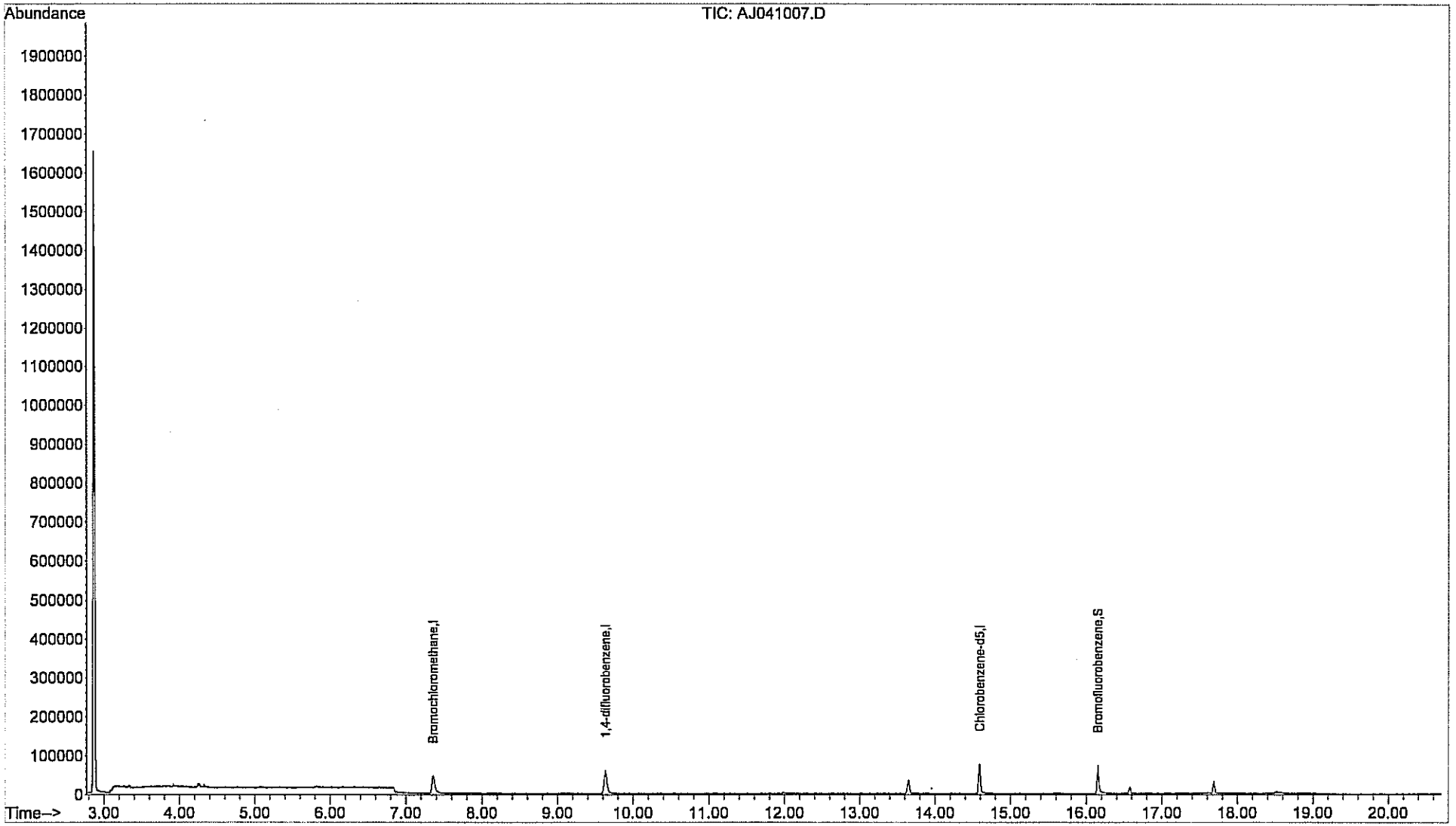

Centek Laboratories, LLC

Quantitation Report (Not Reviewed)

Data File : C:\HPCHEM\1\DATA\AJ041008.D Vial: 29
Acq On : 10 Apr 2012 2:16 pm Operator: RJP
Sample : WAC041012C Inst : MSD #1
Misc : A402_1UG / 1UG+0.25 Multiplr: 1.00
MS Integration Params: RTEINT.P
Quant Time: Apr 10 14:36:52 2012 Quant Results File: A402_1UG.RES

Quant Method : C:\HPCHEM\1\METHODS\A402_1UG.M (RTE Integrator)
Title : TO-15 VOA Standards for 5 point calibration
Last Update : Tue Apr 10 11:43:04 2012
Response via : Initial Calibration
DataAcq Meth : A402_1UG

Internal Standards	R.T.	QIon	Response	Conc	Units	Dev(Min)
1) Bromochloromethane	7.35	128	18141	1.00	ppb	0.02
32) 1,4-difluorobenzene	9.63	114	65108	1.00	ppb	0.02
47) Chlorobenzene-d5	14.59	117	44568	1.00	ppb	0.00
System Monitoring Compounds						
60) Bromofluorobenzene	16.15	95	22617	0.82	ppb	0.00
Spiked Amount 1.000	Range 70 - 130		Recovery = 82.00%			
Target Compounds						Qvalue

(#) = qualifier out of range (m) = manual integration (+) = signals summed
AJ041008.D A425_1UG.M Tue May 08 15:39:14 2012 MSD1 Page 1

Quantitation Report (Not Reviewed)

Data File : C:\HPCHEM\1\DATA\AJ041008.D Vial: 29
Acq On : 10 Apr 2012 2:16 pm Operator: RJP
Sample : WAC041012C Inst : MSD #1
Misc : A402_1UG / 1UG+0.25 Multiplr: 1.00
MS Integration Params: RTEINT.P
Quant Time: May 8 15:38 2012 Quant Results File: A402_1UG.RES

Method : C:\HPCHEM\1\METHODS\A425_1UG.M (RTE Integrator)
Title : TO-15 VOA Standards for 5 point calibration
Last Update : Thu Apr 26 09:56:22 2012
Response via : Initial Calibration

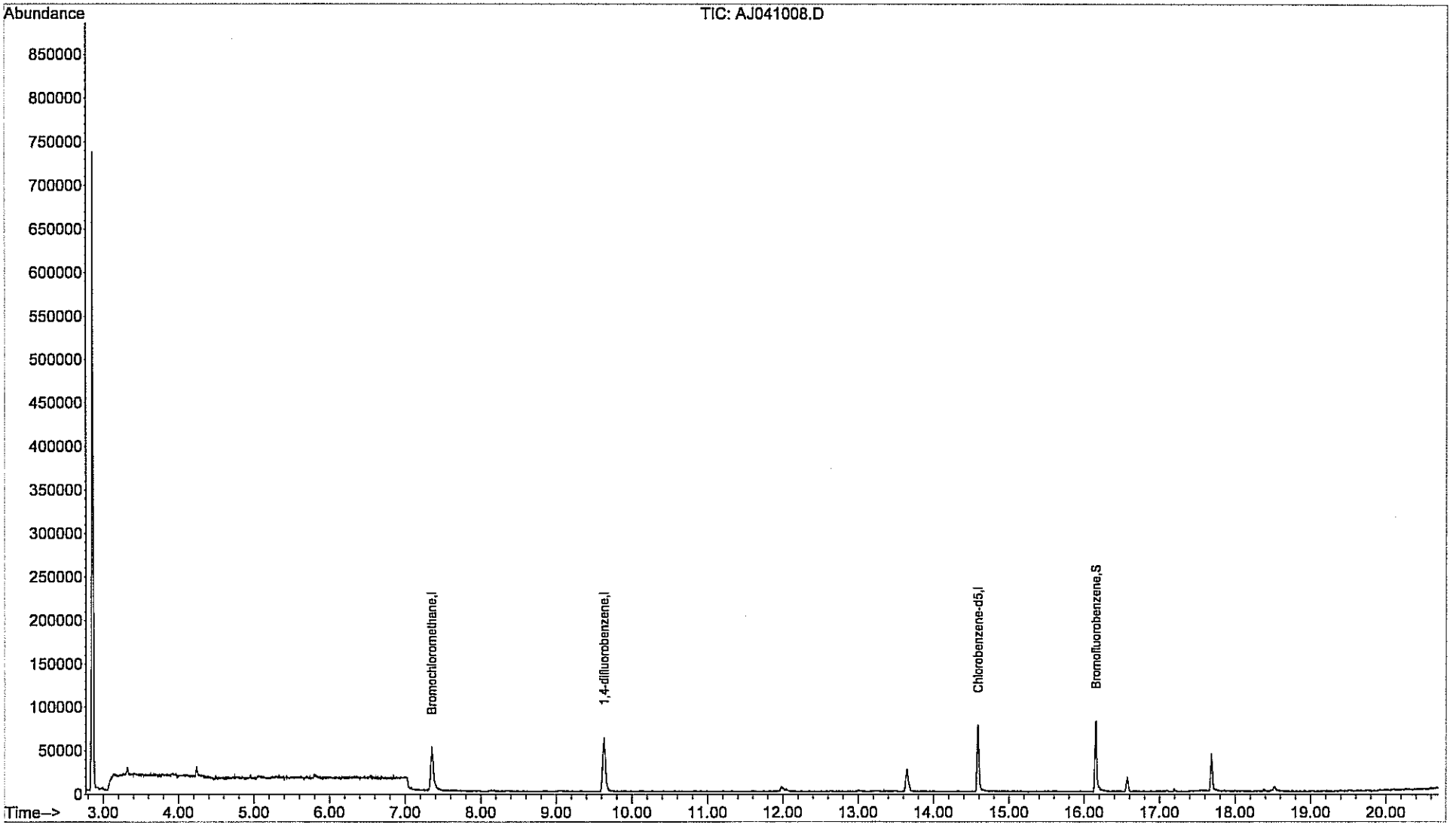

Centek Laboratories, LLC

Centek Laboratories, LLC

Date: *20-Apr-12*

CLIENT:	Arcadis	**Client Sample ID:**	WL-VP-1
Lab Order:	C1204029	**Tag Number:**	232,184
Project:	LMC Corp Utica	**Collection Date:**	4/13/2012
Lab ID:	C1204029-001A	**Matrix:**	AIR

Analyses	Result	**Limit	Qual	Units	DF	Date Analyzed
FIELD PARAMETERS		**FLD**				Analyst:
Lab Vacuum In	-5			"Hg		4/13/2012
Lab Vacuum Out	-30			"Hg		4/13/2012
1UG/M3 BY METHOD TO15		**TO-15**				Analyst: **RJP**
1,1,1-Trichloroethane	< 0.15	0.15		ppbV	1	4/19/2012 3:09:00 AM
1,1,2,2-Tetrachloroethane	< 0.15	0.15		ppbV	1	4/19/2012 3:09:00 AM
1,1,2-Trichloroethane	< 0.15	0.15		ppbV	1	4/19/2012 3:09:00 AM
1,1-Dichloroethane	< 0.15	0.15		ppbV	1	4/19/2012 3:09:00 AM
1,1-Dichloroethene	< 0.15	0.15		ppbV	1	4/19/2012 3:09:00 AM
1,2,4-Trichlorobenzene	< 0.15	0.15		ppbV	1	4/19/2012 3:09:00 AM
1,2,4-Trimethylbenzene	0.67	0.15		ppbV	1	4/19/2012 3:09:00 AM
1,2-Dibromoethane	< 0.15	0.15		ppbV	1	4/19/2012 3:09:00 AM
1,2-Dichlorobenzene	< 0.15	0.15		ppbV	1	4/19/2012 3:09:00 AM
1,2-Dichloroethane	< 0.15	0.15		ppbV	1	4/19/2012 3:09:00 AM
1,2-Dichloropropane	< 0.15	0.15		ppbV	1	4/19/2012 3:09:00 AM
1,3,5-Trimethylbenzene	0.22	0.15		ppbV	1	4/19/2012 3:09:00 AM
1,3-butadiene	< 0.15	0.15		ppbV	1	4/19/2012 3:09:00 AM
1,3-Dichlorobenzene	0.10	0.15	J	ppbV	1	4/19/2012 3:09:00 AM
1,4-Dichlorobenzene	< 0.15	0.15		ppbV	1	4/19/2012 3:09:00 AM
1,4-Dioxane	< 0.30	0.30		ppbV	1	4/19/2012 3:09:00 AM
2,2,4-trimethylpentane	0.42	0.15		ppbV	1	4/19/2012 3:09:00 AM
4-ethyltoluene	0.22	0.15		ppbV	1	4/19/2012 3:09:00 AM
Acetone	43	6.0		ppbV	20	4/19/2012 5:17:00 AM
Allyl chloride	< 0.15	0.15		ppbV	1	4/19/2012 3:09:00 AM
Benzene	1.0	0.15		ppbV	1	4/19/2012 3:09:00 AM
Benzyl chloride	< 0.15	0.15		ppbV	1	4/19/2012 3:09:00 AM
Bromodichloromethane	< 0.15	0.15		ppbV	1	4/19/2012 3:09:00 AM
Bromoform	< 0.15	0.15		ppbV	1	4/19/2012 3:09:00 AM
Bromomethane	< 0.15	0.15		ppbV	1	4/19/2012 3:09:00 AM
Carbon disulfide	13	3.0		ppbV	20	4/19/2012 5:17:00 AM
Carbon tetrachloride	< 0.15	0.15		ppbV	1	4/19/2012 3:09:00 AM
Chlorobenzene	< 0.15	0.15		ppbV	1	4/19/2012 3:09:00 AM
Chloroethane	< 0.15	0.15		ppbV	1	4/19/2012 3:09:00 AM
Chloroform	< 0.15	0.15		ppbV	1	4/19/2012 3:09:00 AM
Chloromethane	< 0.15	0.15		ppbV	1	4/19/2012 3:09:00 AM
cis-1,2-Dichloroethene	< 0.15	0.15		ppbV	1	4/19/2012 3:09:00 AM
cis-1,3-Dichloropropene	< 0.15	0.15		ppbV	1	4/19/2012 3:09:00 AM
Cyclohexane	< 0.15	0.15		ppbV	1	4/19/2012 3:09:00 AM
Dibromochloromethane	< 0.15	0.15		ppbV	1	4/19/2012 3:09:00 AM
Ethyl acetate	< 0.25	0.25		ppbV	1	4/19/2012 3:09:00 AM

Qualifiers:

**	Reporting Limit	.	Results reported are not blank corrected
B	Analyte detected in the associated Method Blank	E	Value above quantitation range
H	Holding times for preparation or analysis exceeded	J	Analyte detected at or below quantitation limits
JN	Non-routine analyte. Quantitation estimated.	ND	Not Detected at the Reporting Limit
S	Spike Recovery outside accepted recovery limits		

Centek Laboratories, LLC

Date: *20-Apr-12*

CLIENT:	Arcadis	**Client Sample ID:**	WL-VP-1
Lab Order:	C1204029	**Tag Number:**	232,184
Project:	LMC Corp Utica	**Collection Date:**	4/13/2012
Lab ID:	C1204029-001A	**Matrix:**	AIR

Analyses	Result	**Limit	Qual	Units	DF	Date Analyzed
1UG/M3 BY METHOD TO15		**TO-15**				Analyst: **RJP**
Ethylbenzene	3.4	3.0		ppbV	20	4/19/2012 5:17:00 AM
Freon 11	0.23	0.15		ppbV	1	4/19/2012 3:09:00 AM
Freon 113	0.15	0.15		ppbV	1	4/19/2012 3:09:00 AM
Freon 114	< 0.15	0.15		ppbV	1	4/19/2012 3:09:00 AM
Freon 12	0.59	0.15		ppbV	1	4/19/2012 3:09:00 AM
Heptane	0.77	0.15		ppbV	1	4/19/2012 3:09:00 AM
Hexachloro-1,3-butadiene	< 0.15	0.15		ppbV	1	4/19/2012 3:09:00 AM
Hexane	< 0.15	0.15		ppbV	1	4/19/2012 3:09:00 AM
Isopropyl alcohol	5.4	3.0		ppbV	20	4/19/2012 5:17:00 AM
m&p-Xylene	9.0	6.0		ppbV	20	4/19/2012 5:17:00 AM
Methyl Butyl Ketone	< 0.30	0.30		ppbV	1	4/19/2012 3:09:00 AM
Methyl Ethyl Ketone	1.1	0.30		ppbV	1	4/19/2012 3:09:00 AM
Methyl Isobutyl Ketone	< 0.30	0.30		ppbV	1	4/19/2012 3:09:00 AM
Methyl tert-butyl ether	< 0.15	0.15		ppbV	1	4/19/2012 3:09:00 AM
Methylene chloride	< 0.15	0.15		ppbV	1	4/19/2012 3:09:00 AM
o-Xylene	3.2	3.0		ppbV	20	4/19/2012 5:17:00 AM
Propylene	< 0.15	0.15		ppbV	1	4/19/2012 3:09:00 AM
Styrene	< 0.15	0.15		ppbV	1	4/19/2012 3:09:00 AM
Tetrachloroethylene	1.0	0.15		ppbV	1	4/19/2012 3:09:00 AM
Tetrahydrofuran	< 0.15	0.15		ppbV	1	4/19/2012 3:09:00 AM
Toluene	7.2	3.0		ppbV	20	4/19/2012 5:17:00 AM
trans-1,2-Dichloroethene	< 0.15	0.15		ppbV	1	4/19/2012 3:09:00 AM
trans-1,3-Dichloropropene	< 0.15	0.15		ppbV	1	4/19/2012 3:09:00 AM
Trichloroethene	0.33	0.15		ppbV	1	4/19/2012 3:09:00 AM
Vinyl acetate	< 0.15	0.15		ppbV	1	4/19/2012 3:09:00 AM
Vinyl Bromide	< 0.15	0.15		ppbV	1	4/19/2012 3:09:00 AM
Vinyl chloride	< 0.15	0.15		ppbV	1	4/19/2012 3:09:00 AM
Surr: Bromofluorobenzene	118	70-130		%REC	1	4/19/2012 3:09:00 AM

Qualifiers:

**	Reporting Limit	.	Results reported are not blank corrected
B	Analyte detected in the associated Method Blank	E	Value above quantitation range
H	Holding times for preparation or analysis exceeded	J	Analyte detected at or below quantitation limits
JN	Non-routine analyte. Quantitation estimated.	ND	Not Detected at the Reporting Limit
S	Spike Recovery outside accepted recovery limits		

Centek Laboratories, LLC

Date: *20-Apr-12*

CLIENT:	Arcadis	**Client Sample ID:**	WL-VP-2
Lab Order:	C1204029	**Tag Number:**	555,294
Project:	LMC Corp Utica	**Collection Date:**	4/13/2012
Lab ID:	C1204029-002A	**Matrix:**	AIR

Analyses	Result	**Limit	Qual	Units	DF	Date Analyzed
FIELD PARAMETERS		**FLD**				Analyst:
Lab Vacuum In	-5			"Hg		4/13/2012
Lab Vacuum Out	-30			"Hg		4/13/2012
1UG/M3 BY METHOD TO15		**TO-15**				Analyst: **RJP**
1,1,1-Trichloroethane	< 0.15	0.15		ppbV	1	4/19/2012 3:41:00 AM
1,1,2,2-Tetrachloroethane	< 0.15	0.15		ppbV	1	4/19/2012 3:41:00 AM
1,1,2-Trichloroethane	< 0.15	0.15		ppbV	1	4/19/2012 3:41:00 AM
1,1-Dichloroethane	< 0.15	0.15		ppbV	1	4/19/2012 3:41:00 AM
1,1-Dichloroethene	< 0.15	0.15		ppbV	1	4/19/2012 3:41:00 AM
1,2,4-Trichlorobenzene	< 0.15	0.15		ppbV	1	4/19/2012 3:41:00 AM
1,2,4-Trimethylbenzene	0.82	0.15		ppbV	1	4/19/2012 3:41:00 AM
1,2-Dibromoethane	< 0.15	0.15		ppbV	1	4/19/2012 3:41:00 AM
1,2-Dichlorobenzene	< 0.15	0.15		ppbV	1	4/19/2012 3:41:00 AM
1,2-Dichloroethane	< 0.15	0.15		ppbV	1	4/19/2012 3:41:00 AM
1,2-Dichloropropane	< 0.15	0.15		ppbV	1	4/19/2012 3:41:00 AM
1,3,5-Trimethylbenzene	0.26	0.15		ppbV	1	4/19/2012 3:41:00 AM
1,3-butadiene	< 0.15	0.15		ppbV	1	4/19/2012 3:41:00 AM
1,3-Dichlorobenzene	< 0.15	0.15		ppbV	1	4/19/2012 3:41:00 AM
1,4-Dichlorobenzene	< 0.15	0.15		ppbV	1	4/19/2012 3:41:00 AM
1,4-Dioxane	< 0.30	0.30		ppbV	1	4/19/2012 3:41:00 AM
2,2,4-trimethylpentane	0.12	0.15	J	ppbV	1	4/19/2012 3:41:00 AM
4-ethyltoluene	0.28	0.15		ppbV	1	4/19/2012 3:41:00 AM
Acetone	87	6.0		ppbV	20	4/19/2012 5:48:00 AM
Allyl chloride	< 0.15	0.15		ppbV	1	4/19/2012 3:41:00 AM
Benzene	0.54	0.15		ppbV	1	4/19/2012 3:41:00 AM
Benzyl chloride	< 0.15	0.15		ppbV	1	4/19/2012 3:41:00 AM
Bromodichloromethane	< 0.15	0.15		ppbV	1	4/19/2012 3:41:00 AM
Bromoform	< 0.15	0.15		ppbV	1	4/19/2012 3:41:00 AM
Bromomethane	< 0.15	0.15		ppbV	1	4/19/2012 3:41:00 AM
Carbon disulfide	8.6	3.0		ppbV	20	4/19/2012 5:48:00 AM
Carbon tetrachloride	< 0.15	0.15		ppbV	1	4/19/2012 3:41:00 AM
Chlorobenzene	< 0.15	0.15		ppbV	1	4/19/2012 3:41:00 AM
Chloroethane	< 0.15	0.15		ppbV	1	4/19/2012 3:41:00 AM
Chloroform	< 0.15	0.15		ppbV	1	4/19/2012 3:41:00 AM
Chloromethane	< 0.15	0.15		ppbV	1	4/19/2012 3:41:00 AM
cis-1,2-Dichloroethene	< 0.15	0.15		ppbV	1	4/19/2012 3:41:00 AM
cis-1,3-Dichloropropene	< 0.15	0.15		ppbV	1	4/19/2012 3:41:00 AM
Cyclohexane	< 0.15	0.15		ppbV	1	4/19/2012 3:41:00 AM
Dibromochloromethane	< 0.15	0.15		ppbV	1	4/19/2012 3:41:00 AM
Ethyl acetate	< 0.25	0.25		ppbV	1	4/19/2012 3:41:00 AM

Qualifiers:

**	Reporting Limit	.	Results reported are not blank corrected
B	Analyte detected in the associated Method Blank	E	Value above quantitation range
H	Holding times for preparation or analysis exceeded	J	Analyte detected at or below quantitation limits
JN	Non-routine analyte. Quantitation estimated.	ND	Not Detected at the Reporting Limit
S	Spike Recovery outside accepted recovery limits		

Centek Laboratories, LLC

Date: *20-Apr-12*

CLIENT:	Arcadis	**Client Sample ID:**	WL-VP-2
Lab Order:	C1204029	**Tag Number:**	555,294
Project:	LMC Corp Utica	**Collection Date:**	4/13/2012
Lab ID:	C1204029-002A	**Matrix:**	AIR

Analyses	Result	**Limit	Qual	Units	DF	Date Analyzed
1UG/M3 BY METHOD TO15		**TO-15**				Analyst: **RJP**
Ethylbenzene	3.2	3.0		ppbV	20	4/19/2012 5:48:00 AM
Freon 11	0.24	0.15		ppbV	1	4/19/2012 3:41:00 AM
Freon 113	0.27	0.15		ppbV	1	4/19/2012 3:41:00 AM
Freon 114	< 0.15	0.15		ppbV	1	4/19/2012 3:41:00 AM
Freon 12	0.78	0.15		ppbV	1	4/19/2012 3:41:00 AM
Heptane	0.59	0.15		ppbV	1	4/19/2012 3:41:00 AM
Hexachloro-1,3-butadiene	< 0.15	0.15		ppbV	1	4/19/2012 3:41:00 AM
Hexane	< 0.15	0.15		ppbV	1	4/19/2012 3:41:00 AM
Isopropyl alcohol	< 0.15	0.15		ppbV	1	4/19/2012 3:41:00 AM
m&p-Xylene	9.0	6.0		ppbV	20	4/19/2012 5:48:00 AM
Methyl Butyl Ketone	< 0.30	0.30		ppbV	1	4/19/2012 3:41:00 AM
Methyl Ethyl Ketone	3.4	0.30		ppbV	1	4/19/2012 3:41:00 AM
Methyl Isobutyl Ketone	< 0.30	0.30		ppbV	1	4/19/2012 3:41:00 AM
Methyl tert-butyl ether	< 0.15	0.15		ppbV	1	4/19/2012 3:41:00 AM
Methylene chloride	0.14	0.15	J	ppbV	1	4/19/2012 3:41:00 AM
o-Xylene	2.8	3.0	J	ppbV	20	4/19/2012 5:48:00 AM
Propylene	< 0.15	0.15		ppbV	1	4/19/2012 3:41:00 AM
Styrene	< 0.15	0.15		ppbV	1	4/19/2012 3:41:00 AM
Tetrachloroethylene	1.3	0.15		ppbV	1	4/19/2012 3:41:00 AM
Tetrahydrofuran	< 0.15	0.15		ppbV	1	4/19/2012 3:41:00 AM
Toluene	7.4	3.0		ppbV	20	4/19/2012 5:48:00 AM
trans-1,2-Dichloroethene	< 0.15	0.15		ppbV	1	4/19/2012 3:41:00 AM
trans-1,3-Dichloropropene	< 0.15	0.15		ppbV	1	4/19/2012 3:41:00 AM
Trichloroethene	0.24	0.15		ppbV	1	4/19/2012 3:41:00 AM
Vinyl acetate	< 0.15	0.15		ppbV	1	4/19/2012 3:41:00 AM
Vinyl Bromide	< 0.15	0.15		ppbV	1	4/19/2012 3:41:00 AM
Vinyl chloride	< 0.15	0.15		ppbV	1	4/19/2012 3:41:00 AM
Surr: Bromofluorobenzene	122	70-130		%REC	1	4/19/2012 3:41:00 AM

Qualifiers:

**	Reporting Limit	.	Results reported are not blank corrected
B	Analyte detected in the associated Method Blank	E	Value above quantitation range
H	Holding times for preparation or analysis exceeded	J	Analyte detected at or below quantitation limits
JN	Non-routine analyte. Quantitation estimated.	ND	Not Detected at the Reporting Limit
S	Spike Recovery outside accepted recovery limits		

Centek Laboratories, LLC

Date: *20-Apr-12*

CLIENT:	Arcadis	**Client Sample ID:**	WL-VP-3
Lab Order:	C1204029	**Tag Number:**	496,146
Project:	LMC Corp Utica	**Collection Date:**	4/13/2012
Lab ID:	C1204029-003A	**Matrix:**	AIR

Analyses	Result	**Limit	Qual	Units	DF	Date Analyzed
FIELD PARAMETERS		**FLD**				Analyst:
Lab Vacuum In	-5			"Hg		4/13/2012
Lab Vacuum Out	-30			"Hg		4/13/2012
1UG/M3 BY METHOD TO15		**TO-15**				Analyst: **RJP**
1,1,1-Trichloroethane	< 0.15	0.15		ppbV	1	4/19/2012 4:13:00 AM
1,1,2,2-Tetrachloroethane	< 0.15	0.15		ppbV	1	4/19/2012 4:13:00 AM
1,1,2-Trichloroethane	< 0.15	0.15		ppbV	1	4/19/2012 4:13:00 AM
1,1-Dichloroethane	< 0.15	0.15		ppbV	1	4/19/2012 4:13:00 AM
1,1-Dichloroethene	< 0.15	0.15		ppbV	1	4/19/2012 4:13:00 AM
1,2,4-Trichlorobenzene	< 0.15	0.15		ppbV	1	4/19/2012 4:13:00 AM
1,2,4-Trimethylbenzene	0.63	0.15		ppbV	1	4/19/2012 4:13:00 AM
1,2-Dibromoethane	< 0.15	0.15		ppbV	1	4/19/2012 4:13:00 AM
1,2-Dichlorobenzene	< 0.15	0.15		ppbV	1	4/19/2012 4:13:00 AM
1,2-Dichloroethane	< 0.15	0.15		ppbV	1	4/19/2012 4:13:00 AM
1,2-Dichloropropane	< 0.15	0.15		ppbV	1	4/19/2012 4:13:00 AM
1,3,5-Trimethylbenzene	0.18	0.15		ppbV	1	4/19/2012 4:13:00 AM
1,3-butadiene	< 0.15	0.15		ppbV	1	4/19/2012 4:13:00 AM
1,3-Dichlorobenzene	< 0.15	0.15		ppbV	1	4/19/2012 4:13:00 AM
1,4-Dichlorobenzene	< 0.15	0.15		ppbV	1	4/19/2012 4:13:00 AM
1,4-Dioxane	< 0.30	0.30		ppbV	1	4/19/2012 4:13:00 AM
2,2,4-trimethylpentane	0.55	0.15		ppbV	1	4/19/2012 4:13:00 AM
4-ethyltoluene	0.19	0.15		ppbV	1	4/19/2012 4:13:00 AM
Acetone	51	6.0		ppbV	20	4/19/2012 6:19:00 AM
Allyl chloride	< 0.15	0.15		ppbV	1	4/19/2012 4:13:00 AM
Benzene	2.0	0.15		ppbV	1	4/19/2012 4:13:00 AM
Benzyl chloride	< 0.15	0.15		ppbV	1	4/19/2012 4:13:00 AM
Bromodichloromethane	< 0.15	0.15		ppbV	1	4/19/2012 4:13:00 AM
Bromoform	< 0.15	0.15		ppbV	1	4/19/2012 4:13:00 AM
Bromomethane	< 0.15	0.15		ppbV	1	4/19/2012 4:13:00 AM
Carbon disulfide	15	3.0		ppbV	20	4/19/2012 6:19:00 AM
Carbon tetrachloride	< 0.15	0.15		ppbV	1	4/19/2012 4:13:00 AM
Chlorobenzene	< 0.15	0.15		ppbV	1	4/19/2012 4:13:00 AM
Chloroethane	< 0.15	0.15		ppbV	1	4/19/2012 4:13:00 AM
Chloroform	< 0.15	0.15		ppbV	1	4/19/2012 4:13:00 AM
Chloromethane	< 0.15	0.15		ppbV	1	4/19/2012 4:13:00 AM
cis-1,2-Dichloroethene	< 0.15	0.15		ppbV	1	4/19/2012 4:13:00 AM
cis-1,3-Dichloropropene	< 0.15	0.15		ppbV	1	4/19/2012 4:13:00 AM
Cyclohexane	< 0.15	0.15		ppbV	1	4/19/2012 4:13:00 AM
Dibromochloromethane	< 0.15	0.15		ppbV	1	4/19/2012 4:13:00 AM
Ethyl acetate	< 0.25	0.25		ppbV	1	4/19/2012 4:13:00 AM

Qualifiers:

**	Reporting Limit	.	Results reported are not blank corrected
B	Analyte detected in the associated Method Blank	E	Value above quantitation range
H	Holding times for preparation or analysis exceeded	J	Analyte detected at or below quantitation limits
JN	Non-routine analyte. Quantitation estimated.	ND	Not Detected at the Reporting Limit
S	Spike Recovery outside accepted recovery limits		

Centek Laboratories, LLC

Date: *20-Apr-12*

CLIENT:	Arcadis	**Client Sample ID:**	WL-VP-3
Lab Order:	C1204029	**Tag Number:**	496,146
Project:	LMC Corp Utica	**Collection Date:**	4/13/2012
Lab ID:	C1204029-003A	**Matrix:**	AIR

Analyses	Result	**Limit	Qual	Units	DF	Date Analyzed
1UG/M3 BY METHOD TO15		**TO-15**				Analyst: **RJP**
Ethylbenzene	4.8	3.0		ppbV	20	4/19/2012 6:19:00 AM
Freon 11	0.23	0.15		ppbV	1	4/19/2012 4:13:00 AM
Freon 113	0.20	0.15		ppbV	1	4/19/2012 4:13:00 AM
Freon 114	< 0.15	0.15		ppbV	1	4/19/2012 4:13:00 AM
Freon 12	0.65	0.15		ppbV	1	4/19/2012 4:13:00 AM
Heptane	1.4	0.15		ppbV	1	4/19/2012 4:13:00 AM
Hexachloro-1,3-butadiene	< 0.15	0.15		ppbV	1	4/19/2012 4:13:00 AM
Hexane	< 0.15	0.15		ppbV	1	4/19/2012 4:13:00 AM
Isopropyl alcohol	< 0.15	0.15		ppbV	1	4/19/2012 4:13:00 AM
m&p-Xylene	12	6.0		ppbV	20	4/19/2012 6:19:00 AM
Methyl Butyl Ketone	< 0.30	0.30		ppbV	1	4/19/2012 4:13:00 AM
Methyl Ethyl Ketone	0.76	0.30		ppbV	1	4/19/2012 4:13:00 AM
Methyl Isobutyl Ketone	< 0.30	0.30		ppbV	1	4/19/2012 4:13:00 AM
Methyl tert-butyl ether	< 0.15	0.15		ppbV	1	4/19/2012 4:13:00 AM
Methylene chloride	< 0.15	0.15		ppbV	1	4/19/2012 4:13:00 AM
o-Xylene	3.6	3.0		ppbV	20	4/19/2012 6:19:00 AM
Propylene	< 0.15	0.15		ppbV	1	4/19/2012 4:13:00 AM
Styrene	< 0.15	0.15		ppbV	1	4/19/2012 4:13:00 AM
Tetrachloroethylene	6.2	3.0		ppbV	20	4/19/2012 6:19:00 AM
Tetrahydrofuran	< 0.15	0.15		ppbV	1	4/19/2012 4:13:00 AM
Toluene	17	3.0		ppbV	20	4/19/2012 6:19:00 AM
trans-1,2-Dichloroethene	< 0.15	0.15		ppbV	1	4/19/2012 4:13:00 AM
trans-1,3-Dichloropropene	< 0.15	0.15		ppbV	1	4/19/2012 4:13:00 AM
Trichloroethene	0.60	0.15		ppbV	1	4/19/2012 4:13:00 AM
Vinyl acetate	< 0.15	0.15		ppbV	1	4/19/2012 4:13:00 AM
Vinyl Bromide	< 0.15	0.15		ppbV	1	4/19/2012 4:13:00 AM
Vinyl chloride	< 0.15	0.15		ppbV	1	4/19/2012 4:13:00 AM
Surr: Bromofluorobenzene	105	70-130		%REC	1	4/19/2012 4:13:00 AM

Qualifiers:

**	Reporting Limit	.	Results reported are not blank corrected
B	Analyte detected in the associated Method Blank	E	Value above quantitation range
H	Holding times for preparation or analysis exceeded	J	Analyte detected at or below quantitation limits
JN	Non-routine analyte. Quantitation estimated.	ND	Not Detected at the Reporting Limit
S	Spike Recovery outside accepted recovery limits		

Centek Laboratories, LLC

Date: *20-Apr-12*

CLIENT:	Arcadis	**Client Sample ID:**	WL-VP-4
Lab Order:	C1204029	**Tag Number:**	544,155
Project:	LMC Corp Utica	**Collection Date:**	4/13/2012
Lab ID:	C1204029-004A	**Matrix:**	AIR

Analyses	Result	**Limit	Qual	Units	DF	Date Analyzed
FIELD PARAMETERS		**FLD**				Analyst:
Lab Vacuum In	-3			"Hg		4/13/2012
Lab Vacuum Out	-30			"Hg		4/13/2012
1UG/M3 BY METHOD TO15		**TO-15**				Analyst: **RJP**
1,1,1-Trichloroethane	< 0.15	0.15		ppbV	1	4/19/2012 4:45:00 AM
1,1,2,2-Tetrachloroethane	< 0.15	0.15		ppbV	1	4/19/2012 4:45:00 AM
1,1,2-Trichloroethane	< 0.15	0.15		ppbV	1	4/19/2012 4:45:00 AM
1,1-Dichloroethane	< 0.15	0.15		ppbV	1	4/19/2012 4:45:00 AM
1,1-Dichloroethene	< 0.15	0.15		ppbV	1	4/19/2012 4:45:00 AM
1,2,4-Trichlorobenzene	< 0.15	0.15		ppbV	1	4/19/2012 4:45:00 AM
1,2,4-Trimethylbenzene	0.95	0.15		ppbV	1	4/19/2012 4:45:00 AM
1,2-Dibromoethane	< 0.15	0.15		ppbV	1	4/19/2012 4:45:00 AM
1,2-Dichlorobenzene	< 0.15	0.15		ppbV	1	4/19/2012 4:45:00 AM
1,2-Dichloroethane	< 0.15	0.15		ppbV	1	4/19/2012 4:45:00 AM
1,2-Dichloropropane	< 0.15	0.15		ppbV	1	4/19/2012 4:45:00 AM
1,3,5-Trimethylbenzene	0.22	0.15		ppbV	1	4/19/2012 4:45:00 AM
1,3-butadiene	< 0.15	0.15		ppbV	1	4/19/2012 4:45:00 AM
1,3-Dichlorobenzene	< 0.15	0.15		ppbV	1	4/19/2012 4:45:00 AM
1,4-Dichlorobenzene	< 0.15	0.15		ppbV	1	4/19/2012 4:45:00 AM
1,4-Dioxane	< 0.30	0.30		ppbV	1	4/19/2012 4:45:00 AM
2,2,4-trimethylpentane	< 0.15	0.15		ppbV	1	4/19/2012 4:45:00 AM
4-ethyltoluene	0.36	0.15		ppbV	1	4/19/2012 4:45:00 AM
Acetone	51	6.0		ppbV	20	4/19/2012 6:50:00 AM
Allyl chloride	< 0.15	0.15		ppbV	1	4/19/2012 4:45:00 AM
Benzene	0.63	0.15		ppbV	1	4/19/2012 4:45:00 AM
Benzyl chloride	< 0.15	0.15		ppbV	1	4/19/2012 4:45:00 AM
Bromodichloromethane	< 0.15	0.15		ppbV	1	4/19/2012 4:45:00 AM
Bromoform	< 0.15	0.15		ppbV	1	4/19/2012 4:45:00 AM
Bromomethane	< 0.15	0.15		ppbV	1	4/19/2012 4:45:00 AM
Carbon disulfide	3.4	3.0		ppbV	20	4/19/2012 6:50:00 AM
Carbon tetrachloride	< 0.15	0.15		ppbV	1	4/19/2012 4:45:00 AM
Chlorobenzene	< 0.15	0.15		ppbV	1	4/19/2012 4:45:00 AM
Chloroethane	< 0.15	0.15		ppbV	1	4/19/2012 4:45:00 AM
Chloroform	< 0.15	0.15		ppbV	1	4/19/2012 4:45:00 AM
Chloromethane	< 0.15	0.15		ppbV	1	4/19/2012 4:45:00 AM
cis-1,2-Dichloroethene	< 0.15	0.15		ppbV	1	4/19/2012 4:45:00 AM
cis-1,3-Dichloropropene	< 0.15	0.15		ppbV	1	4/19/2012 4:45:00 AM
Cyclohexane	< 0.15	0.15		ppbV	1	4/19/2012 4:45:00 AM
Dibromochloromethane	< 0.15	0.15		ppbV	1	4/19/2012 4:45:00 AM
Ethyl acetate	< 0.25	0.25		ppbV	1	4/19/2012 4:45:00 AM

Qualifiers:

**	Reporting Limit	.	Results reported are not blank corrected
B	Analyte detected in the associated Method Blank	E	Value above quantitation range
H	Holding times for preparation or analysis exceeded	J	Analyte detected at or below quantitation limits
JN	Non-routine analyte. Quantitation estimated.	ND	Not Detected at the Reporting Limit
S	Spike Recovery outside accepted recovery limits		

Centek Laboratories, LLC

Date: *20-Apr-12*

CLIENT:	Arcadis	**Client Sample ID:**	WL-VP-4
Lab Order:	C1204029	**Tag Number:**	544,155
Project:	LMC Corp Utica	**Collection Date:**	4/13/2012
Lab ID:	C1204029-004A	**Matrix:**	AIR

Analyses	Result	**Limit	Qual	Units	DF	Date Analyzed
1UG/M3 BY METHOD TO15		**TO-15**				Analyst: **RJP**
Ethylbenzene	2.2	3.0	J	ppbV	20	4/19/2012 6:50:00 AM
Freon 11	0.23	0.15		ppbV	1	4/19/2012 4:45:00 AM
Freon 113	0.14	0.15	J	ppbV	1	4/19/2012 4:45:00 AM
Freon 114	< 0.15	0.15		ppbV	1	4/19/2012 4:45:00 AM
Freon 12	0.69	0.15		ppbV	1	4/19/2012 4:45:00 AM
Heptane	0.57	0.15		ppbV	1	4/19/2012 4:45:00 AM
Hexachloro-1,3-butadiene	< 0.15	0.15		ppbV	1	4/19/2012 4:45:00 AM
Hexane	< 0.15	0.15		ppbV	1	4/19/2012 4:45:00 AM
Isopropyl alcohol	8.0	3.0		ppbV	20	4/19/2012 6:50:00 AM
m&p-Xylene	5.6	6.0	J	ppbV	20	4/19/2012 6:50:00 AM
Methyl Butyl Ketone	< 0.30	0.30		ppbV	1	4/19/2012 4:45:00 AM
Methyl Ethyl Ketone	< 0.30	0.30		ppbV	1	4/19/2012 4:45:00 AM
Methyl Isobutyl Ketone	< 0.30	0.30		ppbV	1	4/19/2012 4:45:00 AM
Methyl tert-butyl ether	< 0.15	0.15		ppbV	1	4/19/2012 4:45:00 AM
Methylene chloride	1.0	0.15		ppbV	1	4/19/2012 4:45:00 AM
o-Xylene	4.5	0.15		ppbV	1	4/19/2012 4:45:00 AM
Propylene	< 0.15	0.15		ppbV	1	4/19/2012 4:45:00 AM
Styrene	< 0.15	0.15		ppbV	1	4/19/2012 4:45:00 AM
Tetrachloroethylene	1.8	0.15		ppbV	1	4/19/2012 4:45:00 AM
Tetrahydrofuran	< 0.15	0.15		ppbV	1	4/19/2012 4:45:00 AM
Toluene	4.2	3.0		ppbV	20	4/19/2012 6:50:00 AM
trans-1,2-Dichloroethene	< 0.15	0.15		ppbV	1	4/19/2012 4:45:00 AM
trans-1,3-Dichloropropene	< 0.15	0.15		ppbV	1	4/19/2012 4:45:00 AM
Trichloroethene	0.45	0.15		ppbV	1	4/19/2012 4:45:00 AM
Vinyl acetate	< 0.15	0.15		ppbV	1	4/19/2012 4:45:00 AM
Vinyl Bromide	< 0.15	0.15		ppbV	1	4/19/2012 4:45:00 AM
Vinyl chloride	< 0.15	0.15		ppbV	1	4/19/2012 4:45:00 AM
Surr: Bromofluorobenzene	128	70-130		%REC	1	4/19/2012 4:45:00 AM

Qualifiers:

**	Reporting Limit	.	Results reported are not blank corrected
B	Analyte detected in the associated Method Blank	E	Value above quantitation range
H	Holding times for preparation or analysis exceeded	J	Analyte detected at or below quantitation limits
JN	Non-routine analyte. Quantitation estimated.	ND	Not Detected at the Reporting Limit
S	Spike Recovery outside accepted recovery limits		

Centek Laboratories, LLC

Date: *20-Apr-12*

CLIENT:	Arcadis	**Client Sample ID:**	WL-VP-5
Lab Order:	C1204029	**Tag Number:**	222,113
Project:	LMC Corp Utica	**Collection Date:**	4/13/2012
Lab ID:	C1204029-005A	**Matrix:**	AIR

Analyses	Result	**Limit	Qual	Units	DF	Date Analyzed
FIELD PARAMETERS		**FLD**				Analyst:
Lab Vacuum In	-3			"Hg		4/13/2012
Lab Vacuum Out	-30			"Hg		4/13/2012
1UG/M3 BY METHOD TO15		**TO-15**				Analyst: **RJP**
1,1,1-Trichloroethane	< 0.15	0.15		ppbV	1	4/19/2012 1:01:00 PM
1,1,2,2-Tetrachloroethane	< 0.15	0.15		ppbV	1	4/19/2012 1:01:00 PM
1,1,2-Trichloroethane	< 0.15	0.15		ppbV	1	4/19/2012 1:01:00 PM
1,1-Dichloroethane	< 0.15	0.15		ppbV	1	4/19/2012 1:01:00 PM
1,1-Dichloroethene	< 0.15	0.15		ppbV	1	4/19/2012 1:01:00 PM
1,2,4-Trichlorobenzene	< 0.15	0.15		ppbV	1	4/19/2012 1:01:00 PM
1,2,4-Trimethylbenzene	1.5	0.15		ppbV	1	4/19/2012 1:01:00 PM
1,2-Dibromoethane	< 0.15	0.15		ppbV	1	4/19/2012 1:01:00 PM
1,2-Dichlorobenzene	< 0.15	0.15		ppbV	1	4/19/2012 1:01:00 PM
1,2-Dichloroethane	< 0.15	0.15		ppbV	1	4/19/2012 1:01:00 PM
1,2-Dichloropropane	< 0.15	0.15		ppbV	1	4/19/2012 1:01:00 PM
1,3,5-Trimethylbenzene	0.36	0.15		ppbV	1	4/19/2012 1:01:00 PM
1,3-butadiene	< 0.15	0.15		ppbV	1	4/19/2012 1:01:00 PM
1,3-Dichlorobenzene	< 0.15	0.15		ppbV	1	4/19/2012 1:01:00 PM
1,4-Dichlorobenzene	< 0.15	0.15		ppbV	1	4/19/2012 1:01:00 PM
1,4-Dioxane	< 0.30	0.30		ppbV	1	4/19/2012 1:01:00 PM
2,2,4-trimethylpentane	0.35	0.15		ppbV	1	4/19/2012 1:01:00 PM
4-ethyltoluene	0.57	0.15		ppbV	1	4/19/2012 1:01:00 PM
Acetone	190	27		ppbV	90	4/20/2012 12:50:00 AM
Allyl chloride	< 0.15	0.15		ppbV	1	4/19/2012 1:01:00 PM
Benzene	1.3	0.15		ppbV	1	4/19/2012 1:01:00 PM
Benzyl chloride	< 0.15	0.15		ppbV	1	4/19/2012 1:01:00 PM
Bromodichloromethane	< 0.15	0.15		ppbV	1	4/19/2012 1:01:00 PM
Bromoform	< 0.15	0.15		ppbV	1	4/19/2012 1:01:00 PM
Bromomethane	< 0.15	0.15		ppbV	1	4/19/2012 1:01:00 PM
Carbon disulfide	7.9	1.5		ppbV	10	4/19/2012 11:38:00 PM
Carbon tetrachloride	< 0.15	0.15		ppbV	1	4/19/2012 1:01:00 PM
Chlorobenzene	< 0.15	0.15		ppbV	1	4/19/2012 1:01:00 PM
Chloroethane	< 0.15	0.15		ppbV	1	4/19/2012 1:01:00 PM
Chloroform	0.12	0.15	J	ppbV	1	4/19/2012 1:01:00 PM
Chloromethane	< 0.15	0.15		ppbV	1	4/19/2012 1:01:00 PM
cis-1,2-Dichloroethene	0.44	0.15		ppbV	1	4/19/2012 1:01:00 PM
cis-1,3-Dichloropropene	< 0.15	0.15		ppbV	1	4/19/2012 1:01:00 PM
Cyclohexane	< 0.15	0.15		ppbV	1	4/19/2012 1:01:00 PM
Dibromochloromethane	< 0.15	0.15		ppbV	1	4/19/2012 1:01:00 PM
Ethyl acetate	< 0.25	0.25		ppbV	1	4/19/2012 1:01:00 PM

Qualifiers:

**	Reporting Limit	.	Results reported are not blank corrected
B	Analyte detected in the associated Method Blank	E	Value above quantitation range
H	Holding times for preparation or analysis exceeded	J	Analyte detected at or below quantitation limits
JN	Non-routine analyte. Quantitation estimated.	ND	Not Detected at the Reporting Limit
S	Spike Recovery outside accepted recovery limits		

Centek Laboratories, LLC

Date: *20-Apr-12*

CLIENT:	Arcadis	**Client Sample ID:**	WL-VP-5
Lab Order:	C1204029	**Tag Number:**	222,113
Project:	LMC Corp Utica	**Collection Date:**	4/13/2012
Lab ID:	C1204029-005A	**Matrix:**	AIR

Analyses	Result	**Limit	Qual	Units	DF	Date Analyzed
1UG/M3 BY METHOD TO15		**TO-15**				Analyst: **RJP**
Ethylbenzene	5.8	1.5		ppbV	10	4/19/2012 11:38:00 PM
Freon 11	0.29	0.15		ppbV	1	4/19/2012 1:01:00 PM
Freon 113	0.15	0.15		ppbV	1	4/19/2012 1:01:00 PM
Freon 114	< 0.15	0.15		ppbV	1	4/19/2012 1:01:00 PM
Freon 12	< 0.15	0.15		ppbV	1	4/19/2012 1:01:00 PM
Heptane	1.7	0.15		ppbV	1	4/19/2012 1:01:00 PM
Hexachloro-1,3-butadiene	< 0.15	0.15		ppbV	1	4/19/2012 1:01:00 PM
Hexane	< 0.15	0.15		ppbV	1	4/19/2012 1:01:00 PM
Isopropyl alcohol	< 0.15	0.15		ppbV	1	4/19/2012 1:01:00 PM
m&p-Xylene	17	3.0		ppbV	10	4/19/2012 11:38:00 PM
Methyl Butyl Ketone	< 0.30	0.30		ppbV	1	4/19/2012 1:01:00 PM
Methyl Ethyl Ketone	5.1	3.0		ppbV	10	4/19/2012 11:38:00 PM
Methyl Isobutyl Ketone	< 0.30	0.30		ppbV	1	4/19/2012 1:01:00 PM
Methyl tert-butyl ether	< 0.15	0.15		ppbV	1	4/19/2012 1:01:00 PM
Methylene chloride	8.0	1.5		ppbV	10	4/19/2012 11:38:00 PM
o-Xylene	4.1	1.5		ppbV	10	4/19/2012 11:38:00 PM
Propylene	< 0.15	0.15		ppbV	1	4/19/2012 1:01:00 PM
Styrene	< 0.15	0.15		ppbV	1	4/19/2012 1:01:00 PM
Tetrachloroethylene	2.8	1.5		ppbV	10	4/19/2012 11:38:00 PM
Tetrahydrofuran	< 0.15	0.15		ppbV	1	4/19/2012 1:01:00 PM
Toluene	11	1.5		ppbV	10	4/19/2012 11:38:00 PM
trans-1,2-Dichloroethene	< 0.15	0.15		ppbV	1	4/19/2012 1:01:00 PM
trans-1,3-Dichloropropene	< 0.15	0.15		ppbV	1	4/19/2012 1:01:00 PM
Trichloroethene	1.6	0.15		ppbV	1	4/19/2012 1:01:00 PM
Vinyl acetate	< 0.15	0.15		ppbV	1	4/19/2012 1:01:00 PM
Vinyl Bromide	< 0.15	0.15		ppbV	1	4/19/2012 1:01:00 PM
Vinyl chloride	< 0.15	0.15		ppbV	1	4/19/2012 1:01:00 PM
Surr: Bromofluorobenzene	113	70-130		%REC	1	4/19/2012 1:01:00 PM

Qualifiers:

**	Reporting Limit	.	Results reported are not blank corrected
B	Analyte detected in the associated Method Blank	E	Value above quantitation range
H	Holding times for preparation or analysis exceeded	J	Analyte detected at or below quantitation limits
JN	Non-routine analyte. Quantitation estimated.	ND	Not Detected at the Reporting Limit
S	Spike Recovery outside accepted recovery limits		

Centek Laboratories, LLC

Date: *20-Apr-12*

CLIENT:	Arcadis	**Client Sample ID:**	WL-VP-6
Lab Order:	C1204029	**Tag Number:**	86,398
Project:	LMC Corp Utica	**Collection Date:**	4/13/2012
Lab ID:	C1204029-006A	**Matrix:**	AIR

Analyses	Result	**Limit	Qual	Units	DF	Date Analyzed
FIELD PARAMETERS		**FLD**				Analyst:
Lab Vacuum In	-3			"Hg		4/13/2012
Lab Vacuum Out	-30			"Hg		4/13/2012
1UG/M3 BY METHOD TO15		**TO-15**				Analyst: **RJP**
1,1,1-Trichloroethane	< 0.15	0.15		ppbV	1	4/19/2012 1:33:00 PM
1,1,2,2-Tetrachloroethane	< 0.15	0.15		ppbV	1	4/19/2012 1:33:00 PM
1,1,2-Trichloroethane	< 0.15	0.15		ppbV	1	4/19/2012 1:33:00 PM
1,1-Dichloroethane	< 0.15	0.15		ppbV	1	4/19/2012 1:33:00 PM
1,1-Dichloroethene	< 0.15	0.15		ppbV	1	4/19/2012 1:33:00 PM
1,2,4-Trichlorobenzene	< 0.15	0.15		ppbV	1	4/19/2012 1:33:00 PM
1,2,4-Trimethylbenzene	2.0	0.15		ppbV	1	4/19/2012 1:33:00 PM
1,2-Dibromoethane	< 0.15	0.15		ppbV	1	4/19/2012 1:33:00 PM
1,2-Dichlorobenzene	< 0.15	0.15		ppbV	1	4/19/2012 1:33:00 PM
1,2-Dichloroethane	< 0.15	0.15		ppbV	1	4/19/2012 1:33:00 PM
1,2-Dichloropropane	< 0.15	0.15		ppbV	1	4/19/2012 1:33:00 PM
1,3,5-Trimethylbenzene	0.48	0.15		ppbV	1	4/19/2012 1:33:00 PM
1,3-butadiene	< 0.15	0.15		ppbV	1	4/19/2012 1:33:00 PM
1,3-Dichlorobenzene	0.14	0.15	J	ppbV	1	4/19/2012 1:33:00 PM
1,4-Dichlorobenzene	< 0.15	0.15		ppbV	1	4/19/2012 1:33:00 PM
1,4-Dioxane	< 0.30	0.30		ppbV	1	4/19/2012 1:33:00 PM
2,2,4-trimethylpentane	0.40	0.15		ppbV	1	4/19/2012 1:33:00 PM
4-ethyltoluene	0.70	0.15		ppbV	1	4/19/2012 1:33:00 PM
Acetone	150	12		ppbV	40	4/20/2012 1:59:00 AM
Allyl chloride	< 0.15	0.15		ppbV	1	4/19/2012 1:33:00 PM
Benzene	1.8	0.15		ppbV	1	4/19/2012 1:33:00 PM
Benzyl chloride	< 0.15	0.15		ppbV	1	4/19/2012 1:33:00 PM
Bromodichloromethane	< 0.15	0.15		ppbV	1	4/19/2012 1:33:00 PM
Bromoform	< 0.15	0.15		ppbV	1	4/19/2012 1:33:00 PM
Bromomethane	< 0.15	0.15		ppbV	1	4/19/2012 1:33:00 PM
Carbon disulfide	11	1.5		ppbV	10	4/20/2012 1:25:00 AM
Carbon tetrachloride	< 0.15	0.15		ppbV	1	4/19/2012 1:33:00 PM
Chlorobenzene	< 0.15	0.15		ppbV	1	4/19/2012 1:33:00 PM
Chloroethane	< 0.15	0.15		ppbV	1	4/19/2012 1:33:00 PM
Chloroform	< 0.15	0.15		ppbV	1	4/19/2012 1:33:00 PM
Chloromethane	< 0.15	0.15		ppbV	1	4/19/2012 1:33:00 PM
cis-1,2-Dichloroethene	< 0.15	0.15		ppbV	1	4/19/2012 1:33:00 PM
cis-1,3-Dichloropropene	< 0.15	0.15		ppbV	1	4/19/2012 1:33:00 PM
Cyclohexane	< 0.15	0.15		ppbV	1	4/19/2012 1:33:00 PM
Dibromochloromethane	< 0.15	0.15		ppbV	1	4/19/2012 1:33:00 PM
Ethyl acetate	< 0.25	0.25		ppbV	1	4/19/2012 1:33:00 PM

Qualifiers:

**	Reporting Limit	.	Results reported are not blank corrected
B	Analyte detected in the associated Method Blank	E	Value above quantitation range
H	Holding times for preparation or analysis exceeded	J	Analyte detected at or below quantitation limits
JN	Non-routine analyte. Quantitation estimated.	ND	Not Detected at the Reporting Limit
S	Spike Recovery outside accepted recovery limits		

Centek Laboratories, LLC

Date: *20-Apr-12*

CLIENT:	Arcadis	**Client Sample ID:**	WL-VP-6
Lab Order:	C1204029	**Tag Number:**	86,398
Project:	LMC Corp Utica	**Collection Date:**	4/13/2012
Lab ID:	C1204029-006A	**Matrix:**	AIR

Analyses	Result	**Limit	Qual	Units	DF	Date Analyzed
1UG/M3 BY METHOD TO15		**TO-15**				Analyst: **RJP**
Ethylbenzene	10	1.5		ppbV	10	4/20/2012 1:25:00 AM
Freon 11	0.21	0.15		ppbV	1	4/19/2012 1:33:00 PM
Freon 113	0.12	0.15	J	ppbV	1	4/19/2012 1:33:00 PM
Freon 114	< 0.15	0.15		ppbV	1	4/19/2012 1:33:00 PM
Freon 12	< 0.15	0.15		ppbV	1	4/19/2012 1:33:00 PM
Heptane	1.7	0.15		ppbV	1	4/19/2012 1:33:00 PM
Hexachloro-1,3-butadiene	< 0.15	0.15		ppbV	1	4/19/2012 1:33:00 PM
Hexane	< 0.15	0.15		ppbV	1	4/19/2012 1:33:00 PM
Isopropyl alcohol	12	1.5		ppbV	10	4/20/2012 1:25:00 AM
m&p-Xylene	34	3.0		ppbV	10	4/20/2012 1:25:00 AM
Methyl Butyl Ketone	< 0.30	0.30		ppbV	1	4/19/2012 1:33:00 PM
Methyl Ethyl Ketone	< 0.30	0.30		ppbV	1	4/19/2012 1:33:00 PM
Methyl Isobutyl Ketone	< 0.30	0.30		ppbV	1	4/19/2012 1:33:00 PM
Methyl tert-butyl ether	< 0.15	0.15		ppbV	1	4/19/2012 1:33:00 PM
Methylene chloride	0.23	0.15		ppbV	1	4/19/2012 1:33:00 PM
o-Xylene	8.5	1.5		ppbV	10	4/20/2012 1:25:00 AM
Propylene	< 0.15	0.15		ppbV	1	4/19/2012 1:33:00 PM
Styrene	< 0.15	0.15		ppbV	1	4/19/2012 1:33:00 PM
Tetrachloroethylene	3.0	1.5		ppbV	10	4/20/2012 1:25:00 AM
Tetrahydrofuran	< 0.15	0.15		ppbV	1	4/19/2012 1:33:00 PM
Toluene	20	1.5		ppbV	10	4/20/2012 1:25:00 AM
trans-1,2-Dichloroethene	< 0.15	0.15		ppbV	1	4/19/2012 1:33:00 PM
trans-1,3-Dichloropropene	< 0.15	0.15		ppbV	1	4/19/2012 1:33:00 PM
Trichloroethene	0.56	0.15		ppbV	1	4/19/2012 1:33:00 PM
Vinyl acetate	< 0.15	0.15		ppbV	1	4/19/2012 1:33:00 PM
Vinyl Bromide	< 0.15	0.15		ppbV	1	4/19/2012 1:33:00 PM
Vinyl chloride	< 0.15	0.15		ppbV	1	4/19/2012 1:33:00 PM
Surr: Bromofluorobenzene	114	70-130		%REC	1	4/19/2012 1:33:00 PM

Qualifiers:

**	Reporting Limit	.	Results reported are not blank corrected
B	Analyte detected in the associated Method Blank	E	Value above quantitation range
H	Holding times for preparation or analysis exceeded	J	Analyte detected at or below quantitation limits
JN	Non-routine analyte. Quantitation estimated.	ND	Not Detected at the Reporting Limit
S	Spike Recovery outside accepted recovery limits		

Centek Laboratories, LLC

Date: *20-Apr-12*

CLIENT:	Arcadis	**Client Sample ID:**	AMB-041312
Lab Order:	C1204029	**Tag Number:**	131,153
Project:	LMC Corp Utica	**Collection Date:**	4/13/2012
Lab ID:	C1204029-007A	**Matrix:**	AIR

Analyses	Result	**Limit	Qual	Units	DF	Date Analyzed
FIELD PARAMETERS		**FLD**				Analyst:
Lab Vacuum In	-15			"Hg		4/13/2012
Lab Vacuum Out	-30			"Hg		4/13/2012
1UG/M3 BY METHOD TO15		**TO-15**				Analyst: **RJP**
1,1,1-Trichloroethane	< 0.15	0.15		ppbV	1	4/18/2012 12:54:00 PM
1,1,2,2-Tetrachloroethane	< 0.15	0.15		ppbV	1	4/18/2012 12:54:00 PM
1,1,2-Trichloroethane	< 0.15	0.15		ppbV	1	4/18/2012 12:54:00 PM
1,1-Dichloroethane	< 0.15	0.15		ppbV	1	4/18/2012 12:54:00 PM
1,1-Dichloroethene	< 0.15	0.15		ppbV	1	4/18/2012 12:54:00 PM
1,2,4-Trichlorobenzene	< 0.15	0.15		ppbV	1	4/18/2012 12:54:00 PM
1,2,4-Trimethylbenzene	< 0.15	0.15		ppbV	1	4/18/2012 12:54:00 PM
1,2-Dibromoethane	< 0.15	0.15		ppbV	1	4/18/2012 12:54:00 PM
1,2-Dichlorobenzene	< 0.15	0.15		ppbV	1	4/18/2012 12:54:00 PM
1,2-Dichloroethane	< 0.15	0.15		ppbV	1	4/18/2012 12:54:00 PM
1,2-Dichloropropane	< 0.15	0.15		ppbV	1	4/18/2012 12:54:00 PM
1,3,5-Trimethylbenzene	< 0.15	0.15		ppbV	1	4/18/2012 12:54:00 PM
1,3-butadiene	< 0.15	0.15		ppbV	1	4/18/2012 12:54:00 PM
1,3-Dichlorobenzene	< 0.15	0.15		ppbV	1	4/18/2012 12:54:00 PM
1,4-Dichlorobenzene	< 0.15	0.15		ppbV	1	4/18/2012 12:54:00 PM
1,4-Dioxane	< 0.30	0.30		ppbV	1	4/18/2012 12:54:00 PM
2,2,4-trimethylpentane	< 0.15	0.15		ppbV	1	4/18/2012 12:54:00 PM
4-ethyltoluene	< 0.15	0.15		ppbV	1	4/18/2012 12:54:00 PM
Acetone	7.1	1.5		ppbV	5	4/18/2012 2:02:00 PM
Allyl chloride	< 0.15	0.15		ppbV	1	4/18/2012 12:54:00 PM
Benzene	0.24	0.15		ppbV	1	4/18/2012 12:54:00 PM
Benzyl chloride	< 0.15	0.15		ppbV	1	4/18/2012 12:54:00 PM
Bromodichloromethane	< 0.15	0.15		ppbV	1	4/18/2012 12:54:00 PM
Bromoform	< 0.15	0.15		ppbV	1	4/18/2012 12:54:00 PM
Bromomethane	< 0.15	0.15		ppbV	1	4/18/2012 12:54:00 PM
Carbon disulfide	0.14	0.15	J	ppbV	1	4/18/2012 12:54:00 PM
Carbon tetrachloride	0.10	0.15	J	ppbV	1	4/18/2012 12:54:00 PM
Chlorobenzene	< 0.15	0.15		ppbV	1	4/18/2012 12:54:00 PM
Chloroethane	< 0.15	0.15		ppbV	1	4/18/2012 12:54:00 PM
Chloroform	< 0.15	0.15		ppbV	1	4/18/2012 12:54:00 PM
Chloromethane	0.48	0.15		ppbV	1	4/18/2012 12:54:00 PM
cis-1,2-Dichloroethene	< 0.15	0.15		ppbV	1	4/18/2012 12:54:00 PM
cis-1,3-Dichloropropene	< 0.15	0.15		ppbV	1	4/18/2012 12:54:00 PM
Cyclohexane	< 0.15	0.15		ppbV	1	4/18/2012 12:54:00 PM
Dibromochloromethane	< 0.15	0.15		ppbV	1	4/18/2012 12:54:00 PM
Ethyl acetate	< 0.25	0.25		ppbV	1	4/18/2012 12:54:00 PM

Qualifiers:

**	Reporting Limit	.	Results reported are not blank corrected
B	Analyte detected in the associated Method Blank	E	Value above quantitation range
H	Holding times for preparation or analysis exceeded	J	Analyte detected at or below quantitation limits
JN	Non-routine analyte. Quantitation estimated.	ND	Not Detected at the Reporting Limit
S	Spike Recovery outside accepted recovery limits		

Centek Laboratories, LLC

Date: *20-Apr-12*

CLIENT:	Arcadis	**Client Sample ID:**	AMB-041312
Lab Order:	C1204029	**Tag Number:**	131,153
Project:	LMC Corp Utica	**Collection Date:**	4/13/2012
Lab ID:	C1204029-007A	**Matrix:**	AIR

Analyses	Result	**Limit	Qual	Units	DF	Date Analyzed
1UG/M3 BY METHOD TO15		**TO-15**				Analyst: **RJP**
Ethylbenzene	< 0.15	0.15		ppbV	1	4/18/2012 12:54:00 PM
Freon 11	0.24	0.15		ppbV	1	4/18/2012 12:54:00 PM
Freon 113	0.10	0.15	J	ppbV	1	4/18/2012 12:54:00 PM
Freon 114	< 0.15	0.15		ppbV	1	4/18/2012 12:54:00 PM
Freon 12	0.51	0.15		ppbV	1	4/18/2012 12:54:00 PM
Heptane	< 0.15	0.15		ppbV	1	4/18/2012 12:54:00 PM
Hexachloro-1,3-butadiene	< 0.15	0.15		ppbV	1	4/18/2012 12:54:00 PM
Hexane	< 0.15	0.15		ppbV	1	4/18/2012 12:54:00 PM
Isopropyl alcohol	< 0.15	0.15		ppbV	1	4/18/2012 12:54:00 PM
m&p-Xylene	< 0.30	0.30		ppbV	1	4/18/2012 12:54:00 PM
Methyl Butyl Ketone	< 0.30	0.30		ppbV	1	4/18/2012 12:54:00 PM
Methyl Ethyl Ketone	< 0.30	0.30		ppbV	1	4/18/2012 12:54:00 PM
Methyl Isobutyl Ketone	< 0.30	0.30		ppbV	1	4/18/2012 12:54:00 PM
Methyl tert-butyl ether	< 0.15	0.15		ppbV	1	4/18/2012 12:54:00 PM
Methylene chloride	0.29	0.15		ppbV	1	4/18/2012 12:54:00 PM
o-Xylene	< 0.15	0.15		ppbV	1	4/18/2012 12:54:00 PM
Propylene	< 0.15	0.15		ppbV	1	4/18/2012 12:54:00 PM
Styrene	< 0.15	0.15		ppbV	1	4/18/2012 12:54:00 PM
Tetrachloroethylene	< 0.15	0.15		ppbV	1	4/18/2012 12:54:00 PM
Tetrahydrofuran	< 0.15	0.15		ppbV	1	4/18/2012 12:54:00 PM
Toluene	0.42	0.15		ppbV	1	4/18/2012 12:54:00 PM
trans-1,2-Dichloroethene	< 0.15	0.15		ppbV	1	4/18/2012 12:54:00 PM
trans-1,3-Dichloropropene	< 0.15	0.15		ppbV	1	4/18/2012 12:54:00 PM
Trichloroethene	< 0.15	0.15		ppbV	1	4/18/2012 12:54:00 PM
Vinyl acetate	< 0.15	0.15		ppbV	1	4/18/2012 12:54:00 PM
Vinyl Bromide	< 0.15	0.15		ppbV	1	4/18/2012 12:54:00 PM
Vinyl chloride	< 0.15	0.15		ppbV	1	4/18/2012 12:54:00 PM
Surr: Bromofluorobenzene	86.0	70-130		%REC	1	4/18/2012 12:54:00 PM

Qualifiers:

**	Reporting Limit	.	Results reported are not blank corrected
B	Analyte detected in the associated Method Blank	E	Value above quantitation range
H	Holding times for preparation or analysis exceeded	J	Analyte detected at or below quantitation limits
JN	Non-routine analyte. Quantitation estimated.	ND	Not Detected at the Reporting Limit
S	Spike Recovery outside accepted recovery limits		

Centek Laboratories, LLC

Date: *20-Apr-12*

CLIENT:	Arcadis	**Client Sample ID:**	DUP-041212
Lab Order:	C1204029	**Tag Number:**	359,69
Project:	LMC Corp Utica	**Collection Date:**	4/13/2012
Lab ID:	C1204029-008A	**Matrix:**	AIR

Analyses	Result	**Limit	Qual	Units	DF	Date Analyzed
FIELD PARAMETERS		**FLD**				Analyst:
Lab Vacuum In	-1			"Hg		4/13/2012
Lab Vacuum Out	-30			"Hg		4/13/2012
1UG/M3 BY METHOD TO15		**TO-15**				Analyst: **RJP**
1,1,1-Trichloroethane	< 0.15	0.15		ppbV	1	4/18/2012 1:27:00 PM
1,1,2,2-Tetrachloroethane	< 0.15	0.15		ppbV	1	4/18/2012 1:27:00 PM
1,1,2-Trichloroethane	< 0.15	0.15		ppbV	1	4/18/2012 1:27:00 PM
1,1-Dichloroethane	< 0.15	0.15		ppbV	1	4/18/2012 1:27:00 PM
1,1-Dichloroethene	< 0.15	0.15		ppbV	1	4/18/2012 1:27:00 PM
1,2,4-Trichlorobenzene	< 0.15	0.15		ppbV	1	4/18/2012 1:27:00 PM
1,2,4-Trimethylbenzene	0.56	0.15		ppbV	1	4/18/2012 1:27:00 PM
1,2-Dibromoethane	< 0.15	0.15		ppbV	1	4/18/2012 1:27:00 PM
1,2-Dichlorobenzene	< 0.15	0.15		ppbV	1	4/18/2012 1:27:00 PM
1,2-Dichloroethane	< 0.15	0.15		ppbV	1	4/18/2012 1:27:00 PM
1,2-Dichloropropane	< 0.15	0.15		ppbV	1	4/18/2012 1:27:00 PM
1,3,5-Trimethylbenzene	0.15	0.15		ppbV	1	4/18/2012 1:27:00 PM
1,3-butadiene	< 0.15	0.15		ppbV	1	4/18/2012 1:27:00 PM
1,3-Dichlorobenzene	< 0.15	0.15		ppbV	1	4/18/2012 1:27:00 PM
1,4-Dichlorobenzene	< 0.15	0.15		ppbV	1	4/18/2012 1:27:00 PM
1,4-Dioxane	< 0.30	0.30		ppbV	1	4/18/2012 1:27:00 PM
2,2,4-trimethylpentane	< 0.15	0.15		ppbV	1	4/18/2012 1:27:00 PM
4-ethyltoluene	0.20	0.15		ppbV	1	4/18/2012 1:27:00 PM
Acetone	50	6.0		ppbV	20	4/18/2012 2:35:00 PM
Allyl chloride	< 0.15	0.15		ppbV	1	4/18/2012 1:27:00 PM
Benzene	0.45	0.15		ppbV	1	4/18/2012 1:27:00 PM
Benzyl chloride	< 0.15	0.15		ppbV	1	4/18/2012 1:27:00 PM
Bromodichloromethane	< 0.15	0.15		ppbV	1	4/18/2012 1:27:00 PM
Bromoform	< 0.15	0.15		ppbV	1	4/18/2012 1:27:00 PM
Bromomethane	< 0.15	0.15		ppbV	1	4/18/2012 1:27:00 PM
Carbon disulfide	6.8	3.0		ppbV	20	4/18/2012 2:35:00 PM
Carbon tetrachloride	< 0.15	0.15		ppbV	1	4/18/2012 1:27:00 PM
Chlorobenzene	< 0.15	0.15		ppbV	1	4/18/2012 1:27:00 PM
Chloroethane	< 0.15	0.15		ppbV	1	4/18/2012 1:27:00 PM
Chloroform	< 0.15	0.15		ppbV	1	4/18/2012 1:27:00 PM
Chloromethane	< 0.15	0.15		ppbV	1	4/18/2012 1:27:00 PM
cis-1,2-Dichloroethene	< 0.15	0.15		ppbV	1	4/18/2012 1:27:00 PM
cis-1,3-Dichloropropene	< 0.15	0.15		ppbV	1	4/18/2012 1:27:00 PM
Cyclohexane	< 0.15	0.15		ppbV	1	4/18/2012 1:27:00 PM
Dibromochloromethane	< 0.15	0.15		ppbV	1	4/18/2012 1:27:00 PM
Ethyl acetate	< 0.25	0.25		ppbV	1	4/18/2012 1:27:00 PM

Qualifiers:

**	Reporting Limit	.	Results reported are not blank corrected
B	Analyte detected in the associated Method Blank	E	Value above quantitation range
H	Holding times for preparation or analysis exceeded	J	Analyte detected at or below quantitation limits
JN	Non-routine analyte. Quantitation estimated.	ND	Not Detected at the Reporting Limit
S	Spike Recovery outside accepted recovery limits		

Centek Laboratories, LLC

Date: *20-Apr-12*

CLIENT:	Arcadis	**Client Sample ID:**	DUP-041212
Lab Order:	C1204029	**Tag Number:**	359,69
Project:	LMC Corp Utica	**Collection Date:**	4/13/2012
Lab ID:	C1204029-008A	**Matrix:**	AIR

Analyses	Result	**Limit	Qual	Units	DF	Date Analyzed
1UG/M3 BY METHOD TO15		**TO-15**				Analyst: **RJP**
Ethylbenzene	2.4	3.0	J	ppbV	20	4/18/2012 2:35:00 PM
Freon 11	0.21	0.15		ppbV	1	4/18/2012 1:27:00 PM
Freon 113	0.24	0.15		ppbV	1	4/18/2012 1:27:00 PM
Freon 114	< 0.15	0.15		ppbV	1	4/18/2012 1:27:00 PM
Freon 12	0.72	0.15		ppbV	1	4/18/2012 1:27:00 PM
Heptane	0.42	0.15		ppbV	1	4/18/2012 1:27:00 PM
Hexachloro-1,3-butadiene	< 0.15	0.15		ppbV	1	4/18/2012 1:27:00 PM
Hexane	< 0.15	0.15		ppbV	1	4/18/2012 1:27:00 PM
Isopropyl alcohol	< 0.15	0.15		ppbV	1	4/18/2012 1:27:00 PM
m&p-Xylene	6.4	6.0		ppbV	20	4/18/2012 2:35:00 PM
Methyl Butyl Ketone	< 0.30	0.30		ppbV	1	4/18/2012 1:27:00 PM
Methyl Ethyl Ketone	2.0	0.30		ppbV	1	4/18/2012 1:27:00 PM
Methyl Isobutyl Ketone	< 0.30	0.30		ppbV	1	4/18/2012 1:27:00 PM
Methyl tert-butyl ether	< 0.15	0.15		ppbV	1	4/18/2012 1:27:00 PM
Methylene chloride	< 0.15	0.15		ppbV	1	4/18/2012 1:27:00 PM
o-Xylene	2.2	3.0	J	ppbV	20	4/18/2012 2:35:00 PM
Propylene	< 0.15	0.15		ppbV	1	4/18/2012 1:27:00 PM
Styrene	< 0.15	0.15		ppbV	1	4/18/2012 1:27:00 PM
Tetrachloroethylene	1.5	0.15		ppbV	1	4/18/2012 1:27:00 PM
Tetrahydrofuran	< 0.15	0.15		ppbV	1	4/18/2012 1:27:00 PM
Toluene	6.0	3.0		ppbV	20	4/18/2012 2:35:00 PM
trans-1,2-Dichloroethene	< 0.15	0.15		ppbV	1	4/18/2012 1:27:00 PM
trans-1,3-Dichloropropene	< 0.15	0.15		ppbV	1	4/18/2012 1:27:00 PM
Trichloroethene	0.16	0.15		ppbV	1	4/18/2012 1:27:00 PM
Vinyl acetate	< 0.15	0.15		ppbV	1	4/18/2012 1:27:00 PM
Vinyl Bromide	< 0.15	0.15		ppbV	1	4/18/2012 1:27:00 PM
Vinyl chloride	< 0.15	0.15		ppbV	1	4/18/2012 1:27:00 PM
Surr: Bromofluorobenzene	115	70-130		%REC	1	4/18/2012 1:27:00 PM

Qualifiers:

**	Reporting Limit	.	Results reported are not blank corrected
B	Analyte detected in the associated Method Blank	E	Value above quantitation range
H	Holding times for preparation or analysis exceeded	J	Analyte detected at or below quantitation limits
JN	Non-routine analyte. Quantitation estimated.	ND	Not Detected at the Reporting Limit
S	Spike Recovery outside accepted recovery limits		

Centek Laboratories, LLC

Date: *20-Apr-12*

CLIENT:	Arcadis	**Client Sample ID:**	WL-VP-1
Lab Order:	C1204029	**Tag Number:**	232,184
Project:	LMC Corp Utica	**Collection Date:**	4/13/2012
Lab ID:	C1204029-001A	**Matrix:**	AIR

Analyses	Result	**Limit	Qual	Units	DF	Date Analyzed
1UG/M3 BY METHOD TO15		**TO-15**				Analyst: **RJP**
1,1,1-Trichloroethane	< 0.83	0.83		ug/m3	1	4/19/2012 3:09:00 AM
1,1,2,2-Tetrachloroethane	< 1.0	1.0		ug/m3	1	4/19/2012 3:09:00 AM
1,1,2-Trichloroethane	< 0.83	0.83		ug/m3	1	4/19/2012 3:09:00 AM
1,1-Dichloroethane	< 0.62	0.62		ug/m3	1	4/19/2012 3:09:00 AM
1,1-Dichloroethene	< 0.60	0.60		ug/m3	1	4/19/2012 3:09:00 AM
1,2,4-Trichlorobenzene	< 1.1	1.1		ug/m3	1	4/19/2012 3:09:00 AM
1,2,4-Trimethylbenzene	3.3	0.75		ug/m3	1	4/19/2012 3:09:00 AM
1,2-Dibromoethane	< 1.2	1.2		ug/m3	1	4/19/2012 3:09:00 AM
1,2-Dichlorobenzene	< 0.92	0.92		ug/m3	1	4/19/2012 3:09:00 AM
1,2-Dichloroethane	< 0.62	0.62		ug/m3	1	4/19/2012 3:09:00 AM
1,2-Dichloropropane	< 0.70	0.70		ug/m3	1	4/19/2012 3:09:00 AM
1,3,5-Trimethylbenzene	1.1	0.75		ug/m3	1	4/19/2012 3:09:00 AM
1,3-butadiene	< 0.34	0.34		ug/m3	1	4/19/2012 3:09:00 AM
1,3-Dichlorobenzene	0.61	0.92	J	ug/m3	1	4/19/2012 3:09:00 AM
1,4-Dichlorobenzene	< 0.92	0.92		ug/m3	1	4/19/2012 3:09:00 AM
1,4-Dioxane	< 1.1	1.1		ug/m3	1	4/19/2012 3:09:00 AM
2,2,4-trimethylpentane	2.0	0.71		ug/m3	1	4/19/2012 3:09:00 AM
4-ethyltoluene	1.1	0.75		ug/m3	1	4/19/2012 3:09:00 AM
Acetone	100	14		ug/m3	20	4/19/2012 5:17:00 AM
Allyl chloride	< 0.48	0.48		ug/m3	1	4/19/2012 3:09:00 AM
Benzene	3.3	0.49		ug/m3	1	4/19/2012 3:09:00 AM
Benzyl chloride	< 0.88	0.88		ug/m3	1	4/19/2012 3:09:00 AM
Bromodichloromethane	< 1.0	1.0		ug/m3	1	4/19/2012 3:09:00 AM
Bromoform	< 1.6	1.6		ug/m3	1	4/19/2012 3:09:00 AM
Bromomethane	< 0.59	0.59		ug/m3	1	4/19/2012 3:09:00 AM
Carbon disulfide	42	9.5		ug/m3	20	4/19/2012 5:17:00 AM
Carbon tetrachloride	< 0.96	0.96		ug/m3	1	4/19/2012 3:09:00 AM
Chlorobenzene	< 0.70	0.70		ug/m3	1	4/19/2012 3:09:00 AM
Chloroethane	< 0.40	0.40		ug/m3	1	4/19/2012 3:09:00 AM
Chloroform	< 0.74	0.74		ug/m3	1	4/19/2012 3:09:00 AM
Chloromethane	< 0.31	0.31		ug/m3	1	4/19/2012 3:09:00 AM
cis-1,2-Dichloroethene	< 0.60	0.60		ug/m3	1	4/19/2012 3:09:00 AM
cis-1,3-Dichloropropene	< 0.69	0.69		ug/m3	1	4/19/2012 3:09:00 AM
Cyclohexane	< 0.52	0.52		ug/m3	1	4/19/2012 3:09:00 AM
Dibromochloromethane	< 1.3	1.3		ug/m3	1	4/19/2012 3:09:00 AM
Ethyl acetate	< 0.92	0.92		ug/m3	1	4/19/2012 3:09:00 AM
Ethylbenzene	15	13		ug/m3	20	4/19/2012 5:17:00 AM
Freon 11	1.3	0.86		ug/m3	1	4/19/2012 3:09:00 AM
Freon 113	1.2	1.2		ug/m3	1	4/19/2012 3:09:00 AM
Freon 114	< 1.1	1.1		ug/m3	1	4/19/2012 3:09:00 AM

Qualifiers:

**	Reporting Limit	.	Results reported are not blank corrected
B	Analyte detected in the associated Method Blank	E	Value above quantitation range
H	Holding times for preparation or analysis exceeded	J	Analyte detected at or below quantitation limits
JN	Non-routine analyte. Quantitation estimated.	ND	Not Detected at the Reporting Limit
S	Spike Recovery outside accepted recovery limits		

Centek Laboratories, LLC

Date: *20-Apr-12*

CLIENT:	Arcadis	**Client Sample ID:**	WL-VP-1
Lab Order:	C1204029	**Tag Number:**	232,184
Project:	LMC Corp Utica	**Collection Date:**	4/13/2012
Lab ID:	C1204029-001A	**Matrix:**	AIR

Analyses	Result	**Limit	Qual	Units	DF	Date Analyzed
1UG/M3 BY METHOD TO15		**TO-15**				Analyst: **RJP**
Freon 12	3.0	0.75		ug/m3	1	4/19/2012 3:09:00 AM
Heptane	3.2	0.62		ug/m3	1	4/19/2012 3:09:00 AM
Hexachloro-1,3-butadiene	< 1.6	1.6		ug/m3	1	4/19/2012 3:09:00 AM
Hexane	< 0.54	0.54		ug/m3	1	4/19/2012 3:09:00 AM
Isopropyl alcohol	13	7.5		ug/m3	20	4/19/2012 5:17:00 AM
m&p-Xylene	40	26		ug/m3	20	4/19/2012 5:17:00 AM
Methyl Butyl Ketone	< 1.2	1.2		ug/m3	1	4/19/2012 3:09:00 AM
Methyl Ethyl Ketone	3.3	0.90		ug/m3	1	4/19/2012 3:09:00 AM
Methyl Isobutyl Ketone	< 1.2	1.2		ug/m3	1	4/19/2012 3:09:00 AM
Methyl tert-butyl ether	< 0.55	0.55		ug/m3	1	4/19/2012 3:09:00 AM
Methylene chloride	< 0.53	0.53		ug/m3	1	4/19/2012 3:09:00 AM
o-Xylene	14	13		ug/m3	20	4/19/2012 5:17:00 AM
Propylene	< 0.26	0.26		ug/m3	1	4/19/2012 3:09:00 AM
Styrene	< 0.65	0.65		ug/m3	1	4/19/2012 3:09:00 AM
Tetrachloroethylene	7.0	1.0		ug/m3	1	4/19/2012 3:09:00 AM
Tetrahydrofuran	< 0.45	0.45		ug/m3	1	4/19/2012 3:09:00 AM
Toluene	28	11		ug/m3	20	4/19/2012 5:17:00 AM
trans-1,2-Dichloroethene	< 0.60	0.60		ug/m3	1	4/19/2012 3:09:00 AM
trans-1,3-Dichloropropene	< 0.69	0.69		ug/m3	1	4/19/2012 3:09:00 AM
Trichloroethene	1.8	0.82		ug/m3	1	4/19/2012 3:09:00 AM
Vinyl acetate	< 0.54	0.54		ug/m3	1	4/19/2012 3:09:00 AM
Vinyl Bromide	< 0.67	0.67		ug/m3	1	4/19/2012 3:09:00 AM
Vinyl chloride	< 0.39	0.39		ug/m3	1	4/19/2012 3:09:00 AM

Qualifiers:

**	Reporting Limit	.	Results reported are not blank corrected
B	Analyte detected in the associated Method Blank	E	Value above quantitation range
H	Holding times for preparation or analysis exceeded	J	Analyte detected at or below quantitation limits
JN	Non-routine analyte. Quantitation estimated.	ND	Not Detected at the Reporting Limit
S	Spike Recovery outside accepted recovery limits		

Centek Laboratories, LLC

Date: *20-Apr-12*

CLIENT:	Arcadis	**Client Sample ID:**	WL-VP-2
Lab Order:	C1204029	**Tag Number:**	555,294
Project:	LMC Corp Utica	**Collection Date:**	4/13/2012
Lab ID:	C1204029-002A	**Matrix:**	AIR

Analyses	Result	**Limit	Qual	Units	DF	Date Analyzed
1UG/M3 BY METHOD TO15		**TO-15**				Analyst: **RJP**
1,1,1-Trichloroethane	< 0.83	0.83		ug/m3	1	4/19/2012 3:41:00 AM
1,1,2,2-Tetrachloroethane	< 1.0	1.0		ug/m3	1	4/19/2012 3:41:00 AM
1,1,2-Trichloroethane	< 0.83	0.83		ug/m3	1	4/19/2012 3:41:00 AM
1,1-Dichloroethane	< 0.62	0.62		ug/m3	1	4/19/2012 3:41:00 AM
1,1-Dichloroethene	< 0.60	0.60		ug/m3	1	4/19/2012 3:41:00 AM
1,2,4-Trichlorobenzene	< 1.1	1.1		ug/m3	1	4/19/2012 3:41:00 AM
1,2,4-Trimethylbenzene	4.1	0.75		ug/m3	1	4/19/2012 3:41:00 AM
1,2-Dibromoethane	< 1.2	1.2		ug/m3	1	4/19/2012 3:41:00 AM
1,2-Dichlorobenzene	< 0.92	0.92		ug/m3	1	4/19/2012 3:41:00 AM
1,2-Dichloroethane	< 0.62	0.62		ug/m3	1	4/19/2012 3:41:00 AM
1,2-Dichloropropane	< 0.70	0.70		ug/m3	1	4/19/2012 3:41:00 AM
1,3,5-Trimethylbenzene	1.3	0.75		ug/m3	1	4/19/2012 3:41:00 AM
1,3-butadiene	< 0.34	0.34		ug/m3	1	4/19/2012 3:41:00 AM
1,3-Dichlorobenzene	< 0.92	0.92		ug/m3	1	4/19/2012 3:41:00 AM
1,4-Dichlorobenzene	< 0.92	0.92		ug/m3	1	4/19/2012 3:41:00 AM
1,4-Dioxane	< 1.1	1.1		ug/m3	1	4/19/2012 3:41:00 AM
2,2,4-trimethylpentane	0.57	0.71	J	ug/m3	1	4/19/2012 3:41:00 AM
4-ethyltoluene	1.4	0.75		ug/m3	1	4/19/2012 3:41:00 AM
Acetone	210	14		ug/m3	20	4/19/2012 5:48:00 AM
Allyl chloride	< 0.48	0.48		ug/m3	1	4/19/2012 3:41:00 AM
Benzene	1.8	0.49		ug/m3	1	4/19/2012 3:41:00 AM
Benzyl chloride	< 0.88	0.88		ug/m3	1	4/19/2012 3:41:00 AM
Bromodichloromethane	< 1.0	1.0		ug/m3	1	4/19/2012 3:41:00 AM
Bromoform	< 1.6	1.6		ug/m3	1	4/19/2012 3:41:00 AM
Bromomethane	< 0.59	0.59		ug/m3	1	4/19/2012 3:41:00 AM
Carbon disulfide	27	9.5		ug/m3	20	4/19/2012 5:48:00 AM
Carbon tetrachloride	< 0.96	0.96		ug/m3	1	4/19/2012 3:41:00 AM
Chlorobenzene	< 0.70	0.70		ug/m3	1	4/19/2012 3:41:00 AM
Chloroethane	< 0.40	0.40		ug/m3	1	4/19/2012 3:41:00 AM
Chloroform	< 0.74	0.74		ug/m3	1	4/19/2012 3:41:00 AM
Chloromethane	< 0.31	0.31		ug/m3	1	4/19/2012 3:41:00 AM
cis-1,2-Dichloroethene	< 0.60	0.60		ug/m3	1	4/19/2012 3:41:00 AM
cis-1,3-Dichloropropene	< 0.69	0.69		ug/m3	1	4/19/2012 3:41:00 AM
Cyclohexane	< 0.52	0.52		ug/m3	1	4/19/2012 3:41:00 AM
Dibromochloromethane	< 1.3	1.3		ug/m3	1	4/19/2012 3:41:00 AM
Ethyl acetate	< 0.92	0.92		ug/m3	1	4/19/2012 3:41:00 AM
Ethylbenzene	14	13		ug/m3	20	4/19/2012 5:48:00 AM
Freon 11	1.4	0.86		ug/m3	1	4/19/2012 3:41:00 AM
Freon 113	2.1	1.2		ug/m3	1	4/19/2012 3:41:00 AM
Freon 114	< 1.1	1.1		ug/m3	1	4/19/2012 3:41:00 AM

Qualifiers:

**	Reporting Limit	.	Results reported are not blank corrected
B	Analyte detected in the associated Method Blank	E	Value above quantitation range
H	Holding times for preparation or analysis exceeded	J	Analyte detected at or below quantitation limits
JN	Non-routine analyte. Quantitation estimated.	ND	Not Detected at the Reporting Limit
S	Spike Recovery outside accepted recovery limits		

Centek Laboratories, LLC

Date: *20-Apr-12*

CLIENT:	Arcadis	**Client Sample ID:**	WL-VP-2
Lab Order:	C1204029	**Tag Number:**	555,294
Project:	LMC Corp Utica	**Collection Date:**	4/13/2012
Lab ID:	C1204029-002A	**Matrix:**	AIR

Analyses	Result	**Limit	Qual	Units	DF	Date Analyzed
1UG/M3 BY METHOD TO15		**TO-15**				Analyst: **RJP**
Freon 12	3.9	0.75		ug/m3	1	4/19/2012 3:41:00 AM
Heptane	2.5	0.62		ug/m3	1	4/19/2012 3:41:00 AM
Hexachloro-1,3-butadiene	< 1.6	1.6		ug/m3	1	4/19/2012 3:41:00 AM
Hexane	< 0.54	0.54		ug/m3	1	4/19/2012 3:41:00 AM
Isopropyl alcohol	< 0.37	0.37		ug/m3	1	4/19/2012 3:41:00 AM
m&p-Xylene	40	26		ug/m3	20	4/19/2012 5:48:00 AM
Methyl Butyl Ketone	< 1.2	1.2		ug/m3	1	4/19/2012 3:41:00 AM
Methyl Ethyl Ketone	10	0.90		ug/m3	1	4/19/2012 3:41:00 AM
Methyl Isobutyl Ketone	< 1.2	1.2		ug/m3	1	4/19/2012 3:41:00 AM
Methyl tert-butyl ether	< 0.55	0.55		ug/m3	1	4/19/2012 3:41:00 AM
Methylene chloride	0.49	0.53	J	ug/m3	1	4/19/2012 3:41:00 AM
o-Xylene	12	13	J	ug/m3	20	4/19/2012 5:48:00 AM
Propylene	< 0.26	0.26		ug/m3	1	4/19/2012 3:41:00 AM
Styrene	< 0.65	0.65		ug/m3	1	4/19/2012 3:41:00 AM
Tetrachloroethylene	9.2	1.0		ug/m3	1	4/19/2012 3:41:00 AM
Tetrahydrofuran	< 0.45	0.45		ug/m3	1	4/19/2012 3:41:00 AM
Toluene	28	11		ug/m3	20	4/19/2012 5:48:00 AM
trans-1,2-Dichloroethene	< 0.60	0.60		ug/m3	1	4/19/2012 3:41:00 AM
trans-1,3-Dichloropropene	< 0.69	0.69		ug/m3	1	4/19/2012 3:41:00 AM
Trichloroethene	1.3	0.82		ug/m3	1	4/19/2012 3:41:00 AM
Vinyl acetate	< 0.54	0.54		ug/m3	1	4/19/2012 3:41:00 AM
Vinyl Bromide	< 0.67	0.67		ug/m3	1	4/19/2012 3:41:00 AM
Vinyl chloride	< 0.39	0.39		ug/m3	1	4/19/2012 3:41:00 AM

Qualifiers:

**	Reporting Limit	.	Results reported are not blank corrected
B	Analyte detected in the associated Method Blank	E	Value above quantitation range
H	Holding times for preparation or analysis exceeded	J	Analyte detected at or below quantitation limits
JN	Non-routine analyte. Quantitation estimated.	ND	Not Detected at the Reporting Limit
S	Spike Recovery outside accepted recovery limits		

Centek Laboratories, LLC

Date: *20-Apr-12*

CLIENT:	Arcadis	**Client Sample ID:**	WL-VP-3
Lab Order:	C1204029	**Tag Number:**	496,146
Project:	LMC Corp Utica	**Collection Date:**	4/13/2012
Lab ID:	C1204029-003A	**Matrix:**	AIR

Analyses	Result	**Limit	Qual	Units	DF	Date Analyzed
1UG/M3 BY METHOD TO15		**TO-15**				Analyst: **RJP**
1,1,1-Trichloroethane	< 0.83	0.83		ug/m3	1	4/19/2012 4:13:00 AM
1,1,2,2-Tetrachloroethane	< 1.0	1.0		ug/m3	1	4/19/2012 4:13:00 AM
1,1,2-Trichloroethane	< 0.83	0.83		ug/m3	1	4/19/2012 4:13:00 AM
1,1-Dichloroethane	< 0.62	0.62		ug/m3	1	4/19/2012 4:13:00 AM
1,1-Dichloroethene	< 0.60	0.60		ug/m3	1	4/19/2012 4:13:00 AM
1,2,4-Trichlorobenzene	< 1.1	1.1		ug/m3	1	4/19/2012 4:13:00 AM
1,2,4-Trimethylbenzene	3.1	0.75		ug/m3	1	4/19/2012 4:13:00 AM
1,2-Dibromoethane	< 1.2	1.2		ug/m3	1	4/19/2012 4:13:00 AM
1,2-Dichlorobenzene	< 0.92	0.92		ug/m3	1	4/19/2012 4:13:00 AM
1,2-Dichloroethane	< 0.62	0.62		ug/m3	1	4/19/2012 4:13:00 AM
1,2-Dichloropropane	< 0.70	0.70		ug/m3	1	4/19/2012 4:13:00 AM
1,3,5-Trimethylbenzene	0.90	0.75		ug/m3	1	4/19/2012 4:13:00 AM
1,3-butadiene	< 0.34	0.34		ug/m3	1	4/19/2012 4:13:00 AM
1,3-Dichlorobenzene	< 0.92	0.92		ug/m3	1	4/19/2012 4:13:00 AM
1,4-Dichlorobenzene	< 0.92	0.92		ug/m3	1	4/19/2012 4:13:00 AM
1,4-Dioxane	< 1.1	1.1		ug/m3	1	4/19/2012 4:13:00 AM
2,2,4-trimethylpentane	2.6	0.71		ug/m3	1	4/19/2012 4:13:00 AM
4-ethyltoluene	0.95	0.75		ug/m3	1	4/19/2012 4:13:00 AM
Acetone	120	14		ug/m3	20	4/19/2012 6:19:00 AM
Allyl chloride	< 0.48	0.48		ug/m3	1	4/19/2012 4:13:00 AM
Benzene	6.4	0.49		ug/m3	1	4/19/2012 4:13:00 AM
Benzyl chloride	< 0.88	0.88		ug/m3	1	4/19/2012 4:13:00 AM
Bromodichloromethane	< 1.0	1.0		ug/m3	1	4/19/2012 4:13:00 AM
Bromoform	< 1.6	1.6		ug/m3	1	4/19/2012 4:13:00 AM
Bromomethane	< 0.59	0.59		ug/m3	1	4/19/2012 4:13:00 AM
Carbon disulfide	47	9.5		ug/m3	20	4/19/2012 6:19:00 AM
Carbon tetrachloride	< 0.96	0.96		ug/m3	1	4/19/2012 4:13:00 AM
Chlorobenzene	< 0.70	0.70		ug/m3	1	4/19/2012 4:13:00 AM
Chloroethane	< 0.40	0.40		ug/m3	1	4/19/2012 4:13:00 AM
Chloroform	< 0.74	0.74		ug/m3	1	4/19/2012 4:13:00 AM
Chloromethane	< 0.31	0.31		ug/m3	1	4/19/2012 4:13:00 AM
cis-1,2-Dichloroethene	< 0.60	0.60		ug/m3	1	4/19/2012 4:13:00 AM
cis-1,3-Dichloropropene	< 0.69	0.69		ug/m3	1	4/19/2012 4:13:00 AM
Cyclohexane	< 0.52	0.52		ug/m3	1	4/19/2012 4:13:00 AM
Dibromochloromethane	< 1.3	1.3		ug/m3	1	4/19/2012 4:13:00 AM
Ethyl acetate	< 0.92	0.92		ug/m3	1	4/19/2012 4:13:00 AM
Ethylbenzene	21	13		ug/m3	20	4/19/2012 6:19:00 AM
Freon 11	1.3	0.86		ug/m3	1	4/19/2012 4:13:00 AM
Freon 113	1.6	1.2		ug/m3	1	4/19/2012 4:13:00 AM
Freon 114	< 1.1	1.1		ug/m3	1	4/19/2012 4:13:00 AM

Qualifiers:

**	Reporting Limit	.	Results reported are not blank corrected
B	Analyte detected in the associated Method Blank	E	Value above quantitation range
H	Holding times for preparation or analysis exceeded	J	Analyte detected at or below quantitation limits
JN	Non-routine analyte. Quantitation estimated.	ND	Not Detected at the Reporting Limit
S	Spike Recovery outside accepted recovery limits		

Centek Laboratories, LLC

Date: *20-Apr-12*

CLIENT:	Arcadis	**Client Sample ID:**	WL-VP-3
Lab Order:	C1204029	**Tag Number:**	496,146
Project:	LMC Corp Utica	**Collection Date:**	4/13/2012
Lab ID:	C1204029-003A	**Matrix:**	AIR

Analyses	Result	**Limit	Qual	Units	DF	Date Analyzed
1UG/M3 BY METHOD TO15		**TO-15**				Analyst: **RJP**
Freon 12	3.3	0.75		ug/m3	1	4/19/2012 4:13:00 AM
Heptane	6.0	0.62		ug/m3	1	4/19/2012 4:13:00 AM
Hexachloro-1,3-butadiene	< 1.6	1.6		ug/m3	1	4/19/2012 4:13:00 AM
Hexane	< 0.54	0.54		ug/m3	1	4/19/2012 4:13:00 AM
Isopropyl alcohol	< 0.37	0.37		ug/m3	1	4/19/2012 4:13:00 AM
m&p-Xylene	54	26		ug/m3	20	4/19/2012 6:19:00 AM
Methyl Butyl Ketone	< 1.2	1.2		ug/m3	1	4/19/2012 4:13:00 AM
Methyl Ethyl Ketone	2.3	0.90		ug/m3	1	4/19/2012 4:13:00 AM
Methyl Isobutyl Ketone	< 1.2	1.2		ug/m3	1	4/19/2012 4:13:00 AM
Methyl tert-butyl ether	< 0.55	0.55		ug/m3	1	4/19/2012 4:13:00 AM
Methylene chloride	< 0.53	0.53		ug/m3	1	4/19/2012 4:13:00 AM
o-Xylene	16	13		ug/m3	20	4/19/2012 6:19:00 AM
Propylene	< 0.26	0.26		ug/m3	1	4/19/2012 4:13:00 AM
Styrene	< 0.65	0.65		ug/m3	1	4/19/2012 4:13:00 AM
Tetrachloroethylene	43	21		ug/m3	20	4/19/2012 6:19:00 AM
Tetrahydrofuran	< 0.45	0.45		ug/m3	1	4/19/2012 4:13:00 AM
Toluene	66	11		ug/m3	20	4/19/2012 6:19:00 AM
trans-1,2-Dichloroethene	< 0.60	0.60		ug/m3	1	4/19/2012 4:13:00 AM
trans-1,3-Dichloropropene	< 0.69	0.69		ug/m3	1	4/19/2012 4:13:00 AM
Trichloroethene	3.3	0.82		ug/m3	1	4/19/2012 4:13:00 AM
Vinyl acetate	< 0.54	0.54		ug/m3	1	4/19/2012 4:13:00 AM
Vinyl Bromide	< 0.67	0.67		ug/m3	1	4/19/2012 4:13:00 AM
Vinyl chloride	< 0.39	0.39		ug/m3	1	4/19/2012 4:13:00 AM

Qualifiers:

**	Reporting Limit	.	Results reported are not blank corrected
B	Analyte detected in the associated Method Blank	E	Value above quantitation range
H	Holding times for preparation or analysis exceeded	J	Analyte detected at or below quantitation limits
JN	Non-routine analyte. Quantitation estimated.	ND	Not Detected at the Reporting Limit
S	Spike Recovery outside accepted recovery limits		

Centek Laboratories, LLC

Date: *20-Apr-12*

CLIENT:	Arcadis	**Client Sample ID:**	WL-VP-4
Lab Order:	C1204029	**Tag Number:**	544,155
Project:	LMC Corp Utica	**Collection Date:**	4/13/2012
Lab ID:	C1204029-004A	**Matrix:**	AIR

Analyses	Result	**Limit	Qual	Units	DF	Date Analyzed
1UG/M3 BY METHOD TO15		**TO-15**				Analyst: **RJP**
1,1,1-Trichloroethane	< 0.83	0.83		ug/m3	1	4/19/2012 4:45:00 AM
1,1,2,2-Tetrachloroethane	< 1.0	1.0		ug/m3	1	4/19/2012 4:45:00 AM
1,1,2-Trichloroethane	< 0.83	0.83		ug/m3	1	4/19/2012 4:45:00 AM
1,1-Dichloroethane	< 0.62	0.62		ug/m3	1	4/19/2012 4:45:00 AM
1,1-Dichloroethene	< 0.60	0.60		ug/m3	1	4/19/2012 4:45:00 AM
1,2,4-Trichlorobenzene	< 1.1	1.1		ug/m3	1	4/19/2012 4:45:00 AM
1,2,4-Trimethylbenzene	4.7	0.75		ug/m3	1	4/19/2012 4:45:00 AM
1,2-Dibromoethane	< 1.2	1.2		ug/m3	1	4/19/2012 4:45:00 AM
1,2-Dichlorobenzene	< 0.92	0.92		ug/m3	1	4/19/2012 4:45:00 AM
1,2-Dichloroethane	< 0.62	0.62		ug/m3	1	4/19/2012 4:45:00 AM
1,2-Dichloropropane	< 0.70	0.70		ug/m3	1	4/19/2012 4:45:00 AM
1,3,5-Trimethylbenzene	1.1	0.75		ug/m3	1	4/19/2012 4:45:00 AM
1,3-butadiene	< 0.34	0.34		ug/m3	1	4/19/2012 4:45:00 AM
1,3-Dichlorobenzene	< 0.92	0.92		ug/m3	1	4/19/2012 4:45:00 AM
1,4-Dichlorobenzene	< 0.92	0.92		ug/m3	1	4/19/2012 4:45:00 AM
1,4-Dioxane	< 1.1	1.1		ug/m3	1	4/19/2012 4:45:00 AM
2,2,4-trimethylpentane	< 0.71	0.71		ug/m3	1	4/19/2012 4:45:00 AM
4-ethyltoluene	1.8	0.75		ug/m3	1	4/19/2012 4:45:00 AM
Acetone	120	14		ug/m3	20	4/19/2012 6:50:00 AM
Allyl chloride	< 0.48	0.48		ug/m3	1	4/19/2012 4:45:00 AM
Benzene	2.0	0.49		ug/m3	1	4/19/2012 4:45:00 AM
Benzyl chloride	< 0.88	0.88		ug/m3	1	4/19/2012 4:45:00 AM
Bromodichloromethane	< 1.0	1.0		ug/m3	1	4/19/2012 4:45:00 AM
Bromoform	< 1.6	1.6		ug/m3	1	4/19/2012 4:45:00 AM
Bromomethane	< 0.59	0.59		ug/m3	1	4/19/2012 4:45:00 AM
Carbon disulfide	11	9.5		ug/m3	20	4/19/2012 6:50:00 AM
Carbon tetrachloride	< 0.96	0.96		ug/m3	1	4/19/2012 4:45:00 AM
Chlorobenzene	< 0.70	0.70		ug/m3	1	4/19/2012 4:45:00 AM
Chloroethane	< 0.40	0.40		ug/m3	1	4/19/2012 4:45:00 AM
Chloroform	< 0.74	0.74		ug/m3	1	4/19/2012 4:45:00 AM
Chloromethane	< 0.31	0.31		ug/m3	1	4/19/2012 4:45:00 AM
cis-1,2-Dichloroethene	< 0.60	0.60		ug/m3	1	4/19/2012 4:45:00 AM
cis-1,3-Dichloropropene	< 0.69	0.69		ug/m3	1	4/19/2012 4:45:00 AM
Cyclohexane	< 0.52	0.52		ug/m3	1	4/19/2012 4:45:00 AM
Dibromochloromethane	< 1.3	1.3		ug/m3	1	4/19/2012 4:45:00 AM
Ethyl acetate	< 0.92	0.92		ug/m3	1	4/19/2012 4:45:00 AM
Ethylbenzene	9.7	13	J	ug/m3	20	4/19/2012 6:50:00 AM
Freon 11	1.3	0.86		ug/m3	1	4/19/2012 4:45:00 AM
Freon 113	1.1	1.2	J	ug/m3	1	4/19/2012 4:45:00 AM
Freon 114	< 1.1	1.1		ug/m3	1	4/19/2012 4:45:00 AM

Qualifiers:

**	Reporting Limit	.	Results reported are not blank corrected
B	Analyte detected in the associated Method Blank	E	Value above quantitation range
H	Holding times for preparation or analysis exceeded	J	Analyte detected at or below quantitation limits
JN	Non-routine analyte. Quantitation estimated.	ND	Not Detected at the Reporting Limit
S	Spike Recovery outside accepted recovery limits		

Centek Laboratories, LLC

Date: *20-Apr-12*

CLIENT:	Arcadis	**Client Sample ID:**	WL-VP-4
Lab Order:	C1204029	**Tag Number:**	544,155
Project:	LMC Corp Utica	**Collection Date:**	4/13/2012
Lab ID:	C1204029-004A	**Matrix:**	AIR

Analyses	Result	**Limit	Qual	Units	DF	Date Analyzed
1UG/M3 BY METHOD TO15		**TO-15**				Analyst: **RJP**
Freon 12	3.5	0.75		ug/m3	1	4/19/2012 4:45:00 AM
Heptane	2.4	0.62		ug/m3	1	4/19/2012 4:45:00 AM
Hexachloro-1,3-butadiene	< 1.6	1.6		ug/m3	1	4/19/2012 4:45:00 AM
Hexane	< 0.54	0.54		ug/m3	1	4/19/2012 4:45:00 AM
Isopropyl alcohol	20	7.5		ug/m3	20	4/19/2012 6:50:00 AM
m&p-Xylene	25	26	J	ug/m3	20	4/19/2012 6:50:00 AM
Methyl Butyl Ketone	< 1.2	1.2		ug/m3	1	4/19/2012 4:45:00 AM
Methyl Ethyl Ketone	< 0.90	0.90		ug/m3	1	4/19/2012 4:45:00 AM
Methyl Isobutyl Ketone	< 1.2	1.2		ug/m3	1	4/19/2012 4:45:00 AM
Methyl tert-butyl ether	< 0.55	0.55		ug/m3	1	4/19/2012 4:45:00 AM
Methylene chloride	3.7	0.53		ug/m3	1	4/19/2012 4:45:00 AM
o-Xylene	20	0.66		ug/m3	1	4/19/2012 4:45:00 AM
Propylene	< 0.26	0.26		ug/m3	1	4/19/2012 4:45:00 AM
Styrene	< 0.65	0.65		ug/m3	1	4/19/2012 4:45:00 AM
Tetrachloroethylene	12	1.0		ug/m3	1	4/19/2012 4:45:00 AM
Tetrahydrofuran	< 0.45	0.45		ug/m3	1	4/19/2012 4:45:00 AM
Toluene	16	11		ug/m3	20	4/19/2012 6:50:00 AM
trans-1,2-Dichloroethene	< 0.60	0.60		ug/m3	1	4/19/2012 4:45:00 AM
trans-1,3-Dichloropropene	< 0.69	0.69		ug/m3	1	4/19/2012 4:45:00 AM
Trichloroethene	2.5	0.82		ug/m3	1	4/19/2012 4:45:00 AM
Vinyl acetate	< 0.54	0.54		ug/m3	1	4/19/2012 4:45:00 AM
Vinyl Bromide	< 0.67	0.67		ug/m3	1	4/19/2012 4:45:00 AM
Vinyl chloride	< 0.39	0.39		ug/m3	1	4/19/2012 4:45:00 AM

Qualifiers:

**	Reporting Limit	.	Results reported are not blank corrected
B	Analyte detected in the associated Method Blank	E	Value above quantitation range
H	Holding times for preparation or analysis exceeded	J	Analyte detected at or below quantitation limits
JN	Non-routine analyte. Quantitation estimated.	ND	Not Detected at the Reporting Limit
S	Spike Recovery outside accepted recovery limits		

Centek Laboratories, LLC

Date: *20-Apr-12*

CLIENT:	Arcadis	**Client Sample ID:**	WL-VP-5
Lab Order:	C1204029	**Tag Number:**	222,113
Project:	LMC Corp Utica	**Collection Date:**	4/13/2012
Lab ID:	C1204029-005A	**Matrix:**	AIR

Analyses	Result	**Limit	Qual	Units	DF	Date Analyzed
1UG/M3 BY METHOD TO15		**TO-15**				Analyst: **RJP**
1,1,1-Trichloroethane	< 0.83	0.83		ug/m3	1	4/19/2012 1:01:00 PM
1,1,2,2-Tetrachloroethane	< 1.0	1.0		ug/m3	1	4/19/2012 1:01:00 PM
1,1,2-Trichloroethane	< 0.83	0.83		ug/m3	1	4/19/2012 1:01:00 PM
1,1-Dichloroethane	< 0.62	0.62		ug/m3	1	4/19/2012 1:01:00 PM
1,1-Dichloroethene	< 0.60	0.60		ug/m3	1	4/19/2012 1:01:00 PM
1,2,4-Trichlorobenzene	< 1.1	1.1		ug/m3	1	4/19/2012 1:01:00 PM
1,2,4-Trimethylbenzene	7.4	0.75		ug/m3	1	4/19/2012 1:01:00 PM
1,2-Dibromoethane	< 1.2	1.2		ug/m3	1	4/19/2012 1:01:00 PM
1,2-Dichlorobenzene	< 0.92	0.92		ug/m3	1	4/19/2012 1:01:00 PM
1,2-Dichloroethane	< 0.62	0.62		ug/m3	1	4/19/2012 1:01:00 PM
1,2-Dichloropropane	< 0.70	0.70		ug/m3	1	4/19/2012 1:01:00 PM
1,3,5-Trimethylbenzene	1.8	0.75		ug/m3	1	4/19/2012 1:01:00 PM
1,3-butadiene	< 0.34	0.34		ug/m3	1	4/19/2012 1:01:00 PM
1,3-Dichlorobenzene	< 0.92	0.92		ug/m3	1	4/19/2012 1:01:00 PM
1,4-Dichlorobenzene	< 0.92	0.92		ug/m3	1	4/19/2012 1:01:00 PM
1,4-Dioxane	< 1.1	1.1		ug/m3	1	4/19/2012 1:01:00 PM
2,2,4-trimethylpentane	1.7	0.71		ug/m3	1	4/19/2012 1:01:00 PM
4-ethyltoluene	2.8	0.75		ug/m3	1	4/19/2012 1:01:00 PM
Acetone	450	65		ug/m3	90	4/20/2012 12:50:00 AM
Allyl chloride	< 0.48	0.48		ug/m3	1	4/19/2012 1:01:00 PM
Benzene	4.1	0.49		ug/m3	1	4/19/2012 1:01:00 PM
Benzyl chloride	< 0.88	0.88		ug/m3	1	4/19/2012 1:01:00 PM
Bromodichloromethane	< 1.0	1.0		ug/m3	1	4/19/2012 1:01:00 PM
Bromoform	< 1.6	1.6		ug/m3	1	4/19/2012 1:01:00 PM
Bromomethane	< 0.59	0.59		ug/m3	1	4/19/2012 1:01:00 PM
Carbon disulfide	25	4.7		ug/m3	10	4/19/2012 11:38:00 PM
Carbon tetrachloride	< 0.96	0.96		ug/m3	1	4/19/2012 1:01:00 PM
Chlorobenzene	< 0.70	0.70		ug/m3	1	4/19/2012 1:01:00 PM
Chloroethane	< 0.40	0.40		ug/m3	1	4/19/2012 1:01:00 PM
Chloroform	0.60	0.74	J	ug/m3	1	4/19/2012 1:01:00 PM
Chloromethane	< 0.31	0.31		ug/m3	1	4/19/2012 1:01:00 PM
cis-1,2-Dichloroethene	1.8	0.60		ug/m3	1	4/19/2012 1:01:00 PM
cis-1,3-Dichloropropene	< 0.69	0.69		ug/m3	1	4/19/2012 1:01:00 PM
Cyclohexane	< 0.52	0.52		ug/m3	1	4/19/2012 1:01:00 PM
Dibromochloromethane	< 1.3	1.3		ug/m3	1	4/19/2012 1:01:00 PM
Ethyl acetate	< 0.92	0.92		ug/m3	1	4/19/2012 1:01:00 PM
Ethylbenzene	26	6.6		ug/m3	10	4/19/2012 11:38:00 PM
Freon 11	1.7	0.86		ug/m3	1	4/19/2012 1:01:00 PM
Freon 113	1.2	1.2		ug/m3	1	4/19/2012 1:01:00 PM
Freon 114	< 1.1	1.1		ug/m3	1	4/19/2012 1:01:00 PM

Qualifiers:

**	Reporting Limit
B	Analyte detected in the associated Method Blank
H	Holding times for preparation or analysis exceeded
JN	Non-routine analyte. Quantitation estimated.
S	Spike Recovery outside accepted recovery limits
.	Results reported are not blank corrected
E	Value above quantitation range
J	Analyte detected at or below quantitation limits
ND	Not Detected at the Reporting Limit

Centek Laboratories, LLC

Date: *20-Apr-12*

CLIENT:	Arcadis	**Client Sample ID:**	WL-VP-5
Lab Order:	C1204029	**Tag Number:**	222,113
Project:	LMC Corp Utica	**Collection Date:**	4/13/2012
Lab ID:	C1204029-005A	**Matrix:**	AIR

Analyses	Result	**Limit	Qual	Units	DF	Date Analyzed
1UG/M3 BY METHOD TO15		**TO-15**				Analyst: **RJP**
Freon 12	< 0.75	0.75		ug/m3	1	4/19/2012 1:01:00 PM
Heptane	7.2	0.62		ug/m3	1	4/19/2012 1:01:00 PM
Hexachloro-1,3-butadiene	< 1.6	1.6		ug/m3	1	4/19/2012 1:01:00 PM
Hexane	< 0.54	0.54		ug/m3	1	4/19/2012 1:01:00 PM
Isopropyl alcohol	< 0.37	0.37		ug/m3	1	4/19/2012 1:01:00 PM
m&p-Xylene	75	13		ug/m3	10	4/19/2012 11:38:00 PM
Methyl Butyl Ketone	< 1.2	1.2		ug/m3	1	4/19/2012 1:01:00 PM
Methyl Ethyl Ketone	15	9.0		ug/m3	10	4/19/2012 11:38:00 PM
Methyl Isobutyl Ketone	< 1.2	1.2		ug/m3	1	4/19/2012 1:01:00 PM
Methyl tert-butyl ether	< 0.55	0.55		ug/m3	1	4/19/2012 1:01:00 PM
Methylene chloride	28	5.3		ug/m3	10	4/19/2012 11:38:00 PM
o-Xylene	18	6.6		ug/m3	10	4/19/2012 11:38:00 PM
Propylene	< 0.26	0.26		ug/m3	1	4/19/2012 1:01:00 PM
Styrene	< 0.65	0.65		ug/m3	1	4/19/2012 1:01:00 PM
Tetrachloroethylene	19	10		ug/m3	10	4/19/2012 11:38:00 PM
Tetrahydrofuran	< 0.45	0.45		ug/m3	1	4/19/2012 1:01:00 PM
Toluene	43	5.7		ug/m3	10	4/19/2012 11:38:00 PM
trans-1,2-Dichloroethene	< 0.60	0.60		ug/m3	1	4/19/2012 1:01:00 PM
trans-1,3-Dichloropropene	< 0.69	0.69		ug/m3	1	4/19/2012 1:01:00 PM
Trichloroethene	8.7	0.82		ug/m3	1	4/19/2012 1:01:00 PM
Vinyl acetate	< 0.54	0.54		ug/m3	1	4/19/2012 1:01:00 PM
Vinyl Bromide	< 0.67	0.67		ug/m3	1	4/19/2012 1:01:00 PM
Vinyl chloride	< 0.39	0.39		ug/m3	1	4/19/2012 1:01:00 PM

Qualifiers:

**	Reporting Limit	.	Results reported are not blank corrected
B	Analyte detected in the associated Method Blank	E	Value above quantitation range
H	Holding times for preparation or analysis exceeded	J	Analyte detected at or below quantitation limits
JN	Non-routine analyte. Quantitation estimated.	ND	Not Detected at the Reporting Limit
S	Spike Recovery outside accepted recovery limits		

Centek Laboratories, LLC

Date: *20-Apr-12*

CLIENT:	Arcadis	**Client Sample ID:**	WL-VP-6
Lab Order:	C1204029	**Tag Number:**	86,398
Project:	LMC Corp Utica	**Collection Date:**	4/13/2012
Lab ID:	C1204029-006A	**Matrix:**	AIR

Analyses	Result	**Limit	Qual	Units	DF	Date Analyzed
1UG/M3 BY METHOD TO15		**TO-15**				Analyst: **RJP**
1,1,1-Trichloroethane	< 0.83	0.83		ug/m3	1	4/19/2012 1:33:00 PM
1,1,2,2-Tetrachloroethane	< 1.0	1.0		ug/m3	1	4/19/2012 1:33:00 PM
1,1,2-Trichloroethane	< 0.83	0.83		ug/m3	1	4/19/2012 1:33:00 PM
1,1-Dichloroethane	< 0.62	0.62		ug/m3	1	4/19/2012 1:33:00 PM
1,1-Dichloroethene	< 0.60	0.60		ug/m3	1	4/19/2012 1:33:00 PM
1,2,4-Trichlorobenzene	< 1.1	1.1		ug/m3	1	4/19/2012 1:33:00 PM
1,2,4-Trimethylbenzene	9.7	0.75		ug/m3	1	4/19/2012 1:33:00 PM
1,2-Dibromoethane	< 1.2	1.2		ug/m3	1	4/19/2012 1:33:00 PM
1,2-Dichlorobenzene	< 0.92	0.92		ug/m3	1	4/19/2012 1:33:00 PM
1,2-Dichloroethane	< 0.62	0.62		ug/m3	1	4/19/2012 1:33:00 PM
1,2-Dichloropropane	< 0.70	0.70		ug/m3	1	4/19/2012 1:33:00 PM
1,3,5-Trimethylbenzene	2.4	0.75		ug/m3	1	4/19/2012 1:33:00 PM
1,3-butadiene	< 0.34	0.34		ug/m3	1	4/19/2012 1:33:00 PM
1,3-Dichlorobenzene	0.86	0.92	J	ug/m3	1	4/19/2012 1:33:00 PM
1,4-Dichlorobenzene	< 0.92	0.92		ug/m3	1	4/19/2012 1:33:00 PM
1,4-Dioxane	< 1.1	1.1		ug/m3	1	4/19/2012 1:33:00 PM
2,2,4-trimethylpentane	1.9	0.71		ug/m3	1	4/19/2012 1:33:00 PM
4-ethyltoluene	3.5	0.75		ug/m3	1	4/19/2012 1:33:00 PM
Acetone	370	29		ug/m3	40	4/20/2012 1:59:00 AM
Allyl chloride	< 0.48	0.48		ug/m3	1	4/19/2012 1:33:00 PM
Benzene	6.0	0.49		ug/m3	1	4/19/2012 1:33:00 PM
Benzyl chloride	< 0.88	0.88		ug/m3	1	4/19/2012 1:33:00 PM
Bromodichloromethane	< 1.0	1.0		ug/m3	1	4/19/2012 1:33:00 PM
Bromoform	< 1.6	1.6		ug/m3	1	4/19/2012 1:33:00 PM
Bromomethane	< 0.59	0.59		ug/m3	1	4/19/2012 1:33:00 PM
Carbon disulfide	34	4.7		ug/m3	10	4/20/2012 1:25:00 AM
Carbon tetrachloride	< 0.96	0.96		ug/m3	1	4/19/2012 1:33:00 PM
Chlorobenzene	< 0.70	0.70		ug/m3	1	4/19/2012 1:33:00 PM
Chloroethane	< 0.40	0.40		ug/m3	1	4/19/2012 1:33:00 PM
Chloroform	< 0.74	0.74		ug/m3	1	4/19/2012 1:33:00 PM
Chloromethane	< 0.31	0.31		ug/m3	1	4/19/2012 1:33:00 PM
cis-1,2-Dichloroethene	< 0.60	0.60		ug/m3	1	4/19/2012 1:33:00 PM
cis-1,3-Dichloropropene	< 0.69	0.69		ug/m3	1	4/19/2012 1:33:00 PM
Cyclohexane	< 0.52	0.52		ug/m3	1	4/19/2012 1:33:00 PM
Dibromochloromethane	< 1.3	1.3		ug/m3	1	4/19/2012 1:33:00 PM
Ethyl acetate	< 0.92	0.92		ug/m3	1	4/19/2012 1:33:00 PM
Ethylbenzene	45	6.6		ug/m3	10	4/20/2012 1:25:00 AM
Freon 11	1.2	0.86		ug/m3	1	4/19/2012 1:33:00 PM
Freon 113	0.93	1.2	J	ug/m3	1	4/19/2012 1:33:00 PM
Freon 114	< 1.1	1.1		ug/m3	1	4/19/2012 1:33:00 PM

Qualifiers:

**	Reporting Limit	.	Results reported are not blank corrected
B	Analyte detected in the associated Method Blank	E	Value above quantitation range
H	Holding times for preparation or analysis exceeded	J	Analyte detected at or below quantitation limits
JN	Non-routine analyte. Quantitation estimated.	ND	Not Detected at the Reporting Limit
S	Spike Recovery outside accepted recovery limits		

Centek Laboratories, LLC

Date: *20-Apr-12*

CLIENT:	Arcadis	**Client Sample ID:**	WL-VP-6
Lab Order:	C1204029	**Tag Number:**	86,398
Project:	LMC Corp Utica	**Collection Date:**	4/13/2012
Lab ID:	C1204029-006A	**Matrix:**	AIR

Analyses	Result	**Limit	Qual	Units	DF	Date Analyzed
1UG/M3 BY METHOD TO15		**TO-15**				Analyst: **RJP**
Freon 12	< 0.75	0.75		ug/m3	1	4/19/2012 1:33:00 PM
Heptane	7.0	0.62		ug/m3	1	4/19/2012 1:33:00 PM
Hexachloro-1,3-butadiene	< 1.6	1.6		ug/m3	1	4/19/2012 1:33:00 PM
Hexane	< 0.54	0.54		ug/m3	1	4/19/2012 1:33:00 PM
Isopropyl alcohol	30	3.7		ug/m3	10	4/20/2012 1:25:00 AM
m&p-Xylene	150	13		ug/m3	10	4/20/2012 1:25:00 AM
Methyl Butyl Ketone	< 1.2	1.2		ug/m3	1	4/19/2012 1:33:00 PM
Methyl Ethyl Ketone	< 0.90	0.90		ug/m3	1	4/19/2012 1:33:00 PM
Methyl Isobutyl Ketone	< 1.2	1.2		ug/m3	1	4/19/2012 1:33:00 PM
Methyl tert-butyl ether	< 0.55	0.55		ug/m3	1	4/19/2012 1:33:00 PM
Methylene chloride	0.81	0.53		ug/m3	1	4/19/2012 1:33:00 PM
o-Xylene	38	6.6		ug/m3	10	4/20/2012 1:25:00 AM
Propylene	< 0.26	0.26		ug/m3	1	4/19/2012 1:33:00 PM
Styrene	< 0.65	0.65		ug/m3	1	4/19/2012 1:33:00 PM
Tetrachloroethylene	21	10		ug/m3	10	4/20/2012 1:25:00 AM
Tetrahydrofuran	< 0.45	0.45		ug/m3	1	4/19/2012 1:33:00 PM
Toluene	76	5.7		ug/m3	10	4/20/2012 1:25:00 AM
trans-1,2-Dichloroethene	< 0.60	0.60		ug/m3	1	4/19/2012 1:33:00 PM
trans-1,3-Dichloropropene	< 0.69	0.69		ug/m3	1	4/19/2012 1:33:00 PM
Trichloroethene	3.1	0.82		ug/m3	1	4/19/2012 1:33:00 PM
Vinyl acetate	< 0.54	0.54		ug/m3	1	4/19/2012 1:33:00 PM
Vinyl Bromide	< 0.67	0.67		ug/m3	1	4/19/2012 1:33:00 PM
Vinyl chloride	< 0.39	0.39		ug/m3	1	4/19/2012 1:33:00 PM

Qualifiers:

**	Reporting Limit	.	Results reported are not blank corrected
B	Analyte detected in the associated Method Blank	E	Value above quantitation range
H	Holding times for preparation or analysis exceeded	J	Analyte detected at or below quantitation limits
JN	Non-routine analyte. Quantitation estimated.	ND	Not Detected at the Reporting Limit
S	Spike Recovery outside accepted recovery limits		

Centek Laboratories, LLC

Date: *20-Apr-12*

CLIENT:	Arcadis	**Client Sample ID:**	AMB-041312
Lab Order:	C1204029	**Tag Number:**	131,153
Project:	LMC Corp Utica	**Collection Date:**	4/13/2012
Lab ID:	C1204029-007A	**Matrix:**	AIR

Analyses	Result	**Limit	Qual	Units	DF	Date Analyzed
1UG/M3 BY METHOD TO15		**TO-15**				Analyst: **RJP**
1,1,1-Trichloroethane	< 0.83	0.83		ug/m3	1	4/18/2012 12:54:00 PM
1,1,2,2-Tetrachloroethane	< 1.0	1.0		ug/m3	1	4/18/2012 12:54:00 PM
1,1,2-Trichloroethane	< 0.83	0.83		ug/m3	1	4/18/2012 12:54:00 PM
1,1-Dichloroethane	< 0.62	0.62		ug/m3	1	4/18/2012 12:54:00 PM
1,1-Dichloroethene	< 0.60	0.60		ug/m3	1	4/18/2012 12:54:00 PM
1,2,4-Trichlorobenzene	< 1.1	1.1		ug/m3	1	4/18/2012 12:54:00 PM
1,2,4-Trimethylbenzene	< 0.75	0.75		ug/m3	1	4/18/2012 12:54:00 PM
1,2-Dibromoethane	< 1.2	1.2		ug/m3	1	4/18/2012 12:54:00 PM
1,2-Dichlorobenzene	< 0.92	0.92		ug/m3	1	4/18/2012 12:54:00 PM
1,2-Dichloroethane	< 0.62	0.62		ug/m3	1	4/18/2012 12:54:00 PM
1,2-Dichloropropane	< 0.70	0.70		ug/m3	1	4/18/2012 12:54:00 PM
1,3,5-Trimethylbenzene	< 0.75	0.75		ug/m3	1	4/18/2012 12:54:00 PM
1,3-butadiene	< 0.34	0.34		ug/m3	1	4/18/2012 12:54:00 PM
1,3-Dichlorobenzene	< 0.92	0.92		ug/m3	1	4/18/2012 12:54:00 PM
1,4-Dichlorobenzene	< 0.92	0.92		ug/m3	1	4/18/2012 12:54:00 PM
1,4-Dioxane	< 1.1	1.1		ug/m3	1	4/18/2012 12:54:00 PM
2,2,4-trimethylpentane	< 0.71	0.71		ug/m3	1	4/18/2012 12:54:00 PM
4-ethyltoluene	< 0.75	0.75		ug/m3	1	4/18/2012 12:54:00 PM
Acetone	17	3.6		ug/m3	5	4/18/2012 2:02:00 PM
Allyl chloride	< 0.48	0.48		ug/m3	1	4/18/2012 12:54:00 PM
Benzene	0.78	0.49		ug/m3	1	4/18/2012 12:54:00 PM
Benzyl chloride	< 0.88	0.88		ug/m3	1	4/18/2012 12:54:00 PM
Bromodichloromethane	< 1.0	1.0		ug/m3	1	4/18/2012 12:54:00 PM
Bromoform	< 1.6	1.6		ug/m3	1	4/18/2012 12:54:00 PM
Bromomethane	< 0.59	0.59		ug/m3	1	4/18/2012 12:54:00 PM
Carbon disulfide	0.44	0.47	J	ug/m3	1	4/18/2012 12:54:00 PM
Carbon tetrachloride	0.64	0.96	J	ug/m3	1	4/18/2012 12:54:00 PM
Chlorobenzene	< 0.70	0.70		ug/m3	1	4/18/2012 12:54:00 PM
Chloroethane	< 0.40	0.40		ug/m3	1	4/18/2012 12:54:00 PM
Chloroform	< 0.74	0.74		ug/m3	1	4/18/2012 12:54:00 PM
Chloromethane	1.0	0.31		ug/m3	1	4/18/2012 12:54:00 PM
cis-1,2-Dichloroethene	< 0.60	0.60		ug/m3	1	4/18/2012 12:54:00 PM
cis-1,3-Dichloropropene	< 0.69	0.69		ug/m3	1	4/18/2012 12:54:00 PM
Cyclohexane	< 0.52	0.52		ug/m3	1	4/18/2012 12:54:00 PM
Dibromochloromethane	< 1.3	1.3		ug/m3	1	4/18/2012 12:54:00 PM
Ethyl acetate	< 0.92	0.92		ug/m3	1	4/18/2012 12:54:00 PM
Ethylbenzene	< 0.66	0.66		ug/m3	1	4/18/2012 12:54:00 PM
Freon 11	1.4	0.86		ug/m3	1	4/18/2012 12:54:00 PM
Freon 113	0.78	1.2	J	ug/m3	1	4/18/2012 12:54:00 PM
Freon 114	< 1.1	1.1		ug/m3	1	4/18/2012 12:54:00 PM

Qualifiers:

**	Reporting Limit	.	Results reported are not blank corrected
B	Analyte detected in the associated Method Blank	E	Value above quantitation range
H	Holding times for preparation or analysis exceeded	J	Analyte detected at or below quantitation limits
JN	Non-routine analyte. Quantitation estimated.	ND	Not Detected at the Reporting Limit
S	Spike Recovery outside accepted recovery limits		

Centek Laboratories, LLC

Date: *20-Apr-12*

CLIENT:	Arcadis	**Client Sample ID:**	AMB-041312
Lab Order:	C1204029	**Tag Number:**	131,153
Project:	LMC Corp Utica	**Collection Date:**	4/13/2012
Lab ID:	C1204029-007A	**Matrix:**	AIR

Analyses	Result	**Limit	Qual	Units	DF	Date Analyzed
1UG/M3 BY METHOD TO15		**TO-15**				Analyst: **RJP**
Freon 12	2.6	0.75		ug/m3	1	4/18/2012 12:54:00 PM
Heptane	< 0.62	0.62		ug/m3	1	4/18/2012 12:54:00 PM
Hexachloro-1,3-butadiene	< 1.6	1.6		ug/m3	1	4/18/2012 12:54:00 PM
Hexane	< 0.54	0.54		ug/m3	1	4/18/2012 12:54:00 PM
Isopropyl alcohol	< 0.37	0.37		ug/m3	1	4/18/2012 12:54:00 PM
m&p-Xylene	< 1.3	1.3		ug/m3	1	4/18/2012 12:54:00 PM
Methyl Butyl Ketone	< 1.2	1.2		ug/m3	1	4/18/2012 12:54:00 PM
Methyl Ethyl Ketone	< 0.90	0.90		ug/m3	1	4/18/2012 12:54:00 PM
Methyl Isobutyl Ketone	< 1.2	1.2		ug/m3	1	4/18/2012 12:54:00 PM
Methyl tert-butyl ether	< 0.55	0.55		ug/m3	1	4/18/2012 12:54:00 PM
Methylene chloride	1.0	0.53		ug/m3	1	4/18/2012 12:54:00 PM
o-Xylene	< 0.66	0.66		ug/m3	1	4/18/2012 12:54:00 PM
Propylene	< 0.26	0.26		ug/m3	1	4/18/2012 12:54:00 PM
Styrene	< 0.65	0.65		ug/m3	1	4/18/2012 12:54:00 PM
Tetrachloroethylene	< 1.0	1.0		ug/m3	1	4/18/2012 12:54:00 PM
Tetrahydrofuran	< 0.45	0.45		ug/m3	1	4/18/2012 12:54:00 PM
Toluene	1.6	0.57		ug/m3	1	4/18/2012 12:54:00 PM
trans-1,2-Dichloroethene	< 0.60	0.60		ug/m3	1	4/18/2012 12:54:00 PM
trans-1,3-Dichloropropene	< 0.69	0.69		ug/m3	1	4/18/2012 12:54:00 PM
Trichloroethene	< 0.82	0.82		ug/m3	1	4/18/2012 12:54:00 PM
Vinyl acetate	< 0.54	0.54		ug/m3	1	4/18/2012 12:54:00 PM
Vinyl Bromide	< 0.67	0.67		ug/m3	1	4/18/2012 12:54:00 PM
Vinyl chloride	< 0.39	0.39		ug/m3	1	4/18/2012 12:54:00 PM

Qualifiers:

**	Reporting Limit	.	Results reported are not blank corrected
B	Analyte detected in the associated Method Blank	E	Value above quantitation range
H	Holding times for preparation or analysis exceeded	J	Analyte detected at or below quantitation limits
JN	Non-routine analyte. Quantitation estimated.	ND	Not Detected at the Reporting Limit
S	Spike Recovery outside accepted recovery limits		

Centek Laboratories, LLC

Date: *20-Apr-12*

CLIENT:	Arcadis	**Client Sample ID:**	DUP-041212
Lab Order:	C1204029	**Tag Number:**	359,69
Project:	LMC Corp Utica	**Collection Date:**	4/13/2012
Lab ID:	C1204029-008A	**Matrix:**	AIR

Analyses	Result	**Limit	Qual	Units	DF	Date Analyzed
1UG/M3 BY METHOD TO15		**TO-15**				Analyst: **RJP**
1,1,1-Trichloroethane	< 0.83	0.83		ug/m3	1	4/18/2012 1:27:00 PM
1,1,2,2-Tetrachloroethane	< 1.0	1.0		ug/m3	1	4/18/2012 1:27:00 PM
1,1,2-Trichloroethane	< 0.83	0.83		ug/m3	1	4/18/2012 1:27:00 PM
1,1-Dichloroethane	< 0.62	0.62		ug/m3	1	4/18/2012 1:27:00 PM
1,1-Dichloroethene	< 0.60	0.60		ug/m3	1	4/18/2012 1:27:00 PM
1,2,4-Trichlorobenzene	< 1.1	1.1		ug/m3	1	4/18/2012 1:27:00 PM
1,2,4-Trimethylbenzene	2.8	0.75		ug/m3	1	4/18/2012 1:27:00 PM
1,2-Dibromoethane	< 1.2	1.2		ug/m3	1	4/18/2012 1:27:00 PM
1,2-Dichlorobenzene	< 0.92	0.92		ug/m3	1	4/18/2012 1:27:00 PM
1,2-Dichloroethane	< 0.62	0.62		ug/m3	1	4/18/2012 1:27:00 PM
1,2-Dichloropropane	< 0.70	0.70		ug/m3	1	4/18/2012 1:27:00 PM
1,3,5-Trimethylbenzene	0.75	0.75		ug/m3	1	4/18/2012 1:27:00 PM
1,3-butadiene	< 0.34	0.34		ug/m3	1	4/18/2012 1:27:00 PM
1,3-Dichlorobenzene	< 0.92	0.92		ug/m3	1	4/18/2012 1:27:00 PM
1,4-Dichlorobenzene	< 0.92	0.92		ug/m3	1	4/18/2012 1:27:00 PM
1,4-Dioxane	< 1.1	1.1		ug/m3	1	4/18/2012 1:27:00 PM
2,2,4-trimethylpentane	< 0.71	0.71		ug/m3	1	4/18/2012 1:27:00 PM
4-ethyltoluene	1.0	0.75		ug/m3	1	4/18/2012 1:27:00 PM
Acetone	120	14		ug/m3	20	4/18/2012 2:35:00 PM
Allyl chloride	< 0.48	0.48		ug/m3	1	4/18/2012 1:27:00 PM
Benzene	1.5	0.49		ug/m3	1	4/18/2012 1:27:00 PM
Benzyl chloride	< 0.88	0.88		ug/m3	1	4/18/2012 1:27:00 PM
Bromodichloromethane	< 1.0	1.0		ug/m3	1	4/18/2012 1:27:00 PM
Bromoform	< 1.6	1.6		ug/m3	1	4/18/2012 1:27:00 PM
Bromomethane	< 0.59	0.59		ug/m3	1	4/18/2012 1:27:00 PM
Carbon disulfide	22	9.5		ug/m3	20	4/18/2012 2:35:00 PM
Carbon tetrachloride	< 0.96	0.96		ug/m3	1	4/18/2012 1:27:00 PM
Chlorobenzene	< 0.70	0.70		ug/m3	1	4/18/2012 1:27:00 PM
Chloroethane	< 0.40	0.40		ug/m3	1	4/18/2012 1:27:00 PM
Chloroform	< 0.74	0.74		ug/m3	1	4/18/2012 1:27:00 PM
Chloromethane	< 0.31	0.31		ug/m3	1	4/18/2012 1:27:00 PM
cis-1,2-Dichloroethene	< 0.60	0.60		ug/m3	1	4/18/2012 1:27:00 PM
cis-1,3-Dichloropropene	< 0.69	0.69		ug/m3	1	4/18/2012 1:27:00 PM
Cyclohexane	< 0.52	0.52		ug/m3	1	4/18/2012 1:27:00 PM
Dibromochloromethane	< 1.3	1.3		ug/m3	1	4/18/2012 1:27:00 PM
Ethyl acetate	< 0.92	0.92		ug/m3	1	4/18/2012 1:27:00 PM
Ethylbenzene	11	13	J	ug/m3	20	4/18/2012 2:35:00 PM
Freon 11	1.2	0.86		ug/m3	1	4/18/2012 1:27:00 PM
Freon 113	1.9	1.2		ug/m3	1	4/18/2012 1:27:00 PM
Freon 114	< 1.1	1.1		ug/m3	1	4/18/2012 1:27:00 PM

Qualifiers:

**	Reporting Limit	.	Results reported are not blank corrected
B	Analyte detected in the associated Method Blank	E	Value above quantitation range
H	Holding times for preparation or analysis exceeded	J	Analyte detected at or below quantitation limits
JN	Non-routine analyte. Quantitation estimated.	ND	Not Detected at the Reporting Limit
S	Spike Recovery outside accepted recovery limits		

Centek Laboratories, LLC

Date: *20-Apr-12*

CLIENT:	Arcadis	**Client Sample ID:**	DUP-041212
Lab Order:	C1204029	**Tag Number:**	359,69
Project:	LMC Corp Utica	**Collection Date:**	4/13/2012
Lab ID:	C1204029-008A	**Matrix:**	AIR

Analyses	Result	**Limit	Qual	Units	DF	Date Analyzed
1UG/M3 BY METHOD TO15		**TO-15**				Analyst: **RJP**
Freon 12	3.6	0.75		ug/m3	1	4/18/2012 1:27:00 PM
Heptane	1.7	0.62		ug/m3	1	4/18/2012 1:27:00 PM
Hexachloro-1,3-butadiene	< 1.6	1.6		ug/m3	1	4/18/2012 1:27:00 PM
Hexane	< 0.54	0.54		ug/m3	1	4/18/2012 1:27:00 PM
Isopropyl alcohol	< 0.37	0.37		ug/m3	1	4/18/2012 1:27:00 PM
m&p-Xylene	28	26		ug/m3	20	4/18/2012 2:35:00 PM
Methyl Butyl Ketone	< 1.2	1.2		ug/m3	1	4/18/2012 1:27:00 PM
Methyl Ethyl Ketone	6.1	0.90		ug/m3	1	4/18/2012 1:27:00 PM
Methyl Isobutyl Ketone	< 1.2	1.2		ug/m3	1	4/18/2012 1:27:00 PM
Methyl tert-butyl ether	< 0.55	0.55		ug/m3	1	4/18/2012 1:27:00 PM
Methylene chloride	< 0.53	0.53		ug/m3	1	4/18/2012 1:27:00 PM
o-Xylene	9.7	13	J	ug/m3	20	4/18/2012 2:35:00 PM
Propylene	< 0.26	0.26		ug/m3	1	4/18/2012 1:27:00 PM
Styrene	< 0.65	0.65		ug/m3	1	4/18/2012 1:27:00 PM
Tetrachloroethylene	10	1.0		ug/m3	1	4/18/2012 1:27:00 PM
Tetrahydrofuran	< 0.45	0.45		ug/m3	1	4/18/2012 1:27:00 PM
Toluene	23	11		ug/m3	20	4/18/2012 2:35:00 PM
trans-1,2-Dichloroethene	< 0.60	0.60		ug/m3	1	4/18/2012 1:27:00 PM
trans-1,3-Dichloropropene	< 0.69	0.69		ug/m3	1	4/18/2012 1:27:00 PM
Trichloroethene	0.87	0.82		ug/m3	1	4/18/2012 1:27:00 PM
Vinyl acetate	< 0.54	0.54		ug/m3	1	4/18/2012 1:27:00 PM
Vinyl Bromide	< 0.67	0.67		ug/m3	1	4/18/2012 1:27:00 PM
Vinyl chloride	< 0.39	0.39		ug/m3	1	4/18/2012 1:27:00 PM

Qualifiers:

**	Reporting Limit	.	Results reported are not blank corrected
B	Analyte detected in the associated Method Blank	E	Value above quantitation range
H	Holding times for preparation or analysis exceeded	J	Analyte detected at or below quantitation limits
JN	Non-routine analyte. Quantitation estimated.	ND	Not Detected at the Reporting Limit
S	Spike Recovery outside accepted recovery limits		

ARCADIS

Appendix G

New England ACCUTEST LABORATORIES

05/15/12



Technical Report for

Arcadis

LMC Utica, 525 French Road, Utica, NY

NJ001037

Accutest Job Number: MC10370

Sampling Date: 05/08/12

Report to:

Arcadis
465 New Karner Road
Albany, NY 12205
jeffrey.bonsteel@arcadis-us.com

ATTN: Jeffrey Bonsteel

Total number of pages in report: **441**

ACCREDITED IN ACCORDANCE WITH nelac

Test results contained within this data package meet the requirements of the National Environmental Laboratory Accreditation Conference and/or state specific certification programs as applicable.

Reza Tand
Lab Director

Client Service contact: Jeremy Vienneau 508-481-6200

Certifications: MA (M-MA136,SW846 NELAC) CT (PH-0109) NH (250210) RI (00071) ME (MA00136) FL (E87579) NY (11791) NJ (MA926) PA (6801121) ND (R-188) CO MN (11546AA) NC (653) IL (002337) ISO 17025:2005 (L2235)

This report shall not be reproduced, except in its entirety, without the written approval of Accutest Laboratories.
Test results relate only to samples analyzed.

Accutest Laboratories is the sole authority for authorizing edits or modifications to this document. Unauthorized modification of this report is strictly prohibited.

Sections: 1 2 3 4 5 6

Table of Contents

Section 1: Sample Summary **3**
Section 2: Case Narrative/Conformance Summary **5**
Section 3: Sample Results **6**
3.1: MC10370-1: MW-B 7
3.2: MC10370-2: MW-D 10
3.3: MC10370-3: MW-E 13
3.4: MC10370-4: MW-F 16
3.5: MC10370-5: MW-1 19
3.6: MC10370-6: MW-1(DOT) 22
3.7: MC10370-7: MW-5 25
3.8: MC10370-8: PW-1 28
3.9: MC10370-9: PZ-1 31
3.10: MC10370-10: PZ-2 34
3.11: MC10370-11: MW-22 37
3.12: MC10370-12: MW-23 40
3.13: MC10370-13: MW-24 43
3.14: MC10370-14: DUP-1 46
3.15: MC10370-15: TB-5-8-12 49
Section 4: Misc. Forms **52**
4.1: Chain of Custody 53
4.2: Sample Tracking Chronicle 56
4.3: Internal Chain of Custody 58
Section 5: GC/MS Volatiles - QC Data Summaries **60**
5.1: Method Blank Summary 61
5.2: Blank Spike Summary 64
5.3: Matrix Spike/Matrix Spike Duplicate Summary 67
5.4: Instrument Performance Checks (BFB) 70
5.5: Internal Standard Area Summaries 72
5.6: Surrogate Recovery Summaries 73
5.7: Initial and Continuing Calibration Summaries 74
Section 6: GC/MS Volatiles - Raw Data **87**
6.1: Samples 88
6.2: Method Blanks 164
6.3: Blank Spikes 166
6.4: Matrix Spike/Matrix Spike Duplicates 174
6.5: Instrument Performance Checks (BFB) 193
6.6: Initial and Continuing Calibarations 201
6.7: Instrument Run Logs 440

Sample Summary

Arcadis

Job No: MC10370

LMC Utica, 525 French Road, Utica, NY
Project No: NJ001037

Sample Number	Collected Date	Time	By	Received	Matrix Code	Type	Client Sample ID
MC10370-1	05/08/12	11:15	DZ	05/09/12	AQ	Ground Water	MW-B
MC10370-2	05/08/12	12:40	DZ	05/09/12	AQ	Ground Water	MW-D
MC10370-3	05/08/12	12:15	DZ	05/09/12	AQ	Ground Water	MW-E
MC10370-4	05/08/12	13:15	DZ	05/09/12	AQ	Ground Water	MW-F
MC10370-5	05/08/12	11:30	DZ	05/09/12	AQ	Ground Water	MW-1
MC10370-6	05/08/12	14:15	DZ	05/09/12	AQ	Ground Water	MW-1(DOT)
MC10370-7	05/08/12	13:05	DZ	05/09/12	AQ	Ground Water	MW-5
MC10370-8	05/08/12	11:45	DZ	05/09/12	AQ	Ground Water	PW-1
MC10370-9	05/08/12	13:30	DZ	05/09/12	AQ	Ground Water	PZ-1
MC10370-10	05/08/12	13:40	DZ	05/09/12	AQ	Ground Water	PZ-2
MC10370-11	05/08/12	12:50	DZ	05/09/12	AQ	Ground Water	MW-22
MC10370-12	05/08/12	12:30	DZ	05/09/12	AQ	Ground Water	MW-23
MC10370-13	05/08/12	12:00	DZ	05/09/12	AQ	Ground Water	MW-24

Sample Summary
(continued)

Arcadis

Job No: MC10370

LMC Utica, 525 French Road, Utica, NY
Project No: NJ001037

Sample Number	Collected Date	Time	By	Received	Matrix Code	Type	Client Sample ID
MC10370-14	05/08/12	00:00	DZ	05/09/12	AQ	Ground Water	DUP-1
MC10370-15	05/08/12	00:00	DZ	05/09/12	AQ	Trip Blank Water	TB-5-8-12

SAMPLE DELIVERY GROUP CASE NARRATIVE

Client:	Arcadis	**Job No**	MC10370
Site:	LMC Utica, 525 French Road, Utica, NY	**Report Date**	5/15/2012 2:35:21 PM

14 Sample(s), 1 Trip Blank were collected on 05/08/2012 and were received at Accutest on 05/09/2012 properly preserved, at 1.5 Deg. C and intact. These Samples received an Accutest job number of MC10370. A listing of the Laboratory Sample ID, Client Sample ID and dates of collection are presented in the Results Summary Section of this report.

Except as noted below, all method specified calibrations and quality control performance criteria were met for this job. For more information, please refer to QC summary pages.

Volatiles by GCMS By Method SW846 8260B

Matrix AQ **Batch ID:** MSG4691

- All samples were analyzed within the recommended method holding time.
- All method blanks for this batch meet method specific criteria.
- Sample(s) MC10370-14MS, MC10370-14MSD were used as the QC samples indicated.
- Blank Spike Recovery(s) for Acetone are outside control limits. Blank Spike meets program technical requirements.
- Matrix Spike Recovery(s) for Chloromethane, Dichlorodifluoromethane, Methyl Tert Butyl Ether are outside control limits. Outside control limits due to possible matrix interference. Refer to Blank Spike.
- Matrix Spike Duplicate Recovery(s) for 1,1-Dichloroethene, Chloroethane, Chloromethane, Dichlorodifluoromethane, Methyl Tert Butyl Ether, p-Chlorotoluene, Trichlorofluoromethane, Vinyl Acetate, Vinyl chloride, Acetone are outside control limits. Outside control limits due to possible matrix interference. Refer to Blank Spike.
- RPD(s) for MSD for Acetone are outside control limits for sample MC10370-14MSD. High RPD due to possible matrix interference and/or sample non-homogeneity.

The Accutest Laboratories of New England certifies that all analysis were performed within method specification. It is further recommended that this report to be used in its entirety.The Accutest Laboratories of NE, Laboratory Director or assignee as verified by the signature on the cover page has authorized the release of this report(MC10370).

Sample Results

Report of Analysis

Accutest Laboratories

Report of Analysis

Client Sample ID:	MW-B		
Lab Sample ID:	MC10370-1	**Date Sampled:**	05/08/12
Matrix:	AQ - Ground Water	**Date Received:**	05/09/12
Method:	SW846 8260B	**Percent Solids:**	n/a
Project:	LMC Utica, 525 French Road, Utica, NY		

	File ID	DF	Analyzed	By	Prep Date	Prep Batch	Analytical Batch
Run #1	G116983.D	1	05/10/12	AT	n/a	n/a	MSG4691
Run #2							

	Purge Volume
Run #1	5.0 ml
Run #2	

VOA 8260 List

CAS No.	Compound	Result	RL	MDL	Units	Q
67-64-1	Acetone	8.1	5.0	4.1	ug/l	
71-43-2	Benzene	ND	0.50	0.46	ug/l	
108-86-1	Bromobenzene	ND	5.0	0.99	ug/l	
74-97-5	Bromochloromethane	ND	5.0	0.92	ug/l	
75-27-4	Bromodichloromethane	ND	1.0	0.49	ug/l	
75-25-2	Bromoform	ND	1.0	0.71	ug/l	
74-83-9	Bromomethane	ND	2.0	1.3	ug/l	
78-93-3	2-Butanone (MEK)	ND	5.0	2.7	ug/l	
104-51-8	n-Butylbenzene	ND	5.0	1.1	ug/l	
135-98-8	sec-Butylbenzene	ND	5.0	1.0	ug/l	
98-06-6	tert-Butylbenzene	ND	5.0	0.82	ug/l	
75-15-0	Carbon disulfide	ND	5.0	0.62	ug/l	
56-23-5	Carbon tetrachloride	ND	1.0	0.58	ug/l	
108-90-7	Chlorobenzene	ND	1.0	0.44	ug/l	
75-00-3	Chloroethane	ND	2.0	0.32	ug/l	
67-66-3	Chloroform	ND	1.0	0.58	ug/l	
74-87-3	Chloromethane	ND	2.0	0.71	ug/l	
95-49-8	o-Chlorotoluene	ND	5.0	1.1	ug/l	
106-43-4	p-Chlorotoluene	ND	5.0	0.98	ug/l	
96-12-8	1,2-Dibromo-3-chloropropane	ND	5.0	1.6	ug/l	
124-48-1	Dibromochloromethane	ND	1.0	0.89	ug/l	
106-93-4	1,2-Dibromoethane	ND	2.0	0.48	ug/l	
95-50-1	1,2-Dichlorobenzene	ND	1.0	0.41	ug/l	
541-73-1	1,3-Dichlorobenzene	ND	1.0	0.44	ug/l	
106-46-7	1,4-Dichlorobenzene	ND	1.0	0.42	ug/l	
75-71-8	Dichlorodifluoromethane	ND	2.0	1.1	ug/l	
75-34-3	1,1-Dichloroethane	ND	1.0	0.33	ug/l	
107-06-2	1,2-Dichloroethane	ND	1.0	0.44	ug/l	
75-35-4	1,1-Dichloroethene	ND	1.0	0.80	ug/l	
156-59-2	cis-1,2-Dichloroethene	ND	1.0	0.69	ug/l	
156-60-5	trans-1,2-Dichloroethene	ND	1.0	0.64	ug/l	
78-87-5	1,2-Dichloropropane	ND	2.0	0.71	ug/l	

ND = Not detected MDL - Method Detection Limit
RL = Reporting Limit
E = Indicates value exceeds calibration range
J = Indicates an estimated value
B = Indicates analyte found in associated method blank
N = Indicates presumptive evidence of a compound

Report of Analysis

Client Sample ID: MW-B
Lab Sample ID: MC10370-1
Matrix: AQ - Ground Water
Method: SW846 8260B
Project: LMC Utica, 525 French Road, Utica, NY

Date Sampled: 05/08/12
Date Received: 05/09/12
Percent Solids: n/a

VOA 8260 List

CAS No.	Compound	Result	RL	MDL	Units	Q
142-28-9	1,3-Dichloropropane	ND	5.0	0.75	ug/l	
594-20-7	2,2-Dichloropropane	ND	5.0	5.0	ug/l	
563-58-6	1,1-Dichloropropene	ND	5.0	0.78	ug/l	
10061-01-5	cis-1,3-Dichloropropene	ND	0.50	0.41	ug/l	
10061-02-6	trans-1,3-Dichloropropene	ND	0.50	0.49	ug/l	
100-41-4	Ethylbenzene	ND	1.0	0.80	ug/l	
87-68-3	Hexachlorobutadiene	ND	5.0	1.2	ug/l	
591-78-6	2-Hexanone	ND	5.0	1.3	ug/l	
74-88-4	Iodomethane	ND	5.0	1.3	ug/l	
98-82-8	Isopropylbenzene	ND	5.0	0.94	ug/l	
99-87-6	p-Isopropyltoluene	ND	5.0	0.88	ug/l	
1634-04-4	Methyl Tert Butyl Ether	ND	1.0	0.61	ug/l	
108-10-1	4-Methyl-2-pentanone (MIBK)	ND	5.0	0.76	ug/l	
74-95-3	Methylene bromide	ND	5.0	0.52	ug/l	
75-09-2	Methylene chloride	ND	2.0	0.99	ug/l	
91-20-3	Naphthalene	ND	5.0	0.70	ug/l	
103-65-1	n-Propylbenzene	ND	5.0	0.89	ug/l	
100-42-5	Styrene	ND	5.0	0.97	ug/l	
630-20-6	1,1,1,2-Tetrachloroethane	ND	5.0	0.83	ug/l	
79-34-5	1,1,2,2-Tetrachloroethane	ND	1.0	0.79	ug/l	
127-18-4	Tetrachloroethene	ND	1.0	0.36	ug/l	
108-88-3	Toluene	ND	1.0	0.59	ug/l	
87-61-6	1,2,3-Trichlorobenzene	ND	5.0	1.1	ug/l	
120-82-1	1,2,4-Trichlorobenzene	ND	5.0	1.0	ug/l	
71-55-6	1,1,1-Trichloroethane	ND	1.0	0.55	ug/l	
79-00-5	1,1,2-Trichloroethane	ND	1.0	0.74	ug/l	
79-01-6	Trichloroethene	ND	1.0	0.75	ug/l	
75-69-4	Trichlorofluoromethane	ND	1.0	0.40	ug/l	
96-18-4	1,2,3-Trichloropropane	ND	5.0	0.70	ug/l	
95-63-6	1,2,4-Trimethylbenzene	ND	5.0	0.98	ug/l	
108-67-8	1,3,5-Trimethylbenzene	ND	5.0	0.90	ug/l	
108-05-4	Vinyl Acetate	ND	5.0	1.1	ug/l	
75-01-4	Vinyl chloride	ND	1.0	0.82	ug/l	
	m,p-Xylene	ND	1.0	0.90	ug/l	
95-47-6	o-Xylene	ND	1.0	0.32	ug/l	
1330-20-7	Xylene (total)	ND	1.0	0.32	ug/l	

CAS No.	Surrogate Recoveries	Run# 1	Run# 2	Limits
1868-53-7	Dibromofluoromethane	128%		70-130%

ND = Not detected MDL - Method Detection Limit
RL = Reporting Limit
E = Indicates value exceeds calibration range
J = Indicates an estimated value
B = Indicates analyte found in associated method blank
N = Indicates presumptive evidence of a compound

Report of Analysis

Client Sample ID:	MW-B		
Lab Sample ID:	MC10370-1	**Date Sampled:**	05/08/12
Matrix:	AQ - Ground Water	**Date Received:**	05/09/12
Method:	SW846 8260B	**Percent Solids:**	n/a
Project:	LMC Utica, 525 French Road, Utica, NY		

VOA 8260 List

CAS No.	Surrogate Recoveries	Run# 1	Run# 2	Limits
2037-26-5	Toluene-D8	118%		70-130%
460-00-4	4-Bromofluorobenzene	120%		70-130%

ND = Not detected MDL - Method Detection Limit
RL = Reporting Limit
E = Indicates value exceeds calibration range

J = Indicates an estimated value
B = Indicates analyte found in associated method blank
N = Indicates presumptive evidence of a compound

Accutest Laboratories

Report of Analysis

Client Sample ID:	MW-D		
Lab Sample ID:	MC10370-2	**Date Sampled:**	05/08/12
Matrix:	AQ - Ground Water	**Date Received:**	05/09/12
Method:	SW846 8260B	**Percent Solids:**	n/a
Project:	LMC Utica, 525 French Road, Utica, NY		

	File ID	DF	Analyzed	By	Prep Date	Prep Batch	Analytical Batch
Run #1	G116984.D	1	05/10/12	AT	n/a	n/a	MSG4691
Run #2							

	Purge Volume
Run #1	5.0 ml
Run #2	

VOA 8260 List

CAS No.	Compound	Result	RL	MDL	Units	Q
67-64-1	Acetone	5.3	5.0	4.1	ug/l	
71-43-2	Benzene	ND	0.50	0.46	ug/l	
108-86-1	Bromobenzene	ND	5.0	0.99	ug/l	
74-97-5	Bromochloromethane	ND	5.0	0.92	ug/l	
75-27-4	Bromodichloromethane	ND	1.0	0.49	ug/l	
75-25-2	Bromoform	ND	1.0	0.71	ug/l	
74-83-9	Bromomethane	ND	2.0	1.3	ug/l	
78-93-3	2-Butanone (MEK)	ND	5.0	2.7	ug/l	
104-51-8	n-Butylbenzene	ND	5.0	1.1	ug/l	
135-98-8	sec-Butylbenzene	ND	5.0	1.0	ug/l	
98-06-6	tert-Butylbenzene	ND	5.0	0.82	ug/l	
75-15-0	Carbon disulfide	ND	5.0	0.62	ug/l	
56-23-5	Carbon tetrachloride	ND	1.0	0.58	ug/l	
108-90-7	Chlorobenzene	ND	1.0	0.44	ug/l	
75-00-3	Chloroethane	ND	2.0	0.32	ug/l	
67-66-3	Chloroform	ND	1.0	0.58	ug/l	
74-87-3	Chloromethane	ND	2.0	0.71	ug/l	
95-49-8	o-Chlorotoluene	ND	5.0	1.1	ug/l	
106-43-4	p-Chlorotoluene	ND	5.0	0.98	ug/l	
96-12-8	1,2-Dibromo-3-chloropropane	ND	5.0	1.6	ug/l	
124-48-1	Dibromochloromethane	ND	1.0	0.89	ug/l	
106-93-4	1,2-Dibromoethane	ND	2.0	0.48	ug/l	
95-50-1	1,2-Dichlorobenzene	ND	1.0	0.41	ug/l	
541-73-1	1,3-Dichlorobenzene	ND	1.0	0.44	ug/l	
106-46-7	1,4-Dichlorobenzene	ND	1.0	0.42	ug/l	
75-71-8	Dichlorodifluoromethane	ND	2.0	1.1	ug/l	
75-34-3	1,1-Dichloroethane	ND	1.0	0.33	ug/l	
107-06-2	1,2-Dichloroethane	ND	1.0	0.44	ug/l	
75-35-4	1,1-Dichloroethene	ND	1.0	0.80	ug/l	
156-59-2	cis-1,2-Dichloroethene	1.4	1.0	0.69	ug/l	
156-60-5	trans-1,2-Dichloroethene	ND	1.0	0.64	ug/l	
78-87-5	1,2-Dichloropropane	ND	2.0	0.71	ug/l	

ND = Not detected MDL - Method Detection Limit
RL = Reporting Limit
E = Indicates value exceeds calibration range
J = Indicates an estimated value
B = Indicates analyte found in associated method blank
N = Indicates presumptive evidence of a compound

Report of Analysis

Client Sample ID: MW-D
Lab Sample ID: MC10370-2
Matrix: AQ - Ground Water
Method: SW846 8260B
Project: LMC Utica, 525 French Road, Utica, NY

Date Sampled: 05/08/12
Date Received: 05/09/12
Percent Solids: n/a

VOA 8260 List

CAS No.	Compound	Result	RL	MDL	Units	Q
142-28-9	1,3-Dichloropropane	ND	5.0	0.75	ug/l	
594-20-7	2,2-Dichloropropane	ND	5.0	5.0	ug/l	
563-58-6	1,1-Dichloropropene	ND	5.0	0.78	ug/l	
10061-01-5	cis-1,3-Dichloropropene	ND	0.50	0.41	ug/l	
10061-02-6	trans-1,3-Dichloropropene	ND	0.50	0.49	ug/l	
100-41-4	Ethylbenzene	ND	1.0	0.80	ug/l	
87-68-3	Hexachlorobutadiene	ND	5.0	1.2	ug/l	
591-78-6	2-Hexanone	ND	5.0	1.3	ug/l	
74-88-4	Iodomethane	ND	5.0	1.3	ug/l	
98-82-8	Isopropylbenzene	ND	5.0	0.94	ug/l	
99-87-6	p-Isopropyltoluene	ND	5.0	0.88	ug/l	
1634-04-4	Methyl Tert Butyl Ether	ND	1.0	0.61	ug/l	
108-10-1	4-Methyl-2-pentanone (MIBK)	ND	5.0	0.76	ug/l	
74-95-3	Methylene bromide	ND	5.0	0.52	ug/l	
75-09-2	Methylene chloride	ND	2.0	0.99	ug/l	
91-20-3	Naphthalene	ND	5.0	0.70	ug/l	
103-65-1	n-Propylbenzene	ND	5.0	0.89	ug/l	
100-42-5	Styrene	ND	5.0	0.97	ug/l	
630-20-6	1,1,1,2-Tetrachloroethane	ND	5.0	0.83	ug/l	
79-34-5	1,1,2,2-Tetrachloroethane	ND	1.0	0.79	ug/l	
127-18-4	Tetrachloroethene	ND	1.0	0.36	ug/l	
108-88-3	Toluene	ND	1.0	0.59	ug/l	
87-61-6	1,2,3-Trichlorobenzene	ND	5.0	1.1	ug/l	
120-82-1	1,2,4-Trichlorobenzene	ND	5.0	1.0	ug/l	
71-55-6	1,1,1-Trichloroethane	ND	1.0	0.55	ug/l	
79-00-5	1,1,2-Trichloroethane	ND	1.0	0.74	ug/l	
79-01-6	Trichloroethene	ND	1.0	0.75	ug/l	
75-69-4	Trichlorofluoromethane	ND	1.0	0.40	ug/l	
96-18-4	1,2,3-Trichloropropane	ND	5.0	0.70	ug/l	
95-63-6	1,2,4-Trimethylbenzene	ND	5.0	0.98	ug/l	
108-67-8	1,3,5-Trimethylbenzene	ND	5.0	0.90	ug/l	
108-05-4	Vinyl Acetate	ND	5.0	1.1	ug/l	
75-01-4	Vinyl chloride	ND	1.0	0.82	ug/l	
	m,p-Xylene	ND	1.0	0.90	ug/l	
95-47-6	o-Xylene	ND	1.0	0.32	ug/l	
1330-20-7	Xylene (total)	ND	1.0	0.32	ug/l	

CAS No.	Surrogate Recoveries	Run# 1	Run# 2	Limits
1868-53-7	Dibromofluoromethane	121%		70-130%

ND = Not detected MDL - Method Detection Limit
RL = Reporting Limit
E = Indicates value exceeds calibration range
J = Indicates an estimated value
B = Indicates analyte found in associated method blank
N = Indicates presumptive evidence of a compound

Report of Analysis

Client Sample ID:	MW-D		
Lab Sample ID:	MC10370-2	**Date Sampled:**	05/08/12
Matrix:	AQ - Ground Water	**Date Received:**	05/09/12
Method:	SW846 8260B	**Percent Solids:**	n/a
Project:	LMC Utica, 525 French Road, Utica, NY		

VOA 8260 List

CAS No.	Surrogate Recoveries	Run# 1	Run# 2	Limits
2037-26-5	Toluene-D8	119%		70-130%
460-00-4	4-Bromofluorobenzene	115%		70-130%

ND = Not detected MDL - Method Detection Limit
RL = Reporting Limit
E = Indicates value exceeds calibration range

J = Indicates an estimated value
B = Indicates analyte found in associated method blank
N = Indicates presumptive evidence of a compound

Accutest Laboratories

Report of Analysis

Client Sample ID:	MW-E		
Lab Sample ID:	MC10370-3	**Date Sampled:**	05/08/12
Matrix:	AQ - Ground Water	**Date Received:**	05/09/12
Method:	SW846 8260B	**Percent Solids:**	n/a
Project:	LMC Utica, 525 French Road, Utica, NY		

	File ID	DF	Analyzed	By	Prep Date	Prep Batch	Analytical Batch
Run #1	G116985.D	1	05/10/12	AT	n/a	n/a	MSG4691
Run #2							

	Purge Volume
Run #1	5.0 ml
Run #2	

VOA 8260 List

CAS No.	Compound	Result	RL	MDL	Units	Q
67-64-1	Acetone	9.2	5.0	4.1	ug/l	
71-43-2	Benzene	ND	0.50	0.46	ug/l	
108-86-1	Bromobenzene	ND	5.0	0.99	ug/l	
74-97-5	Bromochloromethane	ND	5.0	0.92	ug/l	
75-27-4	Bromodichloromethane	ND	1.0	0.49	ug/l	
75-25-2	Bromoform	ND	1.0	0.71	ug/l	
74-83-9	Bromomethane	ND	2.0	1.3	ug/l	
78-93-3	2-Butanone (MEK)	ND	5.0	2.7	ug/l	
104-51-8	n-Butylbenzene	ND	5.0	1.1	ug/l	
135-98-8	sec-Butylbenzene	ND	5.0	1.0	ug/l	
98-06-6	tert-Butylbenzene	ND	5.0	0.82	ug/l	
75-15-0	Carbon disulfide	ND	5.0	0.62	ug/l	
56-23-5	Carbon tetrachloride	ND	1.0	0.58	ug/l	
108-90-7	Chlorobenzene	ND	1.0	0.44	ug/l	
75-00-3	Chloroethane	ND	2.0	0.32	ug/l	
67-66-3	Chloroform	ND	1.0	0.58	ug/l	
74-87-3	Chloromethane	ND	2.0	0.71	ug/l	
95-49-8	o-Chlorotoluene	ND	5.0	1.1	ug/l	
106-43-4	p-Chlorotoluene	ND	5.0	0.98	ug/l	
96-12-8	1,2-Dibromo-3-chloropropane	ND	5.0	1.6	ug/l	
124-48-1	Dibromochloromethane	ND	1.0	0.89	ug/l	
106-93-4	1,2-Dibromoethane	ND	2.0	0.48	ug/l	
95-50-1	1,2-Dichlorobenzene	ND	1.0	0.41	ug/l	
541-73-1	1,3-Dichlorobenzene	ND	1.0	0.44	ug/l	
106-46-7	1,4-Dichlorobenzene	ND	1.0	0.42	ug/l	
75-71-8	Dichlorodifluoromethane	ND	2.0	1.1	ug/l	
75-34-3	1,1-Dichloroethane	ND	1.0	0.33	ug/l	
107-06-2	1,2-Dichloroethane	ND	1.0	0.44	ug/l	
75-35-4	1,1-Dichloroethene	ND	1.0	0.80	ug/l	
156-59-2	cis-1,2-Dichloroethene	4.9	1.0	0.69	ug/l	
156-60-5	trans-1,2-Dichloroethene	ND	1.0	0.64	ug/l	
78-87-5	1,2-Dichloropropane	ND	2.0	0.71	ug/l	

ND = Not detected MDL - Method Detection Limit
RL = Reporting Limit
E = Indicates value exceeds calibration range
J = Indicates an estimated value
B = Indicates analyte found in associated method blank
N = Indicates presumptive evidence of a compound

Report of Analysis

Client Sample ID: MW-E
Lab Sample ID: MC10370-3
Matrix: AQ - Ground Water
Method: SW846 8260B
Project: LMC Utica, 525 French Road, Utica, NY

Date Sampled: 05/08/12
Date Received: 05/09/12
Percent Solids: n/a

VOA 8260 List

CAS No.	Compound	Result	RL	MDL	Units	Q
142-28-9	1,3-Dichloropropane	ND	5.0	0.75	ug/l	
594-20-7	2,2-Dichloropropane	ND	5.0	5.0	ug/l	
563-58-6	1,1-Dichloropropene	ND	5.0	0.78	ug/l	
10061-01-5	cis-1,3-Dichloropropene	ND	0.50	0.41	ug/l	
10061-02-6	trans-1,3-Dichloropropene	ND	0.50	0.49	ug/l	
100-41-4	Ethylbenzene	ND	1.0	0.80	ug/l	
87-68-3	Hexachlorobutadiene	ND	5.0	1.2	ug/l	
591-78-6	2-Hexanone	ND	5.0	1.3	ug/l	
74-88-4	Iodomethane	ND	5.0	1.3	ug/l	
98-82-8	Isopropylbenzene	ND	5.0	0.94	ug/l	
99-87-6	p-Isopropyltoluene	ND	5.0	0.88	ug/l	
1634-04-4	Methyl Tert Butyl Ether	ND	1.0	0.61	ug/l	
108-10-1	4-Methyl-2-pentanone (MIBK)	ND	5.0	0.76	ug/l	
74-95-3	Methylene bromide	ND	5.0	0.52	ug/l	
75-09-2	Methylene chloride	ND	2.0	0.99	ug/l	
91-20-3	Naphthalene	ND	5.0	0.70	ug/l	
103-65-1	n-Propylbenzene	ND	5.0	0.89	ug/l	
100-42-5	Styrene	ND	5.0	0.97	ug/l	
630-20-6	1,1,1,2-Tetrachloroethane	ND	5.0	0.83	ug/l	
79-34-5	1,1,2,2-Tetrachloroethane	ND	1.0	0.79	ug/l	
127-18-4	Tetrachloroethene	ND	1.0	0.36	ug/l	
108-88-3	Toluene	ND	1.0	0.59	ug/l	
87-61-6	1,2,3-Trichlorobenzene	ND	5.0	1.1	ug/l	
120-82-1	1,2,4-Trichlorobenzene	ND	5.0	1.0	ug/l	
71-55-6	1,1,1-Trichloroethane	ND	1.0	0.55	ug/l	
79-00-5	1,1,2-Trichloroethane	ND	1.0	0.74	ug/l	
79-01-6	Trichloroethene	ND	1.0	0.75	ug/l	
75-69-4	Trichlorofluoromethane	ND	1.0	0.40	ug/l	
96-18-4	1,2,3-Trichloropropane	ND	5.0	0.70	ug/l	
95-63-6	1,2,4-Trimethylbenzene	ND	5.0	0.98	ug/l	
108-67-8	1,3,5-Trimethylbenzene	ND	5.0	0.90	ug/l	
108-05-4	Vinyl Acetate	ND	5.0	1.1	ug/l	
75-01-4	Vinyl chloride	ND	1.0	0.82	ug/l	
	m,p-Xylene	ND	1.0	0.90	ug/l	
95-47-6	o-Xylene	ND	1.0	0.32	ug/l	
1330-20-7	Xylene (total)	ND	1.0	0.32	ug/l	

CAS No.	Surrogate Recoveries	Run# 1	Run# 2	Limits
1868-53-7	Dibromofluoromethane	125%		70-130%

ND = Not detected MDL - Method Detection Limit
RL = Reporting Limit
E = Indicates value exceeds calibration range
J = Indicates an estimated value
B = Indicates analyte found in associated method blank
N = Indicates presumptive evidence of a compound

Report of Analysis

Client Sample ID:	MW-E		
Lab Sample ID:	MC10370-3	**Date Sampled:**	05/08/12
Matrix:	AQ - Ground Water	**Date Received:**	05/09/12
Method:	SW846 8260B	**Percent Solids:**	n/a
Project:	LMC Utica, 525 French Road, Utica, NY		

VOA 8260 List

CAS No.	Surrogate Recoveries	Run# 1	Run# 2	Limits
2037-26-5	Toluene-D8	118%		70-130%
460-00-4	4-Bromofluorobenzene	114%		70-130%

ND = Not detected MDL - Method Detection Limit
RL = Reporting Limit
E = Indicates value exceeds calibration range

J = Indicates an estimated value
B = Indicates analyte found in associated method blank
N = Indicates presumptive evidence of a compound

Accutest Laboratories

Report of Analysis

Client Sample ID:	MW-F		
Lab Sample ID:	MC10370-4	**Date Sampled:**	05/08/12
Matrix:	AQ - Ground Water	**Date Received:**	05/09/12
Method:	SW846 8260B	**Percent Solids:**	n/a
Project:	LMC Utica, 525 French Road, Utica, NY		

	File ID	DF	Analyzed	By	Prep Date	Prep Batch	Analytical Batch
Run #1	G116986.D	1	05/10/12	AT	n/a	n/a	MSG4691
Run #2							

	Purge Volume
Run #1	5.0 ml
Run #2	

VOA 8260 List

CAS No.	Compound	Result	RL	MDL	Units	Q
67-64-1	Acetone	6.7	5.0	4.1	ug/l	
71-43-2	Benzene	ND	0.50	0.46	ug/l	
108-86-1	Bromobenzene	ND	5.0	0.99	ug/l	
74-97-5	Bromochloromethane	ND	5.0	0.92	ug/l	
75-27-4	Bromodichloromethane	ND	1.0	0.49	ug/l	
75-25-2	Bromoform	ND	1.0	0.71	ug/l	
74-83-9	Bromomethane	ND	2.0	1.3	ug/l	
78-93-3	2-Butanone (MEK)	ND	5.0	2.7	ug/l	
104-51-8	n-Butylbenzene	ND	5.0	1.1	ug/l	
135-98-8	sec-Butylbenzene	ND	5.0	1.0	ug/l	
98-06-6	tert-Butylbenzene	ND	5.0	0.82	ug/l	
75-15-0	Carbon disulfide	ND	5.0	0.62	ug/l	
56-23-5	Carbon tetrachloride	ND	1.0	0.58	ug/l	
108-90-7	Chlorobenzene	ND	1.0	0.44	ug/l	
75-00-3	Chloroethane	ND	2.0	0.32	ug/l	
67-66-3	Chloroform	ND	1.0	0.58	ug/l	
74-87-3	Chloromethane	ND	2.0	0.71	ug/l	
95-49-8	o-Chlorotoluene	ND	5.0	1.1	ug/l	
106-43-4	p-Chlorotoluene	ND	5.0	0.98	ug/l	
96-12-8	1,2-Dibromo-3-chloropropane	ND	5.0	1.6	ug/l	
124-48-1	Dibromochloromethane	ND	1.0	0.89	ug/l	
106-93-4	1,2-Dibromoethane	ND	2.0	0.48	ug/l	
95-50-1	1,2-Dichlorobenzene	ND	1.0	0.41	ug/l	
541-73-1	1,3-Dichlorobenzene	ND	1.0	0.44	ug/l	
106-46-7	1,4-Dichlorobenzene	ND	1.0	0.42	ug/l	
75-71-8	Dichlorodifluoromethane	ND	2.0	1.1	ug/l	
75-34-3	1,1-Dichloroethane	ND	1.0	0.33	ug/l	
107-06-2	1,2-Dichloroethane	ND	1.0	0.44	ug/l	
75-35-4	1,1-Dichloroethene	ND	1.0	0.80	ug/l	
156-59-2	cis-1,2-Dichloroethene	1.8	1.0	0.69	ug/l	
156-60-5	trans-1,2-Dichloroethene	ND	1.0	0.64	ug/l	
78-87-5	1,2-Dichloropropane	ND	2.0	0.71	ug/l	

ND = Not detected MDL - Method Detection Limit
RL = Reporting Limit
E = Indicates value exceeds calibration range
J = Indicates an estimated value
B = Indicates analyte found in associated method blank
N = Indicates presumptive evidence of a compound

Report of Analysis

Client Sample ID: MW-F
Lab Sample ID: MC10370-4
Matrix: AQ - Ground Water
Method: SW846 8260B
Project: LMC Utica, 525 French Road, Utica, NY

Date Sampled: 05/08/12
Date Received: 05/09/12
Percent Solids: n/a

VOA 8260 List

CAS No.	Compound	Result	RL	MDL	Units	Q
142-28-9	1,3-Dichloropropane	ND	5.0	0.75	ug/l	
594-20-7	2,2-Dichloropropane	ND	5.0	5.0	ug/l	
563-58-6	1,1-Dichloropropene	ND	5.0	0.78	ug/l	
10061-01-5	cis-1,3-Dichloropropene	ND	0.50	0.41	ug/l	
10061-02-6	trans-1,3-Dichloropropene	ND	0.50	0.49	ug/l	
100-41-4	Ethylbenzene	ND	1.0	0.80	ug/l	
87-68-3	Hexachlorobutadiene	ND	5.0	1.2	ug/l	
591-78-6	2-Hexanone	ND	5.0	1.3	ug/l	
74-88-4	Iodomethane	ND	5.0	1.3	ug/l	
98-82-8	Isopropylbenzene	ND	5.0	0.94	ug/l	
99-87-6	p-Isopropyltoluene	ND	5.0	0.88	ug/l	
1634-04-4	Methyl Tert Butyl Ether	ND	1.0	0.61	ug/l	
108-10-1	4-Methyl-2-pentanone (MIBK)	ND	5.0	0.76	ug/l	
74-95-3	Methylene bromide	ND	5.0	0.52	ug/l	
75-09-2	Methylene chloride	ND	2.0	0.99	ug/l	
91-20-3	Naphthalene	ND	5.0	0.70	ug/l	
103-65-1	n-Propylbenzene	ND	5.0	0.89	ug/l	
100-42-5	Styrene	ND	5.0	0.97	ug/l	
630-20-6	1,1,1,2-Tetrachloroethane	ND	5.0	0.83	ug/l	
79-34-5	1,1,2,2-Tetrachloroethane	ND	1.0	0.79	ug/l	
127-18-4	Tetrachloroethene	ND	1.0	0.36	ug/l	
108-88-3	Toluene	ND	1.0	0.59	ug/l	
87-61-6	1,2,3-Trichlorobenzene	ND	5.0	1.1	ug/l	
120-82-1	1,2,4-Trichlorobenzene	ND	5.0	1.0	ug/l	
71-55-6	1,1,1-Trichloroethane	ND	1.0	0.55	ug/l	
79-00-5	1,1,2-Trichloroethane	ND	1.0	0.74	ug/l	
79-01-6	Trichloroethene	18.7	1.0	0.75	ug/l	
75-69-4	Trichlorofluoromethane	ND	1.0	0.40	ug/l	
96-18-4	1,2,3-Trichloropropane	ND	5.0	0.70	ug/l	
95-63-6	1,2,4-Trimethylbenzene	ND	5.0	0.98	ug/l	
108-67-8	1,3,5-Trimethylbenzene	ND	5.0	0.90	ug/l	
108-05-4	Vinyl Acetate	ND	5.0	1.1	ug/l	
75-01-4	Vinyl chloride	ND	1.0	0.82	ug/l	
	m,p-Xylene	ND	1.0	0.90	ug/l	
95-47-6	o-Xylene	ND	1.0	0.32	ug/l	
1330-20-7	Xylene (total)	ND	1.0	0.32	ug/l	

CAS No.	Surrogate Recoveries	Run# 1	Run# 2	Limits
1868-53-7	Dibromofluoromethane	121%		70-130%

ND = Not detected MDL - Method Detection Limit
RL = Reporting Limit
E = Indicates value exceeds calibration range
J = Indicates an estimated value
B = Indicates analyte found in associated method blank
N = Indicates presumptive evidence of a compound

Report of Analysis

Client Sample ID:	MW-F		
Lab Sample ID:	MC10370-4	**Date Sampled:**	05/08/12
Matrix:	AQ - Ground Water	**Date Received:**	05/09/12
Method:	SW846 8260B	**Percent Solids:**	n/a
Project:	LMC Utica, 525 French Road, Utica, NY		

VOA 8260 List

CAS No.	Surrogate Recoveries	Run# 1	Run# 2	Limits
2037-26-5	Toluene-D8	118%		70-130%
460-00-4	4-Bromofluorobenzene	116%		70-130%

ND = Not detected MDL - Method Detection Limit
RL = Reporting Limit
E = Indicates value exceeds calibration range

J = Indicates an estimated value
B = Indicates analyte found in associated method blank
N = Indicates presumptive evidence of a compound

Accutest Laboratories

Report of Analysis

Client Sample ID:	MW-1		
Lab Sample ID:	MC10370-5	**Date Sampled:**	05/08/12
Matrix:	AQ - Ground Water	**Date Received:**	05/09/12
Method:	SW846 8260B	**Percent Solids:**	n/a
Project:	LMC Utica, 525 French Road, Utica, NY		

	File ID	DF	Analyzed	By	Prep Date	Prep Batch	Analytical Batch
Run #1	G116987.D	1	05/10/12	AT	n/a	n/a	MSG4691
Run #2							

	Purge Volume
Run #1	5.0 ml
Run #2	

VOA 8260 List

CAS No.	Compound	Result	RL	MDL	Units	Q
67-64-1	Acetone	9.0	5.0	4.1	ug/l	
71-43-2	Benzene	ND	0.50	0.46	ug/l	
108-86-1	Bromobenzene	ND	5.0	0.99	ug/l	
74-97-5	Bromochloromethane	ND	5.0	0.92	ug/l	
75-27-4	Bromodichloromethane	ND	1.0	0.49	ug/l	
75-25-2	Bromoform	ND	1.0	0.71	ug/l	
74-83-9	Bromomethane	ND	2.0	1.3	ug/l	
78-93-3	2-Butanone (MEK)	ND	5.0	2.7	ug/l	
104-51-8	n-Butylbenzene	ND	5.0	1.1	ug/l	
135-98-8	sec-Butylbenzene	ND	5.0	1.0	ug/l	
98-06-6	tert-Butylbenzene	ND	5.0	0.82	ug/l	
75-15-0	Carbon disulfide	ND	5.0	0.62	ug/l	
56-23-5	Carbon tetrachloride	ND	1.0	0.58	ug/l	
108-90-7	Chlorobenzene	ND	1.0	0.44	ug/l	
75-00-3	Chloroethane	ND	2.0	0.32	ug/l	
67-66-3	Chloroform	ND	1.0	0.58	ug/l	
74-87-3	Chloromethane	ND	2.0	0.71	ug/l	
95-49-8	o-Chlorotoluene	ND	5.0	1.1	ug/l	
106-43-4	p-Chlorotoluene	ND	5.0	0.98	ug/l	
96-12-8	1,2-Dibromo-3-chloropropane	ND	5.0	1.6	ug/l	
124-48-1	Dibromochloromethane	ND	1.0	0.89	ug/l	
106-93-4	1,2-Dibromoethane	ND	2.0	0.48	ug/l	
95-50-1	1,2-Dichlorobenzene	ND	1.0	0.41	ug/l	
541-73-1	1,3-Dichlorobenzene	ND	1.0	0.44	ug/l	
106-46-7	1,4-Dichlorobenzene	ND	1.0	0.42	ug/l	
75-71-8	Dichlorodifluoromethane	ND	2.0	1.1	ug/l	
75-34-3	1,1-Dichloroethane	ND	1.0	0.33	ug/l	
107-06-2	1,2-Dichloroethane	ND	1.0	0.44	ug/l	
75-35-4	1,1-Dichloroethene	ND	1.0	0.80	ug/l	
156-59-2	cis-1,2-Dichloroethene	ND	1.0	0.69	ug/l	
156-60-5	trans-1,2-Dichloroethene	ND	1.0	0.64	ug/l	
78-87-5	1,2-Dichloropropane	ND	2.0	0.71	ug/l	

ND = Not detected MDL - Method Detection Limit
RL = Reporting Limit
E = Indicates value exceeds calibration range
J = Indicates an estimated value
B = Indicates analyte found in associated method blank
N = Indicates presumptive evidence of a compound

Report of Analysis

Client Sample ID: MW-1
Lab Sample ID: MC10370-5
Matrix: AQ - Ground Water
Method: SW846 8260B
Project: LMC Utica, 525 French Road, Utica, NY

Date Sampled: 05/08/12
Date Received: 05/09/12
Percent Solids: n/a

VOA 8260 List

CAS No.	Compound	Result	RL	MDL	Units	Q
142-28-9	1,3-Dichloropropane	ND	5.0	0.75	ug/l	
594-20-7	2,2-Dichloropropane	ND	5.0	5.0	ug/l	
563-58-6	1,1-Dichloropropene	ND	5.0	0.78	ug/l	
10061-01-5	cis-1,3-Dichloropropene	ND	0.50	0.41	ug/l	
10061-02-6	trans-1,3-Dichloropropene	ND	0.50	0.49	ug/l	
100-41-4	Ethylbenzene	ND	1.0	0.80	ug/l	
87-68-3	Hexachlorobutadiene	ND	5.0	1.2	ug/l	
591-78-6	2-Hexanone	ND	5.0	1.3	ug/l	
74-88-4	Iodomethane	ND	5.0	1.3	ug/l	
98-82-8	Isopropylbenzene	ND	5.0	0.94	ug/l	
99-87-6	p-Isopropyltoluene	ND	5.0	0.88	ug/l	
1634-04-4	Methyl Tert Butyl Ether	ND	1.0	0.61	ug/l	
108-10-1	4-Methyl-2-pentanone (MIBK)	ND	5.0	0.76	ug/l	
74-95-3	Methylene bromide	ND	5.0	0.52	ug/l	
75-09-2	Methylene chloride	ND	2.0	0.99	ug/l	
91-20-3	Naphthalene	ND	5.0	0.70	ug/l	
103-65-1	n-Propylbenzene	ND	5.0	0.89	ug/l	
100-42-5	Styrene	ND	5.0	0.97	ug/l	
630-20-6	1,1,1,2-Tetrachloroethane	ND	5.0	0.83	ug/l	
79-34-5	1,1,2,2-Tetrachloroethane	ND	1.0	0.79	ug/l	
127-18-4	Tetrachloroethene	ND	1.0	0.36	ug/l	
108-88-3	Toluene	ND	1.0	0.59	ug/l	
87-61-6	1,2,3-Trichlorobenzene	ND	5.0	1.1	ug/l	
120-82-1	1,2,4-Trichlorobenzene	ND	5.0	1.0	ug/l	
71-55-6	1,1,1-Trichloroethane	ND	1.0	0.55	ug/l	
79-00-5	1,1,2-Trichloroethane	ND	1.0	0.74	ug/l	
79-01-6	Trichloroethene	ND	1.0	0.75	ug/l	
75-69-4	Trichlorofluoromethane	ND	1.0	0.40	ug/l	
96-18-4	1,2,3-Trichloropropane	ND	5.0	0.70	ug/l	
95-63-6	1,2,4-Trimethylbenzene	ND	5.0	0.98	ug/l	
108-67-8	1,3,5-Trimethylbenzene	ND	5.0	0.90	ug/l	
108-05-4	Vinyl Acetate	ND	5.0	1.1	ug/l	
75-01-4	Vinyl chloride	ND	1.0	0.82	ug/l	
	m,p-Xylene	ND	1.0	0.90	ug/l	
95-47-6	o-Xylene	ND	1.0	0.32	ug/l	
1330-20-7	Xylene (total)	ND	1.0	0.32	ug/l	

CAS No.	Surrogate Recoveries	Run# 1	Run# 2	Limits
1868-53-7	Dibromofluoromethane	124%		70-130%

ND = Not detected MDL - Method Detection Limit
RL = Reporting Limit
E = Indicates value exceeds calibration range
J = Indicates an estimated value
B = Indicates analyte found in associated method blank
N = Indicates presumptive evidence of a compound

Report of Analysis

Client Sample ID:	MW-1		
Lab Sample ID:	MC10370-5	**Date Sampled:**	05/08/12
Matrix:	AQ - Ground Water	**Date Received:**	05/09/12
Method:	SW846 8260B	**Percent Solids:**	n/a
Project:	LMC Utica, 525 French Road, Utica, NY		

VOA 8260 List

CAS No.	Surrogate Recoveries	Run# 1	Run# 2	Limits
2037-26-5	Toluene-D8	117%		70-130%
460-00-4	4-Bromofluorobenzene	114%		70-130%

ND = Not detected MDL - Method Detection Limit
RL = Reporting Limit
E = Indicates value exceeds calibration range

J = Indicates an estimated value
B = Indicates analyte found in associated method blank
N = Indicates presumptive evidence of a compound

Accutest Laboratories

Report of Analysis

Client Sample ID: MW-1(DOT)
Lab Sample ID: MC10370-6
Matrix: AQ - Ground Water
Method: SW846 8260B
Project: LMC Utica, 525 French Road, Utica, NY

Date Sampled: 05/08/12
Date Received: 05/09/12
Percent Solids: n/a

	File ID	DF	Analyzed	By	Prep Date	Prep Batch	Analytical Batch
Run #1	G116988.D	1	05/10/12	AT	n/a	n/a	MSG4691
Run #2							

	Purge Volume
Run #1	5.0 ml
Run #2	

VOA 8260 List

CAS No.	Compound	Result	RL	MDL	Units	Q
67-64-1	Acetone	7.0	5.0	4.1	ug/l	
71-43-2	Benzene	ND	0.50	0.46	ug/l	
108-86-1	Bromobenzene	ND	5.0	0.99	ug/l	
74-97-5	Bromochloromethane	ND	5.0	0.92	ug/l	
75-27-4	Bromodichloromethane	ND	1.0	0.49	ug/l	
75-25-2	Bromoform	ND	1.0	0.71	ug/l	
74-83-9	Bromomethane	ND	2.0	1.3	ug/l	
78-93-3	2-Butanone (MEK)	ND	5.0	2.7	ug/l	
104-51-8	n-Butylbenzene	ND	5.0	1.1	ug/l	
135-98-8	sec-Butylbenzene	ND	5.0	1.0	ug/l	
98-06-6	tert-Butylbenzene	ND	5.0	0.82	ug/l	
75-15-0	Carbon disulfide	ND	5.0	0.62	ug/l	
56-23-5	Carbon tetrachloride	ND	1.0	0.58	ug/l	
108-90-7	Chlorobenzene	ND	1.0	0.44	ug/l	
75-00-3	Chloroethane	ND	2.0	0.32	ug/l	
67-66-3	Chloroform	ND	1.0	0.58	ug/l	
74-87-3	Chloromethane	ND	2.0	0.71	ug/l	
95-49-8	o-Chlorotoluene	ND	5.0	1.1	ug/l	
106-43-4	p-Chlorotoluene	ND	5.0	0.98	ug/l	
96-12-8	1,2-Dibromo-3-chloropropane	ND	5.0	1.6	ug/l	
124-48-1	Dibromochloromethane	ND	1.0	0.89	ug/l	
106-93-4	1,2-Dibromoethane	ND	2.0	0.48	ug/l	
95-50-1	1,2-Dichlorobenzene	ND	1.0	0.41	ug/l	
541-73-1	1,3-Dichlorobenzene	ND	1.0	0.44	ug/l	
106-46-7	1,4-Dichlorobenzene	ND	1.0	0.42	ug/l	
75-71-8	Dichlorodifluoromethane	ND	2.0	1.1	ug/l	
75-34-3	1,1-Dichloroethane	ND	1.0	0.33	ug/l	
107-06-2	1,2-Dichloroethane	ND	1.0	0.44	ug/l	
75-35-4	1,1-Dichloroethene	ND	1.0	0.80	ug/l	
156-59-2	cis-1,2-Dichloroethene	6.1	1.0	0.69	ug/l	
156-60-5	trans-1,2-Dichloroethene	ND	1.0	0.64	ug/l	
78-87-5	1,2-Dichloropropane	ND	2.0	0.71	ug/l	

ND = Not detected MDL - Method Detection Limit
RL = Reporting Limit
E = Indicates value exceeds calibration range
J = Indicates an estimated value
B = Indicates analyte found in associated method blank
N = Indicates presumptive evidence of a compound

Report of Analysis

Client Sample ID: MW-1(DOT)
Lab Sample ID: MC10370-6
Matrix: AQ - Ground Water
Method: SW846 8260B
Project: LMC Utica, 525 French Road, Utica, NY

Date Sampled: 05/08/12
Date Received: 05/09/12
Percent Solids: n/a

VOA 8260 List

CAS No.	Compound	Result	RL	MDL	Units	Q
142-28-9	1,3-Dichloropropane	ND	5.0	0.75	ug/l	
594-20-7	2,2-Dichloropropane	ND	5.0	5.0	ug/l	
563-58-6	1,1-Dichloropropene	ND	5.0	0.78	ug/l	
10061-01-5	cis-1,3-Dichloropropene	ND	0.50	0.41	ug/l	
10061-02-6	trans-1,3-Dichloropropene	ND	0.50	0.49	ug/l	
100-41-4	Ethylbenzene	ND	1.0	0.80	ug/l	
87-68-3	Hexachlorobutadiene	ND	5.0	1.2	ug/l	
591-78-6	2-Hexanone	ND	5.0	1.3	ug/l	
74-88-4	Iodomethane	ND	5.0	1.3	ug/l	
98-82-8	Isopropylbenzene	ND	5.0	0.94	ug/l	
99-87-6	p-Isopropyltoluene	ND	5.0	0.88	ug/l	
1634-04-4	Methyl Tert Butyl Ether	ND	1.0	0.61	ug/l	
108-10-1	4-Methyl-2-pentanone (MIBK)	ND	5.0	0.76	ug/l	
74-95-3	Methylene bromide	ND	5.0	0.52	ug/l	
75-09-2	Methylene chloride	ND	2.0	0.99	ug/l	
91-20-3	Naphthalene	ND	5.0	0.70	ug/l	
103-65-1	n-Propylbenzene	ND	5.0	0.89	ug/l	
100-42-5	Styrene	ND	5.0	0.97	ug/l	
630-20-6	1,1,1,2-Tetrachloroethane	ND	5.0	0.83	ug/l	
79-34-5	1,1,2,2-Tetrachloroethane	ND	1.0	0.79	ug/l	
127-18-4	Tetrachloroethene	ND	1.0	0.36	ug/l	
108-88-3	Toluene	ND	1.0	0.59	ug/l	
87-61-6	1,2,3-Trichlorobenzene	ND	5.0	1.1	ug/l	
120-82-1	1,2,4-Trichlorobenzene	ND	5.0	1.0	ug/l	
71-55-6	1,1,1-Trichloroethane	ND	1.0	0.55	ug/l	
79-00-5	1,1,2-Trichloroethane	ND	1.0	0.74	ug/l	
79-01-6	Trichloroethene	ND	1.0	0.75	ug/l	
75-69-4	Trichlorofluoromethane	ND	1.0	0.40	ug/l	
96-18-4	1,2,3-Trichloropropane	ND	5.0	0.70	ug/l	
95-63-6	1,2,4-Trimethylbenzene	ND	5.0	0.98	ug/l	
108-67-8	1,3,5-Trimethylbenzene	ND	5.0	0.90	ug/l	
108-05-4	Vinyl Acetate	ND	5.0	1.1	ug/l	
75-01-4	Vinyl chloride	ND	1.0	0.82	ug/l	
	m,p-Xylene	ND	1.0	0.90	ug/l	
95-47-6	o-Xylene	ND	1.0	0.32	ug/l	
1330-20-7	Xylene (total)	ND	1.0	0.32	ug/l	

CAS No.	Surrogate Recoveries	Run# 1	Run# 2	Limits
1868-53-7	Dibromofluoromethane	117%		70-130%

ND = Not detected MDL - Method Detection Limit
RL = Reporting Limit
E = Indicates value exceeds calibration range
J = Indicates an estimated value
B = Indicates analyte found in associated method blank
N = Indicates presumptive evidence of a compound

Report of Analysis

Client Sample ID:	MW-1(DOT)		
Lab Sample ID:	MC10370-6	**Date Sampled:**	05/08/12
Matrix:	AQ - Ground Water	**Date Received:**	05/09/12
Method:	SW846 8260B	**Percent Solids:**	n/a
Project:	LMC Utica, 525 French Road, Utica, NY		

VOA 8260 List

CAS No.	Surrogate Recoveries	Run# 1	Run# 2	Limits
2037-26-5	Toluene-D8	121%		70-130%
460-00-4	4-Bromofluorobenzene	117%		70-130%

ND = Not detected MDL - Method Detection Limit
RL = Reporting Limit
E = Indicates value exceeds calibration range

J = Indicates an estimated value
B = Indicates analyte found in associated method blank
N = Indicates presumptive evidence of a compound

Accutest Laboratories

Report of Analysis

Client Sample ID:	MW-5		
Lab Sample ID:	MC10370-7	**Date Sampled:**	05/08/12
Matrix:	AQ - Ground Water	**Date Received:**	05/09/12
Method:	SW846 8260B	**Percent Solids:**	n/a
Project:	LMC Utica, 525 French Road, Utica, NY		

	File ID	DF	Analyzed	By	Prep Date	Prep Batch	Analytical Batch
Run #1	G116989.D	1	05/10/12	AT	n/a	n/a	MSG4691
Run #2							

	Purge Volume
Run #1	5.0 ml
Run #2	

VOA 8260 List

CAS No.	Compound	Result	RL	MDL	Units	Q
67-64-1	Acetone	8.4	5.0	4.1	ug/l	
71-43-2	Benzene	ND	0.50	0.46	ug/l	
108-86-1	Bromobenzene	ND	5.0	0.99	ug/l	
74-97-5	Bromochloromethane	ND	5.0	0.92	ug/l	
75-27-4	Bromodichloromethane	ND	1.0	0.49	ug/l	
75-25-2	Bromoform	ND	1.0	0.71	ug/l	
74-83-9	Bromomethane	ND	2.0	1.3	ug/l	
78-93-3	2-Butanone (MEK)	ND	5.0	2.7	ug/l	
104-51-8	n-Butylbenzene	ND	5.0	1.1	ug/l	
135-98-8	sec-Butylbenzene	ND	5.0	1.0	ug/l	
98-06-6	tert-Butylbenzene	ND	5.0	0.82	ug/l	
75-15-0	Carbon disulfide	ND	5.0	0.62	ug/l	
56-23-5	Carbon tetrachloride	ND	1.0	0.58	ug/l	
108-90-7	Chlorobenzene	ND	1.0	0.44	ug/l	
75-00-3	Chloroethane	ND	2.0	0.32	ug/l	
67-66-3	Chloroform	ND	1.0	0.58	ug/l	
74-87-3	Chloromethane	ND	2.0	0.71	ug/l	
95-49-8	o-Chlorotoluene	ND	5.0	1.1	ug/l	
106-43-4	p-Chlorotoluene	ND	5.0	0.98	ug/l	
96-12-8	1,2-Dibromo-3-chloropropane	ND	5.0	1.6	ug/l	
124-48-1	Dibromochloromethane	ND	1.0	0.89	ug/l	
106-93-4	1,2-Dibromoethane	ND	2.0	0.48	ug/l	
95-50-1	1,2-Dichlorobenzene	ND	1.0	0.41	ug/l	
541-73-1	1,3-Dichlorobenzene	ND	1.0	0.44	ug/l	
106-46-7	1,4-Dichlorobenzene	ND	1.0	0.42	ug/l	
75-71-8	Dichlorodifluoromethane	ND	2.0	1.1	ug/l	
75-34-3	1,1-Dichloroethane	ND	1.0	0.33	ug/l	
107-06-2	1,2-Dichloroethane	ND	1.0	0.44	ug/l	
75-35-4	1,1-Dichloroethene	ND	1.0	0.80	ug/l	
156-59-2	cis-1,2-Dichloroethene	ND	1.0	0.69	ug/l	
156-60-5	trans-1,2-Dichloroethene	ND	1.0	0.64	ug/l	
78-87-5	1,2-Dichloropropane	ND	2.0	0.71	ug/l	

ND = Not detected MDL - Method Detection Limit
RL = Reporting Limit
E = Indicates value exceeds calibration range
J = Indicates an estimated value
B = Indicates analyte found in associated method blank
N = Indicates presumptive evidence of a compound

Report of Analysis

Client Sample ID: MW-5
Lab Sample ID: MC10370-7
Matrix: AQ - Ground Water
Method: SW846 8260B
Project: LMC Utica, 525 French Road, Utica, NY

Date Sampled: 05/08/12
Date Received: 05/09/12
Percent Solids: n/a

VOA 8260 List

CAS No.	Compound	Result	RL	MDL	Units	Q
142-28-9	1,3-Dichloropropane	ND	5.0	0.75	ug/l	
594-20-7	2,2-Dichloropropane	ND	5.0	5.0	ug/l	
563-58-6	1,1-Dichloropropene	ND	5.0	0.78	ug/l	
10061-01-5	cis-1,3-Dichloropropene	ND	0.50	0.41	ug/l	
10061-02-6	trans-1,3-Dichloropropene	ND	0.50	0.49	ug/l	
100-41-4	Ethylbenzene	ND	1.0	0.80	ug/l	
87-68-3	Hexachlorobutadiene	ND	5.0	1.2	ug/l	
591-78-6	2-Hexanone	ND	5.0	1.3	ug/l	
74-88-4	Iodomethane	ND	5.0	1.3	ug/l	
98-82-8	Isopropylbenzene	ND	5.0	0.94	ug/l	
99-87-6	p-Isopropyltoluene	ND	5.0	0.88	ug/l	
1634-04-4	Methyl Tert Butyl Ether	ND	1.0	0.61	ug/l	
108-10-1	4-Methyl-2-pentanone (MIBK)	ND	5.0	0.76	ug/l	
74-95-3	Methylene bromide	ND	5.0	0.52	ug/l	
75-09-2	Methylene chloride	ND	2.0	0.99	ug/l	
91-20-3	Naphthalene	ND	5.0	0.70	ug/l	
103-65-1	n-Propylbenzene	ND	5.0	0.89	ug/l	
100-42-5	Styrene	ND	5.0	0.97	ug/l	
630-20-6	1,1,1,2-Tetrachloroethane	ND	5.0	0.83	ug/l	
79-34-5	1,1,2,2-Tetrachloroethane	ND	1.0	0.79	ug/l	
127-18-4	Tetrachloroethene	ND	1.0	0.36	ug/l	
108-88-3	Toluene	ND	1.0	0.59	ug/l	
87-61-6	1,2,3-Trichlorobenzene	ND	5.0	1.1	ug/l	
120-82-1	1,2,4-Trichlorobenzene	ND	5.0	1.0	ug/l	
71-55-6	1,1,1-Trichloroethane	ND	1.0	0.55	ug/l	
79-00-5	1,1,2-Trichloroethane	ND	1.0	0.74	ug/l	
79-01-6	Trichloroethene	ND	1.0	0.75	ug/l	
75-69-4	Trichlorofluoromethane	ND	1.0	0.40	ug/l	
96-18-4	1,2,3-Trichloropropane	ND	5.0	0.70	ug/l	
95-63-6	1,2,4-Trimethylbenzene	ND	5.0	0.98	ug/l	
108-67-8	1,3,5-Trimethylbenzene	ND	5.0	0.90	ug/l	
108-05-4	Vinyl Acetate	ND	5.0	1.1	ug/l	
75-01-4	Vinyl chloride	ND	1.0	0.82	ug/l	
	m,p-Xylene	ND	1.0	0.90	ug/l	
95-47-6	o-Xylene	ND	1.0	0.32	ug/l	
1330-20-7	Xylene (total)	ND	1.0	0.32	ug/l	

CAS No.	Surrogate Recoveries	Run# 1	Run# 2	Limits
1868-53-7	Dibromofluoromethane	118%		70-130%

ND = Not detected MDL - Method Detection Limit
RL = Reporting Limit
E = Indicates value exceeds calibration range
J = Indicates an estimated value
B = Indicates analyte found in associated method blank
N = Indicates presumptive evidence of a compound

Report of Analysis

Client Sample ID:	MW-5		
Lab Sample ID:	MC10370-7	**Date Sampled:**	05/08/12
Matrix:	AQ - Ground Water	**Date Received:**	05/09/12
Method:	SW846 8260B	**Percent Solids:**	n/a
Project:	LMC Utica, 525 French Road, Utica, NY		

VOA 8260 List

CAS No.	Surrogate Recoveries	Run# 1	Run# 2	Limits
2037-26-5	Toluene-D8	119%		70-130%
460-00-4	4-Bromofluorobenzene	116%		70-130%

ND = Not detected MDL - Method Detection Limit
RL = Reporting Limit
E = Indicates value exceeds calibration range

J = Indicates an estimated value
B = Indicates analyte found in associated method blank
N = Indicates presumptive evidence of a compound

Accutest Laboratories

Report of Analysis

Client Sample ID:	PW-1		
Lab Sample ID:	MC10370-8	**Date Sampled:**	05/08/12
Matrix:	AQ - Ground Water	**Date Received:**	05/09/12
Method:	SW846 8260B	**Percent Solids:**	n/a
Project:	LMC Utica, 525 French Road, Utica, NY		

	File ID	DF	Analyzed	By	Prep Date	Prep Batch	Analytical Batch
Run #1	G116990.D	1	05/10/12	AT	n/a	n/a	MSG4691
Run #2							

	Purge Volume
Run #1	5.0 ml
Run #2	

VOA 8260 List

CAS No.	Compound	Result	RL	MDL	Units	Q
67-64-1	Acetone	8.5	5.0	4.1	ug/l	
71-43-2	Benzene	ND	0.50	0.46	ug/l	
108-86-1	Bromobenzene	ND	5.0	0.99	ug/l	
74-97-5	Bromochloromethane	ND	5.0	0.92	ug/l	
75-27-4	Bromodichloromethane	ND	1.0	0.49	ug/l	
75-25-2	Bromoform	ND	1.0	0.71	ug/l	
74-83-9	Bromomethane	ND	2.0	1.3	ug/l	
78-93-3	2-Butanone (MEK)	ND	5.0	2.7	ug/l	
104-51-8	n-Butylbenzene	ND	5.0	1.1	ug/l	
135-98-8	sec-Butylbenzene	ND	5.0	1.0	ug/l	
98-06-6	tert-Butylbenzene	ND	5.0	0.82	ug/l	
75-15-0	Carbon disulfide	ND	5.0	0.62	ug/l	
56-23-5	Carbon tetrachloride	ND	1.0	0.58	ug/l	
108-90-7	Chlorobenzene	ND	1.0	0.44	ug/l	
75-00-3	Chloroethane	ND	2.0	0.32	ug/l	
67-66-3	Chloroform	ND	1.0	0.58	ug/l	
74-87-3	Chloromethane	ND	2.0	0.71	ug/l	
95-49-8	o-Chlorotoluene	ND	5.0	1.1	ug/l	
106-43-4	p-Chlorotoluene	ND	5.0	0.98	ug/l	
96-12-8	1,2-Dibromo-3-chloropropane	ND	5.0	1.6	ug/l	
124-48-1	Dibromochloromethane	ND	1.0	0.89	ug/l	
106-93-4	1,2-Dibromoethane	ND	2.0	0.48	ug/l	
95-50-1	1,2-Dichlorobenzene	ND	1.0	0.41	ug/l	
541-73-1	1,3-Dichlorobenzene	ND	1.0	0.44	ug/l	
106-46-7	1,4-Dichlorobenzene	ND	1.0	0.42	ug/l	
75-71-8	Dichlorodifluoromethane	ND	2.0	1.1	ug/l	
75-34-3	1,1-Dichloroethane	ND	1.0	0.33	ug/l	
107-06-2	1,2-Dichloroethane	ND	1.0	0.44	ug/l	
75-35-4	1,1-Dichloroethene	ND	1.0	0.80	ug/l	
156-59-2	cis-1,2-Dichloroethene	0.88	1.0	0.69	ug/l	J
156-60-5	trans-1,2-Dichloroethene	ND	1.0	0.64	ug/l	
78-87-5	1,2-Dichloropropane	ND	2.0	0.71	ug/l	

ND = Not detected MDL - Method Detection Limit
RL = Reporting Limit
E = Indicates value exceeds calibration range
J = Indicates an estimated value
B = Indicates analyte found in associated method blank
N = Indicates presumptive evidence of a compound

Report of Analysis

Client Sample ID: PW-1
Lab Sample ID: MC10370-8
Matrix: AQ - Ground Water
Method: SW846 8260B
Project: LMC Utica, 525 French Road, Utica, NY

Date Sampled: 05/08/12
Date Received: 05/09/12
Percent Solids: n/a

VOA 8260 List

CAS No.	Compound	Result	RL	MDL	Units	Q
142-28-9	1,3-Dichloropropane	ND	5.0	0.75	ug/l	
594-20-7	2,2-Dichloropropane	ND	5.0	5.0	ug/l	
563-58-6	1,1-Dichloropropene	ND	5.0	0.78	ug/l	
10061-01-5	cis-1,3-Dichloropropene	ND	0.50	0.41	ug/l	
10061-02-6	trans-1,3-Dichloropropene	ND	0.50	0.49	ug/l	
100-41-4	Ethylbenzene	ND	1.0	0.80	ug/l	
87-68-3	Hexachlorobutadiene	ND	5.0	1.2	ug/l	
591-78-6	2-Hexanone	ND	5.0	1.3	ug/l	
74-88-4	Iodomethane	ND	5.0	1.3	ug/l	
98-82-8	Isopropylbenzene	ND	5.0	0.94	ug/l	
99-87-6	p-Isopropyltoluene	ND	5.0	0.88	ug/l	
1634-04-4	Methyl Tert Butyl Ether	ND	1.0	0.61	ug/l	
108-10-1	4-Methyl-2-pentanone (MIBK)	ND	5.0	0.76	ug/l	
74-95-3	Methylene bromide	ND	5.0	0.52	ug/l	
75-09-2	Methylene chloride	ND	2.0	0.99	ug/l	
91-20-3	Naphthalene	ND	5.0	0.70	ug/l	
103-65-1	n-Propylbenzene	ND	5.0	0.89	ug/l	
100-42-5	Styrene	ND	5.0	0.97	ug/l	
630-20-6	1,1,1,2-Tetrachloroethane	ND	5.0	0.83	ug/l	
79-34-5	1,1,2,2-Tetrachloroethane	ND	1.0	0.79	ug/l	
127-18-4	Tetrachloroethene	ND	1.0	0.36	ug/l	
108-88-3	Toluene	ND	1.0	0.59	ug/l	
87-61-6	1,2,3-Trichlorobenzene	ND	5.0	1.1	ug/l	
120-82-1	1,2,4-Trichlorobenzene	ND	5.0	1.0	ug/l	
71-55-6	1,1,1-Trichloroethane	ND	1.0	0.55	ug/l	
79-00-5	1,1,2-Trichloroethane	ND	1.0	0.74	ug/l	
79-01-6	Trichloroethene	ND	1.0	0.75	ug/l	
75-69-4	Trichlorofluoromethane	ND	1.0	0.40	ug/l	
96-18-4	1,2,3-Trichloropropane	ND	5.0	0.70	ug/l	
95-63-6	1,2,4-Trimethylbenzene	ND	5.0	0.98	ug/l	
108-67-8	1,3,5-Trimethylbenzene	ND	5.0	0.90	ug/l	
108-05-4	Vinyl Acetate	ND	5.0	1.1	ug/l	
75-01-4	Vinyl chloride	ND	1.0	0.82	ug/l	
	m,p-Xylene	ND	1.0	0.90	ug/l	
95-47-6	o-Xylene	ND	1.0	0.32	ug/l	
1330-20-7	Xylene (total)	ND	1.0	0.32	ug/l	

CAS No.	Surrogate Recoveries	Run# 1	Run# 2	Limits
1868-53-7	Dibromofluoromethane	123%		70-130%

ND = Not detected MDL - Method Detection Limit
RL = Reporting Limit
E = Indicates value exceeds calibration range
J = Indicates an estimated value
B = Indicates analyte found in associated method blank
N = Indicates presumptive evidence of a compound

Report of Analysis

Client Sample ID:	PW-1		
Lab Sample ID:	MC10370-8	**Date Sampled:**	05/08/12
Matrix:	AQ - Ground Water	**Date Received:**	05/09/12
Method:	SW846 8260B	**Percent Solids:**	n/a
Project:	LMC Utica, 525 French Road, Utica, NY		

VOA 8260 List

CAS No.	Surrogate Recoveries	Run# 1	Run# 2	Limits
2037-26-5	Toluene-D8	119%		70-130%
460-00-4	4-Bromofluorobenzene	114%		70-130%

ND = Not detected MDL - Method Detection Limit
RL = Reporting Limit
E = Indicates value exceeds calibration range

J = Indicates an estimated value
B = Indicates analyte found in associated method blank
N = Indicates presumptive evidence of a compound

Accutest Laboratories

Report of Analysis

Client Sample ID:	PZ-1		
Lab Sample ID:	MC10370-9	**Date Sampled:**	05/08/12
Matrix:	AQ - Ground Water	**Date Received:**	05/09/12
Method:	SW846 8260B	**Percent Solids:**	n/a
Project:	LMC Utica, 525 French Road, Utica, NY		

	File ID	DF	Analyzed	By	Prep Date	Prep Batch	Analytical Batch
Run #1	G116991.D	1	05/10/12	AT	n/a	n/a	MSG4691
Run #2							

	Purge Volume
Run #1	5.0 ml
Run #2	

VOA 8260 List

CAS No.	Compound	Result	RL	MDL	Units	Q
67-64-1	Acetone	ND	5.0	4.1	ug/l	
71-43-2	Benzene	ND	0.50	0.46	ug/l	
108-86-1	Bromobenzene	ND	5.0	0.99	ug/l	
74-97-5	Bromochloromethane	ND	5.0	0.92	ug/l	
75-27-4	Bromodichloromethane	ND	1.0	0.49	ug/l	
75-25-2	Bromoform	ND	1.0	0.71	ug/l	
74-83-9	Bromomethane	ND	2.0	1.3	ug/l	
78-93-3	2-Butanone (MEK)	ND	5.0	2.7	ug/l	
104-51-8	n-Butylbenzene	ND	5.0	1.1	ug/l	
135-98-8	sec-Butylbenzene	ND	5.0	1.0	ug/l	
98-06-6	tert-Butylbenzene	ND	5.0	0.82	ug/l	
75-15-0	Carbon disulfide	ND	5.0	0.62	ug/l	
56-23-5	Carbon tetrachloride	ND	1.0	0.58	ug/l	
108-90-7	Chlorobenzene	ND	1.0	0.44	ug/l	
75-00-3	Chloroethane	ND	2.0	0.32	ug/l	
67-66-3	Chloroform	ND	1.0	0.58	ug/l	
74-87-3	Chloromethane	ND	2.0	0.71	ug/l	
95-49-8	o-Chlorotoluene	ND	5.0	1.1	ug/l	
106-43-4	p-Chlorotoluene	ND	5.0	0.98	ug/l	
96-12-8	1,2-Dibromo-3-chloropropane	ND	5.0	1.6	ug/l	
124-48-1	Dibromochloromethane	ND	1.0	0.89	ug/l	
106-93-4	1,2-Dibromoethane	ND	2.0	0.48	ug/l	
95-50-1	1,2-Dichlorobenzene	ND	1.0	0.41	ug/l	
541-73-1	1,3-Dichlorobenzene	ND	1.0	0.44	ug/l	
106-46-7	1,4-Dichlorobenzene	ND	1.0	0.42	ug/l	
75-71-8	Dichlorodifluoromethane	ND	2.0	1.1	ug/l	
75-34-3	1,1-Dichloroethane	ND	1.0	0.33	ug/l	
107-06-2	1,2-Dichloroethane	ND	1.0	0.44	ug/l	
75-35-4	1,1-Dichloroethene	ND	1.0	0.80	ug/l	
156-59-2	cis-1,2-Dichloroethene	1.2	1.0	0.69	ug/l	
156-60-5	trans-1,2-Dichloroethene	ND	1.0	0.64	ug/l	
78-87-5	1,2-Dichloropropane	ND	2.0	0.71	ug/l	

ND = Not detected MDL - Method Detection Limit
RL = Reporting Limit
E = Indicates value exceeds calibration range
J = Indicates an estimated value
B = Indicates analyte found in associated method blank
N = Indicates presumptive evidence of a compound

Report of Analysis

Client Sample ID: PZ-1
Lab Sample ID: MC10370-9
Matrix: AQ - Ground Water
Method: SW846 8260B
Project: LMC Utica, 525 French Road, Utica, NY

Date Sampled: 05/08/12
Date Received: 05/09/12
Percent Solids: n/a

VOA 8260 List

CAS No.	Compound	Result	RL	MDL	Units	Q
142-28-9	1,3-Dichloropropane	ND	5.0	0.75	ug/l	
594-20-7	2,2-Dichloropropane	ND	5.0	5.0	ug/l	
563-58-6	1,1-Dichloropropene	ND	5.0	0.78	ug/l	
10061-01-5	cis-1,3-Dichloropropene	ND	0.50	0.41	ug/l	
10061-02-6	trans-1,3-Dichloropropene	ND	0.50	0.49	ug/l	
100-41-4	Ethylbenzene	ND	1.0	0.80	ug/l	
87-68-3	Hexachlorobutadiene	ND	5.0	1.2	ug/l	
591-78-6	2-Hexanone	ND	5.0	1.3	ug/l	
74-88-4	Iodomethane	ND	5.0	1.3	ug/l	
98-82-8	Isopropylbenzene	ND	5.0	0.94	ug/l	
99-87-6	p-Isopropyltoluene	ND	5.0	0.88	ug/l	
1634-04-4	Methyl Tert Butyl Ether	ND	1.0	0.61	ug/l	
108-10-1	4-Methyl-2-pentanone (MIBK)	ND	5.0	0.76	ug/l	
74-95-3	Methylene bromide	ND	5.0	0.52	ug/l	
75-09-2	Methylene chloride	ND	2.0	0.99	ug/l	
91-20-3	Naphthalene	ND	5.0	0.70	ug/l	
103-65-1	n-Propylbenzene	ND	5.0	0.89	ug/l	
100-42-5	Styrene	ND	5.0	0.97	ug/l	
630-20-6	1,1,1,2-Tetrachloroethane	ND	5.0	0.83	ug/l	
79-34-5	1,1,2,2-Tetrachloroethane	ND	1.0	0.79	ug/l	
127-18-4	Tetrachloroethene	ND	1.0	0.36	ug/l	
108-88-3	Toluene	ND	1.0	0.59	ug/l	
87-61-6	1,2,3-Trichlorobenzene	ND	5.0	1.1	ug/l	
120-82-1	1,2,4-Trichlorobenzene	ND	5.0	1.0	ug/l	
71-55-6	1,1,1-Trichloroethane	ND	1.0	0.55	ug/l	
79-00-5	1,1,2-Trichloroethane	ND	1.0	0.74	ug/l	
79-01-6	Trichloroethene	ND	1.0	0.75	ug/l	
75-69-4	Trichlorofluoromethane	ND	1.0	0.40	ug/l	
96-18-4	1,2,3-Trichloropropane	ND	5.0	0.70	ug/l	
95-63-6	1,2,4-Trimethylbenzene	ND	5.0	0.98	ug/l	
108-67-8	1,3,5-Trimethylbenzene	ND	5.0	0.90	ug/l	
108-05-4	Vinyl Acetate	ND	5.0	1.1	ug/l	
75-01-4	Vinyl chloride	ND	1.0	0.82	ug/l	
	m,p-Xylene	ND	1.0	0.90	ug/l	
95-47-6	o-Xylene	ND	1.0	0.32	ug/l	
1330-20-7	Xylene (total)	ND	1.0	0.32	ug/l	

CAS No.	Surrogate Recoveries	Run# 1	Run# 2	Limits
1868-53-7	Dibromofluoromethane	123%		70-130%

ND = Not detected MDL - Method Detection Limit
RL = Reporting Limit
E = Indicates value exceeds calibration range
J = Indicates an estimated value
B = Indicates analyte found in associated method blank
N = Indicates presumptive evidence of a compound

Report of Analysis

Client Sample ID:	PZ-1		
Lab Sample ID:	MC10370-9	**Date Sampled:**	05/08/12
Matrix:	AQ - Ground Water	**Date Received:**	05/09/12
Method:	SW846 8260B	**Percent Solids:**	n/a
Project:	LMC Utica, 525 French Road, Utica, NY		

VOA 8260 List

CAS No.	Surrogate Recoveries	Run# 1	Run# 2	Limits
2037-26-5	Toluene-D8	121%		70-130%
460-00-4	4-Bromofluorobenzene	118%		70-130%

ND = Not detected MDL - Method Detection Limit
RL = Reporting Limit
E = Indicates value exceeds calibration range

J = Indicates an estimated value
B = Indicates analyte found in associated method blank
N = Indicates presumptive evidence of a compound

Accutest Laboratories

Report of Analysis

Client Sample ID:	PZ-2		
Lab Sample ID:	MC10370-10	**Date Sampled:**	05/08/12
Matrix:	AQ - Ground Water	**Date Received:**	05/09/12
Method:	SW846 8260B	**Percent Solids:**	n/a
Project:	LMC Utica, 525 French Road, Utica, NY		

	File ID	DF	Analyzed	By	Prep Date	Prep Batch	Analytical Batch
Run #1	G116992.D	1	05/10/12	AT	n/a	n/a	MSG4691
Run #2							

	Purge Volume
Run #1	5.0 ml
Run #2	

VOA 8260 List

CAS No.	Compound	Result	RL	MDL	Units	Q
67-64-1	Acetone	ND	5.0	4.1	ug/l	
71-43-2	Benzene	ND	0.50	0.46	ug/l	
108-86-1	Bromobenzene	ND	5.0	0.99	ug/l	
74-97-5	Bromochloromethane	ND	5.0	0.92	ug/l	
75-27-4	Bromodichloromethane	ND	1.0	0.49	ug/l	
75-25-2	Bromoform	ND	1.0	0.71	ug/l	
74-83-9	Bromomethane	ND	2.0	1.3	ug/l	
78-93-3	2-Butanone (MEK)	ND	5.0	2.7	ug/l	
104-51-8	n-Butylbenzene	ND	5.0	1.1	ug/l	
135-98-8	sec-Butylbenzene	ND	5.0	1.0	ug/l	
98-06-6	tert-Butylbenzene	ND	5.0	0.82	ug/l	
75-15-0	Carbon disulfide	ND	5.0	0.62	ug/l	
56-23-5	Carbon tetrachloride	ND	1.0	0.58	ug/l	
108-90-7	Chlorobenzene	ND	1.0	0.44	ug/l	
75-00-3	Chloroethane	ND	2.0	0.32	ug/l	
67-66-3	Chloroform	ND	1.0	0.58	ug/l	
74-87-3	Chloromethane	ND	2.0	0.71	ug/l	
95-49-8	o-Chlorotoluene	ND	5.0	1.1	ug/l	
106-43-4	p-Chlorotoluene	ND	5.0	0.98	ug/l	
96-12-8	1,2-Dibromo-3-chloropropane	ND	5.0	1.6	ug/l	
124-48-1	Dibromochloromethane	ND	1.0	0.89	ug/l	
106-93-4	1,2-Dibromoethane	ND	2.0	0.48	ug/l	
95-50-1	1,2-Dichlorobenzene	ND	1.0	0.41	ug/l	
541-73-1	1,3-Dichlorobenzene	ND	1.0	0.44	ug/l	
106-46-7	1,4-Dichlorobenzene	ND	1.0	0.42	ug/l	
75-71-8	Dichlorodifluoromethane	ND	2.0	1.1	ug/l	
75-34-3	1,1-Dichloroethane	ND	1.0	0.33	ug/l	
107-06-2	1,2-Dichloroethane	ND	1.0	0.44	ug/l	
75-35-4	1,1-Dichloroethene	ND	1.0	0.80	ug/l	
156-59-2	cis-1,2-Dichloroethene	ND	1.0	0.69	ug/l	
156-60-5	trans-1,2-Dichloroethene	ND	1.0	0.64	ug/l	
78-87-5	1,2-Dichloropropane	ND	2.0	0.71	ug/l	

ND = Not detected MDL - Method Detection Limit
RL = Reporting Limit
E = Indicates value exceeds calibration range
J = Indicates an estimated value
B = Indicates analyte found in associated method blank
N = Indicates presumptive evidence of a compound

Report of Analysis

Client Sample ID: PZ-2
Lab Sample ID: MC10370-10
Matrix: AQ - Ground Water
Method: SW846 8260B
Project: LMC Utica, 525 French Road, Utica, NY

Date Sampled: 05/08/12
Date Received: 05/09/12
Percent Solids: n/a

VOA 8260 List

CAS No.	Compound	Result	RL	MDL	Units	Q
142-28-9	1,3-Dichloropropane	ND	5.0	0.75	ug/l	
594-20-7	2,2-Dichloropropane	ND	5.0	5.0	ug/l	
563-58-6	1,1-Dichloropropene	ND	5.0	0.78	ug/l	
10061-01-5	cis-1,3-Dichloropropene	ND	0.50	0.41	ug/l	
10061-02-6	trans-1,3-Dichloropropene	ND	0.50	0.49	ug/l	
100-41-4	Ethylbenzene	ND	1.0	0.80	ug/l	
87-68-3	Hexachlorobutadiene	ND	5.0	1.2	ug/l	
591-78-6	2-Hexanone	ND	5.0	1.3	ug/l	
74-88-4	Iodomethane	ND	5.0	1.3	ug/l	
98-82-8	Isopropylbenzene	ND	5.0	0.94	ug/l	
99-87-6	p-Isopropyltoluene	ND	5.0	0.88	ug/l	
1634-04-4	Methyl Tert Butyl Ether	ND	1.0	0.61	ug/l	
108-10-1	4-Methyl-2-pentanone (MIBK)	ND	5.0	0.76	ug/l	
74-95-3	Methylene bromide	ND	5.0	0.52	ug/l	
75-09-2	Methylene chloride	ND	2.0	0.99	ug/l	
91-20-3	Naphthalene	ND	5.0	0.70	ug/l	
103-65-1	n-Propylbenzene	ND	5.0	0.89	ug/l	
100-42-5	Styrene	ND	5.0	0.97	ug/l	
630-20-6	1,1,1,2-Tetrachloroethane	ND	5.0	0.83	ug/l	
79-34-5	1,1,2,2-Tetrachloroethane	ND	1.0	0.79	ug/l	
127-18-4	Tetrachloroethene	ND	1.0	0.36	ug/l	
108-88-3	Toluene	ND	1.0	0.59	ug/l	
87-61-6	1,2,3-Trichlorobenzene	ND	5.0	1.1	ug/l	
120-82-1	1,2,4-Trichlorobenzene	ND	5.0	1.0	ug/l	
71-55-6	1,1,1-Trichloroethane	ND	1.0	0.55	ug/l	
79-00-5	1,1,2-Trichloroethane	ND	1.0	0.74	ug/l	
79-01-6	Trichloroethene	ND	1.0	0.75	ug/l	
75-69-4	Trichlorofluoromethane	ND	1.0	0.40	ug/l	
96-18-4	1,2,3-Trichloropropane	ND	5.0	0.70	ug/l	
95-63-6	1,2,4-Trimethylbenzene	ND	5.0	0.98	ug/l	
108-67-8	1,3,5-Trimethylbenzene	ND	5.0	0.90	ug/l	
108-05-4	Vinyl Acetate	ND	5.0	1.1	ug/l	
75-01-4	Vinyl chloride	ND	1.0	0.82	ug/l	
	m,p-Xylene	ND	1.0	0.90	ug/l	
95-47-6	o-Xylene	ND	1.0	0.32	ug/l	
1330-20-7	Xylene (total)	ND	1.0	0.32	ug/l	

CAS No.	Surrogate Recoveries	Run# 1	Run# 2	Limits
1868-53-7	Dibromofluoromethane	122%		70-130%

ND = Not detected MDL - Method Detection Limit
RL = Reporting Limit
E = Indicates value exceeds calibration range
J = Indicates an estimated value
B = Indicates analyte found in associated method blank
N = Indicates presumptive evidence of a compound

Report of Analysis

Client Sample ID:	PZ-2		
Lab Sample ID:	MC10370-10	**Date Sampled:**	05/08/12
Matrix:	AQ - Ground Water	**Date Received:**	05/09/12
Method:	SW846 8260B	**Percent Solids:**	n/a
Project:	LMC Utica, 525 French Road, Utica, NY		

VOA 8260 List

CAS No.	Surrogate Recoveries	Run# 1	Run# 2	Limits
2037-26-5	Toluene-D8	116%		70-130%
460-00-4	4-Bromofluorobenzene	115%		70-130%

ND = Not detected MDL - Method Detection Limit
RL = Reporting Limit
E = Indicates value exceeds calibration range

J = Indicates an estimated value
B = Indicates analyte found in associated method blank
N = Indicates presumptive evidence of a compound

Accutest Laboratories

Report of Analysis

Client Sample ID:	MW-22		
Lab Sample ID:	MC10370-11	**Date Sampled:**	05/08/12
Matrix:	AQ - Ground Water	**Date Received:**	05/09/12
Method:	SW846 8260B	**Percent Solids:**	n/a
Project:	LMC Utica, 525 French Road, Utica, NY		

	File ID	DF	Analyzed	By	Prep Date	Prep Batch	Analytical Batch
Run #1	G116993.D	1	05/10/12	AT	n/a	n/a	MSG4691
Run #2							

	Purge Volume
Run #1	5.0 ml
Run #2	

VOA 8260 List

CAS No.	Compound	Result	RL	MDL	Units	Q
67-64-1	Acetone	7.1	5.0	4.1	ug/l	
71-43-2	Benzene	ND	0.50	0.46	ug/l	
108-86-1	Bromobenzene	ND	5.0	0.99	ug/l	
74-97-5	Bromochloromethane	ND	5.0	0.92	ug/l	
75-27-4	Bromodichloromethane	ND	1.0	0.49	ug/l	
75-25-2	Bromoform	ND	1.0	0.71	ug/l	
74-83-9	Bromomethane	ND	2.0	1.3	ug/l	
78-93-3	2-Butanone (MEK)	ND	5.0	2.7	ug/l	
104-51-8	n-Butylbenzene	ND	5.0	1.1	ug/l	
135-98-8	sec-Butylbenzene	ND	5.0	1.0	ug/l	
98-06-6	tert-Butylbenzene	ND	5.0	0.82	ug/l	
75-15-0	Carbon disulfide	ND	5.0	0.62	ug/l	
56-23-5	Carbon tetrachloride	ND	1.0	0.58	ug/l	
108-90-7	Chlorobenzene	ND	1.0	0.44	ug/l	
75-00-3	Chloroethane	ND	2.0	0.32	ug/l	
67-66-3	Chloroform	ND	1.0	0.58	ug/l	
74-87-3	Chloromethane	ND	2.0	0.71	ug/l	
95-49-8	o-Chlorotoluene	ND	5.0	1.1	ug/l	
106-43-4	p-Chlorotoluene	ND	5.0	0.98	ug/l	
96-12-8	1,2-Dibromo-3-chloropropane	ND	5.0	1.6	ug/l	
124-48-1	Dibromochloromethane	ND	1.0	0.89	ug/l	
106-93-4	1,2-Dibromoethane	ND	2.0	0.48	ug/l	
95-50-1	1,2-Dichlorobenzene	ND	1.0	0.41	ug/l	
541-73-1	1,3-Dichlorobenzene	ND	1.0	0.44	ug/l	
106-46-7	1,4-Dichlorobenzene	ND	1.0	0.42	ug/l	
75-71-8	Dichlorodifluoromethane	ND	2.0	1.1	ug/l	
75-34-3	1,1-Dichloroethane	ND	1.0	0.33	ug/l	
107-06-2	1,2-Dichloroethane	ND	1.0	0.44	ug/l	
75-35-4	1,1-Dichloroethene	ND	1.0	0.80	ug/l	
156-59-2	cis-1,2-Dichloroethene	ND	1.0	0.69	ug/l	
156-60-5	trans-1,2-Dichloroethene	ND	1.0	0.64	ug/l	
78-87-5	1,2-Dichloropropane	ND	2.0	0.71	ug/l	

ND = Not detected MDL - Method Detection Limit
RL = Reporting Limit
E = Indicates value exceeds calibration range
J = Indicates an estimated value
B = Indicates analyte found in associated method blank
N = Indicates presumptive evidence of a compound

Report of Analysis

Client Sample ID: MW-22
Lab Sample ID: MC10370-11
Matrix: AQ - Ground Water
Method: SW846 8260B
Project: LMC Utica, 525 French Road, Utica, NY

Date Sampled: 05/08/12
Date Received: 05/09/12
Percent Solids: n/a

VOA 8260 List

CAS No.	Compound	Result	RL	MDL	Units	Q
142-28-9	1,3-Dichloropropane	ND	5.0	0.75	ug/l	
594-20-7	2,2-Dichloropropane	ND	5.0	5.0	ug/l	
563-58-6	1,1-Dichloropropene	ND	5.0	0.78	ug/l	
10061-01-5	cis-1,3-Dichloropropene	ND	0.50	0.41	ug/l	
10061-02-6	trans-1,3-Dichloropropene	ND	0.50	0.49	ug/l	
100-41-4	Ethylbenzene	ND	1.0	0.80	ug/l	
87-68-3	Hexachlorobutadiene	ND	5.0	1.2	ug/l	
591-78-6	2-Hexanone	ND	5.0	1.3	ug/l	
74-88-4	Iodomethane	ND	5.0	1.3	ug/l	
98-82-8	Isopropylbenzene	ND	5.0	0.94	ug/l	
99-87-6	p-Isopropyltoluene	ND	5.0	0.88	ug/l	
1634-04-4	Methyl Tert Butyl Ether	ND	1.0	0.61	ug/l	
108-10-1	4-Methyl-2-pentanone (MIBK)	ND	5.0	0.76	ug/l	
74-95-3	Methylene bromide	ND	5.0	0.52	ug/l	
75-09-2	Methylene chloride	ND	2.0	0.99	ug/l	
91-20-3	Naphthalene	ND	5.0	0.70	ug/l	
103-65-1	n-Propylbenzene	ND	5.0	0.89	ug/l	
100-42-5	Styrene	ND	5.0	0.97	ug/l	
630-20-6	1,1,1,2-Tetrachloroethane	ND	5.0	0.83	ug/l	
79-34-5	1,1,2,2-Tetrachloroethane	ND	1.0	0.79	ug/l	
127-18-4	Tetrachloroethene	ND	1.0	0.36	ug/l	
108-88-3	Toluene	ND	1.0	0.59	ug/l	
87-61-6	1,2,3-Trichlorobenzene	ND	5.0	1.1	ug/l	
120-82-1	1,2,4-Trichlorobenzene	ND	5.0	1.0	ug/l	
71-55-6	1,1,1-Trichloroethane	ND	1.0	0.55	ug/l	
79-00-5	1,1,2-Trichloroethane	ND	1.0	0.74	ug/l	
79-01-6	Trichloroethene	ND	1.0	0.75	ug/l	
75-69-4	Trichlorofluoromethane	ND	1.0	0.40	ug/l	
96-18-4	1,2,3-Trichloropropane	ND	5.0	0.70	ug/l	
95-63-6	1,2,4-Trimethylbenzene	ND	5.0	0.98	ug/l	
108-67-8	1,3,5-Trimethylbenzene	ND	5.0	0.90	ug/l	
108-05-4	Vinyl Acetate	ND	5.0	1.1	ug/l	
75-01-4	Vinyl chloride	ND	1.0	0.82	ug/l	
	m,p-Xylene	ND	1.0	0.90	ug/l	
95-47-6	o-Xylene	ND	1.0	0.32	ug/l	
1330-20-7	Xylene (total)	ND	1.0	0.32	ug/l	

CAS No.	Surrogate Recoveries	Run# 1	Run# 2	Limits
1868-53-7	Dibromofluoromethane	120%		70-130%

ND = Not detected MDL - Method Detection Limit
RL = Reporting Limit
E = Indicates value exceeds calibration range
J = Indicates an estimated value
B = Indicates analyte found in associated method blank
N = Indicates presumptive evidence of a compound

Report of Analysis

Client Sample ID:	MW-22		
Lab Sample ID:	MC10370-11	**Date Sampled:**	05/08/12
Matrix:	AQ - Ground Water	**Date Received:**	05/09/12
Method:	SW846 8260B	**Percent Solids:**	n/a
Project:	LMC Utica, 525 French Road, Utica, NY		

VOA 8260 List

CAS No.	Surrogate Recoveries	Run# 1	Run# 2	Limits
2037-26-5	Toluene-D8	119%		70-130%
460-00-4	4-Bromofluorobenzene	118%		70-130%

ND = Not detected MDL - Method Detection Limit
RL = Reporting Limit
E = Indicates value exceeds calibration range

J = Indicates an estimated value
B = Indicates analyte found in associated method blank
N = Indicates presumptive evidence of a compound

Accutest Laboratories

Report of Analysis

Client Sample ID:	MW-23		
Lab Sample ID:	MC10370-12	**Date Sampled:**	05/08/12
Matrix:	AQ - Ground Water	**Date Received:**	05/09/12
Method:	SW846 8260B	**Percent Solids:**	n/a
Project:	LMC Utica, 525 French Road, Utica, NY		

	File ID	DF	Analyzed	By	Prep Date	Prep Batch	Analytical Batch
Run #1	G116994.D	1	05/10/12	AT	n/a	n/a	MSG4691
Run #2							

	Purge Volume
Run #1	5.0 ml
Run #2	

VOA 8260 List

CAS No.	Compound	Result	RL	MDL	Units	Q
67-64-1	Acetone	5.7	5.0	4.1	ug/l	
71-43-2	Benzene	ND	0.50	0.46	ug/l	
108-86-1	Bromobenzene	ND	5.0	0.99	ug/l	
74-97-5	Bromochloromethane	ND	5.0	0.92	ug/l	
75-27-4	Bromodichloromethane	ND	1.0	0.49	ug/l	
75-25-2	Bromoform	ND	1.0	0.71	ug/l	
74-83-9	Bromomethane	ND	2.0	1.3	ug/l	
78-93-3	2-Butanone (MEK)	ND	5.0	2.7	ug/l	
104-51-8	n-Butylbenzene	ND	5.0	1.1	ug/l	
135-98-8	sec-Butylbenzene	ND	5.0	1.0	ug/l	
98-06-6	tert-Butylbenzene	ND	5.0	0.82	ug/l	
75-15-0	Carbon disulfide	ND	5.0	0.62	ug/l	
56-23-5	Carbon tetrachloride	ND	1.0	0.58	ug/l	
108-90-7	Chlorobenzene	ND	1.0	0.44	ug/l	
75-00-3	Chloroethane	ND	2.0	0.32	ug/l	
67-66-3	Chloroform	ND	1.0	0.58	ug/l	
74-87-3	Chloromethane	ND	2.0	0.71	ug/l	
95-49-8	o-Chlorotoluene	ND	5.0	1.1	ug/l	
106-43-4	p-Chlorotoluene	ND	5.0	0.98	ug/l	
96-12-8	1,2-Dibromo-3-chloropropane	ND	5.0	1.6	ug/l	
124-48-1	Dibromochloromethane	ND	1.0	0.89	ug/l	
106-93-4	1,2-Dibromoethane	ND	2.0	0.48	ug/l	
95-50-1	1,2-Dichlorobenzene	ND	1.0	0.41	ug/l	
541-73-1	1,3-Dichlorobenzene	ND	1.0	0.44	ug/l	
106-46-7	1,4-Dichlorobenzene	ND	1.0	0.42	ug/l	
75-71-8	Dichlorodifluoromethane	ND	2.0	1.1	ug/l	
75-34-3	1,1-Dichloroethane	ND	1.0	0.33	ug/l	
107-06-2	1,2-Dichloroethane	ND	1.0	0.44	ug/l	
75-35-4	1,1-Dichloroethene	ND	1.0	0.80	ug/l	
156-59-2	cis-1,2-Dichloroethene	ND	1.0	0.69	ug/l	
156-60-5	trans-1,2-Dichloroethene	ND	1.0	0.64	ug/l	
78-87-5	1,2-Dichloropropane	ND	2.0	0.71	ug/l	

ND = Not detected MDL - Method Detection Limit
RL = Reporting Limit
E = Indicates value exceeds calibration range
J = Indicates an estimated value
B = Indicates analyte found in associated method blank
N = Indicates presumptive evidence of a compound

Report of Analysis

Client Sample ID: MW-23
Lab Sample ID: MC10370-12
Matrix: AQ - Ground Water
Method: SW846 8260B
Project: LMC Utica, 525 French Road, Utica, NY

Date Sampled: 05/08/12
Date Received: 05/09/12
Percent Solids: n/a

VOA 8260 List

CAS No.	Compound	Result	RL	MDL	Units	Q
142-28-9	1,3-Dichloropropane	ND	5.0	0.75	ug/l	
594-20-7	2,2-Dichloropropane	ND	5.0	5.0	ug/l	
563-58-6	1,1-Dichloropropene	ND	5.0	0.78	ug/l	
10061-01-5	cis-1,3-Dichloropropene	ND	0.50	0.41	ug/l	
10061-02-6	trans-1,3-Dichloropropene	ND	0.50	0.49	ug/l	
100-41-4	Ethylbenzene	ND	1.0	0.80	ug/l	
87-68-3	Hexachlorobutadiene	ND	5.0	1.2	ug/l	
591-78-6	2-Hexanone	ND	5.0	1.3	ug/l	
74-88-4	Iodomethane	ND	5.0	1.3	ug/l	
98-82-8	Isopropylbenzene	ND	5.0	0.94	ug/l	
99-87-6	p-Isopropyltoluene	ND	5.0	0.88	ug/l	
1634-04-4	Methyl Tert Butyl Ether	ND	1.0	0.61	ug/l	
108-10-1	4-Methyl-2-pentanone (MIBK)	ND	5.0	0.76	ug/l	
74-95-3	Methylene bromide	ND	5.0	0.52	ug/l	
75-09-2	Methylene chloride	ND	2.0	0.99	ug/l	
91-20-3	Naphthalene	ND	5.0	0.70	ug/l	
103-65-1	n-Propylbenzene	ND	5.0	0.89	ug/l	
100-42-5	Styrene	ND	5.0	0.97	ug/l	
630-20-6	1,1,1,2-Tetrachloroethane	ND	5.0	0.83	ug/l	
79-34-5	1,1,2,2-Tetrachloroethane	ND	1.0	0.79	ug/l	
127-18-4	Tetrachloroethene	ND	1.0	0.36	ug/l	
108-88-3	Toluene	ND	1.0	0.59	ug/l	
87-61-6	1,2,3-Trichlorobenzene	ND	5.0	1.1	ug/l	
120-82-1	1,2,4-Trichlorobenzene	ND	5.0	1.0	ug/l	
71-55-6	1,1,1-Trichloroethane	ND	1.0	0.55	ug/l	
79-00-5	1,1,2-Trichloroethane	ND	1.0	0.74	ug/l	
79-01-6	Trichloroethene	ND	1.0	0.75	ug/l	
75-69-4	Trichlorofluoromethane	ND	1.0	0.40	ug/l	
96-18-4	1,2,3-Trichloropropane	ND	5.0	0.70	ug/l	
95-63-6	1,2,4-Trimethylbenzene	ND	5.0	0.98	ug/l	
108-67-8	1,3,5-Trimethylbenzene	ND	5.0	0.90	ug/l	
108-05-4	Vinyl Acetate	ND	5.0	1.1	ug/l	
75-01-4	Vinyl chloride	ND	1.0	0.82	ug/l	
	m,p-Xylene	ND	1.0	0.90	ug/l	
95-47-6	o-Xylene	ND	1.0	0.32	ug/l	
1330-20-7	Xylene (total)	ND	1.0	0.32	ug/l	

CAS No.	Surrogate Recoveries	Run# 1	Run# 2	Limits
1868-53-7	Dibromofluoromethane	123%		70-130%

ND = Not detected MDL - Method Detection Limit
RL = Reporting Limit
E = Indicates value exceeds calibration range
J = Indicates an estimated value
B = Indicates analyte found in associated method blank
N = Indicates presumptive evidence of a compound

Report of Analysis

Client Sample ID:	MW-23		
Lab Sample ID:	MC10370-12	**Date Sampled:**	05/08/12
Matrix:	AQ - Ground Water	**Date Received:**	05/09/12
Method:	SW846 8260B	**Percent Solids:**	n/a
Project:	LMC Utica, 525 French Road, Utica, NY		

VOA 8260 List

CAS No.	Surrogate Recoveries	Run# 1	Run# 2	Limits
2037-26-5	Toluene-D8	117%		70-130%
460-00-4	4-Bromofluorobenzene	117%		70-130%

ND = Not detected MDL - Method Detection Limit
RL = Reporting Limit
E = Indicates value exceeds calibration range

J = Indicates an estimated value
B = Indicates analyte found in associated method blank
N = Indicates presumptive evidence of a compound

Accutest Laboratories

Report of Analysis

Client Sample ID:	MW-24		
Lab Sample ID:	MC10370-13	**Date Sampled:**	05/08/12
Matrix:	AQ - Ground Water	**Date Received:**	05/09/12
Method:	SW846 8260B	**Percent Solids:**	n/a
Project:	LMC Utica, 525 French Road, Utica, NY		

	File ID	DF	Analyzed	By	Prep Date	Prep Batch	Analytical Batch
Run #1	G116995.D	1	05/10/12	AT	n/a	n/a	MSG4691
Run #2							

	Purge Volume
Run #1	5.0 ml
Run #2	

VOA 8260 List

CAS No.	Compound	Result	RL	MDL	Units	Q
67-64-1	Acetone	5.5	5.0	4.1	ug/l	
71-43-2	Benzene	ND	0.50	0.46	ug/l	
108-86-1	Bromobenzene	ND	5.0	0.99	ug/l	
74-97-5	Bromochloromethane	ND	5.0	0.92	ug/l	
75-27-4	Bromodichloromethane	ND	1.0	0.49	ug/l	
75-25-2	Bromoform	ND	1.0	0.71	ug/l	
74-83-9	Bromomethane	ND	2.0	1.3	ug/l	
78-93-3	2-Butanone (MEK)	ND	5.0	2.7	ug/l	
104-51-8	n-Butylbenzene	ND	5.0	1.1	ug/l	
135-98-8	sec-Butylbenzene	ND	5.0	1.0	ug/l	
98-06-6	tert-Butylbenzene	ND	5.0	0.82	ug/l	
75-15-0	Carbon disulfide	ND	5.0	0.62	ug/l	
56-23-5	Carbon tetrachloride	ND	1.0	0.58	ug/l	
108-90-7	Chlorobenzene	ND	1.0	0.44	ug/l	
75-00-3	Chloroethane	ND	2.0	0.32	ug/l	
67-66-3	Chloroform	ND	1.0	0.58	ug/l	
74-87-3	Chloromethane	ND	2.0	0.71	ug/l	
95-49-8	o-Chlorotoluene	ND	5.0	1.1	ug/l	
106-43-4	p-Chlorotoluene	ND	5.0	0.98	ug/l	
96-12-8	1,2-Dibromo-3-chloropropane	ND	5.0	1.6	ug/l	
124-48-1	Dibromochloromethane	ND	1.0	0.89	ug/l	
106-93-4	1,2-Dibromoethane	ND	2.0	0.48	ug/l	
95-50-1	1,2-Dichlorobenzene	ND	1.0	0.41	ug/l	
541-73-1	1,3-Dichlorobenzene	ND	1.0	0.44	ug/l	
106-46-7	1,4-Dichlorobenzene	ND	1.0	0.42	ug/l	
75-71-8	Dichlorodifluoromethane	ND	2.0	1.1	ug/l	
75-34-3	1,1-Dichloroethane	ND	1.0	0.33	ug/l	
107-06-2	1,2-Dichloroethane	ND	1.0	0.44	ug/l	
75-35-4	1,1-Dichloroethene	ND	1.0	0.80	ug/l	
156-59-2	cis-1,2-Dichloroethene	ND	1.0	0.69	ug/l	
156-60-5	trans-1,2-Dichloroethene	ND	1.0	0.64	ug/l	
78-87-5	1,2-Dichloropropane	ND	2.0	0.71	ug/l	

ND = Not detected MDL - Method Detection Limit
RL = Reporting Limit
E = Indicates value exceeds calibration range
J = Indicates an estimated value
B = Indicates analyte found in associated method blank
N = Indicates presumptive evidence of a compound

Report of Analysis

Client Sample ID:	MW-24		
Lab Sample ID:	MC10370-13	**Date Sampled:**	05/08/12
Matrix:	AQ - Ground Water	**Date Received:**	05/09/12
Method:	SW846 8260B	**Percent Solids:**	n/a
Project:	LMC Utica, 525 French Road, Utica, NY		

VOA 8260 List

CAS No.	Compound	Result	RL	MDL	Units	Q
142-28-9	1,3-Dichloropropane	ND	5.0	0.75	ug/l	
594-20-7	2,2-Dichloropropane	ND	5.0	5.0	ug/l	
563-58-6	1,1-Dichloropropene	ND	5.0	0.78	ug/l	
10061-01-5	cis-1,3-Dichloropropene	ND	0.50	0.41	ug/l	
10061-02-6	trans-1,3-Dichloropropene	ND	0.50	0.49	ug/l	
100-41-4	Ethylbenzene	ND	1.0	0.80	ug/l	
87-68-3	Hexachlorobutadiene	ND	5.0	1.2	ug/l	
591-78-6	2-Hexanone	ND	5.0	1.3	ug/l	
74-88-4	Iodomethane	ND	5.0	1.3	ug/l	
98-82-8	Isopropylbenzene	ND	5.0	0.94	ug/l	
99-87-6	p-Isopropyltoluene	ND	5.0	0.88	ug/l	
1634-04-4	Methyl Tert Butyl Ether	ND	1.0	0.61	ug/l	
108-10-1	4-Methyl-2-pentanone (MIBK)	ND	5.0	0.76	ug/l	
74-95-3	Methylene bromide	ND	5.0	0.52	ug/l	
75-09-2	Methylene chloride	ND	2.0	0.99	ug/l	
91-20-3	Naphthalene	ND	5.0	0.70	ug/l	
103-65-1	n-Propylbenzene	ND	5.0	0.89	ug/l	
100-42-5	Styrene	ND	5.0	0.97	ug/l	
630-20-6	1,1,1,2-Tetrachloroethane	ND	5.0	0.83	ug/l	
79-34-5	1,1,2,2-Tetrachloroethane	ND	1.0	0.79	ug/l	
127-18-4	Tetrachloroethene	ND	1.0	0.36	ug/l	
108-88-3	Toluene	ND	1.0	0.59	ug/l	
87-61-6	1,2,3-Trichlorobenzene	ND	5.0	1.1	ug/l	
120-82-1	1,2,4-Trichlorobenzene	ND	5.0	1.0	ug/l	
71-55-6	1,1,1-Trichloroethane	ND	1.0	0.55	ug/l	
79-00-5	1,1,2-Trichloroethane	ND	1.0	0.74	ug/l	
79-01-6	Trichloroethene	ND	1.0	0.75	ug/l	
75-69-4	Trichlorofluoromethane	ND	1.0	0.40	ug/l	
96-18-4	1,2,3-Trichloropropane	ND	5.0	0.70	ug/l	
95-63-6	1,2,4-Trimethylbenzene	ND	5.0	0.98	ug/l	
108-67-8	1,3,5-Trimethylbenzene	ND	5.0	0.90	ug/l	
108-05-4	Vinyl Acetate	ND	5.0	1.1	ug/l	
75-01-4	Vinyl chloride	ND	1.0	0.82	ug/l	
	m,p-Xylene	ND	1.0	0.90	ug/l	
95-47-6	o-Xylene	ND	1.0	0.32	ug/l	
1330-20-7	Xylene (total)	ND	1.0	0.32	ug/l	

CAS No.	Surrogate Recoveries	Run# 1	Run# 2	Limits
1868-53-7	Dibromofluoromethane	123%		70-130%

ND = Not detected MDL - Method Detection Limit
RL = Reporting Limit
E = Indicates value exceeds calibration range
J = Indicates an estimated value
B = Indicates analyte found in associated method blank
N = Indicates presumptive evidence of a compound

Report of Analysis

Client Sample ID:	MW-24		
Lab Sample ID:	MC10370-13	**Date Sampled:**	05/08/12
Matrix:	AQ - Ground Water	**Date Received:**	05/09/12
Method:	SW846 8260B	**Percent Solids:**	n/a
Project:	LMC Utica, 525 French Road, Utica, NY		

VOA 8260 List

CAS No.	Surrogate Recoveries	Run# 1	Run# 2	Limits
2037-26-5	Toluene-D8	123%		70-130%
460-00-4	4-Bromofluorobenzene	116%		70-130%

ND = Not detected MDL - Method Detection Limit
RL = Reporting Limit
E = Indicates value exceeds calibration range

J = Indicates an estimated value
B = Indicates analyte found in associated method blank
N = Indicates presumptive evidence of a compound

Accutest Laboratories

Report of Analysis

Client Sample ID:	DUP-1		
Lab Sample ID:	MC10370-14	**Date Sampled:**	05/08/12
Matrix:	AQ - Ground Water	**Date Received:**	05/09/12
Method:	SW846 8260B	**Percent Solids:**	n/a
Project:	LMC Utica, 525 French Road, Utica, NY		

	File ID	DF	Analyzed	By	Prep Date	Prep Batch	Analytical Batch
Run #1	G116996.D	1	05/10/12	AT	n/a	n/a	MSG4691
Run #2							

	Purge Volume
Run #1	5.0 ml
Run #2	

VOA 8260 List

CAS No.	Compound	Result	RL	MDL	Units	Q
67-64-1	Acetone	7.0	5.0	4.1	ug/l	
71-43-2	Benzene	ND	0.50	0.46	ug/l	
108-86-1	Bromobenzene	ND	5.0	0.99	ug/l	
74-97-5	Bromochloromethane	ND	5.0	0.92	ug/l	
75-27-4	Bromodichloromethane	ND	1.0	0.49	ug/l	
75-25-2	Bromoform	ND	1.0	0.71	ug/l	
74-83-9	Bromomethane	ND	2.0	1.3	ug/l	
78-93-3	2-Butanone (MEK)	ND	5.0	2.7	ug/l	
104-51-8	n-Butylbenzene	ND	5.0	1.1	ug/l	
135-98-8	sec-Butylbenzene	ND	5.0	1.0	ug/l	
98-06-6	tert-Butylbenzene	ND	5.0	0.82	ug/l	
75-15-0	Carbon disulfide	ND	5.0	0.62	ug/l	
56-23-5	Carbon tetrachloride	ND	1.0	0.58	ug/l	
108-90-7	Chlorobenzene	ND	1.0	0.44	ug/l	
75-00-3	Chloroethane	ND	2.0	0.32	ug/l	
67-66-3	Chloroform	ND	1.0	0.58	ug/l	
74-87-3	Chloromethane	ND	2.0	0.71	ug/l	
95-49-8	o-Chlorotoluene	ND	5.0	1.1	ug/l	
106-43-4	p-Chlorotoluene	ND	5.0	0.98	ug/l	
96-12-8	1,2-Dibromo-3-chloropropane	ND	5.0	1.6	ug/l	
124-48-1	Dibromochloromethane	ND	1.0	0.89	ug/l	
106-93-4	1,2-Dibromoethane	ND	2.0	0.48	ug/l	
95-50-1	1,2-Dichlorobenzene	ND	1.0	0.41	ug/l	
541-73-1	1,3-Dichlorobenzene	ND	1.0	0.44	ug/l	
106-46-7	1,4-Dichlorobenzene	ND	1.0	0.42	ug/l	
75-71-8	Dichlorodifluoromethane	ND	2.0	1.1	ug/l	
75-34-3	1,1-Dichloroethane	ND	1.0	0.33	ug/l	
107-06-2	1,2-Dichloroethane	ND	1.0	0.44	ug/l	
75-35-4	1,1-Dichloroethene	ND	1.0	0.80	ug/l	
156-59-2	cis-1,2-Dichloroethene	ND	1.0	0.69	ug/l	
156-60-5	trans-1,2-Dichloroethene	ND	1.0	0.64	ug/l	
78-87-5	1,2-Dichloropropane	ND	2.0	0.71	ug/l	

ND = Not detected MDL - Method Detection Limit
RL = Reporting Limit
E = Indicates value exceeds calibration range
J = Indicates an estimated value
B = Indicates analyte found in associated method blank
N = Indicates presumptive evidence of a compound

Report of Analysis

Client Sample ID: DUP-1
Lab Sample ID: MC10370-14
Matrix: AQ - Ground Water
Method: SW846 8260B
Project: LMC Utica, 525 French Road, Utica, NY

Date Sampled: 05/08/12
Date Received: 05/09/12
Percent Solids: n/a

VOA 8260 List

CAS No.	Compound	Result	RL	MDL	Units	Q
142-28-9	1,3-Dichloropropane	ND	5.0	0.75	ug/l	
594-20-7	2,2-Dichloropropane	ND	5.0	5.0	ug/l	
563-58-6	1,1-Dichloropropene	ND	5.0	0.78	ug/l	
10061-01-5	cis-1,3-Dichloropropene	ND	0.50	0.41	ug/l	
10061-02-6	trans-1,3-Dichloropropene	ND	0.50	0.49	ug/l	
100-41-4	Ethylbenzene	ND	1.0	0.80	ug/l	
87-68-3	Hexachlorobutadiene	ND	5.0	1.2	ug/l	
591-78-6	2-Hexanone	ND	5.0	1.3	ug/l	
74-88-4	Iodomethane	ND	5.0	1.3	ug/l	
98-82-8	Isopropylbenzene	ND	5.0	0.94	ug/l	
99-87-6	p-Isopropyltoluene	ND	5.0	0.88	ug/l	
1634-04-4	Methyl Tert Butyl Ether	ND	1.0	0.61	ug/l	
108-10-1	4-Methyl-2-pentanone (MIBK)	ND	5.0	0.76	ug/l	
74-95-3	Methylene bromide	ND	5.0	0.52	ug/l	
75-09-2	Methylene chloride	ND	2.0	0.99	ug/l	
91-20-3	Naphthalene	ND	5.0	0.70	ug/l	
103-65-1	n-Propylbenzene	ND	5.0	0.89	ug/l	
100-42-5	Styrene	ND	5.0	0.97	ug/l	
630-20-6	1,1,1,2-Tetrachloroethane	ND	5.0	0.83	ug/l	
79-34-5	1,1,2,2-Tetrachloroethane	ND	1.0	0.79	ug/l	
127-18-4	Tetrachloroethene	ND	1.0	0.36	ug/l	
108-88-3	Toluene	ND	1.0	0.59	ug/l	
87-61-6	1,2,3-Trichlorobenzene	ND	5.0	1.1	ug/l	
120-82-1	1,2,4-Trichlorobenzene	ND	5.0	1.0	ug/l	
71-55-6	1,1,1-Trichloroethane	ND	1.0	0.55	ug/l	
79-00-5	1,1,2-Trichloroethane	ND	1.0	0.74	ug/l	
79-01-6	Trichloroethene	ND	1.0	0.75	ug/l	
75-69-4	Trichlorofluoromethane	ND	1.0	0.40	ug/l	
96-18-4	1,2,3-Trichloropropane	ND	5.0	0.70	ug/l	
95-63-6	1,2,4-Trimethylbenzene	ND	5.0	0.98	ug/l	
108-67-8	1,3,5-Trimethylbenzene	ND	5.0	0.90	ug/l	
108-05-4	Vinyl Acetate	ND	5.0	1.1	ug/l	
75-01-4	Vinyl chloride	ND	1.0	0.82	ug/l	
	m,p-Xylene	ND	1.0	0.90	ug/l	
95-47-6	o-Xylene	ND	1.0	0.32	ug/l	
1330-20-7	Xylene (total)	ND	1.0	0.32	ug/l	

CAS No.	Surrogate Recoveries	Run# 1	Run# 2	Limits
1868-53-7	Dibromofluoromethane	121%		70-130%

ND = Not detected MDL - Method Detection Limit
RL = Reporting Limit
E = Indicates value exceeds calibration range
J = Indicates an estimated value
B = Indicates analyte found in associated method blank
N = Indicates presumptive evidence of a compound

Report of Analysis

Client Sample ID:	DUP-1		
Lab Sample ID:	MC10370-14	**Date Sampled:**	05/08/12
Matrix:	AQ - Ground Water	**Date Received:**	05/09/12
Method:	SW846 8260B	**Percent Solids:**	n/a
Project:	LMC Utica, 525 French Road, Utica, NY		

VOA 8260 List

CAS No.	Surrogate Recoveries	Run# 1	Run# 2	Limits
2037-26-5	Toluene-D8	122%		70-130%
460-00-4	4-Bromofluorobenzene	117%		70-130%

ND = Not detected MDL - Method Detection Limit
RL = Reporting Limit
E = Indicates value exceeds calibration range

J = Indicates an estimated value
B = Indicates analyte found in associated method blank
N = Indicates presumptive evidence of a compound

Accutest Laboratories

Report of Analysis

Client Sample ID:	TB-5-8-12		
Lab Sample ID:	MC10370-15	**Date Sampled:**	05/08/12
Matrix:	AQ - Trip Blank Water	**Date Received:**	05/09/12
Method:	SW846 8260B	**Percent Solids:**	n/a
Project:	LMC Utica, 525 French Road, Utica, NY		

	File ID	DF	Analyzed	By	Prep Date	Prep Batch	Analytical Batch
Run #1	G116982.D	1	05/10/12	AT	n/a	n/a	MSG4691
Run #2							

	Purge Volume
Run #1	5.0 ml
Run #2	

VOA 8260 List

CAS No.	Compound	Result	RL	MDL	Units	Q
67-64-1	Acetone	8.8	5.0	4.1	ug/l	
71-43-2	Benzene	ND	0.50	0.46	ug/l	
108-86-1	Bromobenzene	ND	5.0	0.99	ug/l	
74-97-5	Bromochloromethane	ND	5.0	0.92	ug/l	
75-27-4	Bromodichloromethane	ND	1.0	0.49	ug/l	
75-25-2	Bromoform	ND	1.0	0.71	ug/l	
74-83-9	Bromomethane	ND	2.0	1.3	ug/l	
78-93-3	2-Butanone (MEK)	ND	5.0	2.7	ug/l	
104-51-8	n-Butylbenzene	ND	5.0	1.1	ug/l	
135-98-8	sec-Butylbenzene	ND	5.0	1.0	ug/l	
98-06-6	tert-Butylbenzene	ND	5.0	0.82	ug/l	
75-15-0	Carbon disulfide	ND	5.0	0.62	ug/l	
56-23-5	Carbon tetrachloride	ND	1.0	0.58	ug/l	
108-90-7	Chlorobenzene	ND	1.0	0.44	ug/l	
75-00-3	Chloroethane	ND	2.0	0.32	ug/l	
67-66-3	Chloroform	ND	1.0	0.58	ug/l	
74-87-3	Chloromethane	ND	2.0	0.71	ug/l	
95-49-8	o-Chlorotoluene	ND	5.0	1.1	ug/l	
106-43-4	p-Chlorotoluene	ND	5.0	0.98	ug/l	
96-12-8	1,2-Dibromo-3-chloropropane	ND	5.0	1.6	ug/l	
124-48-1	Dibromochloromethane	ND	1.0	0.89	ug/l	
106-93-4	1,2-Dibromoethane	ND	2.0	0.48	ug/l	
95-50-1	1,2-Dichlorobenzene	ND	1.0	0.41	ug/l	
541-73-1	1,3-Dichlorobenzene	ND	1.0	0.44	ug/l	
106-46-7	1,4-Dichlorobenzene	ND	1.0	0.42	ug/l	
75-71-8	Dichlorodifluoromethane	ND	2.0	1.1	ug/l	
75-34-3	1,1-Dichloroethane	ND	1.0	0.33	ug/l	
107-06-2	1,2-Dichloroethane	ND	1.0	0.44	ug/l	
75-35-4	1,1-Dichloroethene	ND	1.0	0.80	ug/l	
156-59-2	cis-1,2-Dichloroethene	ND	1.0	0.69	ug/l	
156-60-5	trans-1,2-Dichloroethene	ND	1.0	0.64	ug/l	
78-87-5	1,2-Dichloropropane	ND	2.0	0.71	ug/l	

ND = Not detected MDL - Method Detection Limit
RL = Reporting Limit
E = Indicates value exceeds calibration range
J = Indicates an estimated value
B = Indicates analyte found in associated method blank
N = Indicates presumptive evidence of a compound

Report of Analysis

Client Sample ID: TB-5-8-12
Lab Sample ID: MC10370-15
Matrix: AQ - Trip Blank Water
Method: SW846 8260B
Project: LMC Utica, 525 French Road, Utica, NY

Date Sampled: 05/08/12
Date Received: 05/09/12
Percent Solids: n/a

VOA 8260 List

CAS No.	Compound	Result	RL	MDL	Units	Q
142-28-9	1,3-Dichloropropane	ND	5.0	0.75	ug/l	
594-20-7	2,2-Dichloropropane	ND	5.0	5.0	ug/l	
563-58-6	1,1-Dichloropropene	ND	5.0	0.78	ug/l	
10061-01-5	cis-1,3-Dichloropropene	ND	0.50	0.41	ug/l	
10061-02-6	trans-1,3-Dichloropropene	ND	0.50	0.49	ug/l	
100-41-4	Ethylbenzene	ND	1.0	0.80	ug/l	
87-68-3	Hexachlorobutadiene	ND	5.0	1.2	ug/l	
591-78-6	2-Hexanone	ND	5.0	1.3	ug/l	
74-88-4	Iodomethane	ND	5.0	1.3	ug/l	
98-82-8	Isopropylbenzene	ND	5.0	0.94	ug/l	
99-87-6	p-Isopropyltoluene	ND	5.0	0.88	ug/l	
1634-04-4	Methyl Tert Butyl Ether	ND	1.0	0.61	ug/l	
108-10-1	4-Methyl-2-pentanone (MIBK)	ND	5.0	0.76	ug/l	
74-95-3	Methylene bromide	ND	5.0	0.52	ug/l	
75-09-2	Methylene chloride	ND	2.0	0.99	ug/l	
91-20-3	Naphthalene	ND	5.0	0.70	ug/l	
103-65-1	n-Propylbenzene	ND	5.0	0.89	ug/l	
100-42-5	Styrene	ND	5.0	0.97	ug/l	
630-20-6	1,1,1,2-Tetrachloroethane	ND	5.0	0.83	ug/l	
79-34-5	1,1,2,2-Tetrachloroethane	ND	1.0	0.79	ug/l	
127-18-4	Tetrachloroethene	ND	1.0	0.36	ug/l	
108-88-3	Toluene	ND	1.0	0.59	ug/l	
87-61-6	1,2,3-Trichlorobenzene	ND	5.0	1.1	ug/l	
120-82-1	1,2,4-Trichlorobenzene	ND	5.0	1.0	ug/l	
71-55-6	1,1,1-Trichloroethane	ND	1.0	0.55	ug/l	
79-00-5	1,1,2-Trichloroethane	ND	1.0	0.74	ug/l	
79-01-6	Trichloroethene	ND	1.0	0.75	ug/l	
75-69-4	Trichlorofluoromethane	ND	1.0	0.40	ug/l	
96-18-4	1,2,3-Trichloropropane	ND	5.0	0.70	ug/l	
95-63-6	1,2,4-Trimethylbenzene	ND	5.0	0.98	ug/l	
108-67-8	1,3,5-Trimethylbenzene	ND	5.0	0.90	ug/l	
108-05-4	Vinyl Acetate	ND	5.0	1.1	ug/l	
75-01-4	Vinyl chloride	ND	1.0	0.82	ug/l	
	m,p-Xylene	ND	1.0	0.90	ug/l	
95-47-6	o-Xylene	ND	1.0	0.32	ug/l	
1330-20-7	Xylene (total)	ND	1.0	0.32	ug/l	

CAS No.	Surrogate Recoveries	Run# 1	Run# 2	Limits
1868-53-7	Dibromofluoromethane	120%		70-130%

ND = Not detected MDL - Method Detection Limit
RL = Reporting Limit
E = Indicates value exceeds calibration range
J = Indicates an estimated value
B = Indicates analyte found in associated method blank
N = Indicates presumptive evidence of a compound

Report of Analysis

Client Sample ID:	TB-5-8-12		
Lab Sample ID:	MC10370-15	**Date Sampled:**	05/08/12
Matrix:	AQ - Trip Blank Water	**Date Received:**	05/09/12
Method:	SW846 8260B	**Percent Solids:**	n/a
Project:	LMC Utica, 525 French Road, Utica, NY		

VOA 8260 List

CAS No.	Surrogate Recoveries	Run# 1	Run# 2	Limits
2037-26-5	Toluene-D8	121%		70-130%
460-00-4	4-Bromofluorobenzene	113%		70-130%

ND = Not detected MDL - Method Detection Limit
RL = Reporting Limit
E = Indicates value exceeds calibration range

J = Indicates an estimated value
B = Indicates analyte found in associated method blank
N = Indicates presumptive evidence of a compound

New England ACCUTEST LABORATORIES

Misc. Forms

Custody Documents and Other Forms

Includes the following where applicable:

- Chain of Custody
- Sample Tracking Chronicle
- Internal Chain of Custody

ACCUTEST LABORATORIES

CHAIN OF CUSTODY

Accutest Laboratories of New England
495 Technology Center West, Building One
TEL. 508-481-6200 FAX: 508-481-7753
www.accutest.com

PAGE 1 OF 2

FED-EX Tracking #	Bottle Order Control #
Accutest Quote #	Accutest Job # MC10370

Client / Reporting Information

Company Name
Street Address
City State Zip
Project Contact Email
Phone # Fax #
Sampler(s) Name(s) D. Zuck Phone # 516-369-2741

SEE PAGE #2 of 2

Project Information

Project Name
Street:
City:
Project #
Client PO# NJ001037
Project Manager

Billing Information (If different from Report to)

Company Name
Street Address
City State Zip
Attention: PO#

Requested Analysis (see TEST CODE sheet)

VOCs 8260

Matrix Codes

DW - Drinking Water
GW - Ground Water
WW - Water
SW - Surface Water
SO - Soil
SL - Sludge
SED-Sediment
OI - Oil
LIQ - Other Liquid
AIR - Air
SOL - Other Solid
WP - Wipe
FB-Field Blank
EB- Equipment Blank
RB- Rinse Blank
TB-Trip Blank

Accutest Sample #	Field ID / Point of Collection	MEOH/DI Vial #	Collection Date	Collection Time	Sampled by	Matrix	# of bottles	HCl	NaOH	HNO3	H2SO4	NONE	DI Water	MEOH	ENCORE	Bisulfate	VOCs 8260	LAB USE ONLY
-1	MW-B	1	5/8/12	1115	DZ	GW	3	X									X	
-2	~~MW-C~~																	NS (P3)
-2	MW-D			1240														
-3	MW-E			1215														
-4	MW-F			1315														
-5	MW-1			1130														
-6	MW-1 (DOT)			1415														
-7	MW-5			1305														
-8	PW-1			1145														1C3
-9	PZ-1			1330			AF 2											
-10	PZ2			1340			AF 2											
-11	MW-22			1250			3											

Turnaround Time (Business days)

- ☐ Std. 10 Business Days
- ☐ Std. 5 Business Days (By Contract only)
- ☐ 5 Day *RUSH*
- ☐ 3 Day *EMERGENCY*
- ☐ 2 Day *EMERGENCY*
- ☐ 1 Day *EMERGENCY*

Emergency & Rush T/A data available VIA Lablink

Approved By (Accutest PM): / Date: X

Data Deliverable Information

- ☐ Commercial "A" (Level 1)
- ☐ Commercial "B" (Level 2)
- ☐ FULLT1 (Level 3+4)
- ☐ CT RCP
- ☐ MA MCP
- ☐ NYASP Category A
- ☐ NYASP Category B
- ☐ State Forms
- ☐ EDD Format
- ☐ Other

Commercial "A" = Results Only
Commercial "B" = Results + QC Summary

Comments / Special Instructions

Note: Volume in 1" PDBs Not enough to fill 2 full VOCs.

SYRACUSE SC

Sample Custody must be documented below each time samples change possession, including courier delivery.

Relinquished by Sampler:	Date Time:	Received By:	Relinquished By:	Date Time:	Received By:
1 Dan Zuck	5/8/12 17:30	1 [signature]	2 [signature]	5/8/12 18:30	2 FED Ex
Relinquished by Sampler:	Date Time:	Received By:	Relinquished By:	Date Time:	Received By:
3 FEDX	5-9-12 830	3 [signature]	4		4
Relinquished by:	Date Time:	Received By:	Custody Seal #	☐ Intact ☐ Not intact	Preserved where applicable ☐ On Ice ☑ Cooler Temp. 1.5
5		5			

4.1 4

MC10370: Chain of Custody
Page 1 of 3

ACCUTEST LABORATORIES

CHAIN OF CUSTODY

Accutest Laboratories of New England
495 Technology Center West, Building One
TEL. 508-481-6200 FAX: 508-481-7753
www.accutest.com

PAGE 2 OF 2

FED-EX Tracking #: | Bottle Order Control #:
Accutest Quote #: | Accutest Job #: MC10370

Client / Reporting Information

Company Name: Anadrs
Street Address: 455 Route 146
City: Clifton Park State: NY Zip: 12065
Project Contact: Don Zuck E-mail:
Phone #: 516-369-2741 Fax #:
Sampler(s) Name(s): Daniel Zuck Phone #:

Project Information

Project Name: LMC Utica
Street: 525 Fresh Rd
City: Utica NY
Project#: NJ001037
Client PO#: 518-250-7367
Project Manager: Jeff Bonsteel
Attention: PO#:

Billing Information (If different from Report to)

Company Name:
Street Address:
City: State: Zip:

Requested Analysis (see TEST CODE sheet)

VOCs 8260

Matrix Codes

DW - Drinking Water
GW - Ground Water
WW - Water
SW - Surface Water
SO - Soil
SL - Sludge
SED-Sediment
OI - Oil
LIQ - Other Liquid
AIR - Air
SOL - Other Solid
WP - Wipe
FB-Field Blank
EB- Equipment Blank
RB- Rinse Blank
TB-Trip Blank

Accutest Sample #	Field ID / Point of Collection	MEOH/DI Vial #	Collection Date	Collection Time	Sampled by	Matrix	# of bottles	Number of preserved Bottles: HCl	NaOH	HNO3	H2SO4	NONE	DI Water	MEOH	ENCORE	Bisulfate	LAB USE ONLY
-12	MW-23		5/8/12	1230	DZ	GW	3	X									
-13	MW-24		5/8/12	1200	DZ	GW	3	X									
-14	DUP-1		5/8/12	—	DZ	GW	3	X									
-15	TB-5-8-12		5/8/12	—	DZ	W	3	X									

Turnaround Time (Business days)

Approved By (Accutest PM): / Date:

- [ ] Std. 10 Business Days — X
- [ ] Std. 5 Business Days (By Contract only)
- [ ] 5 Day *RUSH*
- [ ] 3 Day *EMERGENCY*
- [ ] 2 Day *EMERGENCY*
- [ ] 1 Day *EMERGENCY*

Emergency & Rush T/A data available VIA Lablink

Data Deliverable Information

- [ ] Commercial "A" (Level 1)
- [ ] Commercial "B" (Level 2)
- [ ] FULLT1 (Level 3+4)
- [ ] CT RCP
- [ ] MA MCP
- [ ] NYASP Category A
- [ ] NYASP Category B
- [ ] State Forms
- [ ] EDD Format
- [ ] Other

Commercial "A" = Results Only
Commercial "B" = Results + QC Summary

Comments / Special Instructions

Please Report Results To
Jeff Bonsteel
SYRACUSE SC

Sample Custody must be documented below each time samples change possession, including courier delivery.

	Relinquished by Sampler:	Date Time:	Received By:	Relinquished By:	Date Time:	Received By:
1	Daniel Zuck	5/8/12 17:10			5/8/12 18:30	FED EX
2						
3	FEDX	5-9-12 9:20				
4						
5						

Custody Seal # ☐ Intact ☐ Not Intact — Preserved where applicable ☐ — On Ice ☑ — Cooler Temp. 1 C

MC10370: Chain of Custody
Page 2 of 3

Accutest Laboratories Sample Receipt Summary

Accutest Job Number: MC10370 **Client:** ARCADIS **Immediate Client Services Action Required:** No

Date / Time Received: 5/9/2012 **Delivery Method:** **Client Service Action Required at Login:** No

Project: NJ001037 **No. Coolers:** 1 **Airbill #'s:**

Cooler Security	Y	or	N		Y	or	N
1. Custody Seals Present:	☑		☐	3. COC Present:	☑		☐
2. Custody Seals Intact:	☑		☐	4. Smpl Dates/Time OK	☑		☐

Cooler Temperature	Y	or	N
1. Temp criteria achieved:	☑		☐
2. Cooler temp verification:	Infared gun		
3. Cooler media:	Ice (bag)		

Quality Control Preservatio	Y	or	N	N/A
1. Trip Blank present / cooler:	☐		☐	☑
2. Trip Blank listed on COC:	☐		☐	☑
3. Samples preserved properly:	☑		☐	
4. VOCs headspace free:	☐		☐	☑

Sample Integrity - Documentation	Y	or	N
1. Sample labels present on bottles:	☑		☐
2. Container labeling complete:	☑		☐
3. Sample container label / COC agree:	☑		☐

Sample Integrity - Condition	Y	or	N
1. Sample recvd within HT:	☑		☐
2. All containers accounted for:	☑		☐
3. Condition of sample:	Intact		

Sample Integrity - Instructions	Y	or	N	N/A
1. Analysis requested is clear:	☑		☐	
2. Bottles received for unspecified tests	☐		☑	
3. Sufficient volume recvd for analysis:	☑		☐	
4. Compositing instructions clear:	☐		☐	☑
5. Filtering instructions clear:	☐		☐	☑

Comments

Accutest Laboratories
V:508.481.6200

495 Technology Center West, Bldg One
F: 508.481.7753

Marlborough, MA
www/accutest.com

MC10370: Chain of Custody
Page 3 of 3

Internal Sample Tracking Chronicle

Arcadis

Job No: MC10370

LMC Utica, 525 French Road, Utica, NY
Project No: NJ001037

Sample Number	Method	Analyzed	By	Prepped	By	Test Codes
MC10370-1	Collected: 08-MAY-12 11:15 By: DZ MW-B		Received: 09-MAY-12 By:			
MC10370-1	SW846 8260B	10-MAY-12 12:57	AT			V8260STD
MC10370-2	Collected: 08-MAY-12 12:40 By: DZ MW-D		Received: 09-MAY-12 By:			
MC10370-2	SW846 8260B	10-MAY-12 13:25	AT			V8260STD
MC10370-3	Collected: 08-MAY-12 12:15 By: DZ MW-E		Received: 09-MAY-12 By:			
MC10370-3	SW846 8260B	10-MAY-12 13:53	AT			V8260STD
MC10370-4	Collected: 08-MAY-12 13:15 By: DZ MW-F		Received: 09-MAY-12 By:			
MC10370-4	SW846 8260B	10-MAY-12 14:21	AT			V8260STD
MC10370-5	Collected: 08-MAY-12 11:30 By: DZ MW-1		Received: 09-MAY-12 By:			
MC10370-5	SW846 8260B	10-MAY-12 14:50	AT			V8260STD
MC10370-6	Collected: 08-MAY-12 14:15 By: DZ MW-1(DOT)		Received: 09-MAY-12 By:			
MC10370-6	SW846 8260B	10-MAY-12 15:18	AT			V8260STD
MC10370-7	Collected: 08-MAY-12 13:05 By: DZ MW-5		Received: 09-MAY-12 By:			
MC10370-7	SW846 8260B	10-MAY-12 15:46	AT			V8260STD
MC10370-8	Collected: 08-MAY-12 11:45 By: DZ PW-1		Received: 09-MAY-12 By:			
MC10370-8	SW846 8260B	10-MAY-12 16:14	AT			V8260STD

Internal Sample Tracking Chronicle

Arcadis

Job No: MC10370

LMC Utica, 525 French Road, Utica, NY
Project No: NJ001037

Sample Number	Method	Analyzed	By	Prepped	By	Test Codes
MC10370-9	Collected: 08-MAY-12 13:30 By: DZ PZ-1			Received: 09-MAY-12	By:	
MC10370-9	SW846 8260B	10-MAY-12 16:42	AT			V8260STD
MC10370-10	Collected: 08-MAY-12 13:40 By: DZ PZ-2			Received: 09-MAY-12	By:	
MC10370-10	SW846 8260B	10-MAY-12 17:10	AT			V8260STD
MC10370-11	Collected: 08-MAY-12 12:50 By: DZ MW-22			Received: 09-MAY-12	By:	
MC10370-11	SW846 8260B	10-MAY-12 17:38	AT			V8260STD
MC10370-12	Collected: 08-MAY-12 12:30 By: DZ MW-23			Received: 09-MAY-12	By:	
MC10370-12	SW846 8260B	10-MAY-12 18:07	AT			V8260STD
MC10370-13	Collected: 08-MAY-12 12:00 By: DZ MW-24			Received: 09-MAY-12	By:	
MC10370-13	SW846 8260B	10-MAY-12 18:36	AT			V8260STD
MC10370-14	Collected: 08-MAY-12 00:00 By: DZ DUP-1			Received: 09-MAY-12	By:	
MC10370-14	SW846 8260B	10-MAY-12 19:04	AT			V8260STD
MC10370-15	Collected: 08-MAY-12 00:00 By: DZ TB-5-8-12			Received: 09-MAY-12	By:	
MC10370-15	SW846 8260B	10-MAY-12 12:28	AT			V8260STD

Accutest Internal Chain of Custody

Job Number: MC10370
Account: ANYA Arcadis
Project: LMC Utica, 525 French Road, Utica, NY
Received: 05/09/12

Sample.Bottle Number	Transfer FROM	Transfer TO	Date/Time	Reason
MC10370-1.1	VOC Ref #1	Ali Tand	05/10/12 11:38	Retrieve from Storage
MC10370-1.1	Ali Tand	GCMSG	05/10/12 11:38	Load on Instrument
MC10370-1.1	GCMSG	Ali Tand	05/11/12 14:00	Unload from Instrument
MC10370-1.1	Ali Tand	VOC Ref #1	05/11/12 14:00	Return to Storage
MC10370-2.1	VOC Ref #1	Ali Tand	05/10/12 11:38	Retrieve from Storage
MC10370-2.1	Ali Tand	GCMSG	05/10/12 11:38	Load on Instrument
MC10370-2.1	GCMSG	Ali Tand	05/11/12 14:00	Unload from Instrument
MC10370-2.1	Ali Tand	VOC Ref #1	05/11/12 14:00	Return to Storage
MC10370-3.1	VOC Ref #1	Ali Tand	05/10/12 11:38	Retrieve from Storage
MC10370-3.1	Ali Tand	GCMSG	05/10/12 11:38	Load on Instrument
MC10370-3.1	GCMSG	Ali Tand	05/11/12 14:00	Unload from Instrument
MC10370-3.1	Ali Tand	VOC Ref #1	05/11/12 14:00	Return to Storage
MC10370-4.1	VOC Ref #1	Ali Tand	05/10/12 11:38	Retrieve from Storage
MC10370-4.1	Ali Tand	GCMSG	05/10/12 11:38	Load on Instrument
MC10370-4.1	GCMSG	Ali Tand	05/11/12 14:00	Unload from Instrument
MC10370-4.1	Ali Tand	VOC Ref #1	05/11/12 14:00	Return to Storage
MC10370-5.1	VOC Ref #1	Ali Tand	05/10/12 11:38	Retrieve from Storage
MC10370-5.1	Ali Tand	GCMSG	05/10/12 11:38	Load on Instrument
MC10370-5.1	GCMSG	Ali Tand	05/11/12 14:00	Unload from Instrument
MC10370-5.1	Ali Tand	VOC Ref #1	05/11/12 14:00	Return to Storage
MC10370-6.1	VOC Ref #1	Ali Tand	05/10/12 11:38	Retrieve from Storage
MC10370-6.1	Ali Tand	GCMSG	05/10/12 11:38	Load on Instrument
MC10370-6.1	GCMSG	Ali Tand	05/11/12 14:00	Unload from Instrument
MC10370-6.1	Ali Tand	VOC Ref #1	05/11/12 14:00	Return to Storage
MC10370-7.1	VOC Ref #1	Ali Tand	05/10/12 11:38	Retrieve from Storage
MC10370-7.1	Ali Tand	GCMSG	05/10/12 11:38	Load on Instrument
MC10370-7.1	GCMSG	Ali Tand	05/11/12 14:00	Unload from Instrument
MC10370-7.1	Ali Tand	VOC Ref #1	05/11/12 14:00	Return to Storage
MC10370-8.1	VOC Ref #1	Ali Tand	05/10/12 11:38	Retrieve from Storage
MC10370-8.1	Ali Tand	GCMSG	05/10/12 11:38	Load on Instrument
MC10370-8.1	GCMSG	Ali Tand	05/11/12 14:00	Unload from Instrument
MC10370-8.1	Ali Tand	VOC Ref #1	05/11/12 14:00	Return to Storage
MC10370-9.1	VOC Ref #1	Ali Tand	05/10/12 11:38	Retrieve from Storage
MC10370-9.1	Ali Tand	GCMSG	05/10/12 11:38	Load on Instrument
MC10370-9.1	GCMSG	Ali Tand	05/11/12 14:00	Unload from Instrument
MC10370-9.1	Ali Tand	VOC Ref #1	05/11/12 14:00	Return to Storage

Accutest Internal Chain of Custody

Job Number: MC10370
Account: ANYA Arcadis
Project: LMC Utica, 525 French Road, Utica, NY
Received: 05/09/12

Sample.Bottle Number	Transfer FROM	Transfer TO	Date/Time	Reason
MC10370-10.1	VOC Ref #1	Ali Tand	05/10/12 11:38	Retrieve from Storage
MC10370-10.1	Ali Tand	GCMSG	05/10/12 11:38	Load on Instrument
MC10370-10.1	GCMSG	Ali Tand	05/11/12 14:00	Unload from Instrument
MC10370-10.1	Ali Tand	VOC Ref #1	05/11/12 14:00	Return to Storage
MC10370-11.1	VOC Ref #1	Ali Tand	05/10/12 11:38	Retrieve from Storage
MC10370-11.1	Ali Tand	GCMSG	05/10/12 11:38	Load on Instrument
MC10370-11.1	GCMSG	Ali Tand	05/11/12 14:00	Unload from Instrument
MC10370-11.1	Ali Tand	VOC Ref #1	05/11/12 14:00	Return to Storage
MC10370-12.1	VOC Ref #1	Ali Tand	05/10/12 11:38	Retrieve from Storage
MC10370-12.1	Ali Tand	GCMSG	05/10/12 11:38	Load on Instrument
MC10370-12.1	GCMSG	Ali Tand	05/11/12 14:00	Unload from Instrument
MC10370-12.1	Ali Tand	VOC Ref #1	05/11/12 14:00	Return to Storage
MC10370-13.1	VOC Ref #1	Ali Tand	05/10/12 11:38	Retrieve from Storage
MC10370-13.1	Ali Tand	GCMSG	05/10/12 11:38	Load on Instrument
MC10370-13.1	GCMSG	Ali Tand	05/11/12 14:00	Unload from Instrument
MC10370-13.1	Ali Tand	VOC Ref #1	05/11/12 14:00	Return to Storage
MC10370-14.1	VOC Ref #1	Ali Tand	05/10/12 11:38	Retrieve from Storage
MC10370-14.1	Ali Tand	GCMSG	05/10/12 11:38	Load on Instrument
MC10370-14.1	GCMSG	Ali Tand	05/11/12 14:00	Unload from Instrument
MC10370-14.1	Ali Tand	VOC Ref #1	05/11/12 14:00	Return to Storage
MC10370-14.2	VOC Ref #1	Ali Tand	05/10/12 11:38	Retrieve from Storage
MC10370-14.2	Ali Tand	GCMSG	05/10/12 11:38	Load on Instrument
MC10370-14.2	GCMSG	Ali Tand	05/11/12 14:00	Unload from Instrument
MC10370-14.2	Ali Tand	VOC Ref #1	05/11/12 14:00	Return to Storage
MC10370-15.1	VOC Ref #1	Ali Tand	05/10/12 11:38	Retrieve from Storage
MC10370-15.1	Ali Tand	GCMSG	05/10/12 11:38	Load on Instrument
MC10370-15.1	GCMSG	Ali Tand	05/11/12 14:00	Unload from Instrument
MC10370-15.1	Ali Tand	VOC Ref #1	05/11/12 14:00	Return to Storage

New England ACCUTEST LABORATORIES

GC/MS Volatiles

QC Data Summaries

Includes the following where applicable:

- Method Blank Summaries
- Blank Spike Summaries
- Matrix Spike and Duplicate Summaries
- Instrument Performance Checks (BFB)
- Internal Standard Area Summaries
- Surrogate Recovery Summaries
- Initial and Continuing Calibration Summaries

Method Blank Summary

Job Number: MC10370
Account: ANYA Arcadis
Project: LMC Utica, 525 French Road, Utica, NY

Sample	File ID	DF	Analyzed	By	Prep Date	Prep Batch	Analytical Batch
MSG4691-MB	G116981.D	1	05/10/12	AT	n/a	n/a	MSG4691

The QC reported here applies to the following samples: **Method:** SW846 8260B

MC10370-1, MC10370-2, MC10370-3, MC10370-4, MC10370-5, MC10370-6, MC10370-7, MC10370-8, MC10370-9, MC10370-10, MC10370-11, MC10370-12, MC10370-13, MC10370-14, MC10370-15

CAS No.	Compound	Result	RL	MDL	Units	Q
67-64-1	Acetone	ND	5.0	4.1	ug/l	
71-43-2	Benzene	ND	0.50	0.46	ug/l	
108-86-1	Bromobenzene	ND	5.0	0.99	ug/l	
74-97-5	Bromochloromethane	ND	5.0	0.92	ug/l	
75-27-4	Bromodichloromethane	ND	1.0	0.49	ug/l	
75-25-2	Bromoform	ND	1.0	0.71	ug/l	
74-83-9	Bromomethane	ND	2.0	1.3	ug/l	
78-93-3	2-Butanone (MEK)	ND	5.0	2.7	ug/l	
104-51-8	n-Butylbenzene	ND	5.0	1.1	ug/l	
135-98-8	sec-Butylbenzene	ND	5.0	1.0	ug/l	
98-06-6	tert-Butylbenzene	ND	5.0	0.82	ug/l	
75-15-0	Carbon disulfide	ND	5.0	0.62	ug/l	
56-23-5	Carbon tetrachloride	ND	1.0	0.58	ug/l	
108-90-7	Chlorobenzene	ND	1.0	0.44	ug/l	
75-00-3	Chloroethane	ND	2.0	0.32	ug/l	
67-66-3	Chloroform	ND	1.0	0.58	ug/l	
74-87-3	Chloromethane	ND	2.0	0.71	ug/l	
95-49-8	o-Chlorotoluene	ND	5.0	1.1	ug/l	
106-43-4	p-Chlorotoluene	ND	5.0	0.98	ug/l	
96-12-8	1,2-Dibromo-3-chloropropane	ND	5.0	1.6	ug/l	
124-48-1	Dibromochloromethane	ND	1.0	0.89	ug/l	
106-93-4	1,2-Dibromoethane	ND	2.0	0.48	ug/l	
95-50-1	1,2-Dichlorobenzene	ND	1.0	0.41	ug/l	
541-73-1	1,3-Dichlorobenzene	ND	1.0	0.44	ug/l	
106-46-7	1,4-Dichlorobenzene	ND	1.0	0.42	ug/l	
75-71-8	Dichlorodifluoromethane	ND	2.0	1.1	ug/l	
75-34-3	1,1-Dichloroethane	ND	1.0	0.33	ug/l	
107-06-2	1,2-Dichloroethane	ND	1.0	0.44	ug/l	
75-35-4	1,1-Dichloroethene	ND	1.0	0.80	ug/l	
156-59-2	cis-1,2-Dichloroethene	ND	1.0	0.69	ug/l	
156-60-5	trans-1,2-Dichloroethene	ND	1.0	0.64	ug/l	
78-87-5	1,2-Dichloropropane	ND	2.0	0.71	ug/l	
142-28-9	1,3-Dichloropropane	ND	5.0	0.75	ug/l	
594-20-7	2,2-Dichloropropane	ND	5.0	5.0	ug/l	
563-58-6	1,1-Dichloropropene	ND	5.0	0.78	ug/l	
10061-01-5	cis-1,3-Dichloropropene	ND	0.50	0.41	ug/l	

Method Blank Summary

Job Number: MC10370
Account: ANYA Arcadis
Project: LMC Utica, 525 French Road, Utica, NY

Sample	File ID	DF	Analyzed	By	Prep Date	Prep Batch	Analytical Batch
MSG4691-MB	G116981.D	1	05/10/12	AT	n/a	n/a	MSG4691

The QC reported here applies to the following samples: **Method:** SW846 8260B

MC10370-1, MC10370-2, MC10370-3, MC10370-4, MC10370-5, MC10370-6, MC10370-7, MC10370-8, MC10370-9, MC10370-10, MC10370-11, MC10370-12, MC10370-13, MC10370-14, MC10370-15

CAS No.	Compound	Result	RL	MDL	Units	Q
10061-02-6	trans-1,3-Dichloropropene	ND	0.50	0.49	ug/l	
100-41-4	Ethylbenzene	ND	1.0	0.80	ug/l	
87-68-3	Hexachlorobutadiene	ND	5.0	1.2	ug/l	
591-78-6	2-Hexanone	ND	5.0	1.3	ug/l	
74-88-4	Iodomethane	ND	5.0	1.3	ug/l	
98-82-8	Isopropylbenzene	ND	5.0	0.94	ug/l	
99-87-6	p-Isopropyltoluene	ND	5.0	0.88	ug/l	
1634-04-4	Methyl Tert Butyl Ether	ND	1.0	0.61	ug/l	
108-10-1	4-Methyl-2-pentanone (MIBK)	ND	5.0	0.76	ug/l	
74-95-3	Methylene bromide	ND	5.0	0.52	ug/l	
75-09-2	Methylene chloride	ND	2.0	0.99	ug/l	
91-20-3	Naphthalene	ND	5.0	0.70	ug/l	
103-65-1	n-Propylbenzene	ND	5.0	0.89	ug/l	
100-42-5	Styrene	ND	5.0	0.97	ug/l	
630-20-6	1,1,1,2-Tetrachloroethane	ND	5.0	0.83	ug/l	
79-34-5	1,1,2,2-Tetrachloroethane	ND	1.0	0.79	ug/l	
127-18-4	Tetrachloroethene	ND	1.0	0.36	ug/l	
108-88-3	Toluene	ND	1.0	0.59	ug/l	
87-61-6	1,2,3-Trichlorobenzene	ND	5.0	1.1	ug/l	
120-82-1	1,2,4-Trichlorobenzene	ND	5.0	1.0	ug/l	
71-55-6	1,1,1-Trichloroethane	ND	1.0	0.55	ug/l	
79-00-5	1,1,2-Trichloroethane	ND	1.0	0.74	ug/l	
79-01-6	Trichloroethene	ND	1.0	0.75	ug/l	
75-69-4	Trichlorofluoromethane	ND	1.0	0.40	ug/l	
96-18-4	1,2,3-Trichloropropane	ND	5.0	0.70	ug/l	
95-63-6	1,2,4-Trimethylbenzene	ND	5.0	0.98	ug/l	
108-67-8	1,3,5-Trimethylbenzene	ND	5.0	0.90	ug/l	
108-05-4	Vinyl Acetate	ND	5.0	1.1	ug/l	
75-01-4	Vinyl chloride	ND	1.0	0.82	ug/l	
	m,p-Xylene	ND	1.0	0.90	ug/l	
95-47-6	o-Xylene	ND	1.0	0.32	ug/l	
1330-20-7	Xylene (total)	ND	1.0	0.32	ug/l	

Method Blank Summary

Job Number: MC10370
Account: ANYA Arcadis
Project: LMC Utica, 525 French Road, Utica, NY

Sample	File ID	DF	Analyzed	By	Prep Date	Prep Batch	Analytical Batch
MSG4691-MB	G116981.D	1	05/10/12	AT	n/a	n/a	MSG4691

The QC reported here applies to the following samples: **Method:** SW846 8260B

MC10370-1, MC10370-2, MC10370-3, MC10370-4, MC10370-5, MC10370-6, MC10370-7, MC10370-8, MC10370-9, MC10370-10, MC10370-11, MC10370-12, MC10370-13, MC10370-14, MC10370-15

CAS No.	Surrogate Recoveries		Limits
1868-53-7	Dibromofluoromethane	122%	70-130%
2037-26-5	Toluene-D8	119%	70-130%
460-00-4	4-Bromofluorobenzene	115%	70-130%

Blank Spike Summary

Job Number: MC10370
Account: ANYA Arcadis
Project: LMC Utica, 525 French Road, Utica, NY

Sample	File ID	DF	Analyzed	By	Prep Date	Prep Batch	Analytical Batch
MSG4691-BS	G116979.D	1	05/10/12	AT	n/a	n/a	MSG4691

The QC reported here applies to the following samples: **Method:** SW846 8260B

MC10370-1, MC10370-2, MC10370-3, MC10370-4, MC10370-5, MC10370-6, MC10370-7, MC10370-8, MC10370-9, MC10370-10, MC10370-11, MC10370-12, MC10370-13, MC10370-14, MC10370-15

CAS No.	Compound	Spike ug/l	BSP ug/l	BSP %	Limits
67-64-1	Acetone	50	73.5	147* [a]	70-130
71-43-2	Benzene	50	59.8	120	70-130
108-86-1	Bromobenzene	50	55.4	111	70-130
74-97-5	Bromochloromethane	50	56.9	114	70-130
75-27-4	Bromodichloromethane	50	58.9	118	70-130
75-25-2	Bromoform	50	54.8	110	70-130
74-83-9	Bromomethane	50	60.0	120	70-130
78-93-3	2-Butanone (MEK)	50	60.8	122	70-130
104-51-8	n-Butylbenzene	50	58.9	118	70-130
135-98-8	sec-Butylbenzene	50	58.7	117	70-130
98-06-6	tert-Butylbenzene	50	59.3	119	70-130
75-15-0	Carbon disulfide	50	51.2	102	70-130
56-23-5	Carbon tetrachloride	50	52.9	106	70-130
108-90-7	Chlorobenzene	50	63.2	126	70-130
75-00-3	Chloroethane	50	59.7	119	70-130
67-66-3	Chloroform	50	60.0	120	70-130
74-87-3	Chloromethane	50	63.2	126	70-130
95-49-8	o-Chlorotoluene	50	55.6	111	70-130
106-43-4	p-Chlorotoluene	50	62.6	125	70-130
96-12-8	1,2-Dibromo-3-chloropropane	50	58.1	116	70-130
124-48-1	Dibromochloromethane	50	58.1	116	70-130
106-93-4	1,2-Dibromoethane	50	58.9	118	70-130
95-50-1	1,2-Dichlorobenzene	50	59.9	120	70-130
541-73-1	1,3-Dichlorobenzene	50	61.7	123	70-130
106-46-7	1,4-Dichlorobenzene	50	55.3	111	70-130
75-71-8	Dichlorodifluoromethane	50	50.5	101	70-130
75-34-3	1,1-Dichloroethane	50	56.3	113	70-130
107-06-2	1,2-Dichloroethane	50	56.3	113	70-130
75-35-4	1,1-Dichloroethene	50	65.2	130	70-130
156-59-2	cis-1,2-Dichloroethene	50	56.8	114	70-130
156-60-5	trans-1,2-Dichloroethene	50	60.4	121	70-130
78-87-5	1,2-Dichloropropane	50	59.5	119	70-130
142-28-9	1,3-Dichloropropane	50	57.7	115	70-130
594-20-7	2,2-Dichloropropane	50	61.9	124	70-130
563-58-6	1,1-Dichloropropene	50	54.3	109	70-130
10061-01-5	cis-1,3-Dichloropropene	50	54.3	109	70-130

Blank Spike Summary

Job Number: MC10370
Account: ANYA Arcadis
Project: LMC Utica, 525 French Road, Utica, NY

Sample	File ID	DF	Analyzed	By	Prep Date	Prep Batch	Analytical Batch
MSG4691-BS	G116979.D	1	05/10/12	AT	n/a	n/a	MSG4691

The QC reported here applies to the following samples: **Method:** SW846 8260B

MC10370-1, MC10370-2, MC10370-3, MC10370-4, MC10370-5, MC10370-6, MC10370-7, MC10370-8, MC10370-9, MC10370-10, MC10370-11, MC10370-12, MC10370-13, MC10370-14, MC10370-15

CAS No.	Compound	Spike ug/l	BSP ug/l	BSP %	Limits
10061-02-6	trans-1,3-Dichloropropene	50	54.3	109	70-130
100-41-4	Ethylbenzene	50	56.2	112	70-130
87-68-3	Hexachlorobutadiene	50	64.6	129	70-130
591-78-6	2-Hexanone	50	61.5	123	70-130
74-88-4	Iodomethane	50	49.5	99	70-130
98-82-8	Isopropylbenzene	50	60.5	121	70-130
99-87-6	p-Isopropyltoluene	50	57.9	116	70-130
1634-04-4	Methyl Tert Butyl Ether	50	35.4	71	70-130
108-10-1	4-Methyl-2-pentanone (MIBK)	50	51.4	103	70-130
74-95-3	Methylene bromide	50	58.7	117	70-130
75-09-2	Methylene chloride	50	57.8	116	70-130
91-20-3	Naphthalene	50	52.8	106	70-130
103-65-1	n-Propylbenzene	50	58.8	118	70-130
100-42-5	Styrene	50	57.3	115	70-130
630-20-6	1,1,1,2-Tetrachloroethane	50	55.3	111	70-130
79-34-5	1,1,2,2-Tetrachloroethane	50	55.9	112	70-130
127-18-4	Tetrachloroethene	50	60.6	121	70-130
108-88-3	Toluene	50	56.9	114	70-130
87-61-6	1,2,3-Trichlorobenzene	50	52.0	104	70-130
120-82-1	1,2,4-Trichlorobenzene	50	55.5	111	70-130
71-55-6	1,1,1-Trichloroethane	50	56.5	113	70-130
79-00-5	1,1,2-Trichloroethane	50	55.2	110	70-130
79-01-6	Trichloroethene	50	58.5	117	70-130
75-69-4	Trichlorofluoromethane	50	64.3	129	70-130
96-18-4	1,2,3-Trichloropropane	50	55.4	111	70-130
95-63-6	1,2,4-Trimethylbenzene	50	54.9	110	70-130
108-67-8	1,3,5-Trimethylbenzene	50	60.5	121	70-130
108-05-4	Vinyl Acetate	50	60.3	121	70-130
75-01-4	Vinyl chloride	50	59.0	118	70-130
	m,p-Xylene	100	119	119	70-130
95-47-6	o-Xylene	50	60.9	122	70-130
1330-20-7	Xylene (total)	150	180	120	70-130

Blank Spike Summary

Job Number: MC10370
Account: ANYA Arcadis
Project: LMC Utica, 525 French Road, Utica, NY

Sample	File ID	DF	Analyzed	By	Prep Date	Prep Batch	Analytical Batch
MSG4691-BS	G116979.D	1	05/10/12	AT	n/a	n/a	MSG4691

The QC reported here applies to the following samples: **Method:** SW846 8260B

MC10370-1, MC10370-2, MC10370-3, MC10370-4, MC10370-5, MC10370-6, MC10370-7, MC10370-8, MC10370-9, MC10370-10, MC10370-11, MC10370-12, MC10370-13, MC10370-14, MC10370-15

CAS No.	Surrogate Recoveries	BSP	Limits
1868-53-7	Dibromofluoromethane	130%	70-130%
2037-26-5	Toluene-D8	119%	70-130%
460-00-4	4-Bromofluorobenzene	113%	70-130%

(a) Outside control limits. Blank Spike meets program technical requirements.

Matrix Spike/Matrix Spike Duplicate Summary

Job Number: MC10370
Account: ANYA Arcadis
Project: LMC Utica, 525 French Road, Utica, NY

Sample	File ID	DF	Analyzed	By	Prep Date	Prep Batch	Analytical Batch
MC10370-14MS	G116997.D	5	05/10/12	AT	n/a	n/a	MSG4691
MC10370-14MSD	G116998.D	5	05/10/12	AT	n/a	n/a	MSG4691
MC10370-14	G116996.D	1	05/10/12	AT	n/a	n/a	MSG4691

The QC reported here applies to the following samples: **Method:** SW846 8260B

MC10370-1, MC10370-2, MC10370-3, MC10370-4, MC10370-5, MC10370-6, MC10370-7, MC10370-8, MC10370-9, MC10370-10, MC10370-11, MC10370-12, MC10370-13, MC10370-14, MC10370-15

CAS No.	Compound	MC10370-14 ug/l	Q	Spike ug/l	MS ug/l	MS %	MSD ug/l	MSD %	RPD	Limits Rec/RPD
67-64-1	Acetone	7.0		250	202	78	414	163* [a]	69* [b]	70-130/30
71-43-2	Benzene	ND		250	282	113	315	126	11	70-130/30
108-86-1	Bromobenzene	ND		250	266	106	285	114	7	70-130/30
74-97-5	Bromochloromethane	ND		250	258	103	287	115	11	70-130/30
75-27-4	Bromodichloromethane	ND		250	284	114	309	124	8	70-130/30
75-25-2	Bromoform	ND		250	243	97	262	105	8	70-130/30
74-83-9	Bromomethane	ND		250	288	115	320	128	11	70-130/30
78-93-3	2-Butanone (MEK)	ND		250	249	100	267	107	7	70-130/30
104-51-8	n-Butylbenzene	ND		250	271	108	287	115	6	70-130/30
135-98-8	sec-Butylbenzene	ND		250	287	115	305	122	6	70-130/30
98-06-6	tert-Butylbenzene	ND		250	288	115	312	125	8	70-130/30
75-15-0	Carbon disulfide	ND		250	194	78	224	90	14	70-130/30
56-23-5	Carbon tetrachloride	ND		250	255	102	276	110	8	70-130/30
108-90-7	Chlorobenzene	ND		250	303	121	324	130	7	70-130/30
75-00-3	Chloroethane	ND		250	304	122	331	132* [a]	9	70-130/30
67-66-3	Chloroform	ND		250	278	111	313	125	12	70-130/30
74-87-3	Chloromethane	ND		250	329	132* [a]	374	150* [a]	13	70-130/30
95-49-8	o-Chlorotoluene	ND		250	276	110	297	119	7	70-130/30
106-43-4	p-Chlorotoluene	ND		250	308	123	330	132* [a]	7	70-130/30
96-12-8	1,2-Dibromo-3-chloropropane	ND		250	285	114	300	120	5	70-130/30
124-48-1	Dibromochloromethane	ND		250	275	110	295	118	7	70-130/30
106-93-4	1,2-Dibromoethane	ND		250	278	111	290	116	4	70-130/30
95-50-1	1,2-Dichlorobenzene	ND		250	290	116	313	125	8	70-130/30
541-73-1	1,3-Dichlorobenzene	ND		250	297	119	317	127	7	70-130/30
106-46-7	1,4-Dichlorobenzene	ND		250	268	107	289	116	8	70-130/30
75-71-8	Dichlorodifluoromethane	ND		250	372	149* [a]	411	164* [a]	10	70-130/30
75-34-3	1,1-Dichloroethane	ND		250	247	99	290	116	16	70-130/30
107-06-2	1,2-Dichloroethane	ND		250	284	114	303	121	6	70-130/30
75-35-4	1,1-Dichloroethene	ND		250	310	124	358	143* [a]	14	70-130/30
156-59-2	cis-1,2-Dichloroethene	ND		250	256	102	293	117	13	70-130/30
156-60-5	trans-1,2-Dichloroethene	ND		250	276	110	317	127	14	70-130/30
78-87-5	1,2-Dichloropropane	ND		250	273	109	308	123	12	70-130/30
142-28-9	1,3-Dichloropropane	ND		250	279	112	297	119	6	70-130/30
594-20-7	2,2-Dichloropropane	ND		250	251	100	273	109	8	70-130/30
563-58-6	1,1-Dichloropropene	ND		250	260	104	278	111	7	70-130/30
10061-01-5	cis-1,3-Dichloropropene	ND		250	261	104	278	111	6	70-130/30

Matrix Spike/Matrix Spike Duplicate Summary

Job Number: MC10370
Account: ANYA Arcadis
Project: LMC Utica, 525 French Road, Utica, NY

Sample	File ID	DF	Analyzed	By	Prep Date	Prep Batch	Analytical Batch
MC10370-14MS	G116997.D	5	05/10/12	AT	n/a	n/a	MSG4691
MC10370-14MSD	G116998.D	5	05/10/12	AT	n/a	n/a	MSG4691
MC10370-14	G116996.D	1	05/10/12	AT	n/a	n/a	MSG4691

The QC reported here applies to the following samples: **Method:** SW846 8260B

MC10370-1, MC10370-2, MC10370-3, MC10370-4, MC10370-5, MC10370-6, MC10370-7, MC10370-8, MC10370-9, MC10370-10, MC10370-11, MC10370-12, MC10370-13, MC10370-14, MC10370-15

CAS No.	Compound	MC10370-14 ug/l	Q	Spike ug/l	MS ug/l	MS %	MSD ug/l	MSD %	RPD	Limits Rec/RPD
10061-02-6	trans-1,3-Dichloropropene	ND		250	261	104	278	111	6	70-130/30
100-41-4	Ethylbenzene	ND		250	277	111	296	118	7	70-130/30
87-68-3	Hexachlorobutadiene	ND		250	287	115	305	122	6	70-130/30
591-78-6	2-Hexanone	ND		250	276	110	285	114	3	70-130/30
74-88-4	Iodomethane	ND		250	229	92	251	100	9	70-130/30
98-82-8	Isopropylbenzene	ND		250	301	120	320	128	6	70-130/30
99-87-6	p-Isopropyltoluene	ND		250	275	110	291	116	6	70-130/30
1634-04-4	Methyl Tert Butyl Ether	ND		250	148	59* [a]	158	63* [a]	7	70-130/30
108-10-1	4-Methyl-2-pentanone (MIBK)	ND		250	248	99	269	108	8	70-130/30
74-95-3	Methylene bromide	ND		250	281	112	302	121	7	70-130/30
75-09-2	Methylene chloride	ND		250	262	105	290	116	10	70-130/30
91-20-3	Naphthalene	ND		250	227	91	255	102	12	70-130/30
103-65-1	n-Propylbenzene	ND		250	284	114	302	121	6	70-130/30
100-42-5	Styrene	ND		250	267	107	290	116	8	70-130/30
630-20-6	1,1,1,2-Tetrachloroethane	ND		250	260	104	281	112	8	70-130/30
79-34-5	1,1,2,2-Tetrachloroethane	ND		250	278	111	292	117	5	70-130/30
127-18-4	Tetrachloroethene	ND		250	286	114	300	120	5	70-130/30
108-88-3	Toluene	ND		250	269	108	296	118	10	70-130/30
87-61-6	1,2,3-Trichlorobenzene	ND		250	217	87	245	98	12	70-130/30
120-82-1	1,2,4-Trichlorobenzene	ND		250	229	92	256	102	11	70-130/30
71-55-6	1,1,1-Trichloroethane	ND		250	264	106	299	120	12	70-130/30
79-00-5	1,1,2-Trichloroethane	ND		250	266	106	289	116	8	70-130/30
79-01-6	Trichloroethene	ND		250	277	111	296	118	7	70-130/30
75-69-4	Trichlorofluoromethane	ND		250	321	128	353	141* [a]	9	70-130/30
96-18-4	1,2,3-Trichloropropane	ND		250	281	112	299	120	6	70-130/30
95-63-6	1,2,4-Trimethylbenzene	ND		250	263	105	283	113	7	70-130/30
108-67-8	1,3,5-Trimethylbenzene	ND		250	301	120	320	128	6	70-130/30
108-05-4	Vinyl Acetate	ND		250	289	116	332	133* [a]	14	70-130/30
75-01-4	Vinyl chloride	ND		250	315	126	350	140* [a]	11	70-130/30
	m,p-Xylene	ND		500	567	113	599	120	5	70-130/30
95-47-6	o-Xylene	ND		250	291	116	306	122	5	70-130/30
1330-20-7	Xylene (total)	ND		750	859	115	905	121	5	70-130/30

Matrix Spike/Matrix Spike Duplicate Summary

Job Number: MC10370
Account: ANYA Arcadis
Project: LMC Utica, 525 French Road, Utica, NY

Sample	File ID	DF	Analyzed	By	Prep Date	Prep Batch	Analytical Batch
MC10370-14MS	G116997.D	5	05/10/12	AT	n/a	n/a	MSG4691
MC10370-14MSD	G116998.D	5	05/10/12	AT	n/a	n/a	MSG4691
MC10370-14	G116996.D	1	05/10/12	AT	n/a	n/a	MSG4691

The QC reported here applies to the following samples: **Method:** SW846 8260B

MC10370-1, MC10370-2, MC10370-3, MC10370-4, MC10370-5, MC10370-6, MC10370-7, MC10370-8, MC10370-9, MC10370-10, MC10370-11, MC10370-12, MC10370-13, MC10370-14, MC10370-15

CAS No.	Surrogate Recoveries	MS	MSD	MC10370-14	Limits
1868-53-7	Dibromofluoromethane	121%	126%	121%	70-130%
2037-26-5	Toluene-D8	118%	120%	122%	70-130%
460-00-4	4-Bromofluorobenzene	119%	115%	117%	70-130%

(a) Outside control limits due to possible matrix interference. Refer to Blank Spike.
(b) High RPD due to possible matrix interference and/or sample non-homogeneity.

Instrument Performance Check (BFB)

Job Number: MC10370
Account: ANYA Arcadis
Project: LMC Utica, 525 French Road, Utica, NY

Sample: MSG4689-BFB
Lab File ID: G116922.D
Instrument ID: GCMSG
Injection Date: 05/07/12
Injection Time: 11:23

m/e	Ion Abundance Criteria	Raw Abundance	% Relative Abundance		Pass/Fail
50	15.0 - 40.0% of mass 95	7021	17.4		Pass
75	30.0 - 60.0% of mass 95	17632	43.8		Pass
95	Base peak, 100% relative abundance	40276	100.0		Pass
96	5.0 - 9.0% of mass 95	2453	6.09		Pass
173	Less than 2.0% of mass 174	194	0.48	(0.65) [a]	Pass
174	50.0 - 150.0% of mass 95	29982	74.4		Pass
175	5.0 - 9.0% of mass 174	2143	5.32	(7.15) [a]	Pass
176	95.0 - 101.0% of mass 174	30183	74.9	(100.7) [a]	Pass
177	5.0 - 9.0% of mass 176	1957	4.86	(6.48) [b]	Pass

(a) Value is % of mass 174
(b) Value is % of mass 176

This check applies to the following Samples, MS, MSD, Blanks, and Standards:

Lab Sample ID	Lab File ID	Date Analyzed	Time Analyzed	Hours Lapsed	Client Sample ID
MSG4689-IC4689	G116925.D	05/07/12	14:00	02:37	Initial cal 25.0
MSG4689-IC4689	G116926.D	05/07/12	14:27	03:04	Initial cal 5.0
MSG4689-IC4689	G116927.D	05/07/12	14:55	03:32	Initial cal 2.0
MSG4689-IC4689	G116928.D	05/07/12	15:23	04:00	Initial cal 1.0
MSG4689-IC4689	G116929.D	05/07/12	15:51	04:28	Initial cal 0.5
MSG4689-IC4689	G116931.D	05/07/12	16:47	05:24	Initial cal 400.0
MSG4689-IC4689	G116932.D	05/07/12	17:15	05:52	Initial cal 200.0
MSG4689-IC4689	G116933.D	05/07/12	17:43	06:20	Initial cal 100.0
MSG4689-ICC4689	G116934.D	05/07/12	18:11	06:48	Initial cal 50.0

Instrument Performance Check (BFB)

Job Number: MC10370
Account: ANYA Arcadis
Project: LMC Utica, 525 French Road, Utica, NY

Sample: MSG4691-BFB
Lab File ID: G116977.D
Instrument ID: GCMSG
Injection Date: 05/10/12
Injection Time: 10:06

m/e	Ion Abundance Criteria	Raw Abundance	% Relative Abundance		Pass/Fail
50	15.0 - 40.0% of mass 95	3216	18.9		Pass
75	30.0 - 60.0% of mass 95	8061	47.3		Pass
95	Base peak, 100% relative abundance	17054	100.0		Pass
96	5.0 - 9.0% of mass 95	1290	7.56		Pass
173	Less than 2.0% of mass 174	135	0.79	(0.96) [a]	Pass
174	50.0 - 150.0% of mass 95	13992	82.0		Pass
175	5.0 - 9.0% of mass 174	945	5.54	(6.75) [a]	Pass
176	95.0 - 101.0% of mass 174	13797	80.9	(98.6) [a]	Pass
177	5.0 - 9.0% of mass 176	820	4.81	(5.94) [b]	Pass

(a) Value is % of mass 174
(b) Value is % of mass 176

This check applies to the following Samples, MS, MSD, Blanks, and Standards:

Lab Sample ID	Lab File ID	Date Analyzed	Time Analyzed	Hours Lapsed	Client Sample ID
MSG4691-CC4689	G116977.D	05/10/12	10:06	00:00	Continuing cal 50.0
MSG4691-BS	G116979.D	05/10/12	11:03	00:57	Blank Spike
MSG4691-MB	G116981.D	05/10/12	12:00	01:54	Method Blank
MC10370-15	G116982.D	05/10/12	12:28	02:22	TB-5-8-12
MC10370-1	G116983.D	05/10/12	12:57	02:51	MW-B
MC10370-2	G116984.D	05/10/12	13:25	03:19	MW-D
MC10370-3	G116985.D	05/10/12	13:53	03:47	MW-E
MC10370-4	G116986.D	05/10/12	14:21	04:15	MW-F
MC10370-5	G116987.D	05/10/12	14:50	04:44	MW-1
MC10370-6	G116988.D	05/10/12	15:18	05:12	MW-1(DOT)
MC10370-7	G116989.D	05/10/12	15:46	05:40	MW-5
MC10370-8	G116990.D	05/10/12	16:14	06:08	PW-1
MC10370-9	G116991.D	05/10/12	16:42	06:36	PZ-1
MC10370-10	G116992.D	05/10/12	17:10	07:04	PZ-2
MC10370-11	G116993.D	05/10/12	17:38	07:32	MW-22
MC10370-12	G116994.D	05/10/12	18:07	08:01	MW-23
MC10370-13	G116995.D	05/10/12	18:36	08:30	MW-24
MC10370-14	G116996.D	05/10/12	19:04	08:58	DUP-1
MC10370-14MS	G116997.D	05/10/12	19:33	09:27	Matrix Spike
MC10370-14MSD	G116998.D	05/10/12	20:02	09:56	Matrix Spike Duplicate
ZZZZZZ	G116999.D	05/10/12	20:30	10:24	(unrelated sample)
ZZZZZZ	G117000.D	05/10/12	20:59	10:53	(unrelated sample)
ZZZZZZ	G117001.D	05/10/12	21:28	11:22	(unrelated sample)
ZZZZZZ	G117002.D	05/10/12	21:56	11:50	(unrelated sample)

Volatile Internal Standard Area Summary

Job Number: MC10370
Account: ANYA Arcadis
Project: LMC Utica, 525 French Road, Utica, NY

Check Std: MSG4691-CC4689 **Injection Date:** 05/10/12
Lab File ID: G116977.D **Injection Time:** 10:06
Instrument ID: GCMSG **Method:** SW846 8260B

	IS 1 AREA	RT	IS 2 AREA	RT	IS 3 AREA	RT	IS 4 AREA	RT	IS 5 AREA	RT
Check Std	159697	5.17	264245	6.30	126556	9.63	77991	12.25	36143	3.11
Upper Limit [a]	319394	5.67	528490	6.80	253112	10.13	155982	12.75	72286	3.61
Lower Limit [b]	79849	4.67	132123	5.80	63278	9.13	38996	11.75	18072	2.61

Lab Sample ID	IS 1 AREA	RT	IS 2 AREA	RT	IS 3 AREA	RT	IS 4 AREA	RT	IS 5 AREA	RT
MSG4691-BS	154090	5.16	268562	6.30	124687	9.63	75895	12.25	35310	3.11
MSG4691-MB	155808	5.16	272126	6.29	121521	9.63	74951	12.25	37787	3.11
MC10370-15	158993	5.17	264659	6.29	124052	9.63	77727	12.25	30709	3.11
MC10370-1	154834	5.16	275359	6.30	124791	9.63	72302	12.25	33590	3.12
MC10370-2	163173	5.17	274170	6.29	124762	9.63	75688	12.25	39241	3.12
MC10370-3	161191	5.17	274138	6.30	123685	9.63	75261	12.25	35982	3.11
MC10370-4	159436	5.17	275813	6.30	123544	9.63	73497	12.25	42174	3.13
MC10370-5	158849	5.17	267783	6.29	120151	9.63	72961	12.25	36076	3.12
MC10370-6	168587	5.18	276949	6.30	125500	9.63	75445	12.25	44578	3.12
MC10370-7	160071	5.17	272716	6.30	122915	9.63	73406	12.25	32259	3.10
MC10370-8	154729	5.16	263467	6.29	120965	9.63	75944	12.25	41318	3.11
MC10370-9	161413	5.17	272801	6.30	127558	9.63	76283	12.25	42338	3.13
MC10370-10	157970	5.18	272520	6.30	120972	9.63	71340	12.25	43307	3.12
MC10370-11	158664	5.17	264998	6.30	118908	9.63	71462	12.25	39558	3.13
MC10370-12	155654	5.17	270618	6.30	121666	9.63	72041	12.25	34988	3.12
MC10370-13	152266	5.17	255553	6.29	118460	9.63	72063	12.25	33904	3.13
MC10370-14	157170	5.17	260993	6.29	121592	9.63	72405	12.25	31952	3.13
MC10370-14MS	157085	5.17	262509	6.30	121859	9.63	71905	12.25	28730	3.10
MC10370-14MSD	152073	5.17	263354	6.30	126136	9.63	74541	12.25	31218	3.12
ZZZZZZ	147949	5.16	264047	6.29	120693	9.63	72638	12.25	29539	3.11
ZZZZZZ	158714	5.17	267031	6.29	121788	9.63	72679	12.25	34725	3.12
ZZZZZZ	152994	5.16	269238	6.29	121626	9.63	71812	12.25	26833	3.11
ZZZZZZ	156839	5.17	261302	6.29	119405	9.63	70533	12.25	30267	3.11

IS 1 = Pentafluorobenzene
IS 2 = 1,4-Difluorobenzene
IS 3 = Chlorobenzene-D5
IS 4 = 1,4-Dichlorobenzene-d4
IS 5 = Tert Butyl Alcohol-D9

(a) Upper Limit = + 100% of check standard area; Retention time + 0.5 minutes.
(b) Lower Limit = -50% of check standard area; Retention time -0.5 minutes.

Volatile Surrogate Recovery Summary

Job Number: MC10370
Account: ANYA Arcadis
Project: LMC Utica, 525 French Road, Utica, NY

Method: SW846 8260B **Matrix:** AQ

Samples and QC shown here apply to the above method

Lab Sample ID	Lab File ID	S1	S2	S3
MC10370-1	G116983.D	128.0	118.0	120.0
MC10370-2	G116984.D	121.0	119.0	115.0
MC10370-3	G116985.D	125.0	118.0	114.0
MC10370-4	G116986.D	121.0	118.0	116.0
MC10370-5	G116987.D	124.0	117.0	114.0
MC10370-6	G116988.D	117.0	121.0	117.0
MC10370-7	G116989.D	118.0	119.0	116.0
MC10370-8	G116990.D	123.0	119.0	114.0
MC10370-9	G116991.D	123.0	121.0	118.0
MC10370-10	G116992.D	122.0	116.0	115.0
MC10370-11	G116993.D	120.0	119.0	118.0
MC10370-12	G116994.D	123.0	117.0	117.0
MC10370-13	G116995.D	123.0	123.0	116.0
MC10370-14	G116996.D	121.0	122.0	117.0
MC10370-15	G116982.D	120.0	121.0	113.0
MC10370-14MS	G116997.D	121.0	118.0	119.0
MC10370-14MSD	G116998.D	126.0	120.0	115.0
MSG4691-BS	G116979.D	130.0	119.0	113.0
MSG4691-MB	G116981.D	122.0	119.0	115.0

Surrogate Compounds	Recovery Limits
S1 = Dibromofluoromethane	70-130%
S2 = Toluene-D8	70-130%
S3 = 4-Bromofluorobenzene	70-130%

Initial Calibration Summary

Job Number: MC10370
Account: ANYA Arcadis
Project: LMC Utica, 525 French Road, Utica, NY

Sample: MSG4689-ICC4689
Lab FileID: G116934.D

Response Factor Report GCMS G

Method : C:\HPCHEM\1\METHODS\G120507T.M (RTE Integrator)
Title : SW-846 Method 8260
Last Update : Fri May 11 18:05:23 2012
Response via : Initial Calibration

Calibration Files
1ppb=G116928.D 2 =G116927.D 5 =G116926.D 50 =G116934.D
100 =G116933.D 200 =G116932.D 400 =G116931.D 0.5 =G116929.D
25 =G116925.D =

Compound	1ppb	2	5	50	100	200	400	0.5	25	Avg	%RSD
1) I tert butyl alcohol-d9	ISTD										
2) tertiary butyl alcohol		1.313	1.389	1.791	1.515	1.583	1.520			1.475	1.512	10.05
3) Ethanol				0.106	0.201	0.164	0.169	0.164		0.097	0.150	26.70
----- Linear regression ----- Coefficient = 0.9976												
Response Ratio = 0.00466 + 0.16477 *A												
4) I pentafluorobenzene	ISTD										
5) dichlorodifluoromethane		0.214	0.242	0.346	0.309	0.307	0.317			0.268	0.286	16.28
----- Linear regression ----- Coefficient = 0.9994												
Response Ratio = -0.00770 + 0.31643 *A												
6) chloromethane		0.449	0.396	0.426	0.498	0.445	0.433	0.430		0.420	0.437	6.71
7) vinyl chloride		0.298	0.294	0.310	0.365	0.320	0.297	0.241		0.303	0.303	11.29
8) bromomethane			0.192	0.172	0.224	0.205	0.206	0.208		0.179	0.198	9.18
9) chloroethane		0.150	0.144	0.154	0.195	0.177	0.176	0.172		0.164	0.166	10.17
10) ethyl ether		0.366	0.354	0.314	0.408	0.355	0.358	0.364		0.317	0.355	8.40
11) acetonitrile		0.600	0.573	0.603	0.750	0.675	0.682	0.717		0.631	0.654	9.49
12) trichlorofluoromethane		0.420	0.415	0.439	0.524	0.508	0.525	0.531		0.426	0.473	11.17
13) freon-113		0.301	0.300	0.305	0.376	0.339	0.371	0.366		0.271	0.329	12.09
14) acrolein		0.058	0.058	0.056	0.074	0.066	0.065	0.064		0.056	0.062	10.22
15) 1,1-dichloroethene		0.198	0.254	0.281	0.324	0.323	0.319	0.327		0.259	0.285	16.26
16) acetone				0.163	0.151	0.149	0.144	0.148		0.110	0.144	12.56
17) Methyl Acetate			0.432	0.354	0.418	0.385	0.389	0.410		0.367	0.394	7.11
18) methylene chloride		0.388	0.393	0.336	0.433	0.385	0.386	0.387		0.330	0.380	8.63
19) methyl tert butyl ether		0.343	0.312	0.338	0.300	0.284	0.297	0.328		0.295	0.312	7.01
20) acrylonitrile												

Initial Calibration Summary

Job Number: MC10370
Account: ANYA Arcadis
Project: LMC Utica, 525 French Road, Utica, NY

Sample: MSG4689-ICC4689
Lab FileID: G116934.D


```
                0.150 0.157 0.203 0.182 0.175 0.183       0.156   0.172   11.03
21)  allyl chloride
          0.600 0.573 0.603 0.782 0.784 0.715 0.808       0.631   0.687   13.99
22)  trans-1,2-dichloroethene
          0.286 0.310 0.335 0.411 0.378 0.382 0.378       0.321   0.350   12.31
23)  iodomethane
          0.488 0.520 0.519 0.660 0.599 0.604 0.604       0.516   0.564   10.72
24)  carbon disulfide
          1.020 1.090 1.106 1.292 1.207 1.223 1.229       1.051   1.152    8.49
25)  propionitrile
                      0.049 0.075 0.068 0.068 0.070       0.059   0.065   14.12
26)  vinyl acetate
          0.343 0.432 0.354 0.418 0.385 0.389 0.410       0.367   0.387    8.10
27)  chloroprene
                      0.503 0.679 0.629 0.665 0.660       0.501   0.606   13.55
28)  di-isopropyl ether
          1.223 1.286 1.199 1.705 1.524 1.523 1.540       1.365   1.421   12.64
29)  methacrylonitrile
          0.338 0.333 0.362 0.447 0.400 0.391 0.426       0.337   0.379   11.53
30)  2-butanone
          0.043 0.039 0.039 0.052 0.046 0.045 0.048       0.037   0.044   11.52
31)  Ethyl Acetate
          3.244 2.808 2.275 2.770 2.550 2.828 2.579       2.527   2.698   10.64
32)  Hexane
          0.360 0.395 0.361 0.440 0.388 0.398 0.393       0.372   0.388    6.61
33)  1,1-dichloroethane
          0.244 0.383 0.424 0.511 0.460 0.459 0.457       0.389   0.416   19.48
           ----- Linear regression -----  Coefficient =  0.9996
             Response Ratio = 0.00146 + 0.45783 *A

34)  tert-butyl ethyl ether
                0.192 0.200 0.148 0.140 0.159 0.179       0.168   0.169   13.18
35)  isobutyl alcohol
          0.065 0.063 0.076 0.084 0.075 0.074 0.075       0.067   0.072    9.43
36)  2,2-dichloropropane
          0.397 0.436 0.483 0.536 0.490 0.511 0.521       0.460   0.479    9.69
37)  cis-1,2-dichloroethene
                0.430 0.387 0.451 0.432 0.420 0.410       0.365   0.413    7.07
38)  bromochloromethane
          0.181 0.174 0.211 0.231 0.203 0.202 0.206       0.185   0.199    9.27
39)  chloroform
          0.461 0.458 0.493 0.626 0.560 0.562 0.565       0.480   0.526   11.58
40)  dibromofluoromethane (s)
          0.422 0.398 0.380 0.554 0.471 0.488 0.490 0.348 0.485   0.448   14.59
41)  Tetrahydrofuran
          0.121 0.109 0.125 0.155 0.135 0.138 0.136       0.125   0.130   10.37
42)  1,1,1-trichloroethane
          0.325 0.360 0.335 0.416 0.373 0.366 0.358       0.327   0.357    8.37

43) I   1,4-difluorobenzene   ----------------ISTD--------------------
44)  Cyclohexane
          0.338 0.354 0.420 0.490 0.434 0.455 0.436       0.337   0.408   14.17
45)  carbon tetrachloride
                0.225 0.244 0.331 0.298 0.313 0.303       0.230   0.278   15.62
           ----- Linear regression -----  Coefficient =  0.9992
             Response Ratio = -0.00331 + 0.30516 *A

46)  1,1-dichloropropene
          0.269 0.253 0.321 0.414 0.366 0.374 0.366       0.309   0.334   16.63
           ----- Linear regression -----  Coefficient =  0.9995
```

Initial Calibration Summary

Job Number: MC10370
Account: ANYA Arcadis
Project: LMC Utica, 525 French Road, Utica, NY

Sample: MSG4689-ICC4689
Lab FileID: G116934.D


```
              Response Ratio = 0.00191 + 0.36781 *A

47)  benzene
           0.760 0.844 0.882 1.077 0.941 0.955 0.920 0.723 0.801   0.878   12.52
48)  1,2-dichloroethane
           0.320 0.270 0.339 0.387 0.340 0.351 0.344       0.306   0.332   10.34
49)  tert-amyl methyl ether
                                                                   0.000   -1.00
50)  heptane
           0.312 0.271 0.323 0.427 0.345 0.400 0.396       0.338   0.352   14.87
51)  trichloroethene
                 0.199 0.229 0.283 0.249 0.251 0.243       0.212   0.238   11.63
52)  1,2-dichloropropane
           0.184 0.223 0.255 0.300 0.269 0.273 0.264       0.224   0.249   14.67
53)  dibromomethane
           0.129 0.128 0.162 0.182 0.158 0.162 0.158       0.130   0.151   13.19
54)  bromodichloromethane
           0.262 0.267 0.297 0.368 0.327 0.335 0.326       0.277   0.307   12.27
55)  Methylcyclohexane
                 0.330 0.324 0.442 0.379 0.399 0.383       0.288   0.363   14.44
56)  2-chloroethyl vinyl ether
                 0.223 0.255 0.300 0.269 0.273 0.264       0.224   0.258   10.62
57)  methyl methacrylate
                 0.145 0.159 0.208 0.191 0.186 0.185       0.143   0.174   14.45
58)  1,4-dioxane
                       0.033 0.041 0.038 0.039 0.037       0.027   0.036   14.01
59)  cis-1,3-dichloropropene
           0.269 0.253 0.321 0.414 0.366 0.374 0.366 0.254 0.309   0.325   17.99
            ----- Linear regression -----  Coefficient =  0.9995
              Response Ratio = 0.00141 + 0.36790 *A

60)  toluene-d8 (s)
           0.841 0.931 0.870 1.109 0.942 0.967 0.934 0.872 0.903   0.930    8.44
61)  4-methyl-2-pentanone
                       0.204 0.298 0.271 0.270 0.272       0.192   0.251   17.07
            ----- Linear regression -----  Coefficient =  0.9993
              Response Ratio = -0.00853 + 0.27355 *A

62)  toluene
           0.438 0.457 0.563 0.638 0.537 0.548 0.520       0.464   0.521   12.68
63)  trans-1,3-dichloropropene
           0.269 0.253 0.321 0.414 0.366 0.374 0.366 0.254 0.309   0.325   17.99
            ----- Linear regression -----  Coefficient =  0.9995
              Response Ratio = 0.00141 + 0.36790 *A

64)  1,1,2-trichloroethane
           0.221 0.276 0.280 0.328 0.284 0.290 0.289       0.240   0.276   11.88
65)  ethyl methacrylate
                 0.250 0.263 0.352 0.313 0.317 0.309       0.254   0.294   13.14

66) I   chlorobenzene-d5      ----------------ISTD--------------------
67)  tetrachloroethene
           0.381 0.421 0.504 0.546 0.480 0.442 0.401       0.385   0.445   13.47
68)  1,3-dichloropropane
           0.706 0.766 0.823 0.910 0.810 0.742 0.683       0.731   0.771    9.54
69)  dibromochloromethane
           0.400 0.460 0.437 0.574 0.526 0.493 0.461 0.321 0.455   0.459   15.78
            ----- Linear regression -----  Coefficient =  0.9976
              Response Ratio = 0.03277 + 0.46543 *A
```

Initial Calibration Summary

Job Number: MC10370
Account: ANYA Arcadis
Project: LMC Utica, 525 French Road, Utica, NY

Sample: MSG4689-ICC4689
Lab FileID: G116934.D

```
70)  1,2-dibromoethane
          0.402 0.490 0.529 0.585 0.514 0.479 0.438       0.471   0.488   11.52
71)  2-hexanone
          0.266 0.312 0.315 0.405 0.369 0.345 0.320       0.301   0.329   13.09
72)  chlorobenzene
          0.984 1.069 1.177 1.329 1.147 1.089 0.973       1.002   1.096   10.94
73)  1,1,1,2-tetrachloroethane
          0.356 0.361 0.416 0.525 0.457 0.437 0.386 0.271 0.406   0.402   17.75
        ----- Quadratic regression -----                Coefficient =  0.9996
           Response Ratio = -0.00438 + 0.49170 *A + -0.01312 *A^2

74)  ethylbenzene
          1.820 1.858 1.861 2.084 1.797 1.731 1.538       1.624   1.789    9.25
75)  m,p-xylene
          0.647 0.606 0.723 0.771 0.670 0.639 0.573       0.575   0.650   10.68
76)  o-xylene
          0.591 0.657 0.652 0.726 0.627 0.612 0.560       0.528   0.619    9.97
77)  styrene
          0.973 0.992 1.011 1.265 1.087 1.059 0.966       0.890   1.030   10.91
78)  bromoform
          0.230 0.254 0.273 0.391 0.356 0.334 0.306       0.275   0.303   18.12
           ----- Linear regression -----  Coefficient =  0.9962
             Response Ratio = 0.02764 + 0.30967 *A

79)  trans-1,4-dichloro-2-butene
                    0.066 0.126 0.130 0.143 0.150       0.081   0.116   29.57
           ----- Linear regression -----  Coefficient =  0.9991
             Response Ratio = -0.02978 + 0.15285 *A


80) I   1,4-dichlorobenzene-d ----------------ISTD--------------------
81)  isopropylbenzene
          2.204 2.531 2.467 2.692 2.312 2.378 2.206       2.022   2.352    9.03
82)  bromofluorobenzene (s)
          1.137 1.167 1.126 1.337 1.148 1.162 1.097 1.180 1.105   1.162    6.13
83)  bromobenzene
          0.801 0.718 0.801 0.904 0.779 0.792 0.728       0.686   0.776    8.68
84)  1,1,2,2-tetrachloroethane
          0.823 1.027 1.005 1.109 0.989 0.974 0.927       0.856   0.964    9.64
85)  1,2,3-trichloropropane
          0.636 0.741 0.795 0.867 0.772 0.766 0.731       0.648   0.745   10.18
86)  n-propylbenzene
          2.945 2.686 2.790 2.814 2.401 2.487 2.358       2.079   2.570   11.23
87)  2-chlorotoluene
          2.256 2.332 2.108 2.367 1.978 2.080 1.910       1.676   2.088   11.14
88)  4-chlorotoluene
          1.694 1.504 1.989 2.052 1.767 1.765 1.672       1.584   1.754   10.70
89)  1,3,5-trimethylbenzene
          2.204 2.531 2.467 2.692 2.312 2.378 2.206       2.022   2.352    9.03
90)  tert-butylbenzene
          1.102 1.425 1.507 1.409 1.203 1.216 1.130       1.080   1.259   13.08
91)  1,2,4-trimethylbenzene
          2.251 2.298 2.422 2.556 2.149 2.217 2.079       1.869   2.230    9.41
92)  sec-butylbenzene
          2.351 2.394 2.416 2.357 1.964 2.006 1.900       1.858   2.156   11.31
93)  1,3-dichlorobenzene
          0.869 1.008 1.125 1.232 1.066 1.089 1.035       0.921   1.043   10.97
94)  p-isopropyltoluene
          1.577 1.786 1.977 1.891 1.532 1.526 1.470       1.490   1.656   12.00
95)  1,4-dichlorobenzene
```

Initial Calibration Summary

Job Number: MC10370
Account: ANYA Arcadis
Project: LMC Utica, 525 French Road, Utica, NY

Sample: MSG4689-ICC4689
Lab FileID: G116934.D

```
           1.239 1.107 1.213 1.313 1.107 1.137 1.082       0.953   1.144    9.67
 96)  1,2-dichlorobenzene
           0.894 1.004 1.132 1.229 1.041 1.069 1.010       0.875   1.032   11.30
 97)  n-butylbenzene
           1.691 1.676 1.766 1.819 1.433 1.385 1.306       1.447   1.565   12.40
 98)  1,2-dibromo-3-chloropropane
           0.094 0.123 0.127 0.160 0.151 0.148 0.152       0.114   0.134   17.17
            ----- Linear regression -----  Coefficient =  0.9995
              Response Ratio = -0.00413 + 0.15208 *A

 99)  1,3,5-trichlorobenzene
           0.593 0.596 0.737 0.906 0.736 0.725 0.685       0.656   0.704   14.18
100)  1,2,4-trichlorobenzene
                      0.472 0.773 0.651 0.640 0.578       0.511   0.604   17.99
            ----- Linear regression -----  Coefficient =  0.9952
              Response Ratio = 0.08780 + 0.57944 *A

101)  hexachlorobutadiene
                      0.300 0.372 0.304 0.304 0.278       0.290   0.308   10.62
102)  naphthalene
                      1.281 1.802 1.547 1.422 1.248       1.157   1.409   16.76
            ----- Linear regression -----  Coefficient =  0.9914
              Response Ratio = 0.31105 + 1.24405 *A

103)  2-Methylnaphthalene
                      0.475 0.674 0.639 0.708 0.585               0.616   14.83
104)  1-Methylnaphthalene
                      0.399 0.629 0.604 0.607 0.498               0.547   17.71
          ----- Quadratic regression -----                Coefficient =  0.9994
              Response Ratio = -0.02813 + 0.71337 *A + -0.05182 *A^2

105)  1,2,3-trichlorobenzene
                      0.489 0.741 0.615 0.593 0.527       0.469   0.572   17.54
          ----- Quadratic regression -----                Coefficient =  0.9986
              Response Ratio = -0.02063 + 0.67343 *A + -0.01802 *A^2

 ---------------------------------------------------------------------------
 (#) = Out of Range  ###  Number of calibration levels exceeded format  ###

           G120507T.M        Fri May 11 18:06:11 2012
```

Initial Calibration Verification

Job Number: MC10370
Account: ANYA Arcadis
Project: LMC Utica, 525 French Road, Utica, NY

Sample: MSG4689-ICV4689
Lab FileID: G116952.D

Evaluate Continuing Calibration Report

Data File : C:\HPCHEM\1\DATA\120509\G116952.D Vial: 4
Acq On : 9 May 2012 11:43 am Operator: alit
Sample : icv4689 Inst : GCMS G
Misc : MS25756,MSG4689,,,,5,1 Multiplr: 1.00
MS Integration Params: RTEINT.P

Method : C:\HPCHEM\1\METHODS\G120507T.M (RTE Integrator)
Title : SW-846 Method 8260
Last Update : Tue May 08 11:43:14 2012
Response via : Multiple Level Calibration

Min. RRF : 0.000 Min. Rel. Area : 50% Max. R.T. Dev 0.50min
Max. RRF Dev : 20% Max. Rel. Area : 200%

		Compound	AvgRF	CCRF	%Dev	Area%	Dev(min)	R.T.
1	I	tert butyl alcohol-d9	1.000	1.000	0.0	95	0.00	3.11
2	M	tertiary butyl alcohol	1.512	1.790	-18.4	95	0.00	3.19
			True	Calc.	% Drift			
3	T	Ethanol	5000.000	5541.519	-10.8	87	-0.02	2.49
			AvgRF	CCRF	% Dev			
4	I	pentafluorobenzene	1.000	1.000	0.0	96	0.00	5.17
			True	Calc.	% Drift			
5	M	dichlorodifluoromethane	50.000	48.026	3.9	82	0.00	1.62
			AvgRF	CCRF	% Dev			
6	P	chloromethane	0.437	0.507	-16.0	98	0.00	1.85
7	c	vinyl chloride	0.303	0.326	-7.6	86	0.00	1.91
8	M	bromomethane	0.198	0.231	-16.7	99	0.00	2.29
9	M	chloroethane	0.166	0.187	-12.7	92	0.00	2.34
10	M	ethyl ether	0.355	0.367	-3.4	86	0.00	2.82
11	M	acetonitrile	0.654	0.712	-8.9	91	0.00	3.47
12	M	trichlorofluoromethane	0.473	0.531	-12.3	98	0.00	2.58
13	M	freon-113	0.329	0.396	-20.4#	101	0.00	2.97
14	M	acrolein	0.062	0.069	-11.3	89	0.00	1.86
15	c	1,1-dichloroethene	0.285	0.336	-17.9	100	0.00	3.12
16	M	acetone	0.144	0.213	-47.9#	135	0.00	3.00
17	M	Methyl Acetate	0.394	0.499	-26.6#	115	0.00	3.42
18	M	methylene chloride	0.380	0.411	-8.2	91	0.00	3.57
19	M	methyl tert butyl ether	0.312	0.280	10.3	89	0.00	3.70
20	M	acrylonitrile	0.172	0.189	-9.9	89	0.00	3.68
21	M	allyl chloride	0.687	0.714	-3.9	88	0.00	3.47
22	M	trans-1,2-dichloroethene	0.350	0.402	-14.9	94	0.00	3.86
23	M	iodomethane	0.564	0.553	2.0	81	0.00	3.42
24	M	carbon disulfide	1.152	1.097	4.8	82	0.00	3.61
25	M	propionitrile	0.065	0.068	-4.6	87	0.00	4.78
26	M	vinyl acetate	0.387	0.499	-28.9#	115	0.00	3.42
27	M	chloroprene	0.606	0.604	0.3	85	0.00	4.38
28	M	di-isopropyl ether	1.421	1.582	-11.3	89	0.00	4.19
29	M	methacrylonitrile	0.379	0.416	-9.8	89	0.00	5.00
30	M	2-butanone	0.044	0.056	-27.3#	102	0.00	4.70
31		Ethyl Acetate	2.698	2.471	8.4	86	0.00	4.15
32	M	Hexane	0.388	0.430	-10.8	94	0.00	3.92

Initial Calibration Verification

Job Number: MC10370
Account: ANYA Arcadis
Project: LMC Utica, 525 French Road, Utica, NY

Sample: MSG4689-ICV4689
Lab FileID: G116952.D

			True	Calc.	% Drift			
33	P	1,1-dichloroethane	50.000	54.033	-8.1	93	0.00	6.86
			AvgRF	CCRF	% Dev			
34	M	tert-butyl ethyl ether	0.169	0.147	13.0	96	0.00	4.56
35	M	isobutyl alcohol	0.072	0.075	-4.2	86	0.00	4.87
36	M	2,2-dichloropropane	0.479	0.580	-21.1#	104	0.00	4.87
37	M	cis-1,2-dichloroethene	0.413	0.438	-6.1	93	0.00	4.91
38	M	bromochloromethane	0.199	0.221	-11.1	92	0.00	5.26
39	c	chloroform	0.526	0.620	-17.9	95	0.00	7.11
40	S	dibromofluoromethane (s)	0.448	0.671	-49.8#	116	0.00	5.32
41	M	Tetrahydrofuran	0.130	0.141	-8.5	88	0.00	5.29
42	M	1,1,1-trichloroethane	0.357	0.403	-12.9	93	0.00	8.43
43	I	1,4-difluorobenzene	1.000	1.000	0.0	97	0.00	6.30
44	M	Cyclohexane	0.408	0.449	-10.0	89	0.00	5.55
			True	Calc.	% Drift			
45	M	carbon tetrachloride	50.000	52.247	-4.5	93	0.00	5.80
46	M	1,1-dichloropropene	50.000	56.313	-12.6	98	0.00	8.25
			AvgRF	CCRF	% Dev			
47	M	benzene	0.878	1.039	-18.3	94	0.00	6.01
48	M	1,2-dichloroethane	0.332	0.377	-13.6	95	0.00	5.96
49	M	tert-amyl methyl ether	0.000	0.010	0.0	0#	0.00	6.27
50	M	heptane	0.352	0.438	-24.4#	100	0.00	5.89
51	M	trichloroethene	0.238	0.264	-10.9	91	0.00	6.66
52	c	1,2-dichloropropane	0.249	0.288	-15.7	93	0.00	6.86
53	M	dibromomethane	0.151	0.152	-0.7	81	0.00	7.16
54	M	bromodichloromethane	0.307	0.360	-17.3	95	0.00	7.11
55	M	Methylcyclohexane	0.363	0.387	-6.6	85	-0.01	6.73
56	M	2-chloroethyl vinyl ether	0.258	0.288	-11.6	93	0.00	6.86
57	M	methyl methacrylate	0.174	0.194	-11.5	91	0.00	6.90
58	M	1,4-dioxane	0.036	0.035	2.8	83	0.00	4.38
			True	Calc.	% Drift			
59	M	cis-1,3-dichloropropene	50.000	56.367	-12.7	98	0.00	8.25
			AvgRF	CCRF	% Dev			
60	S	toluene-d8 (s)	0.930	1.370	-47.3#	120	0.00	7.98
			True	Calc.	% Drift			
61	M	4-methyl-2-pentanone	50.000	52.467	-4.9	91	0.00	7.47
			AvgRF	CCRF	% Dev			
62	c	toluene	0.521	0.581	-11.5	89	0.00	8.07
			True	Calc.	% Drift			
63	M	trans-1,3-dichloropropene	50.000	56.367	-12.7	98	0.00	8.25
			AvgRF	CCRF	% Dev			
64	M	1,1,2-trichloroethane	0.276	0.315	-14.1	93	0.00	10.86
65	M	ethyl methacrylate	0.294	0.317	-7.8	88	0.00	8.24
66	I	chlorobenzene-d5	1.000	1.000	0.0	91	0.00	9.63
67	M	tetrachloroethene	0.445	0.556	-24.9#	93	0.00	8.78
68	M	1,3-dichloropropane	0.771	0.913	-18.4	91	0.00	8.70
			True	Calc.	% Drift			
69	M	dibromochloromethane	50.000	61.733	-23.5#	97	0.00	9.00

Initial Calibration Verification

Job Number: MC10370
Account: ANYA Arcadis
Project: LMC Utica, 525 French Road, Utica, NY

Sample: MSG4689-ICV4689
Lab FileID: G116952.D

			AvgRF	CCRF	% Dev			
70	M	1,2-dibromoethane	0.488	0.592	-21.3#	92	0.00	9.22
71	M	2-hexanone	0.329	0.429	-30.4#	97	0.00	8.43
72	P	chlorobenzene	1.096	1.434	-30.8#	98	0.00	9.67
			True	Calc.	% Drift			
73	M	1,1,1,2-tetrachloroethane	50.000	56.220	-12.4	92	0.00	9.71
			AvgRF	CCRF	% Dev			
74	c	ethylbenzene	1.789	2.089	-16.8	91	0.00	9.73
75	M	m,p-xylene	0.650	0.791	-21.7#	94	0.00	9.81
76	M	o-xylene	0.619	0.771	-24.6#	97	0.00	10.29
77	M	styrene	1.030	1.204	-16.9	87	0.00	10.33
			True	Calc.	% Drift			
78	P	bromoform	50.000	59.010	-18.0	92	0.00	10.70
79	M	trans-1,4-dichloro-2-bute	50.000	63.132	-26.3#	118	0.00	10.73
			AvgRF	CCRF	% Dev			
80	I	1,4-dichlorobenzene-d4	1.000	1.000	0.0	90	0.00	12.25
81	M	isopropylbenzene	2.352	2.873	-22.2#	96	0.00	10.68
82	S	bromofluorobenzene (s)	1.162	1.688	-45.3#	114	0.00	10.95
83	M	bromobenzene	0.776	0.877	-13.0	87	0.00	11.17
84	P	1,1,2,2-tetrachloroethane	0.964	1.151	-19.4	93	0.00	10.86
85	M	1,2,3-trichloropropane	0.745	0.880	-18.1	91	0.00	11.03
86	M	n-propylbenzene	2.570	3.046	-18.5	97	0.00	11.12
87	M	2-chlorotoluene	2.088	2.441	-16.9	93	0.00	11.31
88	M	4-chlorotoluene	1.754	2.239	-27.7#	98	0.00	11.36
89	M	1,3,5-trimethylbenzene	2.352	2.873	-22.2#	96	0.00	10.68
90	M	tert-butylbenzene	1.259	1.535	-21.9#	98	0.00	11.68
91	M	1,2,4-trimethylbenzene	2.230	2.519	-13.0	89	0.00	11.29
92	M	sec-butylbenzene	2.156	2.624	-21.7#	100	0.00	11.91
93	M	1,3-dichlorobenzene	1.043	1.357	-30.1#	99	0.00	12.17
94	M	p-isopropyltoluene	1.656	2.004	-21.0#	95	0.00	12.06
95	M	1,4-dichlorobenzene	1.144	1.312	-14.7	90	0.00	12.28
96	M	1,2-dichlorobenzene	1.032	1.303	-26.3#	95	0.00	12.69
97	M	n-butylbenzene	1.565	1.932	-23.5#	96	0.00	12.51
98	M	1,2-dibromo-3-chloropropa	0.134	0.167	-24.6#	94	0.00	13.55
99		1,3,5-trichlorobenzene	0.704	0.982	-39.5#	98	0.00	13.81
			True	Calc.	% Drift			
100	M	1,2,4-trichlorobenzene	50.000	61.786	-23.6#	94	0.00	14.51
			AvgRF	CCRF	% Dev			
101	M	hexachlorobutadiene	0.308	0.439	-42.5#	106	0.00	14.66
			True	Calc.	% Drift			
102	M	naphthalene	50.000	59.140	-18.3	89	0.00	14.80
			AvgRF	CCRF	% Dev			
103		2-Methylnaphthalene	0.616	0.565	8.3	75	0.00	15.98
			True	Calc.	% Drift			
104		1-Methylnaphthalene	25.000	3.995	84.0#	8	0.00	16.25
105	M	1,2,3-trichlorobenzene	50.000	57.829	-15.7	89	0.00	15.07

(32.3 %) 32 of 99 compounds'%D > 20

Initial Calibration Verification

Job Number: MC10370
Account: ANYA Arcadis
Project: LMC Utica, 525 French Road, Utica, NY

Sample: MSG4689-ICV4689
Lab FileID: G116952.D

```
------------------------------------------------------------------------

   (#) = Out of Range              SPCC's out = 0  CCC's out = 0
    G116934.D  G120507T.M       Thu May 10 15:56:30 2012
```

Continuing Calibration Summary

Job Number: MC10370
Account: ANYA Arcadis
Project: LMC Utica, 525 French Road, Utica, NY

Sample: MSG4691-CC4689
Lab FileID: G116977.D

Evaluate Continuing Calibration Report

Data File : C:\HPCHEM\1\DATA\120510\G116977.D Vial: 2
Acq On : 10 May 2012 10:06 am Operator: alit
Sample : cc4689-50.0 Inst : GCMS G
Misc : MS25756,MSG4691,,,,5,1 Multiplr: 1.00
MS Integration Params: RTEINT.P

Method : C:\HPCHEM\1\METHODS\G120507T.M (RTE Integrator)
Title : SW-846 Method 8260
Last Update : Tue May 08 11:43:14 2012
Response via : Multiple Level Calibration

Min. RRF : 0.000 Min. Rel. Area : 50% Max. R.T. Dev 0.50min
Max. RRF Dev : 20% Max. Rel. Area : 200%

		Compound	AvgRF	CCRF	%Dev	Area%	Dev(min)	R.T.
1	I	tert butyl alcohol-d9	1.000	1.000	0.0	76	0.00	3.11
2	M	tertiary butyl alcohol	1.512	1.522	-0.7	64	-0.01	3.18
		---------- True	Calc.	% Drift	----------			
3	T	Ethanol	5000.000	7576.424	-51.5#	94	0.00	2.50
		---------- AvgRF	CCRF	% Dev	----------			
4	I	pentafluorobenzene	1.000	1.000	0.0	95	0.00	5.17
		---------- True	Calc.	% Drift	----------			
5	M	dichlorodifluoromethane	50.000	43.616	12.8	73	0.00	1.62
		---------- AvgRF	CCRF	% Dev	----------			
6	P	chloromethane	0.437	0.441	-0.9	84	0.00	1.85
7	c	vinyl chloride	0.303	0.310	-2.3	80	0.00	1.91
8	M	bromomethane	0.198	0.192	3.0	81	0.00	2.29
9	M	chloroethane	0.166	0.168	-1.2	81	0.00	2.34
10	M	ethyl ether	0.355	0.327	7.9	76	0.00	2.82
11	M	acetonitrile	0.654	0.666	-1.8	84	0.00	3.47
12	M	trichlorofluoromethane	0.473	0.501	-5.9	91	0.00	2.59
13	M	freon-113	0.329	0.321	2.4	81	0.00	2.96
14	M	acrolein	0.062	0.070	-12.9	90	0.00	1.86
15	c	1,1-dichloroethene	0.285	0.283	0.7	83	0.00	3.12
16	M	acetone	0.144	0.139	3.5	87	0.00	3.00
17	M	Methyl Acetate	0.394	0.366	7.1	83	0.00	3.42
18	M	methylene chloride	0.380	0.378	0.5	82	0.00	3.57
19	M	methyl tert butyl ether	0.312	0.200	35.9#	63	0.00	3.70
20	M	acrylonitrile	0.172	0.165	4.1	77	0.00	3.68
21	M	allyl chloride	0.687	0.771	-12.2	93	0.02	3.49
22	M	trans-1,2-dichloroethene	0.350	0.358	-2.3	82	0.00	3.86
23	M	iodomethane	0.564	0.567	-0.5	81	0.00	3.42
24	M	carbon disulfide	1.152	1.103	4.3	81	0.00	3.61
25	M	propionitrile	0.065	0.063	3.1	80	0.00	4.78
26	M	vinyl acetate	0.387	0.366	5.4	83	0.00	3.42
27	M	chloroprene	0.606	0.607	-0.2	85	0.00	4.39
28	M	di-isopropyl ether	1.421	1.505	-5.9	83	0.00	4.19
29	M	methacrylonitrile	0.379	0.388	-2.4	82	0.00	5.00
30	M	2-butanone	0.044	0.043	2.3	78	0.00	4.70
31		Ethyl Acetate	2.698	2.837	-5.2	97	0.00	4.15
32	M	Hexane	0.388	0.427	-10.1	92	0.00	3.93

Continuing Calibration Summary

Job Number: MC10370
Account: ANYA Arcadis
Project: LMC Utica, 525 French Road, Utica, NY

Sample: MSG4691-CC4689
Lab FileID: G116977.D

			True	Calc.	% Drift			
33	P	1,1-dichloroethane	50.000	48.851	2.3	83	0.00	6.86
			AvgRF	CCRF	% Dev			
34	M	tert-butyl ethyl ether	0.169	0.101	40.2#	64	0.00	4.56
35	M	isobutyl alcohol	0.072	0.096	-33.3#	109	0.04	4.91
36	M	2,2-dichloropropane	0.479	0.508	-6.1	90	0.00	4.86
37	M	cis-1,2-dichloroethene	0.413	0.396	4.1	83	0.00	4.91
38	M	bromochloromethane	0.199	0.198	0.5	81	0.00	5.25
39	c	chloroform	0.526	0.557	-5.9	84	0.00	7.11
40	S	dibromofluoromethane (s)	0.448	0.664	-48.2#	113	0.00	5.31
41	M	Tetrahydrofuran	0.130	0.121	6.9	74	0.00	5.28
42	M	1,1,1-trichloroethane	0.357	0.377	-5.6	86	0.00	8.42
43	I	1,4-difluorobenzene	1.000	1.000	0.0	92	0.00	6.30
44	M	Cyclohexane	0.408	0.422	-3.4	79	0.00	5.54
			True	Calc.	% Drift			
45	M	carbon tetrachloride	50.000	47.659	4.7	80	0.00	5.80
46	M	1,1-dichloropropene	50.000	50.267	-0.5	83	0.00	8.25
			AvgRF	CCRF	% Dev			
47	M	benzene	0.878	0.966	-10.0	83	0.00	6.00
48	M	1,2-dichloroethane	0.332	0.345	-3.9	82	0.00	5.96
49	M	tert-amyl methyl ether	0.000	0.010	0.0	0#	0.00	6.27
50	M	heptane	0.352	0.408	-15.9	88	0.00	5.89
51	M	trichloroethene	0.238	0.250	-5.0	81	0.00	6.66
52	c	1,2-dichloropropane	0.249	0.271	-8.8	83	0.00	6.86
53	M	dibromomethane	0.151	0.158	-4.6	80	0.00	7.17
54	M	bromodichloromethane	0.307	0.336	-9.4	84	0.00	7.11
55	M	Methylcyclohexane	0.363	0.384	-5.8	80	0.00	6.74
56	M	2-chloroethyl vinyl ether	0.258	0.271	-5.0	83	0.00	6.86
57	M	methyl methacrylate	0.174	0.187	-7.5	83	0.00	6.90
58	M	1,4-dioxane	0.036	0.035	2.8	78	0.00	4.38
			True	Calc.	% Drift			
59	M	cis-1,3-dichloropropene	50.000	50.322	-0.6	83	0.00	8.25
			AvgRF	CCRF	% Dev			
60	S	toluene-d8 (s)	0.930	1.408	-51.4#	117	0.00	7.98
			True	Calc.	% Drift			
61	M	4-methyl-2-pentanone	50.000	48.593	2.8	79	0.00	7.47
			AvgRF	CCRF	% Dev			
62	c	toluene	0.521	0.561	-7.7	81	0.00	8.07
			True	Calc.	% Drift			
63	M	trans-1,3-dichloropropene	50.000	50.322	-0.6	83	0.00	8.25
			AvgRF	CCRF	% Dev			
64	M	1,1,2-trichloroethane	0.276	0.296	-7.2	83	0.00	10.86
65	M	ethyl methacrylate	0.294	0.306	-4.1	80	0.00	8.23
66	I	chlorobenzene-d5	1.000	1.000	0.0	92	0.00	9.63
67	M	tetrachloroethene	0.445	0.480	-7.9	80	0.00	8.78
68	M	1,3-dichloropropane	0.771	0.821	-6.5	83	0.00	8.70
			True	Calc.	% Drift			
69	M	dibromochloromethane	50.000	52.110	-4.2	83	0.00	8.99

Continuing Calibration Summary

Job Number: MC10370
Account: ANYA Arcadis
Project: LMC Utica, 525 French Road, Utica, NY

Sample: MSG4691-CC4689
Lab FileID: G116977.D

			AvgRF	CCRF	% Dev			
70	M	1,2-dibromoethane	0.488	0.524	-7.4	82	0.00	9.22
71	M	2-hexanone	0.329	0.352	-7.0	80	0.00	8.42
72	P	chlorobenzene	1.096	1.182	-7.8	81	0.00	9.67
			True	Calc.	% Drift			
73	M	1,1,1,2-tetrachloroethane	50.000	49.943	0.1	83	0.00	9.71
			AvgRF	CCRF	% Dev			
74	c	ethylbenzene	1.789	1.894	-5.9	83	0.00	9.73
75	M	m,p-xylene	0.650	0.684	-5.2	81	0.00	9.81
76	M	o-xylene	0.619	0.642	-3.7	81	0.00	10.29
77	M	styrene	1.030	1.101	-6.9	80	0.00	10.33
			True	Calc.	% Drift			
78	P	bromoform	50.000	51.106	-2.2	81	0.00	10.70
79	M	trans-1,4-dichloro-2-bute	50.000	45.301	9.4	79	0.00	10.73
			AvgRF	CCRF	% Dev			
80	I	1,4-dichlorobenzene-d4	1.000	1.000	0.0	92	0.00	12.25
81	M	isopropylbenzene	2.352	2.378	-1.1	81	0.00	10.68
82	S	bromofluorobenzene (s)	1.162	1.642	-41.3#	113	0.00	10.95
83	M	bromobenzene	0.776	0.796	-2.6	81	0.00	11.17
84	P	1,1,2,2-tetrachloroethane	0.964	1.004	-4.1	83	0.00	10.86
85	M	1,2,3-trichloropropane	0.745	0.761	-2.1	80	0.00	11.03
86	M	n-propylbenzene	2.570	2.554	0.6	83	0.00	11.12
87	M	2-chlorotoluene	2.088	2.055	1.6	80	0.00	11.31
88	M	4-chlorotoluene	1.754	1.882	-7.3	84	0.00	11.36
89	M	1,3,5-trimethylbenzene	2.352	2.378	-1.1	81	0.00	10.68
90	M	tert-butylbenzene	1.259	1.313	-4.3	85	0.00	11.68
91	M	1,2,4-trimethylbenzene	2.230	2.294	-2.9	82	0.00	11.29
92	M	sec-butylbenzene	2.156	2.186	-1.4	85	0.00	11.91
93	M	1,3-dichlorobenzene	1.043	1.127	-8.1	84	0.00	12.17
94	M	p-isopropyltoluene	1.656	1.717	-3.7	83	0.00	12.06
95	M	1,4-dichlorobenzene	1.144	1.171	-2.4	82	0.00	12.29
96	M	1,2-dichlorobenzene	1.032	1.088	-5.4	81	0.00	12.69
97	M	n-butylbenzene	1.565	1.702	-8.8	86	0.00	12.51
98	M	1,2-dibromo-3-chloropropa	0.134	0.146	-9.0	84	0.00	13.55
99		1,3,5-trichlorobenzene	0.704	0.820	-16.5	83	0.00	13.81
			True	Calc.	% Drift			
100	M	1,2,4-trichlorobenzene	50.000	51.023	-2.0	81	0.00	14.51
			AvgRF	CCRF	% Dev			
101	M	hexachlorobutadiene	0.308	0.378	-22.7#	93	0.00	14.67
			True	Calc.	% Drift			
102	M	naphthalene	50.000	47.913	4.2	77	0.00	14.80
			AvgRF	CCRF	% Dev			
103		2-Methylnaphthalene	0.616	0.413	33.0#	56	0.00	15.98
			True	Calc.	% Drift			
104		1-Methylnaphthalene	25.000	15.954	36.2#	57	0.00	16.25
105	M	1,2,3-trichlorobenzene	50.000	49.068	1.9	77	0.00	15.07

(10.1 %) 10 of 99 compounds'%D > 20

Continuing Calibration Summary

Job Number: MC10370
Account: ANYA Arcadis
Project: LMC Utica, 525 French Road, Utica, NY

Sample: MSG4691-CC4689
Lab FileID: G116977.D

(#) = Out of Range SPCC's out = 0 CCC's out = 0
G116934.D G120507T.M Fri May 11 13:40:42 2012

New England ACCUTEST LABORATORIES

GC/MS Volatiles

Raw Data

Manual Integrations APPROVED (compounds with "m" flag)
Dana Tyron 05/11/12 18:35

Quantitation Report (QT Reviewed)

Data File : C:\HPCHEM\1\DATA\120510\G116983.D Vial: 8
Acq On : 10 May 2012 12:57 pm Operator: alit
Sample : mc10370-1 Inst : GCMS G
Misc : MS25816,MSG4691,,,,5,1 Multiplr: 1.00
MS Integration Params: RTEINT.P
Quant Time: May 11 12:41 2012 Quant Results File: G120507T.RES

Quant Method : C:\HPCHEM\1\METHODS\G120507T.M (RTE Integrator)
Title : SW-846 Method 8260
Last Update : Tue May 08 11:43:14 2012
Response via : Initial Calibration
DataAcq Meth : G8260I

Internal Standards	R.T.	QIon	Response	Conc	Units	Dev(Min)
1) tert butyl alcohol-d9	3.12	65	33590	500.00	ppb	0.00
4) pentafluorobenzene	5.16	168	154834	50.00	ppb	0.00
43) 1,4-difluorobenzene	6.30	114	275359	50.00	ppb	0.00
66) chlorobenzene-d5	9.63	82	124791	50.00	ppb	0.00
80) 1,4-dichlorobenzene-d4	12.25	152	72302	50.00	ppb	0.00
System Monitoring Compounds						
40) dibromofluoromethane (s)	5.32	113	88808	63.98	ppb	0.00
Spiked Amount 50.000	Range 70 - 130		Recovery = 127.96%			
60) toluene-d8 (s)	7.98	98	303102	59.19	ppb	0.00
Spiked Amount 50.000	Range 70 - 130		Recovery = 118.38%			
82) bromofluorobenzene (s)	10.95	95	101036	60.13	ppb	0.00
Spiked Amount 50.000	Range 70 - 130		Recovery = 120.26%			
Target Compounds						Qvalue
16) acetone	3.00	43	3632m	8.14	ppb	

(#) = qualifier out of range (m) = manual integration
G116983.D G120507T.M Fri May 11 13:42:19 2012 Page 1

Quantitation Report

Data File : C:\HPCHEM\1\DATA\120510\G116983.D Vial: 8
Acq On : 10 May 2012 12:57 pm Operator: alit
Sample : mc10370-1 Inst : GCMS G
Misc : MS25816,MSG4691,,,,5,1 Multiplr: 1.00
MS Integration Params: RTEINT.P
Quant Time: May 11 12:41 2012 Quant Results File: G120507T.RES

Method : C:\HPCHEM\1\METHODS\G120507T.M (RTE Integrator)
Title : SW-846 Method 8260
Last Update : Tue May 08 11:43:14 2012
Response via : Initial Calibration

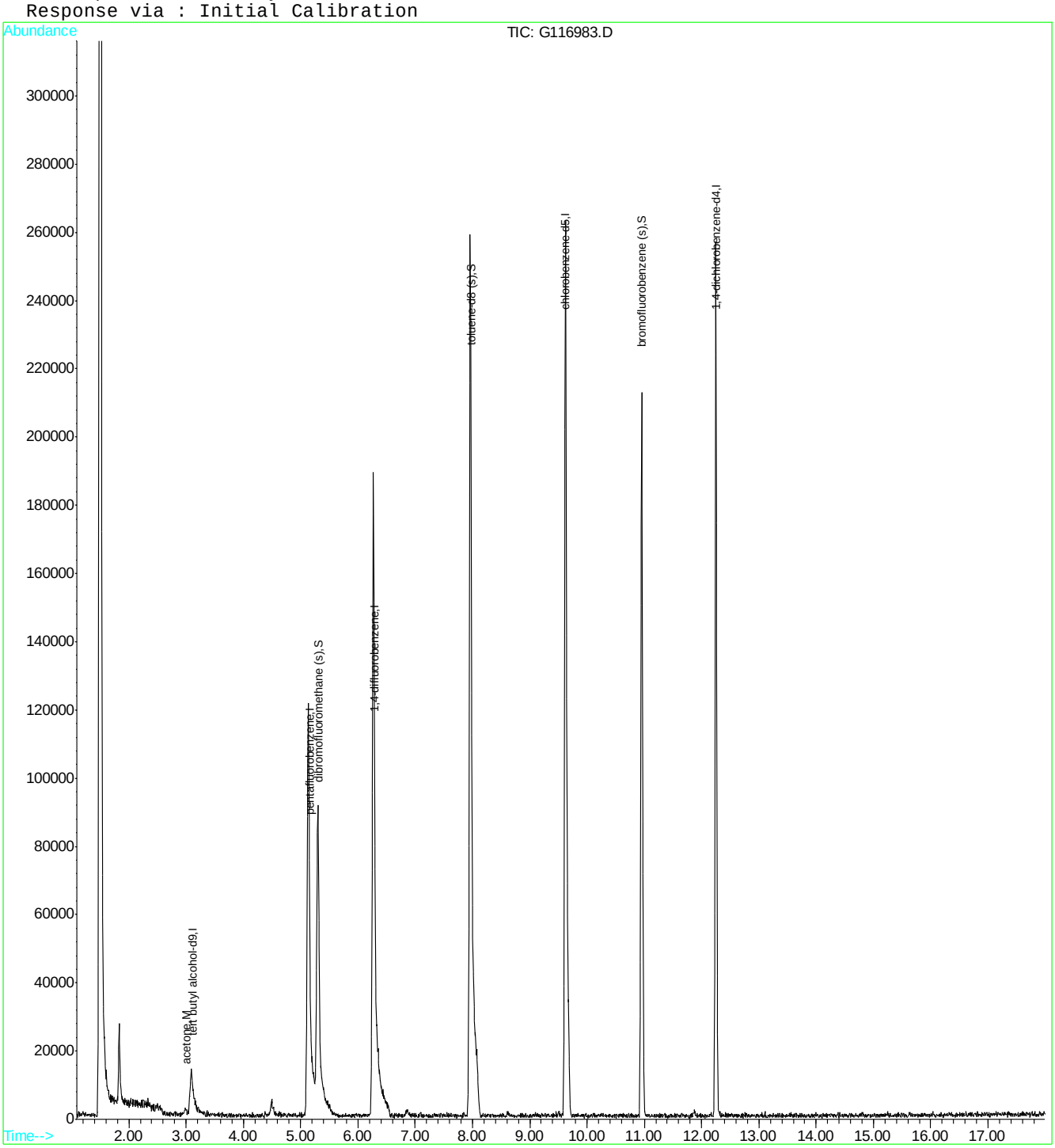

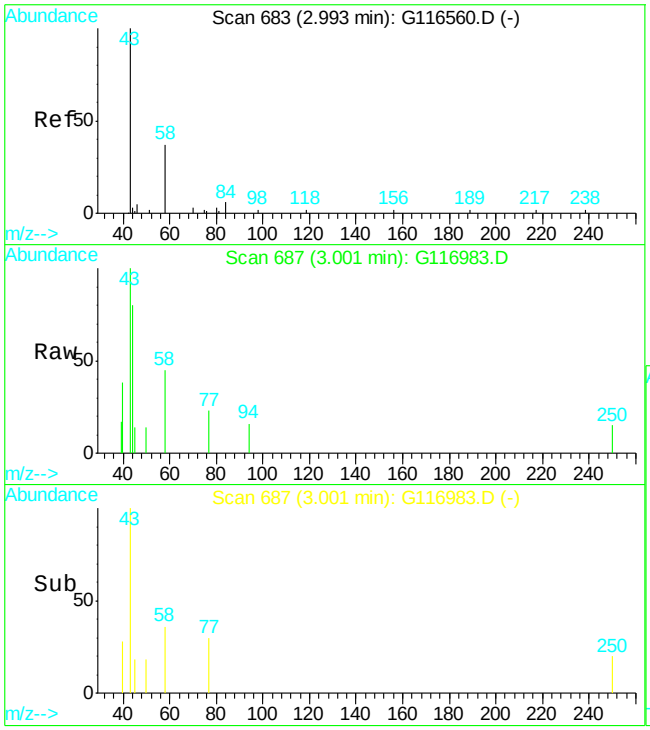

#16
acetone
Concen: 8.14 ppb m
RT: 3.00 min Scan# 687
Delta R.T. -0.00 min
Lab File: G116983.D
Acq: 10 May 2012 12:57 pm

Tgt Ion: 43 Resp: 3632

Ion	Ratio	Lower	Upper
43	100		
58	45.0	4.2	64.2

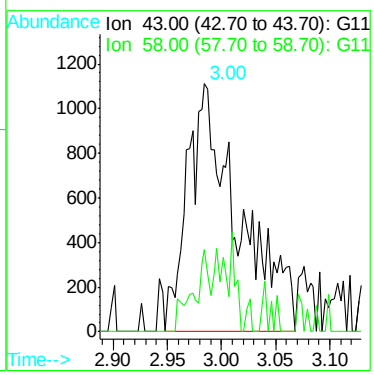

Quantitation Report (Qedit)

Data File : C:\HPCHEM\1\DATA\120510\G116983.D Vial: 8
Acq On : 10 May 2012 12:57 pm Operator: alit
Sample : mc10370-1 Inst : GCMS G
Misc : MS25816,MSG4691,,,,5,1 Multiplr: 1.00
MS Integration Params: RTEINT.P
Quant Time: May 11 12:40 2012 Quant Results File: temp.res

Method : C:\HPCHEM\1\METHODS\G120507T.M (RTE Integrator)
Title : SW-846 Method 8260
Last Update : Tue May 08 11:43:14 2012
Response via : Multiple Level Calibration

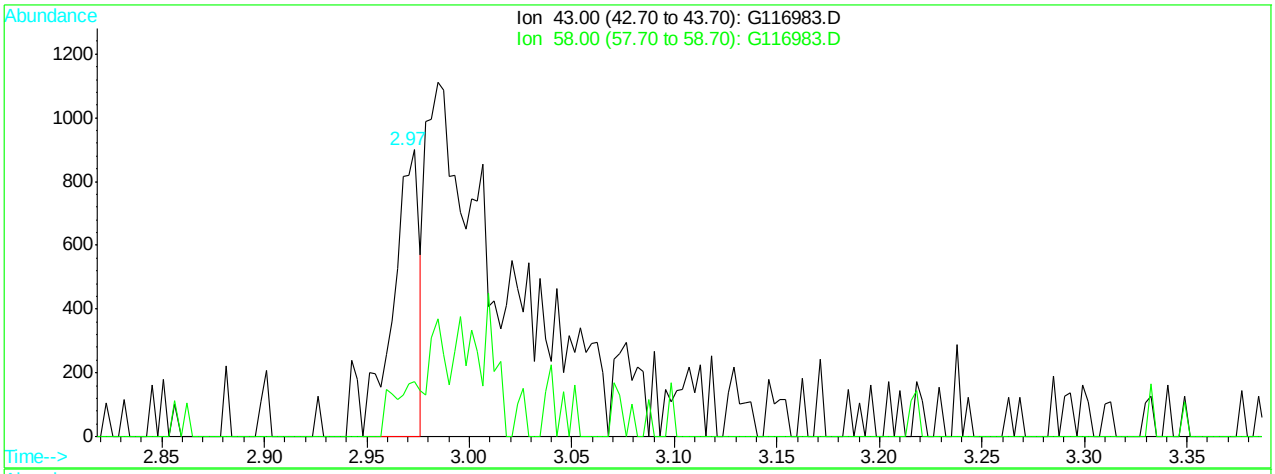

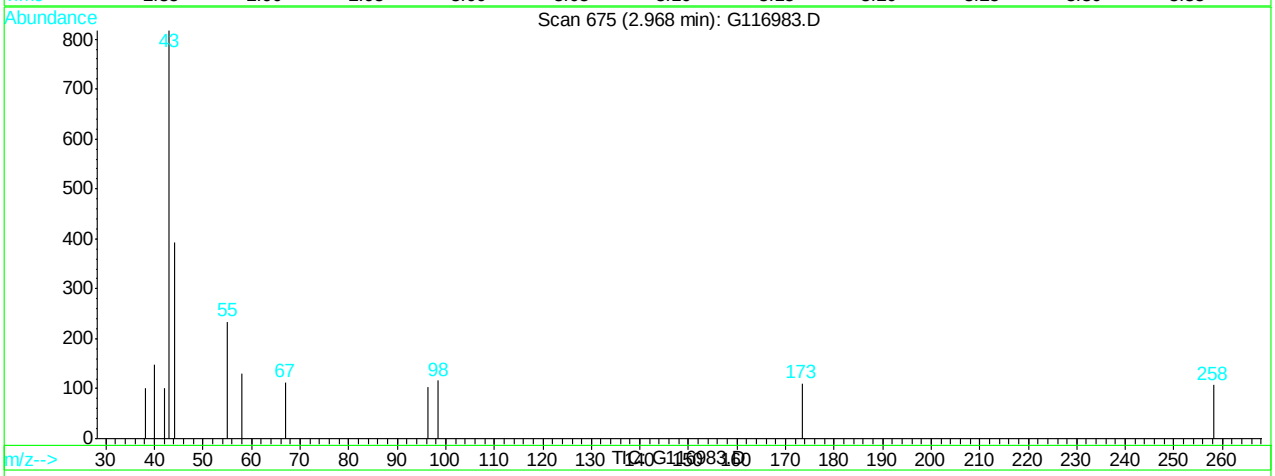

(16) acetone (M)

2.97min 1.80ppb

response 803

Ion	Exp%	Act%
43.00	100	100
58.00	34.20	16.03
0.00	0.00	0.00
0.00	0.00	0.00

G116983.D G120507T.M Fri May 11 12:40:56 2012

Quantitation Report (Qedit)

Data File : C:\HPCHEM\1\DATA\120510\G116983.D Vial: 8
Acq On : 10 May 2012 12:57 pm Operator: alit
Sample : mc10370-1 Inst : GCMS G
Misc : MS25816,MSG4691,,,,5,1 Multiplr: 1.00
MS Integration Params: RTEINT.P
Quant Time: May 11 12:41 2012 Quant Results File: temp.res

Method : C:\HPCHEM\1\METHODS\G120507T.M (RTE Integrator)
Title : SW-846 Method 8260
Last Update : Tue May 08 11:43:14 2012
Response via : Multiple Level Calibration

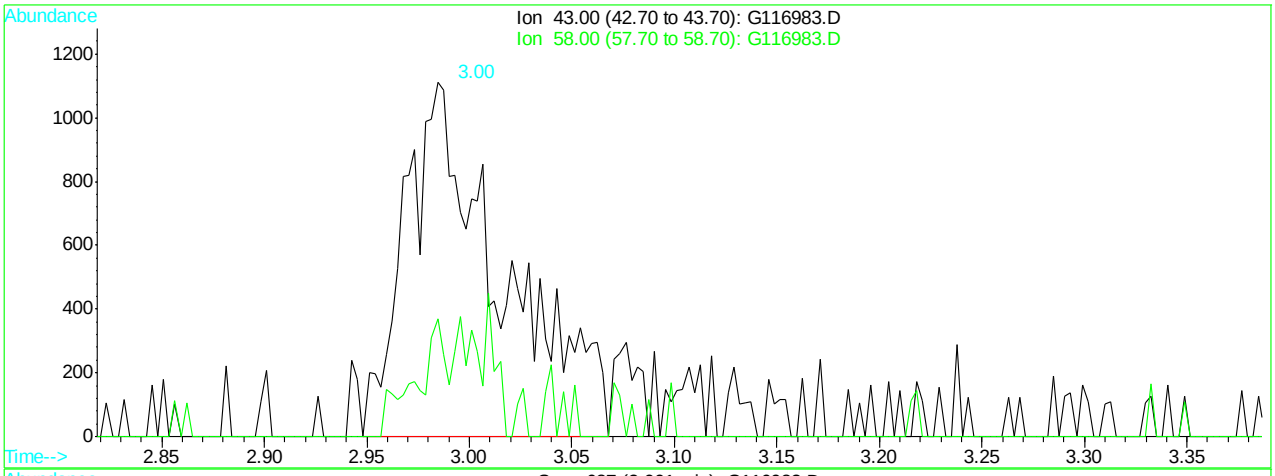

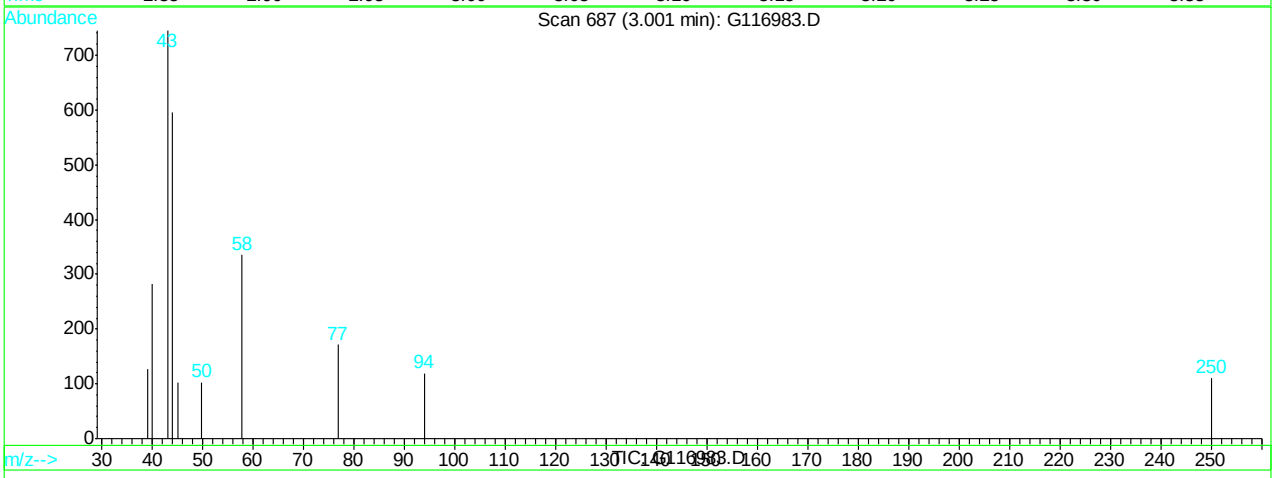

(16) acetone (M)

3.00min 8.14ppb m

response 3632

Ion	Exp%	Act%
43.00	100	100
58.00	34.20	44.97
0.00	0.00	0.00
0.00	0.00	0.00

G116983.D G120507T.M Fri May 11 12:41:03 2012

Manual Integrations APPROVED (compounds with "m" flag)
Dana Tyron 05/11/12 18:35

Quantitation Report (QT Reviewed)

Data File : C:\HPCHEM\1\DATA\120510\G116984.D Vial: 9
Acq On : 10 May 2012 1:25 pm Operator: alit
Sample : mc10370-2 Inst : GCMS G
Misc : MS25816,MSG4691,,,,5,1 Multiplr: 1.00
MS Integration Params: RTEINT.P
Quant Time: May 11 12:43 2012 Quant Results File: G120507T.RES

Quant Method : C:\HPCHEM\1\METHODS\G120507T.M (RTE Integrator)
Title : SW-846 Method 8260
Last Update : Tue May 08 11:43:14 2012
Response via : Initial Calibration
DataAcq Meth : G8260I

Internal Standards	R.T.	QIon	Response	Conc	Units	Dev(Min)
1) tert butyl alcohol-d9	3.12	65	39241	500.00	ppb	0.00
4) pentafluorobenzene	5.17	168	163173	50.00	ppb	0.00
43) 1,4-difluorobenzene	6.29	114	274170	50.00	ppb	0.00
66) chlorobenzene-d5	9.63	82	124762	50.00	ppb	0.00
80) 1,4-dichlorobenzene-d4	12.25	152	75688	50.00	ppb	0.00
System Monitoring Compounds						
40) dibromofluoromethane (s)	5.31	113	88581	60.55	ppb	0.00
Spiked Amount 50.000	Range 70 - 130		Recovery = 121.10%			
60) toluene-d8 (s)	7.98	98	303633	59.55	ppb	0.00
Spiked Amount 50.000	Range 70 - 130		Recovery = 119.10%			
82) bromofluorobenzene (s)	10.95	95	100808	57.31	ppb	0.00
Spiked Amount 50.000	Range 70 - 130		Recovery = 114.62%			
Target Compounds						Qvalue
7) vinyl chloride	1.91	62	235	0.24	ppb	# 1
16) acetone	2.99	43	2477m	5.27	ppb	
37) cis-1,2-dichloroethene	4.90	96	1893m	1.40	ppb	
47) benzene	5.98	78	1493	0.31	ppb	42

(#) = qualifier out of range (m) = manual integration
G116984.D G120507T.M Fri May 11 13:42:25 2012 Page 1

Quantitation Report

Data File : C:\HPCHEM\1\DATA\120510\G116984.D Vial: 9
Acq On : 10 May 2012 1:25 pm Operator: alit
Sample : mc10370-2 Inst : GCMS G
Misc : MS25816,MSG4691,,,,5,1 Multiplr: 1.00
MS Integration Params: RTEINT.P
Quant Time: May 11 12:43 2012 Quant Results File: G120507T.RES

Method : C:\HPCHEM\1\METHODS\G120507T.M (RTE Integrator)
Title : SW-846 Method 8260
Last Update : Tue May 08 11:43:14 2012
Response via : Initial Calibration

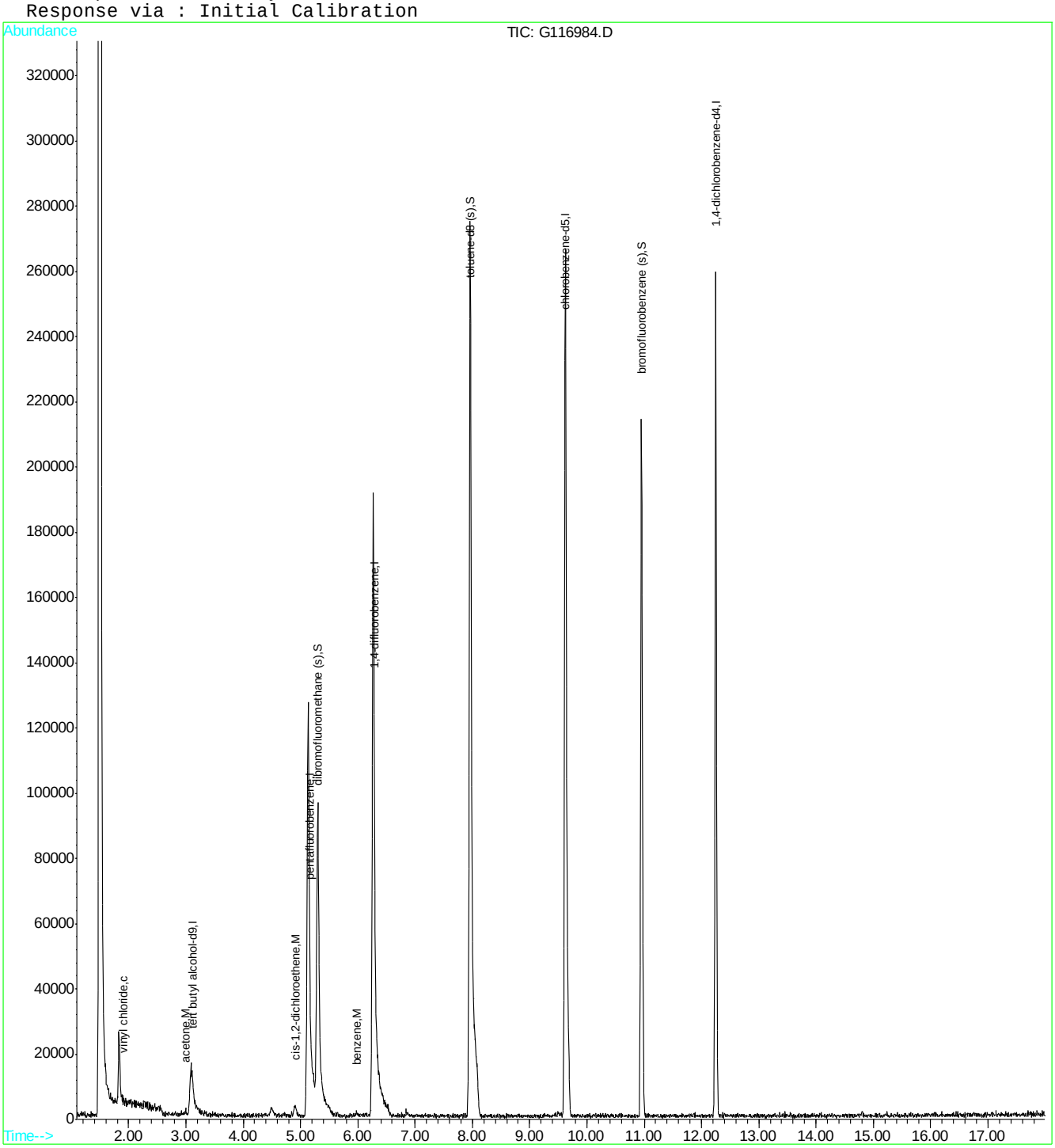

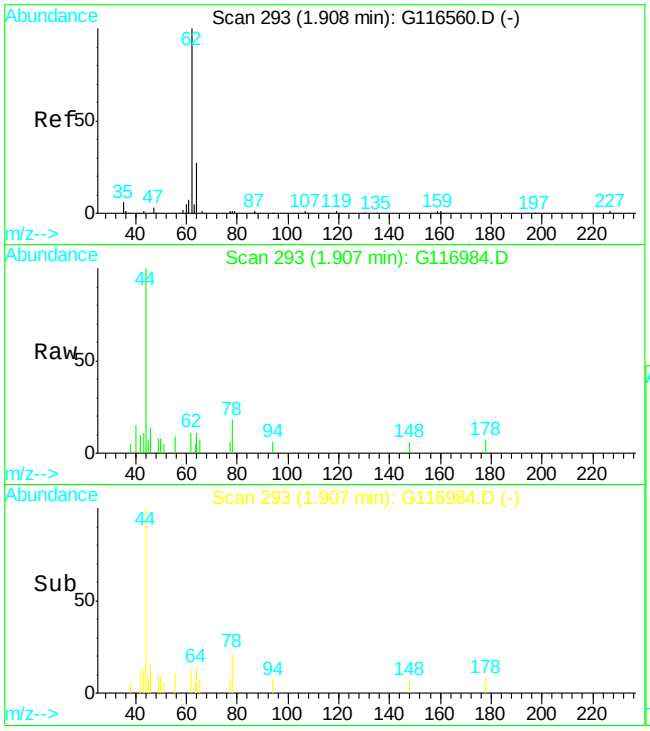

#7
vinyl chloride
Concen: 0.24 ppb
RT: 1.91 min Scan# 293
Delta R.T. -0.00 min
Lab File: G116984.D
Acq: 10 May 2012 1:25 pm

Tgt Ion: 62 Resp: 235

Ion	Ratio	Lower	Upper
62	100		
64	104.6	2.0	62.0#

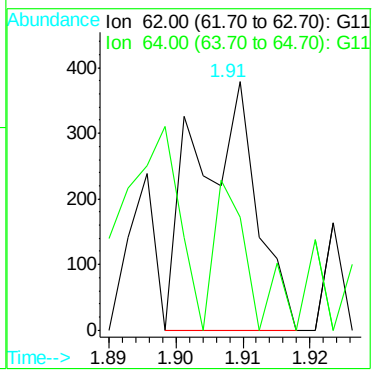

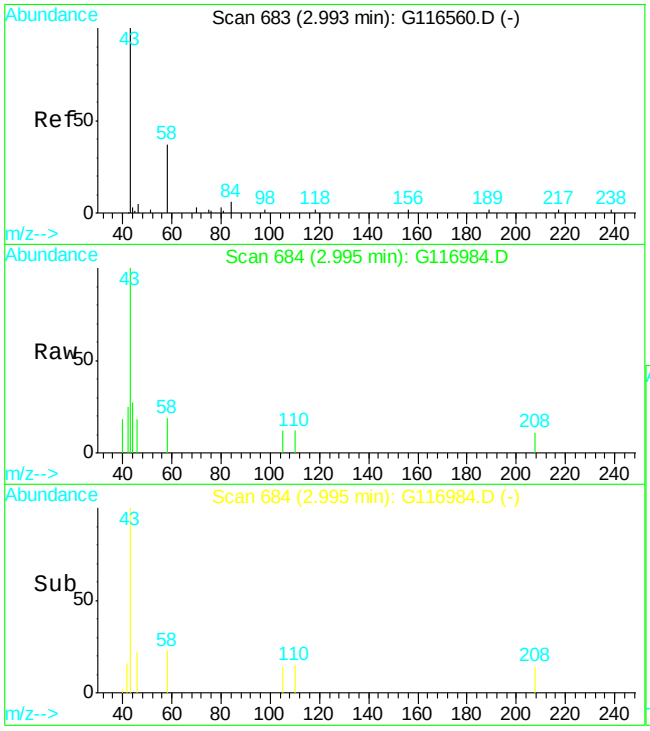

#16
acetone
Concen: 5.27 ppb m
RT: 2.99 min Scan# 684
Delta R.T. -0.01 min
Lab File: G116984.D
Acq: 10 May 2012 1:25 pm

Tgt Ion: 43 Resp: 2477

Ion	Ratio	Lower	Upper
43	100		
58	19.0	4.2	64.2

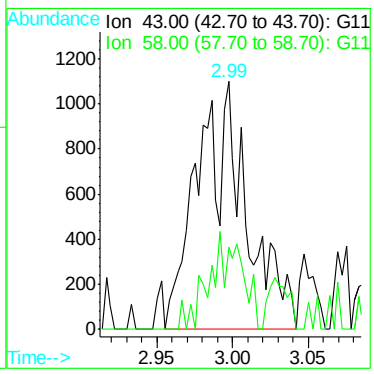

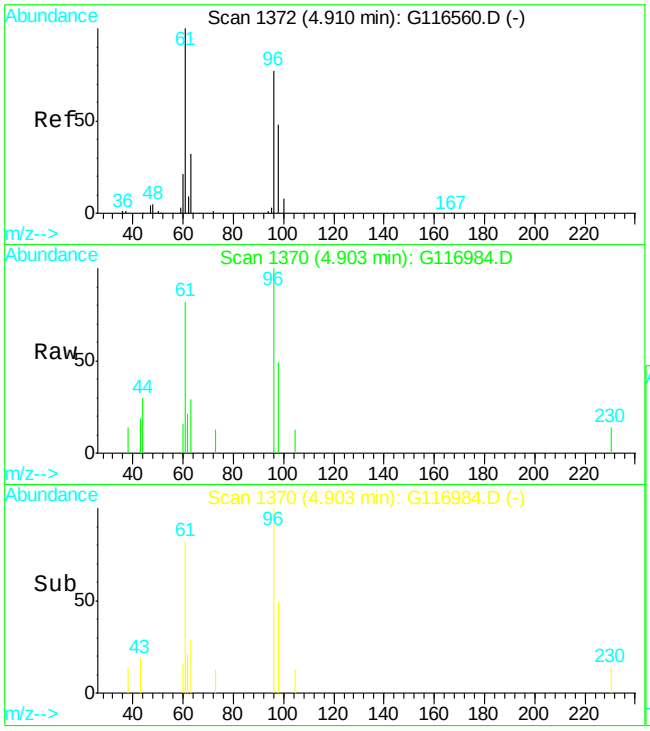

#37
cis-1,2-dichloroethene
Concen: 1.40 ppb m
RT: 4.90 min Scan# 1370
Delta R.T. -0.00 min
Lab File: G116984.D
Acq: 10 May 2012 1:25 pm

Tgt Ion: 96 Resp: 1893

Ion	Ratio	Lower	Upper
96	100		
61	81.8	127.5	187.5#
98	49.3	36.7	96.7

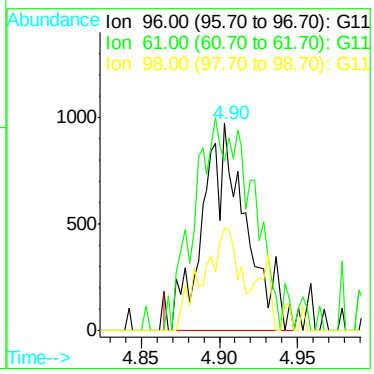

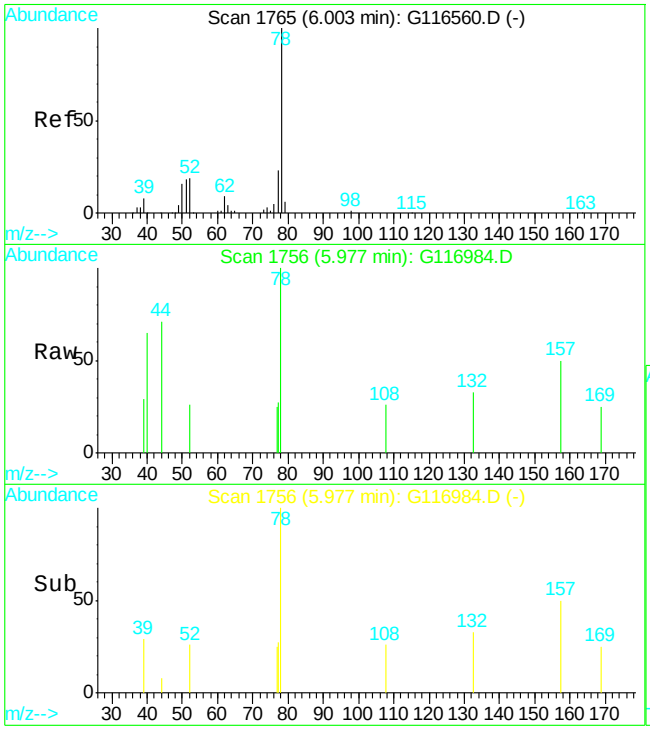

#47
benzene
Concen: 0.31 ppb
RT: 5.98 min Scan# 1756
Delta R.T. -0.02 min
Lab File: G116984.D
Acq: 10 May 2012 1:25 pm

Tgt Ion: 78 Resp: 1493

Ion	Ratio	Lower	Upper
78	100		
77	52.4	0.0	53.9

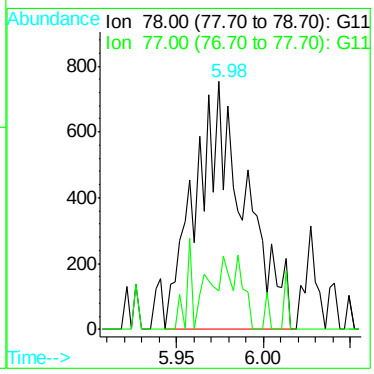

Quantitation Report (Qedit)

Data File : C:\HPCHEM\1\DATA\120510\G116984.D Vial: 9
Acq On : 10 May 2012 1:25 pm Operator: alit
Sample : mc10370-2 Inst : GCMS G
Misc : MS25816,MSG4691,,,,5,1 Multiplr: 1.00
MS Integration Params: RTEINT.P
Quant Time: May 11 12:42 2012 Quant Results File: temp.res

Method : C:\HPCHEM\1\METHODS\G120507T.M (RTE Integrator)
Title : SW-846 Method 8260
Last Update : Tue May 08 11:43:14 2012
Response via : Multiple Level Calibration

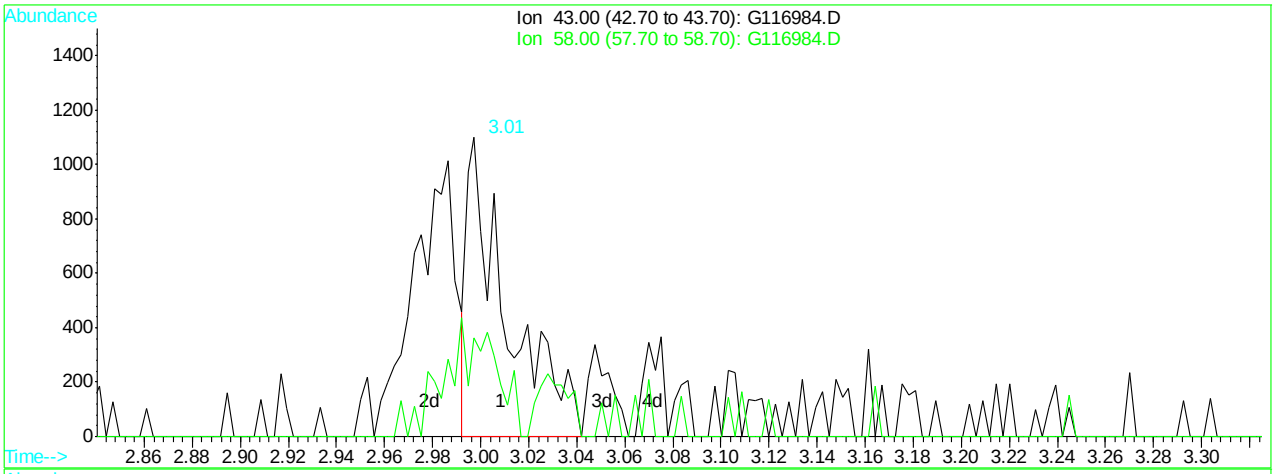

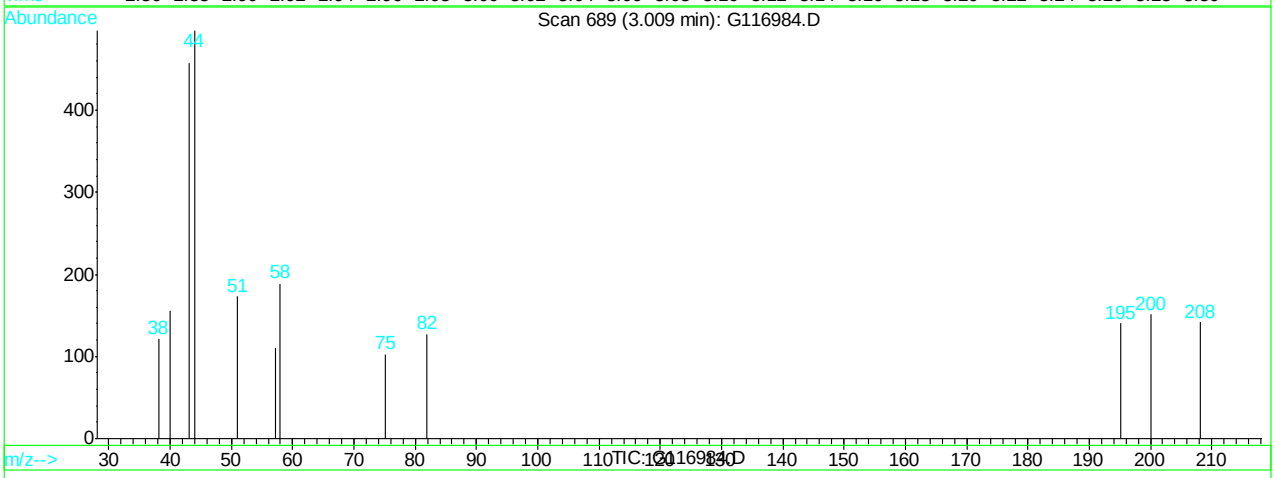

(16) acetone (M)

3.01min 2.72ppb

response 1278

Ion	Exp%	Act%
43.00	100	100
58.00	34.20	41.36
0.00	0.00	0.00
0.00	0.00	0.00

G116984.D G120507T.M Fri May 11 12:43:02 2012

Quantitation Report (Qedit)

Data File : C:\HPCHEM\1\DATA\120510\G116984.D Vial: 9
Acq On : 10 May 2012 1:25 pm Operator: alit
Sample : mc10370-2 Inst : GCMS G
Misc : MS25816,MSG4691,,,,5,1 Multiplr: 1.00
MS Integration Params: RTEINT.P
Quant Time: May 11 12:43 2012 Quant Results File: temp.res

Method : C:\HPCHEM\1\METHODS\G120507T.M (RTE Integrator)
Title : SW-846 Method 8260
Last Update : Tue May 08 11:43:14 2012
Response via : Multiple Level Calibration

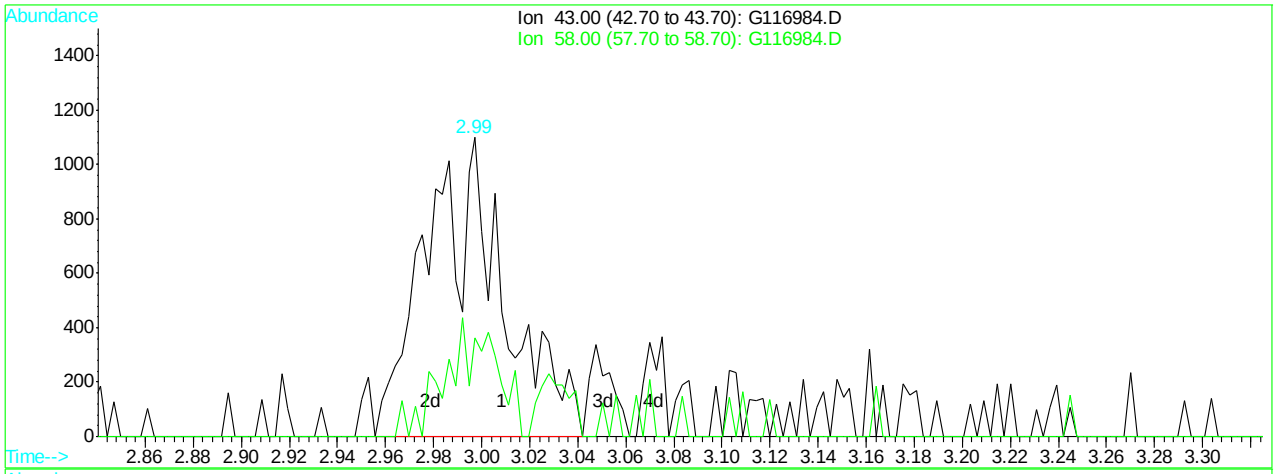

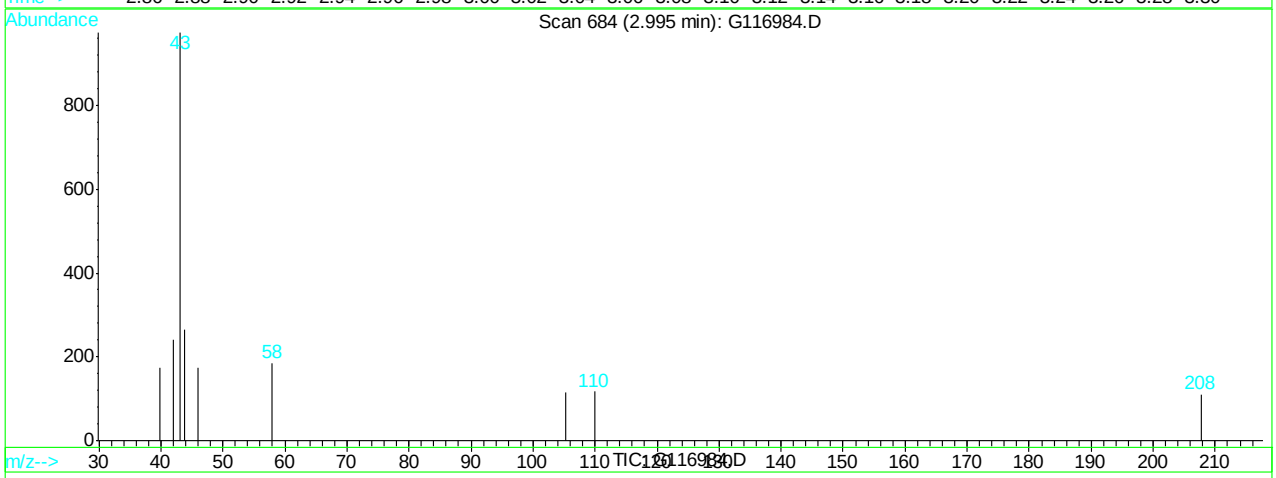

(16) acetone (M)

2.99min 5.27ppb m

response 2477

Ion	Exp%	Act%
43.00	100	100
58.00	34.20	18.99
0.00	0.00	0.00
0.00	0.00	0.00

G116984.D G120507T.M Fri May 11 12:43:07 2012

Quantitation Report (Qedit)

Data File : C:\HPCHEM\1\DATA\120510\G116984.D Vial: 9
Acq On : 10 May 2012 1:25 pm Operator: alit
Sample : mc10370-2 Inst : GCMS G
Misc : MS25816,MSG4691,,,,5,1 Multiplr: 1.00
MS Integration Params: RTEINT.P
Quant Time: May 11 12:43 2012 Quant Results File: temp.res

Method : C:\HPCHEM\1\METHODS\G120507T.M (RTE Integrator)
Title : SW-846 Method 8260
Last Update : Tue May 08 11:43:14 2012
Response via : Multiple Level Calibration

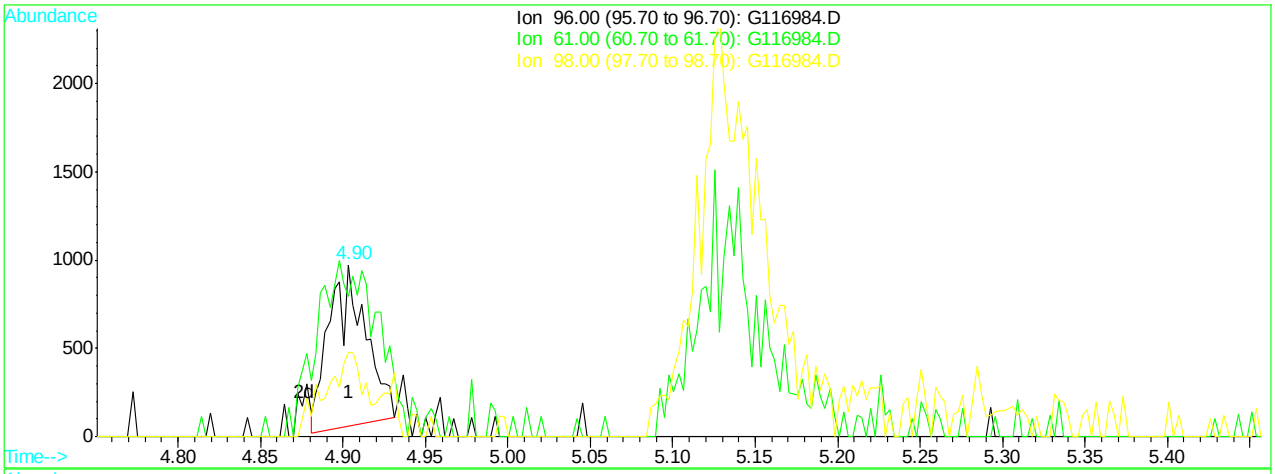

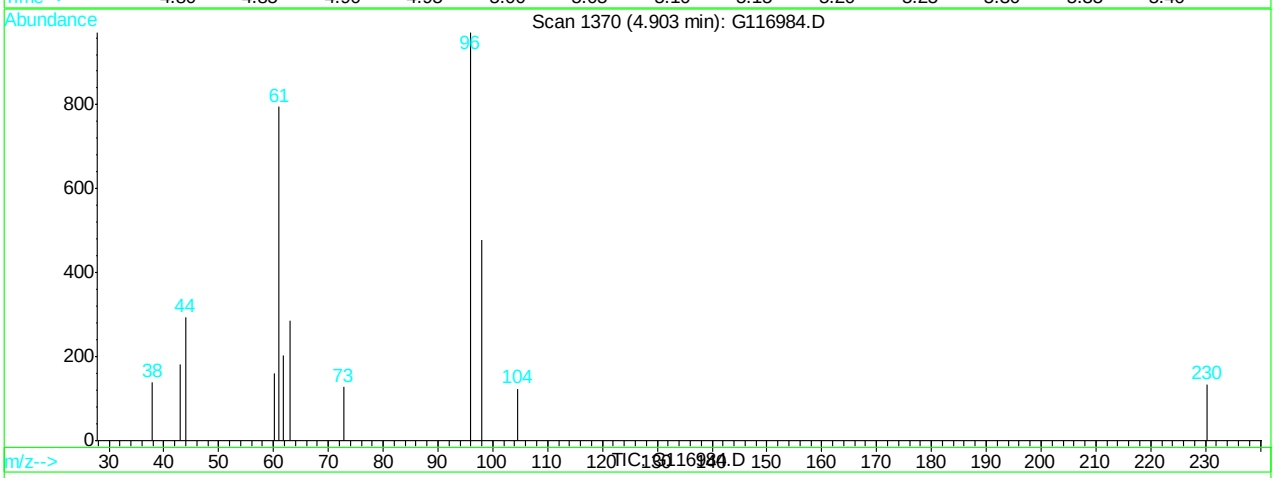

(37) cis-1,2-dichloroethene (M)

4.90min 1.05ppb

response 1422

Ion	Exp%	Act%
96.00	100	100
61.00	157.50	55.08#
98.00	66.70	41.80
0.00	0.00	0.00

G116984.D G120507T.M Fri May 11 12:43:17 2012

Quantitation Report (Qedit)

Data File : C:\HPCHEM\1\DATA\120510\G116984.D Vial: 9
Acq On : 10 May 2012 1:25 pm Operator: alit
Sample : mc10370-2 Inst : GCMS G
Misc : MS25816,MSG4691,,,,5,1 Multiplr: 1.00
MS Integration Params: RTEINT.P
Quant Time: May 11 12:43 2012 Quant Results File: temp.res

Method : C:\HPCHEM\1\METHODS\G120507T.M (RTE Integrator)
Title : SW-846 Method 8260
Last Update : Tue May 08 11:43:14 2012
Response via : Multiple Level Calibration

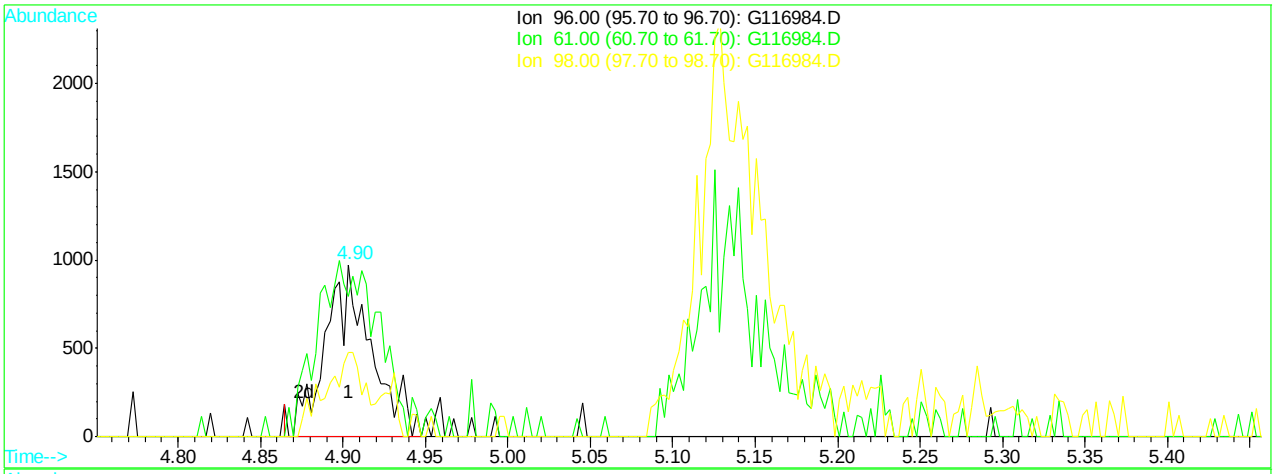

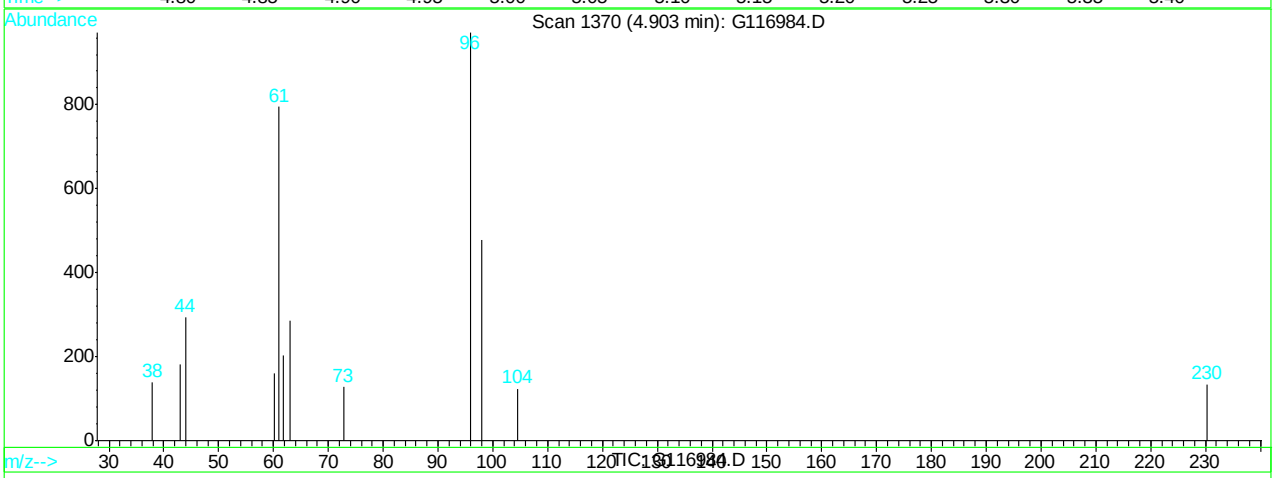

(37) cis-1,2-dichloroethene (M)

4.90min 1.40ppb m

response 1893

Ion	Exp%	Act%
96.00	100	100
61.00	157.50	81.79#
98.00	66.70	49.28
0.00	0.00	0.00

G116984.D G120507T.M Fri May 11 12:43:22 2012

Manual Integrations APPROVED (compounds with "m" flag)
Dana Tyron 05/11/12 18:35

Quantitation Report (QT Reviewed)

Data File : C:\HPCHEM\1\DATA\120510\G116985.D Vial: 10
Acq On : 10 May 2012 1:53 pm Operator: alit
Sample : mc10370-3 Inst : GCMS G
Misc : MS25816,MSG4691,,,,5,1 Multiplr: 1.00
MS Integration Params: RTEINT.P
Quant Time: May 11 12:45 2012 Quant Results File: G120507T.RES

Quant Method : C:\HPCHEM\1\METHODS\G120507T.M (RTE Integrator)
Title : SW-846 Method 8260
Last Update : Tue May 08 11:43:14 2012
Response via : Initial Calibration
DataAcq Meth : G8260I

Internal Standards	R.T.	QIon	Response	Conc	Units	Dev(Min)
1) tert butyl alcohol-d9	3.11	65	35982	500.00	ppb	0.00
4) pentafluorobenzene	5.17	168	161191	50.00	ppb	0.00
43) 1,4-difluorobenzene	6.30	114	274138	50.00	ppb	0.00
66) chlorobenzene-d5	9.63	82	123685	50.00	ppb	0.00
80) 1,4-dichlorobenzene-d4	12.25	152	75261	50.00	ppb	0.00
System Monitoring Compounds						
40) dibromofluoromethane (s)	5.32	113	89980	62.26	ppb	0.00
Spiked Amount 50.000	Range 70 - 130		Recovery = 124.52%			
60) toluene-d8 (s)	7.98	98	301693	59.18	ppb	0.00
Spiked Amount 50.000	Range 70 - 130		Recovery = 118.36%			
82) bromofluorobenzene (s)	10.95	95	99658	56.97	ppb	0.00
Spiked Amount 50.000	Range 70 - 130		Recovery = 113.94%			
Target Compounds						Qvalue
3) Ethanol	2.47	45	154	Below Cal	#	100
7) vinyl chloride	1.90	62	282	0.29	ppb	72
16) acetone	3.00	43	4289	9.24	ppb	71
37) cis-1,2-dichloroethene	4.91	96	6476	4.86	ppb #	74
51) trichloroethene	6.64	95	726m	0.56	ppb	

(#) = qualifier out of range (m) = manual integration
G116985.D G120507T.M Fri May 11 13:42:30 2012 Page 1

Quantitation Report

Data File : C:\HPCHEM\1\DATA\120510\G116985.D Vial: 10
Acq On : 10 May 2012 1:53 pm Operator: alit
Sample : mc10370-3 Inst : GCMS G
Misc : MS25816,MSG4691,,,,5,1 Multiplr: 1.00
MS Integration Params: RTEINT.P
Quant Time: May 11 12:45 2012 Quant Results File: G120507T.RES

Method : C:\HPCHEM\1\METHODS\G120507T.M (RTE Integrator)
Title : SW-846 Method 8260
Last Update : Tue May 08 11:43:14 2012
Response via : Initial Calibration

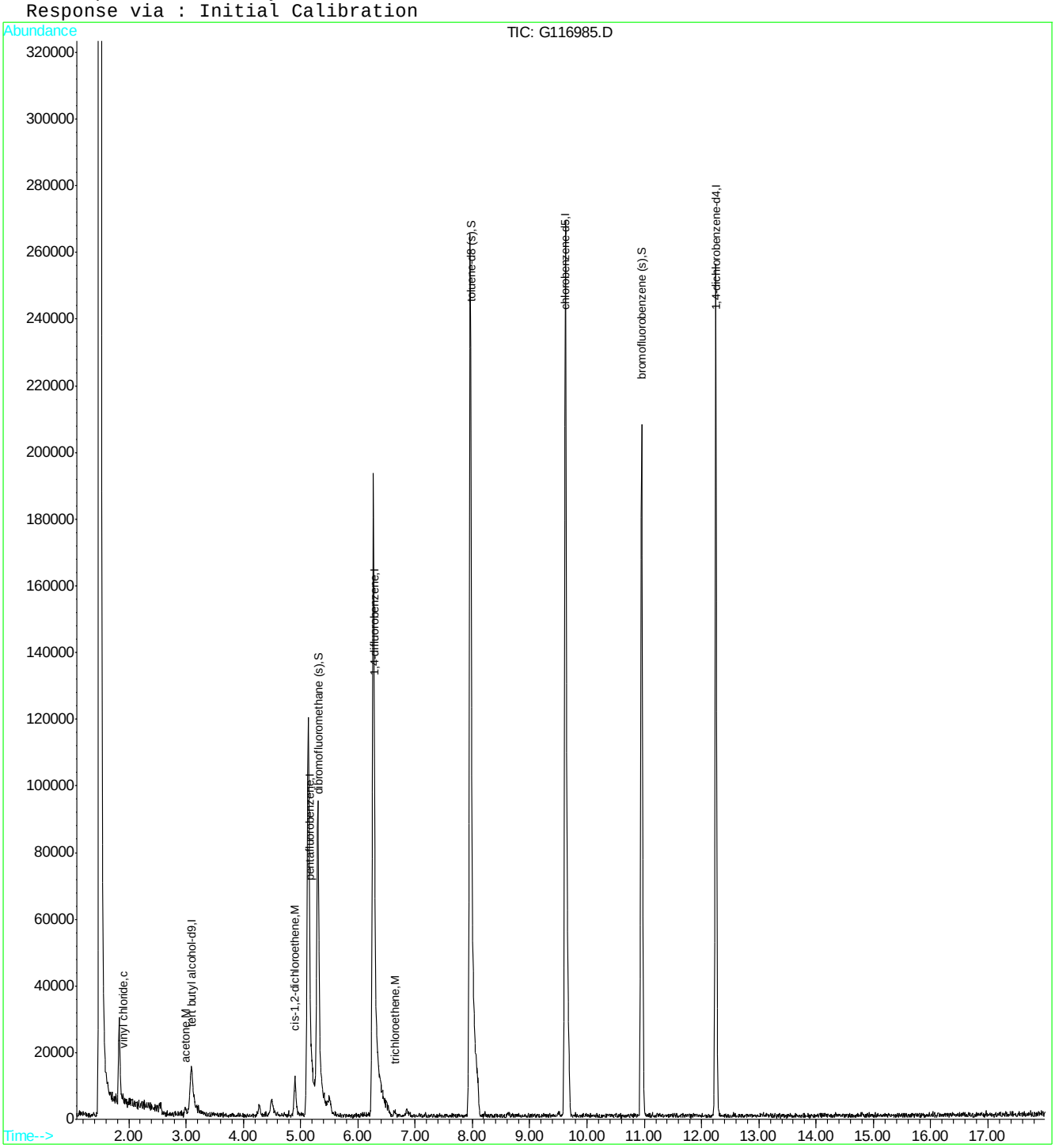

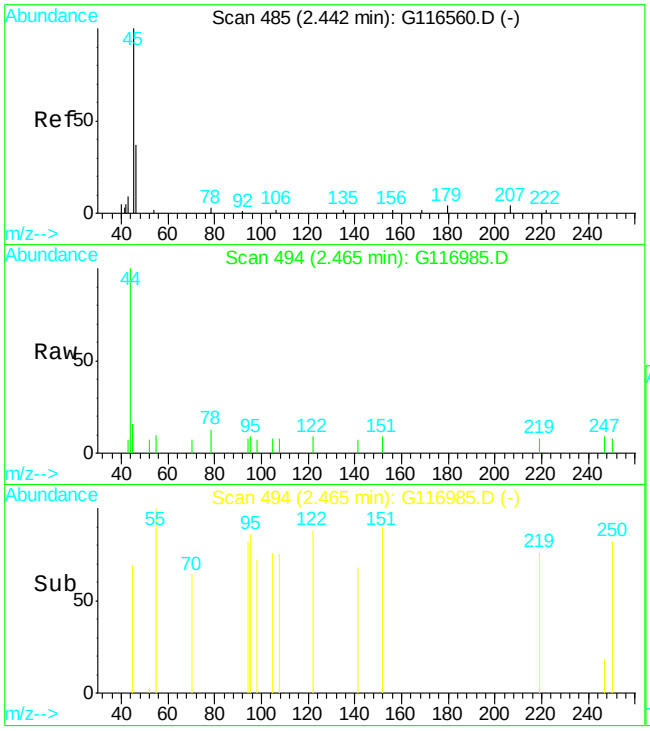

#3
Ethanol
Concen: Below Cal
RT: 2.47 min Scan# 494
Delta R.T. -0.04 min
Lab File: G116985.D
Acq: 10 May 2012 1:53 pm

Tgt Ion: 45 Resp: 154

Ion	Ratio	Lower	Upper
45	100		
46	0.0	0.0	0.0

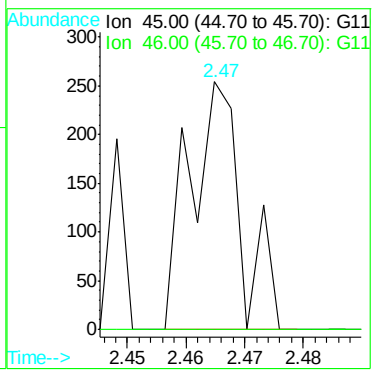

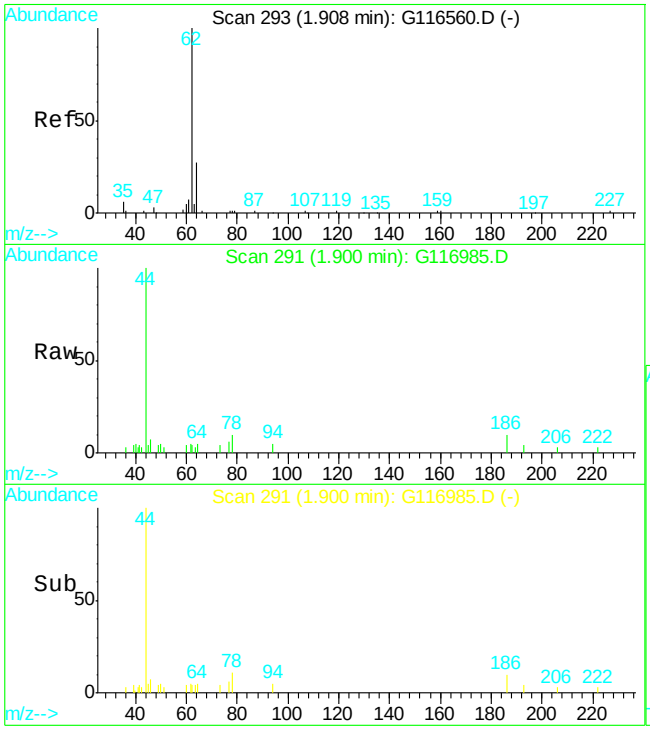

#7
vinyl chloride
Concen: 0.29 ppb
RT: 1.90 min Scan# 291
Delta R.T. -0.01 min
Lab File: G116985.D
Acq: 10 May 2012 1:53 pm

Tgt Ion: 62 Resp: 282

Ion	Ratio	Lower	Upper
62	100		
64	16.6	2.0	62.0

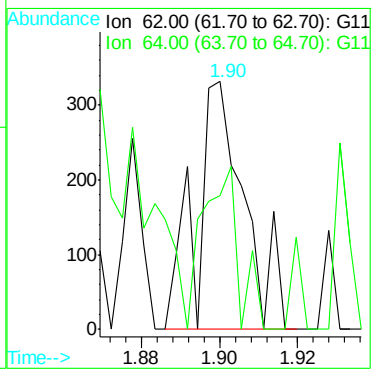

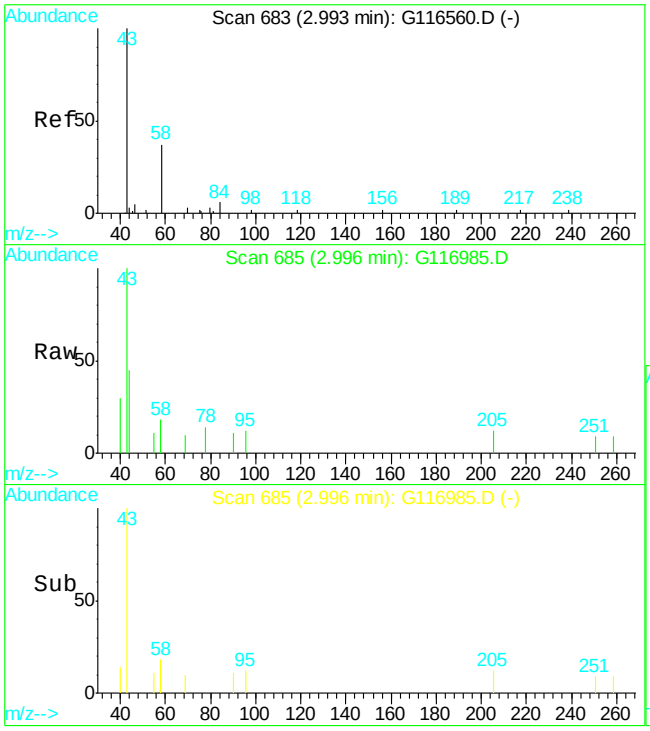

#16
acetone
Concen: 9.24 ppb
RT: 3.00 min Scan# 685
Delta R.T. -0.01 min
Lab File: G116985.D
Acq: 10 May 2012 1:53 pm

Tgt Ion: 43 Resp: 4289

Ion	Ratio	Lower	Upper
43	100		
58	17.5	4.2	64.2

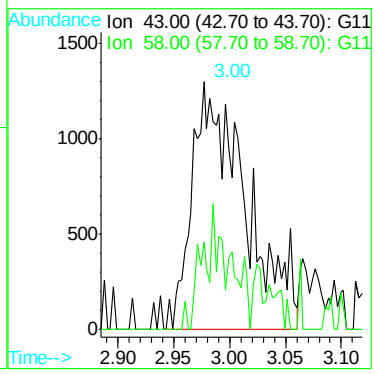

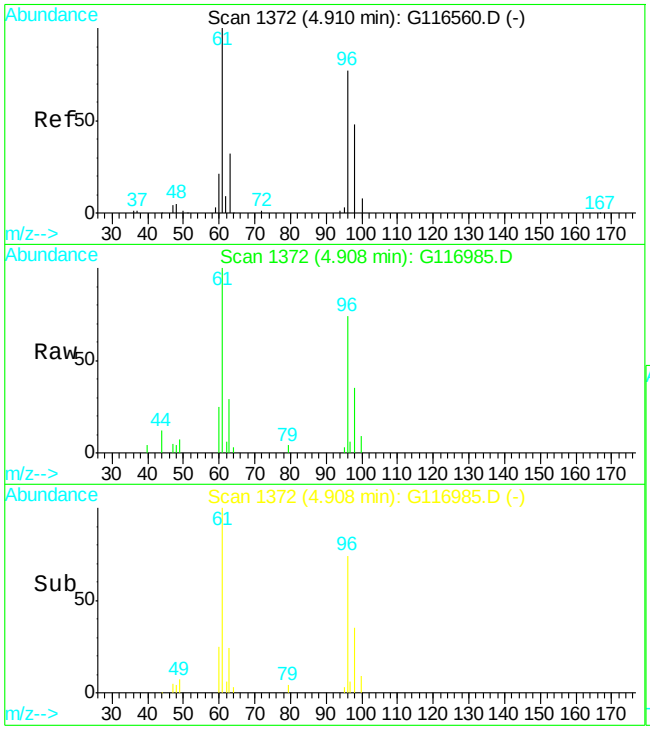

#37
cis-1,2-dichloroethene
Concen: 4.86 ppb
RT: 4.91 min Scan# 1372
Delta R.T. -0.00 min
Lab File: G116985.D
Acq: 10 May 2012 1:53 pm

Tgt Ion: 96 Resp: 6476

Ion	Ratio	Lower	Upper
96	100		
61	125.8	127.5	187.5#
98	43.5	36.7	96.7

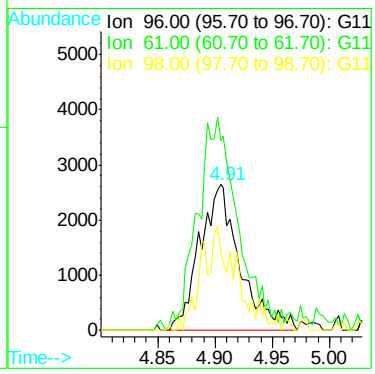

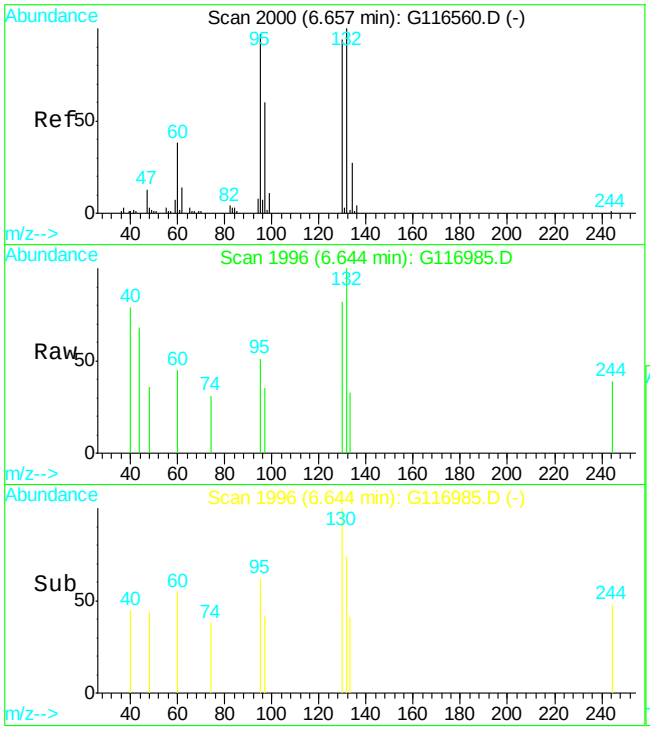

#51
trichloroethene
Concen: 0.56 ppb m
RT: 6.64 min Scan# 1996
Delta R.T. -0.02 min
Lab File: G116985.D
Acq: 10 May 2012 1:53 pm

Tgt Ion: 95 Resp: 726

Ion	Ratio	Lower	Upper
95	100		
130	161.2	55.7	115.7#
132	197.1	60.9	120.9#

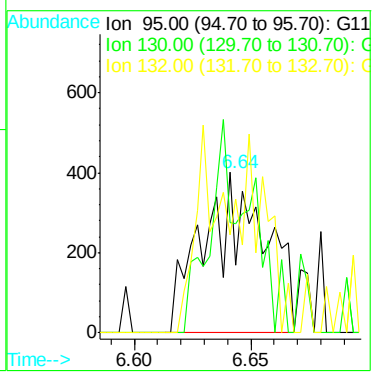

Quantitation Report (Qedit)

Data File : C:\HPCHEM\1\DATA\120510\G116985.D Vial: 10
Acq On : 10 May 2012 1:53 pm Operator: alit
Sample : mc10370-3 Inst : GCMS G
Misc : MS25816,MSG4691,,,,5,1 Multiplr: 1.00
MS Integration Params: RTEINT.P
Quant Time: May 11 12:44 2012 Quant Results File: temp.res

Method : C:\HPCHEM\1\METHODS\G120507T.M (RTE Integrator)
Title : SW-846 Method 8260
Last Update : Tue May 08 11:43:14 2012
Response via : Multiple Level Calibration

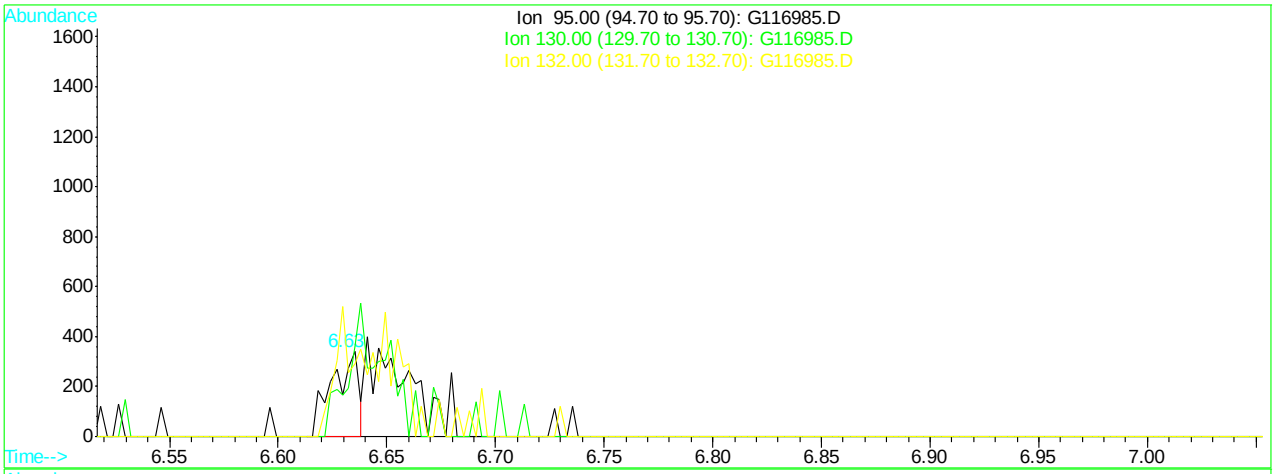

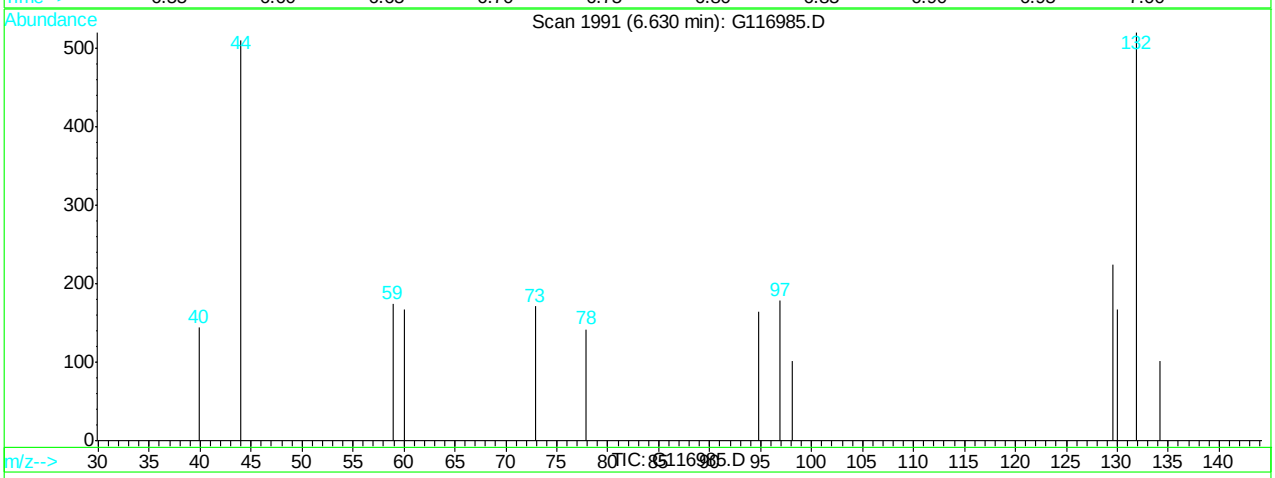

(51) trichloroethene (M)

6.63min 0.22ppb

response 287

Ion	Exp%	Act%
95.00	100	100
130.00	85.70	101.21
132.00	90.90	315.15#
0.00	0.00	0.00

G116985.D G120507T.M Fri May 11 12:44:44 2012

Quantitation Report (Qedit)

Data File : C:\HPCHEM\1\DATA\120510\G116985.D Vial: 10
Acq On : 10 May 2012 1:53 pm Operator: alit
Sample : mc10370-3 Inst : GCMS G
Misc : MS25816,MSG4691,,,,5,1 Multiplr: 1.00
MS Integration Params: RTEINT.P
Quant Time: May 11 12:44 2012 Quant Results File: temp.res

Method : C:\HPCHEM\1\METHODS\G120507T.M (RTE Integrator)
Title : SW-846 Method 8260
Last Update : Tue May 08 11:43:14 2012
Response via : Multiple Level Calibration

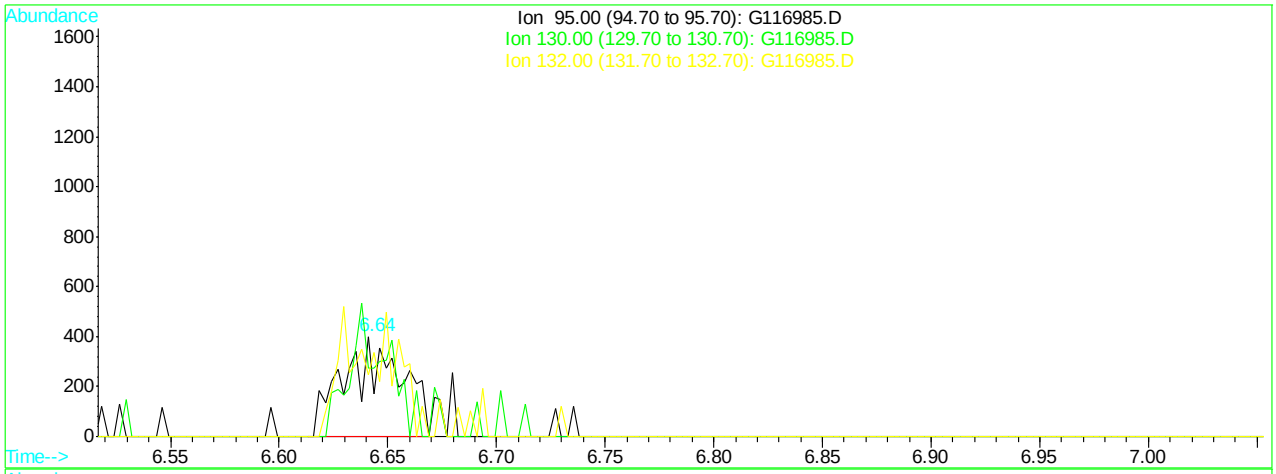

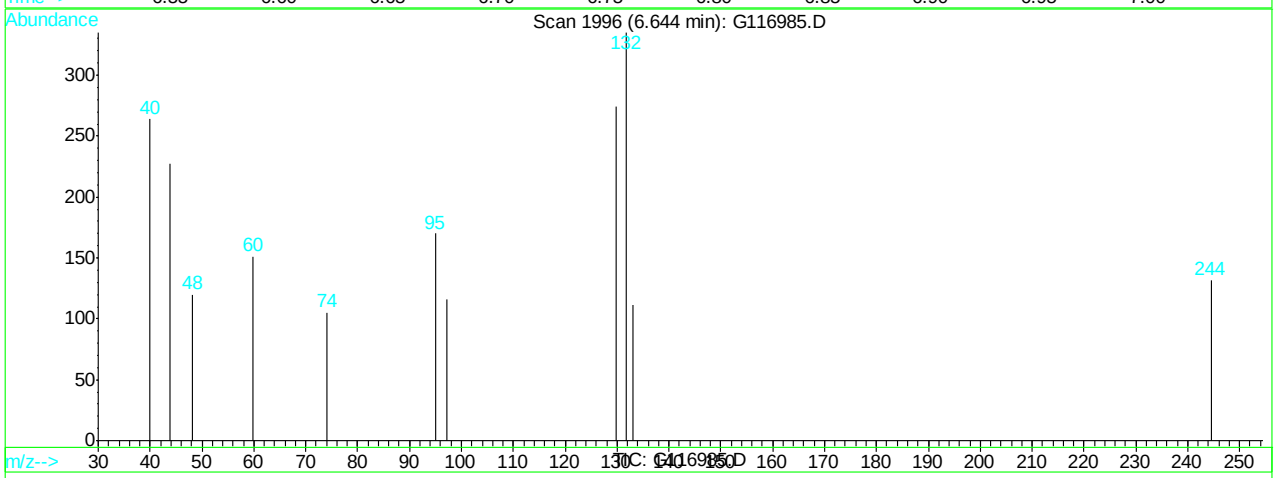

(51) trichloroethene (M)

6.64min 0.56ppb m

response 726

Ion	Exp%	Act%
95.00	100	100
130.00	85.70	161.18#
132.00	90.90	197.06#
0.00	0.00	0.00

G116985.D G120507T.M Fri May 11 12:44:52 2012

Manual Integrations APPROVED (compounds with "m" flag)
Dana Tyron 05/11/12 18:35

Quantitation Report (QT Reviewed)

Data File : C:\HPCHEM\1\DATA\120510\G116986.D Vial: 11
Acq On : 10 May 2012 2:21 pm Operator: alit
Sample : mc10370-4 Inst : GCMS G
Misc : MS25816,MSG4691,,,,5,1 Multiplr: 1.00
MS Integration Params: RTEINT.P
Quant Time: May 11 12:46 2012 Quant Results File: G120507T.RES

Quant Method : C:\HPCHEM\1\METHODS\G120507T.M (RTE Integrator)
Title : SW-846 Method 8260
Last Update : Tue May 08 11:43:14 2012
Response via : Initial Calibration
DataAcq Meth : G8260I

Internal Standards	R.T.	QIon	Response	Conc	Units	Dev(Min)
1) tert butyl alcohol-d9	3.13	65	42174	500.00	ppb	0.00
4) pentafluorobenzene	5.17	168	159436	50.00	ppb	0.00
43) 1,4-difluorobenzene	6.30	114	275813	50.00	ppb	0.00
66) chlorobenzene-d5	9.63	82	123544	50.00	ppb	0.00
80) 1,4-dichlorobenzene-d4	12.25	152	73497	50.00	ppb	0.00
System Monitoring Compounds						
40) dibromofluoromethane (s)	5.31	113	86424	60.46	ppb	0.00
Spiked Amount 50.000	Range 70 - 130		Recovery = 120.92%			
60) toluene-d8 (s)	7.98	98	303320	59.14	ppb	0.00
Spiked Amount 50.000	Range 70 - 130		Recovery = 118.28%			
82) bromofluorobenzene (s)	10.95	95	99159	58.05	ppb	0.00
Spiked Amount 50.000	Range 70 - 130		Recovery = 116.10%			
Target Compounds						Qvalue
7) vinyl chloride	1.90	62	274	0.28	ppb	# 43
16) acetone	3.00	43	3066m	6.67	ppb	
37) cis-1,2-dichloroethene	4.91	96	2376	1.80	ppb	# 52
51) trichloroethene	6.65	95	24596m	18.74	ppb	

(#) = qualifier out of range (m) = manual integration
G116986.D G120507T.M Fri May 11 13:42:40 2012 Page 1

Quantitation Report

Data File : C:\HPCHEM\1\DATA\120510\G116986.D Vial: 11
Acq On : 10 May 2012 2:21 pm Operator: alit
Sample : mc10370-4 Inst : GCMS G
Misc : MS25816,MSG4691,,,,5,1 Multiplr: 1.00
MS Integration Params: RTEINT.P
Quant Time: May 11 12:46 2012 Quant Results File: G120507T.RES

Method : C:\HPCHEM\1\METHODS\G120507T.M (RTE Integrator)
Title : SW-846 Method 8260
Last Update : Tue May 08 11:43:14 2012
Response via : Initial Calibration

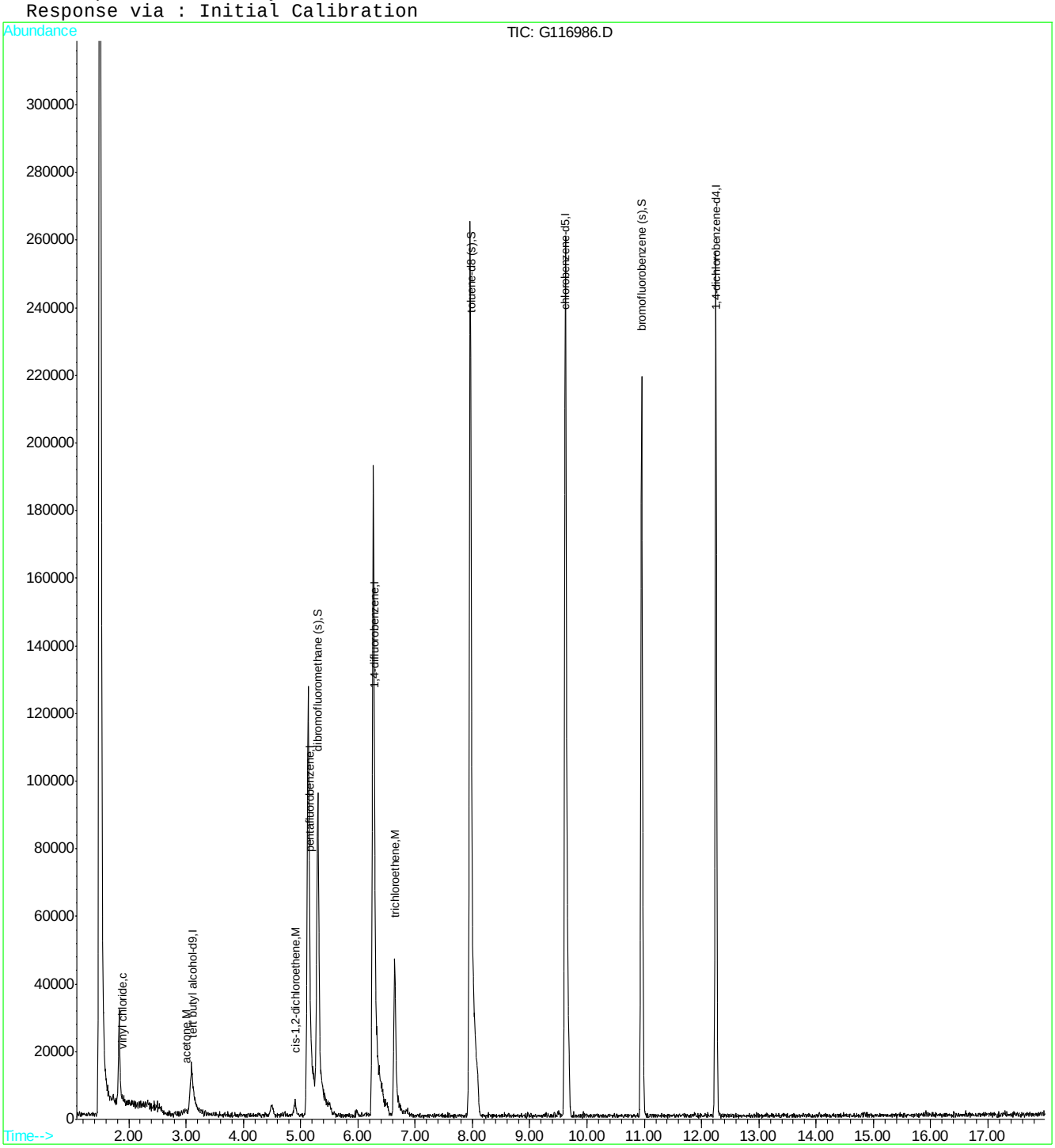

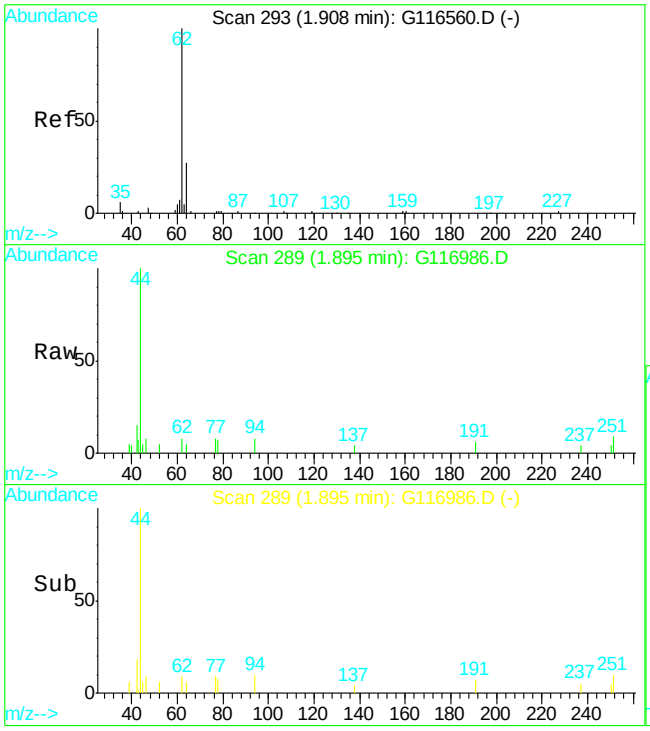

#7
vinyl chloride
Concen: 0.28 ppb
RT: 1.90 min Scan# 289
Delta R.T. -0.01 min
Lab File: G116986.D
Acq: 10 May 2012 2:21 pm

Tgt Ion: 62 Resp: 274

Ion	Ratio	Lower	Upper
62	100		
64	63.7	2.0	62.0#

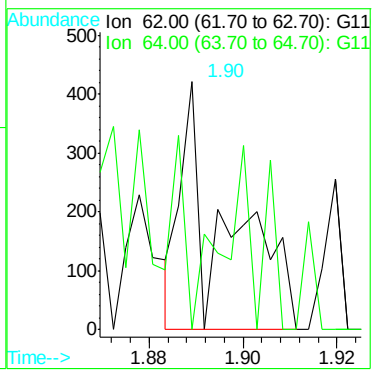

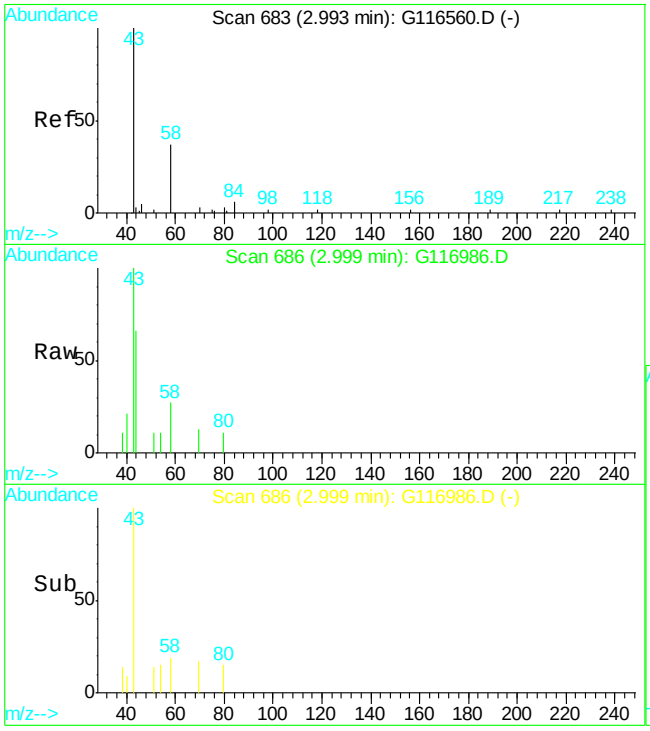

#16
acetone
Concen: 6.67 ppb m
RT: 3.00 min Scan# 686
Delta R.T. -0.00 min
Lab File: G116986.D
Acq: 10 May 2012 2:21 pm

Tgt Ion: 43 Resp: 3066

Ion	Ratio	Lower	Upper
43	100		
58	26.7	4.2	64.2

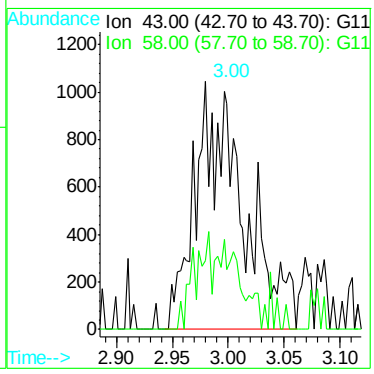

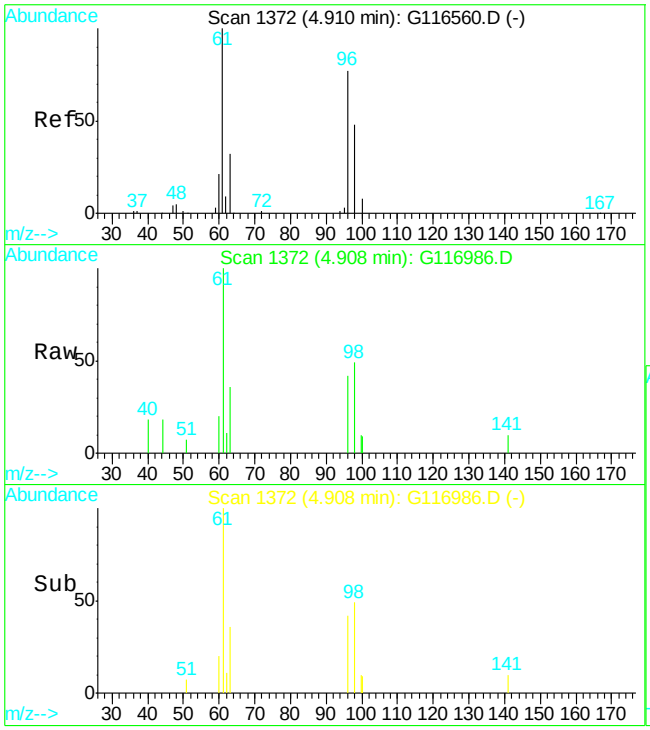

#37
cis-1,2-dichloroethene
Concen: 1.80 ppb
RT: 4.91 min Scan# 1372
Delta R.T. -0.00 min
Lab File: G116986.D
Acq: 10 May 2012 2:21 pm

Tgt Ion: 96 Resp: 2376

Ion	Ratio	Lower	Upper
96	100		
61	212.0	127.5	187.5#
98	116.7	36.7	96.7#

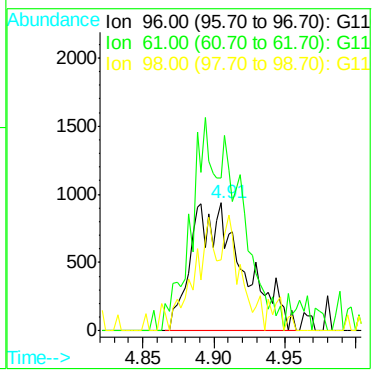

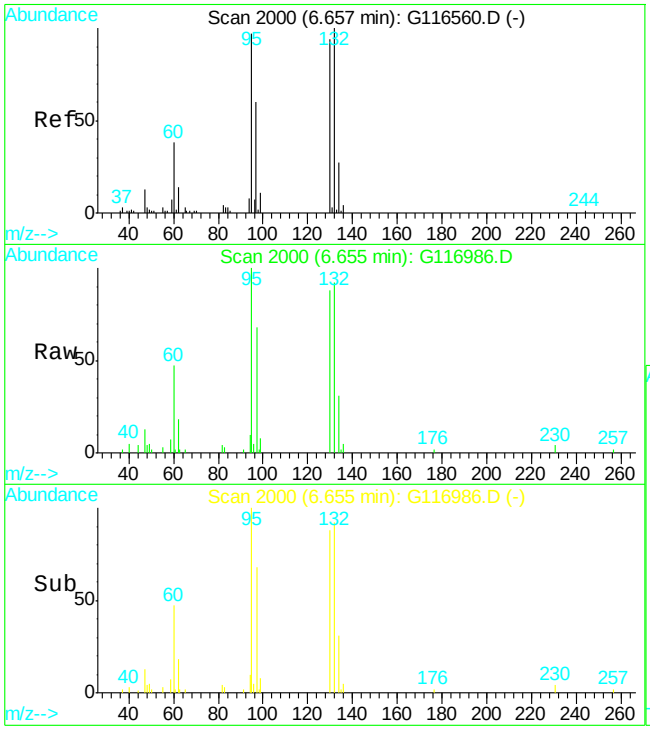

#51
trichloroethene
Concen: 18.74 ppb m
RT: 6.65 min Scan# 2000
Delta R.T. -0.00 min
Lab File: G116986.D
Acq: 10 May 2012 2:21 pm

Tgt Ion: 95 Resp: 24596

Ion	Ratio	Lower	Upper
95	100		
130	88.4	55.7	115.7
132	92.0	60.9	120.9

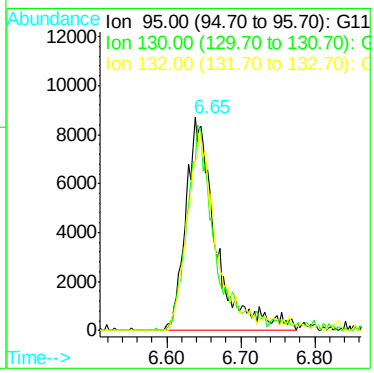

Quantitation Report (Qedit)

Data File : C:\HPCHEM\1\DATA\120510\G116986.D Vial: 11
Acq On : 10 May 2012 2:21 pm Operator: alit
Sample : mc10370-4 Inst : GCMS G
Misc : MS25816,MSG4691,,,,5,1 Multiplr: 1.00
MS Integration Params: RTEINT.P
Quant Time: May 11 12:45 2012 Quant Results File: temp.res

Method : C:\HPCHEM\1\METHODS\G120507T.M (RTE Integrator)
Title : SW-846 Method 8260
Last Update : Tue May 08 11:43:14 2012
Response via : Multiple Level Calibration

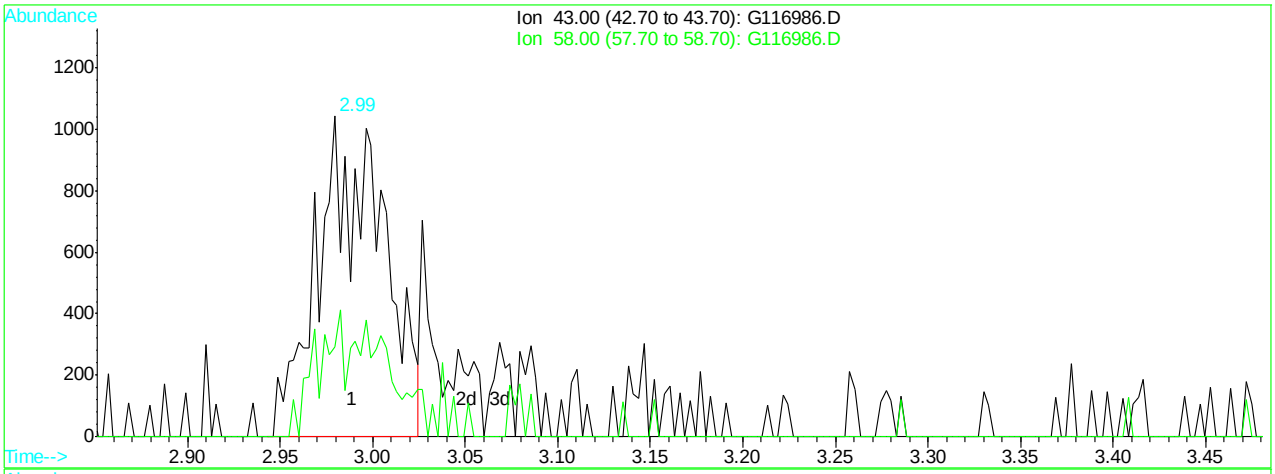

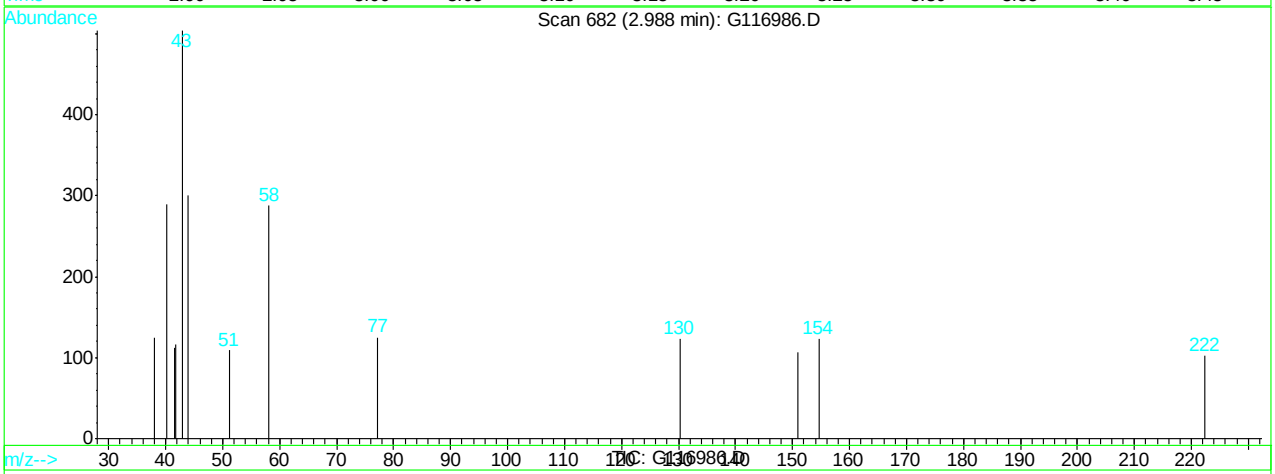

(16) acetone (M)

2.99min 5.50ppb

response 2526

Ion	Exp%	Act%
43.00	100	100
58.00	34.20	57.14
0.00	0.00	0.00
0.00	0.00	0.00

G116986.D G120507T.M Fri May 11 12:45:38 2012

Quantitation Report (Qedit)

Data File : C:\HPCHEM\1\DATA\120510\G116986.D Vial: 11
Acq On : 10 May 2012 2:21 pm Operator: alit
Sample : mc10370-4 Inst : GCMS G
Misc : MS25816,MSG4691,,,,5,1 Multiplr: 1.00
MS Integration Params: RTEINT.P
Quant Time: May 11 12:45 2012 Quant Results File: temp.res

Method : C:\HPCHEM\1\METHODS\G120507T.M (RTE Integrator)
Title : SW-846 Method 8260
Last Update : Tue May 08 11:43:14 2012
Response via : Multiple Level Calibration

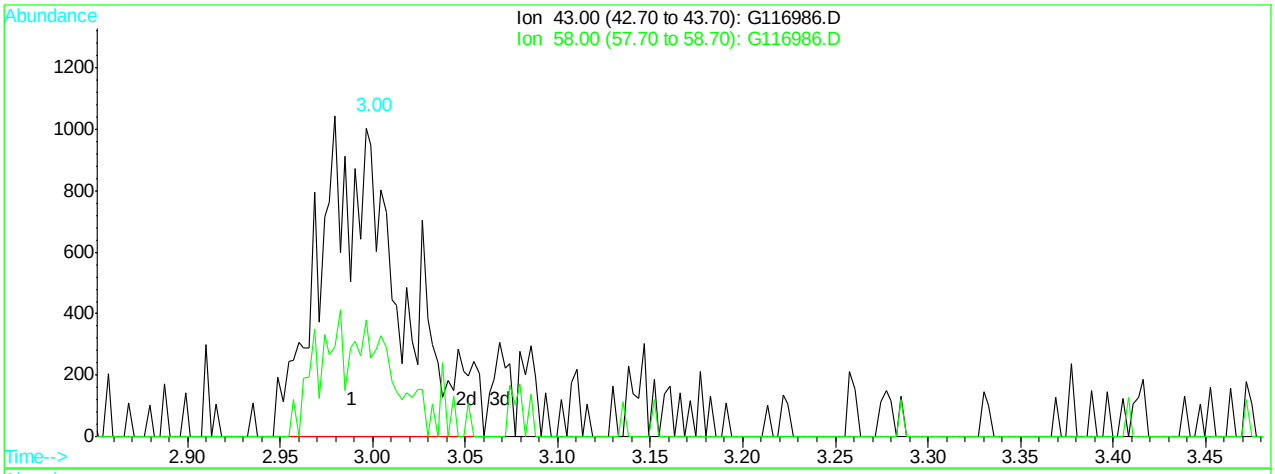

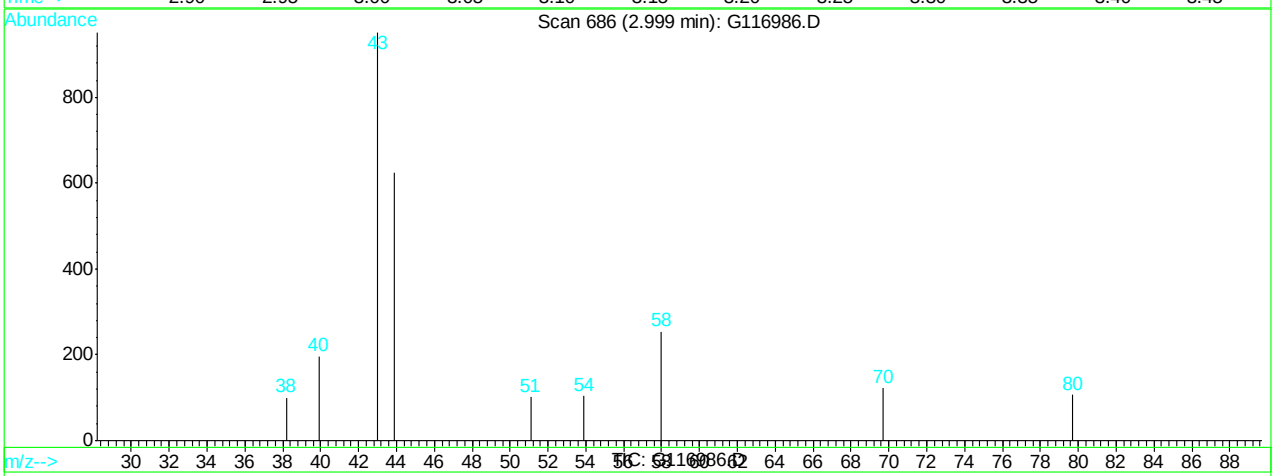

(16) acetone (M)

3.00min 6.67ppb m

response 3066

Ion	Exp%	Act%
43.00	100	100
58.00	34.20	26.71
0.00	0.00	0.00
0.00	0.00	0.00

G116986.D G120507T.M Fri May 11 12:45:43 2012

Quantitation Report (Qedit)

Data File : C:\HPCHEM\1\DATA\120510\G116986.D Vial: 11
Acq On : 10 May 2012 2:21 pm Operator: alit
Sample : mc10370-4 Inst : GCMS G
Misc : MS25816,MSG4691,,,,5,1 Multiplr: 1.00
MS Integration Params: RTEINT.P
Quant Time: May 11 12:45 2012 Quant Results File: temp.res

Method : C:\HPCHEM\1\METHODS\G120507T.M (RTE Integrator)
Title : SW-846 Method 8260
Last Update : Tue May 08 11:43:14 2012
Response via : Multiple Level Calibration

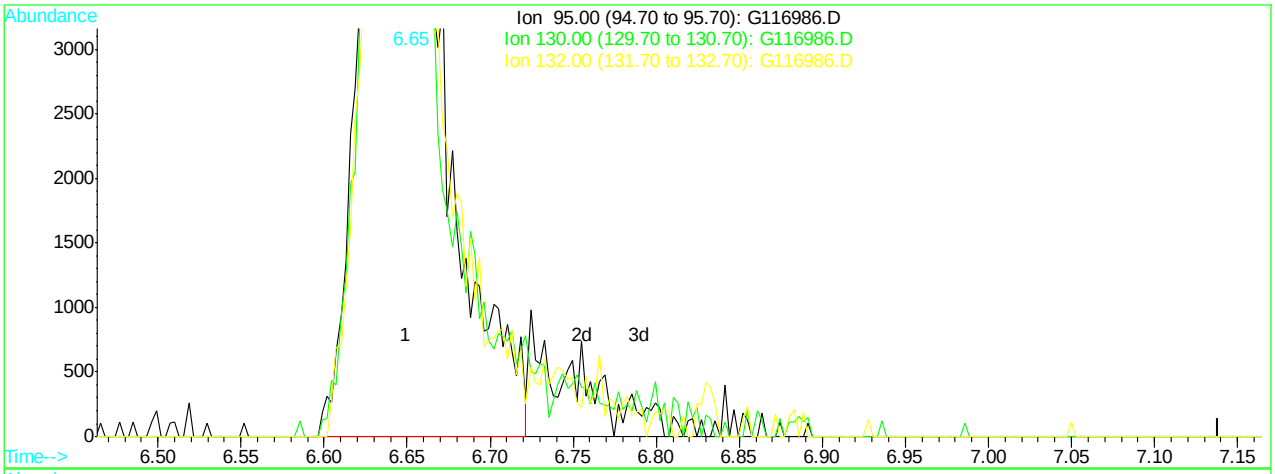

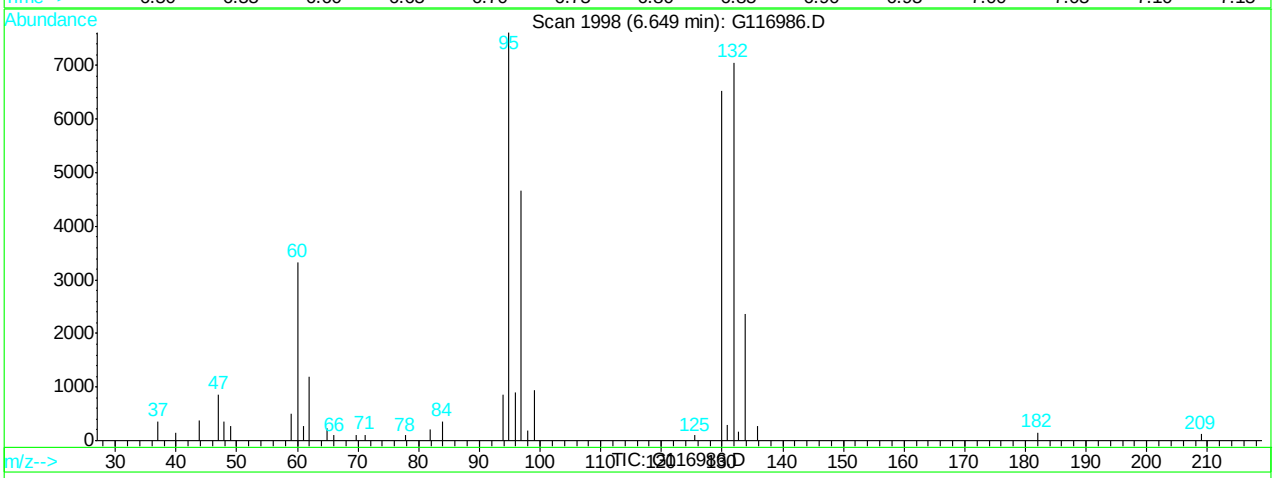

(51) trichloroethene (M)

6.65min 17.67ppb

response 23195

Ion	Exp%	Act%
95.00	100	100
130.00	85.70	85.74
132.00	90.90	94.71
0.00	0.00	0.00

G116986.D G120507T.M Fri May 11 12:45:59 2012

Quantitation Report (Qedit)

Data File : C:\HPCHEM\1\DATA\120510\G116986.D Vial: 11
Acq On : 10 May 2012 2:21 pm Operator: alit
Sample : mc10370-4 Inst : GCMS G
Misc : MS25816,MSG4691,,,,5,1 Multiplr: 1.00
MS Integration Params: RTEINT.P
Quant Time: May 11 12:46 2012 Quant Results File: temp.res

Method : C:\HPCHEM\1\METHODS\G120507T.M (RTE Integrator)
Title : SW-846 Method 8260
Last Update : Tue May 08 11:43:14 2012
Response via : Multiple Level Calibration

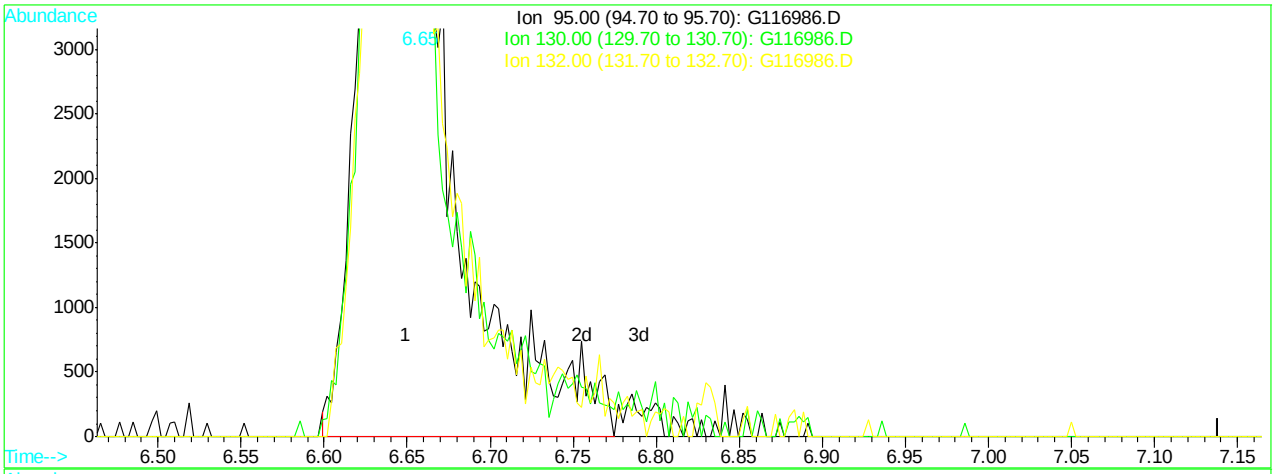

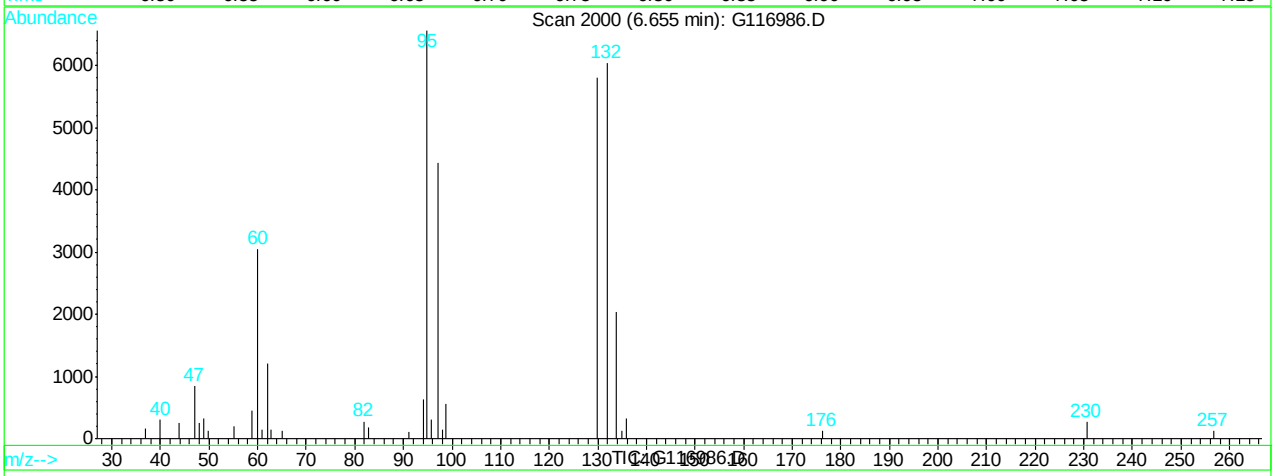

(51) trichloroethene (M)

6.65min 18.74ppb m

response 24596

Ion	Exp%	Act%
95.00	100	100
130.00	85.70	88.37
132.00	90.90	92.04
0.00	0.00	0.00

G116986.D G120507T.M Fri May 11 12:46:04 2012

Quantitation Report (QT Reviewed)

Data File : C:\HPCHEM\1\DATA\120510\G116987.D Vial: 12
Acq On : 10 May 2012 2:50 pm Operator: alit
Sample : mc10370-5 Inst : GCMS G
Misc : MS25816,MSG4691,,,,5,1 Multiplr: 1.00
MS Integration Params: RTEINT.P
Quant Time: May 11 12:47 2012 Quant Results File: G120507T.RES

Quant Method : C:\HPCHEM\1\METHODS\G120507T.M (RTE Integrator)
Title : SW-846 Method 8260
Last Update : Tue May 08 11:43:14 2012
Response via : Initial Calibration
DataAcq Meth : G8260I

Internal Standards	R.T.	QIon	Response	Conc	Units	Dev(Min)
1) tert butyl alcohol-d9	3.12	65	36076	500.00	ppb	0.00
4) pentafluorobenzene	5.17	168	158849	50.00	ppb	0.00
43) 1,4-difluorobenzene	6.29	114	267783	50.00	ppb	0.00
66) chlorobenzene-d5	9.63	82	120151	50.00	ppb	0.00
80) 1,4-dichlorobenzene-d4	12.25	152	72961	50.00	ppb	0.00
System Monitoring Compounds						
40) dibromofluoromethane (s)	5.32	113	88237	61.96	ppb	0.00
Spiked Amount 50.000	Range 70 - 130		Recovery = 123.92%			
60) toluene-d8 (s)	7.98	98	292203	58.68	ppb	0.00
Spiked Amount 50.000	Range 70 - 130		Recovery = 117.36%			
82) bromofluorobenzene (s)	10.95	95	97079	57.25	ppb	0.00
Spiked Amount 50.000	Range 70 - 130		Recovery = 114.50%			
Target Compounds						Qvalue
16) acetone	3.00	43	4120	9.00	ppb	74

(#) = qualifier out of range (m) = manual integration
G116987.D G120507T.M Fri May 11 13:42:52 2012 Page 1

Quantitation Report

Data File : C:\HPCHEM\1\DATA\120510\G116987.D Vial: 12
Acq On : 10 May 2012 2:50 pm Operator: alit
Sample : mc10370-5 Inst : GCMS G
Misc : MS25816,MSG4691,,,,5,1 Multiplr: 1.00
MS Integration Params: RTEINT.P
Quant Time: May 11 12:47 2012 Quant Results File: G120507T.RES

Method : C:\HPCHEM\1\METHODS\G120507T.M (RTE Integrator)
Title : SW-846 Method 8260
Last Update : Tue May 08 11:43:14 2012
Response via : Initial Calibration

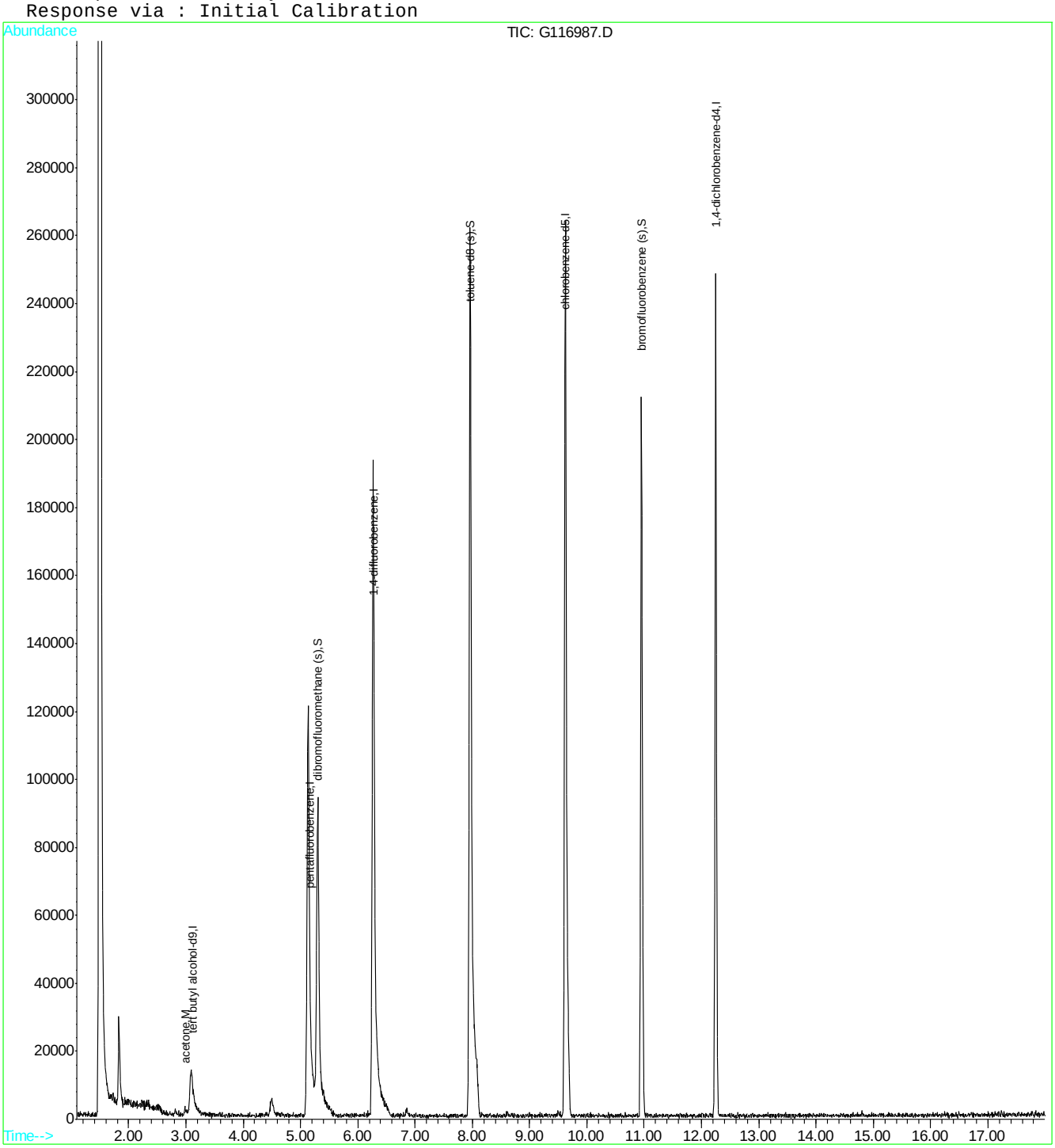

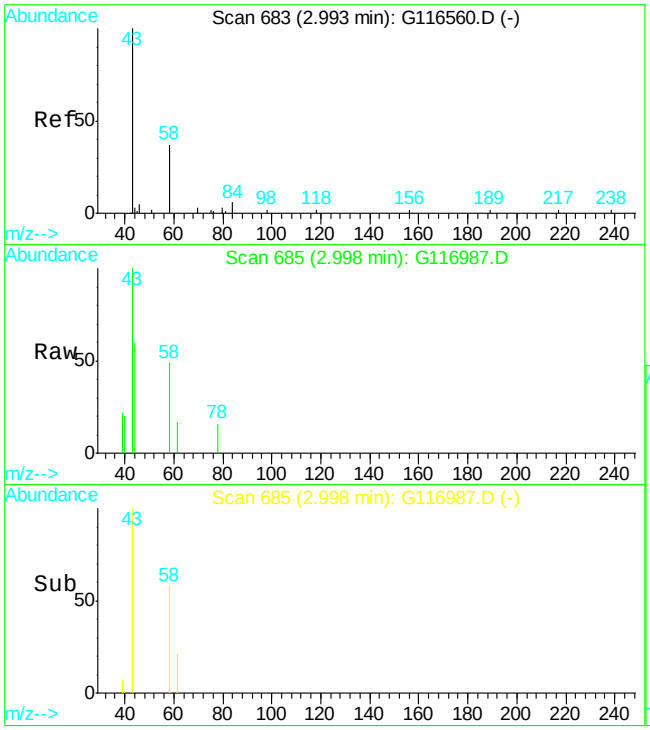

#16
acetone
Concen: 9.00 ppb
RT: 3.00 min Scan# 685
Delta R.T. -0.01 min
Lab File: G116987.D
Acq: 10 May 2012 2:50 pm

Tgt Ion: 43 Resp: 4120

Ion	Ratio	Lower	Upper
43	100		
58	49.2	4.2	64.2

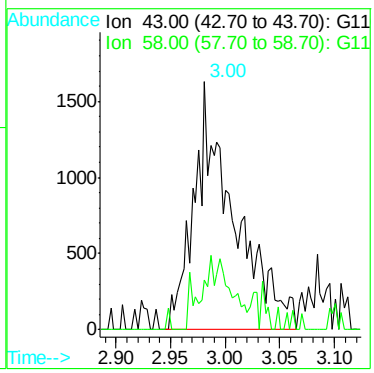

Quantitation Report (QT Reviewed)

Data File : C:\HPCHEM\1\DATA\120510\G116988.D Vial: 13
Acq On : 10 May 2012 3:18 pm Operator: alit
Sample : mc10370-6 Inst : GCMS G
Misc : MS25816,MSG4691,,,,5,1 Multiplr: 1.00
MS Integration Params: RTEINT.P
Quant Time: May 11 12:48 2012 Quant Results File: G120507T.RES

Quant Method : C:\HPCHEM\1\METHODS\G120507T.M (RTE Integrator)
Title : SW-846 Method 8260
Last Update : Tue May 08 11:43:14 2012
Response via : Initial Calibration
DataAcq Meth : G8260I

Internal Standards	R.T.	QIon	Response	Conc	Units	Dev(Min)
1) tert butyl alcohol-d9	3.12	65	44578	500.00	ppb	0.00
4) pentafluorobenzene	5.18	168	168587	50.00	ppb	0.01
43) 1,4-difluorobenzene	6.30	114	276949	50.00	ppb	0.00
66) chlorobenzene-d5	9.63	82	125500	50.00	ppb	0.00
80) 1,4-dichlorobenzene-d4	12.25	152	75445	50.00	ppb	0.00
System Monitoring Compounds						
40) dibromofluoromethane (s)	5.32	113	88726	58.70	ppb	0.00
Spiked Amount 50.000	Range 70 - 130		Recovery = 117.40%			
60) toluene-d8 (s)	7.98	98	311645	60.51	ppb	0.00
Spiked Amount 50.000	Range 70 - 130		Recovery = 121.02%			
82) bromofluorobenzene (s)	10.95	95	102913	58.69	ppb	0.00
Spiked Amount 50.000	Range 70 - 130		Recovery = 117.38%			
Target Compounds						Qvalue
16) acetone	3.00	43	3410	7.02	ppb	90
37) cis-1,2-dichloroethene	4.91	96	8503	6.10	ppb	83

(#) = qualifier out of range (m) = manual integration
G116988.D G120507T.M Fri May 11 13:42:58 2012 Page 1

Quantitation Report

Data File : C:\HPCHEM\1\DATA\120510\G116988.D Vial: 13
Acq On : 10 May 2012 3:18 pm Operator: alit
Sample : mc10370-6 Inst : GCMS G
Misc : MS25816,MSG4691,,,,5,1 Multiplr: 1.00
MS Integration Params: RTEINT.P
Quant Time: May 11 12:48 2012 Quant Results File: G120507T.RES

Method : C:\HPCHEM\1\METHODS\G120507T.M (RTE Integrator)
Title : SW-846 Method 8260
Last Update : Tue May 08 11:43:14 2012
Response via : Initial Calibration

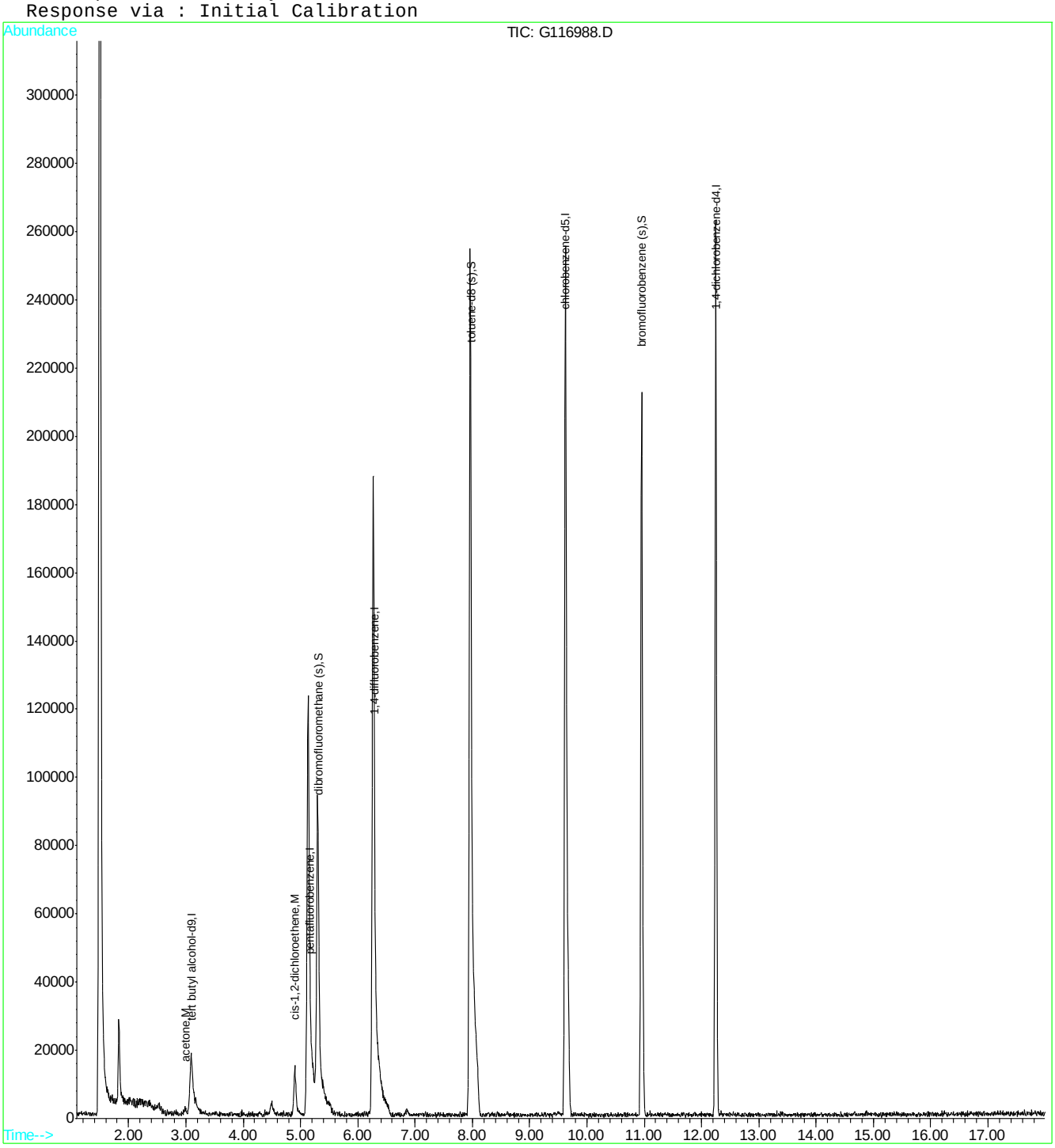

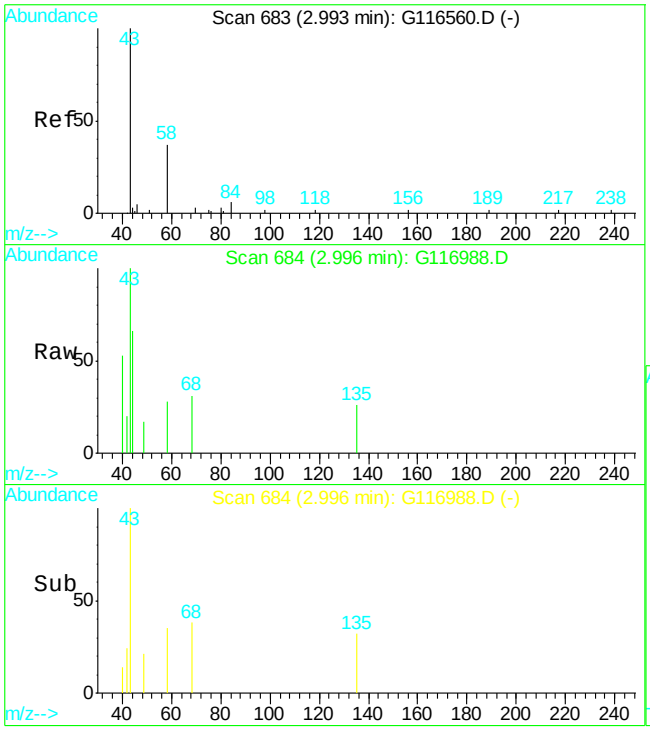

#16
acetone
Concen: 7.02 ppb
RT: 3.00 min Scan# 684
Delta R.T. -0.01 min
Lab File: G116988.D
Acq: 10 May 2012 3:18 pm

Tgt Ion: 43 Resp: 3410

Ion	Ratio	Lower	Upper
43	100		
58	28.2	4.2	64.2

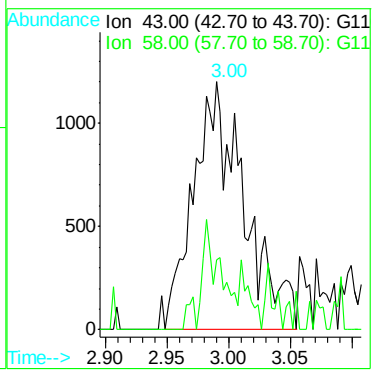

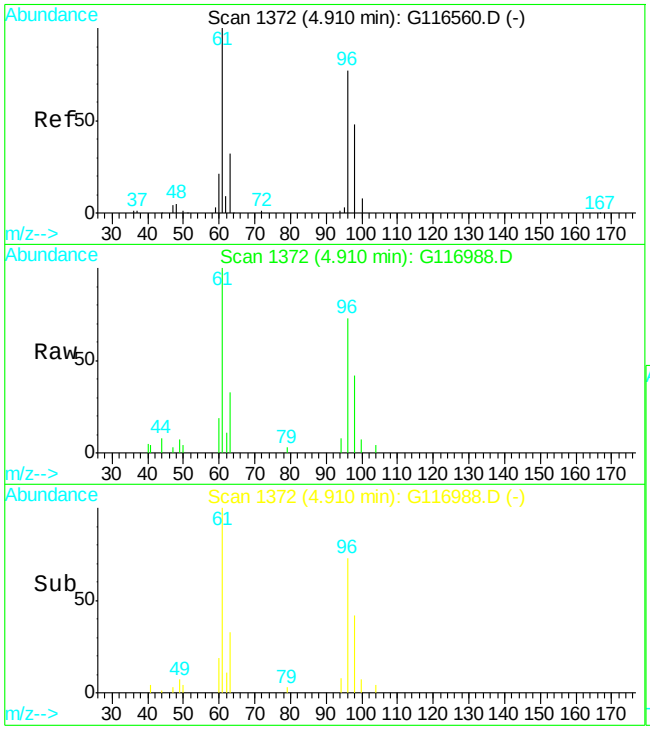

#37
cis-1,2-dichloroethene
Concen: 6.10 ppb
RT: 4.91 min Scan# 1372
Delta R.T. 0.00 min
Lab File: G116988.D
Acq: 10 May 2012 3:18 pm

Tgt Ion: 96 Resp: 8503

Ion	Ratio	Lower	Upper
96	100		
61	131.9	127.5	187.5
98	57.6	36.7	96.7

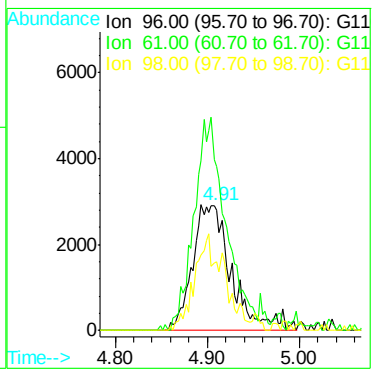

Manual Integrations APPROVED (compounds with "m" flag)
Dana Tyron 05/11/12 18:35

Quantitation Report (QT Reviewed)

Data File : C:\HPCHEM\1\DATA\120510\G116989.D Vial: 14
Acq On : 10 May 2012 3:46 pm Operator: alit
Sample : mc10370-7 Inst : GCMS G
Misc : MS25816,MSG4691,,,,5,1 Multiplr: 1.00
MS Integration Params: RTEINT.P
Quant Time: May 11 12:51 2012 Quant Results File: G120507T.RES

Quant Method : C:\HPCHEM\1\METHODS\G120507T.M (RTE Integrator)
Title : SW-846 Method 8260
Last Update : Tue May 08 11:43:14 2012
Response via : Initial Calibration
DataAcq Meth : G8260I

Internal Standards	R.T.	QIon	Response	Conc	Units	Dev(Min)
1) tert butyl alcohol-d9	3.10	65	32259	500.00	ppb	-0.02
4) pentafluorobenzene	5.17	168	160071	50.00	ppb	0.00
43) 1,4-difluorobenzene	6.30	114	272716	50.00	ppb	0.00
66) chlorobenzene-d5	9.63	82	122915	50.00	ppb	0.00
80) 1,4-dichlorobenzene-d4	12.25	152	73406	50.00	ppb	0.00
System Monitoring Compounds						
40) dibromofluoromethane (s)	5.31	113	84603	58.95	ppb	0.00
Spiked Amount 50.000	Range 70 - 130		Recovery = 117.90%			
60) toluene-d8 (s)	7.98	98	301462	59.44	ppb	0.00
Spiked Amount 50.000	Range 70 - 130		Recovery = 118.88%			
82) bromofluorobenzene (s)	10.95	95	99233	58.16	ppb	0.00
Spiked Amount 50.000	Range 70 - 130		Recovery = 116.32%			
Target Compounds						Qvalue
16) acetone	3.01	43	3872m	8.40	ppb	

(#) = qualifier out of range (m) = manual integration
G116989.D G120507T.M Fri May 11 13:43:05 2012 Page 1

Quantitation Report

Data File : C:\HPCHEM\1\DATA\120510\G116989.D Vial: 14
Acq On : 10 May 2012 3:46 pm Operator: alit
Sample : mc10370-7 Inst : GCMS G
Misc : MS25816,MSG4691,,,,5,1 Multiplr: 1.00
MS Integration Params: RTEINT.P
Quant Time: May 11 12:51 2012 Quant Results File: G120507T.RES

Method : C:\HPCHEM\1\METHODS\G120507T.M (RTE Integrator)
Title : SW-846 Method 8260
Last Update : Tue May 08 11:43:14 2012
Response via : Initial Calibration

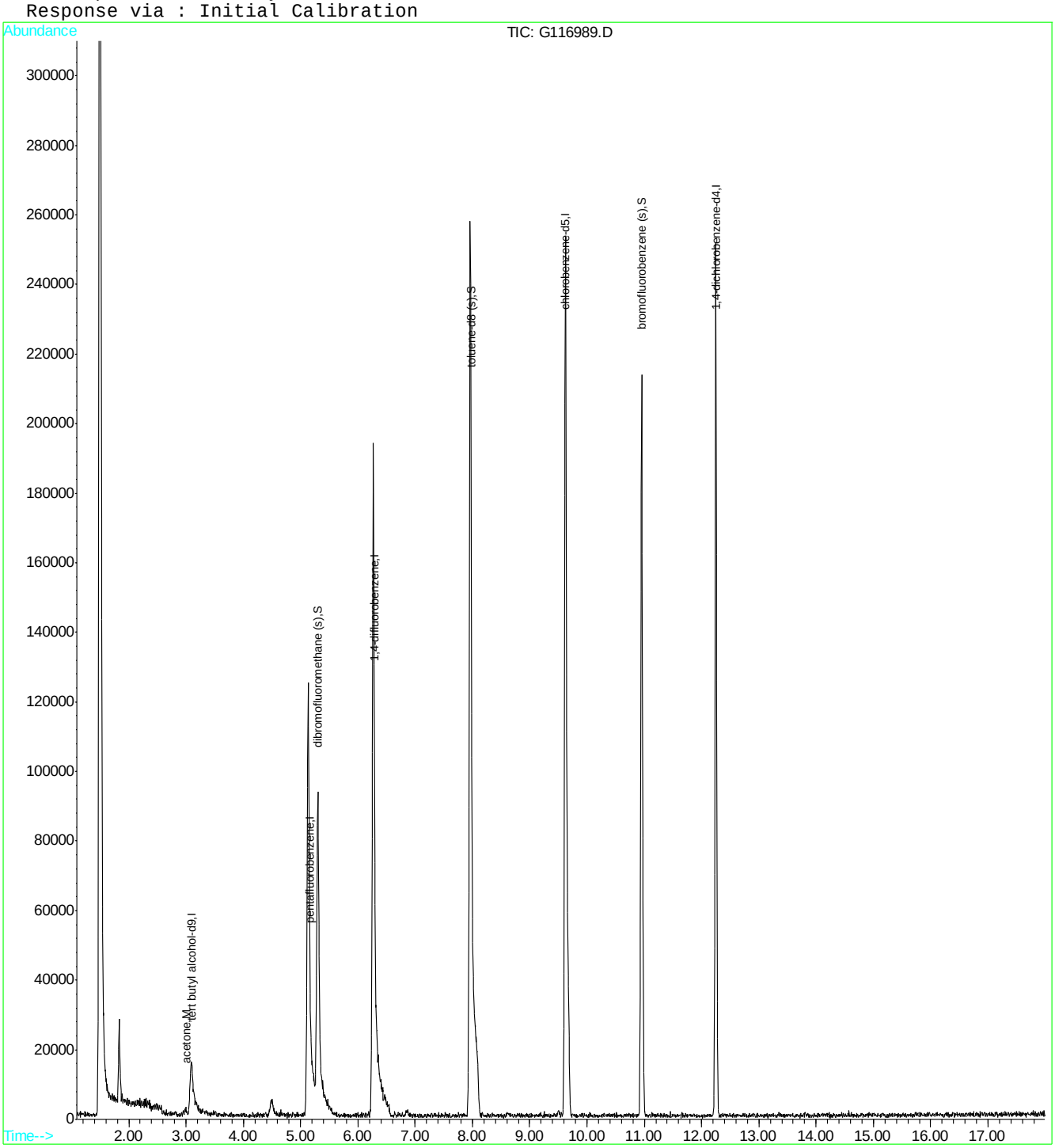

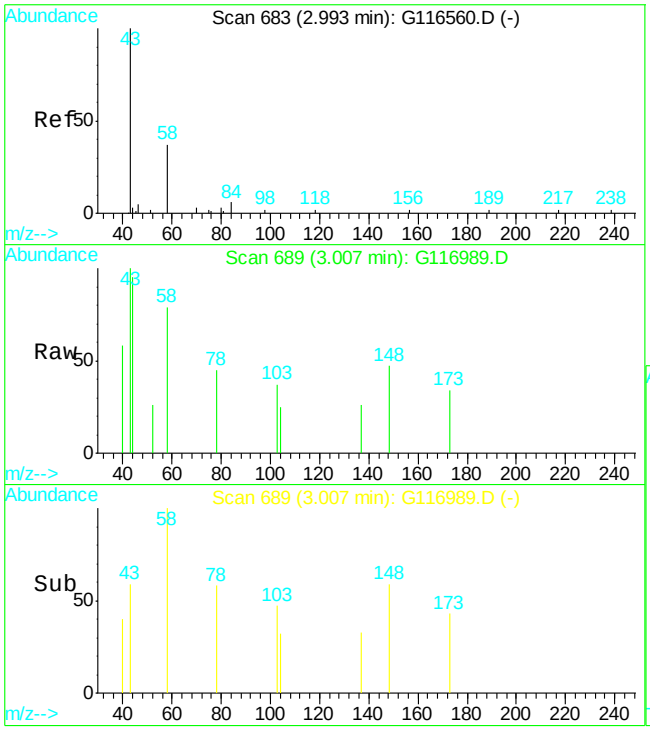

#16
acetone
Concen: 8.40 ppb m
RT: 3.01 min Scan# 689
Delta R.T. 0.00 min
Lab File: G116989.D
Acq: 10 May 2012 3:46 pm

Tgt Ion: 43 Resp: 3872

Ion	Ratio	Lower	Upper
43	100		
58	78.7	4.2	64.2#

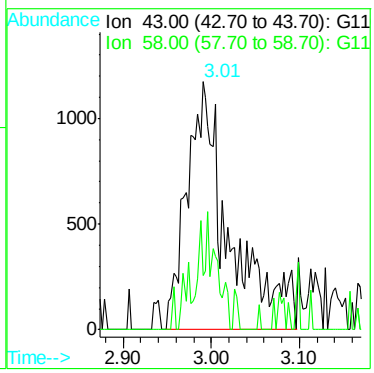

Quantitation Report (Qedit)

Data File : C:\HPCHEM\1\DATA\120510\G116989.D Vial: 14
Acq On : 10 May 2012 3:46 pm Operator: alit
Sample : mc10370-7 Inst : GCMS G
Misc : MS25816,MSG4691,,,,5,1 Multiplr: 1.00
MS Integration Params: RTEINT.P
Quant Time: May 11 12:49 2012 Quant Results File: temp.res

Method : C:\HPCHEM\1\METHODS\G120507T.M (RTE Integrator)
Title : SW-846 Method 8260
Last Update : Tue May 08 11:43:14 2012
Response via : Multiple Level Calibration

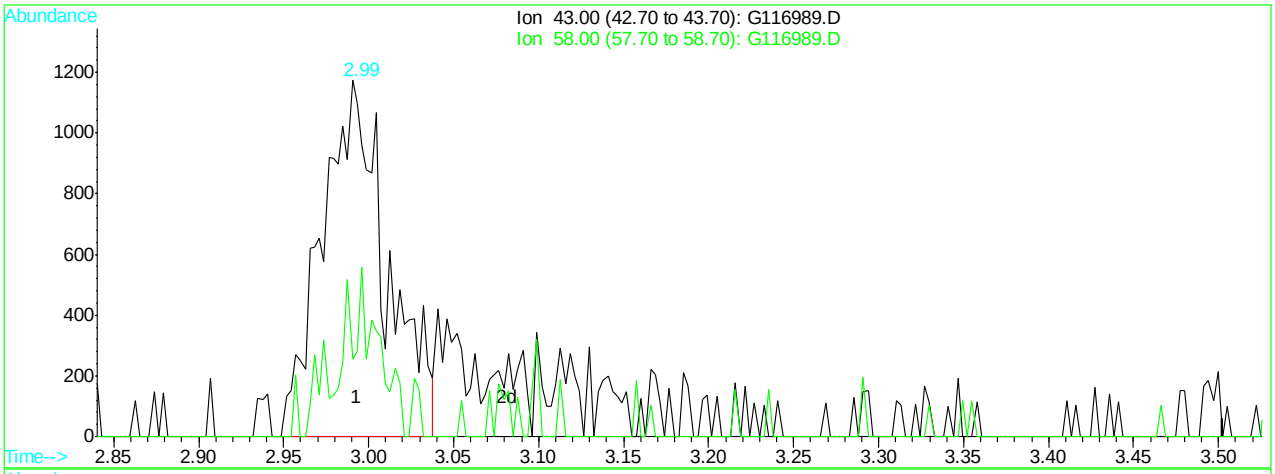

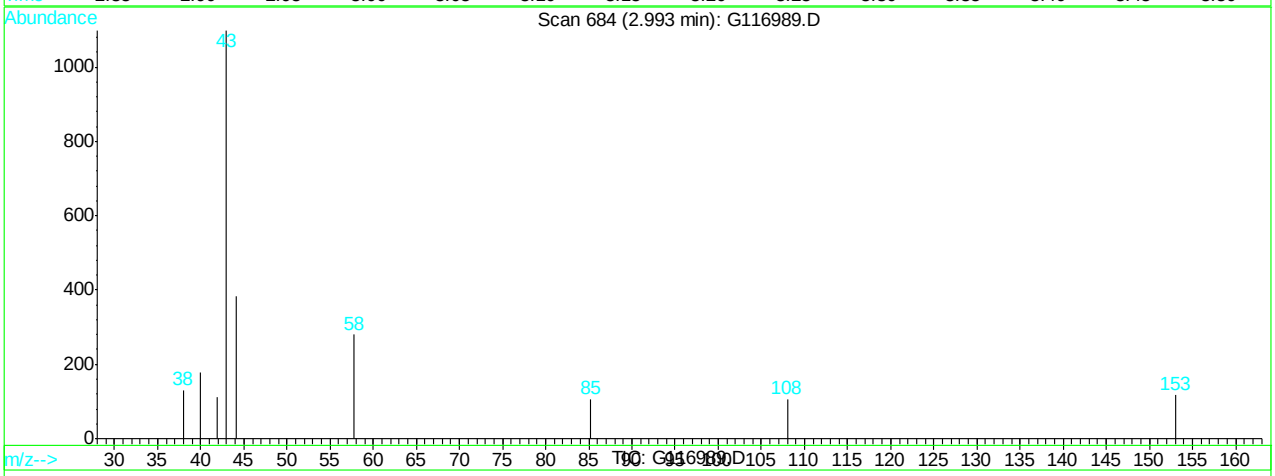

(16) acetone (M)

2.99min 6.72ppb

response 3097

Ion	Exp%	Act%
43.00	100	100
58.00	34.20	25.50
0.00	0.00	0.00
0.00	0.00	0.00

G116989.D G120507T.M Fri May 11 12:49:11 2012

Quantitation Report (Qedit)

Data File : C:\HPCHEM\1\DATA\120510\G116989.D Vial: 14
Acq On : 10 May 2012 3:46 pm Operator: alit
Sample : mc10370-7 Inst : GCMS G
Misc : MS25816,MSG4691,,,,5,1 Multiplr: 1.00
MS Integration Params: RTEINT.P
Quant Time: May 11 12:49 2012 Quant Results File: temp.res

Method : C:\HPCHEM\1\METHODS\G120507T.M (RTE Integrator)
Title : SW-846 Method 8260
Last Update : Tue May 08 11:43:14 2012
Response via : Multiple Level Calibration

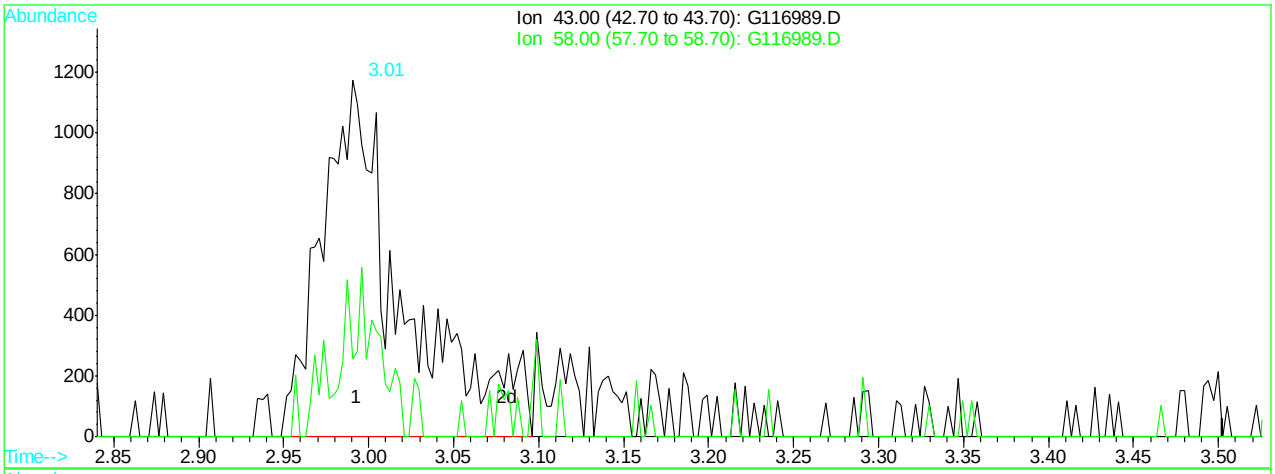

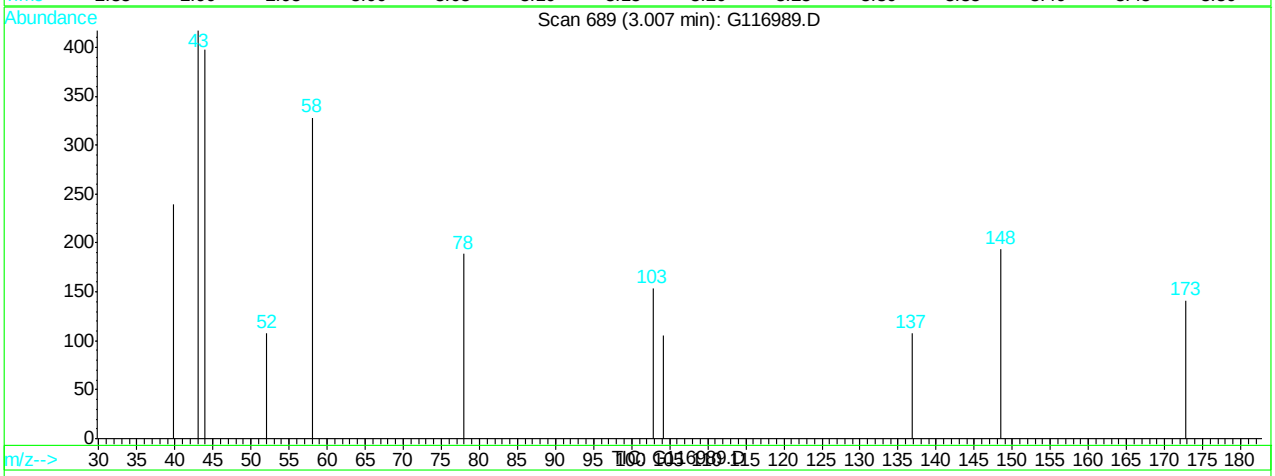

(16) acetone (M)

3.01min 8.40ppb m

response 3872

Ion	Exp%	Act%
43.00	100	100
58.00	34.20	78.66#
0.00	0.00	0.00
0.00	0.00	0.00

G116989.D G120507T.M Fri May 11 12:49:16 2012

Quantitation Report (Qedit)

Data File : C:\HPCHEM\1\DATA\120510\G116989.D Vial: 14
Acq On : 10 May 2012 3:46 pm Operator: alit
Sample : mc10370-7 Inst : GCMS G
Misc : MS25816,MSG4691,,,,5,1 Multiplr: 1.00
MS Integration Params: RTEINT.P
Quant Time: May 11 12:50 2012 Quant Results File: temp.res

Method : C:\HPCHEM\1\METHODS\G120507T.M (RTE Integrator)
Title : SW-846 Method 8260
Last Update : Tue May 08 11:43:14 2012
Response via : Multiple Level Calibration

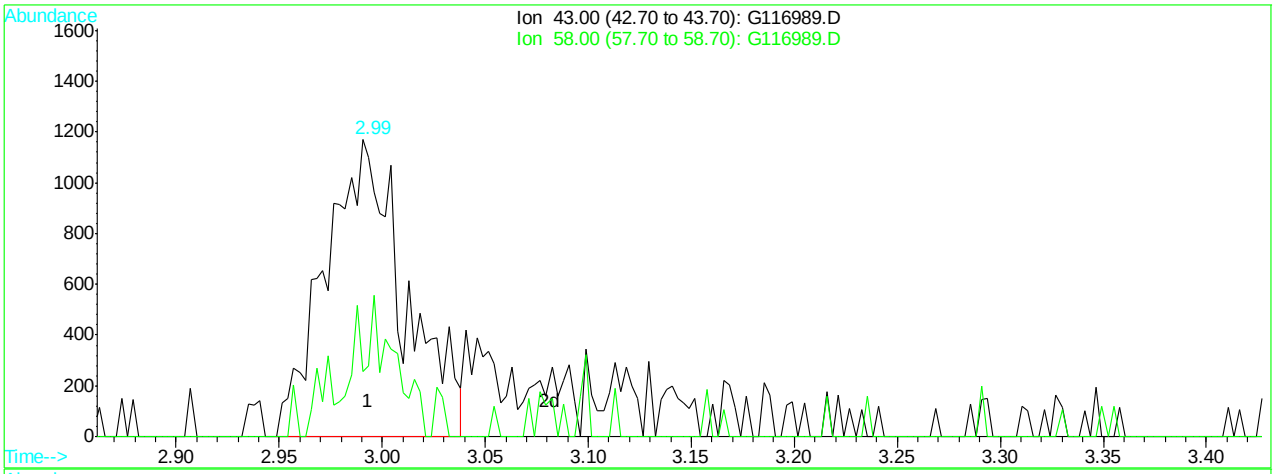

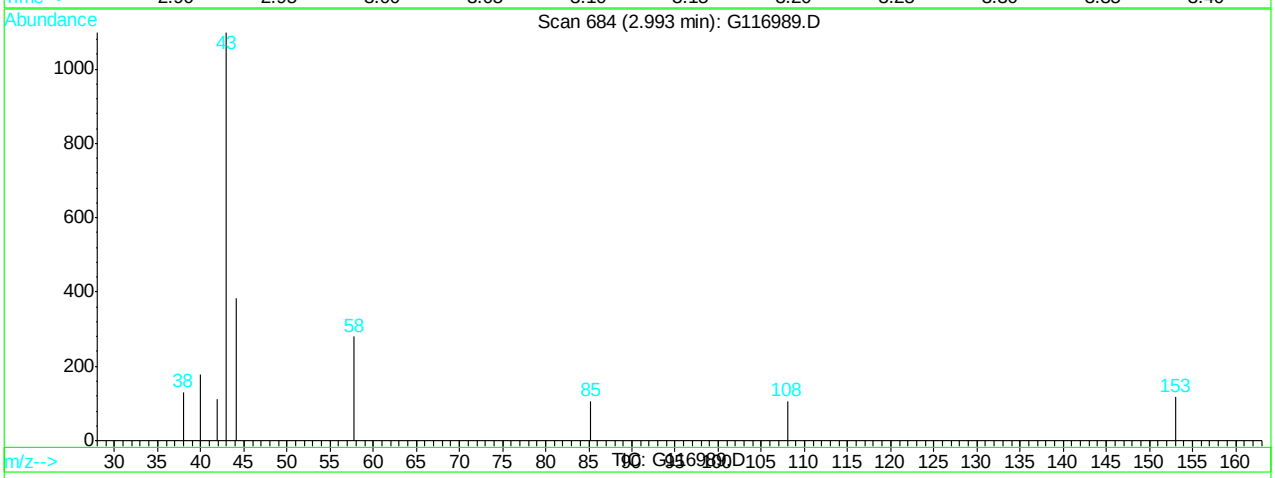

(16) acetone (M)

2.99min 6.72ppb

response 3097

Ion	Exp%	Act%
43.00	100	100
58.00	34.20	25.50
0.00	0.00	0.00
0.00	0.00	0.00

G116989.D G120507T.M Fri May 11 12:50:38 2012

Quantitation Report (Qedit)

Data File : C:\HPCHEM\1\DATA\120510\G116989.D Vial: 14
Acq On : 10 May 2012 3:46 pm Operator: alit
Sample : mc10370-7 Inst : GCMS G
Misc : MS25816,MSG4691,,,,5,1 Multiplr: 1.00
MS Integration Params: RTEINT.P
Quant Time: May 11 12:50 2012 Quant Results File: temp.res

Method : C:\HPCHEM\1\METHODS\G120507T.M (RTE Integrator)
Title : SW-846 Method 8260
Last Update : Tue May 08 11:43:14 2012
Response via : Multiple Level Calibration

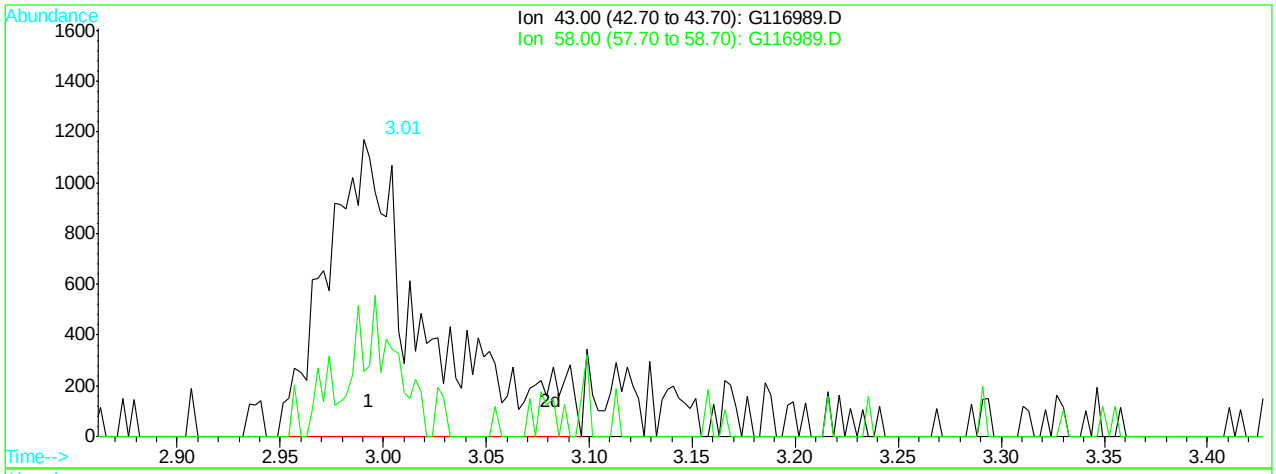

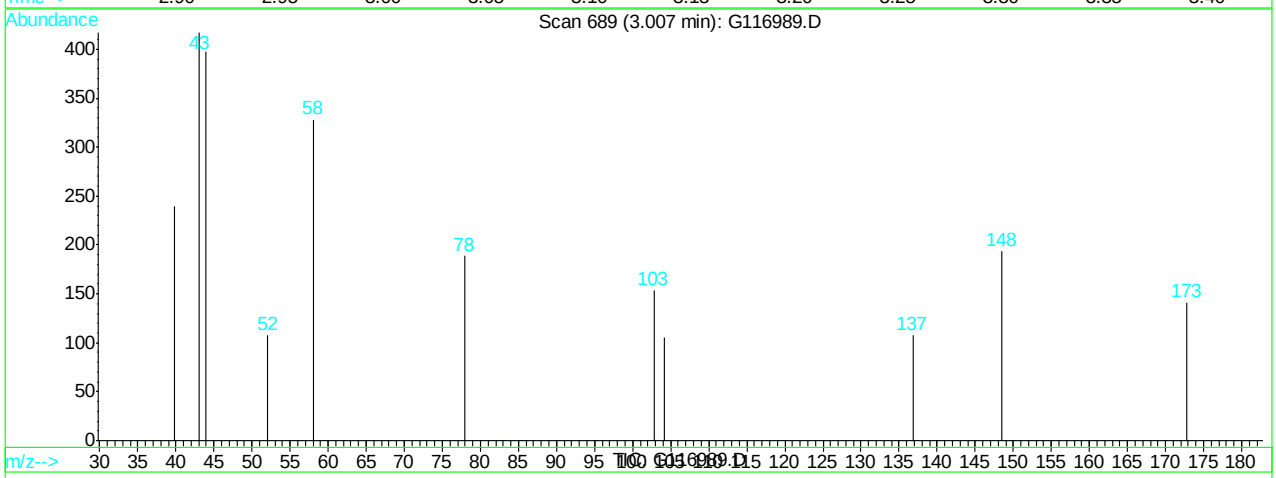

(16) acetone (M)

3.01min 8.40ppb m

response 3872

Ion	Exp%	Act%
43.00	100	100
58.00	34.20	78.66#
0.00	0.00	0.00
0.00	0.00	0.00

G116989.D G120507T.M Fri May 11 12:50:43 2012

Manual Integrations APPROVED (compounds with "m" flag)
Dana Tyron 05/11/12 18:35

Quantitation Report (QT Reviewed)

Data File : C:\HPCHEM\1\DATA\120510\G116990.D Vial: 15
Acq On : 10 May 2012 4:14 pm Operator: alit
Sample : mc10370-8 Inst : GCMS G
Misc : MS25816,MSG4691,,,,5,1 Multiplr: 1.00
MS Integration Params: RTEINT.P
Quant Time: May 11 12:52 2012 Quant Results File: G120507T.RES

Quant Method : C:\HPCHEM\1\METHODS\G120507T.M (RTE Integrator)
Title : SW-846 Method 8260
Last Update : Tue May 08 11:43:14 2012
Response via : Initial Calibration
DataAcq Meth : G8260I

Internal Standards	R.T.	QIon	Response	Conc	Units	Dev(Min)
1) tert butyl alcohol-d9	3.11	65	41318	500.00	ppb	0.00
4) pentafluorobenzene	5.16	168	154729	50.00	ppb	0.00
43) 1,4-difluorobenzene	6.29	114	263467	50.00	ppb	0.00
66) chlorobenzene-d5	9.63	82	120965	50.00	ppb	0.00
80) 1,4-dichlorobenzene-d4	12.25	152	75944	50.00	ppb	0.00
System Monitoring Compounds						
40) dibromofluoromethane (s)	5.31	113	85388	61.55	ppb	0.00
Spiked Amount 50.000	Range 70 - 130		Recovery = 123.10%			
60) toluene-d8 (s)	7.98	98	291208	59.43	ppb	0.00
Spiked Amount 50.000	Range 70 - 130		Recovery = 118.86%			
82) bromofluorobenzene (s)	10.95	95	100552	56.97	ppb	0.00
Spiked Amount 50.000	Range 70 - 130		Recovery = 113.94%			
Target Compounds						Qvalue
16) acetone	3.00	43	3794m	8.51	ppb	
37) cis-1,2-dichloroethene	4.91	96	1130	0.88	ppb	97
51) trichloroethene	6.64	95	744	0.59	ppb #	44

(#) = qualifier out of range (m) = manual integration
G116990.D G120507T.M Fri May 11 13:43:12 2012 Page 1

Quantitation Report

Data File : C:\HPCHEM\1\DATA\120510\G116990.D Vial: 15
Acq On : 10 May 2012 4:14 pm Operator: alit
Sample : mc10370-8 Inst : GCMS G
Misc : MS25816,MSG4691,,,,5,1 Multiplr: 1.00
MS Integration Params: RTEINT.P
Quant Time: May 11 12:52 2012 Quant Results File: G120507T.RES

Method : C:\HPCHEM\1\METHODS\G120507T.M (RTE Integrator)
Title : SW-846 Method 8260
Last Update : Tue May 08 11:43:14 2012
Response via : Initial Calibration

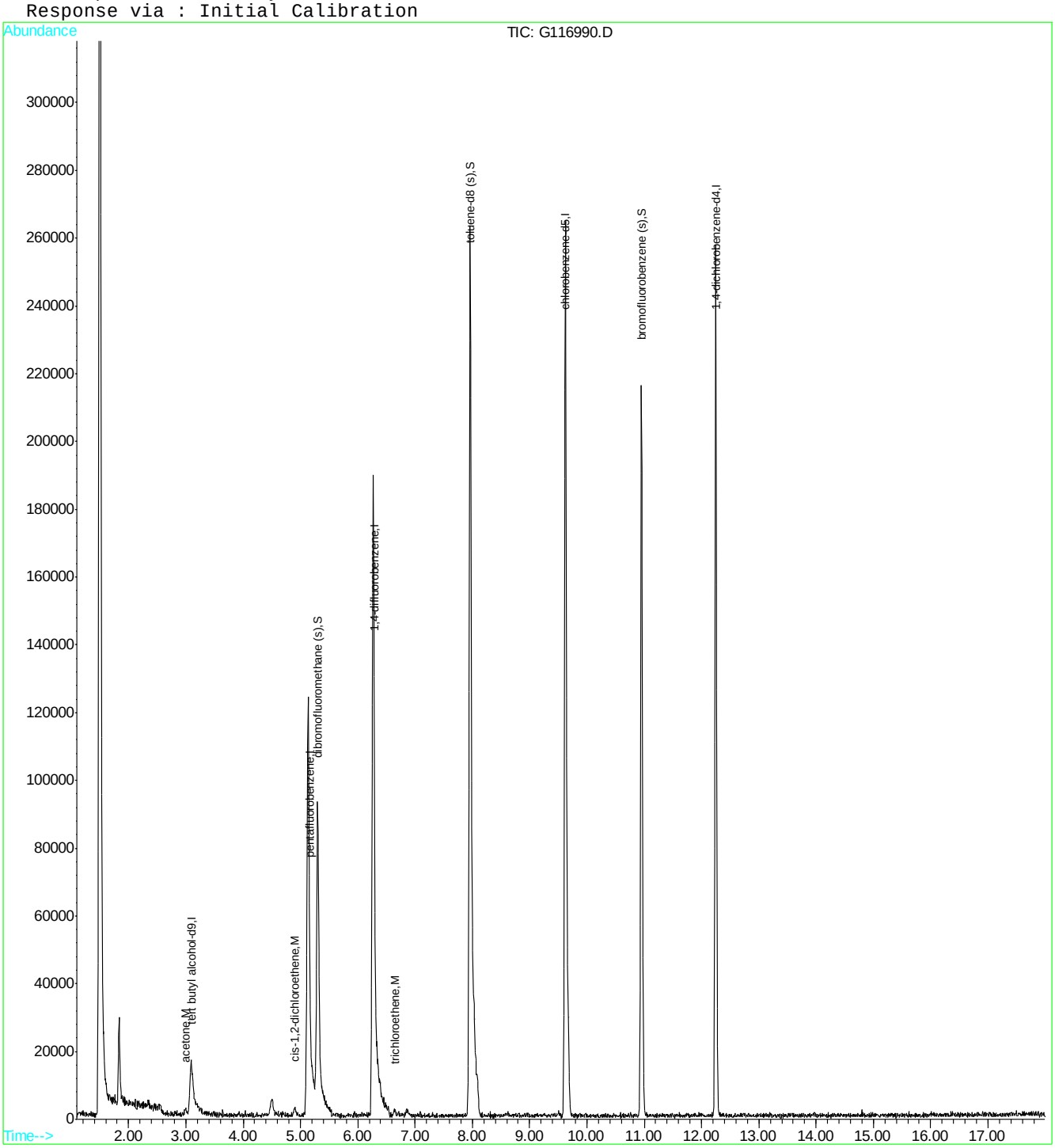

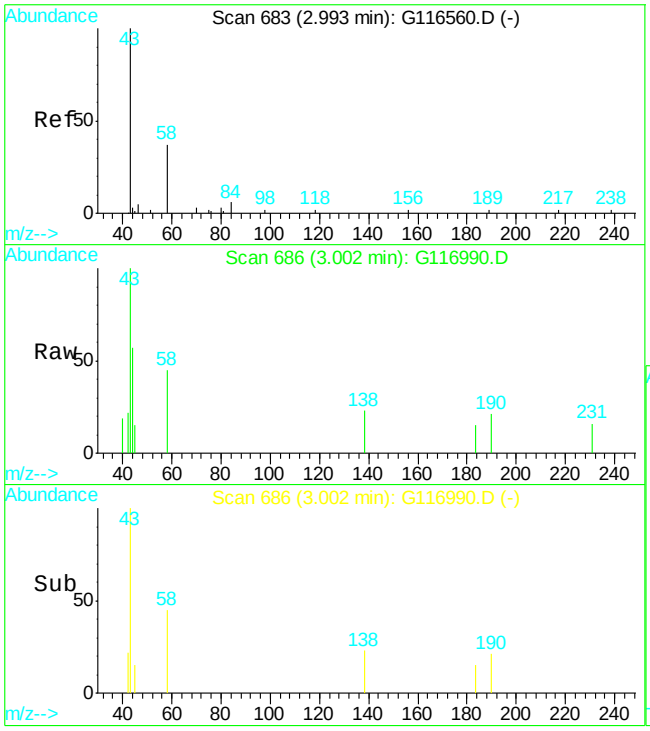

#16
acetone
Concen: 8.51 ppb m
RT: 3.00 min Scan# 686
Delta R.T. -0.00 min
Lab File: G116990.D
Acq: 10 May 2012 4:14 pm

Tgt Ion: 43 Resp: 3794

Ion	Ratio	Lower	Upper
43	100		
58	45.5	4.2	64.2

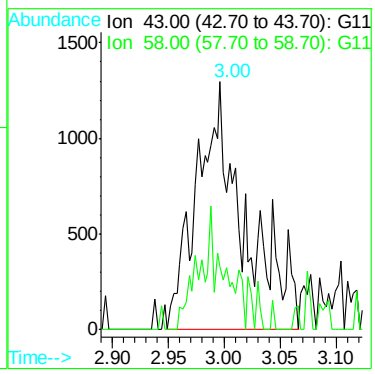

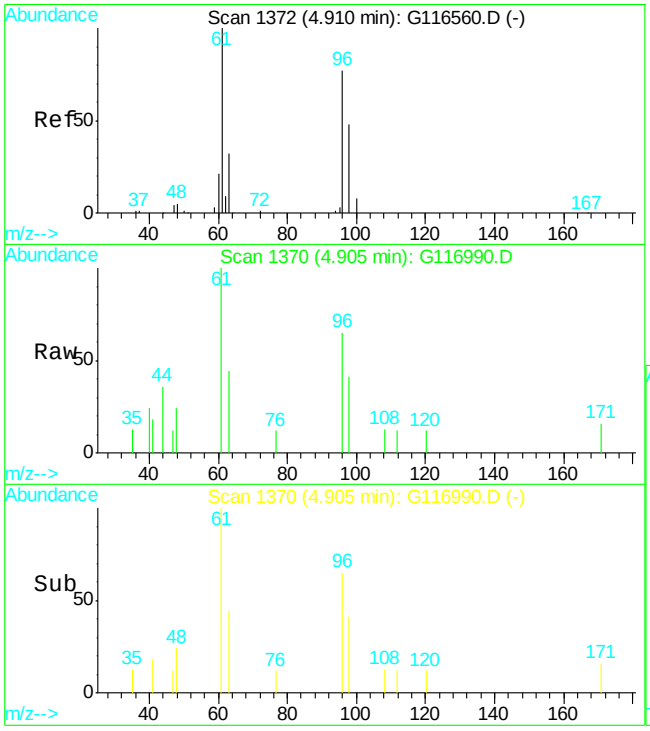

#37
cis-1,2-dichloroethene
Concen: 0.88 ppb
RT: 4.91 min Scan# 1370
Delta R.T. -0.00 min
Lab File: G116990.D
Acq: 10 May 2012 4:14 pm

Tgt Ion: 96 Resp: 1130

Ion	Ratio	Lower	Upper
96	100		
61	155.0	127.5	187.5
98	63.3	36.7	96.7

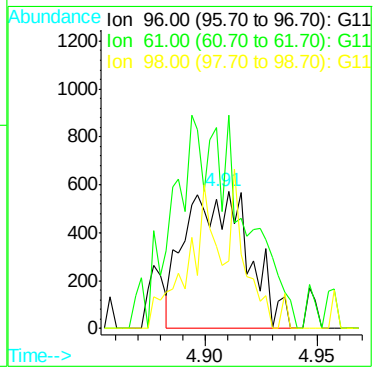

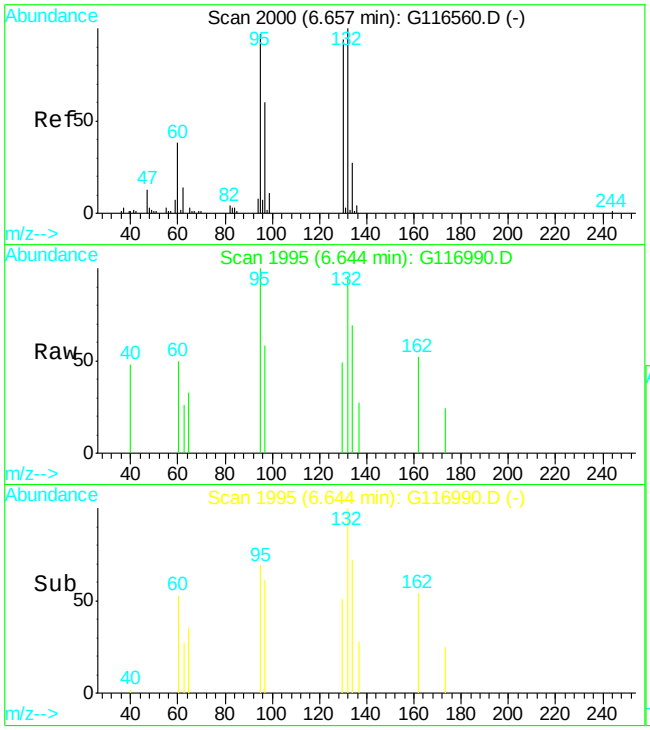

#51
trichloroethene
Concen: 0.59 ppb
RT: 6.64 min Scan# 1995
Delta R.T. -0.02 min
Lab File: G116990.D
Acq: 10 May 2012 4:14 pm

Tgt Ion: 95 Resp: 744

Ion	Ratio	Lower	Upper
95	100		
130	14.1	55.7	115.7#
132	57.0	60.9	120.9#

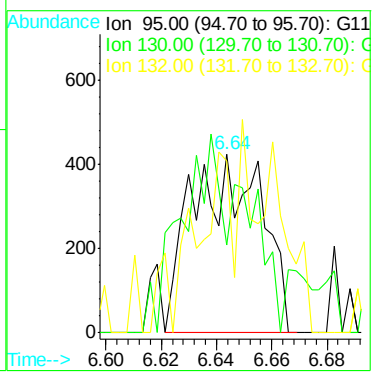

Quantitation Report (Qedit)

Data File : C:\HPCHEM\1\DATA\120510\G116990.D Vial: 15
Acq On : 10 May 2012 4:14 pm Operator: alit
Sample : mc10370-8 Inst : GCMS G
Misc : MS25816,MSG4691,,,,5,1 Multiplr: 1.00
MS Integration Params: RTEINT.P
Quant Time: May 11 12:51 2012 Quant Results File: temp.res

Method : C:\HPCHEM\1\METHODS\G120507T.M (RTE Integrator)
Title : SW-846 Method 8260
Last Update : Tue May 08 11:43:14 2012
Response via : Multiple Level Calibration

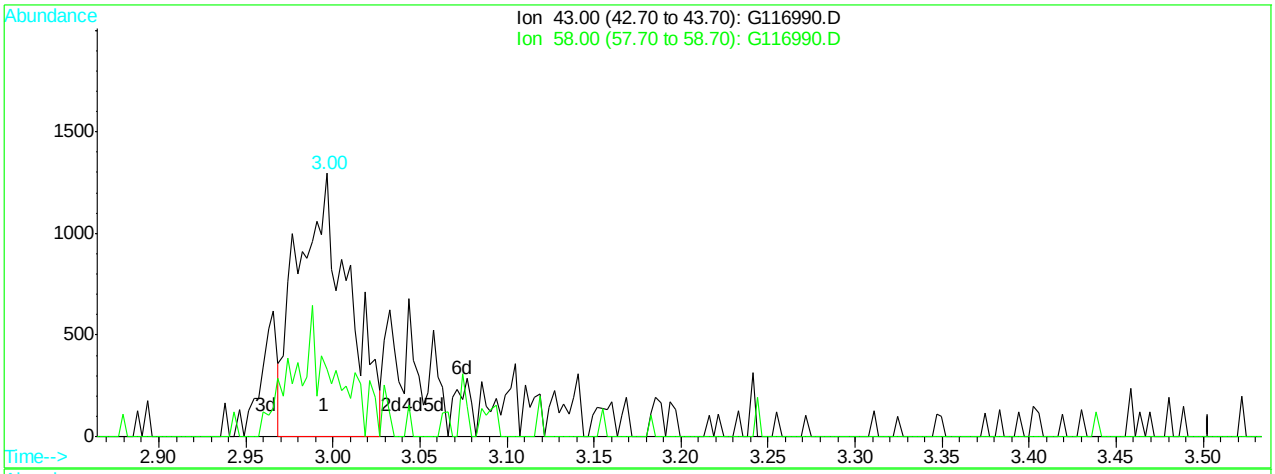

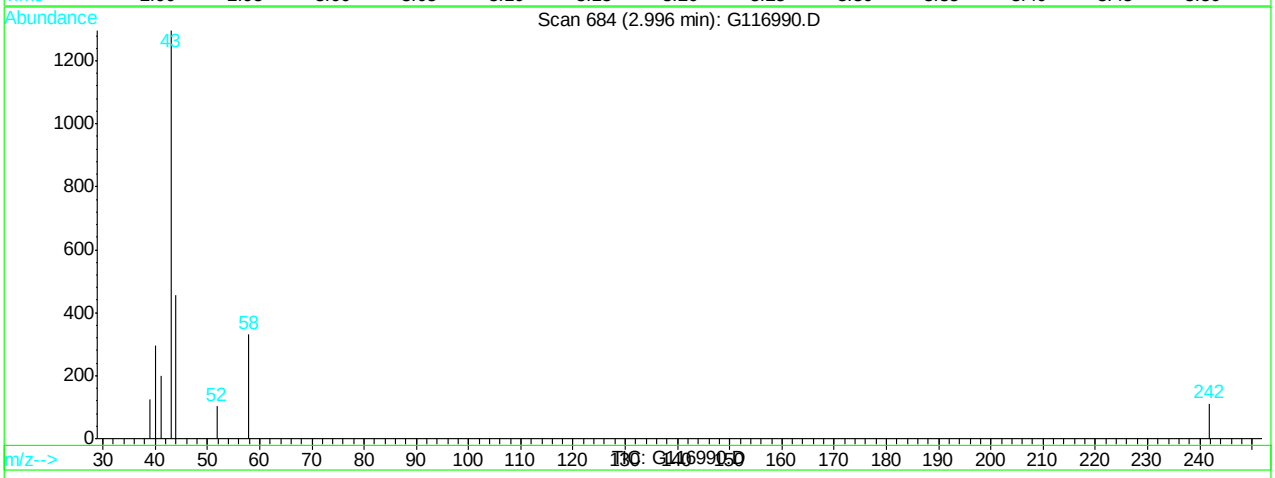

(16) acetone (M)

3.00min 5.83ppb

response 2600

Ion	Exp%	Act%
43.00	100	100
58.00	34.20	30.97
0.00	0.00	0.00
0.00	0.00	0.00

G116990.D G120507T.M Fri May 11 12:51:31 2012

Quantitation Report (Qedit)

Data File : C:\HPCHEM\1\DATA\120510\G116990.D Vial: 15
Acq On : 10 May 2012 4:14 pm Operator: alit
Sample : mc10370-8 Inst : GCMS G
Misc : MS25816,MSG4691,,,,5,1 Multiplr: 1.00
MS Integration Params: RTEINT.P
Quant Time: May 11 12:51 2012 Quant Results File: temp.res

Method : C:\HPCHEM\1\METHODS\G120507T.M (RTE Integrator)
Title : SW-846 Method 8260
Last Update : Tue May 08 11:43:14 2012
Response via : Multiple Level Calibration

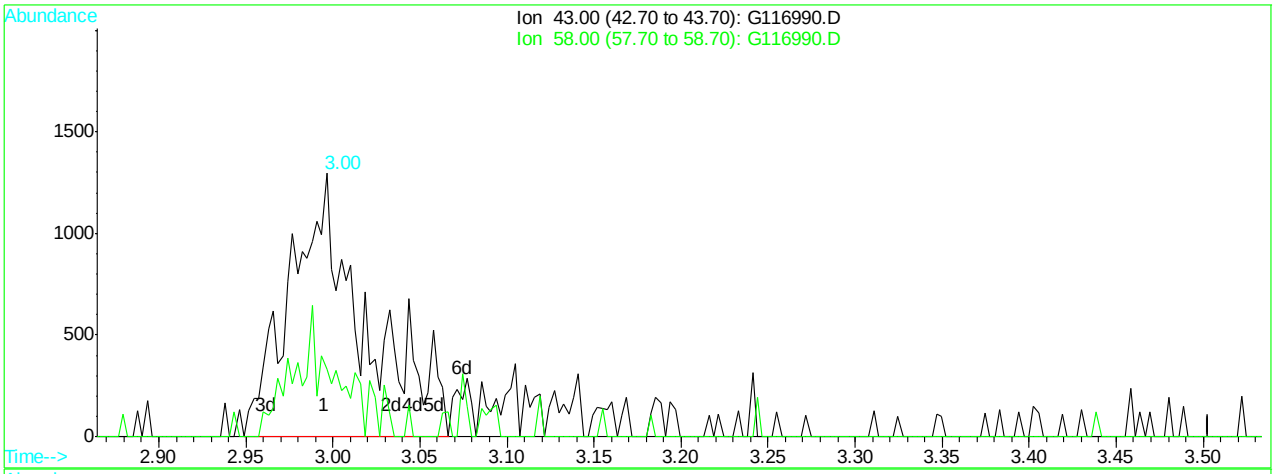

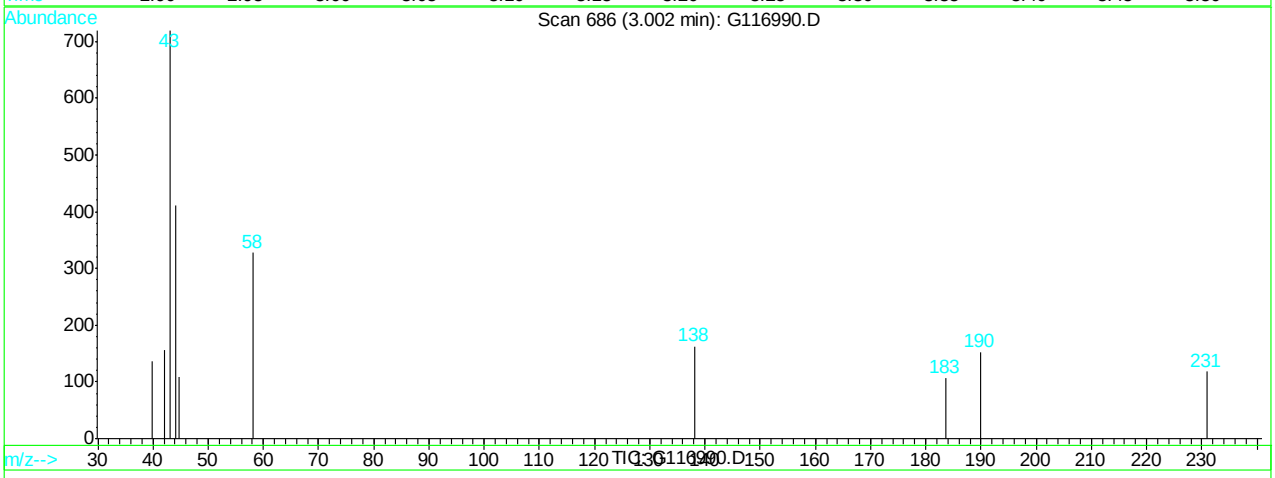

(16) acetone (M)

3.00min 8.51ppb m

response 3794

Ion	Exp%	Act%
43.00	100	100
58.00	34.20	45.48
0.00	0.00	0.00
0.00	0.00	0.00

G116990.D G120507T.M Fri May 11 12:51:36 2012

Quantitation Report (QT Reviewed)

Data File : C:\HPCHEM\1\DATA\120510\G116991.D Vial: 16
Acq On : 10 May 2012 4:42 pm Operator: alit
Sample : mc10370-9 Inst : GCMS G
Misc : MS25816,MSG4691,,,,5,1 Multiplr: 1.00
MS Integration Params: RTEINT.P
Quant Time: May 11 12:53 2012 Quant Results File: G120507T.RES

Quant Method : C:\HPCHEM\1\METHODS\G120507T.M (RTE Integrator)
Title : SW-846 Method 8260
Last Update : Tue May 08 11:43:14 2012
Response via : Initial Calibration
DataAcq Meth : G8260I

Internal Standards	R.T.	QIon	Response	Conc	Units	Dev(Min)
1) tert butyl alcohol-d9	3.13	65	42338	500.00	ppb	0.00
4) pentafluorobenzene	5.17	168	161413	50.00	ppb	0.00
43) 1,4-difluorobenzene	6.30	114	272801	50.00	ppb	0.00
66) chlorobenzene-d5	9.63	82	127558	50.00	ppb	0.00
80) 1,4-dichlorobenzene-d4	12.25	152	76283	50.00	ppb	0.00
System Monitoring Compounds						
40) dibromofluoromethane (s)	5.32	113	88648	61.26	ppb	0.00
Spiked Amount 50.000	Range 70 - 130		Recovery = 122.52%			
60) toluene-d8 (s)	7.98	98	307325	60.58	ppb	0.00
Spiked Amount 50.000	Range 70 - 130		Recovery = 121.16%			
82) bromofluorobenzene (s)	10.95	95	104562	58.98	ppb	0.00
Spiked Amount 50.000	Range 70 - 130		Recovery = 117.96%			
Target Compounds						Qvalue
37) cis-1,2-dichloroethene	4.90	96	1636	1.23	ppb	77

(#) = qualifier out of range (m) = manual integration
G116991.D G120507T.M Fri May 11 13:43:17 2012 Page 1

Quantitation Report

Data File : C:\HPCHEM\1\DATA\120510\G116991.D Vial: 16
Acq On : 10 May 2012 4:42 pm Operator: alit
Sample : mc10370-9 Inst : GCMS G
Misc : MS25816,MSG4691,,,,5,1 Multiplr: 1.00
MS Integration Params: RTEINT.P
Quant Time: May 11 12:53 2012 Quant Results File: G120507T.RES

Method : C:\HPCHEM\1\METHODS\G120507T.M (RTE Integrator)
Title : SW-846 Method 8260
Last Update : Tue May 08 11:43:14 2012
Response via : Initial Calibration

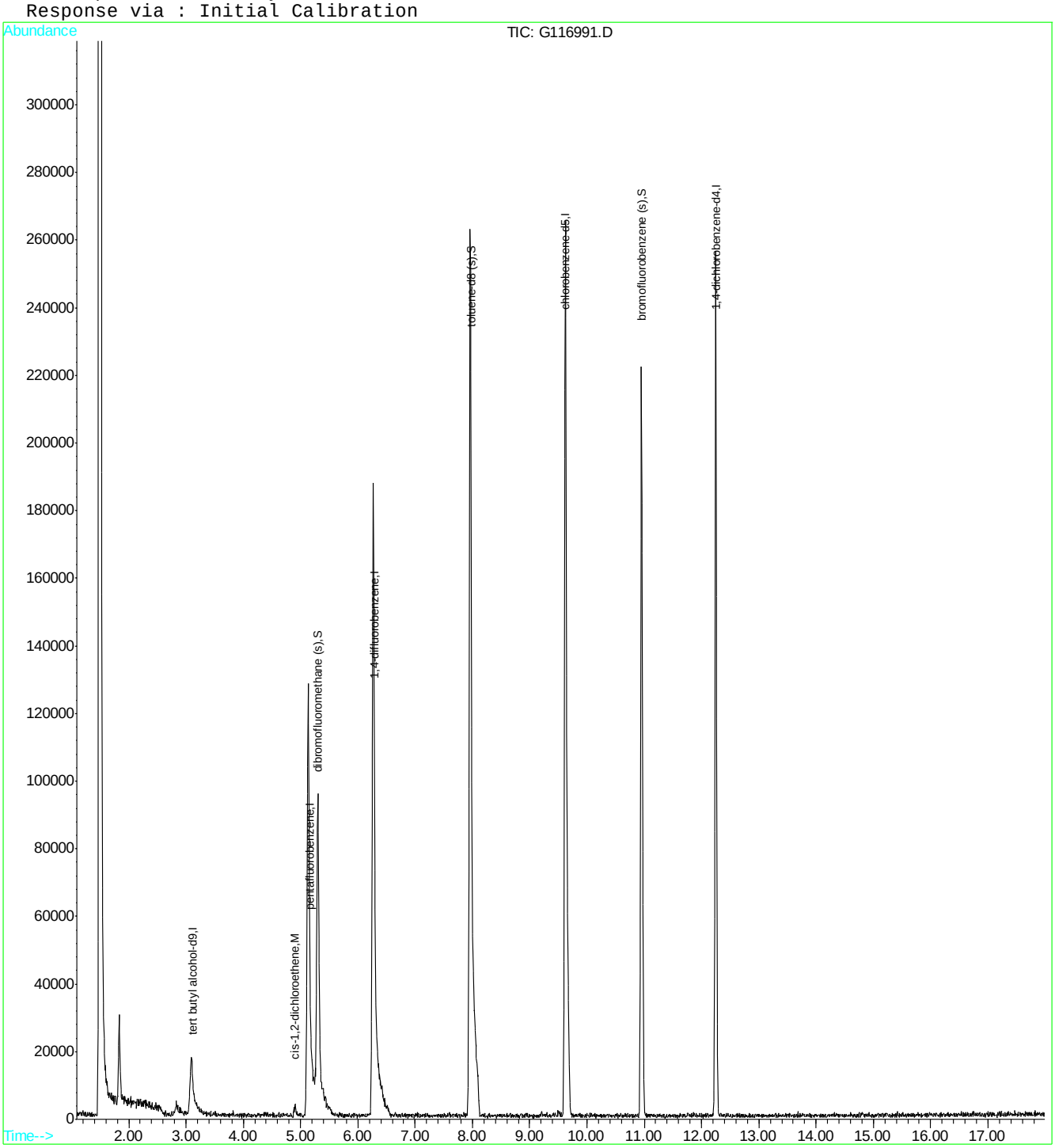

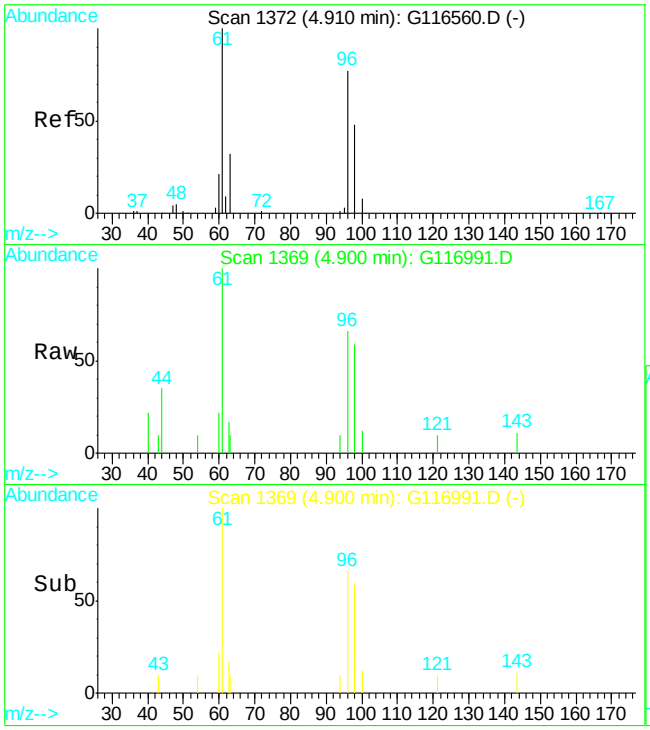

#37
cis-1,2-dichloroethene
Concen: 1.23 ppb
RT: 4.90 min Scan# 1369
Delta R.T. -0.01 min
Lab File: G116991.D
Acq: 10 May 2012 4:42 pm

Tgt Ion: 96 Resp: 1636

Ion	Ratio	Lower	Upper
96	100		
61	130.0	127.5	187.5
98	89.0	36.7	96.7

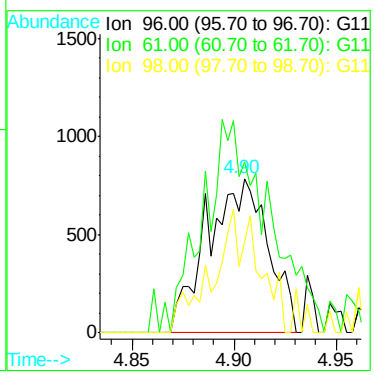

Quantitation Report (QT Reviewed)

Data File : C:\HPCHEM\1\DATA\120510\G116992.D Vial: 17
Acq On : 10 May 2012 5:10 pm Operator: alit
Sample : mc10370-10 Inst : GCMS G
Misc : MS25816,MSG4691,,,,5,1 Multiplr: 1.00
MS Integration Params: RTEINT.P
Quant Time: May 11 12:54 2012 Quant Results File: G120507T.RES

Quant Method : C:\HPCHEM\1\METHODS\G120507T.M (RTE Integrator)
Title : SW-846 Method 8260
Last Update : Tue May 08 11:43:14 2012
Response via : Initial Calibration
DataAcq Meth : G8260I

Internal Standards	R.T.	QIon	Response	Conc	Units	Dev(Min)
1) tert butyl alcohol-d9	3.12	65	43307	500.00	ppb	0.00
4) pentafluorobenzene	5.18	168	157970	50.00	ppb	0.01
43) 1,4-difluorobenzene	6.30	114	272520	50.00	ppb	0.00
66) chlorobenzene-d5	9.63	82	120972	50.00	ppb	0.00
80) 1,4-dichlorobenzene-d4	12.25	152	71340	50.00	ppb	0.00
System Monitoring Compounds						
40) dibromofluoromethane (s)	5.32	113	86201	60.86	ppb	0.00
Spiked Amount 50.000	Range 70 - 130		Recovery = 121.72%			
60) toluene-d8 (s)	7.98	98	292769	57.77	ppb	0.00
Spiked Amount 50.000	Range 70 - 130		Recovery = 115.54%			
82) bromofluorobenzene (s)	10.95	95	95737	57.74	ppb	0.00
Spiked Amount 50.000	Range 70 - 130		Recovery = 115.48%			
Target Compounds						Qvalue
47) benzene	5.97	78	996	0.21	ppb	51

(#) = qualifier out of range (m) = manual integration
G116992.D G120507T.M Fri May 11 13:43:24 2012 Page 1

Quantitation Report

Data File : C:\HPCHEM\1\DATA\120510\G116992.D Vial: 17
Acq On : 10 May 2012 5:10 pm Operator: alit
Sample : mc10370-10 Inst : GCMS G
Misc : MS25816,MSG4691,,,,5,1 Multiplr: 1.00
MS Integration Params: RTEINT.P
Quant Time: May 11 12:54 2012 Quant Results File: G120507T.RES

Method : C:\HPCHEM\1\METHODS\G120507T.M (RTE Integrator)
Title : SW-846 Method 8260
Last Update : Tue May 08 11:43:14 2012
Response via : Initial Calibration



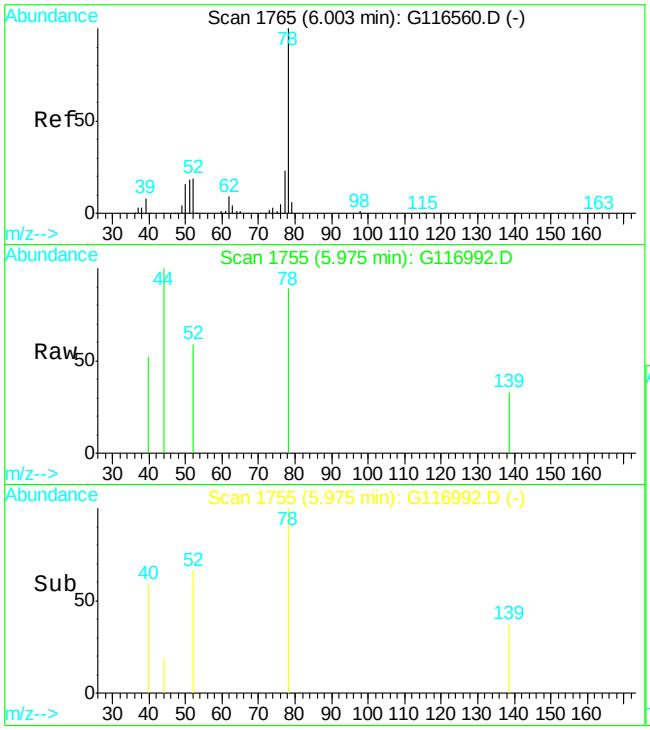

#47
benzene
Concen: 0.21 ppb
RT: 5.97 min Scan# 1755
Delta R.T. -0.03 min
Lab File: G116992.D
Acq: 10 May 2012 5:10 pm

Tgt Ion: 78 Resp: 996

Ion	Ratio	Lower	Upper
78	100		
77	0.0	0.0	53.9

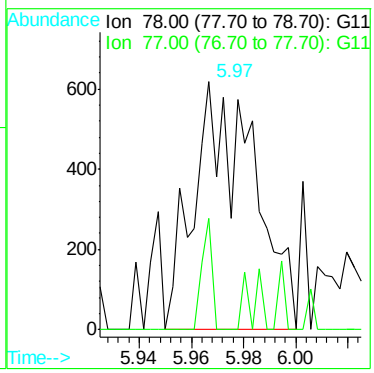

Manual Integrations APPROVED (compounds with "m" flag)
Dana Tyron 05/11/12 18:35

Quantitation Report (QT Reviewed)

Data File : C:\HPCHEM\1\DATA\120510\G116993.D Vial: 18
Acq On : 10 May 2012 5:38 pm Operator: alit
Sample : mc10370-11 Inst : GCMS G
Misc : MS25816,MSG4691,,,,5,1 Multiplr: 1.00
MS Integration Params: RTEINT.P
Quant Time: May 11 12:55 2012 Quant Results File: G120507T.RES

Quant Method : C:\HPCHEM\1\METHODS\G120507T.M (RTE Integrator)
Title : SW-846 Method 8260
Last Update : Tue May 08 11:43:14 2012
Response via : Initial Calibration
DataAcq Meth : G8260I

Internal Standards	R.T.	QIon	Response	Conc	Units	Dev(Min)
1) tert butyl alcohol-d9	3.13	65	39558	500.00	ppb	0.00
4) pentafluorobenzene	5.17	168	158664	50.00	ppb	0.00
43) 1,4-difluorobenzene	6.30	114	264998	50.00	ppb	0.00
66) chlorobenzene-d5	9.63	82	118908	50.00	ppb	0.00
80) 1,4-dichlorobenzene-d4	12.25	152	71462	50.00	ppb	0.00
System Monitoring Compounds						
40) dibromofluoromethane (s)	5.31	113	85525	60.12	ppb	0.00
Spiked Amount 50.000	Range 70 - 130		Recovery = 120.24%			
60) toluene-d8 (s)	7.98	98	292013	59.25	ppb	0.00
Spiked Amount 50.000	Range 70 - 130		Recovery = 118.50%			
82) bromofluorobenzene (s)	10.95	95	98364	59.22	ppb	0.00
Spiked Amount 50.000	Range 70 - 130		Recovery = 118.44%			
Target Compounds						Qvalue
16) acetone	3.01	43	3262m	7.14	ppb	

(#) = qualifier out of range (m) = manual integration
G116993.D G120507T.M Fri May 11 13:43:30 2012 Page 1

Quantitation Report

Data File : C:\HPCHEM\1\DATA\120510\G116993.D Vial: 18
Acq On : 10 May 2012 5:38 pm Operator: alit
Sample : mc10370-11 Inst : GCMS G
Misc : MS25816,MSG4691,,,,5,1 Multiplr: 1.00
MS Integration Params: RTEINT.P
Quant Time: May 11 12:55 2012 Quant Results File: G120507T.RES

Method : C:\HPCHEM\1\METHODS\G120507T.M (RTE Integrator)
Title : SW-846 Method 8260
Last Update : Tue May 08 11:43:14 2012
Response via : Initial Calibration

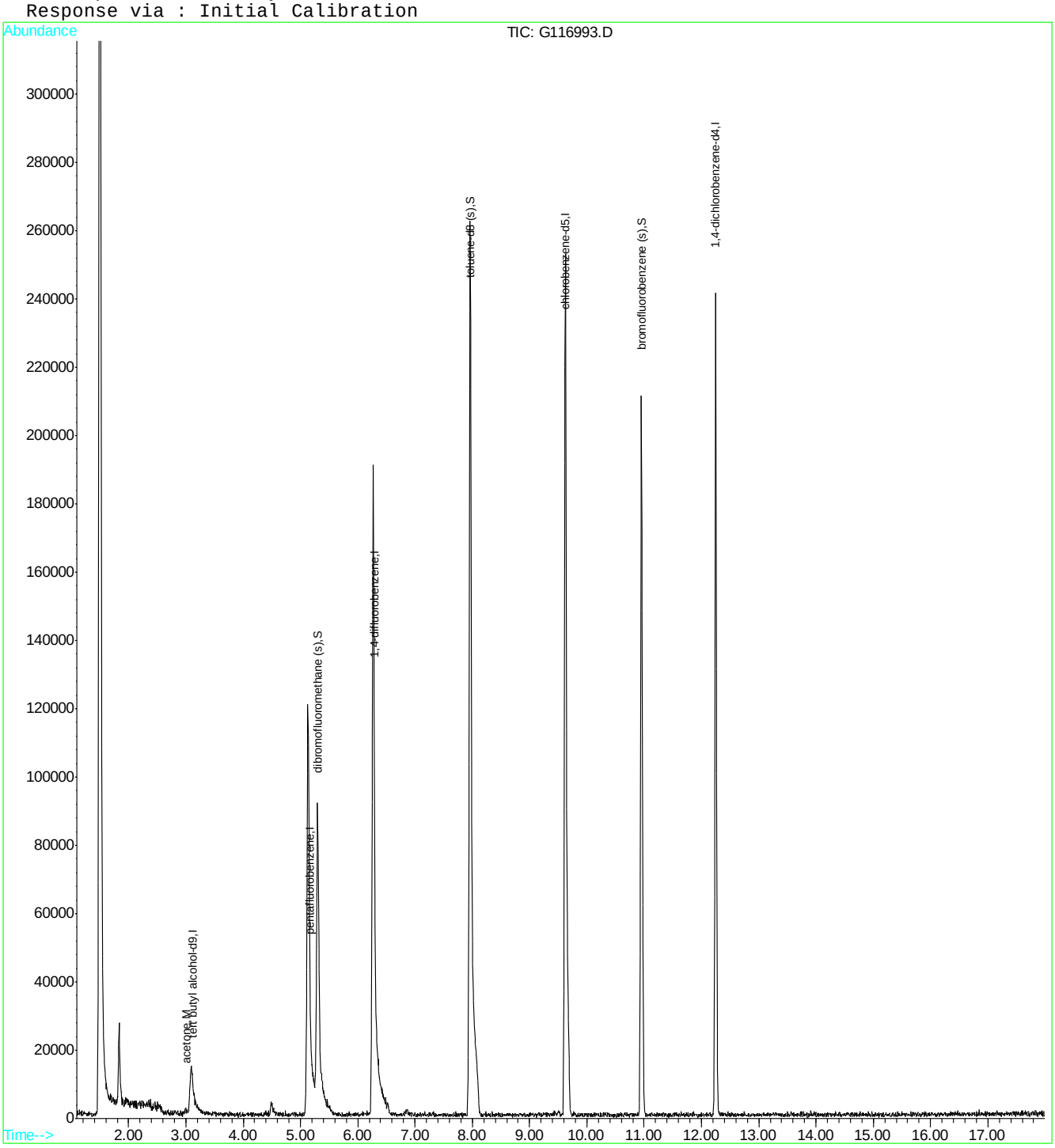

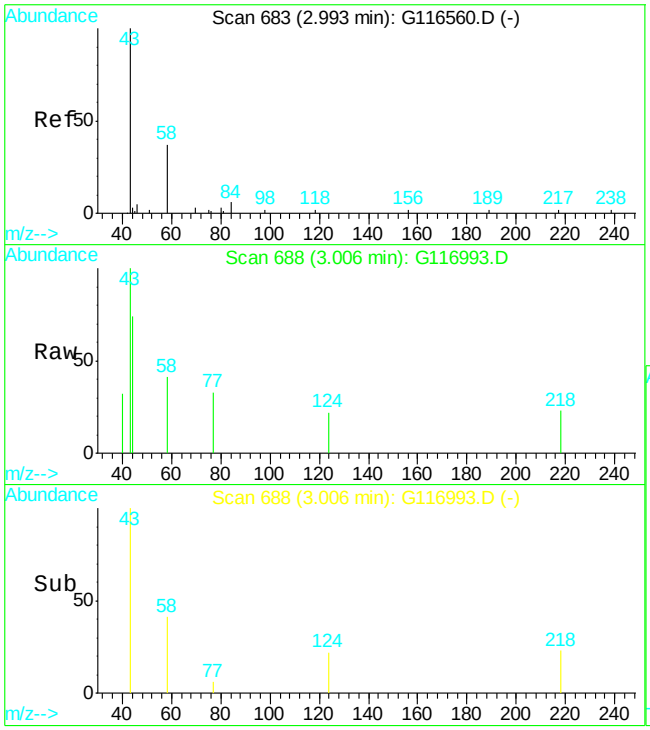

#16
acetone
Concen: 7.14 ppb m
RT: 3.01 min Scan# 688
Delta R.T. 0.00 min
Lab File: G116993.D
Acq: 10 May 2012 5:38 pm

Tgt Ion: 43 Resp: 3262

Ion	Ratio	Lower	Upper
43	100		
58	40.5	4.2	64.2

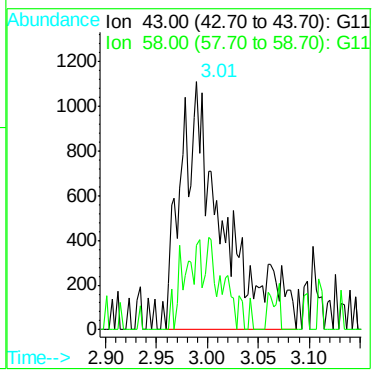

Quantitation Report (Qedit)

Data File : C:\HPCHEM\1\DATA\120510\G116993.D Vial: 18
Acq On : 10 May 2012 5:38 pm Operator: alit
Sample : mc10370-11 Inst : GCMS G
Misc : MS25816,MSG4691,,,,5,1 Multiplr: 1.00
MS Integration Params: RTEINT.P
Quant Time: May 11 12:54 2012 Quant Results File: temp.res

Method : C:\HPCHEM\1\METHODS\G120507T.M (RTE Integrator)
Title : SW-846 Method 8260
Last Update : Tue May 08 11:43:14 2012
Response via : Multiple Level Calibration

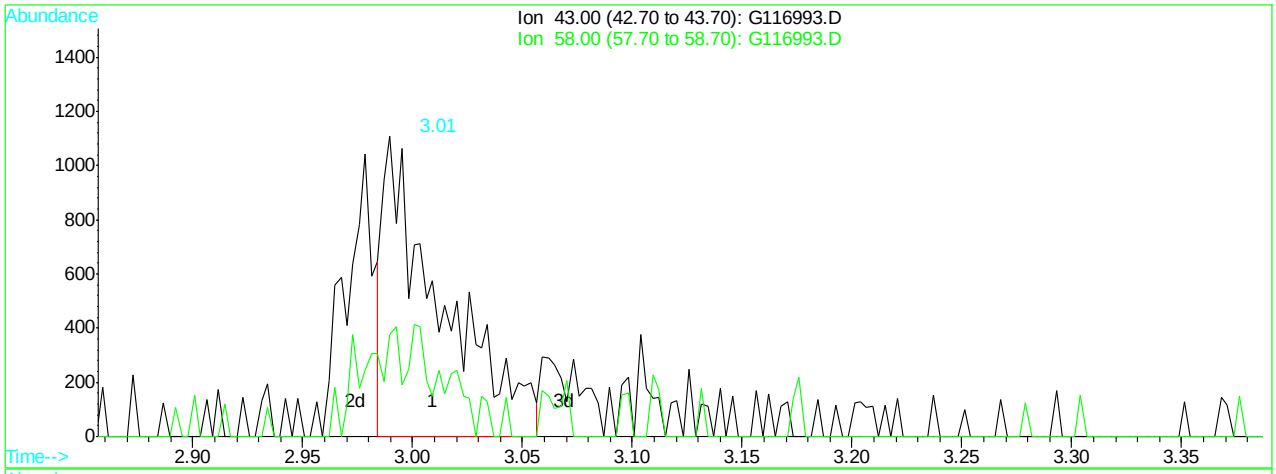

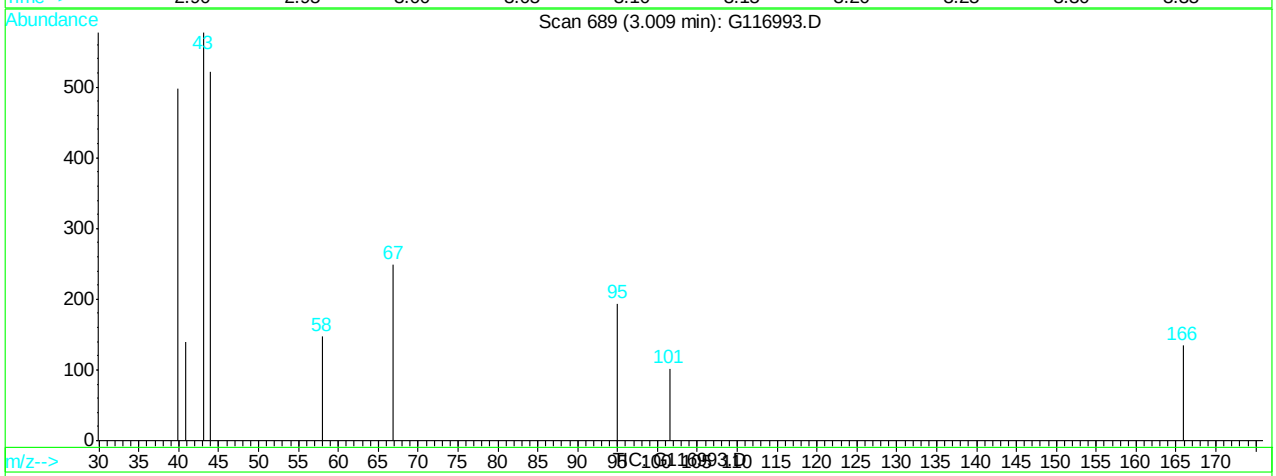

(16) acetone (M)

3.01min 4.37ppb

response 1998

Ion	Exp%	Act%
43.00	100	100
58.00	34.20	32.67
0.00	0.00	0.00
0.00	0.00	0.00

G116993.D G120507T.M Fri May 11 12:54:48 2012

Quantitation Report (Qedit)

Data File : C:\HPCHEM\1\DATA\120510\G116993.D Vial: 18
Acq On : 10 May 2012 5:38 pm Operator: alit
Sample : mc10370-11 Inst : GCMS G
Misc : MS25816,MSG4691,,,,5,1 Multiplr: 1.00
MS Integration Params: RTEINT.P
Quant Time: May 11 12:54 2012 Quant Results File: temp.res

Method : C:\HPCHEM\1\METHODS\G120507T.M (RTE Integrator)
Title : SW-846 Method 8260
Last Update : Tue May 08 11:43:14 2012
Response via : Multiple Level Calibration

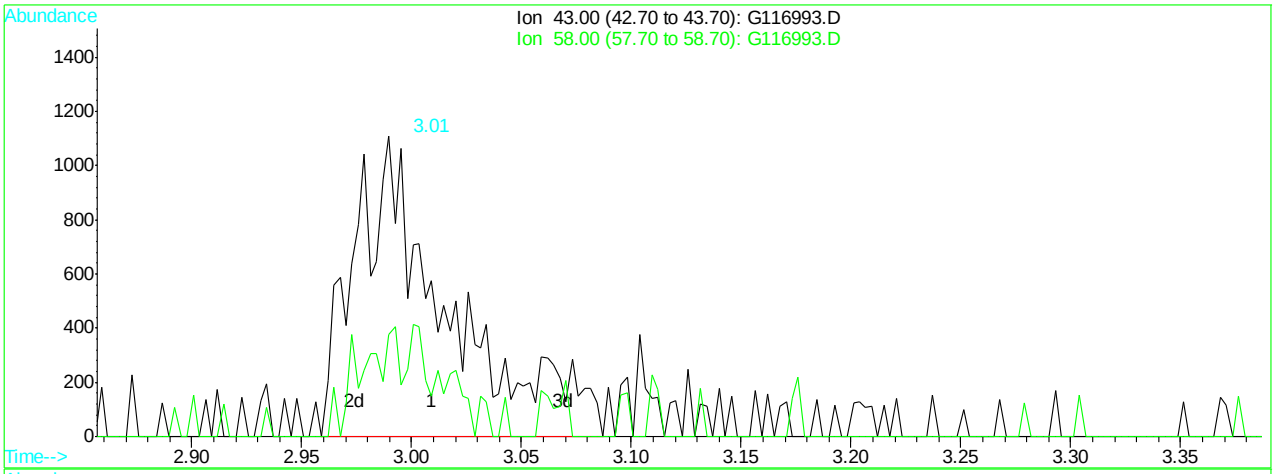

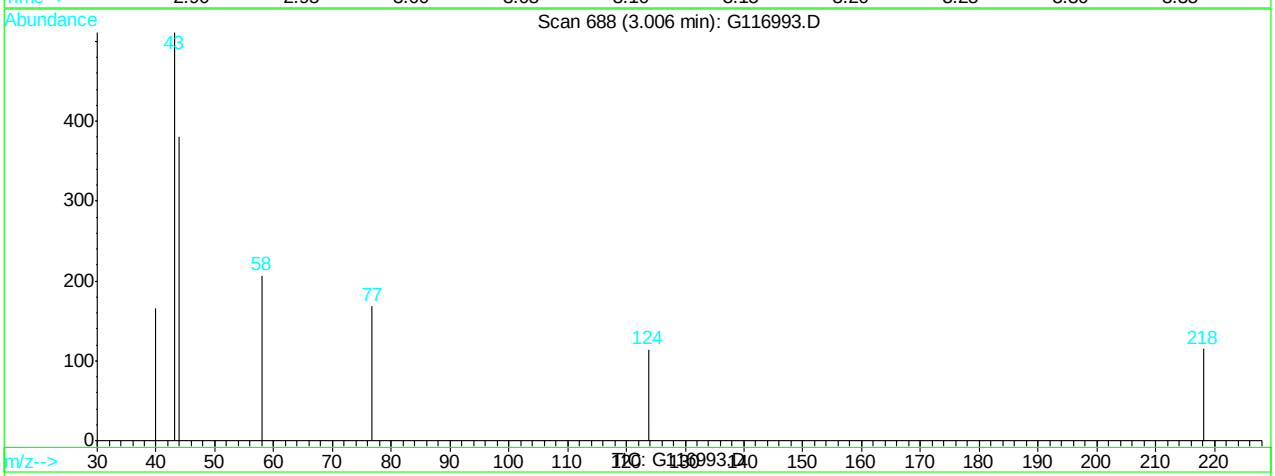

(16) acetone (M)

3.01min 7.14ppb m

response 3262

Ion	Exp%	Act%
43.00	100	100
58.00	34.20	40.51
0.00	0.00	0.00
0.00	0.00	0.00

G116993.D G120507T.M Fri May 11 12:54:52 2012

Quantitation Report (QT Reviewed)

Data File : C:\HPCHEM\1\DATA\120510\G116994.D Vial: 19
Acq On : 10 May 2012 6:07 pm Operator: alit
Sample : mc10370-12 Inst : GCMS G
Misc : MS25816,MSG4691,,,,5,1 Multiplr: 1.00
MS Integration Params: RTEINT.P
Quant Time: May 11 12:55 2012 Quant Results File: G120507T.RES

Quant Method : C:\HPCHEM\1\METHODS\G120507T.M (RTE Integrator)
Title : SW-846 Method 8260
Last Update : Tue May 08 11:43:14 2012
Response via : Initial Calibration
DataAcq Meth : G8260I

Internal Standards	R.T.	QIon	Response	Conc	Units	Dev(Min)
1) tert butyl alcohol-d9	3.12	65	34988	500.00	ppb	0.00
4) pentafluorobenzene	5.17	168	155654	50.00	ppb	0.00
43) 1,4-difluorobenzene	6.30	114	270618	50.00	ppb	0.00
66) chlorobenzene-d5	9.63	82	121666	50.00	ppb	0.00
80) 1,4-dichlorobenzene-d4	12.25	152	72041	50.00	ppb	0.00
System Monitoring Compounds						
40) dibromofluoromethane (s)	5.31	113	86114	61.71	ppb	0.00
Spiked Amount 50.000	Range 70 - 130		Recovery = 123.42%			
60) toluene-d8 (s)	7.98	98	295316	58.68	ppb	0.00
Spiked Amount 50.000	Range 70 - 130		Recovery = 117.36%			
82) bromofluorobenzene (s)	10.95	95	98143	58.62	ppb	0.00
Spiked Amount 50.000	Range 70 - 130		Recovery = 117.24%			
Target Compounds						Qvalue
16) acetone	2.99	43	2563	5.72	ppb	76
78) bromoform	10.94	173	281	Below Cal	#	1

(#) = qualifier out of range (m) = manual integration
G116994.D G120507T.M Fri May 11 13:43:35 2012 Page 1

Quantitation Report

Data File : C:\HPCHEM\1\DATA\120510\G116994.D Vial: 19
Acq On : 10 May 2012 6:07 pm Operator: alit
Sample : mc10370-12 Inst : GCMS G
Misc : MS25816,MSG4691,,,,5,1 Multiplr: 1.00
MS Integration Params: RTEINT.P
Quant Time: May 11 12:55 2012 Quant Results File: G120507T.RES

Method : C:\HPCHEM\1\METHODS\G120507T.M (RTE Integrator)
Title : SW-846 Method 8260
Last Update : Tue May 08 11:43:14 2012
Response via : Initial Calibration



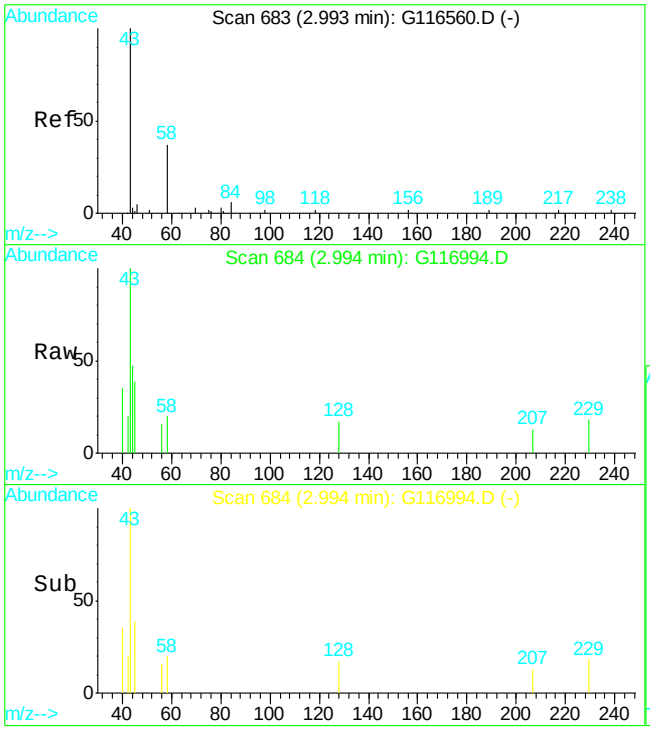

#16
acetone
Concen: 5.72 ppb
RT: 2.99 min Scan# 684
Delta R.T. -0.01 min
Lab File: G116994.D
Acq: 10 May 2012 6:07 pm

Tgt Ion: 43 Resp: 2563

Ion	Ratio	Lower	Upper
43	100		
58	20.4	4.2	64.2

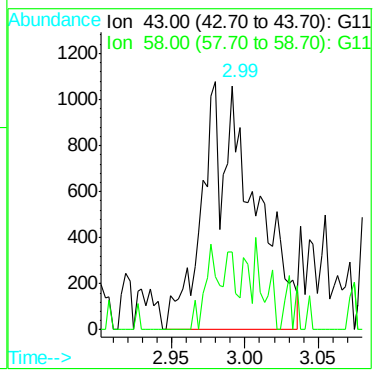

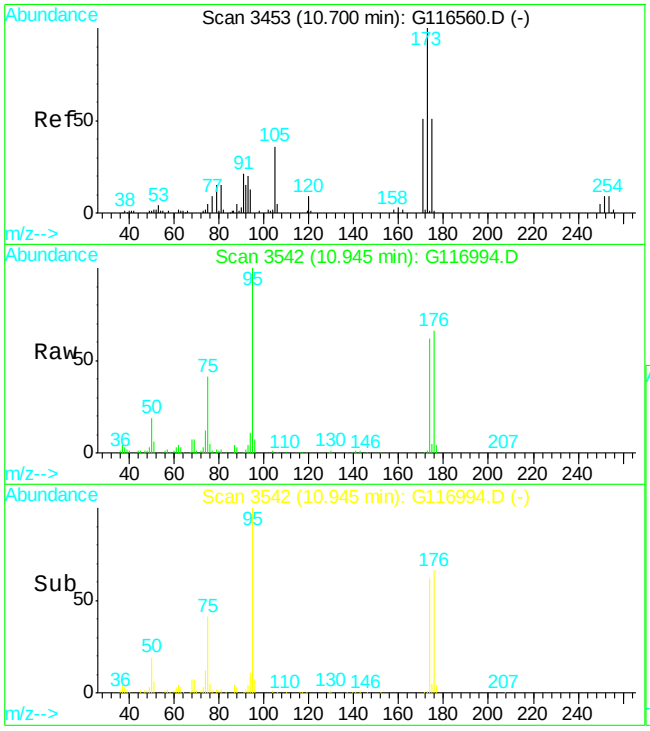

#78
bromoform
Concen: Below Cal
RT: 10.94 min Scan# 3542
Delta R.T. 0.25 min
Lab File: G116994.D
Acq: 10 May 2012 6:07 pm

Tgt Ion:173 Resp: 281

Ion	Ratio	Lower	Upper
173	100		
175	274.7	13.3	73.3#

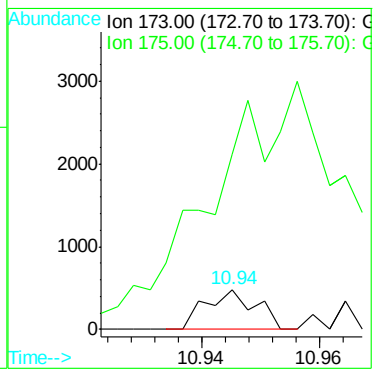

Manual Integrations APPROVED (compounds with "m" flag)
Dana Tyron 05/11/12 18:35

Quantitation Report (QT Reviewed)

Data File : C:\HPCHEM\1\DATA\120510\G116995.D Vial: 20
Acq On : 10 May 2012 6:36 pm Operator: alit
Sample : mc10370-13 Inst : GCMS G
Misc : MS25816,MSG4691,,,,5,1 Multiplr: 1.00
MS Integration Params: RTEINT.P
Quant Time: May 11 12:56 2012 Quant Results File: G120507T.RES

Quant Method : C:\HPCHEM\1\METHODS\G120507T.M (RTE Integrator)
Title : SW-846 Method 8260
Last Update : Tue May 08 11:43:14 2012
Response via : Initial Calibration
DataAcq Meth : G8260I

Internal Standards	R.T.	QIon	Response	Conc	Units	Dev(Min)
1) tert butyl alcohol-d9	3.13	65	33904	500.00	ppb	0.00
4) pentafluorobenzene	5.17	168	152266	50.00	ppb	0.00
43) 1,4-difluorobenzene	6.29	114	255553	50.00	ppb	0.00
66) chlorobenzene-d5	9.63	82	118460	50.00	ppb	0.00
80) 1,4-dichlorobenzene-d4	12.25	152	72063	50.00	ppb	0.00
System Monitoring Compounds						
40) dibromofluoromethane (s)	5.31	113	84189	61.67	ppb	0.00
Spiked Amount 50.000	Range 70 - 130		Recovery = 123.34%			
60) toluene-d8 (s)	7.98	98	291249	61.28	ppb	0.00
Spiked Amount 50.000	Range 70 - 130		Recovery = 122.56%			
82) bromofluorobenzene (s)	10.95	95	96829	57.81	ppb	0.00
Spiked Amount 50.000	Range 70 - 130		Recovery = 115.62%			
Target Compounds						Qvalue
16) acetone	3.00	43	2400m	5.47	ppb	

(#) = qualifier out of range (m) = manual integration
G116995.D G120507T.M Fri May 11 13:43:40 2012 Page 1

Quantitation Report

Data File : C:\HPCHEM\1\DATA\120510\G116995.D Vial: 20
Acq On : 10 May 2012 6:36 pm Operator: alit
Sample : mc10370-13 Inst : GCMS G
Misc : MS25816,MSG4691,,,,5,1 Multiplr: 1.00
MS Integration Params: RTEINT.P
Quant Time: May 11 12:56 2012 Quant Results File: G120507T.RES

Method : C:\HPCHEM\1\METHODS\G120507T.M (RTE Integrator)
Title : SW-846 Method 8260
Last Update : Tue May 08 11:43:14 2012
Response via : Initial Calibration



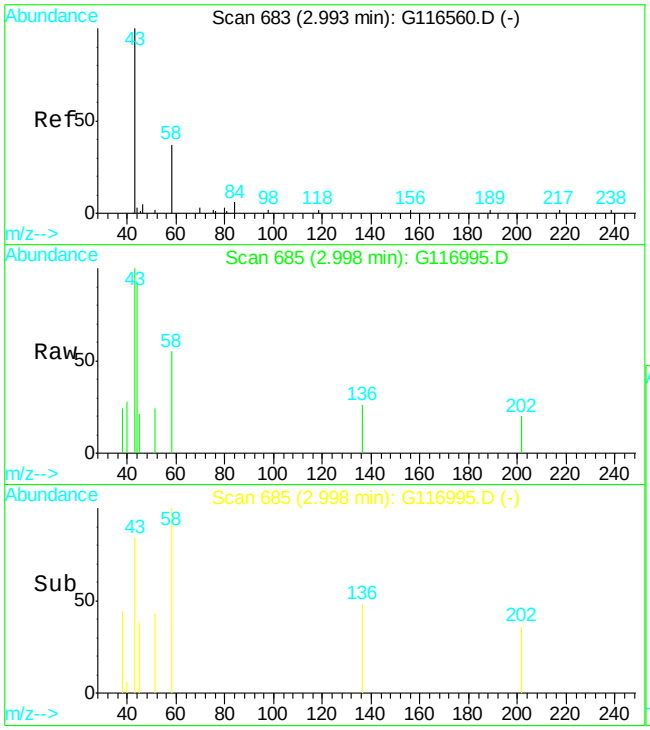

#16
acetone
Concen: 5.47 ppb m
RT: 3.00 min Scan# 685
Delta R.T. -0.01 min
Lab File: G116995.D
Acq: 10 May 2012 6:36 pm

Tgt Ion: 43 Resp: 2400

Ion	Ratio	Lower	Upper
43	100		
58	55.1	4.2	64.2

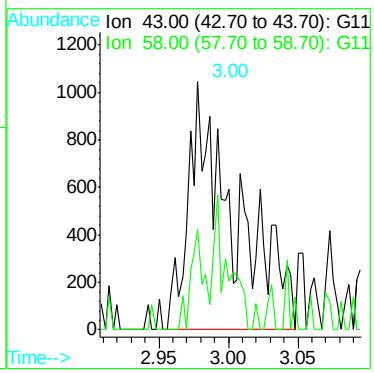

Quantitation Report (Qedit)

Data File : C:\HPCHEM\1\DATA\120510\G116995.D Vial: 20
Acq On : 10 May 2012 6:36 pm Operator: alit
Sample : mc10370-13 Inst : GCMS G
Misc : MS25816,MSG4691,,,,5,1 Multiplr: 1.00
MS Integration Params: RTEINT.P
Quant Time: May 11 12:56 2012 Quant Results File: temp.res

Method : C:\HPCHEM\1\METHODS\G120507T.M (RTE Integrator)
Title : SW-846 Method 8260
Last Update : Tue May 08 11:43:14 2012
Response via : Multiple Level Calibration

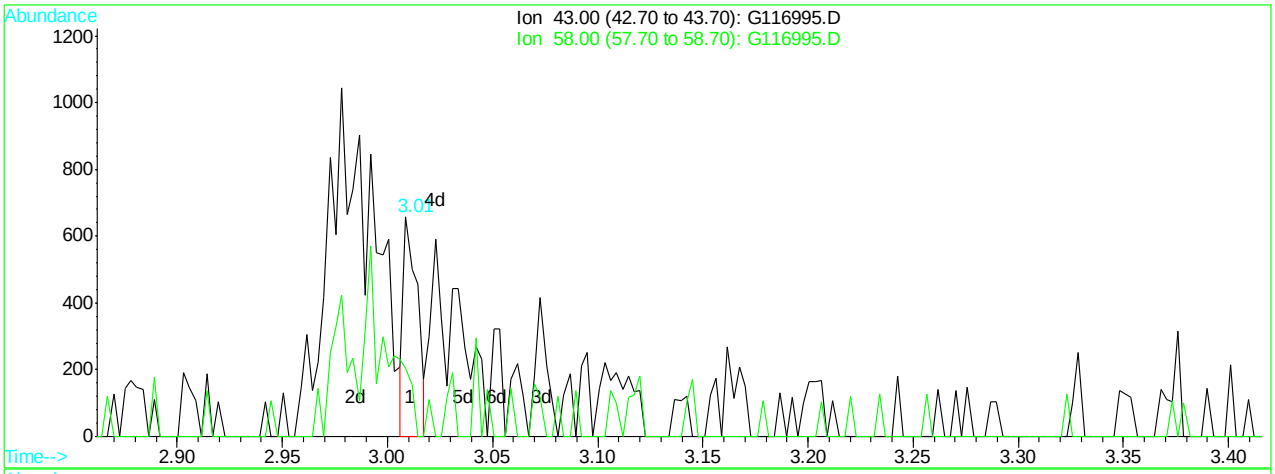

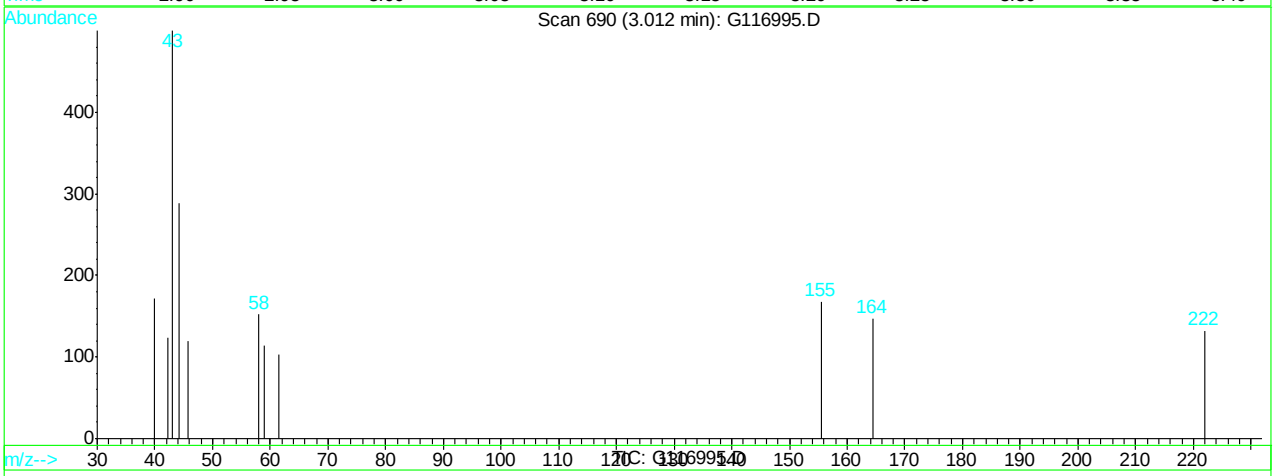

(16) acetone (M)

3.01min 0.68ppb

response 298

Ion	Exp%	Act%
43.00	100	100
58.00	34.20	46.65
0.00	0.00	0.00
0.00	0.00	0.00

G116995.D G120507T.M Fri May 11 12:56:16 2012

Quantitation Report (Qedit)

Data File : C:\HPCHEM\1\DATA\120510\G116995.D Vial: 20
Acq On : 10 May 2012 6:36 pm Operator: alit
Sample : mc10370-13 Inst : GCMS G
Misc : MS25816,MSG4691,,,,5,1 Multiplr: 1.00
MS Integration Params: RTEINT.P
Quant Time: May 11 12:56 2012 Quant Results File: temp.res

Method : C:\HPCHEM\1\METHODS\G120507T.M (RTE Integrator)
Title : SW-846 Method 8260
Last Update : Tue May 08 11:43:14 2012
Response via : Multiple Level Calibration

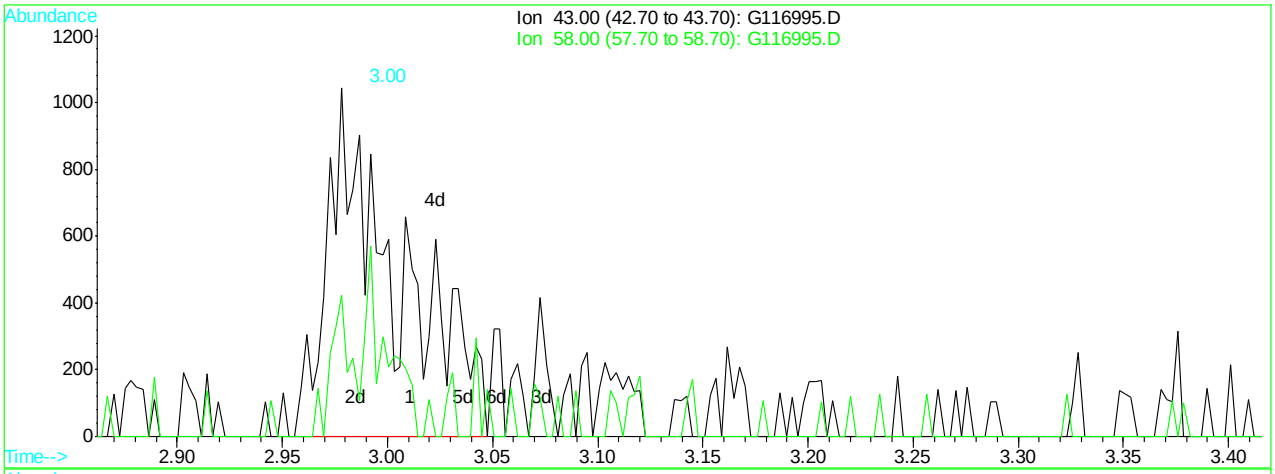

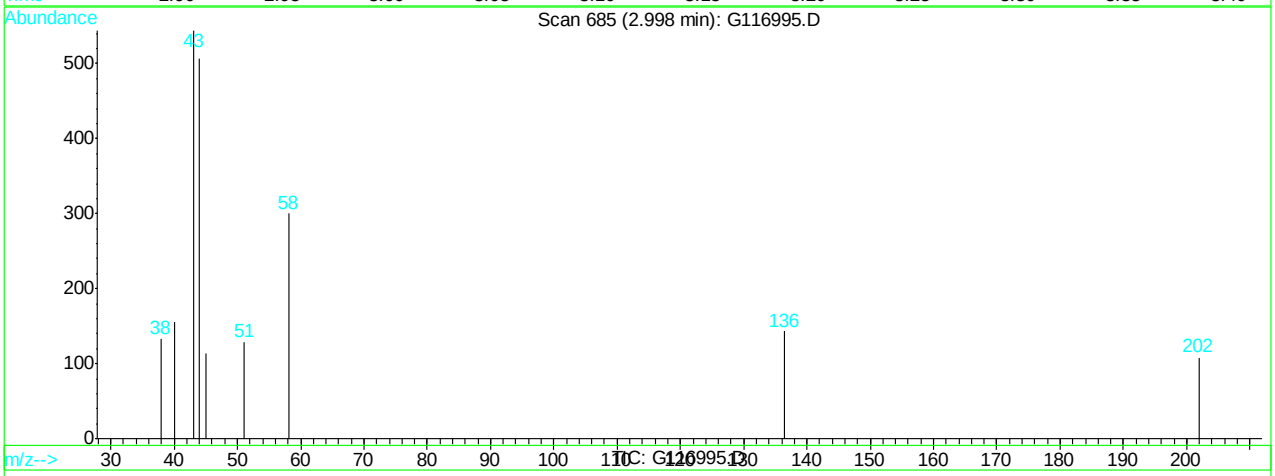

(16) acetone (M)

3.00min 5.47ppb m

response 2400

Ion	Exp%	Act%
43.00	100	100
58.00	34.20	55.15
0.00	0.00	0.00
0.00	0.00	0.00

G116995.D G120507T.M Fri May 11 12:56:21 2012

Manual Integrations APPROVED (compounds with "m" flag)
Dana Tyron 05/11/12 18:35

Quantitation Report (QT Reviewed)

Data File : C:\HPCHEM\1\DATA\120510\G116996.D Vial: 21
Acq On : 10 May 2012 7:04 pm Operator: alit
Sample : mc10370-14 Inst : GCMS G
Misc : MS25816,MSG4691,,,,5,1 Multiplr: 1.00
MS Integration Params: RTEINT.P
Quant Time: May 11 12:58 2012 Quant Results File: G120507T.RES

Quant Method : C:\HPCHEM\1\METHODS\G120507T.M (RTE Integrator)
Title : SW-846 Method 8260
Last Update : Tue May 08 11:43:14 2012
Response via : Initial Calibration
DataAcq Meth : G8260I

Internal Standards	R.T.	QIon	Response	Conc	Units	Dev(Min)
1) tert butyl alcohol-d9	3.13	65	31952	500.00	ppb	0.00
4) pentafluorobenzene	5.17	168	157170	50.00	ppb	0.00
43) 1,4-difluorobenzene	6.29	114	260993	50.00	ppb	0.00
66) chlorobenzene-d5	9.63	82	121592	50.00	ppb	0.00
80) 1,4-dichlorobenzene-d4	12.25	152	72405	50.00	ppb	0.00
System Monitoring Compounds						
40) dibromofluoromethane (s)	5.31	113	85265	60.51	ppb	0.00
Spiked Amount 50.000	Range 70 - 130		Recovery = 121.02%			
60) toluene-d8 (s)	7.98	98	295169	60.81	ppb	0.00
Spiked Amount 50.000	Range 70 - 130		Recovery = 121.62%			
82) bromofluorobenzene (s)	10.95	95	98427	58.49	ppb	0.00
Spiked Amount 50.000	Range 70 - 130		Recovery = 116.98%			
Target Compounds						Qvalue
16) acetone	3.00	43	3177m	7.02	ppb	

(#) = qualifier out of range (m) = manual integration
G116996.D G120507T.M Fri May 11 13:43:47 2012 Page 1

Quantitation Report

Data File : C:\HPCHEM\1\DATA\120510\G116996.D Vial: 21
Acq On : 10 May 2012 7:04 pm Operator: alit
Sample : mc10370-14 Inst : GCMS G
Misc : MS25816,MSG4691,,,,5,1 Multiplr: 1.00
MS Integration Params: RTEINT.P
Quant Time: May 11 12:58 2012 Quant Results File: G120507T.RES

Method : C:\HPCHEM\1\METHODS\G120507T.M (RTE Integrator)
Title : SW-846 Method 8260
Last Update : Tue May 08 11:43:14 2012
Response via : Initial Calibration

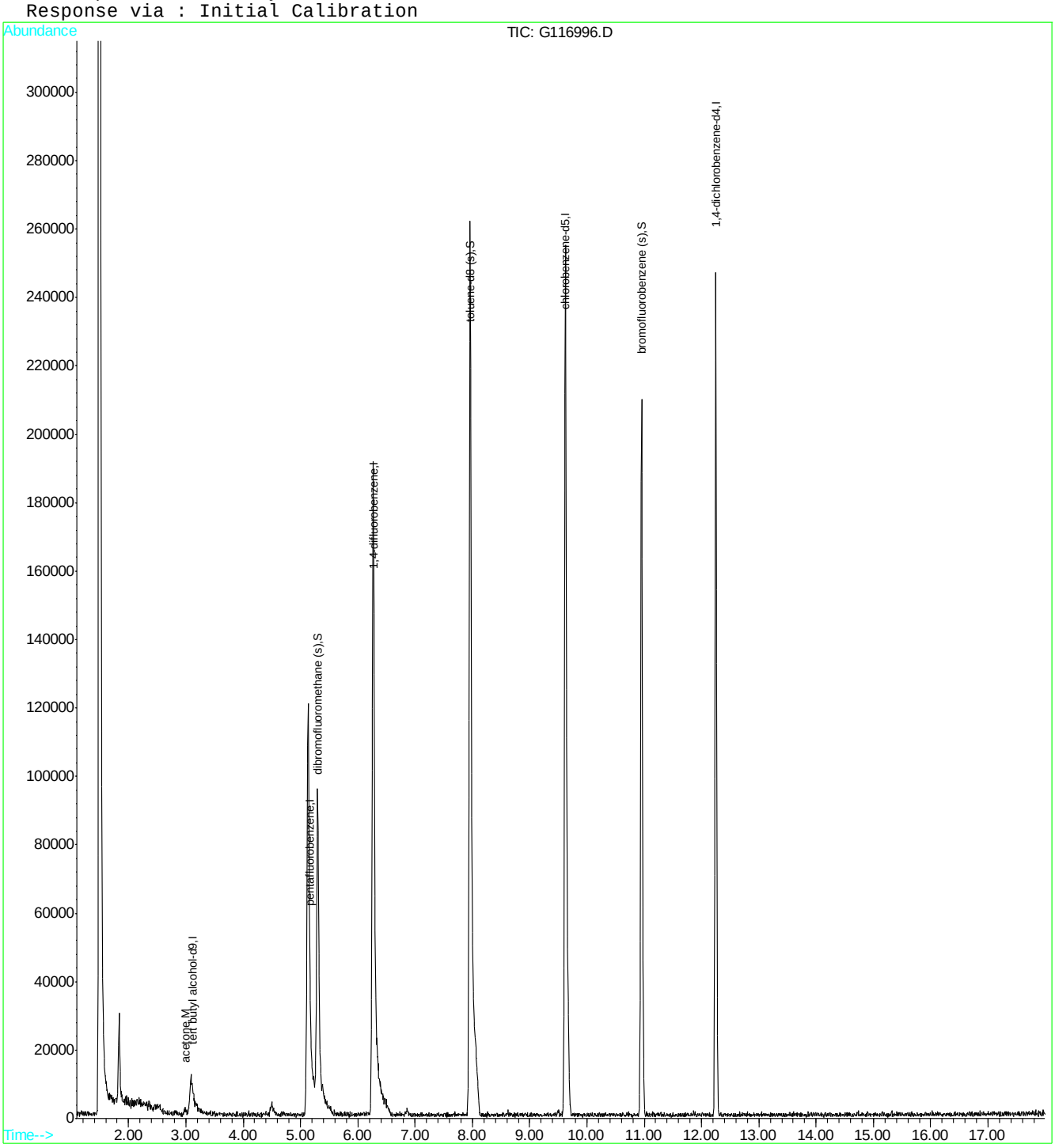

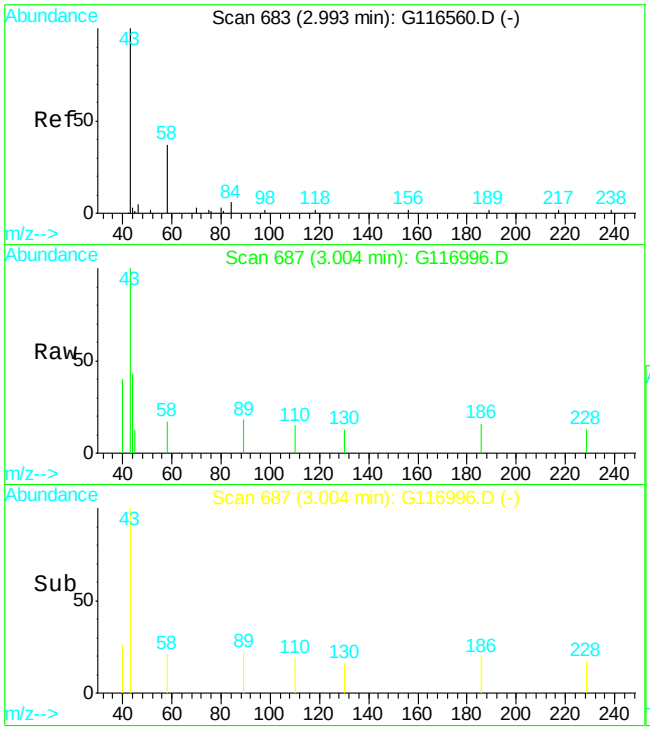

#16
acetone
Concen: 7.02 ppb m
RT: 3.00 min Scan# 687
Delta R.T. 0.00 min
Lab File: G116996.D
Acq: 10 May 2012 7:04 pm

Tgt Ion: 43 Resp: 3177

Ion	Ratio	Lower	Upper
43	100		
58	17.3	4.2	64.2

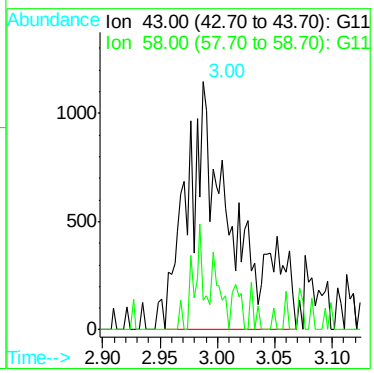

Quantitation Report (Qedit)

Data File : C:\HPCHEM\1\DATA\120510\G116996.D Vial: 21
Acq On : 10 May 2012 7:04 pm Operator: alit
Sample : mc10370-14 Inst : GCMS G
Misc : MS25816,MSG4691,,,,5,1 Multiplr: 1.00
MS Integration Params: RTEINT.P
Quant Time: May 11 12:57 2012 Quant Results File: temp.res

Method : C:\HPCHEM\1\METHODS\G120507T.M (RTE Integrator)
Title : SW-846 Method 8260
Last Update : Tue May 08 11:43:14 2012
Response via : Multiple Level Calibration

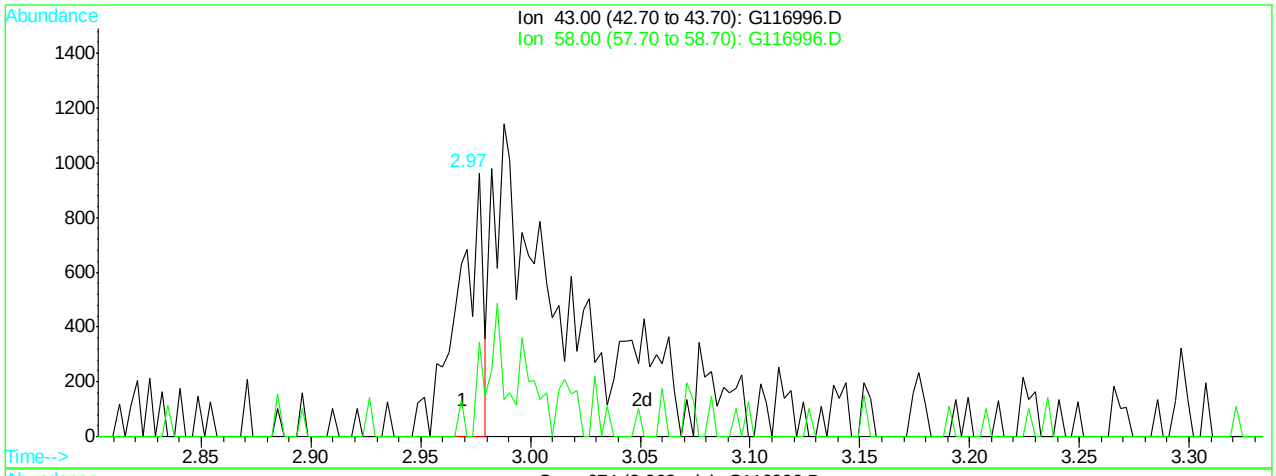

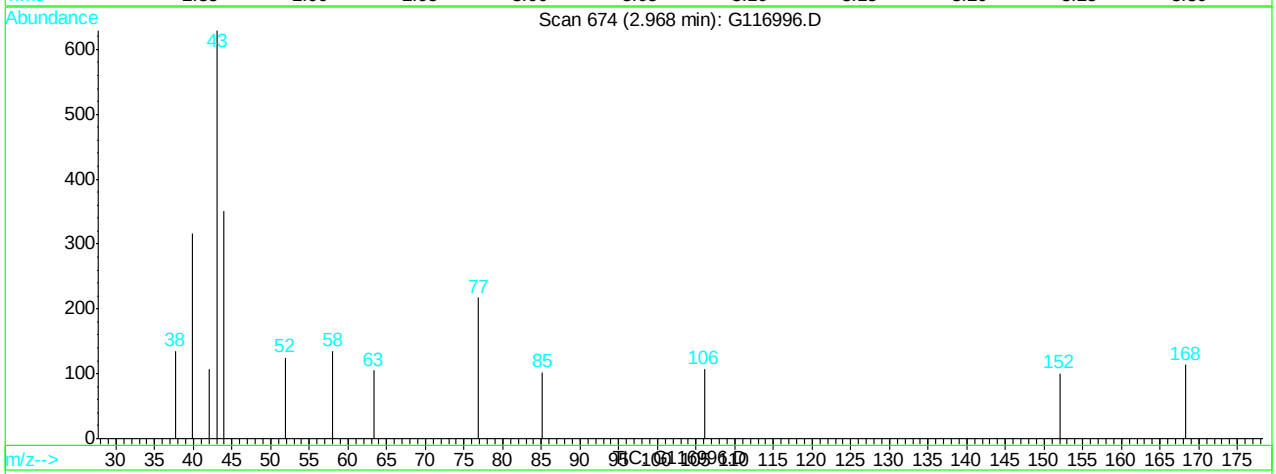

(16) acetone (M)

2.97min 1.70ppb

response 771

Ion	Exp%	Act%
43.00	100	100
58.00	34.20	21.46
0.00	0.00	0.00
0.00	0.00	0.00

G116996.D G120507T.M Fri May 11 12:57:13 2012

Quantitation Report (Qedit)

Data File : C:\HPCHEM\1\DATA\120510\G116996.D Vial: 21
Acq On : 10 May 2012 7:04 pm Operator: alit
Sample : mc10370-14 Inst : GCMS G
Misc : MS25816,MSG4691,,,,5,1 Multiplr: 1.00
MS Integration Params: RTEINT.P
Quant Time: May 11 12:57 2012 Quant Results File: temp.res

Method : C:\HPCHEM\1\METHODS\G120507T.M (RTE Integrator)
Title : SW-846 Method 8260
Last Update : Tue May 08 11:43:14 2012
Response via : Multiple Level Calibration

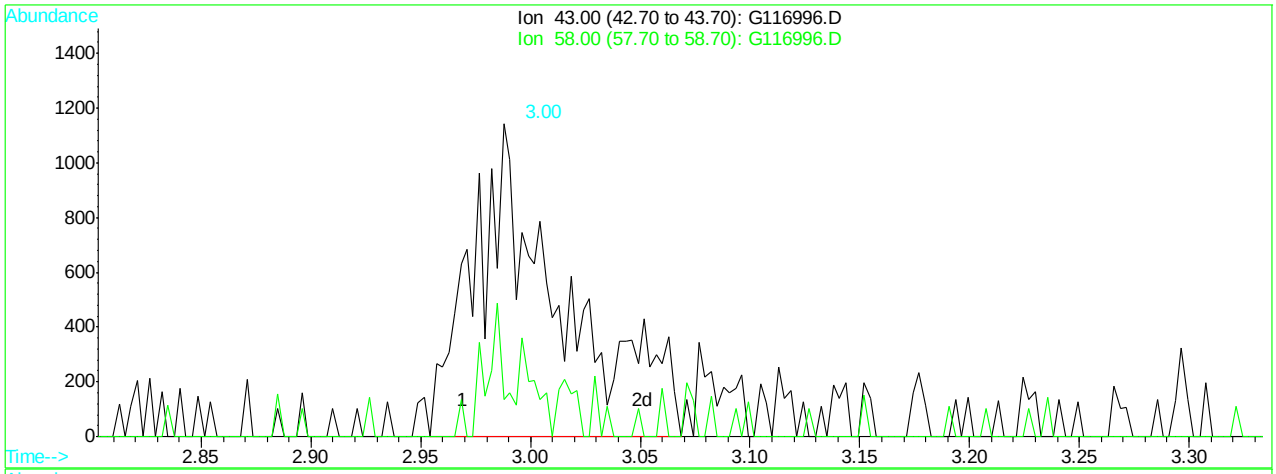

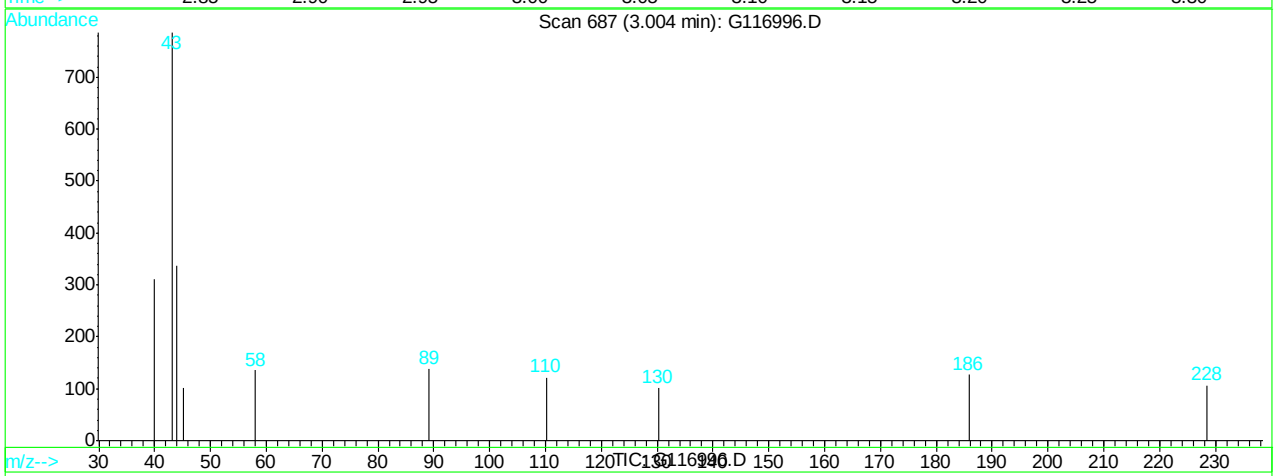

(16) acetone (M)

3.00min 7.02ppb m

response 3177

Ion	Exp%	Act%
43.00	100	100
58.00	34.20	17.30
0.00	0.00	0.00
0.00	0.00	0.00

G116996.D G120507T.M Fri May 11 12:57:18 2012

Manual Integrations APPROVED (compounds with "m" flag)
Dana Tyron 05/11/12 18:35

Quantitation Report (QT Reviewed)

Data File : C:\HPCHEM\1\DATA\120510\G116982.D Vial: 7
Acq On : 10 May 2012 12:28 pm Operator: alit
Sample : mc10370-15 Inst : GCMS G
Misc : MS25816,MSG4691,,,,5,1 Multiplr: 1.00
MS Integration Params: RTEINT.P
Quant Time: May 11 12:40 2012 Quant Results File: G120507T.RES

Quant Method : C:\HPCHEM\1\METHODS\G120507T.M (RTE Integrator)
Title : SW-846 Method 8260
Last Update : Tue May 08 11:43:14 2012
Response via : Initial Calibration
DataAcq Meth : G8260I

Internal Standards	R.T.	QIon	Response	Conc	Units	Dev(Min)
1) tert butyl alcohol-d9	3.11	65	30709	500.00	ppb	0.00
4) pentafluorobenzene	5.17	168	158993	50.00	ppb	0.00
43) 1,4-difluorobenzene	6.29	114	264659	50.00	ppb	0.00
66) chlorobenzene-d5	9.63	82	124052	50.00	ppb	0.00
80) 1,4-dichlorobenzene-d4	12.25	152	77727	50.00	ppb	0.00
System Monitoring Compounds						
40) dibromofluoromethane (s)	5.31	113	85411	59.92	ppb	0.00
Spiked Amount 50.000	Range 70 - 130		Recovery = 119.84%			
60) toluene-d8 (s)	7.98	98	298089	60.57	ppb	0.00
Spiked Amount 50.000	Range 70 - 130		Recovery = 121.14%			
82) bromofluorobenzene (s)	10.95	95	101898	56.41	ppb	0.00
Spiked Amount 50.000	Range 70 - 130		Recovery = 112.82%			
Target Compounds						Qvalue
16) acetone	3.00	43	4036m	8.81	ppb	

(#) = qualifier out of range (m) = manual integration
G116982.D G120507T.M Fri May 11 13:42:15 2012 Page 1

Quantitation Report

Data File : C:\HPCHEM\1\DATA\120510\G116982.D Vial: 7
Acq On : 10 May 2012 12:28 pm Operator: alit
Sample : mc10370-15 Inst : GCMS G
Misc : MS25816,MSG4691,,,,5,1 Multiplr: 1.00
MS Integration Params: RTEINT.P
Quant Time: May 11 12:40 2012 Quant Results File: G120507T.RES

Method : C:\HPCHEM\1\METHODS\G120507T.M (RTE Integrator)
Title : SW-846 Method 8260
Last Update : Tue May 08 11:43:14 2012
Response via : Initial Calibration

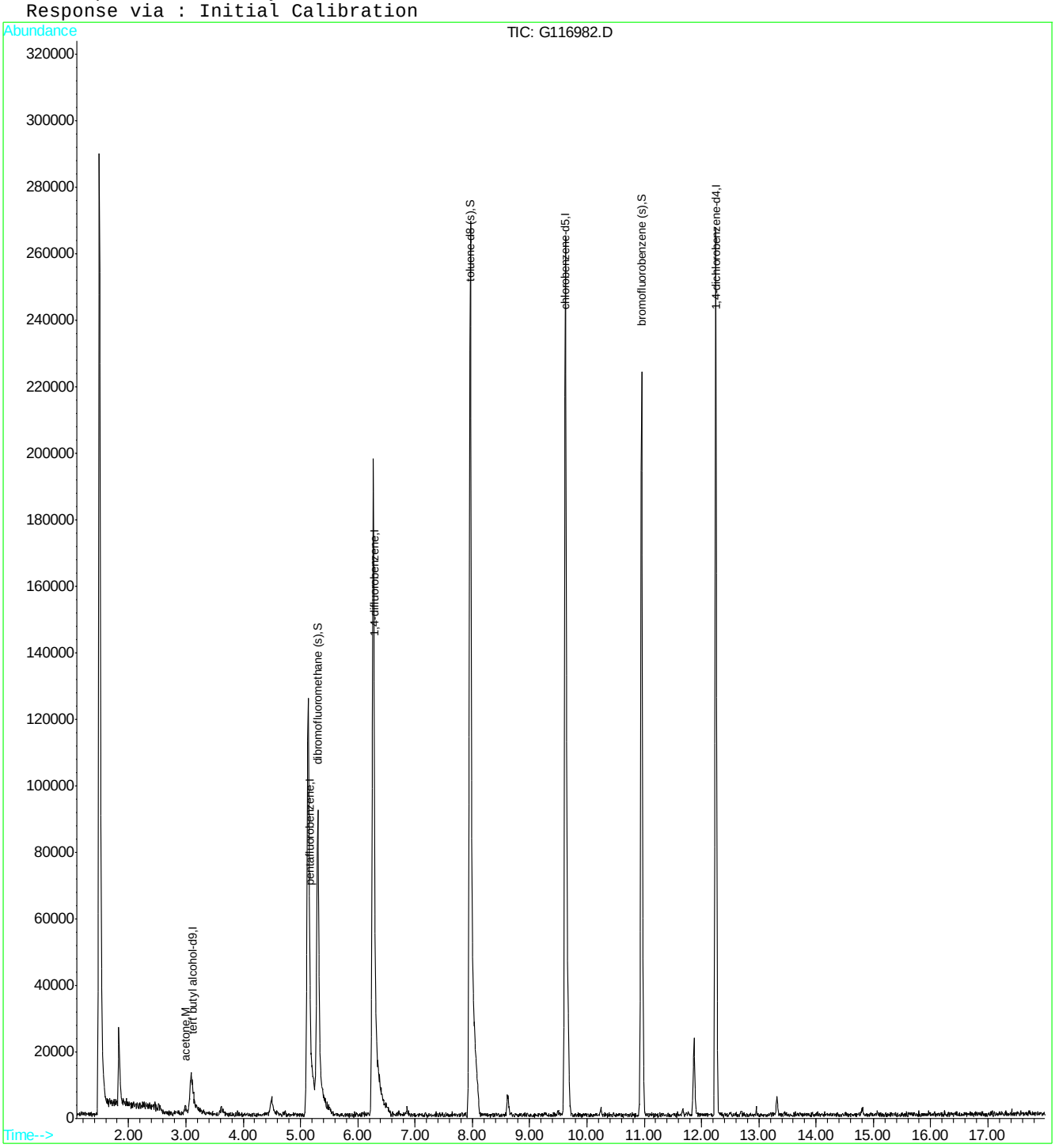

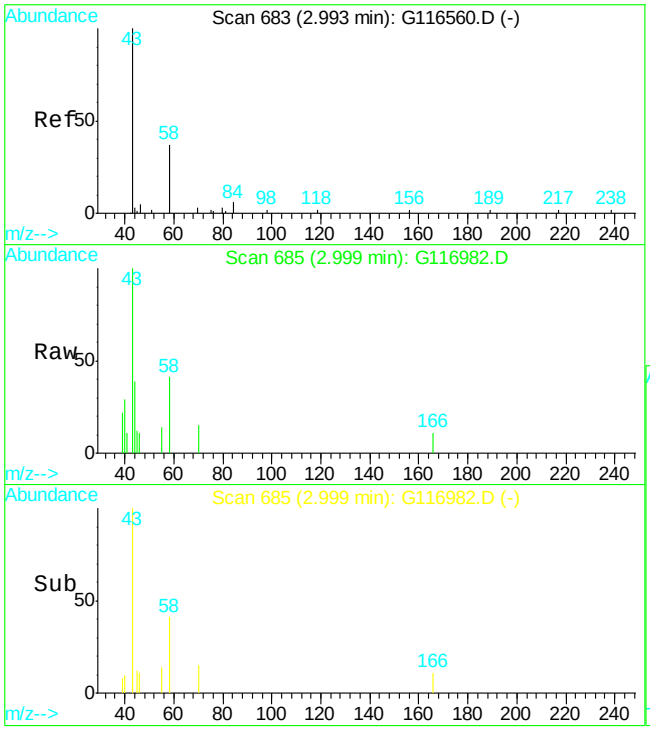

#16
acetone
Concen: 8.81 ppb m
RT: 3.00 min Scan# 685
Delta R.T. -0.00 min
Lab File: G116982.D
Acq: 10 May 2012 12:28 pm

Tgt Ion: 43 Resp: 4036

Ion	Ratio	Lower	Upper
43	100		
58	41.1	4.2	64.2

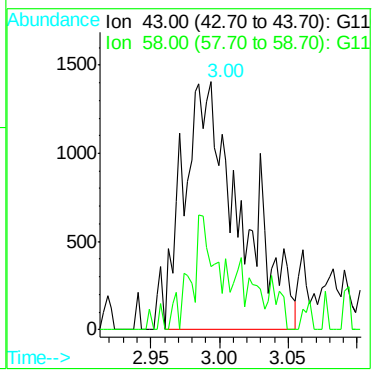

Quantitation Report (Qedit)

Data File : C:\HPCHEM\1\DATA\120510\G116982.D Vial: 7
Acq On : 10 May 2012 12:28 pm Operator: alit
Sample : mc10370-15 Inst : GCMS G
Misc : MS25816,MSG4691,,,,5,1 Multiplr: 1.00
MS Integration Params: RTEINT.P
Quant Time: May 11 12:39 2012 Quant Results File: temp.res

Method : C:\HPCHEM\1\METHODS\G120507T.M (RTE Integrator)
Title : SW-846 Method 8260
Last Update : Tue May 08 11:43:14 2012
Response via : Multiple Level Calibration

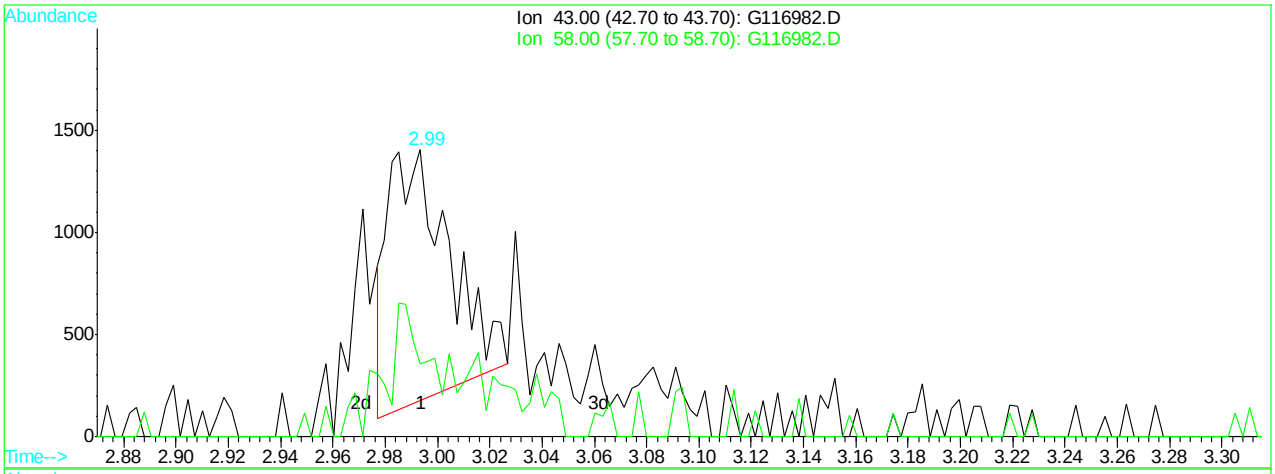

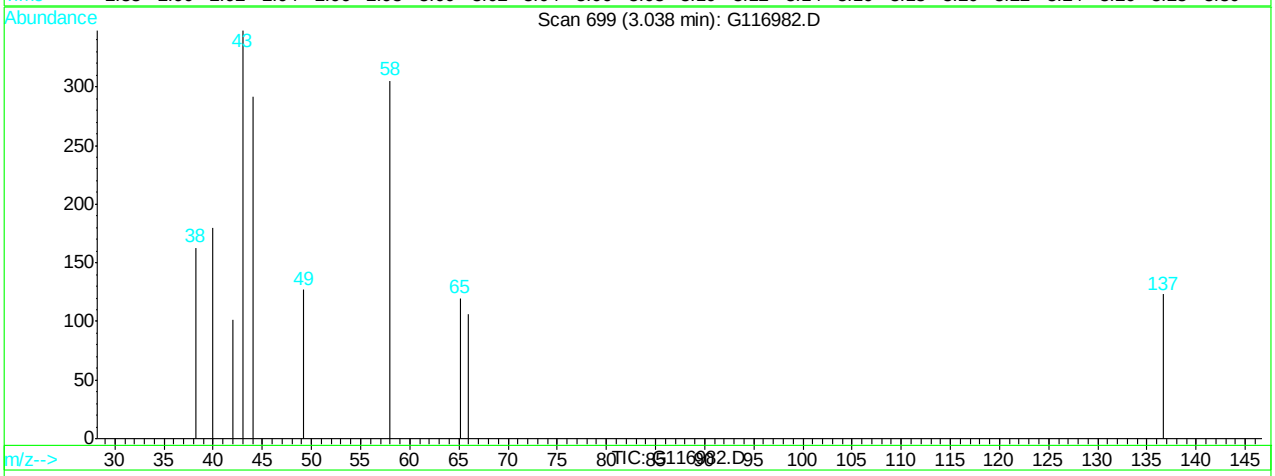

(16) acetone (M)

2.99min 4.41ppb

response 2020

Ion	Exp%	Act%
43.00	100	100
58.00	34.20	10.41
0.00	0.00	0.00
0.00	0.00	0.00

G116982.D G120507T.M Fri May 11 12:39:17 2012

Quantitation Report (Qedit)

Data File : C:\HPCHEM\1\DATA\120510\G116982.D Vial: 7
Acq On : 10 May 2012 12:28 pm Operator: alit
Sample : mc10370-15 Inst : GCMS G
Misc : MS25816,MSG4691,,,,5,1 Multiplr: 1.00
MS Integration Params: RTEINT.P
Quant Time: May 11 12:39 2012 Quant Results File: temp.res

Method : C:\HPCHEM\1\METHODS\G120507T.M (RTE Integrator)
Title : SW-846 Method 8260
Last Update : Tue May 08 11:43:14 2012
Response via : Multiple Level Calibration

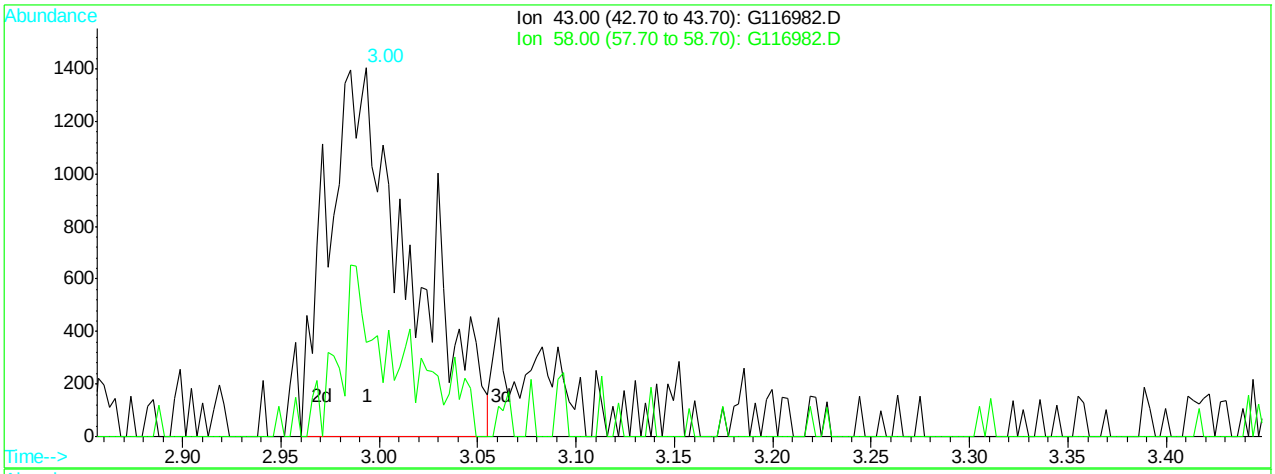

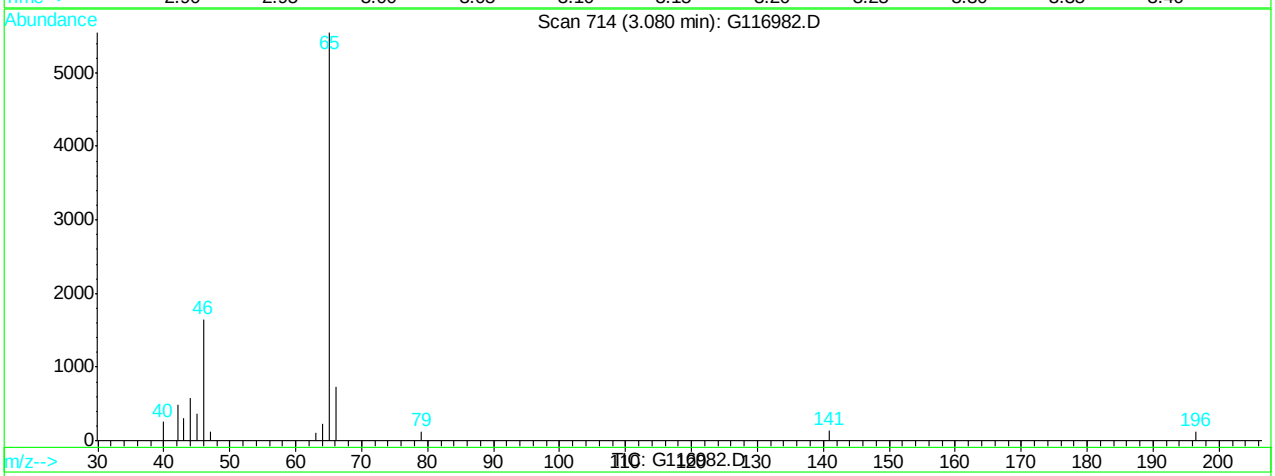

(16) acetone (M)

3.00min 8.81ppb m

response 4036

Ion	Exp%	Act%
43.00	100	100
58.00	34.20	41.09
0.00	0.00	0.00
0.00	0.00	0.00

G116982.D G120507T.M Fri May 11 12:39:32 2012

Quantitation Report (QT Reviewed)

Data File : C:\HPCHEM\1\DATA\120510\G116981.D Vial: 6
Acq On : 10 May 2012 12:00 pm Operator: alit
Sample : mb Inst : GCMS G
Misc : MS25816,MSG4691,,,,5,1 Multiplr: 1.00
MS Integration Params: RTEINT.P
Quant Time: May 11 12:38 2012 Quant Results File: G120507T.RES

Quant Method : C:\HPCHEM\1\METHODS\G120507T.M (RTE Integrator)
Title : SW-846 Method 8260
Last Update : Tue May 08 11:43:14 2012
Response via : Initial Calibration
DataAcq Meth : G8260I

Internal Standards	R.T.	QIon	Response	Conc	Units	Dev(Min)
1) tert butyl alcohol-d9	3.11	65	37787	500.00	ppb	0.00
4) pentafluorobenzene	5.16	168	155808	50.00	ppb	0.00
43) 1,4-difluorobenzene	6.29	114	272126	50.00	ppb	0.00
66) chlorobenzene-d5	9.63	82	121521	50.00	ppb	0.00
80) 1,4-dichlorobenzene-d4	12.25	152	74951	50.00	ppb	0.00
System Monitoring Compounds						
40) dibromofluoromethane (s)	5.31	113	85109	60.93	ppb	0.00
Spiked Amount 50.000	Range 70 - 130		Recovery = 121.86%			
60) toluene-d8 (s)	7.98	98	301333	59.54	ppb	0.00
Spiked Amount 50.000	Range 70 - 130		Recovery = 119.08%			
82) bromofluorobenzene (s)	10.95	95	99747	57.26	ppb	0.00
Spiked Amount 50.000	Range 70 - 130		Recovery = 114.52%			

Target Compounds	Qvalue

(#) = qualifier out of range (m) = manual integration
G116981.D G120507T.M Fri May 11 13:42:12 2012 Page 1

Quantitation Report

Data File : C:\HPCHEM\1\DATA\120510\G116981.D Vial: 6
Acq On : 10 May 2012 12:00 pm Operator: alit
Sample : mb Inst : GCMS G
Misc : MS25816,MSG4691,,,,5,1 Multiplr: 1.00
MS Integration Params: RTEINT.P
Quant Time: May 11 12:38 2012 Quant Results File: G120507T.RES

Method : C:\HPCHEM\1\METHODS\G120507T.M (RTE Integrator)
Title : SW-846 Method 8260
Last Update : Tue May 08 11:43:14 2012
Response via : Initial Calibration

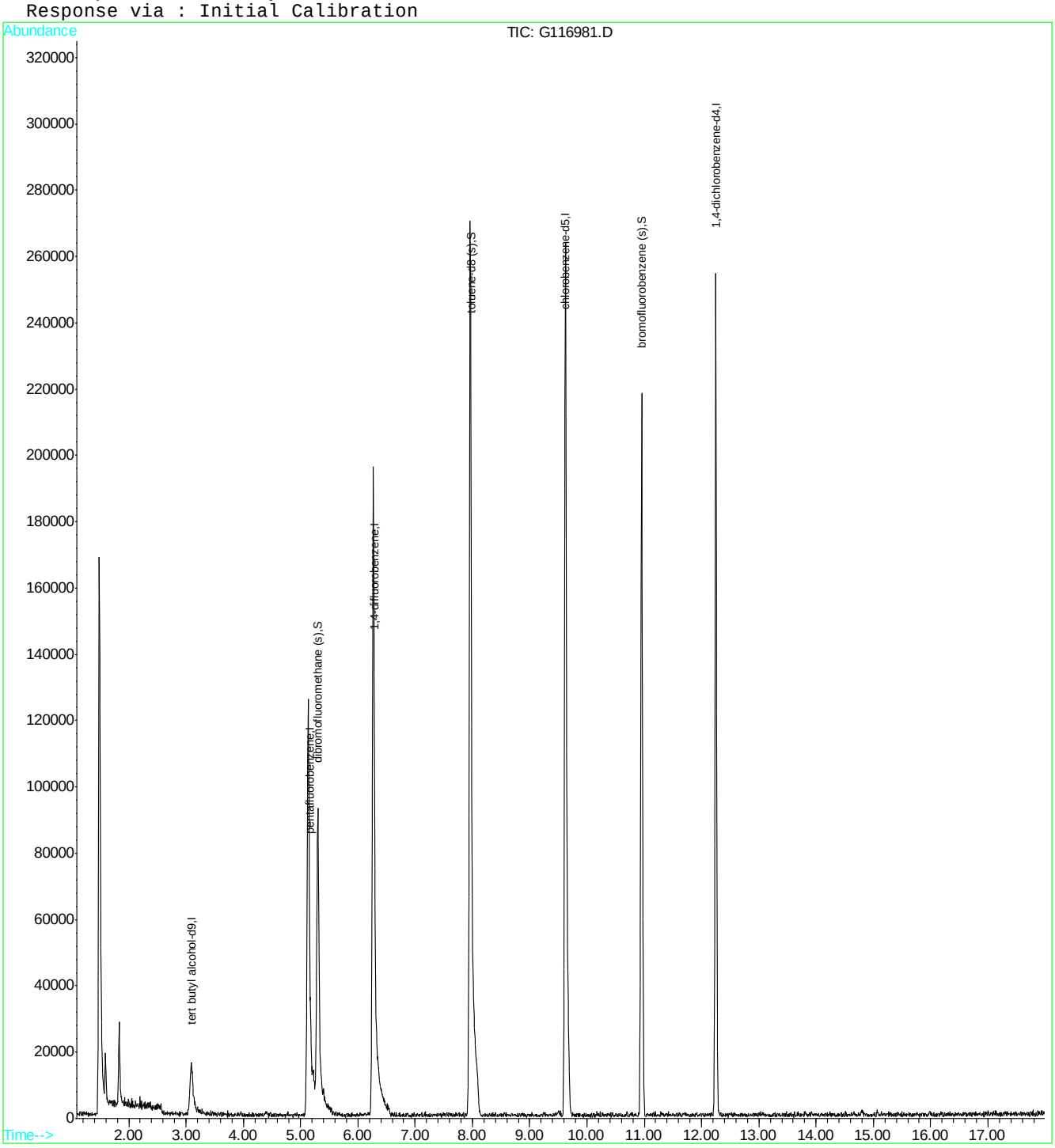

Manual Integrations APPROVED (compounds with "m" flag)
Dana Tyron 05/11/12 18:35

Quantitation Report (QT Reviewed)

Data File : C:\HPCHEM\1\DATA\120510\G116979.D Vial: 4
Acq On : 10 May 2012 11:03 am Operator: alit
Sample : bs Inst : GCMS G
Misc : MS25756,MSG4691,,,,5,1 Multiplr: 1.00
MS Integration Params: RTEINT.P
Quant Time: May 11 12:15 2012 Quant Results File: G120507T.RES

Quant Method : C:\HPCHEM\1\METHODS\G120507T.M (RTE Integrator)
Title : SW-846 Method 8260
Last Update : Tue May 08 11:43:14 2012
Response via : Initial Calibration
DataAcq Meth : G8260I

Internal Standards	R.T.	QIon	Response	Conc	Units		Dev(Min)
1) tert butyl alcohol-d9	3.11	65	35310	500.00	ppb		-0.01
4) pentafluorobenzene	5.16	168	154090	50.00	ppb		0.00
43) 1,4-difluorobenzene	6.30	114	268562	50.00	ppb		0.00
66) chlorobenzene-d5	9.63	82	124687	50.00	ppb		0.00
80) 1,4-dichlorobenzene-d4	12.25	152	75895	50.00	ppb		0.00
System Monitoring Compounds							
40) dibromofluoromethane (s)	5.32	113	90092	65.21	ppb		0.00
Spiked Amount 50.000	Range 70 - 130		Recovery = 130.42%#				
60) toluene-d8 (s)	7.98	98	297272	59.52	ppb		0.00
Spiked Amount 50.000	Range 70 - 130		Recovery = 119.04%				
82) bromofluorobenzene (s)	10.95	95	99843	56.60	ppb		0.00
Spiked Amount 50.000	Range 70 - 130		Recovery = 113.20%				
Target Compounds							Qvalue
2) tertiary butyl alcohol	3.18	59	62100	581.50	ppb		100
3) Ethanol	2.49	45	80683	6919.65	ppb	#	100
5) dichlorodifluoromethane	1.62	85	48040	50.48	ppb		99
6) chloromethane	1.85	50	85104	63.15	ppb		79
7) vinyl chloride	1.91	62	55186	59.02	ppb		98
8) bromomethane	2.29	96	36629	60.05	ppb		89
9) chloroethane	2.34	64	30607	59.68	ppb		92
10) ethyl ether	2.82	59	56833	52.02	ppb		98
11) acetonitrile	3.47	41	111735	55.46	ppb		92
12) trichlorofluoromethane	2.58	101	93767	64.28	ppb		92
13) freon-113	2.97	101	61945	61.16	ppb		98
14) acrolein	1.86	56	59387	310.48	ppb		98
15) 1,1-dichloroethene	3.13	96	57364	65.21	ppb		95
16) acetone	3.00	43	32638	73.52	ppb		80
17) Methyl Acetate	3.42	43	71960	59.34	ppb	#	90
18) methylene chloride	3.57	84	67604	57.77	ppb		95
19) methyl tert butyl ether	3.70	73	34101	35.44	ppb		92
20) acrylonitrile	3.68	53	27322	51.41	ppb		79
21) allyl chloride	3.47	41	111538	52.68	ppb		98
22) trans-1,2-dichloroethene	3.86	96	65185	60.41	ppb		92
23) iodomethane	3.42	142	85971	49.48	ppb		97
24) carbon disulfide	3.61	76	181649	51.15	ppb		100
25) propionitrile	4.78	54	10622	53.33	ppb		100
26) vinyl acetate	3.42	43	71960	60.29	ppb		100
27) chloroprene	4.39	53	105367	56.40	ppb		95
28) di-isopropyl ether	4.17	45	227958	52.07	ppb		96
29) methacrylonitrile	5.00	41	63360	54.22	ppb		93
30) 2-butanone	4.70	72	8211	60.85	ppb	#	62
31) Ethyl Acetate	4.15	TIC	391707m	47.12	ug/L		
32) Hexane	3.94	41	76638	64.03	ppb		98
33) 1,1-dichloroethane	6.86	63	79665	56.30	ppb		99
34) tert-butyl ethyl ether	4.56	59	16370	31.35	ppb		78
35) isobutyl alcohol	4.87	43	54190	242.68	ppb		86
36) 2,2-dichloropropane	4.87	77	91491	61.94	ppb		89
37) cis-1,2-dichloroethene	4.91	96	72415	56.83	ppb		83

(#) = qualifier out of range (m) = manual integration
G116979.D G120507T.M Fri May 11 12:16:08 2012 Page 1

Quantitation Report (QT Reviewed)

Data File : C:\HPCHEM\1\DATA\120510\G116979.D Vial: 4
Acq On : 10 May 2012 11:03 am Operator: alit
Sample : bs Inst : GCMS G
Misc : MS25756,MSG4691,,,,5,1 Multiplr: 1.00
MS Integration Params: RTEINT.P
Quant Time: May 11 12:15 2012 Quant Results File: G120507T.RES

Quant Method : C:\HPCHEM\1\METHODS\G120507T.M (RTE Integrator)
Title : SW-846 Method 8260
Last Update : Tue May 08 11:43:14 2012
Response via : Initial Calibration
DataAcq Meth : G8260I

	Compound	R.T.	QIon	Response	Conc	Unit		Qvalue
38)	bromochloromethane	5.26	128	34877	56.90	ppb		87
39)	chloroform	7.11	83	97159	59.98	ppb		98
41)	Tetrahydrofuran	5.28	42	19361	48.16	ppb		90
42)	1,1,1-trichloroethane	8.42	97	62230	56.48	ppb		98
44)	Cyclohexane	5.54	56	124505	56.80	ppb		94
45)	carbon tetrachloride	5.80	117	85844	52.92	ppb		90
46)	1,1-dichloropropene	8.25	75	107778	54.29	ppb		98
47)	benzene	6.00	78	282183	59.83	ppb		97
48)	1,2-dichloroethane	5.96	62	100524	56.33	ppb		95
50)	heptane	5.89	43	123408	65.35	ppb		72
51)	trichloroethene	6.66	95	74745	58.48	ppb		81
52)	1,2-dichloropropane	6.86	63	79665	59.52	ppb		94
53)	dibromomethane	7.17	93	47657	58.72	ppb		91
54)	bromodichloromethane	7.11	83	97159	58.86	ppb		98
55)	Methylcyclohexane	6.75	83	119776	61.36	ppb	#	83
56)	2-chloroethyl vinyl ether	6.86	63	79665	57.38	ppb	#	100
57)	methyl methacrylate	6.90	69	44420	47.58	ppb		90
58)	1,4-dioxane	4.39	88	51725	267.86	ppb		100
59)	cis-1,3-dichloropropene	8.25	75	107778	54.35	ppb		98
61)	4-methyl-2-pentanone	7.47	43	73185	51.37	ppb		92
62)	toluene	8.07	92	159022	56.88	ppb		98
63)	trans-1,3-dichloropropene	8.25	75	107778	54.35	ppb		98
64)	1,1,2-trichloroethane	10.86	83	81762	55.16	ppb		95
65)	ethyl methacrylate	8.23	69	82787	52.45	ppb		97
67)	tetrachloroethene	8.78	166	67277	60.64	ppb		89
68)	1,3-dichloropropane	8.70	76	111018	57.72	ppb		96
69)	dibromochloromethane	8.99	129	71531	58.11	ppb		91
70)	1,2-dibromoethane	9.22	107	71764	58.91	ppb		91
71)	2-hexanone	8.43	43	50463	61.50	ppb		100
72)	chlorobenzene	9.67	112	172887	63.25	ppb		97
73)	1,1,1,2-tetrachloroethane	9.71	131	65290	55.33	ppb		86
74)	ethylbenzene	9.73	91	250863	56.23	ppb		94
75)	m,p-xylene	9.81	106	192677	118.82	ppb		97
76)	o-xylene	10.29	106	94001	60.88	ppb		98
77)	styrene	10.33	104	147281	57.32	ppb		96
78)	bromoform	10.70	173	45739	54.77	ppb		96
79)	trans-1,4-dichloro-2-buten	10.73	53	13849	46.08	ppb		93
81)	isopropylbenzene	10.68	105	215830	60.47	ppb		98
83)	bromobenzene	11.17	156	65252	55.40	ppb		92
84)	1,1,2,2-tetrachloroethane	10.86	83	81762	55.89	ppb		95
85)	1,2,3-trichloropropane	11.03	75	62617	55.40	ppb		94
86)	n-propylbenzene	11.12	91	229462	58.82	ppb		99
87)	2-chlorotoluene	11.31	91	176277m	55.61	ppb		
88)	4-chlorotoluene	11.36	91	166704m	62.63	ppb		
89)	1,3,5-trimethylbenzene	10.68	105	215830	60.47	ppb		98
90)	tert-butylbenzene	11.68	91	113325	59.31	ppb		94
91)	1,2,4-trimethylbenzene	11.29	105	185951	54.93	ppb		99
92)	sec-butylbenzene	11.91	105	192150	58.72	ppb		99
93)	1,3-dichlorobenzene	12.17	146	97730	61.74	ppb		98

(#) = qualifier out of range (m) = manual integration

Quantitation Report (QT Reviewed)

Data File : C:\HPCHEM\1\DATA\120510\G116979.D Vial: 4
Acq On : 10 May 2012 11:03 am Operator: alit
Sample : bs Inst : GCMS G
Misc : MS25756,MSG4691,,,,5,1 Multiplr: 1.00
MS Integration Params: RTEINT.P
Quant Time: May 11 12:15 2012 Quant Results File: G120507T.RES

Quant Method : C:\HPCHEM\1\METHODS\G120507T.M (RTE Integrator)
Title : SW-846 Method 8260
Last Update : Tue May 08 11:43:14 2012
Response via : Initial Calibration
DataAcq Meth : G8260I

	Compound	R.T.	QIon	Response	Conc	Unit	Qvalue
94)	p-isopropyltoluene	12.06	119	145425	57.85	ppb	95
95)	1,4-dichlorobenzene	12.28	146	95968	55.27	ppb	94
96)	1,2-dichlorobenzene	12.69	146	93772	59.87	ppb	97
97)	n-butylbenzene	12.51	91	139940	58.89	ppb	98
98)	1,2-dibromo-3-chloropropan	13.55	75	11786	58.07	ppb	80
99)	1,3,5-trichlorobenzene	13.81	180	67526	63.16	ug/L	99
100)	1,2,4-trichlorobenzene	14.51	180	55484	55.51	ppb	98
101)	hexachlorobutadiene	14.67	225	30171	64.56	ppb	87
102)	naphthalene	14.80	128	123386	52.84	ppb	100
103)	2-Methylnaphthalene	15.98	142	19305	20.64	ug/L	97
104)	1-Methylnaphthalene	16.25	142	2050	3.89	ug/L	88
105)	1,2,3-trichlorobenzene	15.07	180	50130	52.02	ppb	95

(#) = qualifier out of range (m) = manual integration
G116979.D G120507T.M Fri May 11 12:16:09 2012 Page 3

Quantitation Report

Data File : C:\HPCHEM\1\DATA\120510\G116979.D Vial: 4
Acq On : 10 May 2012 11:03 am Operator: alit
Sample : bs Inst : GCMS G
Misc : MS25756,MSG4691,,,,5,1 Multiplr: 1.00
MS Integration Params: RTEINT.P
Quant Time: May 11 12:15 2012 Quant Results File: G120507T.RES

Method : C:\HPCHEM\1\METHODS\G120507T.M (RTE Integrator)
Title : SW-846 Method 8260
Last Update : Tue May 08 11:43:14 2012
Response via : Initial Calibration

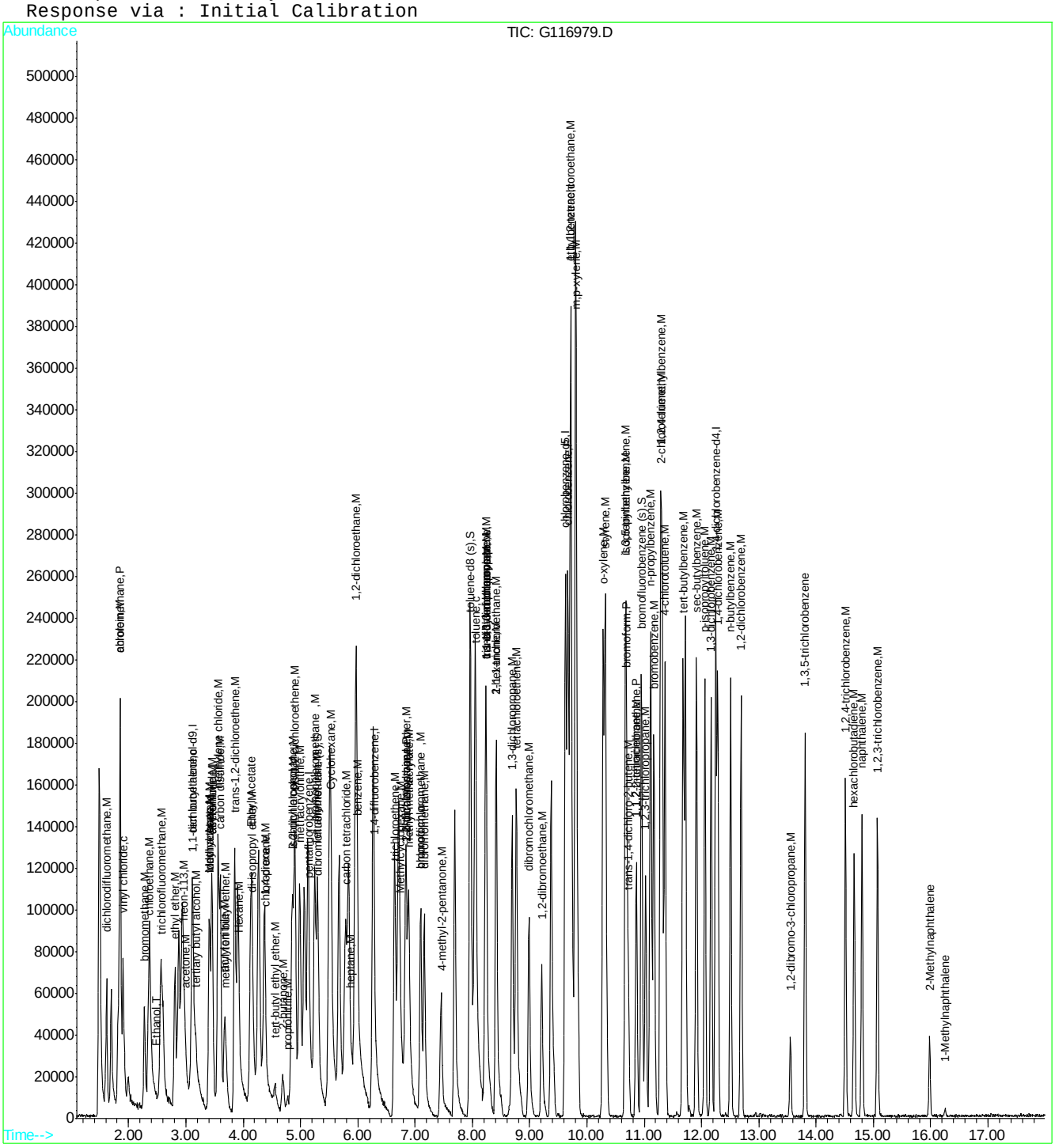

Quantitation Report (Qedit)

Data File : C:\HPCHEM\1\DATA\120510\G116979.D Vial: 4
Acq On : 10 May 2012 11:03 am Operator: alit
Sample : bs Inst : GCMS G
Misc : MS25756,MSG4691,,,,5,1 Multiplr: 1.00
MS Integration Params: RTEINT.P
Quant Time: May 11 12:14 2012 Quant Results File: temp.res

Method : C:\HPCHEM\1\METHODS\G120507T.M (RTE Integrator)
Title : SW-846 Method 8260
Last Update : Tue May 08 11:43:14 2012
Response via : Multiple Level Calibration

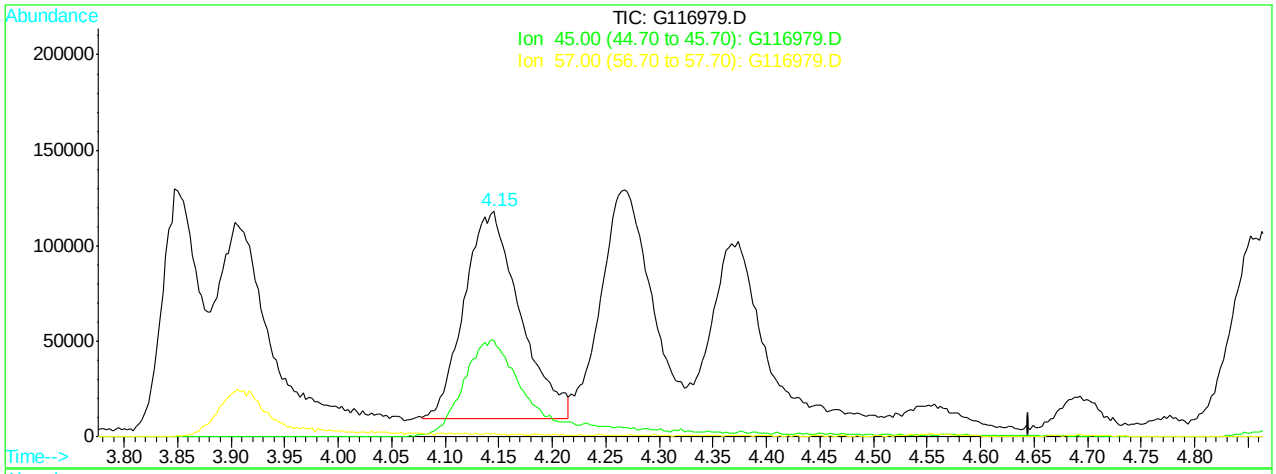

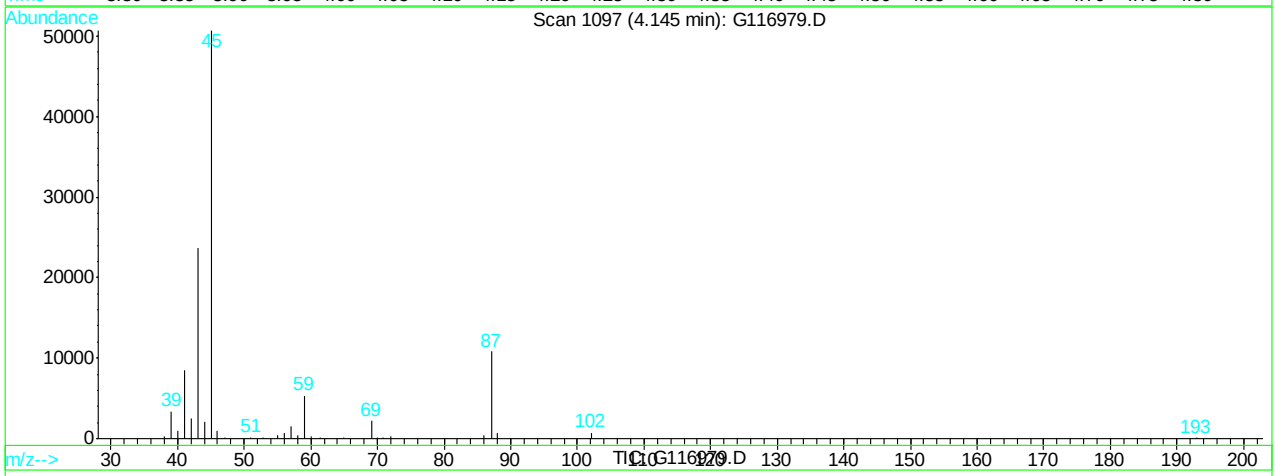

(31) Ethyl Acetate

4.15min 47.12ug/L m

response 391707

Ion	Exp%	Act%
TIC	100	100
45.00	0.00	0.00
57.00	0.00	0.00
0.00	0.00	0.00

G116979.D G120507T.M Fri May 11 12:14:59 2012

Quantitation Report (Qedit)

Data File : C:\HPCHEM\1\DATA\120510\G116979.D Vial: 4
Acq On : 10 May 2012 11:03 am Operator: alit
Sample : bs Inst : GCMS G
Misc : MS25756,MSG4691,,,,5,1 Multiplr: 1.00
MS Integration Params: RTEINT.P
Quant Time: May 11 12:14 2012 Quant Results File: temp.res

Method : C:\HPCHEM\1\METHODS\G120507T.M (RTE Integrator)
Title : SW-846 Method 8260
Last Update : Tue May 08 11:43:14 2012
Response via : Multiple Level Calibration

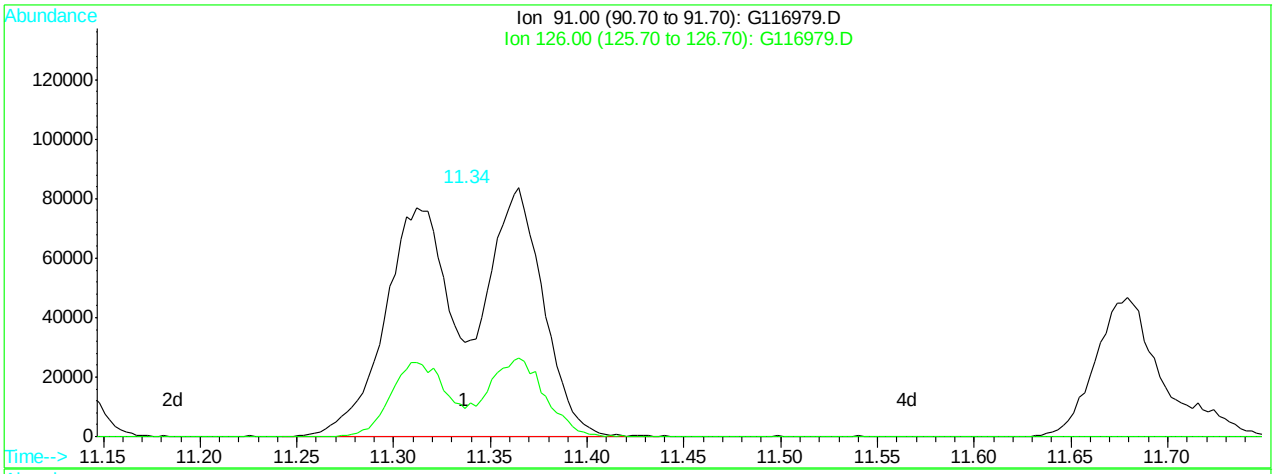

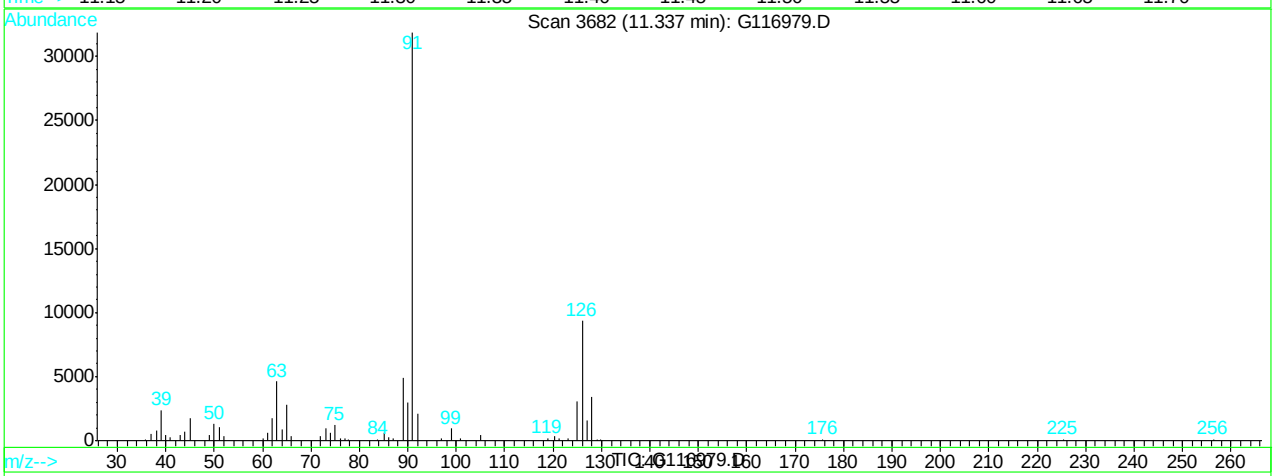

(87) 2-chlorotoluene (M)

11.34min 108.39ppb

response 343583

Ion	Exp%	Act%
91.00	100	100
126.00	28.30	29.34
0.00	0.00	0.00
0.00	0.00	0.00

G116979.D G120507T.M Fri May 11 12:15:37 2012

Quantitation Report (Qedit)

Data File : C:\HPCHEM\1\DATA\120510\G116979.D Vial: 4
Acq On : 10 May 2012 11:03 am Operator: alit
Sample : bs Inst : GCMS G
Misc : MS25756,MSG4691,,,,5,1 Multiplr: 1.00
MS Integration Params: RTEINT.P
Quant Time: May 11 12:15 2012 Quant Results File: temp.res

Method : C:\HPCHEM\1\METHODS\G120507T.M (RTE Integrator)
Title : SW-846 Method 8260
Last Update : Tue May 08 11:43:14 2012
Response via : Multiple Level Calibration

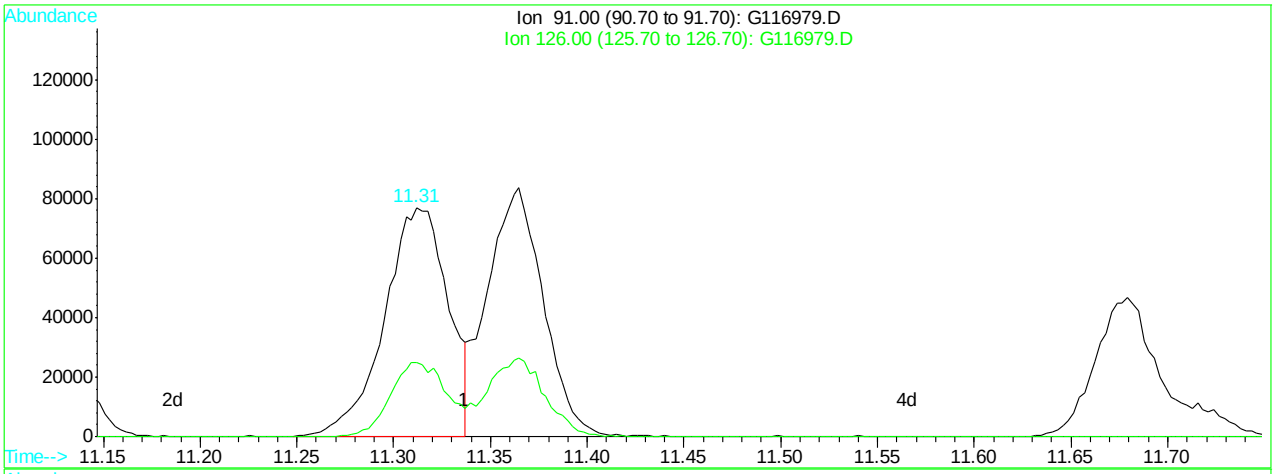

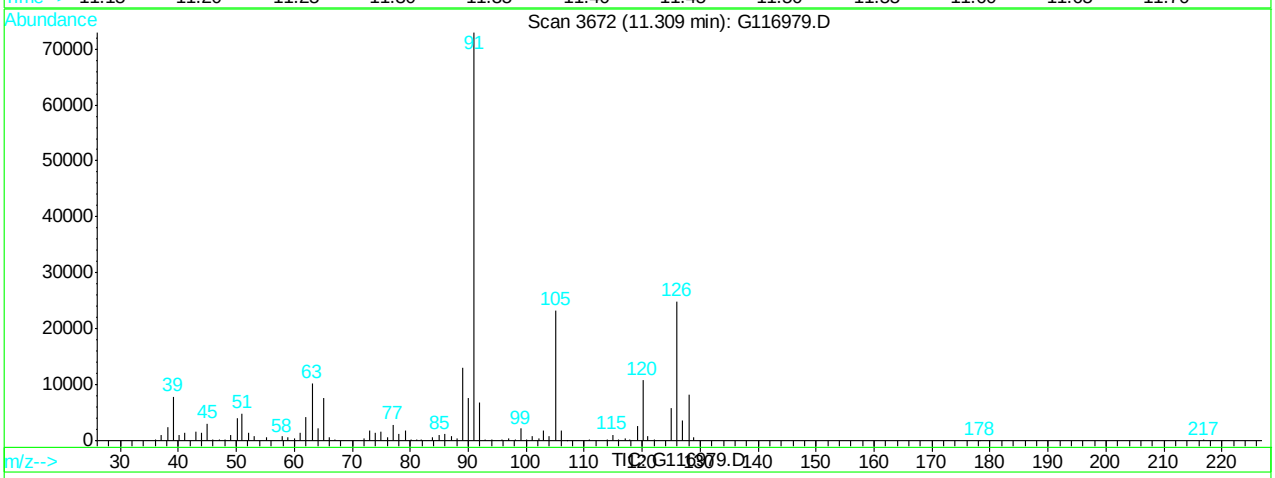

(87) 2-chlorotoluene (M)

11.31min 55.61ppb m

response 176277

Ion	Exp%	Act%
91.00	100	100
126.00	28.30	34.18
0.00	0.00	0.00
0.00	0.00	0.00

G116979.D G120507T.M Fri May 11 12:15:43 2012

Quantitation Report (Qedit)

Data File : C:\HPCHEM\1\DATA\120510\G116979.D Vial: 4
Acq On : 10 May 2012 11:03 am Operator: alit
Sample : bs Inst : GCMS G
Misc : MS25756,MSG4691,,,,5,1 Multiplr: 1.00
MS Integration Params: RTEINT.P
Quant Time: May 11 12:15 2012 Quant Results File: temp.res

Method : C:\HPCHEM\1\METHODS\G120507T.M (RTE Integrator)
Title : SW-846 Method 8260
Last Update : Tue May 08 11:43:14 2012
Response via : Multiple Level Calibration

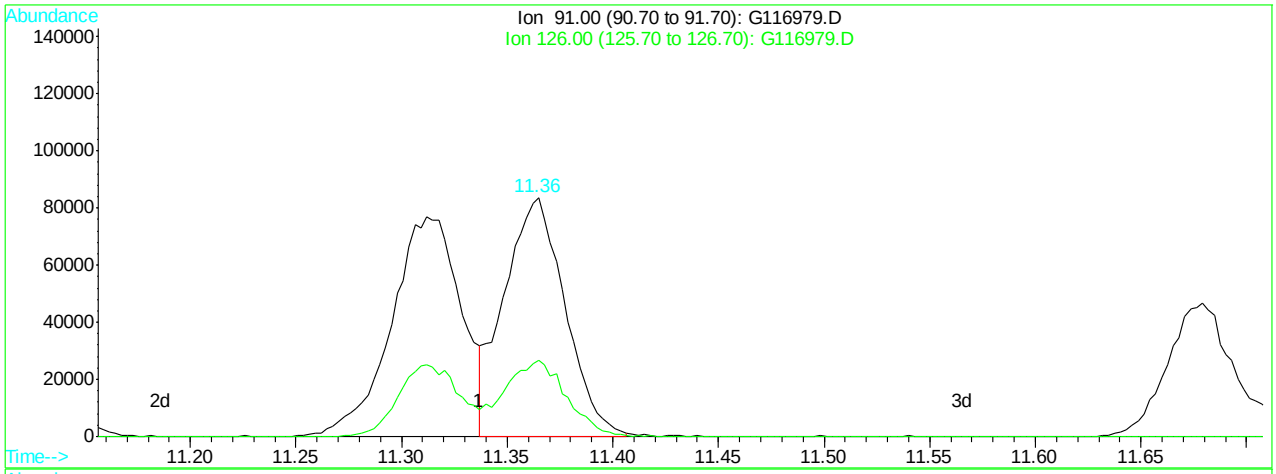

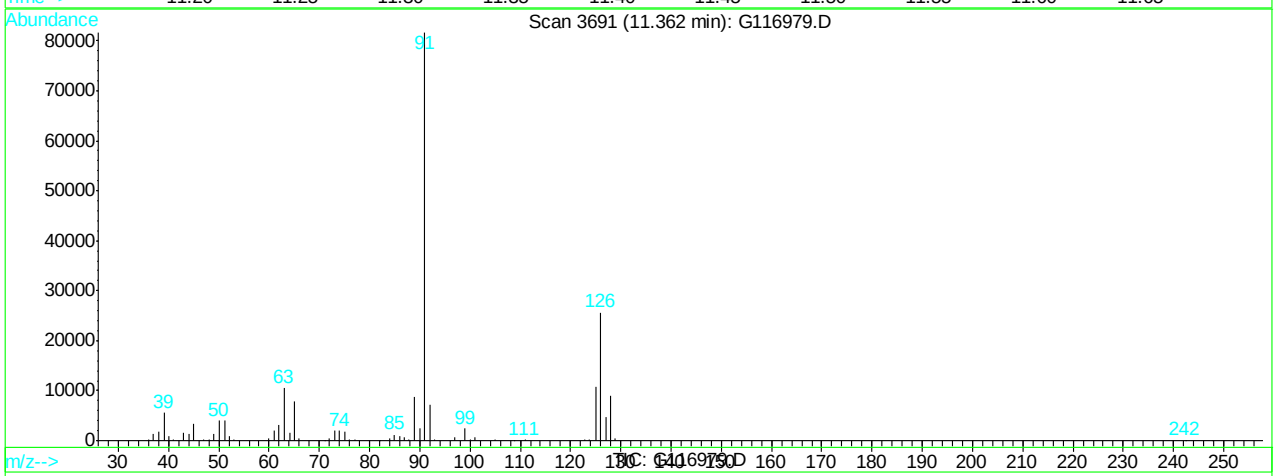

(88) 4-chlorotoluene (M)

11.36min 62.63ppb m

response 166704

Ion	Exp%	Act%
91.00	100	100
126.00	34.10	31.40
0.00	0.00	0.00
0.00	0.00	0.00

G116979.D G120507T.M Fri May 11 12:15:50 2012

Manual Integrations APPROVED (compounds with "m" flag)
Dana Tyron 05/11/12 18:35

Quantitation Report (QT Reviewed)

Data File : C:\HPCHEM\1\DATA\120510\G116997.D Vial: 22
Acq On : 10 May 2012 7:33 pm Operator: alit
Sample : mc10370-14ms Inst : GCMS G
Misc : MS25816,MSG4691,,,,5,5 Multiplr: 1.00
MS Integration Params: RTEINT.P
Quant Time: May 11 12:59 2012 Quant Results File: G120507T.RES

Quant Method : C:\HPCHEM\1\METHODS\G120507T.M (RTE Integrator)
Title : SW-846 Method 8260
Last Update : Tue May 08 11:43:14 2012
Response via : Initial Calibration
DataAcq Meth : G8260I

Internal Standards	R.T.	QIon	Response	Conc	Units		Dev(Min)
1) tert butyl alcohol-d9	3.10	65	28730	500.00	ppb		-0.01
4) pentafluorobenzene	5.17	168	157085m	50.00	ppb		0.00
43) 1,4-difluorobenzene	6.30	114	262509	50.00	ppb		0.00
66) chlorobenzene-d5	9.63	82	121859	50.00	ppb		0.00
80) 1,4-dichlorobenzene-d4	12.25	152	71905	50.00	ppb		0.00
System Monitoring Compounds							
40) dibromofluoromethane (s)	5.31	113	84952	60.32	ppb		0.00
Spiked Amount 50.000	Range 70 - 130		Recovery = 120.64%				
60) toluene-d8 (s)	7.98	98	288779	59.15	ppb		0.00
Spiked Amount 50.000	Range 70 - 130		Recovery = 118.30%				
82) bromofluorobenzene (s)	10.95	95	99164	59.34	ppb		0.00
Spiked Amount 50.000	Range 70 - 130		Recovery = 118.68%				
Target Compounds							Qvalue
2) tertiary butyl alcohol	3.19	59	45914	528.40	ppb		89
3) Ethanol	2.50	45	66688	7029.52	ppb	#	100
5) dichlorodifluoromethane	1.62	85	72803	74.45	ppb		92
6) chloromethane	1.85	50	90358	65.77	ppb		91
7) vinyl chloride	1.91	62	60005	62.95	ppb		99
8) bromomethane	2.28	96	35795	57.56	ppb		88
9) chloroethane	2.34	64	31839	60.90	ppb		83
10) ethyl ether	2.83	59	55979	50.26	ppb		92
11) acetonitrile	3.47	41	100329	48.85	ppb		94
12) trichlorofluoromethane	2.59	101	95479	64.21	ppb		89
13) freon-113	2.97	101	68831	66.66	ppb		91
14) acrolein	1.86	56	58729	301.19	ppb		90
15) 1,1-dichloroethene	3.13	96	55605	62.00	ppb		96
16) acetone	2.99	43	18244	40.31	ppb		89
17) Methyl Acetate	3.42	43	70412	56.95	ppb	#	98
18) methylene chloride	3.57	84	62522	52.41	ppb		97
19) methyl tert butyl ether	3.70	73	29131	29.69	ppb		98
20) acrylonitrile	3.68	53	26000	47.99	ppb		82
21) allyl chloride	3.49	41	116814	54.12	ppb		94
22) trans-1,2-dichloroethene	3.86	96	60680	55.17	ppb		90
23) iodomethane	3.42	142	81167	45.83	ppb		100
24) carbon disulfide	3.61	76	140460	38.80	ppb		99
25) propionitrile	4.79	54	9946	48.99	ppb		100
26) vinyl acetate	3.42	43	70412	57.87	ppb		100
27) chloroprene	4.39	53	99040	52.01	ppb		94
28) di-isopropyl ether	4.18	45	232692	52.14	ppb		90
29) methacrylonitrile	5.00	41	62567	52.52	ppb		81
30) 2-butanone	4.70	72	6858m	49.85	ppb		
31) Ethyl Acetate	4.15	TIC	446257	52.66	ug/L	#	100
32) Hexane	3.93	41	71488	58.59	ppb		79
33) 1,1-dichloroethane	6.85	63	71375	49.46	ppb		98
34) tert-butyl ethyl ether	4.56	59	13077	24.57	ppb		84
35) isobutyl alcohol	4.91	43	74213	326.02	ppb		92
36) 2,2-dichloropropane	4.87	77	75736	50.30	ppb		88
37) cis-1,2-dichloroethene	4.91	96	66578	51.25	ppb		92

(#) = qualifier out of range (m) = manual integration
G116997.D G120507T.M Fri May 11 13:00:05 2012 Page 1

Quantitation Report (QT Reviewed)

Data File : C:\HPCHEM\1\DATA\120510\G116997.D Vial: 22
Acq On : 10 May 2012 7:33 pm Operator: alit
Sample : mc10370-14ms Inst : GCMS G
Misc : MS25816,MSG4691,,,,5,5 Multiplr: 1.00
MS Integration Params: RTEINT.P
Quant Time: May 11 12:59 2012 Quant Results File: G120507T.RES

Quant Method : C:\HPCHEM\1\METHODS\G120507T.M (RTE Integrator)
Title : SW-846 Method 8260
Last Update : Tue May 08 11:43:14 2012
Response via : Initial Calibration
DataAcq Meth : G8260I

	Compound	R.T.	QIon	Response	Conc	Unit		Qvalue
38)	bromochloromethane	5.25	128	32237	51.59	ppb		98
39)	chloroform	7.11	83	91662	55.51	ppb		99
41)	Tetrahydrofuran	5.28	42	19763	48.22	ppb		82
42)	1,1,1-trichloroethane	8.42	97	59360	52.85	ppb		91
44)	Cyclohexane	5.55	56	123249	57.52	ppb		94
45)	carbon tetrachloride	5.80	117	80849	51.01	ppb		95
46)	1,1-dichloropropene	8.25	75	101082	52.08	ppb		96
47)	benzene	5.99	78	259824	56.36	ppb		99
48)	1,2-dichloroethane	5.96	62	98983	56.75	ppb		96
50)	heptane	5.88	43	101878	55.19	ppb		81
51)	trichloroethene	6.66	95	69326	55.49	ppb		96
52)	1,2-dichloropropane	6.85	63	71375	54.55	ppb		99
53)	dibromomethane	7.17	93	44573	56.19	ppb		90
54)	bromodichloromethane	7.11	83	91662	56.81	ppb		98
55)	Methylcyclohexane	6.74	83	111309	58.33	ppb		89
56)	2-chloroethyl vinyl ether	6.85	63	71375	52.60	ppb	#	99
57)	methyl methacrylate	6.90	69	43285	47.44	ppb		99
58)	1,4-dioxane	4.38	88	47365	250.93	ppb		100
59)	cis-1,3-dichloropropene	8.25	75	101082	52.14	ppb		99
61)	4-methyl-2-pentanone	7.47	43	69057	49.64	ppb		93
62)	toluene	8.07	92	147190	53.86	ppb		96
63)	trans-1,3-dichloropropene	8.25	75	101082	52.14	ppb		99
64)	1,1,2-trichloroethane	10.86	83	77097	53.21	ppb		95
65)	ethyl methacrylate	8.23	69	79143	51.29	ppb		97
67)	tetrachloroethene	8.78	166	62001	57.18	ppb		93
68)	1,3-dichloropropane	8.70	76	104932	55.82	ppb		91
69)	dibromochloromethane	8.99	129	66277	54.91	ppb		90
70)	1,2-dibromoethane	9.22	107	66268	55.67	ppb		94
71)	2-hexanone	8.42	43	44256	55.19	ppb		99
72)	chlorobenzene	9.67	112	161789	60.56	ppb		96
73)	1,1,1,2-tetrachloroethane	9.71	131	60120	52.06	ppb		99
74)	ethylbenzene	9.73	91	241414	55.37	ppb		99
75)	m,p-xylene	9.81	106	179827	113.47	ppb		99
76)	o-xylene	10.29	106	87978	58.30	ppb		95
77)	styrene	10.32	104	134024	53.37	ppb		94
78)	bromoform	10.70	173	40104	48.67	ppb		89
79)	trans-1,4-dichloro-2-buten	10.73	53	17076	55.58	ppb		91
81)	isopropylbenzene	10.68	105	203512	60.18	ppb		93
83)	bromobenzene	11.17	156	59340	53.18	ppb		91
84)	1,1,2,2-tetrachloroethane	10.86	83	77097	55.63	ppb		95
85)	1,2,3-trichloropropane	11.03	75	60261	56.28	ppb		96
86)	n-propylbenzene	11.12	91	209719	56.74	ppb		99
87)	2-chlorotoluene	11.31	91	165904m	55.24	ppb		
88)	4-chlorotoluene	11.36	91	155118m	61.51	ppb		
89)	1,3,5-trimethylbenzene	10.68	105	203512	60.18	ppb		93
90)	tert-butylbenzene	11.68	91	104363	57.65	ppb		93
91)	1,2,4-trimethylbenzene	11.29	105	168766	52.62	ppb		95
92)	sec-butylbenzene	11.91	105	178144	57.46	ppb		97
93)	1,3-dichlorobenzene	12.17	146	89109	59.42	ppb		94

(#) = qualifier out of range (m) = manual integration

Quantitation Report (QT Reviewed)

Data File : C:\HPCHEM\1\DATA\120510\G116997.D Vial: 22
Acq On : 10 May 2012 7:33 pm Operator: alit
Sample : mc10370-14ms Inst : GCMS G
Misc : MS25816,MSG4691,,,,5,5 Multiplr: 1.00
MS Integration Params: RTEINT.P
Quant Time: May 11 12:59 2012 Quant Results File: G120507T.RES

Quant Method : C:\HPCHEM\1\METHODS\G120507T.M (RTE Integrator)
Title : SW-846 Method 8260
Last Update : Tue May 08 11:43:14 2012
Response via : Initial Calibration
DataAcq Meth : G8260I

	Compound	R.T.	QIon	Response	Conc	Unit	Qvalue
94)	p-isopropyltoluene	12.06	119	131048	55.03	ppb	99
95)	1,4-dichlorobenzene	12.28	146	88161	53.59	ppb	97
96)	1,2-dichlorobenzene	12.69	146	86056	57.99	ppb	95
97)	n-butylbenzene	12.51	91	122018	54.20	ppb	99
98)	1,2-dibromo-3-chloropropan	13.55	75	10973	57.06	ppb	88
99)	1,3,5-trichlorobenzene	13.81	180	55363	54.66	ug/L	95
100)	1,2,4-trichlorobenzene	14.51	180	44531	45.86	ppb	99
101)	hexachlorobutadiene	14.66	225	25447	57.48	ppb	99
102)	naphthalene	14.80	128	103657	45.44	ppb	100
103)	2-Methylnaphthalene	15.98	142	12892	14.55	ug/L	97
104)	1-Methylnaphthalene	15.98	142	12892	14.86	ug/L	97
105)	1,2,3-trichlorobenzene	15.07	180	39486	43.31	ppb	99

(#) = qualifier out of range (m) = manual integration
G116997.D G120507T.M Fri May 11 13:00:06 2012 Page 3

Quantitation Report

Data File : C:\HPCHEM\1\DATA\120510\G116997.D Vial: 22
Acq On : 10 May 2012 7:33 pm Operator: alit
Sample : mc10370-14ms Inst : GCMS G
Misc : MS25816,MSG4691,,,,5,5 Multiplr: 1.00
MS Integration Params: RTEINT.P
Quant Time: May 11 12:59 2012 Quant Results File: G120507T.RES

Method : C:\HPCHEM\1\METHODS\G120507T.M (RTE Integrator)
Title : SW-846 Method 8260
Last Update : Tue May 08 11:43:14 2012
Response via : Initial Calibration

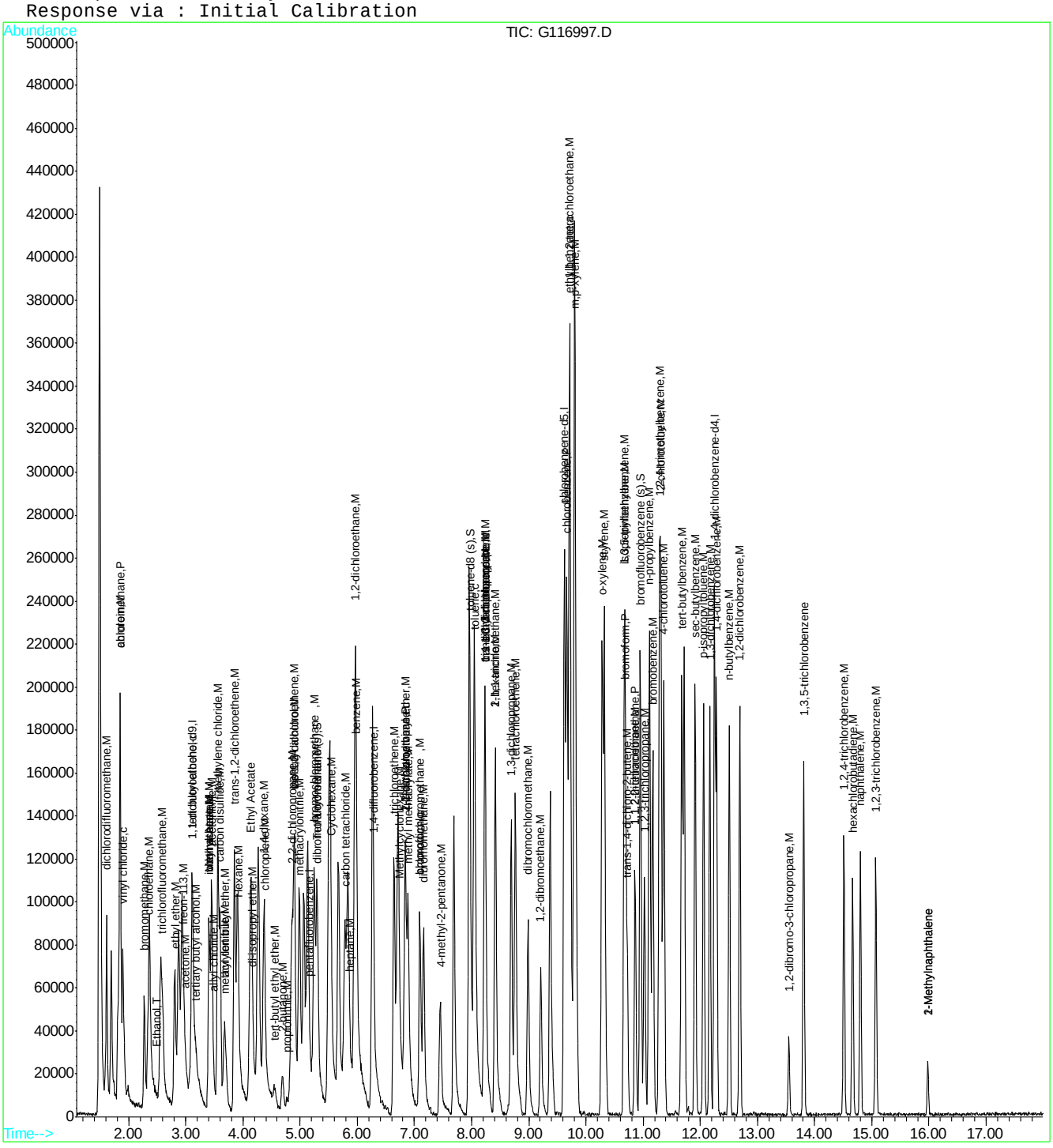

Quantitation Report (Qedit)

Data File : C:\HPCHEM\1\DATA\120510\G116997.D Vial: 22
Acq On : 10 May 2012 7:33 pm Operator: alit
Sample : mc10370-14ms Inst : GCMS G
Misc : MS25816,MSG4691,,,,5,5 Multiplr: 1.00
MS Integration Params: RTEINT.P
Quant Time: May 11 10:25 2012 Quant Results File: temp.res

Method : C:\HPCHEM\1\METHODS\G120507T.M (RTE Integrator)
Title : SW-846 Method 8260
Last Update : Tue May 08 11:43:14 2012
Response via : Multiple Level Calibration

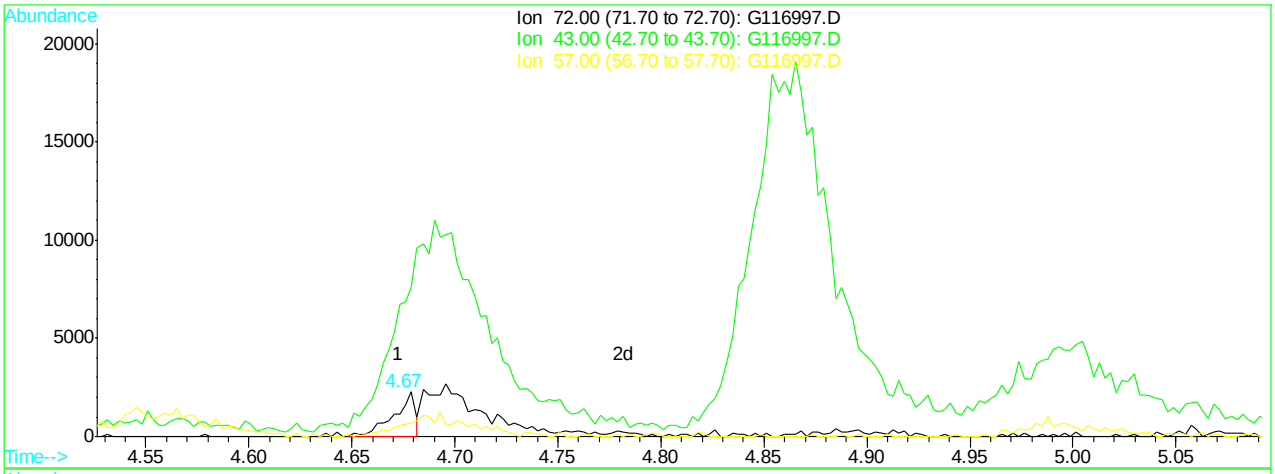

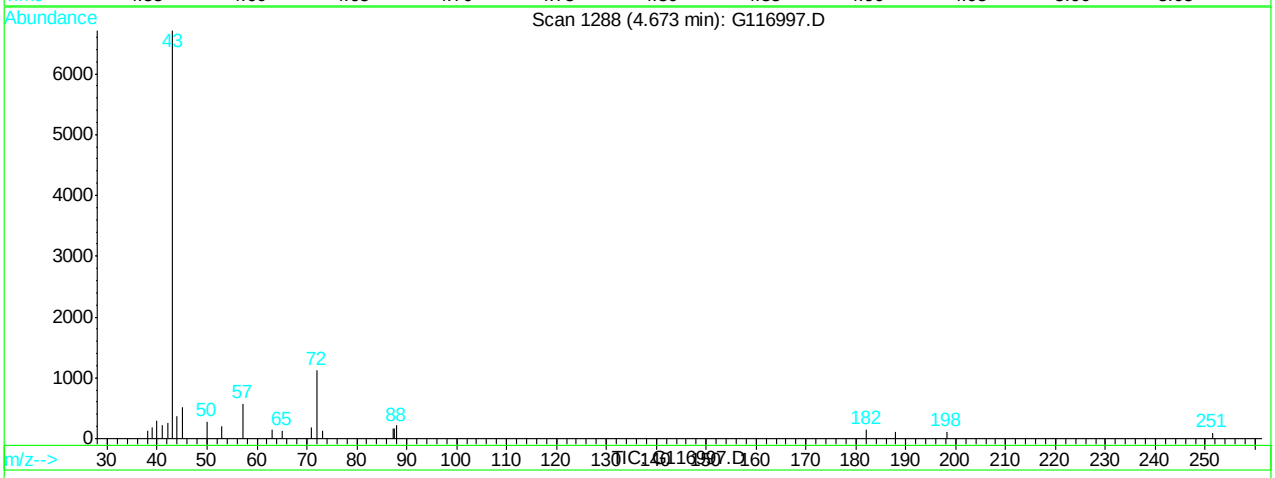

(30) 2-butanone (M)

4.67min 12.19ppb

response 1677

Ion	Exp%	Act%
72.00	100	100
43.00	385.20	556.70#
57.00	26.20	39.22
0.00	0.00	0.00

G116997.D G120507T.M Fri May 11 12:58:38 2012

Quantitation Report (Qedit)

Data File : C:\HPCHEM\1\DATA\120510\G116997.D Vial: 22
Acq On : 10 May 2012 7:33 pm Operator: alit
Sample : mc10370-14ms Inst : GCMS G
Misc : MS25816,MSG4691,,,,5,5 Multiplr: 1.00
MS Integration Params: RTEINT.P
Quant Time: May 11 12:58 2012 Quant Results File: temp.res

Method : C:\HPCHEM\1\METHODS\G120507T.M (RTE Integrator)
Title : SW-846 Method 8260
Last Update : Tue May 08 11:43:14 2012
Response via : Multiple Level Calibration

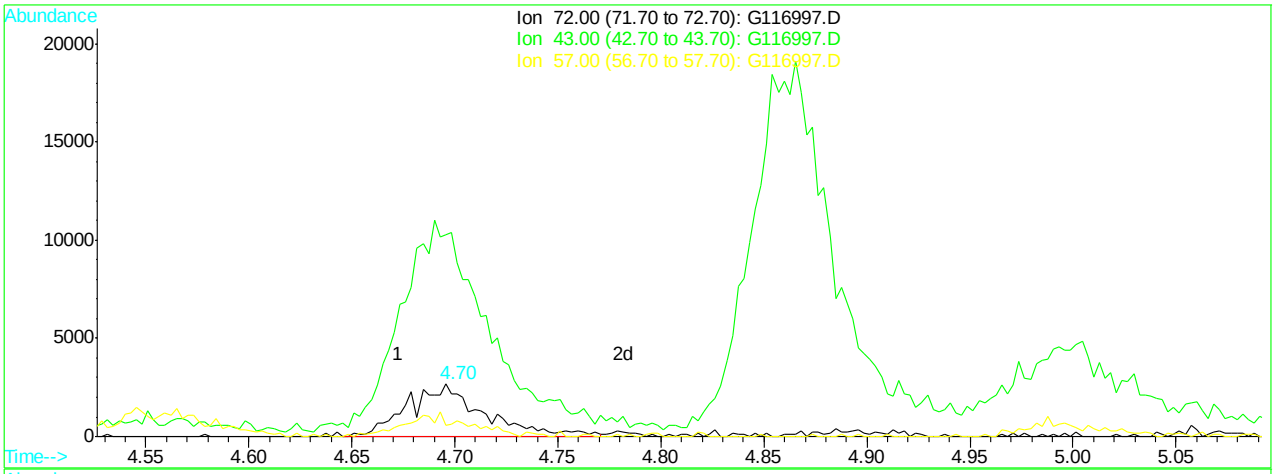

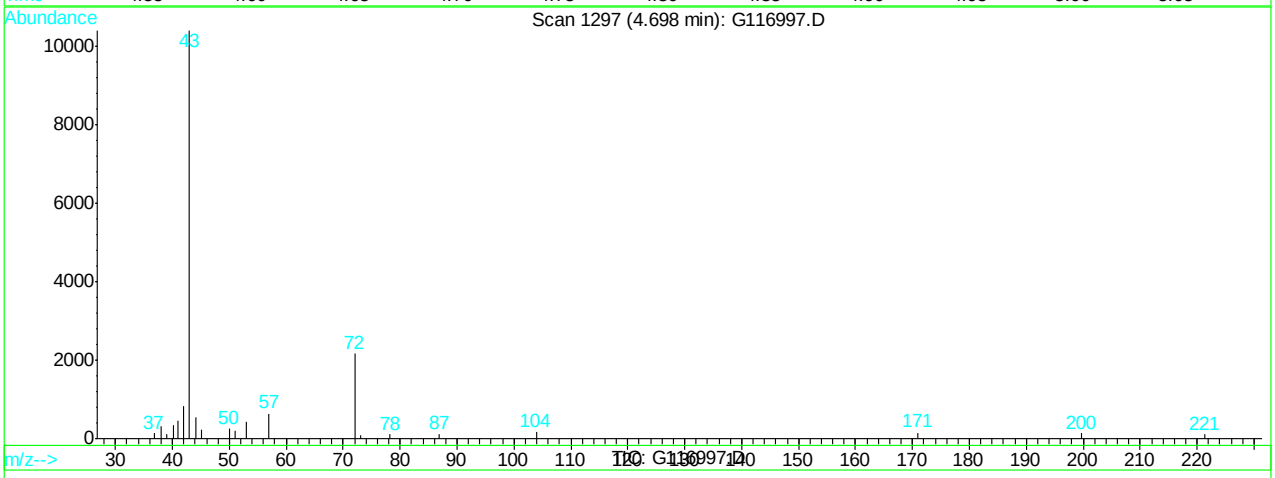

(30) 2-butanone (M)

4.70min 49.85ppb

response 6858

Ion	Exp%	Act%
72.00	100	100
43.00	385.20	481.06#
57.00	26.20	29.55
0.00	0.00	0.00

G116997.D G120507T.M Fri May 11 12:58:43 2012

Quantitation Report (Qedit)

Data File : C:\HPCHEM\1\DATA\120510\G116997.D Vial: 22
Acq On : 10 May 2012 7:33 pm Operator: alit
Sample : mc10370-14ms Inst : GCMS G
Misc : MS25816,MSG4691,,,,5,5 Multiplr: 1.00
MS Integration Params: RTEINT.P
Quant Time: May 11 12:58 2012 Quant Results File: temp.res

Method : C:\HPCHEM\1\METHODS\G120507T.M (RTE Integrator)
Title : SW-846 Method 8260
Last Update : Tue May 08 11:43:14 2012
Response via : Multiple Level Calibration

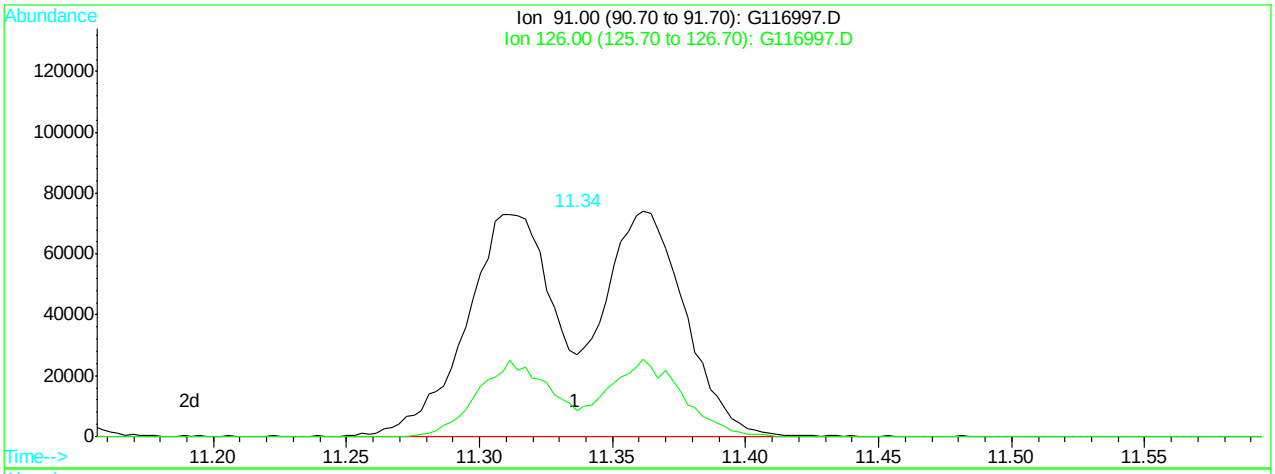

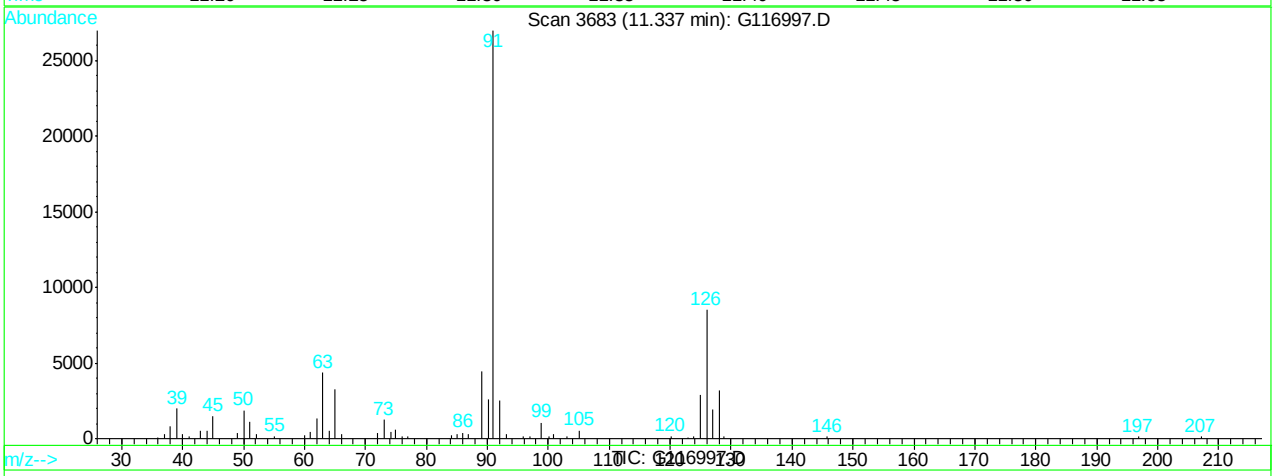

(87) 2-chlorotoluene (M)

11.34min 107.06ppb

response 321522

Ion	Exp%	Act%
91.00	100	100
126.00	28.30	31.48
0.00	0.00	0.00
0.00	0.00	0.00

G116997.D G120507T.M Fri May 11 12:59:22 2012

Quantitation Report (Qedit)

Data File : C:\HPCHEM\1\DATA\120510\G116997.D Vial: 22
Acq On : 10 May 2012 7:33 pm Operator: alit
Sample : mc10370-14ms Inst : GCMS G
Misc : MS25816,MSG4691,,,,5,5 Multiplr: 1.00
MS Integration Params: RTEINT.P
Quant Time: May 11 12:59 2012 Quant Results File: temp.res

Method : C:\HPCHEM\1\METHODS\G120507T.M (RTE Integrator)
Title : SW-846 Method 8260
Last Update : Tue May 08 11:43:14 2012
Response via : Multiple Level Calibration

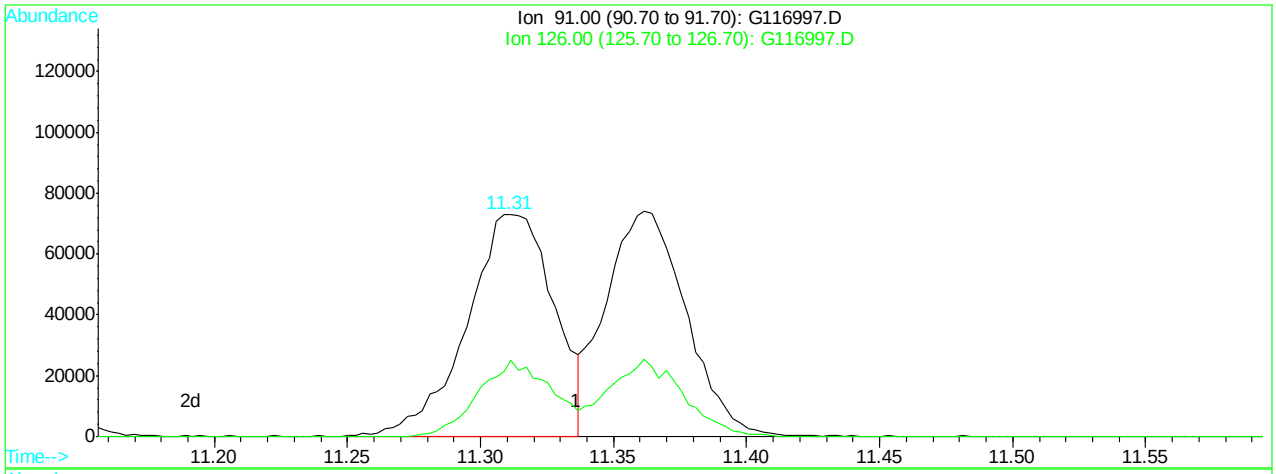

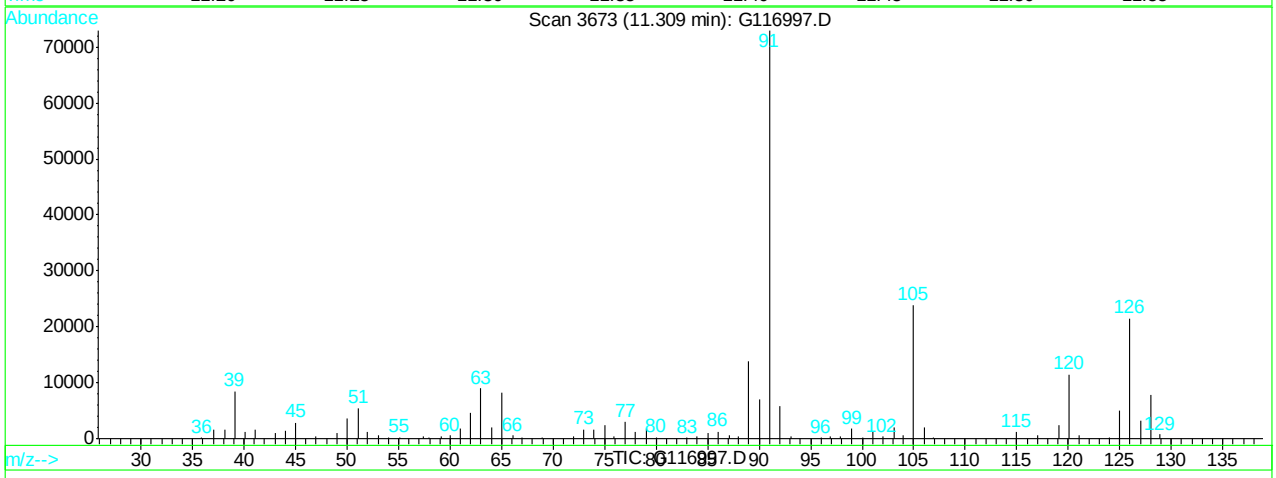

(87) 2-chlorotoluene (M)

11.31min 55.24ppb m

response 165904

Ion	Exp%	Act%
91.00	100	100
126.00	28.30	29.49
0.00	0.00	0.00
0.00	0.00	0.00

G116997.D G120507T.M Fri May 11 12:59:28 2012

Quantitation Report (Qedit)

Data File : C:\HPCHEM\1\DATA\120510\G116997.D Vial: 22
Acq On : 10 May 2012 7:33 pm Operator: alit
Sample : mc10370-14ms Inst : GCMS G
Misc : MS25816,MSG4691,,,,5,5 Multiplr: 1.00
MS Integration Params: RTEINT.P
Quant Time: May 11 12:59 2012 Quant Results File: temp.res

Method : C:\HPCHEM\1\METHODS\G120507T.M (RTE Integrator)
Title : SW-846 Method 8260
Last Update : Tue May 08 11:43:14 2012
Response via : Multiple Level Calibration

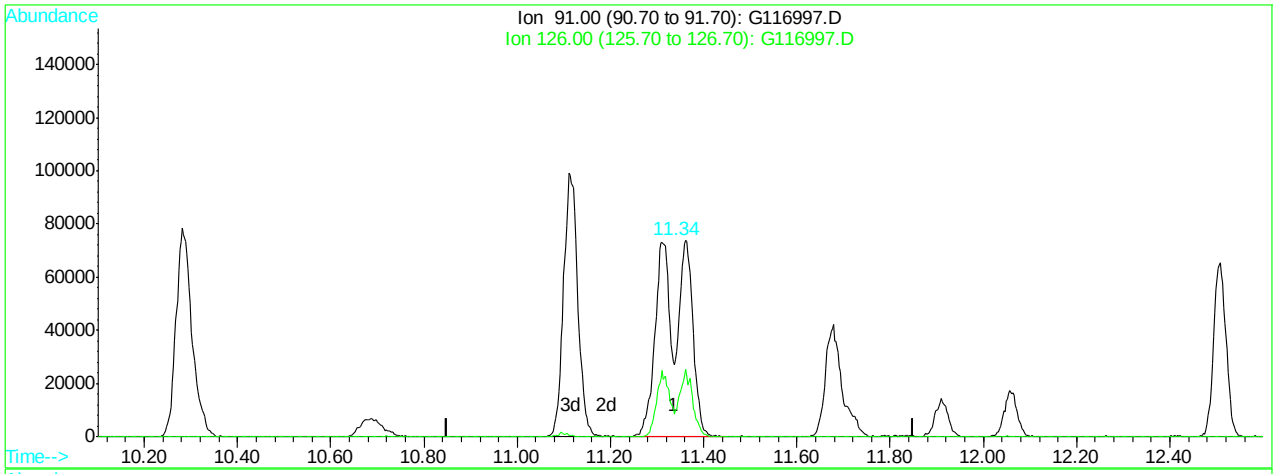

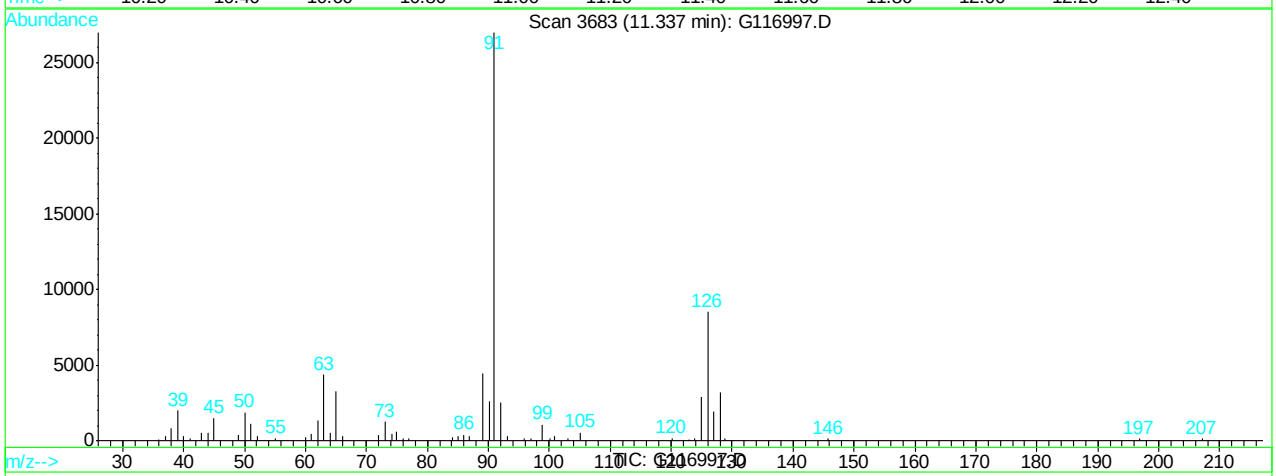

(88) 4-chlorotoluene (M)

11.34min 127.50ppb

response 321522

Ion	Exp%	Act%
91.00	100	100
126.00	34.10	31.48
0.00	0.00	0.00
0.00	0.00	0.00

G116997.D G120507T.M Fri May 11 12:59:31 2012

Quantitation Report (Qedit)

Data File : C:\HPCHEM\1\DATA\120510\G116997.D Vial: 22
Acq On : 10 May 2012 7:33 pm Operator: alit
Sample : mc10370-14ms Inst : GCMS G
Misc : MS25816,MSG4691,,,,5,5 Multiplr: 1.00
MS Integration Params: RTEINT.P
Quant Time: May 11 12:59 2012 Quant Results File: temp.res

Method : C:\HPCHEM\1\METHODS\G120507T.M (RTE Integrator)
Title : SW-846 Method 8260
Last Update : Tue May 08 11:43:14 2012
Response via : Multiple Level Calibration

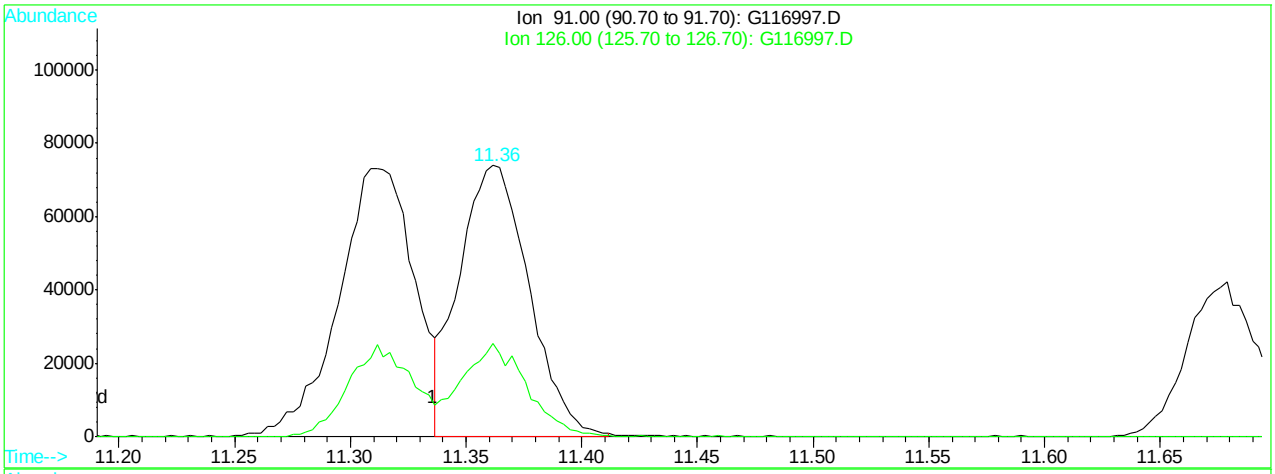

(88) 4-chlorotoluene (M)

11.36min 61.51ppb m

response 155118

Ion	Exp%	Act%
91.00	100	100
126.00	34.10	34.18
0.00	0.00	0.00
0.00	0.00	0.00

G116997.D G120507T.M Fri May 11 12:59:37 2012

Manual Integrations APPROVED (compounds with "m" flag)
Dana Tyron 05/11/12 18:35

Quantitation Report (QT Reviewed)

Data File : C:\HPCHEM\1\DATA\120510\G116998.D Vial: 23
Acq On : 10 May 2012 8:02 pm Operator: alit
Sample : mc10370-14msd Inst : GCMS G
Misc : MS25816,MSG4691,,,,5,5 Multiplr: 1.00
MS Integration Params: RTEINT.P
Quant Time: May 11 13:27 2012 Quant Results File: G120507T.RES

Quant Method : C:\HPCHEM\1\METHODS\G120507T.M (RTE Integrator)
Title : SW-846 Method 8260
Last Update : Tue May 08 11:43:14 2012
Response via : Initial Calibration
DataAcq Meth : G8260I

Internal Standards	R.T.	QIon	Response	Conc	Units		Dev(Min)
1) tert butyl alcohol-d9	3.12	65	31218	500.00	ppb		0.00
4) pentafluorobenzene	5.17	168	152073	50.00	ppb		0.00
43) 1,4-difluorobenzene	6.30	114	263354	50.00	ppb		0.00
66) chlorobenzene-d5	9.63	82	126136	50.00	ppb		0.00
80) 1,4-dichlorobenzene-d4	12.25	152	74541	50.00	ppb		0.00
System Monitoring Compounds							
40) dibromofluoromethane (s)	5.32	113	86115	63.16	ppb		0.00
Spiked Amount 50.000	Range 70 - 130		Recovery = 126.32%				
60) toluene-d8 (s)	7.98	98	292704	59.77	ppb		0.00
Spiked Amount 50.000	Range 70 - 130		Recovery = 119.54%				
82) bromofluorobenzene (s)	10.95	95	99944	57.69	ppb		0.00
Spiked Amount 50.000	Range 70 - 130		Recovery = 115.38%				
Target Compounds							Qvalue
2) tertiary butyl alcohol	3.19	59	53167	563.11	ppb		85
3) Ethanol	2.49	45	79776	7740.36	ppb	#	100
5) dichlorodifluoromethane	1.62	85	77982	82.24	ppb		96
6) chloromethane	1.84	50	99413	74.75	ppb		94
7) vinyl chloride	1.91	62	64625	70.03	ppb		89
8) bromomethane	2.28	96	38574	64.08	ppb		100
9) chloroethane	2.34	64	33493	66.17	ppb		99
10) ethyl ether	2.83	59	59926	55.57	ppb		86
11) acetonitrile	3.47	41	110472	55.56	ppb		95
12) trichlorofluoromethane	2.59	101	101611	70.58	ppb		87
13) freon-113	2.96	101	64333	64.36	ppb		98
14) acrolein	1.86	56	65935	349.28	ppb		94
15) 1,1-dichloroethene	3.13	96	62082	71.51	ppb		95
16) acetone	3.05	43	36269	82.78	ppb		82
17) Methyl Acetate	3.42	43	78282	65.40	ppb		99
18) methylene chloride	3.57	84	66899	57.93	ppb		99
19) methyl tert butyl ether	3.70	73	29977	31.56	ppb		96
20) acrylonitrile	3.68	53	27570	52.57	ppb		82
21) allyl chloride	3.47	41	116268	55.65	ppb		100
22) trans-1,2-dichloroethene	3.86	96	67453	63.34	ppb		91
23) iodomethane	3.42	142	86127	50.23	ppb		95
24) carbon disulfide	3.61	76	157205	44.85	ppb		97
25) propionitrile	4.79	54	11107	56.51	ppb		100
26) vinyl acetate	3.42	43	78282	66.46	ppb		100
27) chloroprene	4.39	53	107407	58.26	ppb		97
28) di-isopropyl ether	4.16	45	233800	54.11	ppb		95
29) methacrylonitrile	5.00	41	65067	56.42	ppb		98
30) 2-butanone	4.70	72	7108	53.37	ppb		94
31) Ethyl Acetate	4.14	TIC	422680m	51.52	ug/L		
32) Hexane	3.93	41	76308	64.60	ppb	#	86
33) 1,1-dichloroethane	6.86	63	80963	57.98	ppb		94
34) tert-butyl ethyl ether	4.56	59	13292	25.79	ppb		69
35) isobutyl alcohol	4.87	43	55276	250.83	ppb		76
36) 2,2-dichloropropane	4.86	77	79608	54.61	ppb		96
37) cis-1,2-dichloroethene	4.91	96	73694	58.60	ppb		93

(#) = qualifier out of range (m) = manual integration
G116998.D G120507T.M Fri May 11 13:28:16 2012 Page 1

Quantitation Report (QT Reviewed)

Data File : C:\HPCHEM\1\DATA\120510\G116998.D Vial: 23
Acq On : 10 May 2012 8:02 pm Operator: alit
Sample : mc10370-14msd Inst : GCMS G
Misc : MS25816,MSG4691,,,,5,5 Multiplr: 1.00
MS Integration Params: RTEINT.P
Quant Time: May 11 13:27 2012 Quant Results File: G120507T.RES

Quant Method : C:\HPCHEM\1\METHODS\G120507T.M (RTE Integrator)
Title : SW-846 Method 8260
Last Update : Tue May 08 11:43:14 2012
Response via : Initial Calibration
DataAcq Meth : G8260I

	Compound	R.T.	QIon	Response	Conc	Unit		Qvalue
38)	bromochloromethane	5.25	128	34734	57.42	ppb		90
39)	chloroform	7.11	83	100139	62.64	ppb		93
41)	Tetrahydrofuran	5.28	42	21284	53.64	ppb		90
42)	1,1,1-trichloroethane	8.42	97	65123	59.89	ppb		90
44)	Cyclohexane	5.55	56	131205	61.04	ppb		96
45)	carbon tetrachloride	5.80	117	87946	55.26	ppb		93
46)	1,1-dichloropropene	8.25	75	108272	55.63	ppb		97
47)	benzene	6.00	78	291406	63.01	ppb		93
48)	1,2-dichloroethane	5.96	62	106181	60.68	ppb		99
50)	heptane	5.89	43	113240	61.15	ppb		75
51)	trichloroethene	6.66	95	74275	59.27	ppb		91
52)	1,2-dichloropropane	6.86	63	80963	61.68	ppb		96
53)	dibromomethane	7.17	93	48107	60.45	ppb		90
54)	bromodichloromethane	7.11	83	100139	61.87	ppb		93
55)	Methylcyclohexane	6.74	83	123288	64.41	ppb		88
56)	2-chloroethyl vinyl ether	6.86	63	80963	59.47	ppb	#	99
57)	methyl methacrylate	6.90	69	47451	51.83	ppb		96
58)	1,4-dioxane	4.39	88	53207	280.98	ppb		100
59)	cis-1,3-dichloropropene	8.25	75	108272	55.68	ppb		98
61)	4-methyl-2-pentanone	7.47	43	75208	53.76	ppb		96
62)	toluene	8.07	92	162535	59.28	ppb		98
63)	trans-1,3-dichloropropene	8.25	75	108272	55.68	ppb		98
64)	1,1,2-trichloroethane	10.86	83	83948	57.76	ppb		94
65)	ethyl methacrylate	8.23	69	85469	55.22	ppb		94
67)	tetrachloroethene	8.78	166	67351	60.01	ppb		96
68)	1,3-dichloropropane	8.70	76	115498	59.36	ppb		100
69)	dibromochloromethane	8.99	129	73470	59.05	ppb		91
70)	1,2-dibromoethane	9.22	107	71489	58.01	ppb		97
71)	2-hexanone	8.42	43	47264	56.94	ppb		100
72)	chlorobenzene	9.67	112	179078	64.76	ppb		99
73)	1,1,1,2-tetrachloroethane	9.71	131	66978	56.12	ppb		97
74)	ethylbenzene	9.73	91	267269	59.22	ppb		97
75)	m,p-xylene	9.81	106	196538	119.81	ppb		91
76)	o-xylene	10.29	106	95695	61.26	ppb		95
77)	styrene	10.32	104	150835	58.02	ppb		100
78)	bromoform	10.70	173	44456	52.44	ppb		88
79)	trans-1,4-dichloro-2-buten	10.73	53	17853	56.04	ppb		92
81)	isopropylbenzene	10.68	105	224350	64.00	ppb		100
83)	bromobenzene	11.17	156	65929	56.99	ppb		97
84)	1,1,2,2-tetrachloroethane	10.86	83	83948	58.43	ppb		94
85)	1,2,3-trichloropropane	11.03	75	66325	59.75	ppb		86
86)	n-propylbenzene	11.12	91	231342	60.38	ppb		99
87)	2-chlorotoluene	11.31	91	184726m	59.33	ppb		
88)	4-chlorotoluene	11.36	91	172551m	66.01	ppb		
89)	1,3,5-trimethylbenzene	10.68	105	224350	64.00	ppb		100
90)	tert-butylbenzene	11.68	91	117124	62.41	ppb		99
91)	1,2,4-trimethylbenzene	11.29	105	188280	56.63	ppb		96
92)	sec-butylbenzene	11.91	105	195748	60.91	ppb		99
93)	1,3-dichlorobenzene	12.17	146	98694	63.48	ppb		95

(#) = qualifier out of range (m) = manual integration

Quantitation Report (QT Reviewed)

Data File : C:\HPCHEM\1\DATA\120510\G116998.D Vial: 23
Acq On : 10 May 2012 8:02 pm Operator: alit
Sample : mc10370-14msd Inst : GCMS G
Misc : MS25816,MSG4691,,,,5,5 Multiplr: 1.00
MS Integration Params: RTEINT.P
Quant Time: May 11 13:27 2012 Quant Results File: G120507T.RES

Quant Method : C:\HPCHEM\1\METHODS\G120507T.M (RTE Integrator)
Title : SW-846 Method 8260
Last Update : Tue May 08 11:43:14 2012
Response via : Initial Calibration
DataAcq Meth : G8260I

	Compound	R.T.	QIon	Response	Conc	Unit	Qvalue
94)	p-isopropyltoluene	12.06	119	143822	58.26	ppb	100
95)	1,4-dichlorobenzene	12.28	146	98439	57.72	ppb	97
96)	1,2-dichlorobenzene	12.69	146	96291	62.60	ppb	94
97)	n-butylbenzene	12.51	91	133793	57.33	ppb	98
98)	1,2-dibromo-3-chloropropan	13.55	75	11954	59.97	ppb	83
99)	1,3,5-trichlorobenzene	13.81	180	62300	59.33	ug/L	100
100)	1,2,4-trichlorobenzene	14.51	180	50754	51.18	ppb	97
101)	hexachlorobutadiene	14.67	225	27953	60.90	ppb	98
102)	naphthalene	14.80	128	117598	50.91	ppb	100
103)	2-Methylnaphthalene	15.98	142	16092	17.52	ug/L	91
104)	1-Methylnaphthalene	15.98	142	16092	17.55	ug/L	97
105)	1,2,3-trichlorobenzene	15.07	180	46350	48.98	ppb	91

(#) = qualifier out of range (m) = manual integration
G116998.D G120507T.M Fri May 11 13:28:18 2012 Page 3

Quantitation Report

Data File : C:\HPCHEM\1\DATA\120510\G116998.D Vial: 23
Acq On : 10 May 2012 8:02 pm Operator: alit
Sample : mc10370-14msd Inst : GCMS G
Misc : MS25816,MSG4691,,,,5,5 Multiplr: 1.00
MS Integration Params: RTEINT.P
Quant Time: May 11 13:27 2012 Quant Results File: G120507T.RES

Method : C:\HPCHEM\1\METHODS\G120507T.M (RTE Integrator)
Title : SW-846 Method 8260
Last Update : Tue May 08 11:43:14 2012
Response via : Initial Calibration

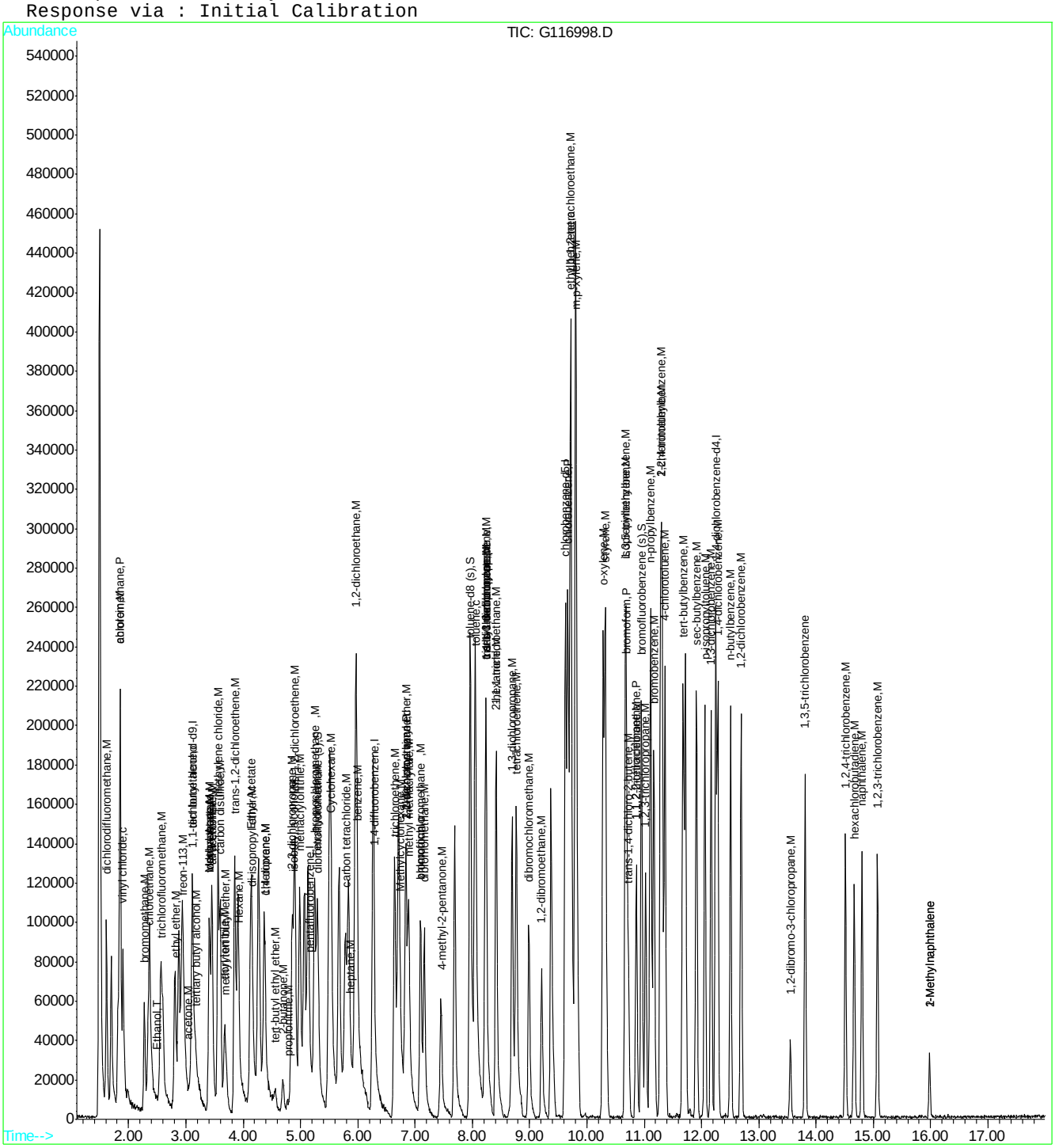

Quantitation Report (Qedit)

Data File : C:\HPCHEM\1\DATA\120510\G116998.D Vial: 23
Acq On : 10 May 2012 8:02 pm Operator: alit
Sample : mc10370-14msd Inst : GCMS G
Misc : MS25816,MSG4691,,,,5,5 Multiplr: 1.00
MS Integration Params: RTEINT.P
Quant Time: May 11 13:27 2012 Quant Results File: temp.res

Method : C:\HPCHEM\1\METHODS\G120507T.M (RTE Integrator)
Title : SW-846 Method 8260
Last Update : Tue May 08 11:43:14 2012
Response via : Multiple Level Calibration

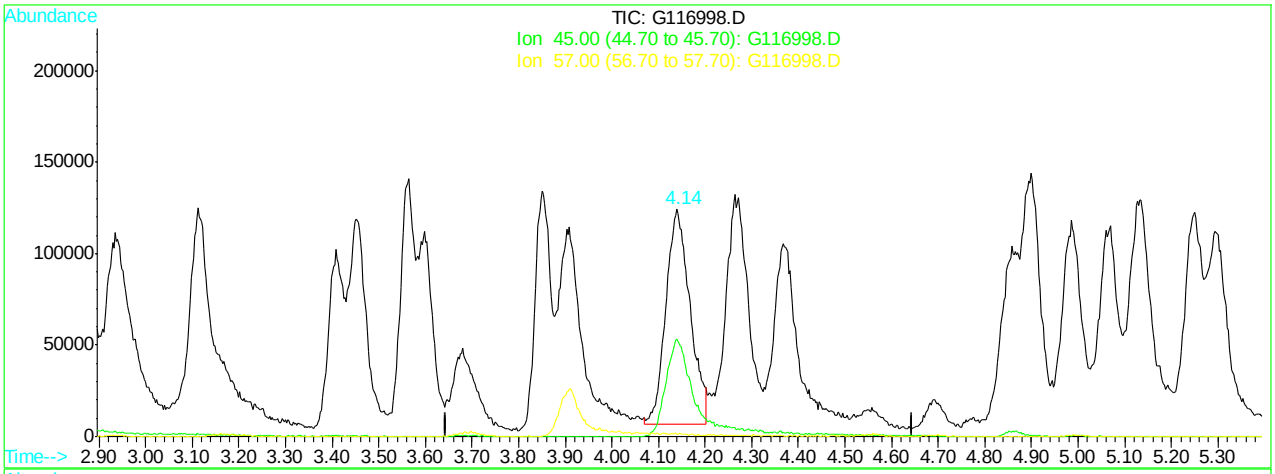

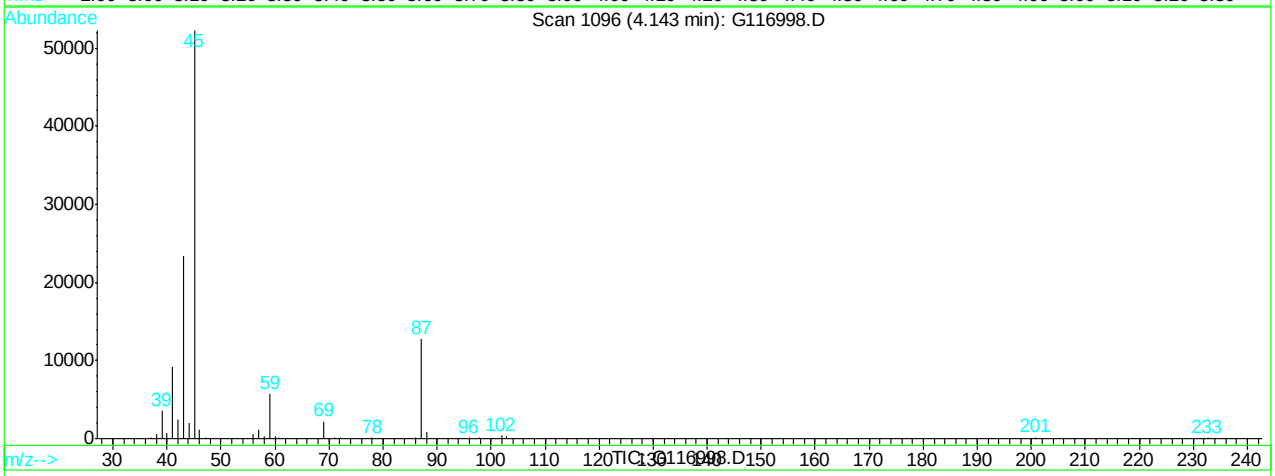

(31) Ethyl Acetate

4.14min 51.52ug/L m

response 422680

Ion	Exp%	Act%
TIC	100	100
45.00	0.00	0.00
57.00	0.00	0.00
0.00	0.00	0.00

G116998.D G120507T.M Fri May 11 13:27:09 2012

Quantitation Report (Qedit)

Data File : C:\HPCHEM\1\DATA\120510\G116998.D Vial: 23
Acq On : 10 May 2012 8:02 pm Operator: alit
Sample : mc10370-14msd Inst : GCMS G
Misc : MS25816,MSG4691,,,,5,5 Multiplr: 1.00
MS Integration Params: RTEINT.P
Quant Time: May 11 13:27 2012 Quant Results File: temp.res

Method : C:\HPCHEM\1\METHODS\G120507T.M (RTE Integrator)
Title : SW-846 Method 8260
Last Update : Tue May 08 11:43:14 2012
Response via : Multiple Level Calibration

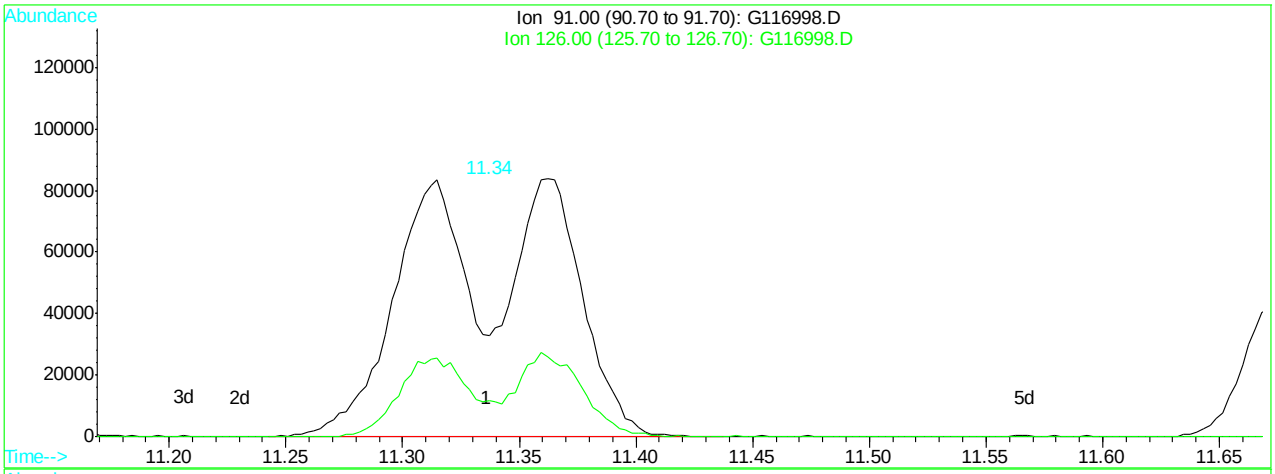

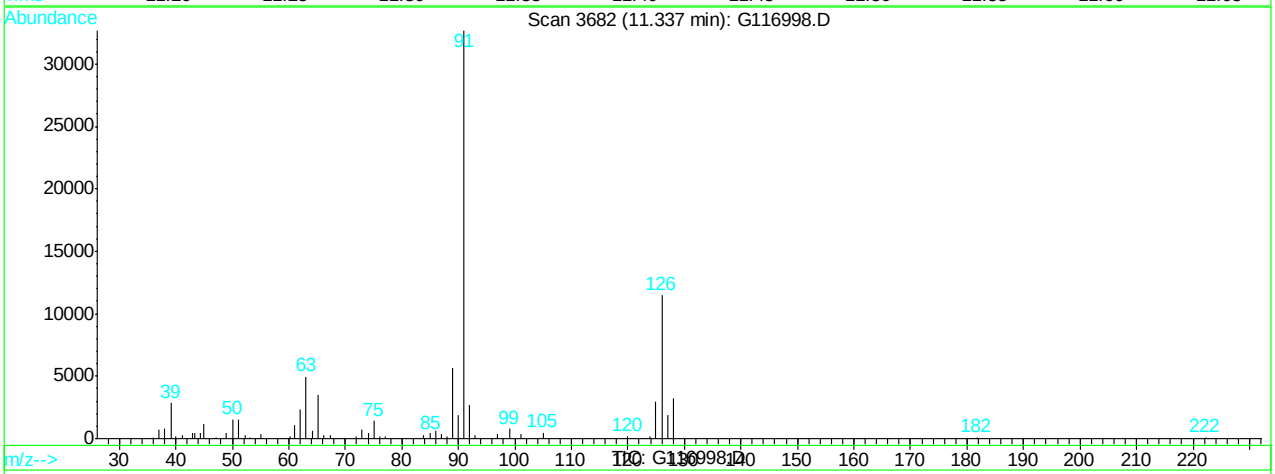

(87) 2-chlorotoluene (M)

11.34min 114.90ppb

response 357718

Ion	Exp%	Act%
91.00	100	100
126.00	28.30	35.27
0.00	0.00	0.00
0.00	0.00	0.00

G116998.D G120507T.M Fri May 11 13:27:42 2012

Quantitation Report (Qedit)

Data File : C:\HPCHEM\1\DATA\120510\G116998.D Vial: 23
Acq On : 10 May 2012 8:02 pm Operator: alit
Sample : mc10370-14msd Inst : GCMS G
Misc : MS25816,MSG4691,,,,5,5 Multiplr: 1.00
MS Integration Params: RTEINT.P
Quant Time: May 11 13:27 2012 Quant Results File: temp.res

Method : C:\HPCHEM\1\METHODS\G120507T.M (RTE Integrator)
Title : SW-846 Method 8260
Last Update : Tue May 08 11:43:14 2012
Response via : Multiple Level Calibration

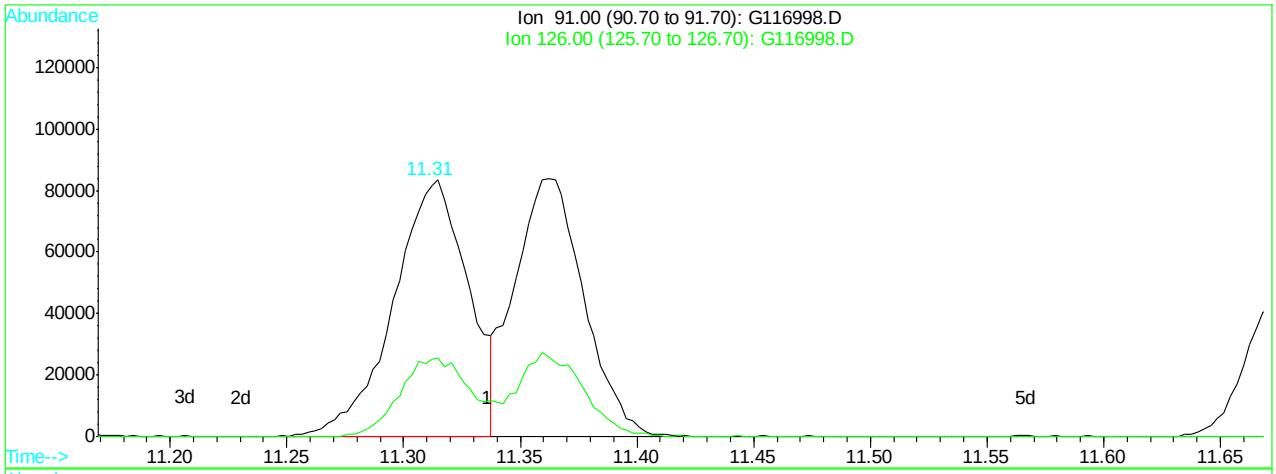

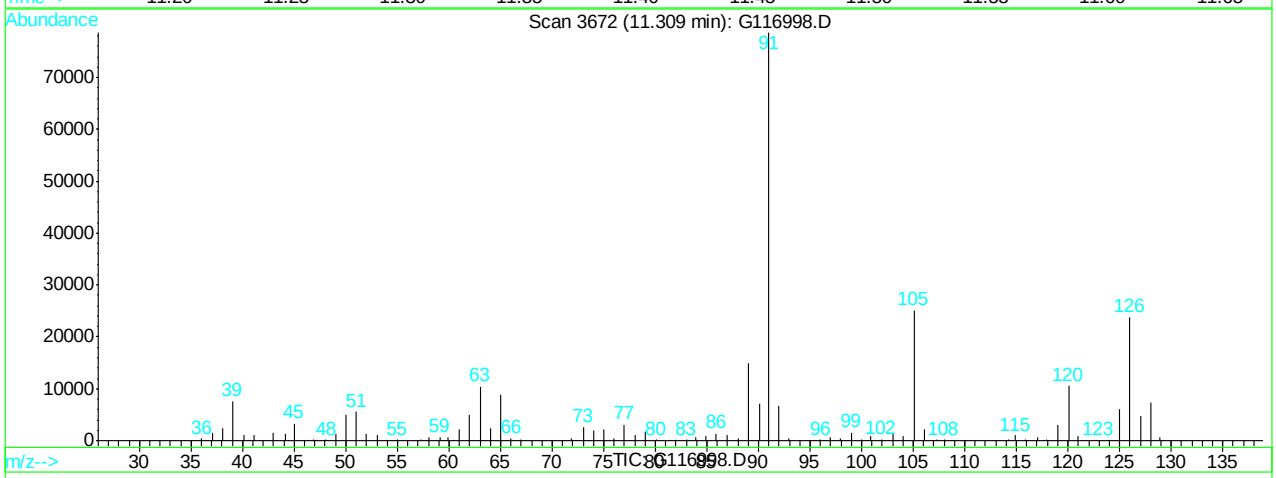

(87) 2-chlorotoluene (M)

11.31min 59.33ppb m

response 184726

Ion	Exp%	Act%
91.00	100	100
126.00	28.30	30.22
0.00	0.00	0.00
0.00	0.00	0.00

G116998.D G120507T.M Fri May 11 13:27:48 2012

Quantitation Report (Qedit)

Data File : C:\HPCHEM\1\DATA\120510\G116998.D Vial: 23
Acq On : 10 May 2012 8:02 pm Operator: alit
Sample : mc10370-14msd Inst : GCMS G
Misc : MS25816,MSG4691,,,,5,5 Multiplr: 1.00
MS Integration Params: RTEINT.P
Quant Time: May 11 13:27 2012 Quant Results File: temp.res

Method : C:\HPCHEM\1\METHODS\G120507T.M (RTE Integrator)
Title : SW-846 Method 8260
Last Update : Tue May 08 11:43:14 2012
Response via : Multiple Level Calibration

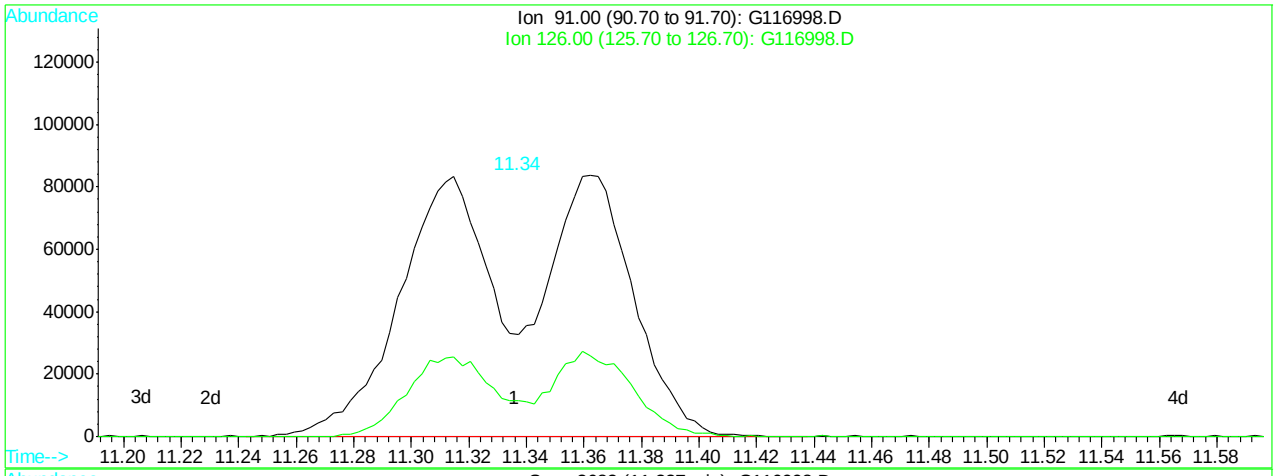

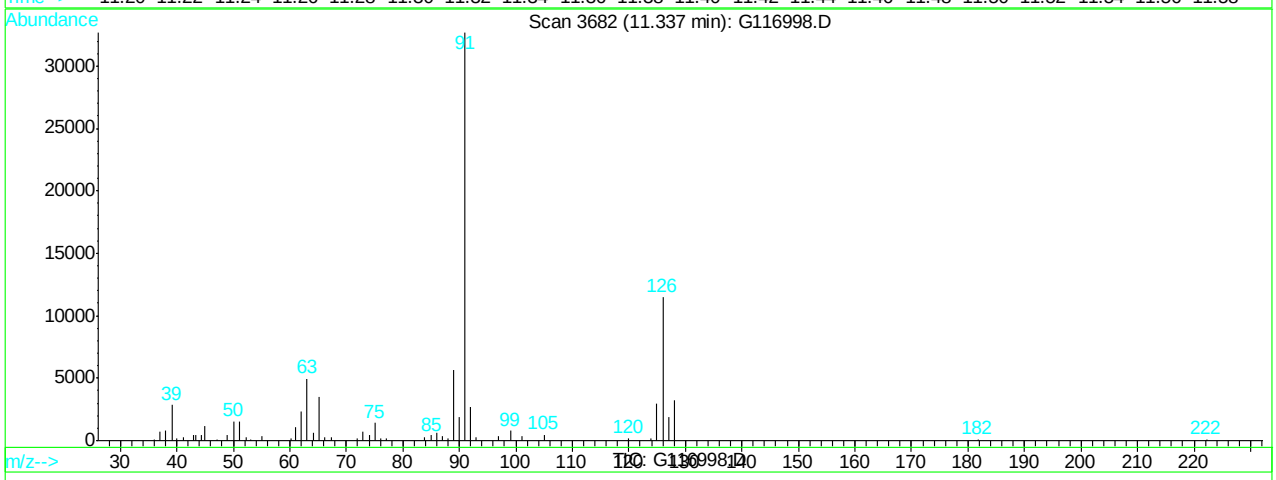

(88) 4-chlorotoluene (M)

11.34min 136.84ppb

response 357718

Ion	Exp%	Act%
91.00	100	100
126.00	34.10	35.27
0.00	0.00	0.00
0.00	0.00	0.00

G116998.D G120507T.M Fri May 11 13:27:52 2012

Quantitation Report (Qedit)

Data File : C:\HPCHEM\1\DATA\120510\G116998.D Vial: 23
Acq On : 10 May 2012 8:02 pm Operator: alit
Sample : mc10370-14msd Inst : GCMS G
Misc : MS25816,MSG4691,,,,5,5 Multiplr: 1.00
MS Integration Params: RTEINT.P
Quant Time: May 11 13:27 2012 Quant Results File: temp.res

Method : C:\HPCHEM\1\METHODS\G120507T.M (RTE Integrator)
Title : SW-846 Method 8260
Last Update : Tue May 08 11:43:14 2012
Response via : Multiple Level Calibration

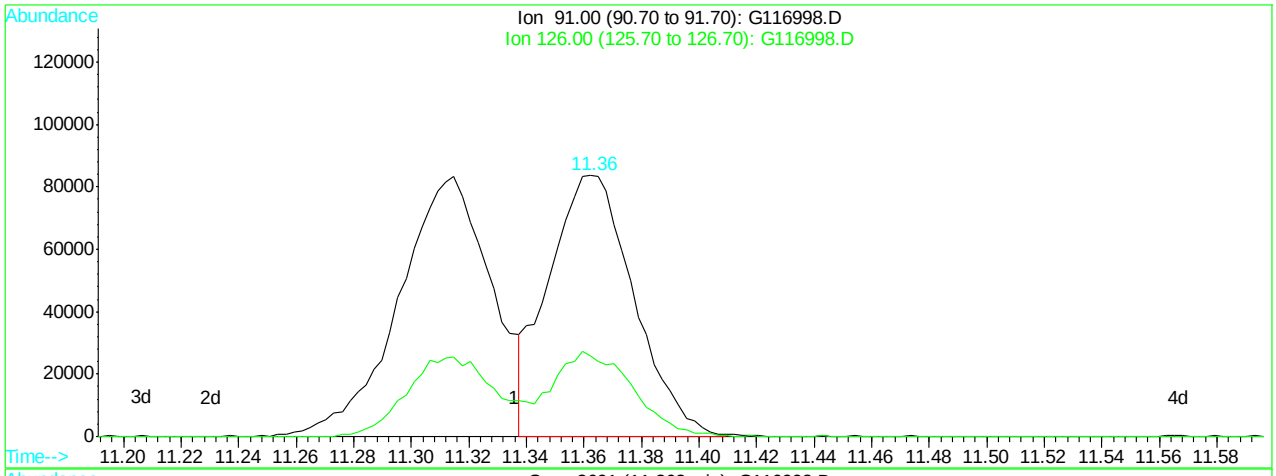

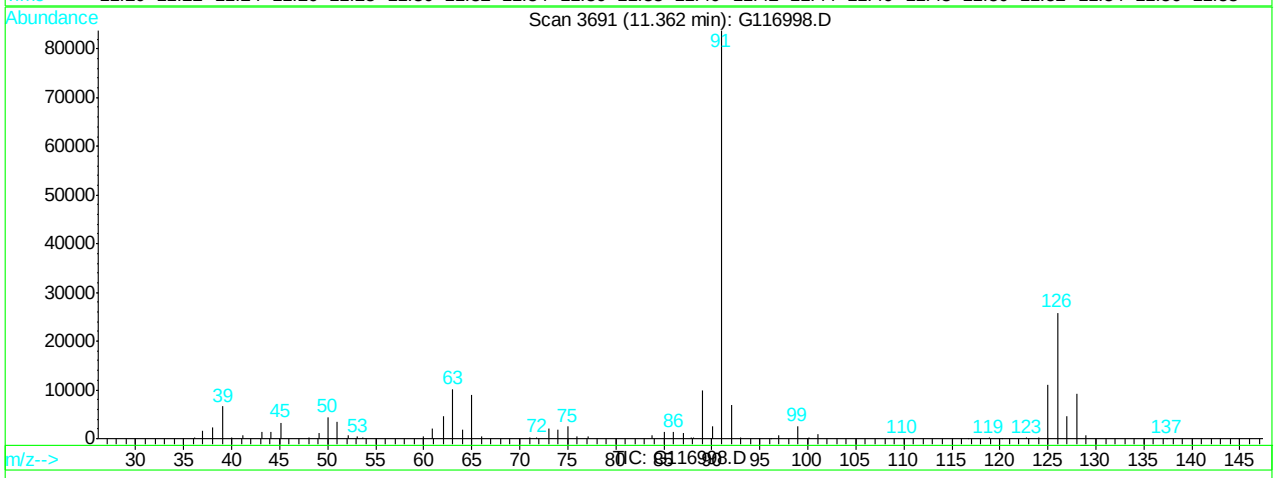

(88) 4-chlorotoluene (M)

11.36min 66.01ppb m

response 172551

Ion	Exp%	Act%
91.00	100	100
126.00	34.10	30.83
0.00	0.00	0.00
0.00	0.00	0.00

G116998.D G120507T.M Fri May 11 13:27:58 2012

SW-846 Method 8260

Data File : C:\HPCHEM\1\DATA\120507\G116922.D Vial: 4
Acq On : 7 May 2012 11:23 am Operator: alit
Sample : rb Inst : GCMS G
Misc : MS25756,MSG4689,,,,5,1 Multiplr: 1.00
MS Integration Params: RTEINT.P
Method : C:\HPCHEM\1\METHODS\G120507T.M (RTE Integrator)
Title : SW-846 Method 8260

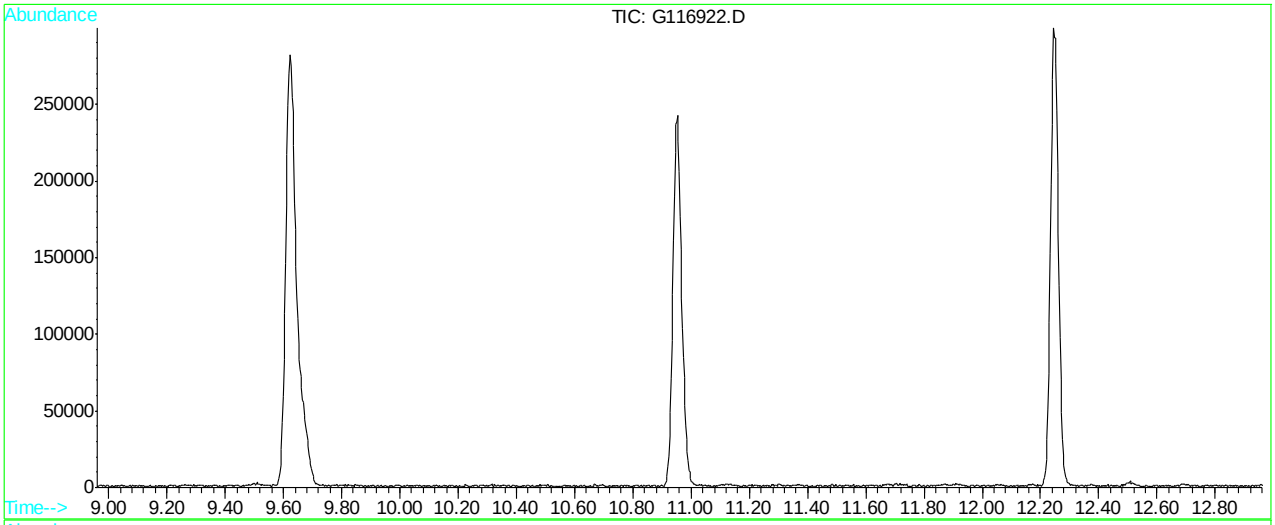

Spectrum Information: Average of 10.948 to 10.973 min.

Target Mass	Rel. to Mass	Lower Limit%	Upper Limit%	Rel. Abn%	Raw Abn	Result Pass/Fail
50	95	15	40	17.4	7021	PASS
75	95	30	60	43.8	17632	PASS
95	95	100	100	100.0	40276	PASS
96	95	5	9	6.1	2453	PASS
173	174	0.00	2	0.6	194	PASS
174	95	50	150	74.4	29982	PASS
175	174	5	9	7.1	2143	PASS
176	174	95	101	100.7	30183	PASS
177	176	5	9	6.5	1957	PASS

G116922.D G120507T.M Tue May 08 12:10:16 2012

Average of 10.948 to 10.973 min.: G116922.D
rb

m/z	abund.	m/z	abund.	m/z	abund.	m/z	abund.
36.05	388	46.30	12	56.05	545	67.00	91
37.10	1714	47.05	491	57.05	934	68.05	3403
38.05	1389	47.40	34	57.80	11	69.00	3655
39.05	629	48.00	175	59.00	13	70.10	238
39.30	12	49.05	1700	60.00	304	72.05	170
39.95	299	50.05	7021	61.05	1471	73.05	1445
41.00	14	51.05	2133	62.00	1535	74.00	5402
42.00	15	52.10	66	63.05	1086	75.00	17632
43.10	14	54.40	11	64.05	70	76.05	1600
44.00	507	54.85	66	65.00	11	76.85	161
45.00	341	55.05	42	66.10	11	77.05	174

Average of 10.948 to 10.973 min.: G116922.D
rb

m/z	abund.	m/z	abund.	m/z	abund.	m/z	abund.
77.80	43	83.20	15	94.00	4139	113.70	12
77.90	27	83.80	12	95.00	40276	114.70	12
78.05	86	85.80	21	96.00	2453	115.00	34
78.90	797	87.00	1796	97.05	61	115.75	35
79.80	55	88.00	1681	99.80	11	116.00	94
79.95	150	88.80	11	101.70	10	116.90	257
80.95	649	90.10	13	103.85	129	117.85	106
81.80	35	90.85	102	105.80	82	118.85	120
81.95	75	91.10	19	107.00	14	119.05	69
82.50	10	92.00	962	111.00	14	121.00	11
82.90	16	93.00	1378	112.00	11	121.70	10

Average of 10.948 to 10.973 min.: G116922.D
rb

m/z	abund.	m/z	abund.	m/z	abund.	m/z	abund.
127.80	101	140.85	315	152.50	10	169.45	23
128.00	30	141.70	24	152.70	10	169.90	24
128.75	33	141.95	27	153.85	24	170.20	10
129.80	54	142.70	54	154.90	46	170.50	47
129.95	46	142.80	26	156.70	27	171.10	26
130.75	31	142.95	304	156.90	13	171.80	27
133.10	11	144.70	13	158.90	16	172.00	14
134.85	40	147.95	64	160.90	28	172.25	33
136.90	30	149.00	16	163.00	12	172.85	194
137.10	13	150.00	24	165.80	12	173.90	29982
139.10	10	150.30	10	168.05	43	174.90	2143

Average of 10.948 to 10.973 min.: G116922.D
rb

m/z	abund.	m/z	abund.	m/z	abund.	m/z	abund.
175.90	30183	246.20	11				
176.90	1957	253.20	14				
177.85	53	258.40	18				
181.00	11						
185.10	14						
190.10	14						
190.60	11						
192.50	15						
203.00	12						
212.40	13						
216.90	11						

SW-846 Method 8260

```
Data File : C:\HPCHEM\1\DATA\120510\G116977.D            Vial: 2
Acq On    : 10 May 2012  10:06 am                    Operator: alit
Sample    : cc4689-50.0                              Inst    : GCMS G
Misc      : MS25756,MSG4691,,,,5,1                   Multiplr: 1.00
MS Integration Params: RTEINT.P
Method    : C:\HPCHEM\1\METHODS\G120507T.M (RTE Integrator)
Title     : SW-846 Method 8260
```

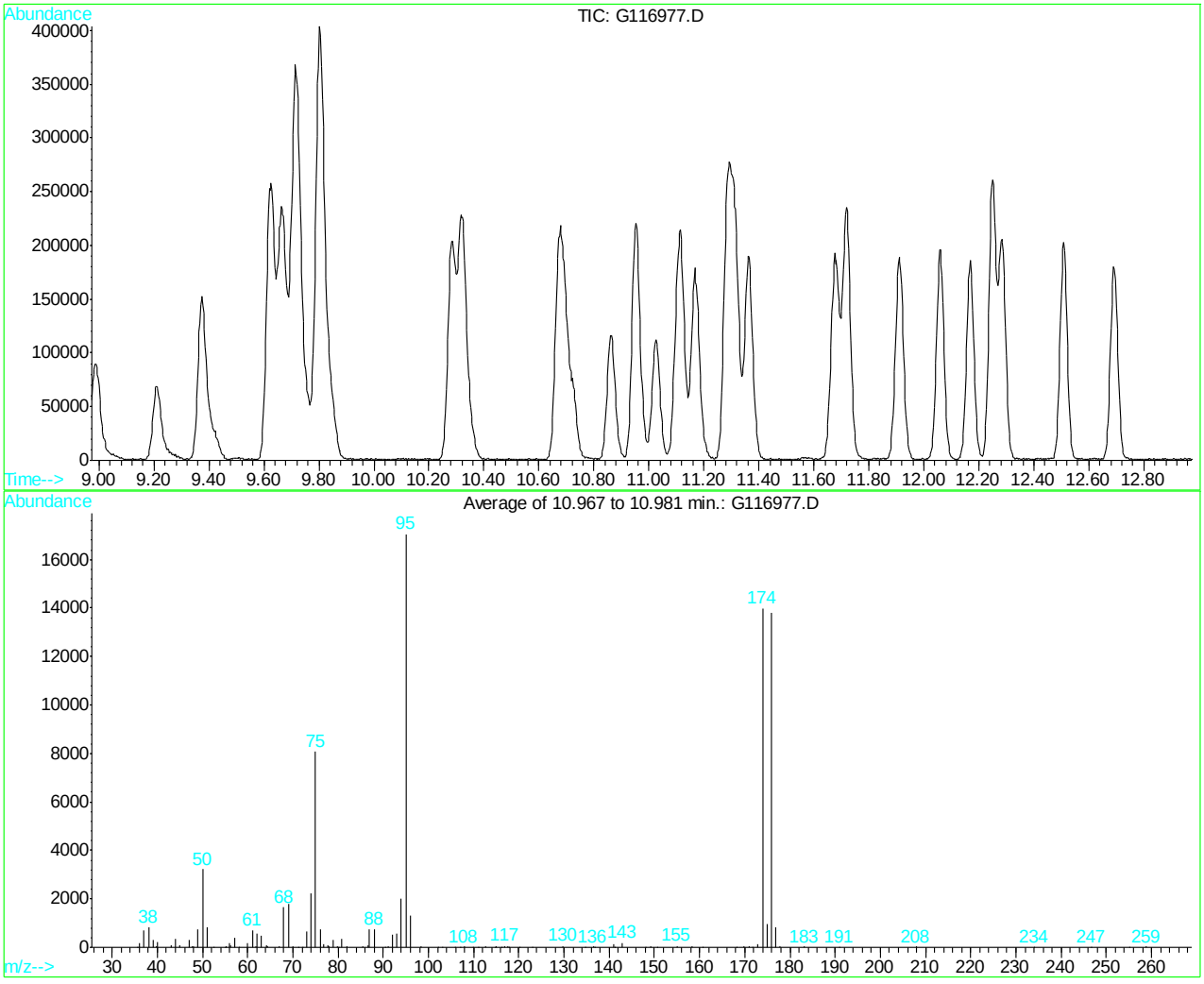

Spectrum Information: Average of 10.967 to 10.981 min.

Target Mass	Rel. to Mass	Lower Limit%	Upper Limit%	Rel. Abn%	Raw Abn	Result Pass/Fail
50	95	15	40	18.9	3216	PASS
75	95	30	60	47.3	8061	PASS
95	95	100	100	100.0	17054	PASS
96	95	5	9	7.6	1290	PASS
173	174	0.00	2	1.0	135	PASS
174	95	50	150	82.0	13992	PASS
175	174	5	9	6.8	945	PASS
176	174	95	101	98.6	13797	PASS
177	176	5	9	5.9	820	PASS

G116977.D G120507T.M Fri May 11 12:10:36 2012

Average of 10.967 to 10.981 min.: G116977.D
cc4689-50.0

m/z	abund.	m/z	abund.	m/z	abund.	m/z	abund.
35.50	19	47.70	28	58.00	17	70.05	54
36.00	186	47.95	60	59.95	176	71.10	21
37.05	720	49.00	764	61.00	699	72.10	18
38.10	817	50.00	3216	61.80	44	72.95	650
39.05	304	51.05	827	62.05	563	74.00	2228
39.80	30	52.50	18	63.00	467	75.00	8061
39.95	232	54.90	17	64.15	71	76.00	765
43.05	94	55.25	51	64.40	29	76.90	118
44.05	338	56.00	160	67.05	48	77.80	73
45.05	110	56.15	79	68.00	1640	78.00	28
46.95	327	57.05	410	69.00	1785	78.85	317

Average of 10.967 to 10.981 min.: G116977.D
cc4689-50.0

m/z	abund.	m/z	abund.	m/z	abund.	m/z	abund.
79.80	34	92.95	573	110.90	17	134.70	23
80.00	19	94.00	2023	112.70	24	136.50	25
80.85	341	95.00	17054	114.80	18	136.80	19
81.90	52	96.00	1290	115.00	26	140.90	154
85.35	53	98.30	29	116.10	21	141.30	20
86.70	67	102.00	22	116.95	46	142.95	183
86.95	744	103.00	19	117.60	30	148.00	23
87.95	763	105.80	23	117.80	22	149.10	26
90.40	17	107.00	20	120.10	20	150.70	18
91.05	51	107.90	41	123.00	19	155.00	62
91.95	511	109.90	21	129.80	50	158.40	25

Average of 10.967 to 10.981 min.: G116977.D
cc4689-50.0

m/z	abund.	m/z	abund.	m/z	abund.	m/z	abund.
160.60	17	183.20	30				
168.20	17	190.90	17				
169.70	36	207.90	29				
171.00	38	234.10	23				
171.70	18	246.70	18				
172.95	135	255.10	22				
173.90	13992	258.90	26				
174.95	945						
175.90	13797						
176.90	820						
177.80	34						

Quantitation Report (Qedit)

Data File : C:\HPCHEM\1\DATA\120510\G116977.D Vial: 2
Acq On : 10 May 2012 10:06 am Operator: alit
Sample : cc4689-50.0 Inst : GCMS G
Misc : MS25756,MSG4691,,,,5,1 Multiplr: 1.00
MS Integration Params: RTEINT.P
Quant Time: May 11 9:08 2012 Quant Results File: temp.res

Method : C:\HPCHEM\1\METHODS\G120507T.M (RTE Integrator)
Title : SW-846 Method 8260
Last Update : Tue May 08 11:43:14 2012
Response via : Multiple Level Calibration

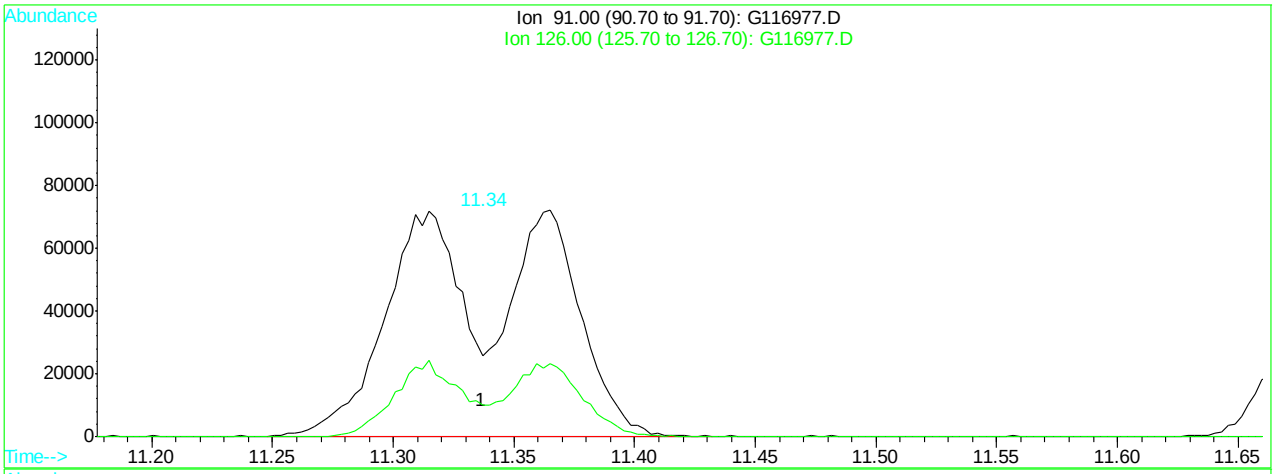

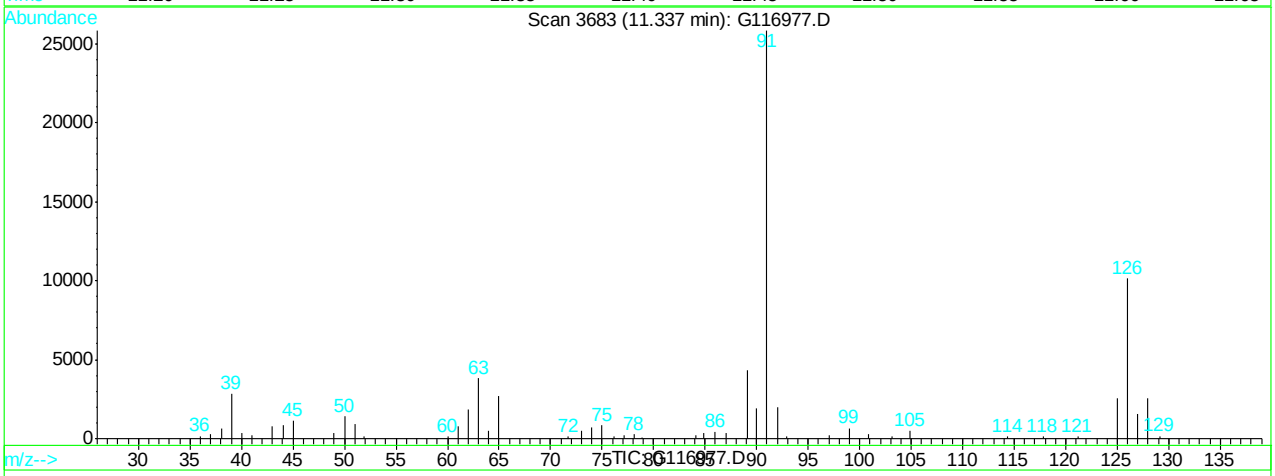

(87) 2-chlorotoluene (M)

11.34min 94.35ppb

response 307335

Ion	Exp%	Act%
91.00	100	100
126.00	28.30	39.25
0.00	0.00	0.00
0.00	0.00	0.00

G116977.D G120507T.M Fri May 11 12:11:54 2012

Quantitation Report (Qedit)

Data File : C:\HPCHEM\1\DATA\120510\G116977.D Vial: 2
Acq On : 10 May 2012 10:06 am Operator: alit
Sample : cc4689-50.0 Inst : GCMS G
Misc : MS25756,MSG4691,,,,5,1 Multiplr: 1.00
MS Integration Params: RTEINT.P
Quant Time: May 11 12:11 2012 Quant Results File: temp.res

Method : C:\HPCHEM\1\METHODS\G120507T.M (RTE Integrator)
Title : SW-846 Method 8260
Last Update : Tue May 08 11:43:14 2012
Response via : Multiple Level Calibration

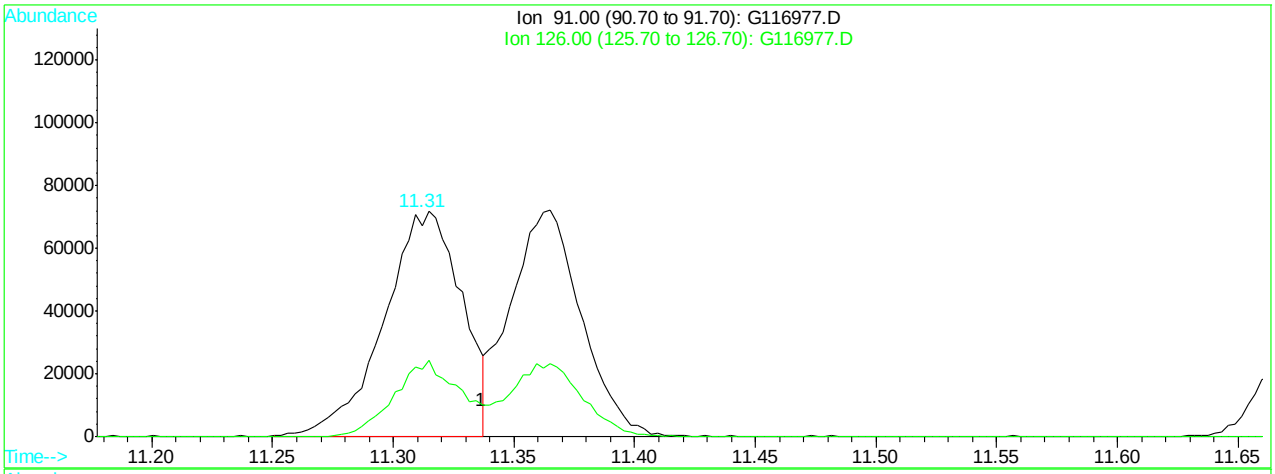

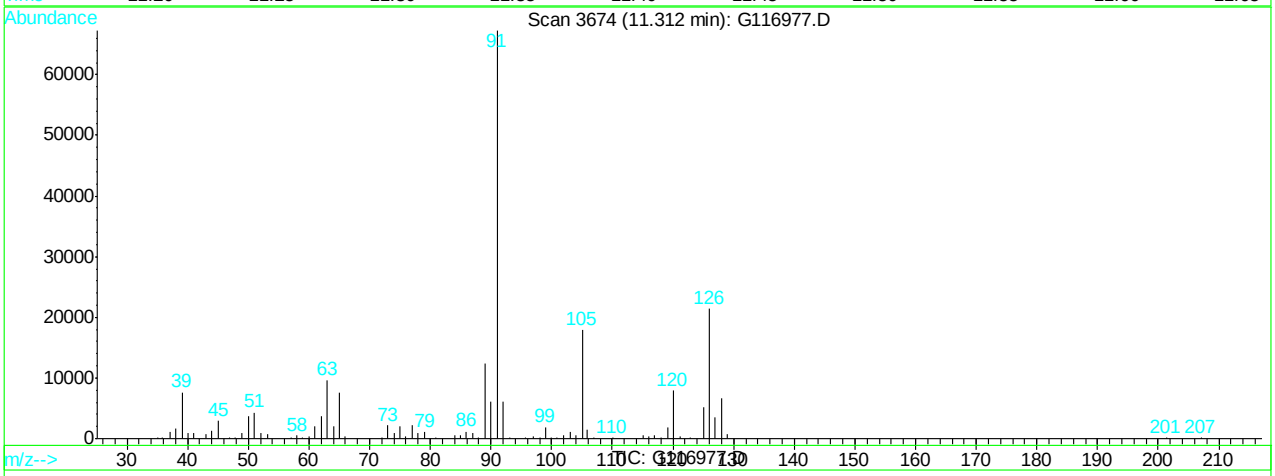

(87) 2-chlorotoluene (M)

11.31min 49.20ppb m

response 160256

Ion	Exp%	Act%
91.00	100	100
126.00	28.30	31.85
0.00	0.00	0.00
0.00	0.00	0.00

G116977.D G120507T.M Fri May 11 12:11:59 2012

Quantitation Report (Qedit)

Data File : C:\HPCHEM\1\DATA\120510\G116977.D Vial: 2
Acq On : 10 May 2012 10:06 am Operator: alit
Sample : cc4689-50.0 Inst : GCMS G
Misc : MS25756,MSG4691,,,,5,1 Multiplr: 1.00
MS Integration Params: RTEINT.P
Quant Time: May 11 12:11 2012 Quant Results File: temp.res

Method : C:\HPCHEM\1\METHODS\G120507T.M (RTE Integrator)
Title : SW-846 Method 8260
Last Update : Tue May 08 11:43:14 2012
Response via : Multiple Level Calibration

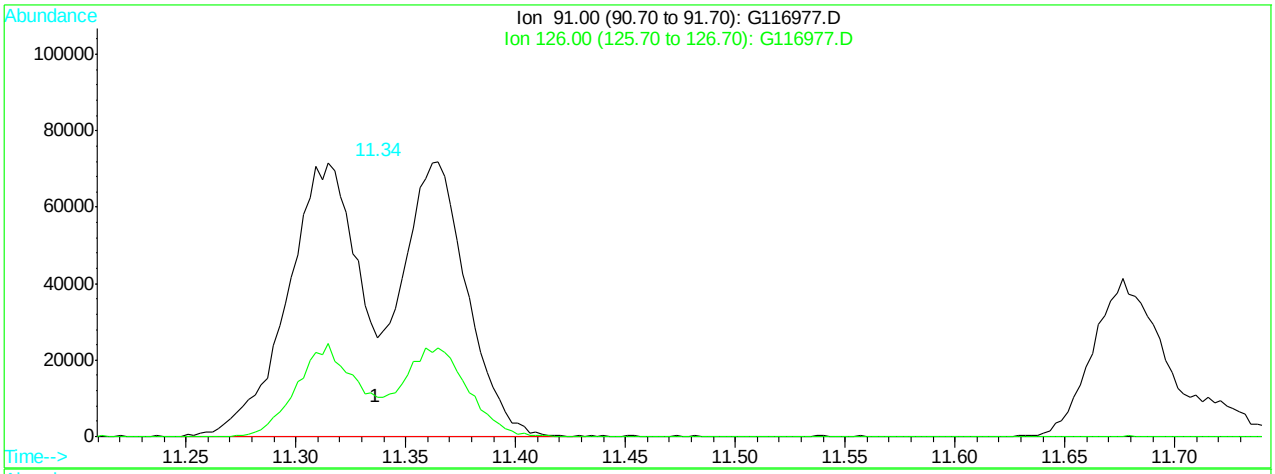

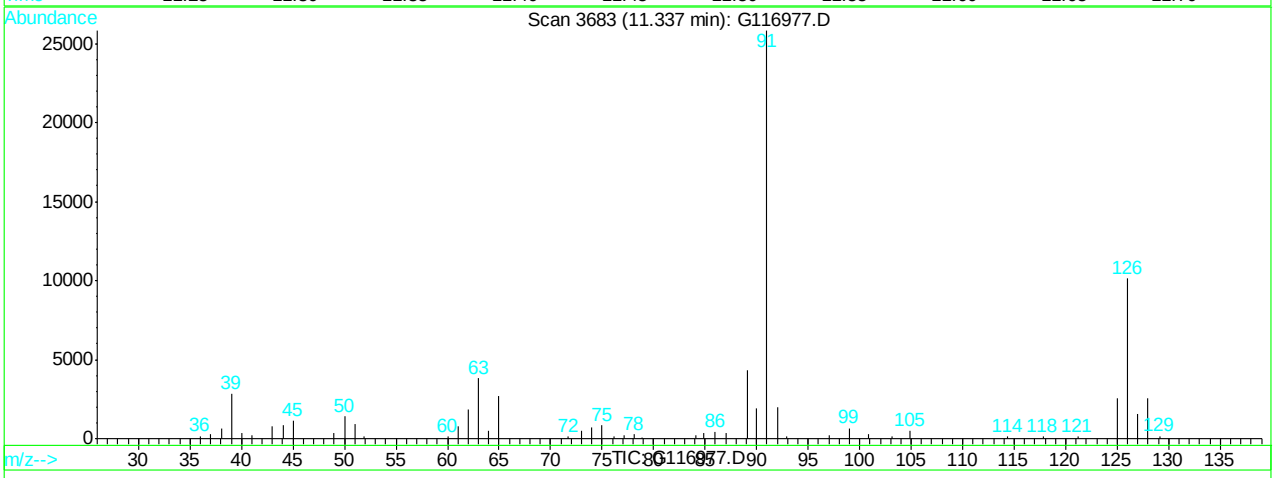

(88) 4-chlorotoluene (M)

11.34min 112.36ppb

response 307335

Ion	Exp%	Act%
91.00	100	100
126.00	34.10	39.25
0.00	0.00	0.00
0.00	0.00	0.00

G116977.D G120507T.M Fri May 11 12:12:05 2012

Quantitation Report (Qedit)

Data File : C:\HPCHEM\1\DATA\120510\G116977.D Vial: 2
Acq On : 10 May 2012 10:06 am Operator: alit
Sample : cc4689-50.0 Inst : GCMS G
Misc : MS25756,MSG4691,,,,5,1 Multiplr: 1.00
MS Integration Params: RTEINT.P
Quant Time: May 11 12:12 2012 Quant Results File: temp.res

Method : C:\HPCHEM\1\METHODS\G120507T.M (RTE Integrator)
Title : SW-846 Method 8260
Last Update : Tue May 08 11:43:14 2012
Response via : Multiple Level Calibration

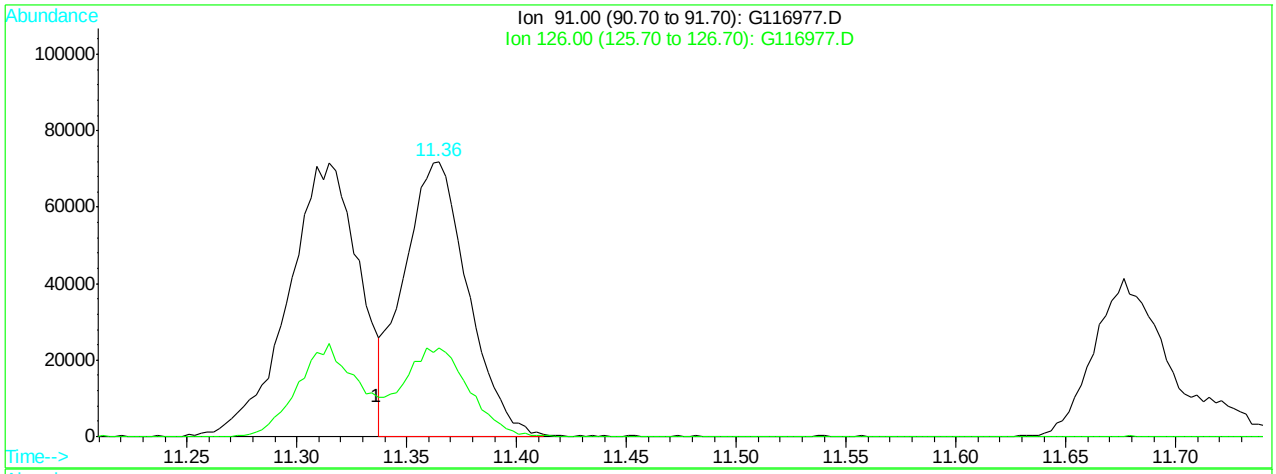

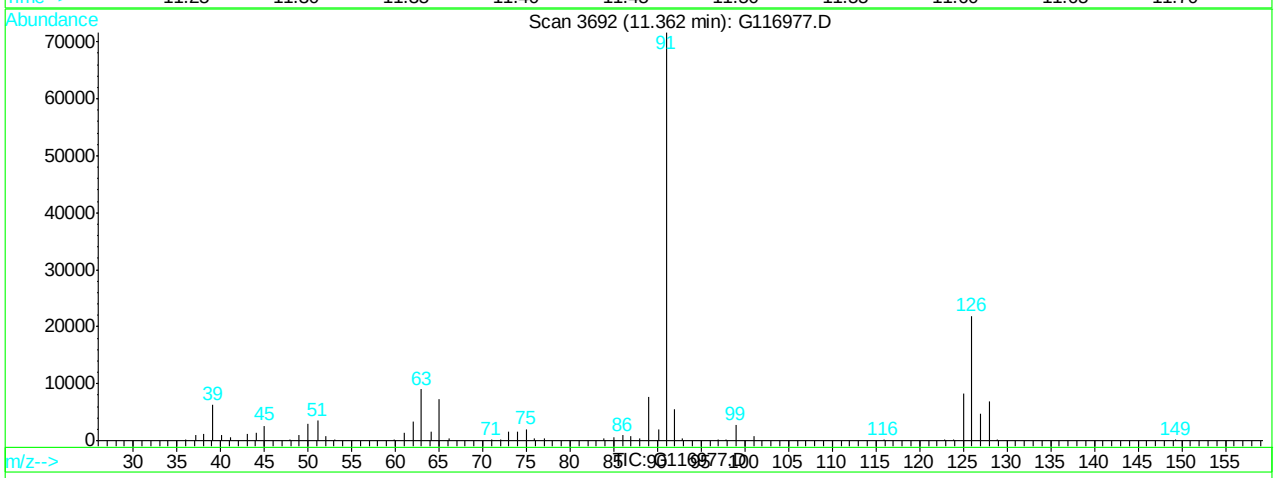

(88) 4-chlorotoluene (M)

11.36min 53.66ppb m

response 146772

Ion	Exp%	Act%
91.00	100	100
126.00	34.10	30.59
0.00	0.00	0.00
0.00	0.00	0.00

G116977.D G120507T.M Fri May 11 12:12:09 2012

Manual Integrations APPROVED (compounds with "m" flag)
Dana Tyron 05/11/12 18:17

Quantitation Report (QT Reviewed)

Data File : C:\HPCHEM\1\DATA\120507\G116925.D Vial: 2
Acq On : 7 May 2012 2:00 pm Operator: alit
Sample : ic4689-25.0 Inst : GCMS G
Misc : MS25756,MSG4689,,,,5,1 Multiplr: 1.00
MS Integration Params: RTEINT.P
Quant Time: May 8 9:52 2012 Quant Results File: G120507T.RES

Quant Method : C:\HPCHEM\1\METHODS\G120507T.M (RTE Integrator)
Title : SW-846 Method 8260
Last Update : Tue May 08 09:48:16 2012
Response via : Initial Calibration
DataAcq Meth : G8260I

Internal Standards	R.T.	QIon	Response	Conc	Units		Dev(Min)
1) tert butyl alcohol-d9	3.11	65	45135	500.00	ppb		-0.01
4) pentafluorobenzene	5.16	168	172881	50.00	ppb		0.00
43) 1,4-difluorobenzene	6.30	114	299937	50.00	ppb		0.00
66) chlorobenzene-d5	9.63	82	138851	50.00	ppb		0.00
80) 1,4-dichlorobenzene-d4	12.25	152	84016	50.00	ppb		0.00
System Monitoring Compounds							
40) dibromofluoromethane (s)	5.31	113	33543	17.52	ppb		0.00
Spiked Amount 50.000	Range 70 - 130		Recovery = 35.04%#				
60) toluene-d8 (s)	7.98	98	108368	16.29	ppb		0.00
Spiked Amount 50.000	Range 70 - 130		Recovery = 32.58%#				
82) bromofluorobenzene (s)	10.95	95	37125	16.52	ppb		0.00
Spiked Amount 50.000	Range 70 - 130		Recovery = 33.04%#				
Target Compounds							Qvalue
2) tertiary butyl alcohol	3.19	59	33291	205.96	ppb		99
3) Ethanol	2.43	45	21958m	1209.41	ppb		
5) dichlorodifluoromethane	1.62	85	23193	19.40	ppb		96
6) chloromethane	1.85	50	36340	21.10	ppb		91
7) vinyl chloride	1.91	62	26158	20.74	ppb		92
8) bromomethane	2.29	96	15436	19.95	ppb		94
9) chloroethane	2.34	64	14164	20.98	ppb		91
10) ethyl ether	2.82	59	27367	19.38	ppb		86
11) acetonitrile	3.47	41	54538	21.03	ppb		89
12) trichlorofluoromethane	2.58	101	36817	20.33	ppb		91
13) freon-113	2.95	101	23420	18.03	ppb	#	58
14) acrolein	1.86	56	24002	93.54	ppb		81
15) 1,1-dichloroethene	3.12	96	22380	20.00	ppb		90
16) acetone	3.00	43	9471	18.08	ppb		91
17) Methyl Acetate	3.42	43	31751	21.99	ppb	#	85
18) methylene chloride	3.56	84	28560	19.08	ppb		95
19) methyl tert butyl ether	3.70	73	25475	24.53	ppb		86
20) acrylonitrile	3.68	53	13501	19.22	ppb		99
21) allyl chloride	3.47	41	54538	20.17	ppb		98
22) trans-1,2-dichloroethene	3.85	96	27773	19.53	ppb		82
23) iodomethane	3.42	142	44640	19.57	ppb		93
24) carbon disulfide	3.61	76	90831	20.34	ppb		97
25) propionitrile	4.78	54	5098	19.74	ppb		100
26) vinyl acetate	3.42	43	31751	21.99	ppb		100
27) chloroprene	4.38	53	43337	18.46	ppb		92
28) di-isopropyl ether	4.18	45	117974	20.01	ppb		91
29) methacrylonitrile	4.99	41	29105	18.81	ppb		97
30) 2-butanone	4.70	72	3239	17.96	ppb	#	20
31) Ethyl Acetate	4.15	TIC	218393	22.80	ug/L	#	100
32) Hexane	3.93	41	32121	21.14	ppb	#	87
33) 1,1-dichloroethane	6.85	63	33654	19.06	ppb		98
34) tert-butyl ethyl ether	4.56	59	14556	28.50	ppb		95
35) isobutyl alcohol	4.87	43	29108	100.47	ppb		85
36) 2,2-dichloropropane	4.86	77	39760	21.46	ppb		99
37) cis-1,2-dichloroethene	4.91	96	31553	20.25	ppb		98

(#) = qualifier out of range (m) = manual integration
G116925.D G120507T.M Tue May 08 12:11:46 2012 Page 1

Quantitation Report (QT Reviewed)

Data File : C:\HPCHEM\1\DATA\120507\G116925.D Vial: 2
Acq On : 7 May 2012 2:00 pm Operator: alit
Sample : ic4689-25.0 Inst : GCMS G
Misc : MS25756,MSG4689,,,,5,1 Multiplr: 1.00
MS Integration Params: RTEINT.P
Quant Time: May 8 9:52 2012 Quant Results File: G120507T.RES

Quant Method : C:\HPCHEM\1\METHODS\G120507T.M (RTE Integrator)
Title : SW-846 Method 8260
Last Update : Tue May 08 09:48:16 2012
Response via : Initial Calibration
DataAcq Meth : G8260I

	Compound	R.T.	QIon	Response	Conc	Unit		Qvalue
38)	bromochloromethane	5.25	128	15965	20.01	ppb		97
39)	chloroform	7.10	83	41511	19.18	ppb		92
41)	Tetrahydrofuran	5.28	42	10766	20.14	ppb		76
42)	1,1,1-trichloroethane	8.42	97	28289	19.65	ppb		92
44)	Cyclohexane	5.53	56	50531	17.18	ppb		96
45)	carbon tetrachloride	5.79	117	34561	17.40	ppb		74
46)	1,1-dichloropropene	8.25	75	46325	18.68	ppb		93
47)	benzene	5.99	78	120115	18.59	ppb		100
48)	1,2-dichloroethane	5.96	62	45862	19.75	ppb		94
49)	tert-amyl methyl ether	6.27	73	2424	46.00	ppb	#	53
50)	heptane	5.87	43	50736	19.81	ppb		71
51)	trichloroethene	6.66	95	31786m	18.74	ppb		
52)	1,2-dichloropropane	6.85	63	33654	18.68	ppb		95
53)	dibromomethane	7.16	93	19491	17.82	ppb		98
54)	bromodichloromethane	7.10	83	41511	18.79	ppb		93
55)	Methylcyclohexane	6.73	83	43120	16.27	ppb		98
56)	2-chloroethyl vinyl ether	6.85	63	33654	18.68	ppb	#	99
57)	methyl methacrylate	6.90	69	21405	17.12	ppb		94
58)	1,4-dioxane	4.37	88	20315	82.60	ppb		100
59)	cis-1,3-dichloropropene	8.25	75	46325	18.68	ppb		92
61)	4-methyl-2-pentanone	7.46	43	28776	16.09	ppb	#	92
62)	toluene	8.07	92	69642	18.21	ppb		97
63)	trans-1,3-dichloropropene	8.25	75	46325	18.68	ppb		92
64)	1,1,2-trichloroethane	10.86	83	35971	18.26	ppb		98
65)	ethyl methacrylate	8.24	69	38058	18.01	ppb		97
67)	tetrachloroethene	8.77	166	26751	17.65	ppb		86
68)	1,3-dichloropropane	8.70	76	50782	20.09	ppb		92
69)	dibromochloromethane	8.99	129	31556	19.80	ppb		94
70)	1,2-dibromoethane	9.22	107	32690	20.11	ppb		91
71)	2-hexanone	8.43	43	20863	18.54	ppb		93
72)	chlorobenzene	9.67	112	69577	18.86	ppb		94
73)	1,1,1,2-tetrachloroethane	9.71	131	28198	19.35	ppb	#	66
74)	ethylbenzene	9.73	91	112740	19.48	ppb		95
75)	m,p-xylene	9.81	106	79893	37.33	ppb		88
76)	o-xylene	10.29	106	36686	18.19	ppb		94
77)	styrene	10.33	104	61772	17.58	ppb		99
78)	bromoform	10.70	173	19107	17.59	ppb		95
79)	trans-1,4-dichloro-2-buten	10.72	53	5612	16.01	ppb		80
81)	isopropylbenzene	10.68	105	84936	18.77	ppb		96
83)	bromobenzene	11.17	156	28803	18.97	ppb		92
84)	1,1,2,2-tetrachloroethane	10.86	83	35971	19.30	ppb		97
85)	1,2,3-trichloropropane	11.02	75	27242	18.69	ppb		98
86)	n-propylbenzene	11.11	91	87340	18.47	ppb		99
87)	2-chlorotoluene	11.31	91	70424m	17.71	ppb		
88)	4-chlorotoluene	11.36	91	66534m	19.29	ppb		
89)	1,3,5-trimethylbenzene	10.68	105	84936	18.77	ppb		96
90)	tert-butylbenzene	11.68	91	45362	19.17	ppb		95
91)	1,2,4-trimethylbenzene	11.29	105	78520	18.28	ppb		93
92)	sec-butylbenzene	11.91	105	78057	19.71	ppb		98

(#) = qualifier out of range (m) = manual integration

Quantitation Report (QT Reviewed)

Data File : C:\HPCHEM\1\DATA\120507\G116925.D Vial: 2
Acq On : 7 May 2012 2:00 pm Operator: alit
Sample : ic4689-25.0 Inst : GCMS G
Misc : MS25756,MSG4689,,,,5,1 Multiplr: 1.00
MS Integration Params: RTEINT.P
Quant Time: May 8 9:52 2012 Quant Results File: G120507T.RES

Quant Method : C:\HPCHEM\1\METHODS\G120507T.M (RTE Integrator)
Title : SW-846 Method 8260
Last Update : Tue May 08 09:48:16 2012
Response via : Initial Calibration
DataAcq Meth : G8260I

	Compound	R.T.	QIon	Response	Conc	Unit	Qvalue
93)	1,3-dichlorobenzene	12.17	146	38679	18.68	ppb	95
94)	p-isopropyltoluene	12.06	119	62586	19.70	ppb	97
95)	1,4-dichlorobenzene	12.28	146	40017	18.13	ppb	92
96)	1,2-dichlorobenzene	12.69	146	36766	17.80	ppb	93
97)	n-butylbenzene	12.51	91	60803	19.89	ppb	98
98)	1,2-dibromo-3-chloropropan	13.55	75	4794	17.81	ppb	95
99)	1,3,5-trichlorobenzene	13.81	180	27565	18.11	ug/L	100
100)	1,2,4-trichlorobenzene	14.51	180	21458	16.51	ppb	81
101)	hexachlorobutadiene	14.66	225	12194	19.53	ppb	96
102)	naphthalene	14.80	128	48608	16.05	ppb	100
103)	2-Methylnaphthalene	15.98	142	5939	5.24	ug/L	94
104)	1-Methylnaphthalene	15.98	142	5939	5.62	ug/L	97
105)	1,2,3-trichlorobenzene	15.07	180	19709	15.83	ppb	90

(#) = qualifier out of range (m) = manual integration

Quantitation Report

Data File : C:\HPCHEM\1\DATA\120507\G116925.D Vial: 2
Acq On : 7 May 2012 2:00 pm Operator: alit
Sample : ic4689-25.0 Inst : GCMS G
Misc : MS25756,MSG4689,,,,5,1 Multiplr: 1.00
MS Integration Params: RTEINT.P
Quant Time: May 8 9:52 2012 Quant Results File: G120507T.RES

Method : C:\HPCHEM\1\METHODS\G120507T.M (RTE Integrator)
Title : SW-846 Method 8260
Last Update : Tue May 08 11:43:14 2012
Response via : Initial Calibration

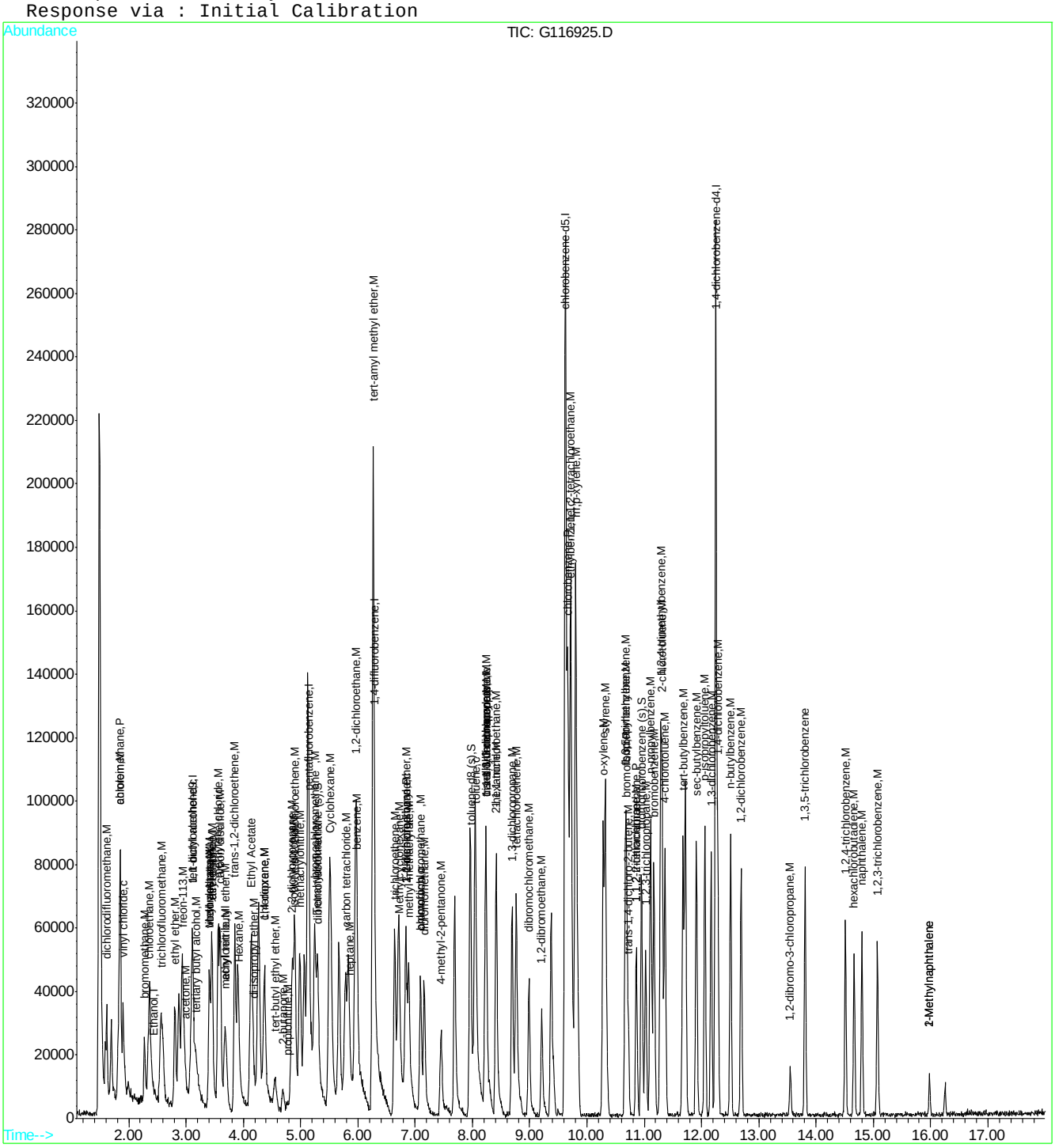

ACCUTEST LABORATORIES
MC10370

Quantitation Report (Qedit)

Data File : C:\HPCHEM\1\DATA\120507\G116925.D Vial: 2
Acq On : 7 May 2012 2:00 pm Operator: alit
Sample : ic4689-25.0 Inst : GCMS G
Misc : MS25756,MSG4689,,,,5,1 Multiplr: 1.00
MS Integration Params: RTEINT.P
Quant Time: May 8 9:50 2012 Quant Results File: temp.res

Method : C:\HPCHEM\1\METHODS\G120507T.M (RTE Integrator)
Title : SW-846 Method 8260
Last Update : Tue May 08 09:48:16 2012
Response via : Multiple Level Calibration

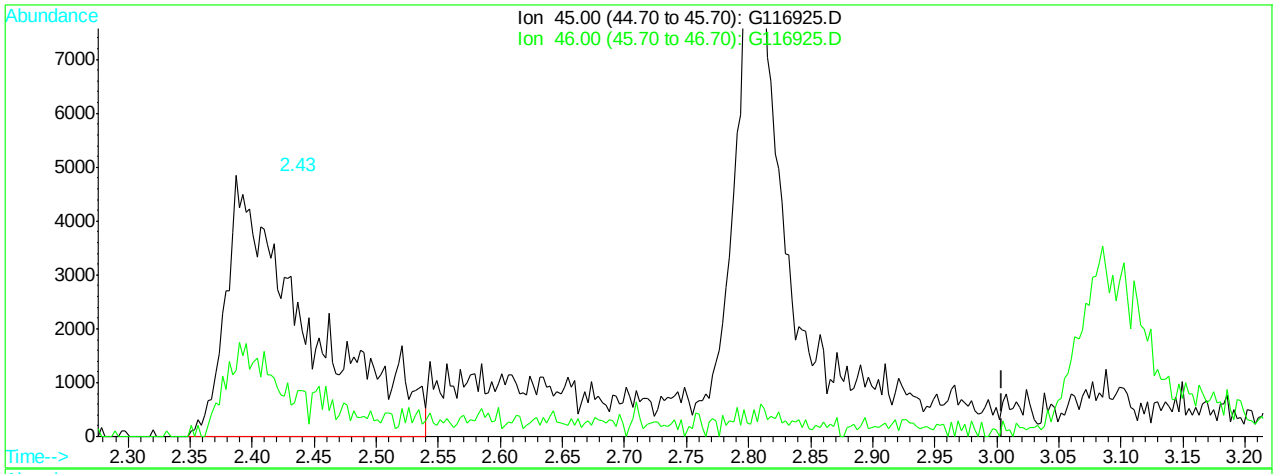

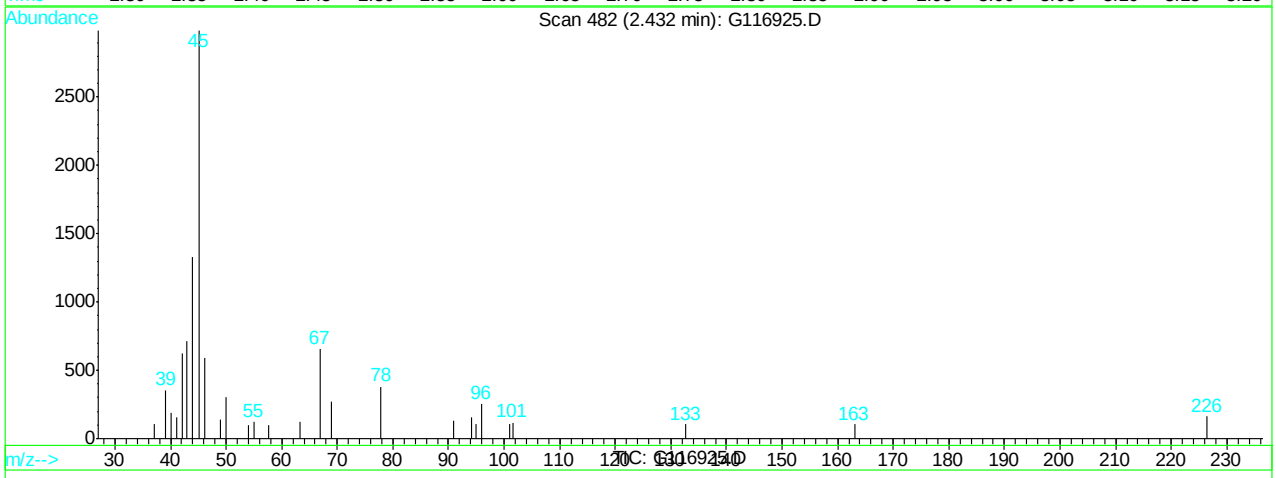

(3) Ethanol (T)

2.43min 1209.41ppb m

response 21958

Ion	Exp%	Act%
45.00	100	100
46.00	0.00	0.00
0.00	0.00	0.00
0.00	0.00	0.00

G116925.D G120507T.M Tue May 08 09:50:18 2012

Quantitation Report (Qedit)

Data File : C:\HPCHEM\1\DATA\120507\G116925.D Vial: 2
Acq On : 7 May 2012 2:00 pm Operator: alit
Sample : ic4689-25.0 Inst : GCMS G
Misc : MS25756,MSG4689,,,,5,1 Multiplr: 1.00
MS Integration Params: RTEINT.P
Quant Time: May 8 9:50 2012 Quant Results File: temp.res

Method : C:\HPCHEM\1\METHODS\G120507T.M (RTE Integrator)
Title : SW-846 Method 8260
Last Update : Tue May 08 09:48:16 2012
Response via : Multiple Level Calibration

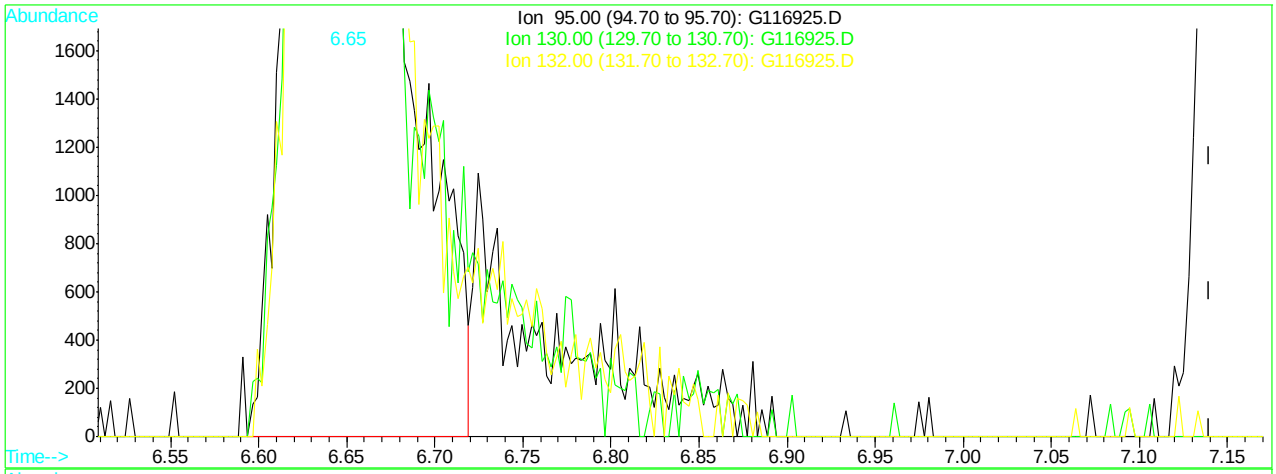

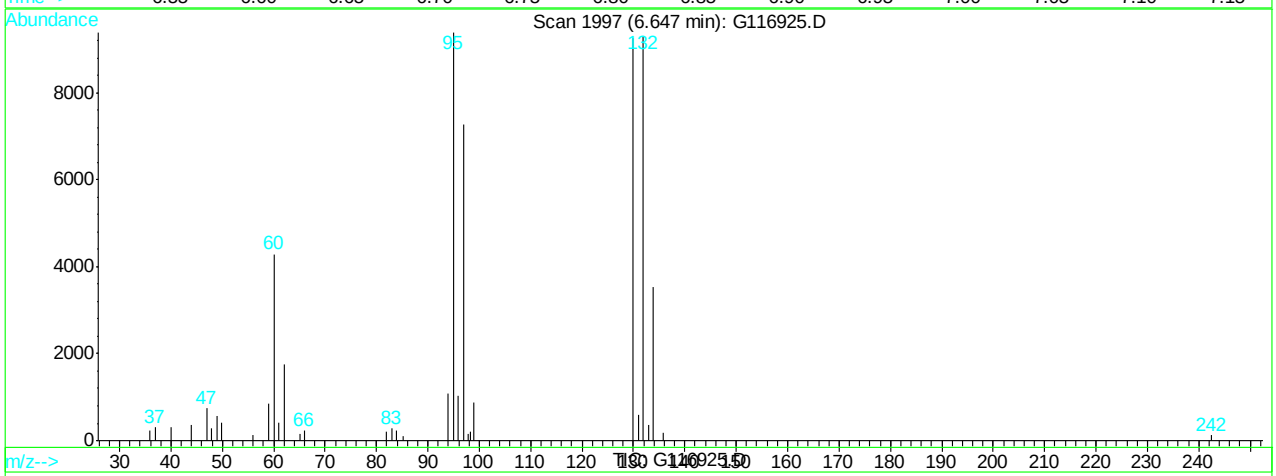

(51) trichloroethene (M)

6.65min 17.17ppb

response 29121

Ion	Exp%	Act%
95.00	100	100
130.00	85.70	98.64
132.00	90.90	99.29
0.00	0.00	0.00

G116925.D G120507T.M Tue May 08 09:51:27 2012

Quantitation Report (Qedit)

Data File : C:\HPCHEM\1\DATA\120507\G116925.D Vial: 2
Acq On : 7 May 2012 2:00 pm Operator: alit
Sample : ic4689-25.0 Inst : GCMS G
Misc : MS25756,MSG4689,,,,5,1 Multiplr: 1.00
MS Integration Params: RTEINT.P
Quant Time: May 8 9:51 2012 Quant Results File: temp.res

Method : C:\HPCHEM\1\METHODS\G120507T.M (RTE Integrator)
Title : SW-846 Method 8260
Last Update : Tue May 08 09:48:16 2012
Response via : Multiple Level Calibration

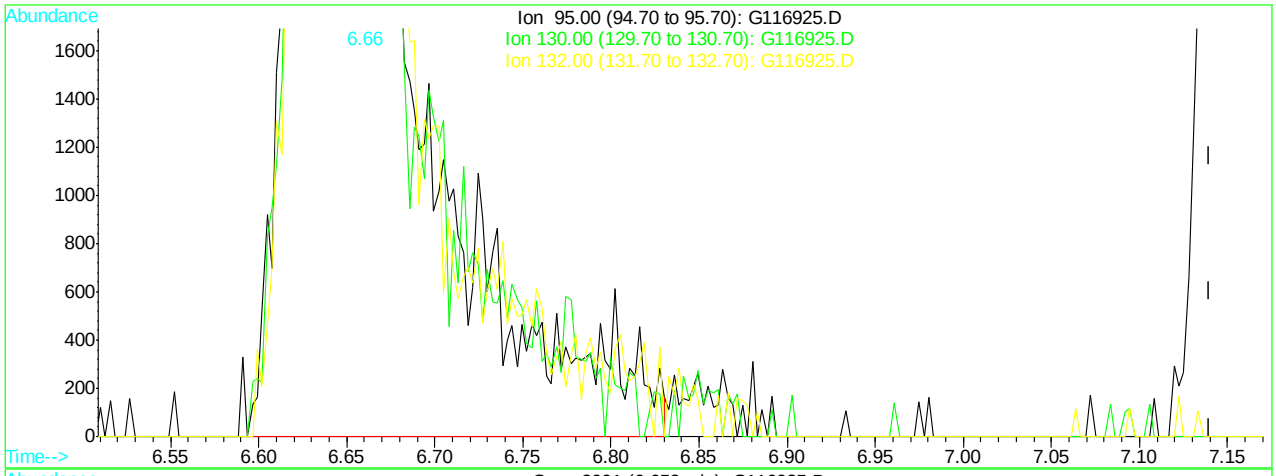

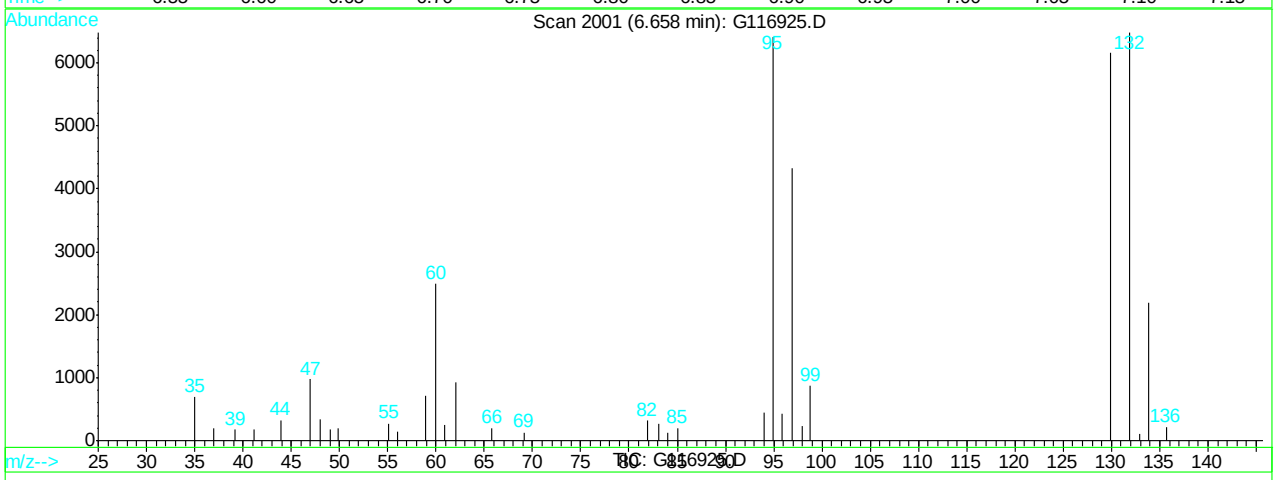

(51) trichloroethene (M)

6.66min 18.74ppb m

response 31786

Ion	Exp%	Act%
95.00	100	100
130.00	85.70	96.07
132.00	90.90	101.11
0.00	0.00	0.00

G116925.D G120507T.M Tue May 08 09:51:35 2012

Quantitation Report (Qedit)

Data File : C:\HPCHEM\1\DATA\120507\G116925.D Vial: 2
Acq On : 7 May 2012 2:00 pm Operator: alit
Sample : ic4689-25.0 Inst : GCMS G
Misc : MS25756,MSG4689,,,,5,1 Multiplr: 1.00
MS Integration Params: RTEINT.P
Quant Time: May 8 9:51 2012 Quant Results File: temp.res

Method : C:\HPCHEM\1\METHODS\G120507T.M (RTE Integrator)
Title : SW-846 Method 8260
Last Update : Tue May 08 09:48:16 2012
Response via : Multiple Level Calibration

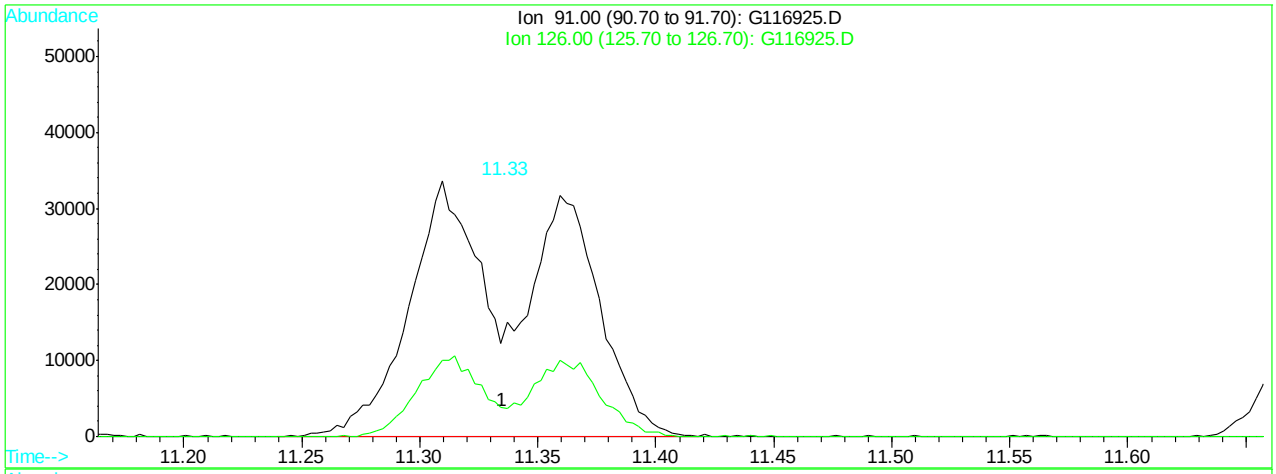

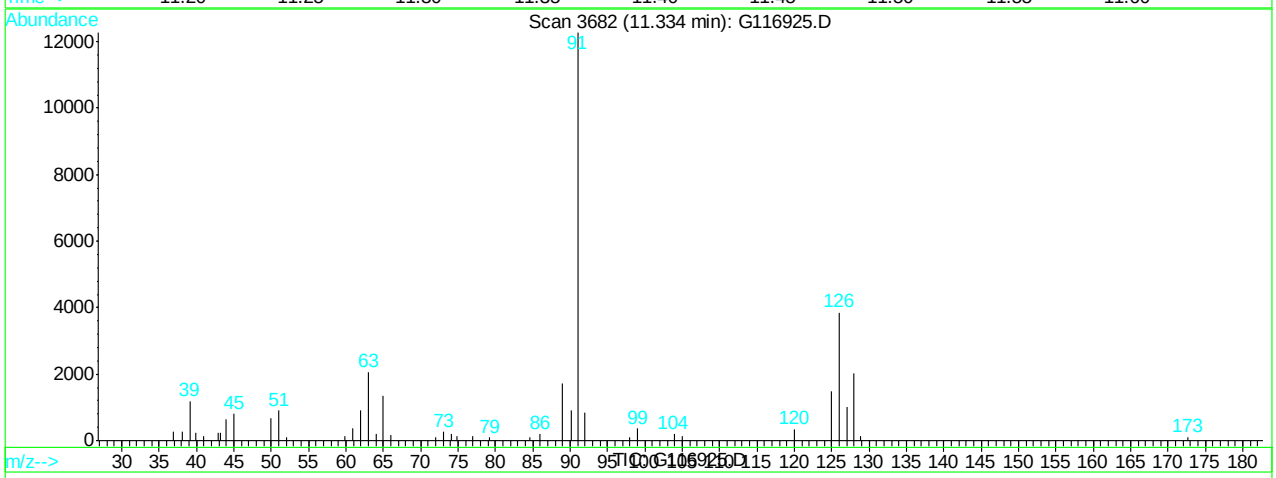

(87) 2-chlorotoluene (M)

11.33min 34.47ppb

response 137078

Ion	Exp%	Act%
91.00	100	100
126.00	28.30	31.41
0.00	0.00	0.00
0.00	0.00	0.00

G116925.D G120507T.M Tue May 08 09:52:07 2012

Quantitation Report (Qedit)

Data File : C:\HPCHEM\1\DATA\120507\G116925.D Vial: 2
Acq On : 7 May 2012 2:00 pm Operator: alit
Sample : ic4689-25.0 Inst : GCMS G
Misc : MS25756,MSG4689,,,,5,1 Multiplr: 1.00
MS Integration Params: RTEINT.P
Quant Time: May 8 9:52 2012 Quant Results File: temp.res

Method : C:\HPCHEM\1\METHODS\G120507T.M (RTE Integrator)
Title : SW-846 Method 8260
Last Update : Tue May 08 09:48:16 2012
Response via : Multiple Level Calibration

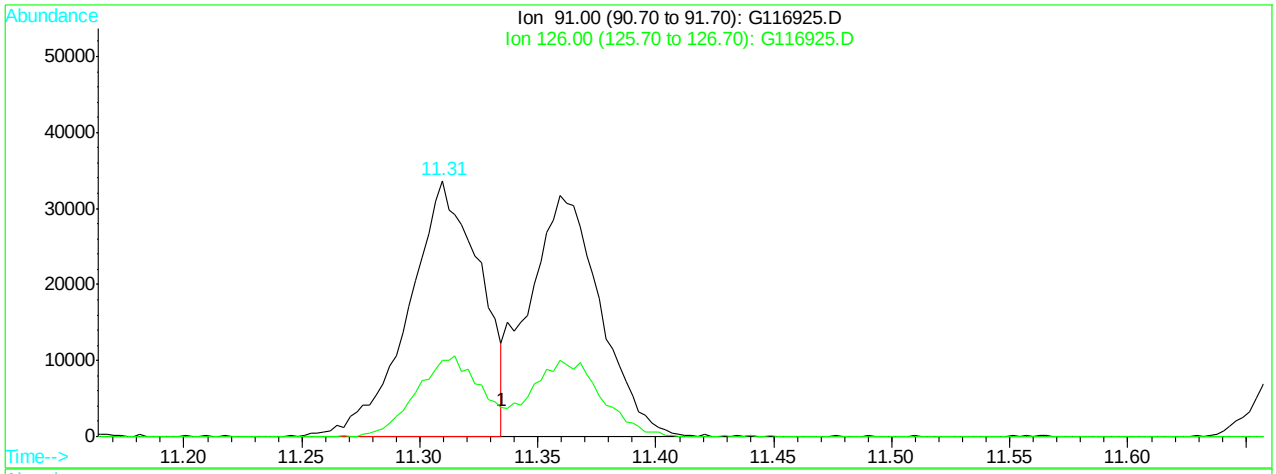

(87) 2-chlorotoluene (M)

11.31min 17.71ppb m

response 70424

Ion	Exp%	Act%
91.00	100	100
126.00	28.30	29.82
0.00	0.00	0.00
0.00	0.00	0.00

G116925.D G120507T.M Tue May 08 09:52:14 2012

Quantitation Report (Qedit)

Data File : C:\HPCHEM\1\DATA\120507\G116925.D Vial: 2
Acq On : 7 May 2012 2:00 pm Operator: alit
Sample : ic4689-25.0 Inst : GCMS G
Misc : MS25756,MSG4689,,,,5,1 Multiplr: 1.00
MS Integration Params: RTEINT.P
Quant Time: May 8 9:52 2012 Quant Results File: temp.res

Method : C:\HPCHEM\1\METHODS\G120507T.M (RTE Integrator)
Title : SW-846 Method 8260
Last Update : Tue May 08 09:48:16 2012
Response via : Multiple Level Calibration

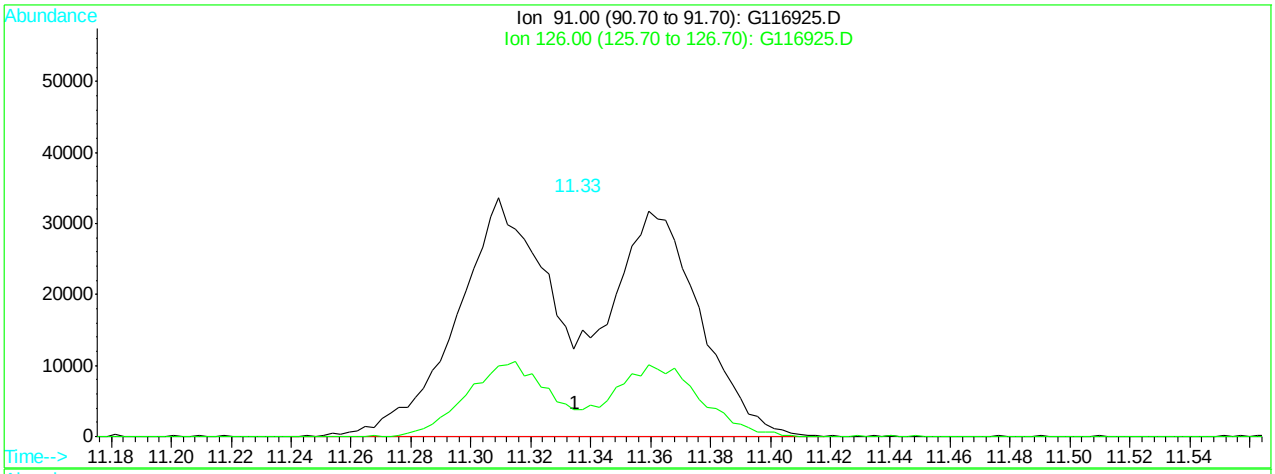

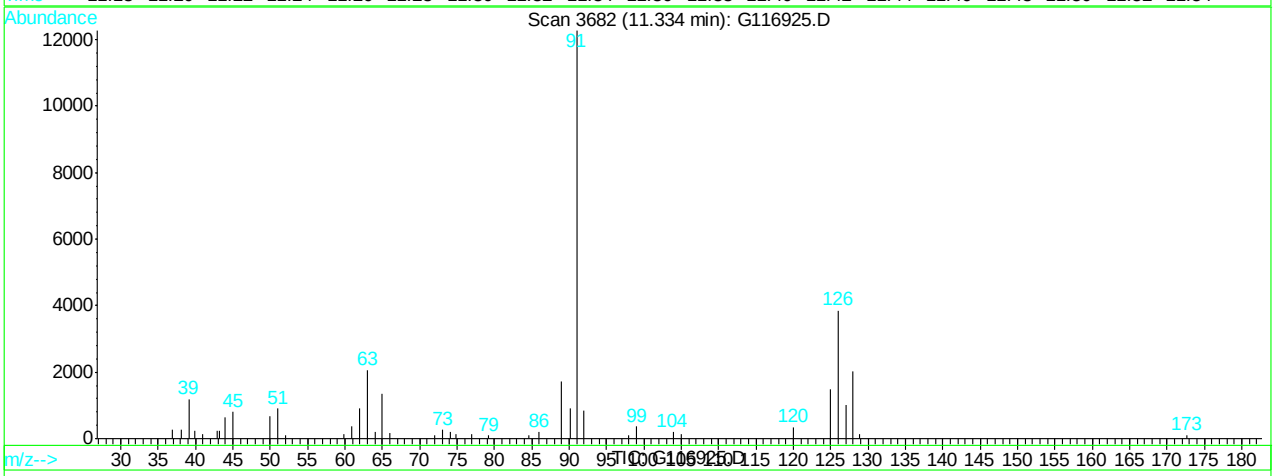

(88) 4-chlorotoluene (M)

11.33min 39.75ppb

response 137078

Ion	Exp%	Act%
91.00	100	100
126.00	34.10	31.41
0.00	0.00	0.00
0.00	0.00	0.00

G116925.D G120507T.M Tue May 08 09:52:18 2012

Quantitation Report (Qedit)

Data File : C:\HPCHEM\1\DATA\120507\G116925.D Vial: 2
Acq On : 7 May 2012 2:00 pm Operator: alit
Sample : ic4689-25.0 Inst : GCMS G
Misc : MS25756,MSG4689,,,,5,1 Multiplr: 1.00
MS Integration Params: RTEINT.P
Quant Time: May 8 9:52 2012 Quant Results File: temp.res

Method : C:\HPCHEM\1\METHODS\G120507T.M (RTE Integrator)
Title : SW-846 Method 8260
Last Update : Tue May 08 09:48:16 2012
Response via : Multiple Level Calibration

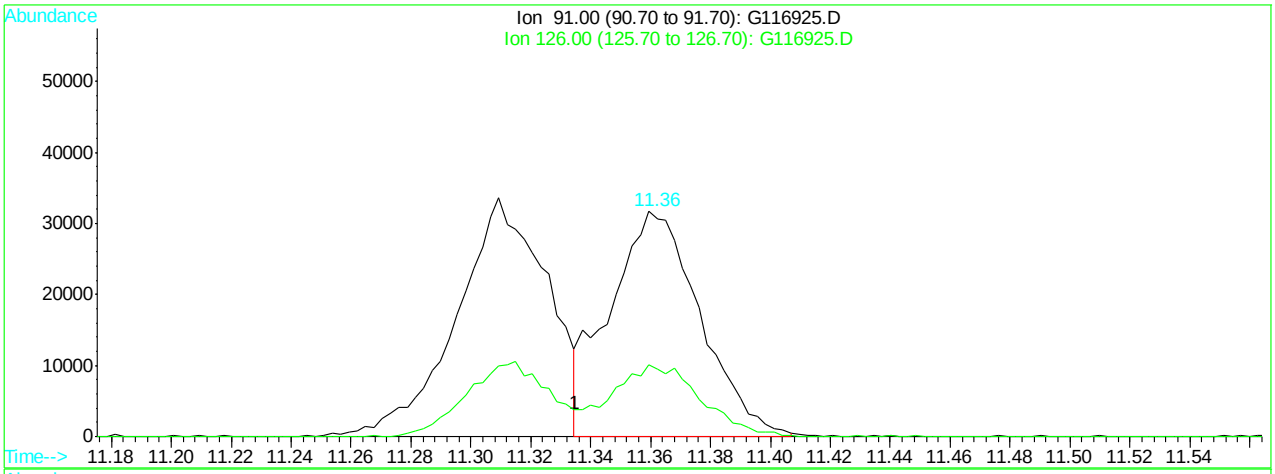

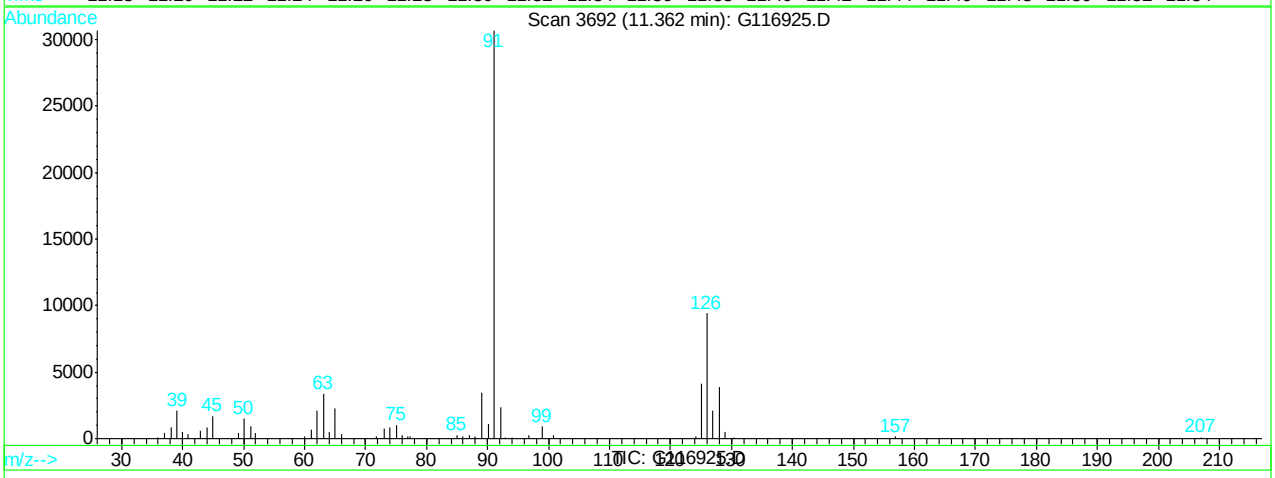

(88) 4-chlorotoluene (M)

11.36min 19.29ppb m

response 66534

Ion	Exp%	Act%
91.00	100	100
126.00	34.10	30.72
0.00	0.00	0.00
0.00	0.00	0.00

G116925.D G120507T.M Tue May 08 09:52:24 2012

Manual Integrations APPROVED (compounds with "m" flag)
Dana Tyron 05/11/12 18:17

Quantitation Report (QT Reviewed)

Data File : C:\HPCHEM\1\DATA\120507\G116926.D Vial: 3
Acq On : 7 May 2012 2:27 pm Operator: alit
Sample : ic4689-5.0 Inst : GCMS G
Misc : MS25756,MSG4689,,,,5,1 Multiplr: 1.00
MS Integration Params: RTEINT.P
Quant Time: May 8 10:41 2012 Quant Results File: G120507T.RES

Quant Method : C:\HPCHEM\1\METHODS\G120507T.M (RTE Integrator)
Title : SW-846 Method 8260
Last Update : Tue May 08 10:22:17 2012
Response via : Initial Calibration
DataAcq Meth : G8260I

Internal Standards	R.T.	QIon	Response	Conc	Units	Dev(Min)
1) tert butyl alcohol-d9	3.12	65	49144	500.00	ppb	0.00
4) pentafluorobenzene	5.18	168	180496	50.00	ppb	0.00
43) 1,4-difluorobenzene	6.30	114	299950	50.00	ppb	0.00
66) chlorobenzene-d5	9.63	82	139473	50.00	ppb	0.00
80) 1,4-dichlorobenzene-d4	12.25	152	83456	50.00	ppb	0.00
System Monitoring Compounds						
40) dibromofluoromethane (s)	5.30	113	5486	2.93	ppb	-0.01
Spiked Amount 50.000	Range 70 - 130		Recovery =	5.86%#		
60) toluene-d8 (s)	7.98	98	20867m	3.46	ppb	0.00
Spiked Amount 50.000	Range 70 - 130		Recovery =	6.92%#		
82) bromofluorobenzene (s)	10.95	95	7519	3.69	ppb	0.00
Spiked Amount 50.000	Range 70 - 130		Recovery =	7.38%#		
Target Compounds						Qvalue
2) tertiary butyl alcohol	3.19	59	6828	42.54	ppb	62
3) Ethanol	2.42	45	5225m	356.27	ppb	
5) dichlorodifluoromethane	1.62	85	4362	3.94	ppb	86
6) chloromethane	1.85	50	7692	4.64	ppb	78
7) vinyl chloride	1.90	62	5601	4.65	ppb	88
8) bromomethane	2.28	96	3103m	4.27	ppb	
9) chloroethane	2.34	64	2772	4.28	ppb	86
10) ethyl ether	2.81	59	5672m	4.33	ppb	
11) acetonitrile	3.46	41	10876	4.36	ppb	86
12) trichlorofluoromethane	2.57	101	7916m	4.62	ppb	
13) freon-113	2.94	101	5508	4.72	ppb	78
14) acrolein	1.85	56	5071	21.65	ppb	97
15) 1,1-dichloroethene	3.12	96	5068	4.82	ppb	91
16) acetone	3.00	43	2942m	6.24	ppb	
17) Methyl Acetate	3.41	43	6383	4.51	ppb	97
18) methylene chloride	3.56	84	6067	4.40	ppb	82
19) methyl tert butyl ether	3.70	73	6101	5.68	ppb	90
20) acrylonitrile	3.68	53	2827	4.36	ppb	70
21) allyl chloride	3.46	41	10876	4.26	ppb	98
22) trans-1,2-dichloroethene	3.85	96	6045	4.57	ppb	78
23) iodomethane	3.41	142	9369	4.41	ppb	94
24) carbon disulfide	3.61	76	19969	4.72	ppb	99
25) propionitrile	4.78	54	887m	3.68	ppb	
26) vinyl acetate	3.41	43	6383	4.51	ppb	100
27) chloroprene	4.37	53	9083	4.26	ppb	98
28) di-isopropyl ether	4.15	45	21644	3.91	ppb	83
29) methacrylonitrile	4.99	41	6532	4.62	ppb	95
30) 2-butanone	4.70	72	706m	4.36	ppb	
31) Ethyl Acetate	4.15	TIC	41065	4.30	ug/L #	100
32) Hexane	3.91	41	6523	4.46	ppb #	63
33) 1,1-dichloroethane	6.85	63	7646	4.71	ppb	75
34) tert-butyl ethyl ether	4.55	59	3605m	6.32	ppb	
35) isobutyl alcohol	4.87	43	6891	25.26	ppb	84
36) 2,2-dichloropropane	4.86	77	8719	4.85	ppb	98
37) cis-1,2-dichloroethene	4.91	96	6977	4.74	ppb	84

(#) = qualifier out of range (m) = manual integration
G116926.D G120507T.M Tue May 08 12:11:49 2012 Page 1

Quantitation Report (QT Reviewed)

Data File : C:\HPCHEM\1\DATA\120507\G116926.D Vial: 3
Acq On : 7 May 2012 2:27 pm Operator: alit
Sample : ic4689-5.0 Inst : GCMS G
Misc : MS25756,MSG4689,,,,5,1 Multiplr: 1.00
MS Integration Params: RTEINT.P
Quant Time: May 8 10:41 2012 Quant Results File: G120507T.RES

Quant Method : C:\HPCHEM\1\METHODS\G120507T.M (RTE Integrator)
Title : SW-846 Method 8260
Last Update : Tue May 08 10:22:17 2012
Response via : Initial Calibration
DataAcq Meth : G8260I

	Compound	R.T.	QIon	Response	Conc	Unit		Qvalue
38)	bromochloromethane	5.25	128	3800m	5.07	ppb		
39)	chloroform	7.10	83	8900	4.46	ppb		97
41)	Tetrahydrofuran	5.28	42	2258	4.48	ppb		85
42)	1,1,1-trichloroethane	8.42	97	6052	4.51	ppb		91
44)	Cyclohexane	5.53	56	12593	5.08	ppb		90
45)	carbon tetrachloride	5.79	117	7308	4.34	ppb		78
46)	1,1-dichloropropene	8.25	75	9614	4.44	ppb		95
47)	benzene	5.99	78	26442	4.69	ppb		89
48)	1,2-dichloroethane	5.96	62	10179	4.90	ppb		89
49)	tert-amyl methyl ether	6.27	73	2385	31.87	ppb	#	60
50)	heptane	5.84	43	9677m	4.22	ppb		
51)	trichloroethene	6.65	95	6860	4.62	ppb		89
52)	1,2-dichloropropane	6.85	63	7646	4.86	ppb		69
53)	dibromomethane	7.16	93	4856	5.18	ppb		80
54)	bromodichloromethane	7.10	83	8900	4.60	ppb		97
55)	Methylcyclohexane	6.72	83	9710	4.44	ppb	#	79
56)	2-chloroethyl vinyl ether	6.85	63	7646	4.86	ppb	#	78
57)	methyl methacrylate	6.90	69	4780	4.54	ppb		81
58)	1,4-dioxane	4.37	88	4999m	24.48	ppb		
59)	cis-1,3-dichloropropene	8.25	75	9614	4.44	ppb		100
61)	4-methyl-2-pentanone	7.45	43	6106	4.15	ppb	#	44
62)	toluene	8.07	92	16884m	5.11	ppb		
63)	trans-1,3-dichloropropene	8.25	75	9614	4.44	ppb		100
64)	1,1,2-trichloroethane	10.86	83	8386	4.92	ppb		98
65)	ethyl methacrylate	8.23	69	7893	4.34	ppb		97
67)	tetrachloroethene	8.77	166	7034	5.42	ppb	#	67
68)	1,3-dichloropropane	8.70	76	11473	5.01	ppb		97
69)	dibromochloromethane	8.99	129	6100	4.25	ppb		69
70)	1,2-dibromoethane	9.22	107	7381	5.01	ppb		95
71)	2-hexanone	8.42	43	4392	4.46	ppb	#	60
72)	chlorobenzene	9.67	112	16415	5.05	ppb		93
73)	1,1,1,2-tetrachloroethane	9.71	131	5800	4.47	ppb		91
74)	ethylbenzene	9.73	91	25951	5.02	ppb		95
75)	m,p-xylene	9.81	106	20154	10.74	ppb		82
76)	o-xylene	10.29	106	9093	5.20	ppb		90
77)	styrene	10.33	104	14105	4.69	ppb		85
78)	bromoform	10.70	173	3809	4.10	ppb		99
79)	trans-1,4-dichloro-2-buten	10.72	53	925m	3.20	ppb		
81)	isopropylbenzene	10.68	105	20590	5.23	ppb		98
83)	bromobenzene	11.17	156	6687	5.04	ppb		90
84)	1,1,2,2-tetrachloroethane	10.86	83	8386	5.11	ppb		98
85)	1,2,3-trichloropropane	11.02	75	6633	5.24	ppb		92
86)	n-propylbenzene	11.11	91	23285	5.70	ppb		92
87)	2-chlorotoluene	11.31	91	17589m	5.21	ppb		
88)	4-chlorotoluene	11.36	91	16602m	5.47	ppb		
89)	1,3,5-trimethylbenzene	10.68	105	20590	5.23	ppb		98
90)	tert-butylbenzene	11.68	91	12575	6.06	ppb		77
91)	1,2,4-trimethylbenzene	11.29	105	20210	5.47	ppb		96
92)	sec-butylbenzene	11.91	105	20159	5.73	ppb		97

(#) = qualifier out of range (m) = manual integration

Quantitation Report (QT Reviewed)

Data File : C:\HPCHEM\1\DATA\120507\G116926.D Vial: 3
Acq On : 7 May 2012 2:27 pm Operator: alit
Sample : ic4689-5.0 Inst : GCMS G
Misc : MS25756,MSG4689,,,,5,1 Multiplr: 1.00
MS Integration Params: RTEINT.P
Quant Time: May 8 10:41 2012 Quant Results File: G120507T.RES

Quant Method : C:\HPCHEM\1\METHODS\G120507T.M (RTE Integrator)
Title : SW-846 Method 8260
Last Update : Tue May 08 10:22:17 2012
Response via : Initial Calibration
DataAcq Meth : G8260I

	Compound	R.T.	QIon	Response	Conc	Unit		Qvalue
93)	1,3-dichlorobenzene	12.17	146	9385	5.22	ppb		95
94)	p-isopropyltoluene	12.06	119	16502	5.85	ppb		91
95)	1,4-dichlorobenzene	12.28	146	10124	5.35	ppb		93
96)	1,2-dichlorobenzene	12.69	146	9448	5.38	ppb		88
97)	n-butylbenzene	12.51	91	14735	5.41	ppb		94
98)	1,2-dibromo-3-chloropropan	13.55	75	1060	4.63	ppb		83
99)	1,3,5-trichlorobenzene	13.81	180	6151	4.72	ug/L		95
100)	1,2,4-trichlorobenzene	14.51	180	3936	3.67	ppb		96
101)	hexachlorobutadiene	14.66	225	2500	4.53	ppb		97
102)	naphthalene	14.80	128	10694	4.33	ppb		100
103)	2-Methylnaphthalene	15.98	142	1584	1.41	ug/L	#	76
104)	1-Methylnaphthalene	16.25	142	1667	1.59	ug/L	#	75
105)	1,2,3-trichlorobenzene	15.07	180	4079	4.04	ppb		98

(#) = qualifier out of range (m) = manual integration

Quantitation Report

Data File : C:\HPCHEM\1\DATA\120507\G116926.D Vial: 3
Acq On : 7 May 2012 2:27 pm Operator: alit
Sample : ic4689-5.0 Inst : GCMS G
Misc : MS25756,MSG4689,,,,5,1 Multiplr: 1.00
MS Integration Params: RTEINT.P
Quant Time: May 8 10:41 2012 Quant Results File: G120507T.RES

Method : C:\HPCHEM\1\METHODS\G120507T.M (RTE Integrator)
Title : SW-846 Method 8260
Last Update : Tue May 08 11:43:14 2012
Response via : Initial Calibration

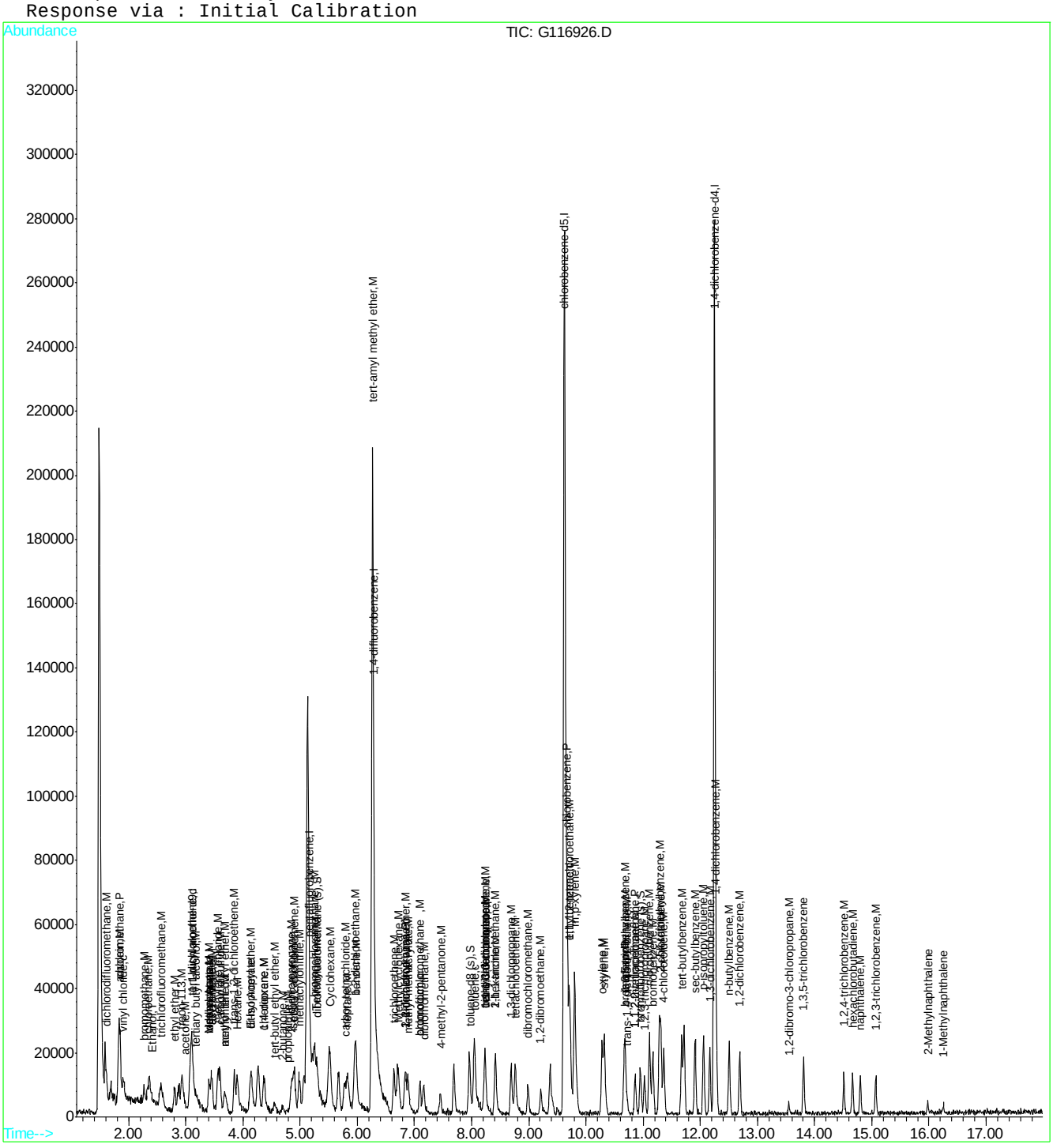

Quantitation Report (Qedit)

Data File : C:\HPCHEM\1\DATA\120507\G116926.D Vial: 3
Acq On : 7 May 2012 2:27 pm Operator: alit
Sample : ic4689-5.0 Inst : GCMS G
Misc : MS25756,MSG4689,,,,5,1 Multiplr: 1.00
MS Integration Params: RTEINT.P
Quant Time: May 8 10:37 2012 Quant Results File: temp.res

Method : C:\HPCHEM\1\METHODS\G120507T.M (RTE Integrator)
Title : SW-846 Method 8260
Last Update : Tue May 08 10:22:17 2012
Response via : Multiple Level Calibration

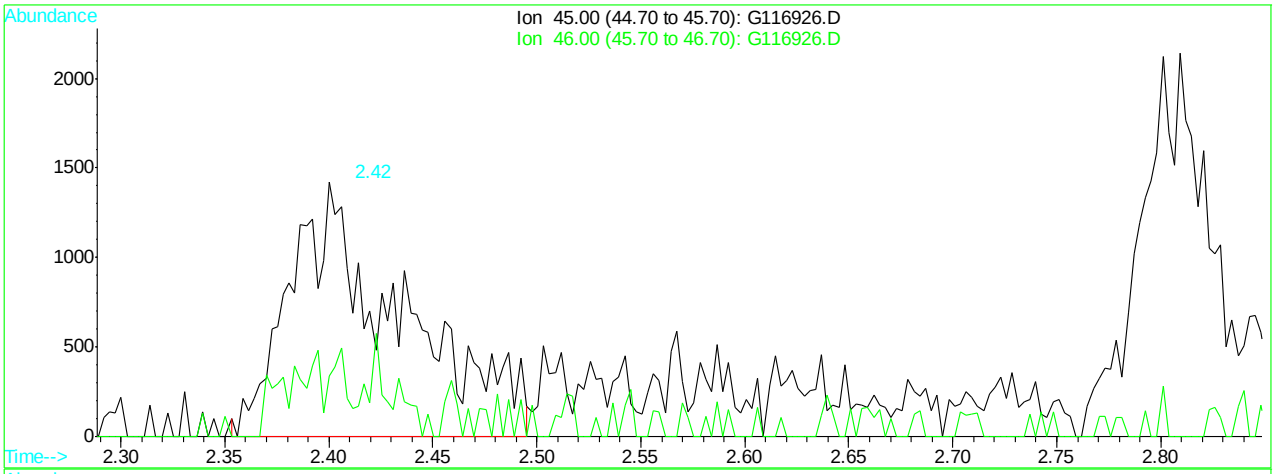

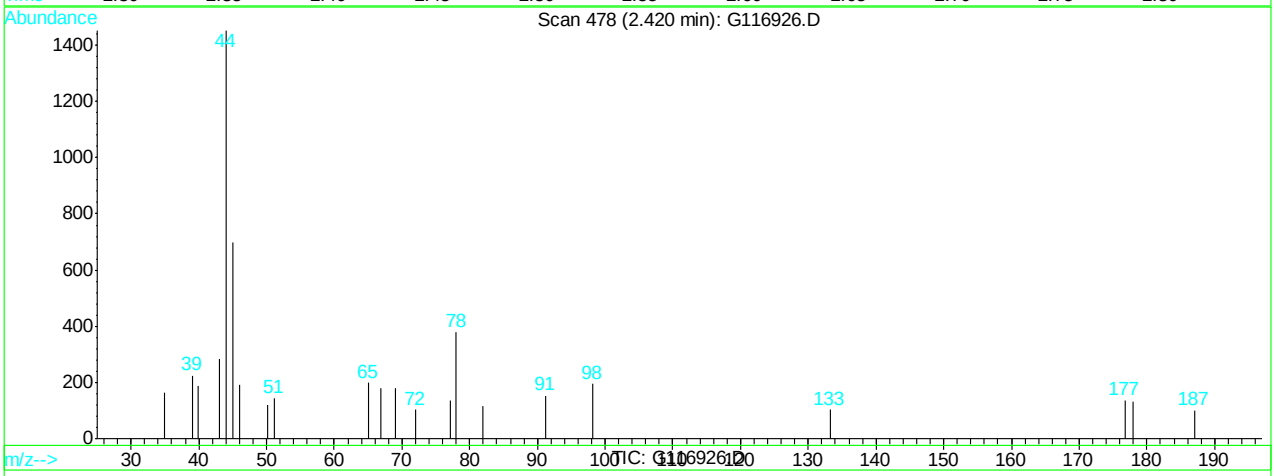

(3) Ethanol (T)

2.42min 356.27ppb m

response 5225

Ion	Exp%	Act%
45.00	100	100
46.00	0.00	0.00
0.00	0.00	0.00
0.00	0.00	0.00

G116926.D G120507T.M Tue May 08 10:37:25 2012

Quantitation Report (Qedit)

Data File : C:\HPCHEM\1\DATA\120507\G116926.D Vial: 3
Acq On : 7 May 2012 2:27 pm Operator: alit
Sample : ic4689-5.0 Inst : GCMS G
Misc : MS25756,MSG4689,,,,5,1 Multiplr: 1.00
MS Integration Params: RTEINT.P
Quant Time: May 8 10:37 2012 Quant Results File: temp.res

Method : C:\HPCHEM\1\METHODS\G120507T.M (RTE Integrator)
Title : SW-846 Method 8260
Last Update : Tue May 08 10:22:17 2012
Response via : Multiple Level Calibration

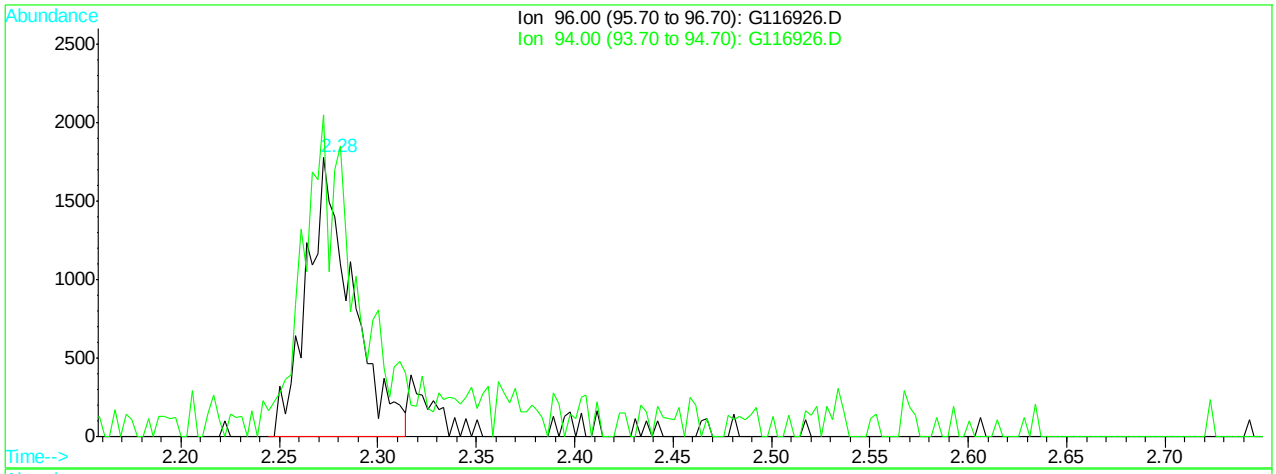

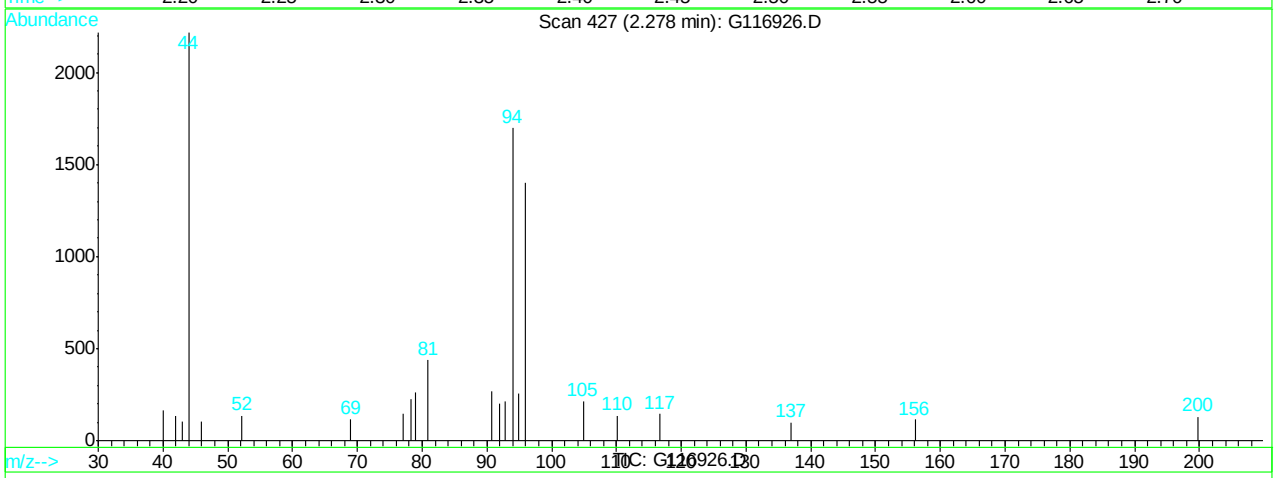

(8) bromomethane (M)

2.28min 3.88ppb

response 2820

Ion	Exp%	Act%
96.00	100	100
94.00	108.10	109.65
0.00	0.00	0.00
0.00	0.00	0.00

G116926.D G120507T.M Tue May 08 10:37:36 2012

Quantitation Report (Qedit)

Data File : C:\HPCHEM\1\DATA\120507\G116926.D Vial: 3
Acq On : 7 May 2012 2:27 pm Operator: alit
Sample : ic4689-5.0 Inst : GCMS G
Misc : MS25756,MSG4689,,,,5,1 Multiplr: 1.00
MS Integration Params: RTEINT.P
Quant Time: May 8 10:37 2012 Quant Results File: temp.res

Method : C:\HPCHEM\1\METHODS\G120507T.M (RTE Integrator)
Title : SW-846 Method 8260
Last Update : Tue May 08 10:22:17 2012
Response via : Multiple Level Calibration

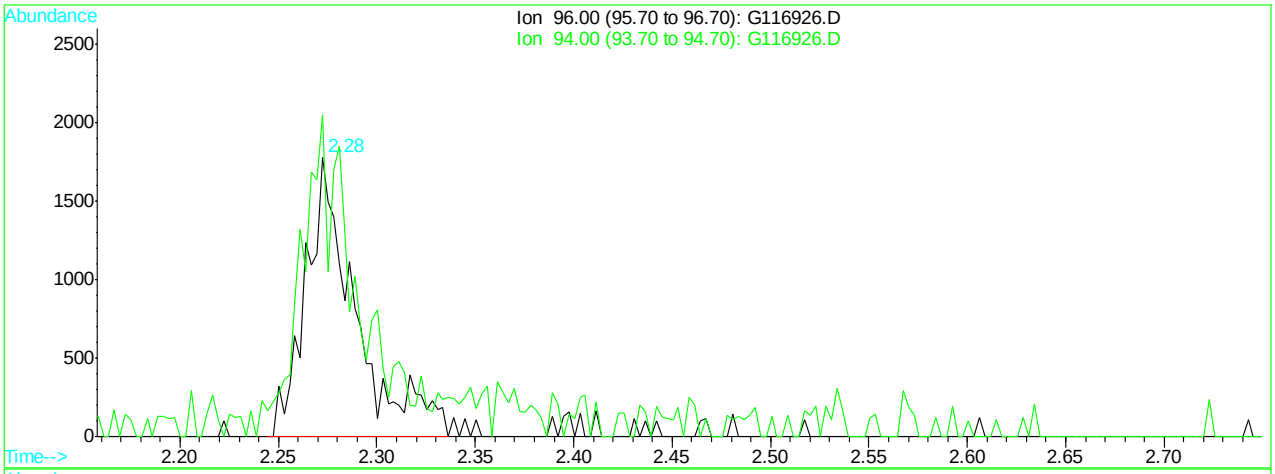

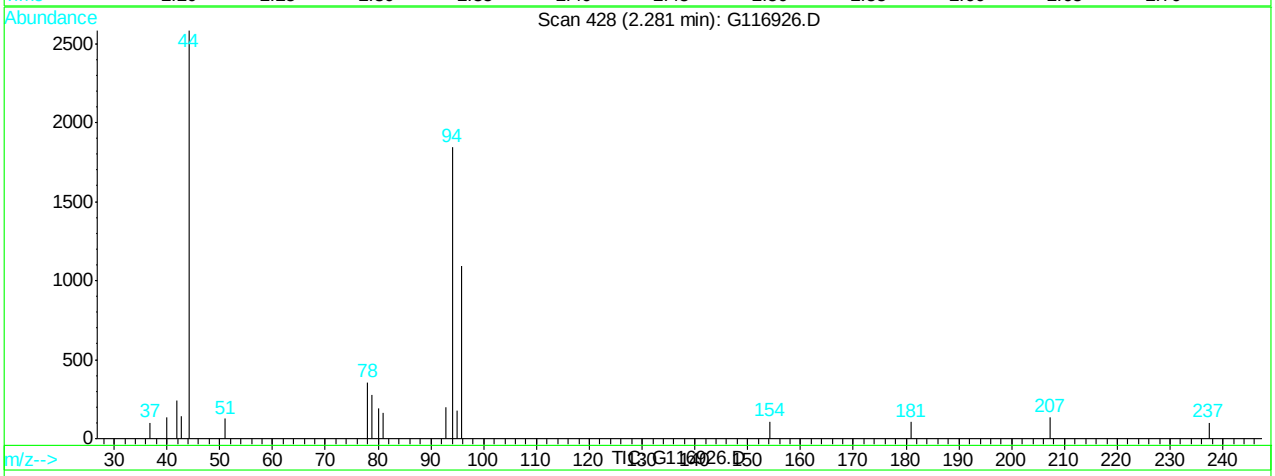

(8) bromomethane (M)

2.28min 4.27ppb m

response 3103

Ion	Exp%	Act%
96.00	100	100
94.00	108.10	168.43#
0.00	0.00	0.00
0.00	0.00	0.00

G116926.D G120507T.M Tue May 08 10:37:40 2012

Quantitation Report (Qedit)

Data File : C:\HPCHEM\1\DATA\120507\G116926.D Vial: 3
Acq On : 7 May 2012 2:27 pm Operator: alit
Sample : ic4689-5.0 Inst : GCMS G
Misc : MS25756,MSG4689,,,,5,1 Multiplr: 1.00
MS Integration Params: RTEINT.P
Quant Time: May 8 10:37 2012 Quant Results File: temp.res

Method : C:\HPCHEM\1\METHODS\G120507T.M (RTE Integrator)
Title : SW-846 Method 8260
Last Update : Tue May 08 10:22:17 2012
Response via : Multiple Level Calibration

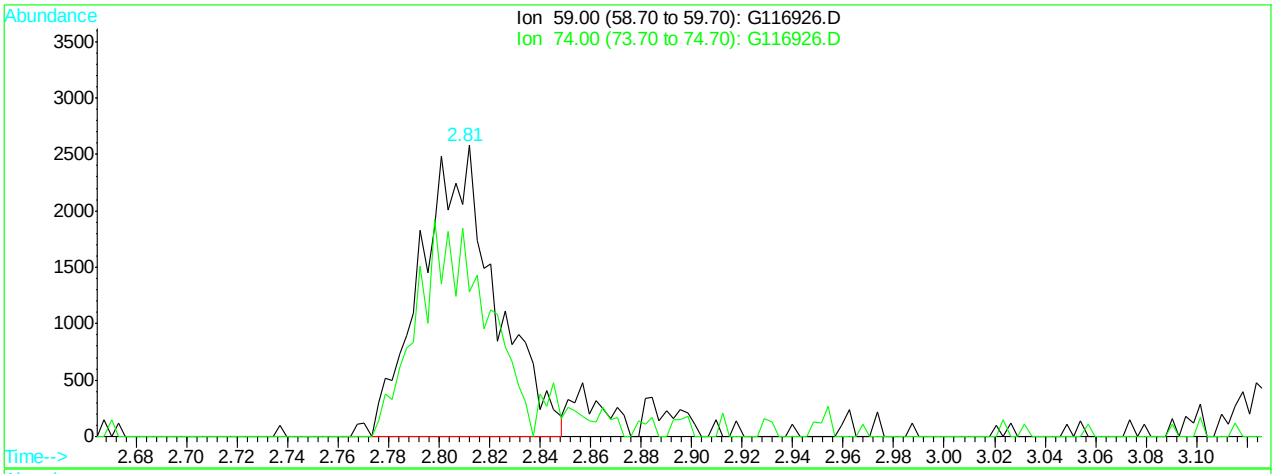

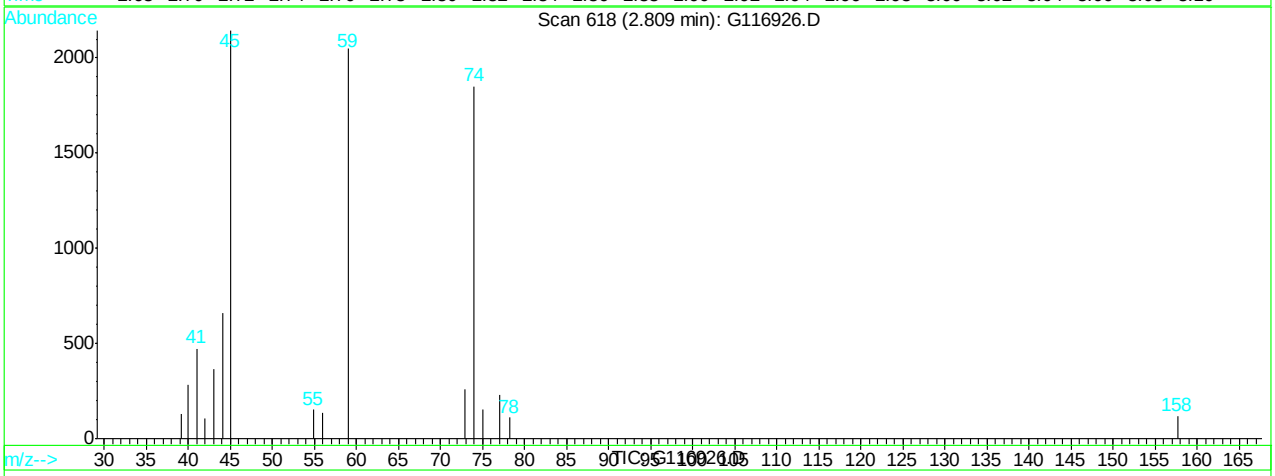

(10) ethyl ether (M)

2.81min 4.05ppb

response 5297

Ion	Exp%	Act%
59.00	100	100
74.00	75.00	90.20
0.00	0.00	0.00
0.00	0.00	0.00

G116926.D G120507T.M Tue May 08 10:38:39 2012

Quantitation Report (Qedit)

Data File : C:\HPCHEM\1\DATA\120507\G116926.D Vial: 3
Acq On : 7 May 2012 2:27 pm Operator: alit
Sample : ic4689-5.0 Inst : GCMS G
Misc : MS25756,MSG4689,,,,5,1 Multiplr: 1.00
MS Integration Params: RTEINT.P
Quant Time: May 8 10:38 2012 Quant Results File: temp.res

Method : C:\HPCHEM\1\METHODS\G120507T.M (RTE Integrator)
Title : SW-846 Method 8260
Last Update : Tue May 08 10:22:17 2012
Response via : Multiple Level Calibration

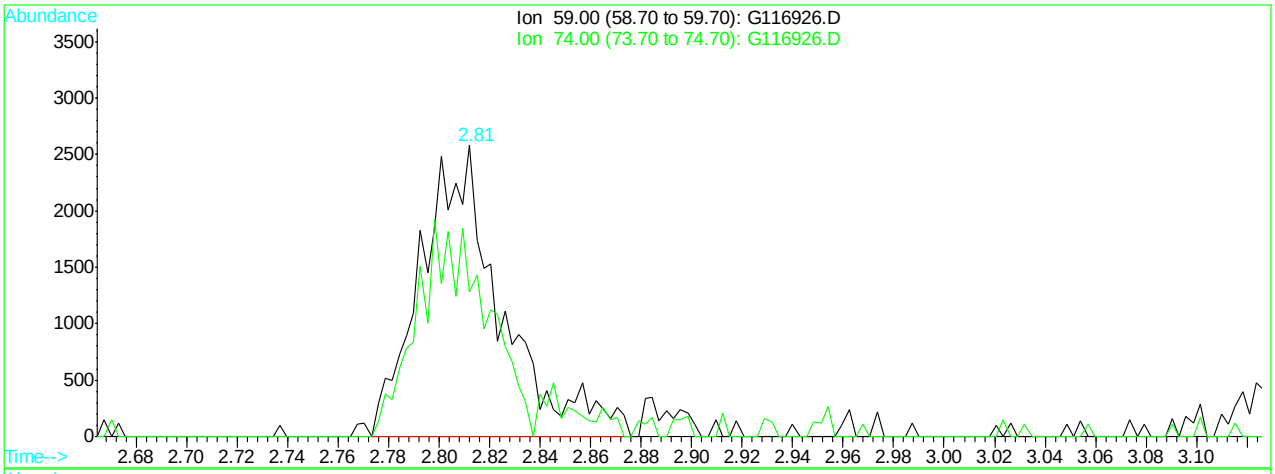

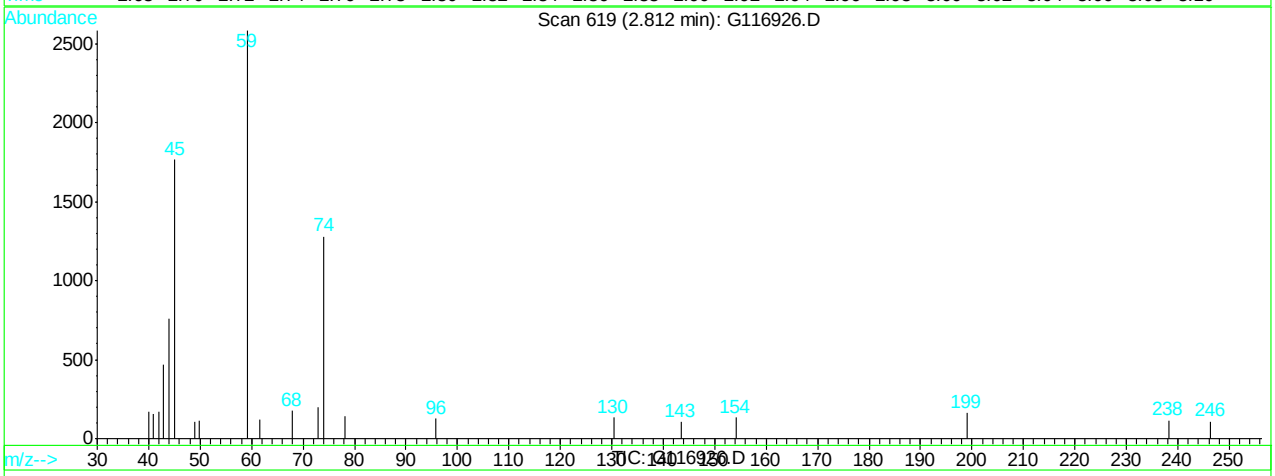

(10) ethyl ether (M)

2.81min 4.33ppb m

response 5672

Ion	Exp%	Act%
59.00	100	100
74.00	75.00	49.50
0.00	0.00	0.00
0.00	0.00	0.00

G116926.D G120507T.M Tue May 08 10:38:44 2012

Quantitation Report (Qedit)

Data File : C:\HPCHEM\1\DATA\120507\G116926.D Vial: 3
Acq On : 7 May 2012 2:27 pm Operator: alit
Sample : ic4689-5.0 Inst : GCMS G
Misc : MS25756,MSG4689,,,,5,1 Multiplr: 1.00
MS Integration Params: RTEINT.P
Quant Time: May 8 10:38 2012 Quant Results File: temp.res

Method : C:\HPCHEM\1\METHODS\G120507T.M (RTE Integrator)
Title : SW-846 Method 8260
Last Update : Tue May 08 10:22:17 2012
Response via : Multiple Level Calibration

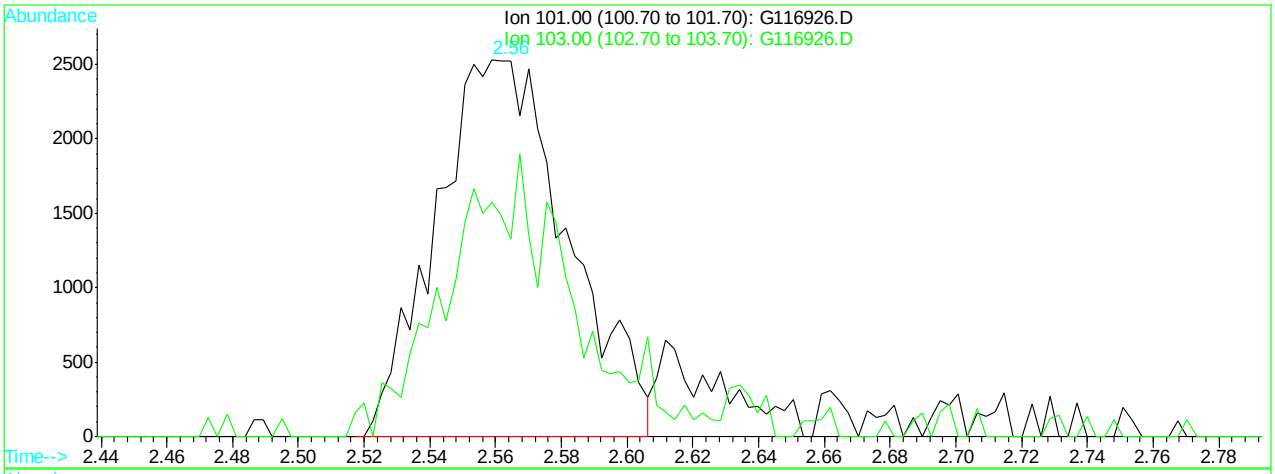

(12) trichlorofluoromethane (M)

2.56min 4.12ppb

response 7063

Ion	Exp%	Act%
101.00	100	100
103.00	71.00	46.51
0.00	0.00	0.00
0.00	0.00	0.00

G116926.D G120507T.M Tue May 08 10:38:51 2012

Quantitation Report (Qedit)

Data File : C:\HPCHEM\1\DATA\120507\G116926.D Vial: 3
Acq On : 7 May 2012 2:27 pm Operator: alit
Sample : ic4689-5.0 Inst : GCMS G
Misc : MS25756,MSG4689,,,,5,1 Multiplr: 1.00
MS Integration Params: RTEINT.P
Quant Time: May 8 10:38 2012 Quant Results File: temp.res

Method : C:\HPCHEM\1\METHODS\G120507T.M (RTE Integrator)
Title : SW-846 Method 8260
Last Update : Tue May 08 10:22:17 2012
Response via : Multiple Level Calibration

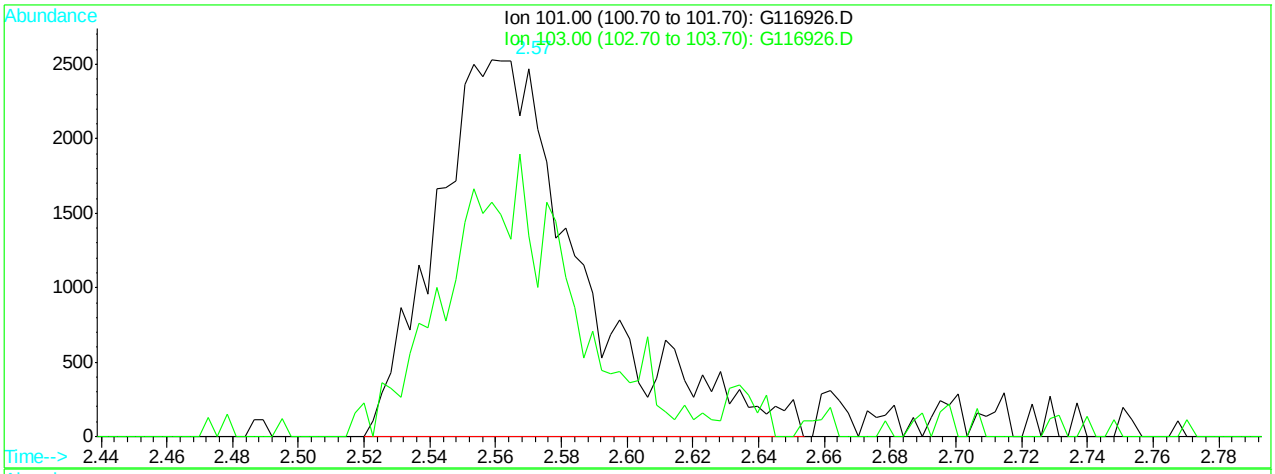

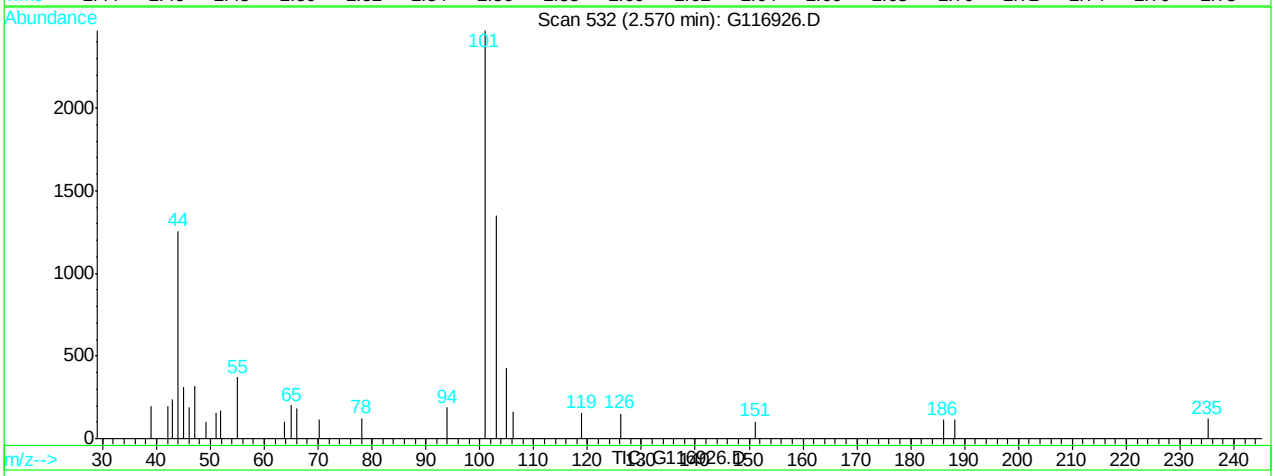

(12) trichlorofluoromethane (M)

2.57min 4.62ppb m

response 7916

Ion	Exp%	Act%
101.00	100	100
103.00	71.00	54.56
0.00	0.00	0.00
0.00	0.00	0.00

G116926.D G120507T.M Tue May 08 10:38:55 2012

Quantitation Report (Qedit)

Data File : C:\HPCHEM\1\DATA\120507\G116926.D Vial: 3
Acq On : 7 May 2012 2:27 pm Operator: alit
Sample : ic4689-5.0 Inst : GCMS G
Misc : MS25756,MSG4689,,,,5,1 Multiplr: 1.00
MS Integration Params: RTEINT.P
Quant Time: May 8 10:39 2012 Quant Results File: temp.res

Method : C:\HPCHEM\1\METHODS\G120507T.M (RTE Integrator)
Title : SW-846 Method 8260
Last Update : Tue May 08 10:22:17 2012
Response via : Multiple Level Calibration

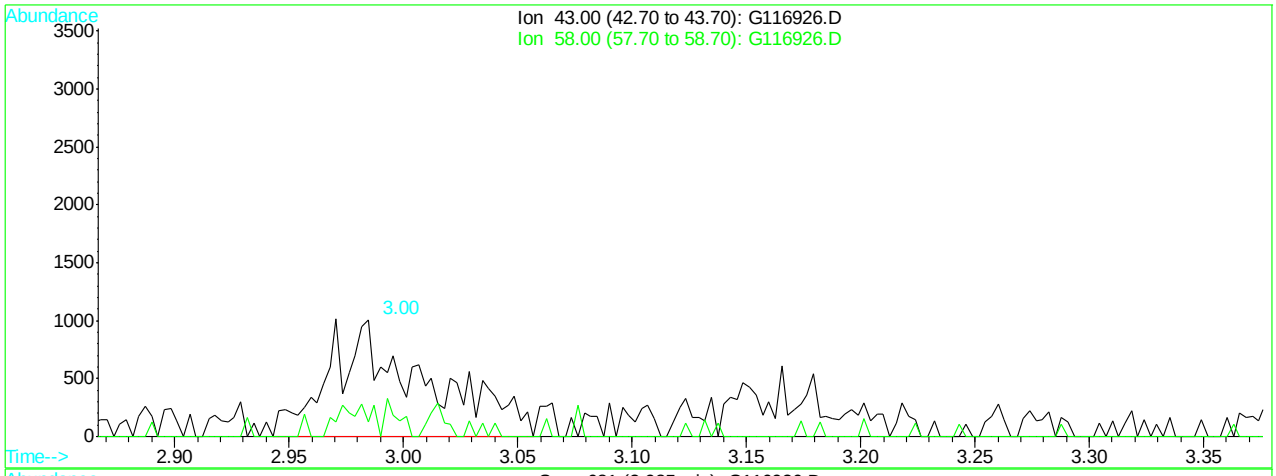

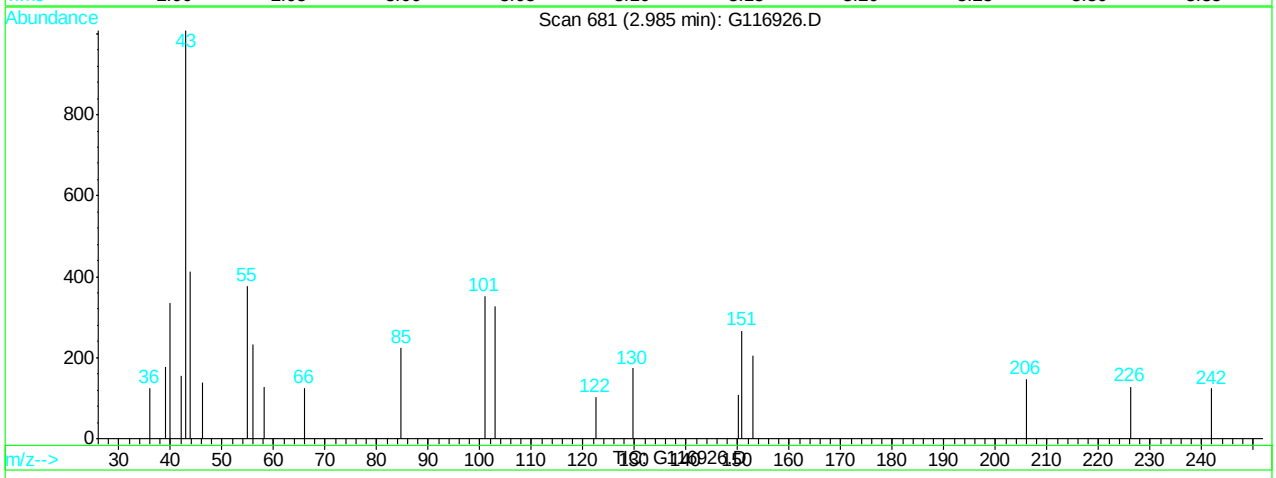

(16) acetone (M)

3.00min 6.24ppb m

response 2942

Ion	Exp%	Act%
43.00	100	100
58.00	34.20	26.47
0.00	0.00	0.00
0.00	0.00	0.00

G116926.D G120507T.M Tue May 08 10:39:09 2012

Quantitation Report (Qedit)

Data File : C:\HPCHEM\1\DATA\120507\G116926.D Vial: 3
Acq On : 7 May 2012 2:27 pm Operator: alit
Sample : ic4689-5.0 Inst : GCMS G
Misc : MS25756,MSG4689,,,,5,1 Multiplr: 1.00
MS Integration Params: RTEINT.P
Quant Time: May 8 10:39 2012 Quant Results File: temp.res

Method : C:\HPCHEM\1\METHODS\G120507T.M (RTE Integrator)
Title : SW-846 Method 8260
Last Update : Tue May 08 10:22:17 2012
Response via : Multiple Level Calibration

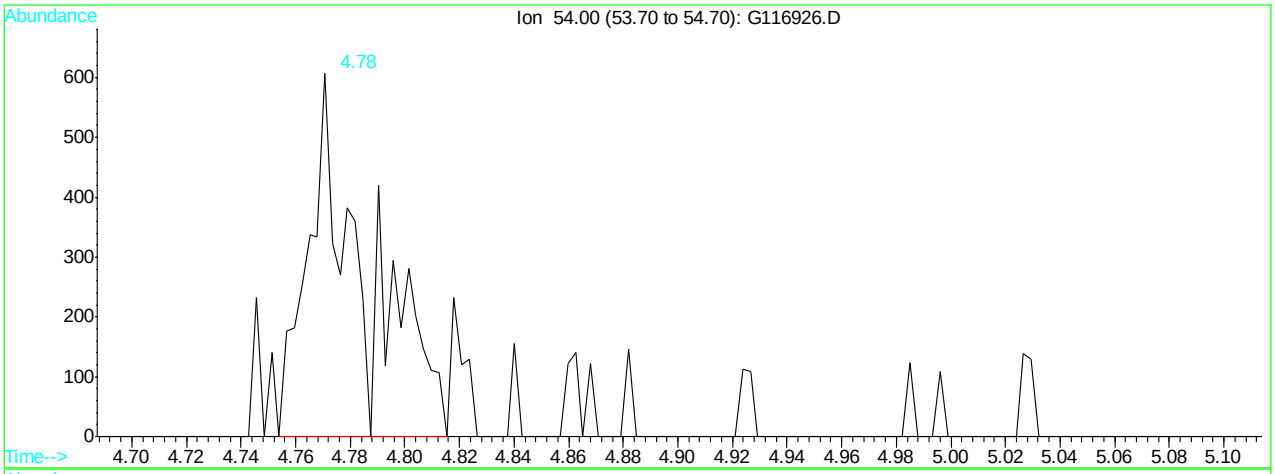

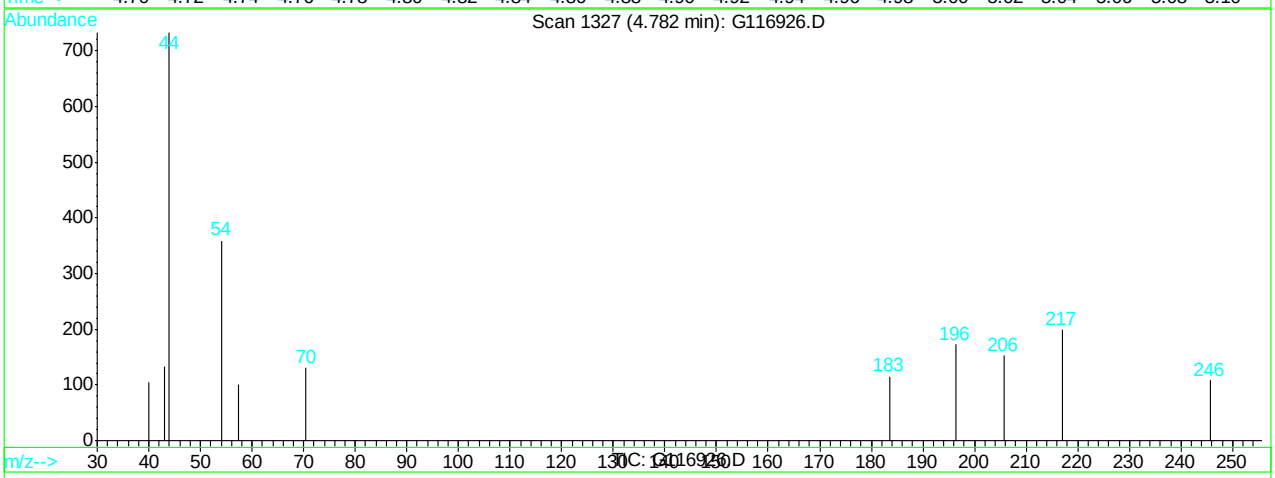

(25) propionitrile (M)

4.78min 3.68ppb m

response 887

Ion	Exp%	Act%
54.00	100	100
0.00	0.00	0.00
0.00	0.00	0.00
0.00	0.00	0.00

G116926.D G120507T.M Tue May 08 10:39:22 2012

Quantitation Report (Qedit)

Data File : C:\HPCHEM\1\DATA\120507\G116926.D Vial: 3
Acq On : 7 May 2012 2:27 pm Operator: alit
Sample : ic4689-5.0 Inst : GCMS G
Misc : MS25756,MSG4689,,,,5,1 Multiplr: 1.00
MS Integration Params: RTEINT.P
Quant Time: May 8 10:39 2012 Quant Results File: temp.res

Method : C:\HPCHEM\1\METHODS\G120507T.M (RTE Integrator)
Title : SW-846 Method 8260
Last Update : Tue May 08 10:22:17 2012
Response via : Multiple Level Calibration

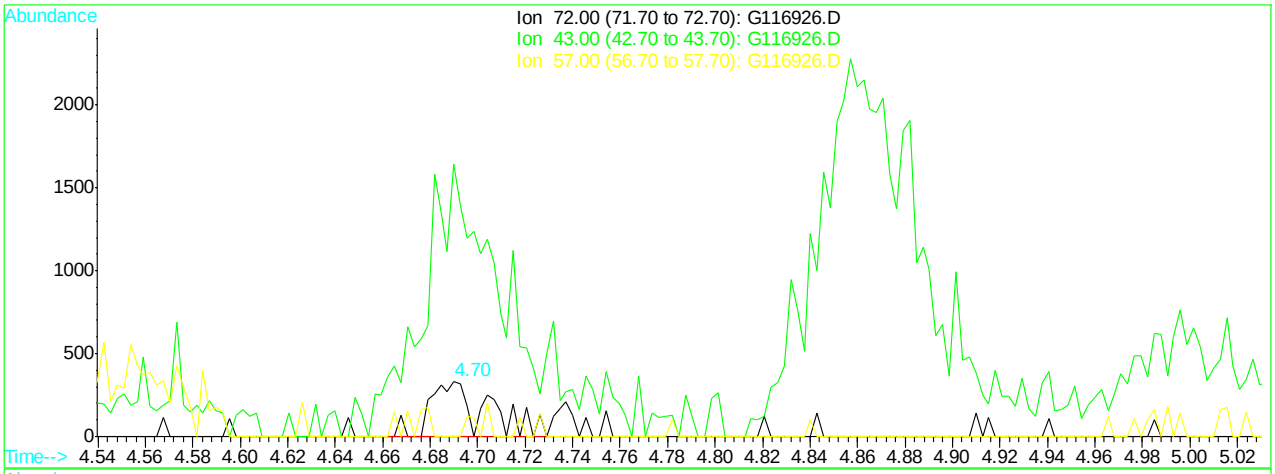

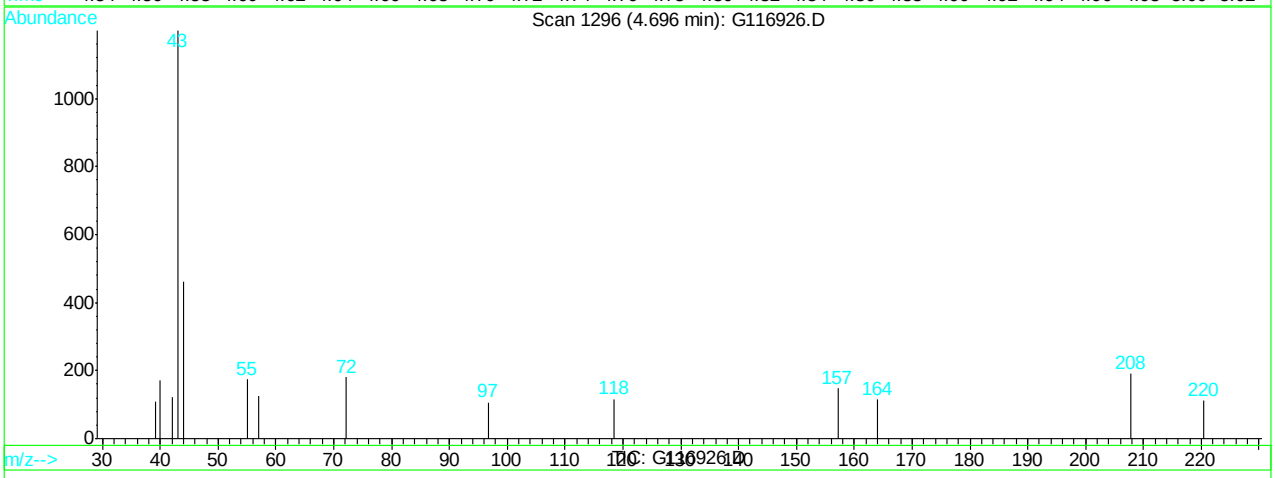

(30) 2-butanone (M)

4.70min 3.43ppb m

response 555

Ion	Exp%	Act%
72.00	100	100
43.00	385.20	666.67#
57.00	26.20	68.89#
0.00	0.00	0.00

G116926.D G120507T.M Tue May 08 10:39:35 2012

Quantitation Report (Qedit)

Data File : C:\HPCHEM\1\DATA\120507\G116926.D Vial: 3
Acq On : 7 May 2012 2:27 pm Operator: alit
Sample : ic4689-5.0 Inst : GCMS G
Misc : MS25756,MSG4689,,,,5,1 Multiplr: 1.00
MS Integration Params: RTEINT.P
Quant Time: May 8 10:39 2012 Quant Results File: temp.res

Method : C:\HPCHEM\1\METHODS\G120507T.M (RTE Integrator)
Title : SW-846 Method 8260
Last Update : Tue May 08 10:22:17 2012
Response via : Multiple Level Calibration

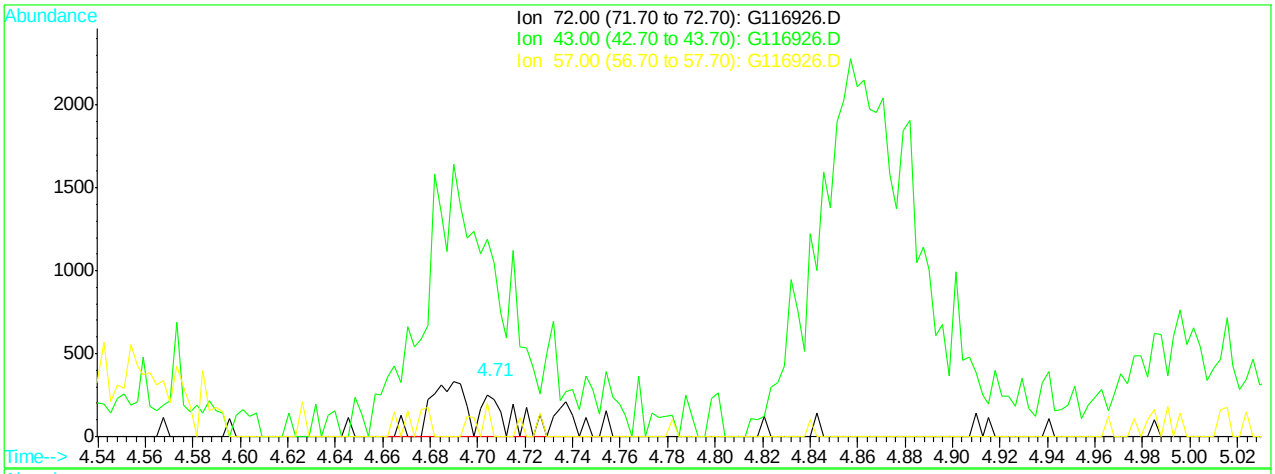

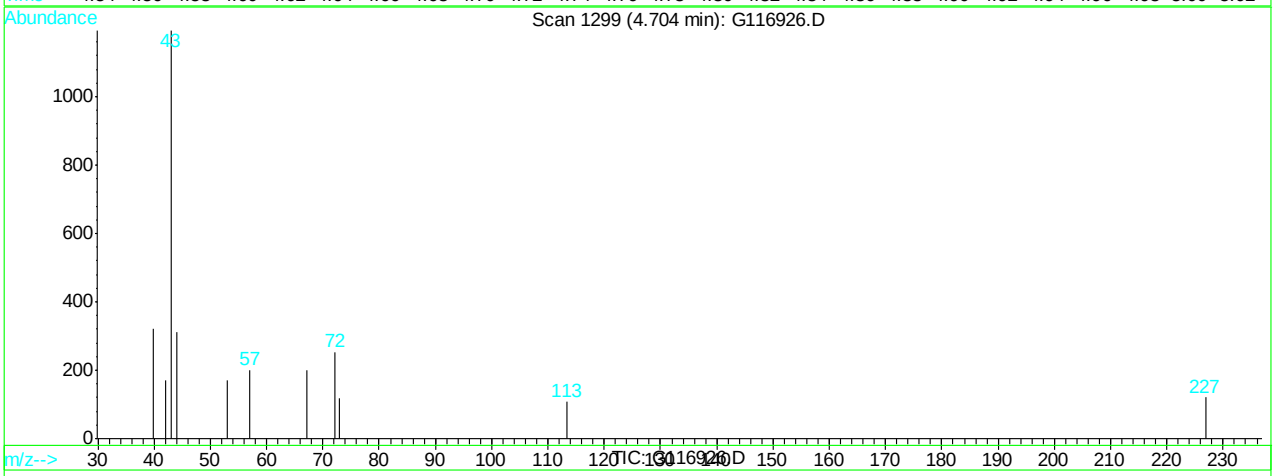

(30) 2-butanone (M)

4.70min 4.36ppb m

response 706

Ion	Exp%	Act%
72.00	100	100
43.00	385.20	471.54#
57.00	26.20	79.05#
0.00	0.00	0.00

G116926.D G120507T.M Tue May 08 10:39:40 2012

Quantitation Report (Qedit)

Data File : C:\HPCHEM\1\DATA\120507\G116926.D Vial: 3
Acq On : 7 May 2012 2:27 pm Operator: alit
Sample : ic4689-5.0 Inst : GCMS G
Misc : MS25756,MSG4689,,,,5,1 Multiplr: 1.00
MS Integration Params: RTEINT.P
Quant Time: May 8 10:39 2012 Quant Results File: temp.res

Method : C:\HPCHEM\1\METHODS\G120507T.M (RTE Integrator)
Title : SW-846 Method 8260
Last Update : Tue May 08 10:22:17 2012
Response via : Multiple Level Calibration

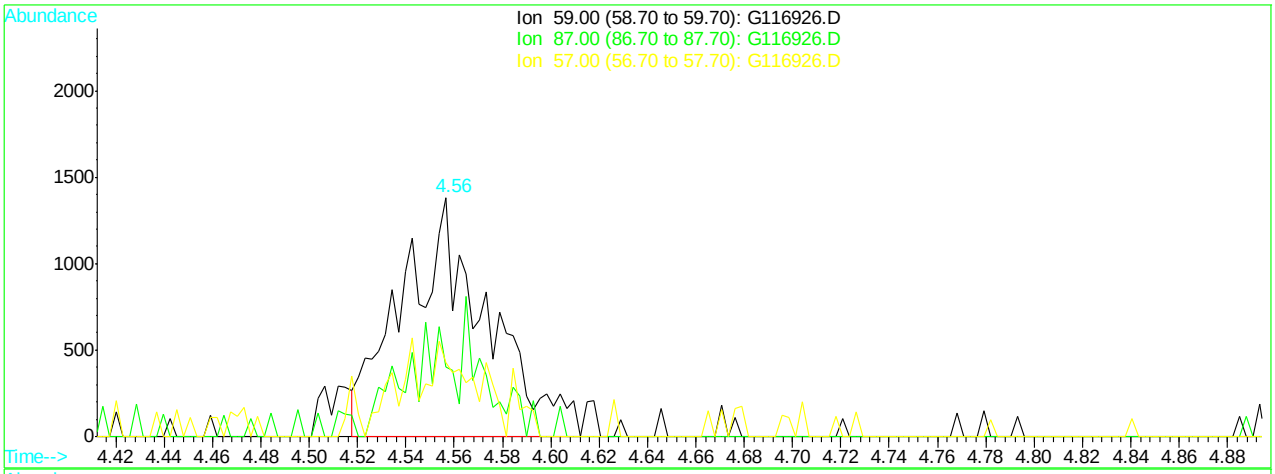

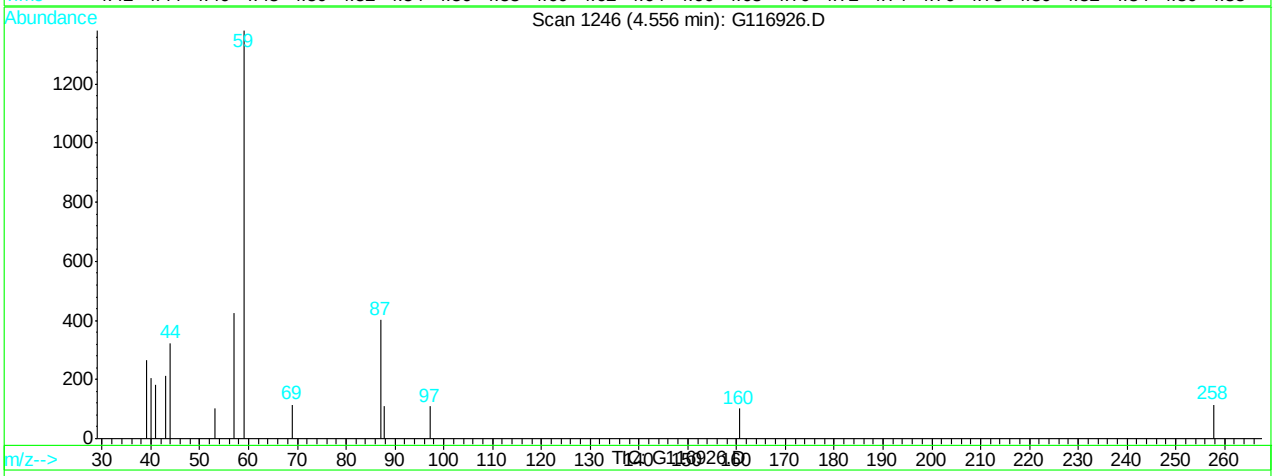

(34) tert-butyl ethyl ether (M)

4.56min 5.89ppb

response 3358

Ion	Exp%	Act%
59.00	100	100
87.00	38.10	29.11
57.00	37.60	30.85
0.00	0.00	0.00

G116926.D G120507T.M Tue May 08 10:39:48 2012

Quantitation Report (Qedit)

Data File : C:\HPCHEM\1\DATA\120507\G116926.D Vial: 3
Acq On : 7 May 2012 2:27 pm Operator: alit
Sample : ic4689-5.0 Inst : GCMS G
Misc : MS25756,MSG4689,,,,5,1 Multiplr: 1.00
MS Integration Params: RTEINT.P
Quant Time: May 8 10:39 2012 Quant Results File: temp.res

Method : C:\HPCHEM\1\METHODS\G120507T.M (RTE Integrator)
Title : SW-846 Method 8260
Last Update : Tue May 08 10:22:17 2012
Response via : Multiple Level Calibration

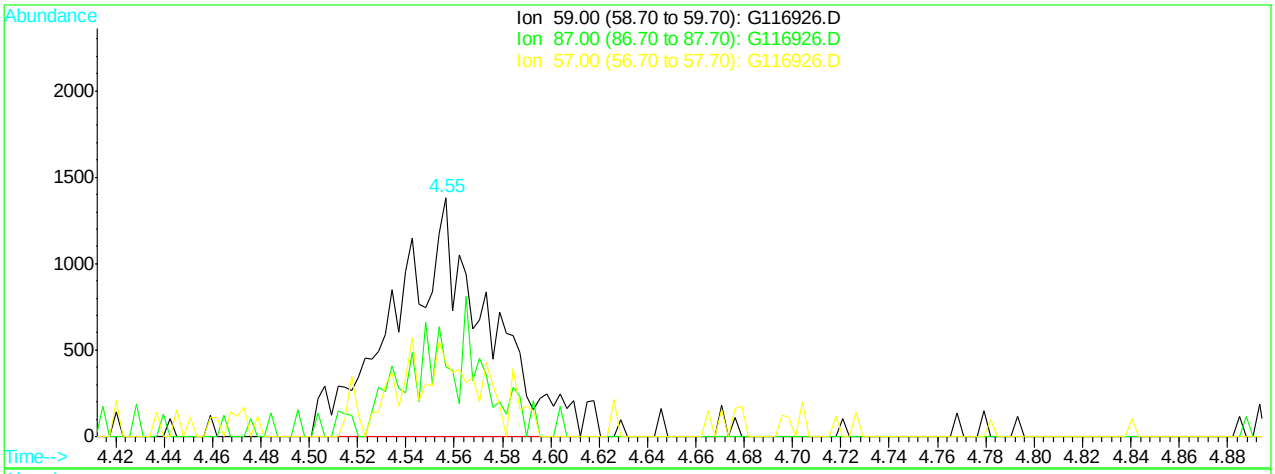

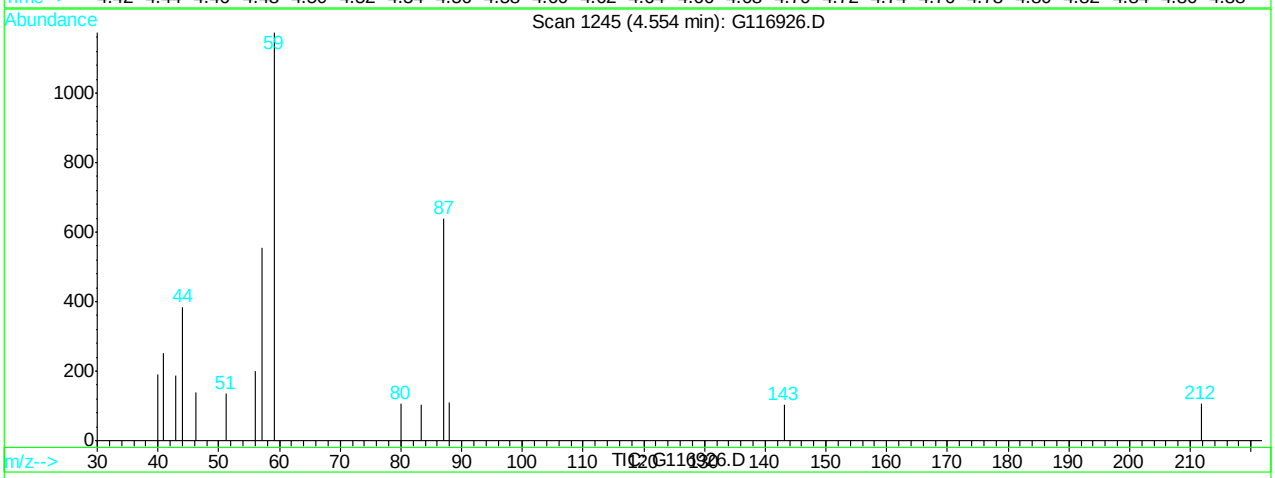

(34) tert-butyl ethyl ether (M)

4.55min 6.32ppb m

response 3605

Ion	Exp%	Act%
59.00	100	100
87.00	38.10	54.34
57.00	37.60	47.19
0.00	0.00	0.00

G116926.D G120507T.M Tue May 08 10:39:51 2012

Quantitation Report (Qedit)

Data File : C:\HPCHEM\1\DATA\120507\G116926.D Vial: 3
Acq On : 7 May 2012 2:27 pm Operator: alit
Sample : ic4689-5.0 Inst : GCMS G
Misc : MS25756,MSG4689,,,,5,1 Multiplr: 1.00
MS Integration Params: RTEINT.P
Quant Time: May 8 10:39 2012 Quant Results File: temp.res

Method : C:\HPCHEM\1\METHODS\G120507T.M (RTE Integrator)
Title : SW-846 Method 8260
Last Update : Tue May 08 10:22:17 2012
Response via : Multiple Level Calibration

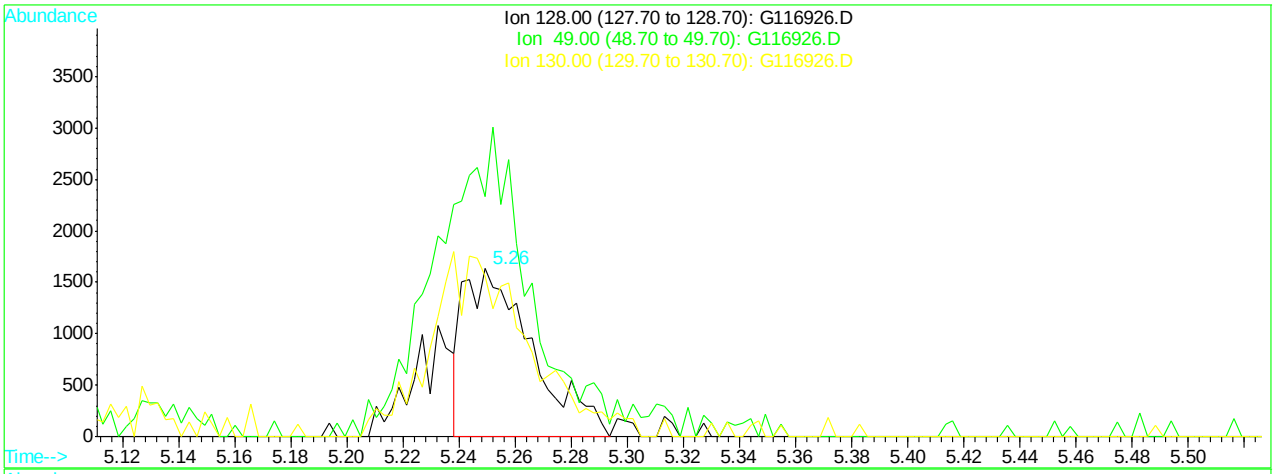

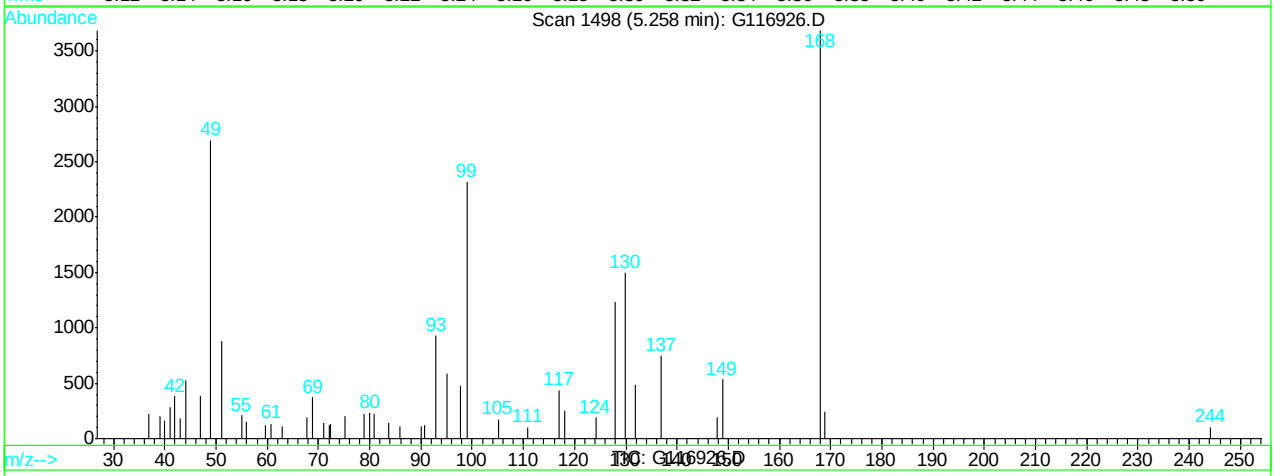

(38) bromochloromethane (M)

5.26min 3.69ppb

response 2765

Ion	Exp%	Act%
128.00	100	100
49.00	197.00	208.76
130.00	135.00	107.87
0.00	0.00	0.00

G116926.D G120507T.M Tue May 08 10:39:58 2012

Quantitation Report (Qedit)

Data File : C:\HPCHEM\1\DATA\120507\G116926.D Vial: 3
Acq On : 7 May 2012 2:27 pm Operator: alit
Sample : ic4689-5.0 Inst : GCMS G
Misc : MS25756,MSG4689,,,,5,1 Multiplr: 1.00
MS Integration Params: RTEINT.P
Quant Time: May 8 10:39 2012 Quant Results File: temp.res

Method : C:\HPCHEM\1\METHODS\G120507T.M (RTE Integrator)
Title : SW-846 Method 8260
Last Update : Tue May 08 10:22:17 2012
Response via : Multiple Level Calibration

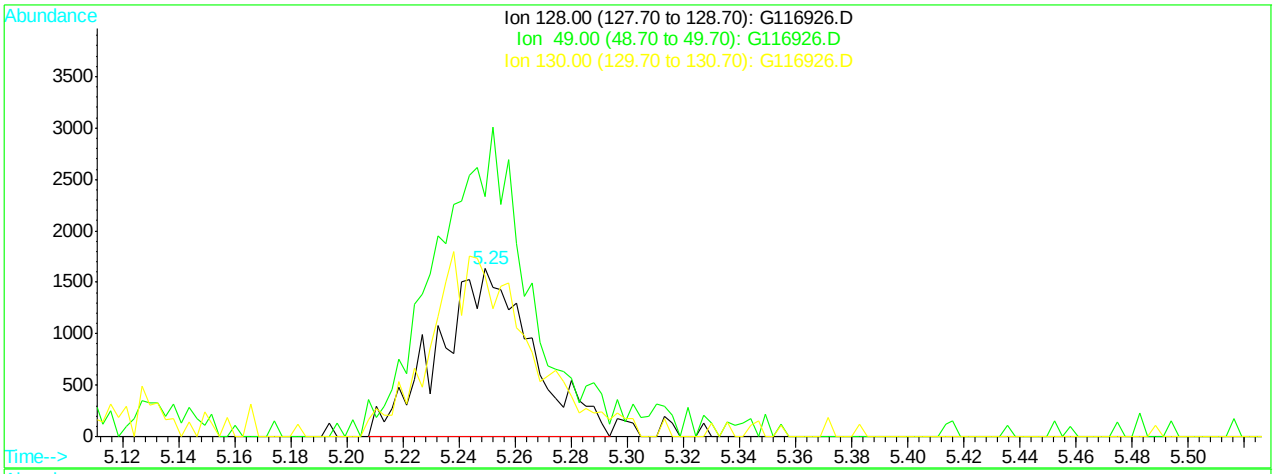

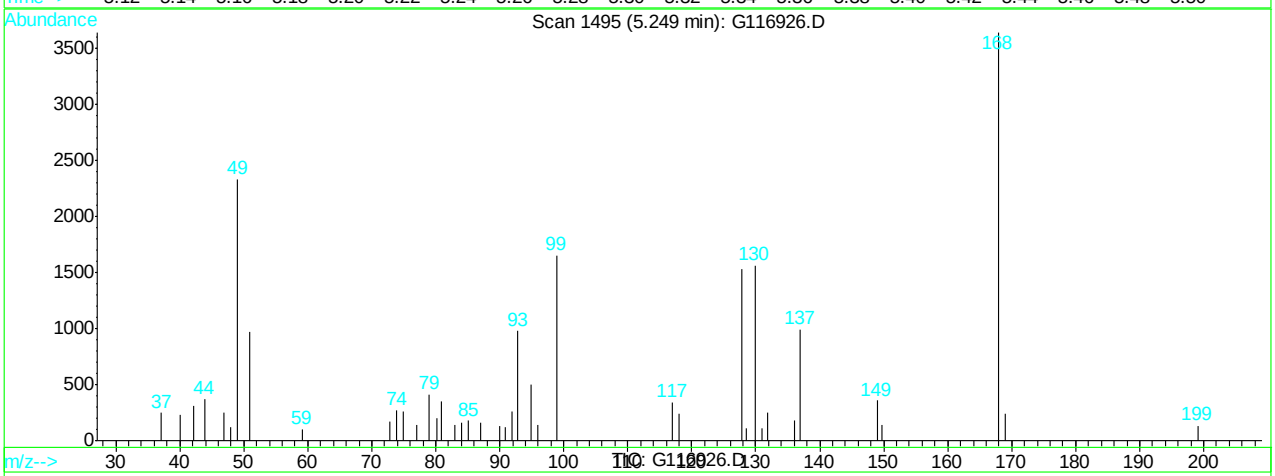

(38) bromochloromethane (M)

5.25min 5.07ppb m

response 3800

Ion	Exp%	Act%
128.00	100	100
49.00	197.00	152.72#
130.00	135.00	102.29#
0.00	0.00	0.00

G116926.D G120507T.M Tue May 08 10:40:01 2012

Quantitation Report (Qedit)

Data File : C:\HPCHEM\1\DATA\120507\G116926.D Vial: 3
Acq On : 7 May 2012 2:27 pm Operator: alit
Sample : ic4689-5.0 Inst : GCMS G
Misc : MS25756,MSG4689,,,,5,1 Multiplr: 1.00
MS Integration Params: RTEINT.P
Quant Time: May 8 10:39 2012 Quant Results File: temp.res

Method : C:\HPCHEM\1\METHODS\G120507T.M (RTE Integrator)
Title : SW-846 Method 8260
Last Update : Tue May 08 10:22:17 2012
Response via : Multiple Level Calibration

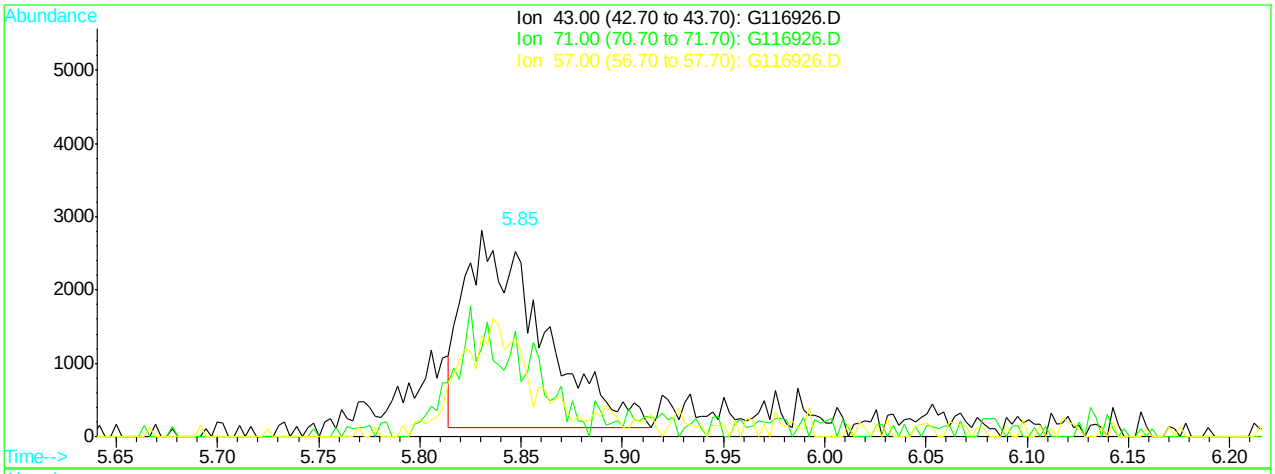

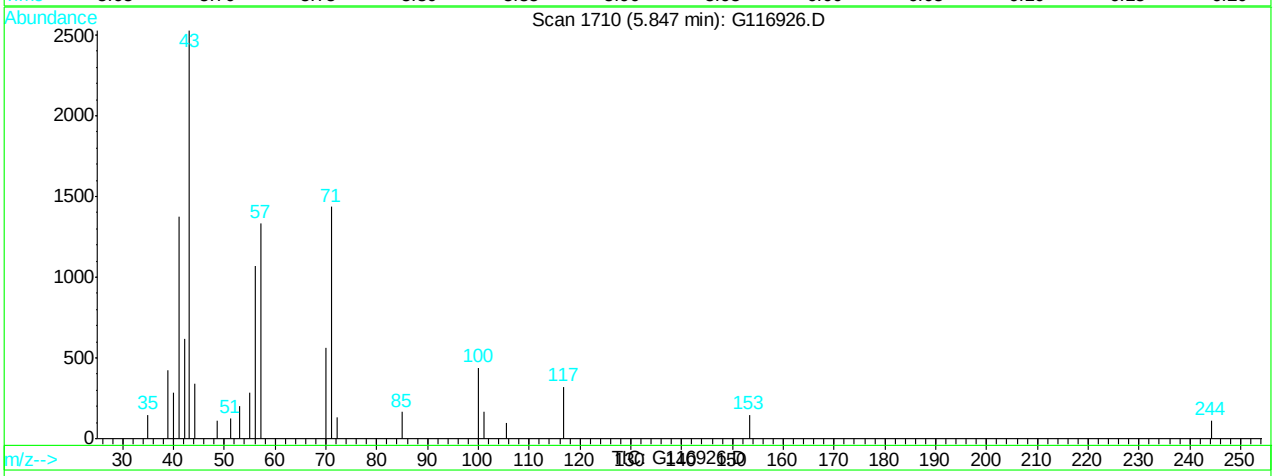

(50) heptane (M)

5.85min 3.11ppb

response 7130

Ion	Exp%	Act%
43.00	100	100
71.00	35.90	48.69
57.00	35.10	42.97
0.00	0.00	0.00

G116926.D G120507T.M Tue May 08 10:40:14 2012

Quantitation Report (Qedit)

Data File : C:\HPCHEM\1\DATA\120507\G116926.D Vial: 3
Acq On : 7 May 2012 2:27 pm Operator: alit
Sample : ic4689-5.0 Inst : GCMS G
Misc : MS25756,MSG4689,,,,5,1 Multiplr: 1.00
MS Integration Params: RTEINT.P
Quant Time: May 8 10:40 2012 Quant Results File: temp.res

Method : C:\HPCHEM\1\METHODS\G120507T.M (RTE Integrator)
Title : SW-846 Method 8260
Last Update : Tue May 08 10:22:17 2012
Response via : Multiple Level Calibration

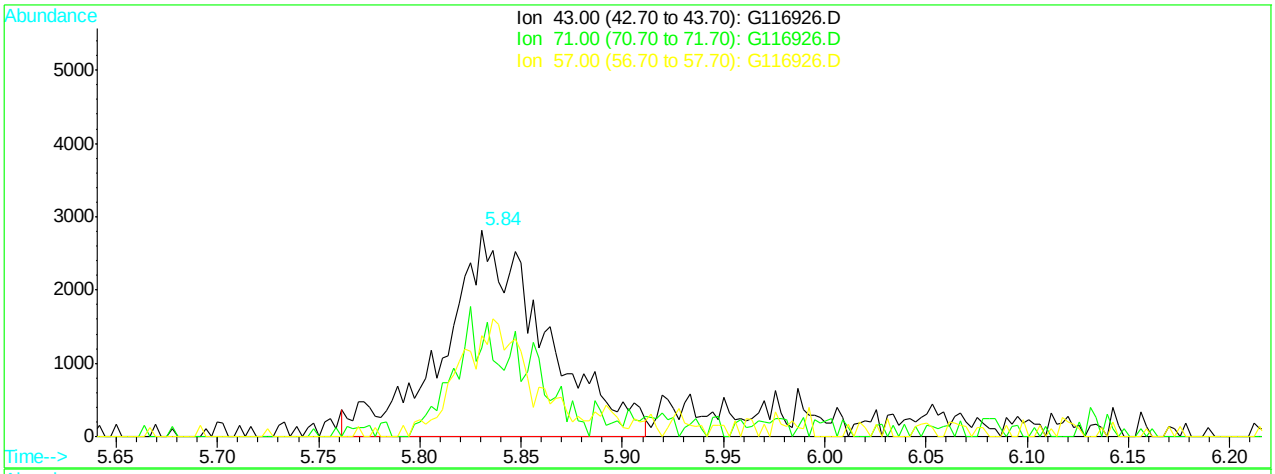

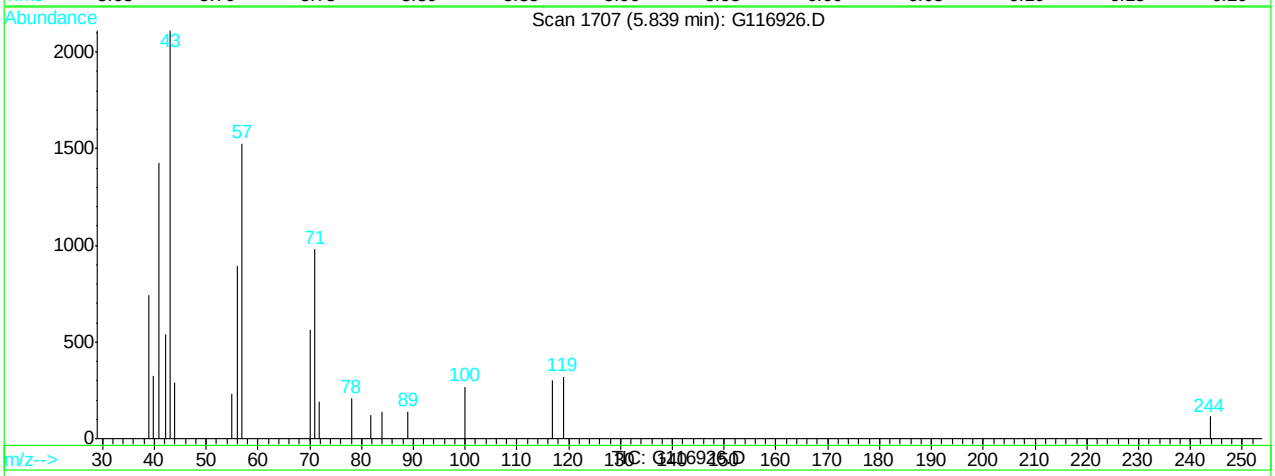

(50) heptane (M)

5.84min 4.22ppb m

response 9677

Ion	Exp%	Act%
43.00	100	100
71.00	35.90	46.52
57.00	35.10	72.38#
0.00	0.00	0.00

G116926.D G120507T.M Tue May 08 10:40:20 2012

Quantitation Report (Qedit)

Data File : C:\HPCHEM\1\DATA\120507\G116926.D Vial: 3
Acq On : 7 May 2012 2:27 pm Operator: alit
Sample : ic4689-5.0 Inst : GCMS G
Misc : MS25756,MSG4689,,,,5,1 Multiplr: 1.00
MS Integration Params: RTEINT.P
Quant Time: May 8 10:40 2012 Quant Results File: temp.res

Method : C:\HPCHEM\1\METHODS\G120507T.M (RTE Integrator)
Title : SW-846 Method 8260
Last Update : Tue May 08 10:22:17 2012
Response via : Multiple Level Calibration

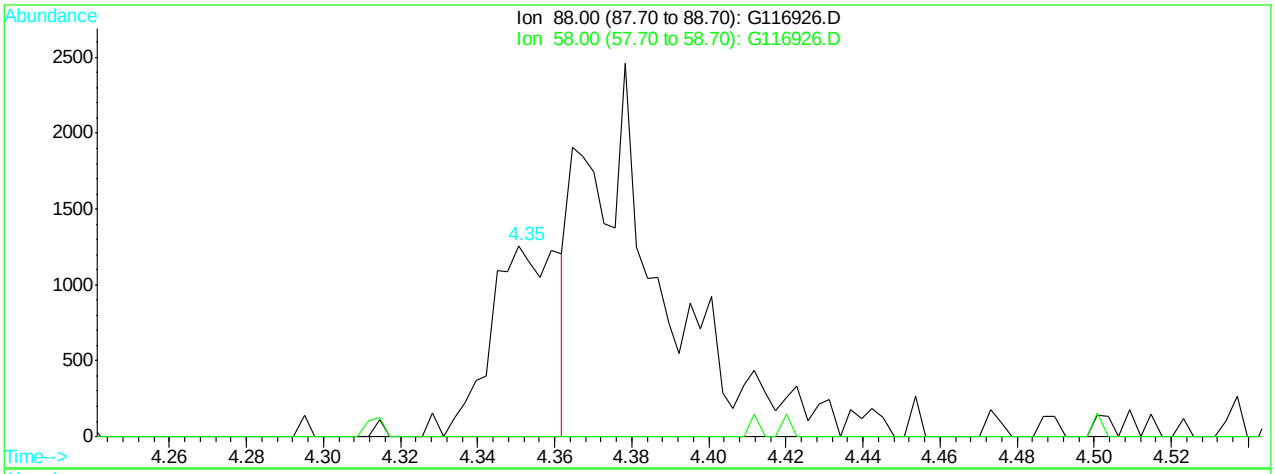

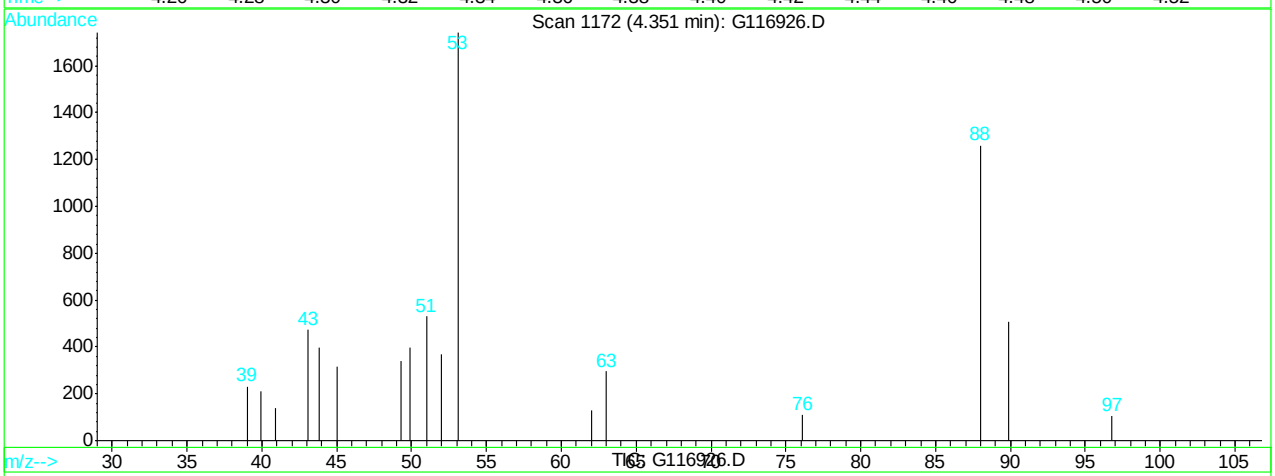

(58) 1,4-dioxane (M)

4.35min 7.64ppb

response 1561

Ion	Exp%	Act%
88.00	100	100
58.00	0.00	0.00
0.00	0.00	0.00
0.00	0.00	0.00

G116926.D G120507T.M Tue May 08 10:40:29 2012

Quantitation Report (Qedit)

Data File : C:\HPCHEM\1\DATA\120507\G116926.D Vial: 3
Acq On : 7 May 2012 2:27 pm Operator: alit
Sample : ic4689-5.0 Inst : GCMS G
Misc : MS25756,MSG4689,,,,5,1 Multiplr: 1.00
MS Integration Params: RTEINT.P
Quant Time: May 8 10:40 2012 Quant Results File: temp.res

Method : C:\HPCHEM\1\METHODS\G120507T.M (RTE Integrator)
Title : SW-846 Method 8260
Last Update : Tue May 08 10:22:17 2012
Response via : Multiple Level Calibration

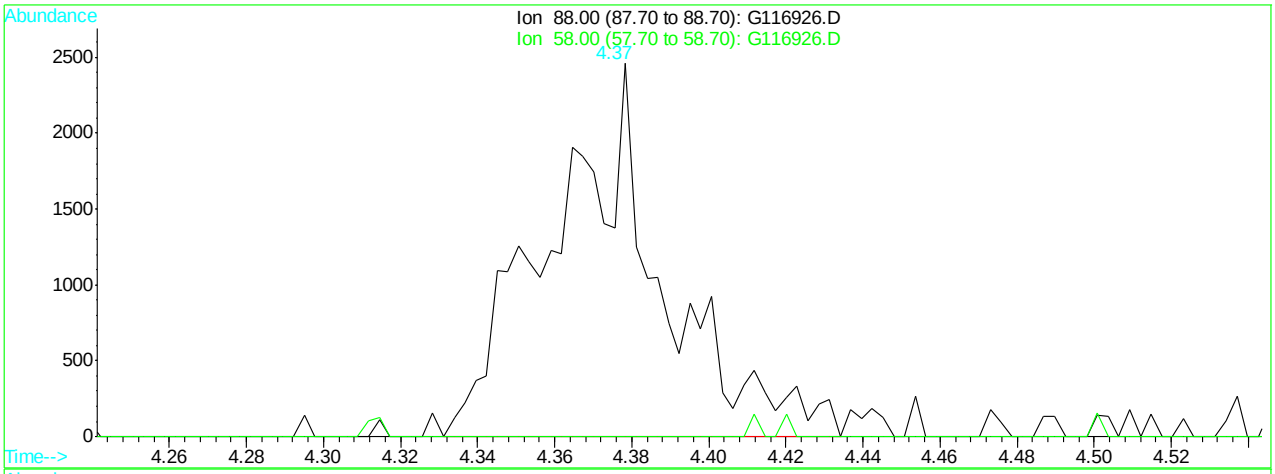

(58) 1,4-dioxane (M)

4.37min 24.48ppb m

response 4999

Ion	Exp%	Act%
88.00	100	100
58.00	0.00	0.00
0.00	0.00	0.00
0.00	0.00	0.00

G116926.D G120507T.M Tue May 08 10:40:34 2012

Quantitation Report (Qedit)

Data File : C:\HPCHEM\1\DATA\120507\G116926.D Vial: 3
Acq On : 7 May 2012 2:27 pm Operator: alit
Sample : ic4689-5.0 Inst : GCMS G
Misc : MS25756,MSG4689,,,,5,1 Multiplr: 1.00
MS Integration Params: RTEINT.P
Quant Time: May 8 10:40 2012 Quant Results File: temp.res

Method : C:\HPCHEM\1\METHODS\G120507T.M (RTE Integrator)
Title : SW-846 Method 8260
Last Update : Tue May 08 10:22:17 2012
Response via : Multiple Level Calibration

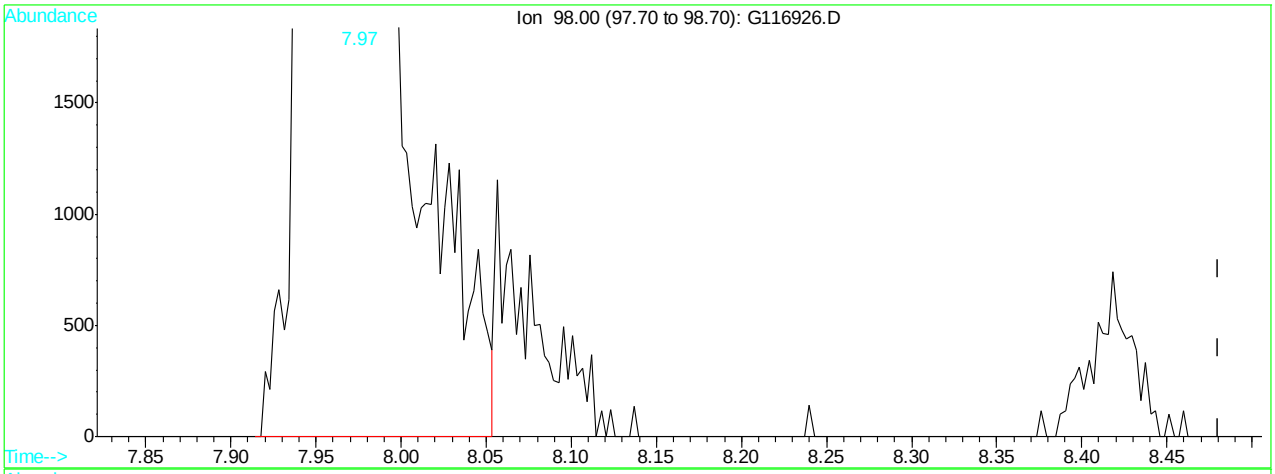

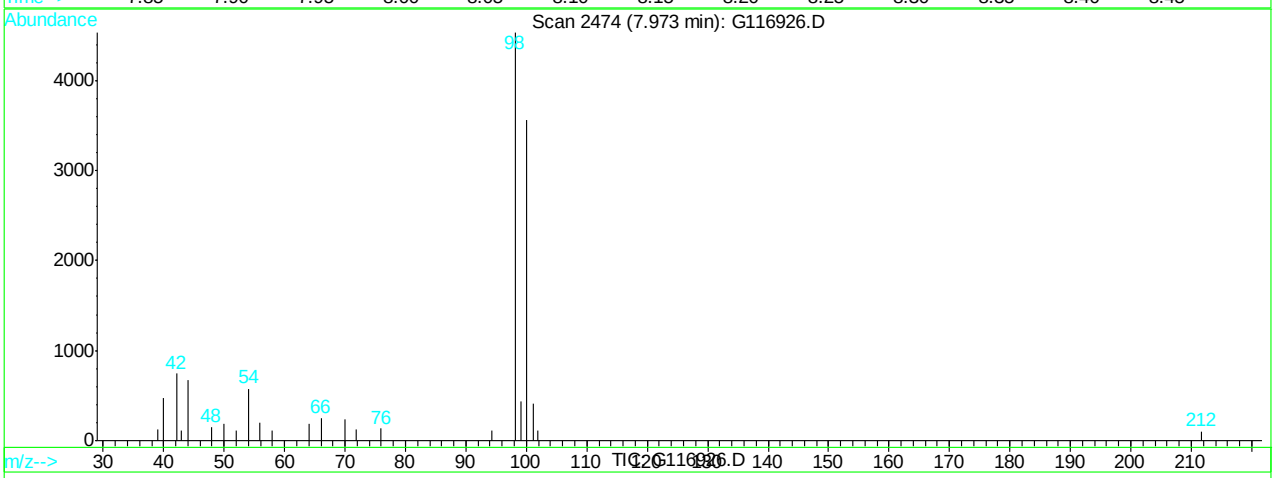

(60) toluene-d8 (s) (S)

7.97min 3.18ppb

response 19185

Ion	Exp%	Act%
98.00	100	100
0.00	0.00	0.00
0.00	0.00	0.00
0.00	0.00	0.00

G116926.D G120507T.M Tue May 08 10:40:39 2012

Quantitation Report (Qedit)

Data File : C:\HPCHEM\1\DATA\120507\G116926.D Vial: 3
Acq On : 7 May 2012 2:27 pm Operator: alit
Sample : ic4689-5.0 Inst : GCMS G
Misc : MS25756,MSG4689,,,,5,1 Multiplr: 1.00
MS Integration Params: RTEINT.P
Quant Time: May 8 10:40 2012 Quant Results File: temp.res

Method : C:\HPCHEM\1\METHODS\G120507T.M (RTE Integrator)
Title : SW-846 Method 8260
Last Update : Tue May 08 10:22:17 2012
Response via : Multiple Level Calibration

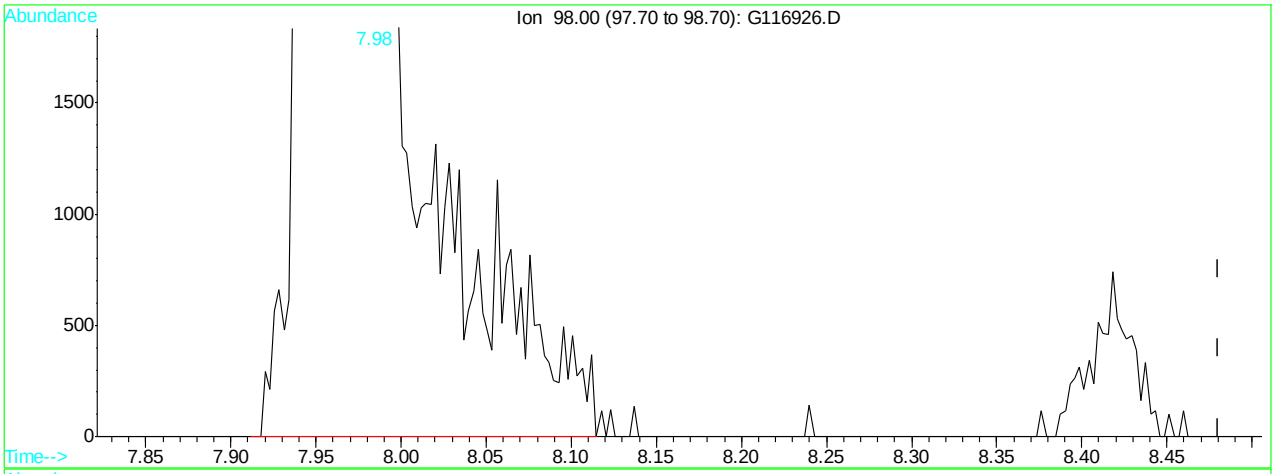

(60) toluene-d8 (s) (S)

7.98min 3.46ppb m

response 20867

Ion	Exp%	Act%
98.00	100	100
0.00	0.00	0.00
0.00	0.00	0.00
0.00	0.00	0.00

G116926.D G120507T.M Tue May 08 10:40:47 2012

Quantitation Report (Qedit)

Data File : C:\HPCHEM\1\DATA\120507\G116926.D Vial: 3
Acq On : 7 May 2012 2:27 pm Operator: alit
Sample : ic4689-5.0 Inst : GCMS G
Misc : MS25756,MSG4689,,,,5,1 Multiplr: 1.00
MS Integration Params: RTEINT.P
Quant Time: May 8 10:40 2012 Quant Results File: temp.res

Method : C:\HPCHEM\1\METHODS\G120507T.M (RTE Integrator)
Title : SW-846 Method 8260
Last Update : Tue May 08 10:22:17 2012
Response via : Multiple Level Calibration

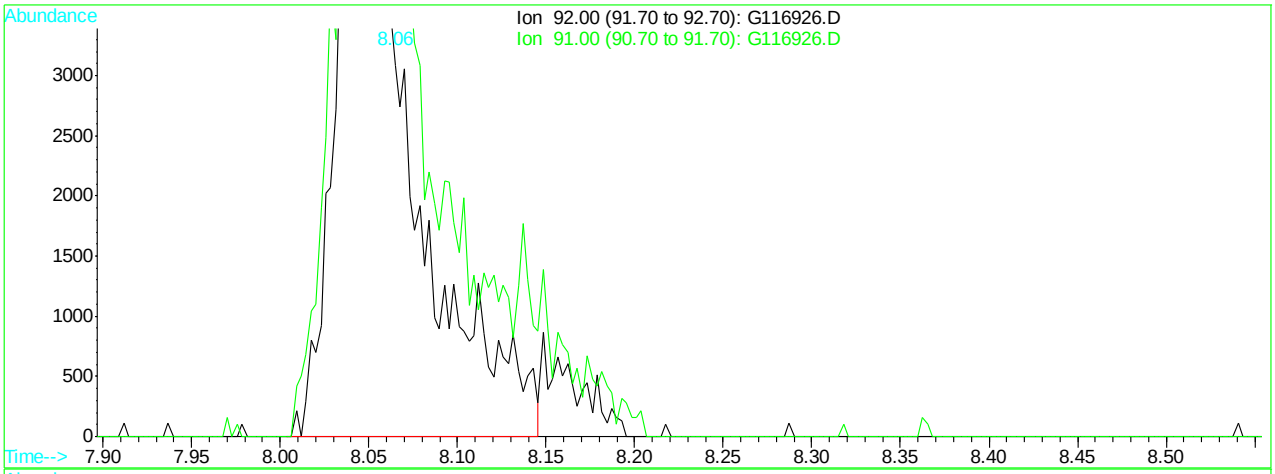

(62) toluene (c)

8.06min 4.79ppb

response 15826

Ion	Exp%	Act%
92.00	100	100
91.00	164.50	175.20
0.00	0.00	0.00
0.00	0.00	0.00

G116926.D G120507T.M Tue May 08 10:41:00 2012

Quantitation Report (Qedit)

Data File : C:\HPCHEM\1\DATA\120507\G116926.D Vial: 3
Acq On : 7 May 2012 2:27 pm Operator: alit
Sample : ic4689-5.0 Inst : GCMS G
Misc : MS25756,MSG4689,,,,5,1 Multiplr: 1.00
MS Integration Params: RTEINT.P
Quant Time: May 8 10:41 2012 Quant Results File: temp.res

Method : C:\HPCHEM\1\METHODS\G120507T.M (RTE Integrator)
Title : SW-846 Method 8260
Last Update : Tue May 08 10:22:17 2012
Response via : Multiple Level Calibration

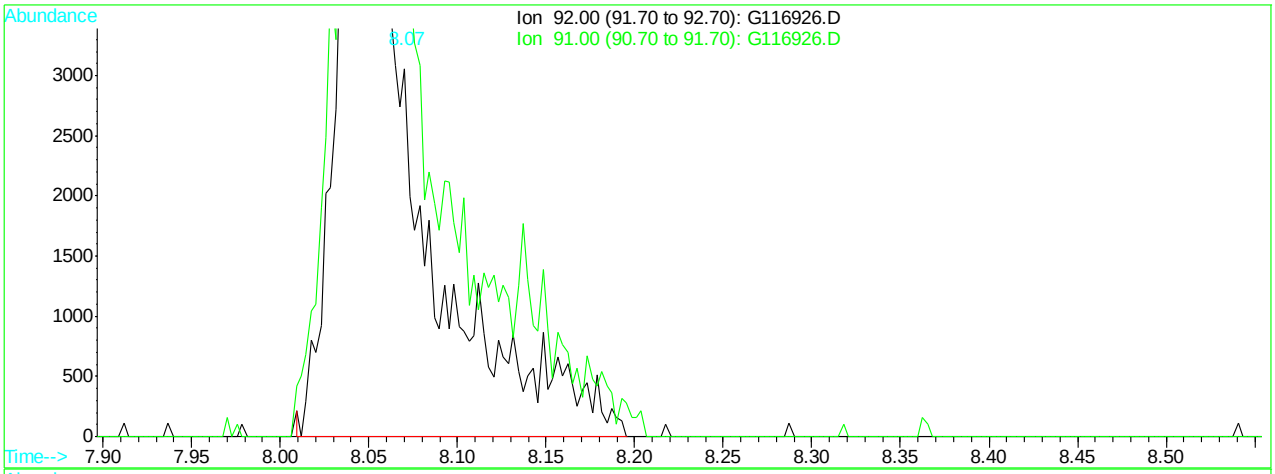

(62) toluene (c)

8.07min 5.11ppb m

response 16884

Ion	Exp%	Act%
92.00	100	100
91.00	164.50	182.63
0.00	0.00	0.00
0.00	0.00	0.00

G116926.D G120507T.M Tue May 08 10:41:05 2012

Quantitation Report (Qedit)

Data File : C:\HPCHEM\1\DATA\120507\G116926.D Vial: 3
Acq On : 7 May 2012 2:27 pm Operator: alit
Sample : ic4689-5.0 Inst : GCMS G
Misc : MS25756,MSG4689,,,,5,1 Multiplr: 1.00
MS Integration Params: RTEINT.P
Quant Time: May 8 10:41 2012 Quant Results File: temp.res

Method : C:\HPCHEM\1\METHODS\G120507T.M (RTE Integrator)
Title : SW-846 Method 8260
Last Update : Tue May 08 10:22:17 2012
Response via : Multiple Level Calibration

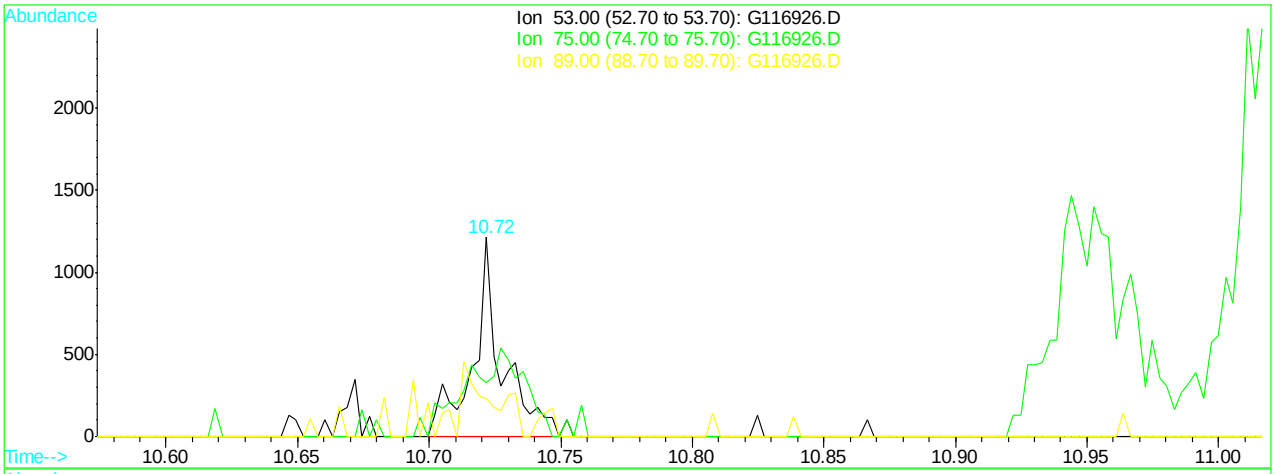

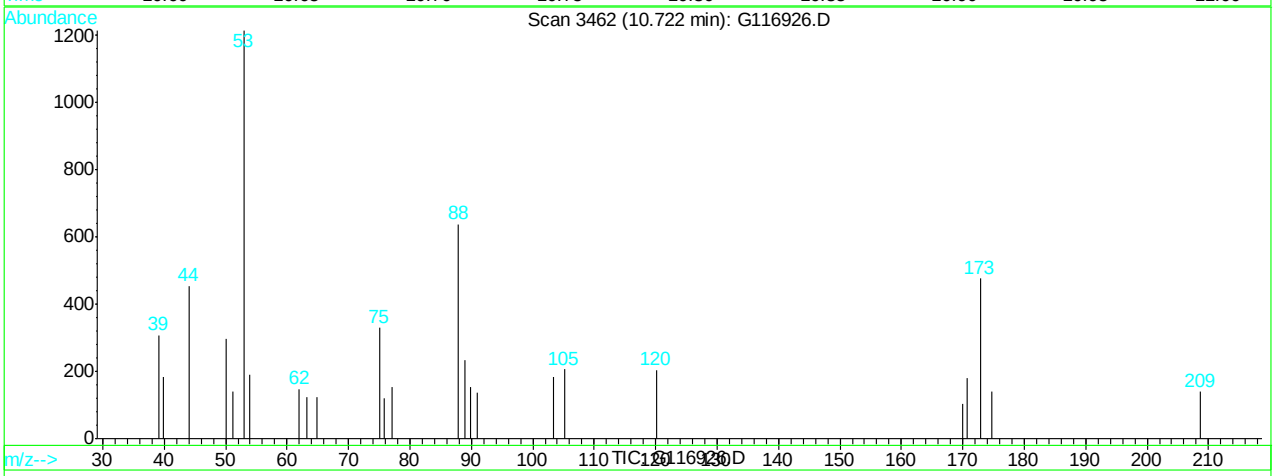

(79) trans-1,4-dichloro-2-butene (M)

10.72min 3.20ppb m

response 925

Ion	Exp%	Act%
53.00	100	100
75.00	103.60	27.12#
89.00	42.50	19.13
0.00	0.00	0.00

G116926.D G120507T.M Tue May 08 10:41:21 2012

Quantitation Report (Qedit)

Data File : C:\HPCHEM\1\DATA\120507\G116926.D Vial: 3
Acq On : 7 May 2012 2:27 pm Operator: alit
Sample : ic4689-5.0 Inst : GCMS G
Misc : MS25756,MSG4689,,,,5,1 Multiplr: 1.00
MS Integration Params: RTEINT.P
Quant Time: May 8 10:41 2012 Quant Results File: temp.res

Method : C:\HPCHEM\1\METHODS\G120507T.M (RTE Integrator)
Title : SW-846 Method 8260
Last Update : Tue May 08 10:22:17 2012
Response via : Multiple Level Calibration

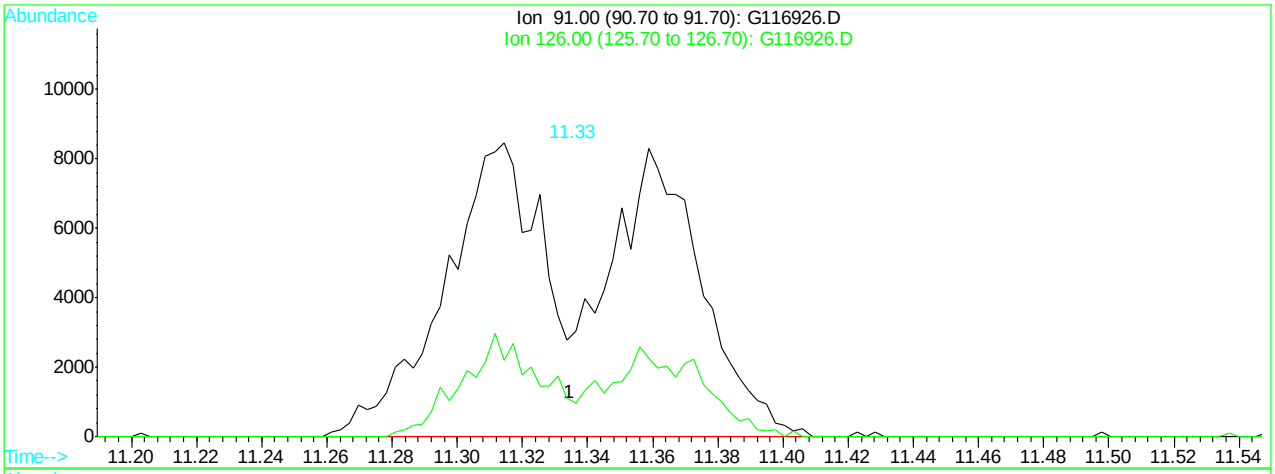

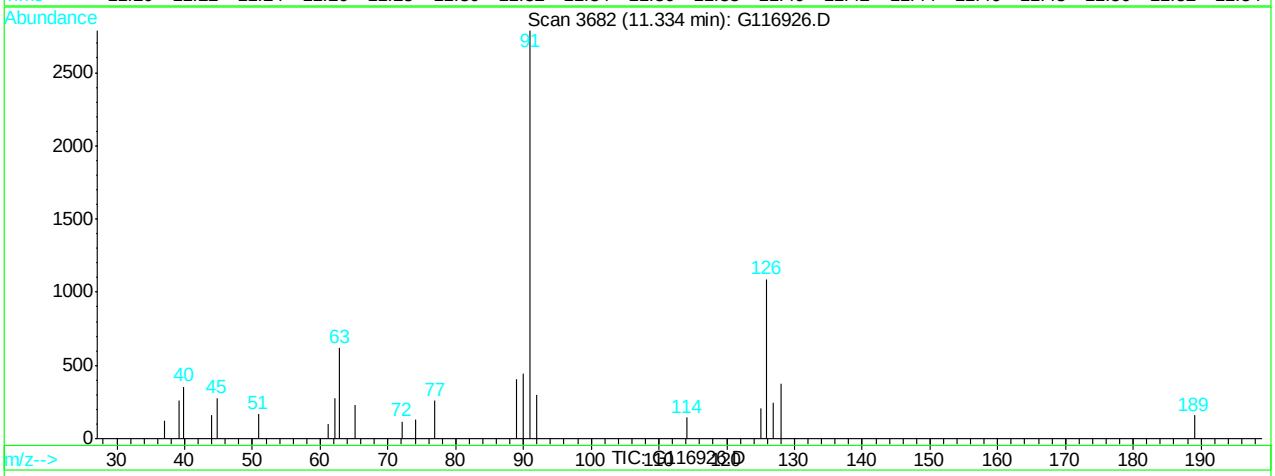

(87) 2-chlorotoluene (M)

11.33min 10.14ppb

response 34208

Ion	Exp%	Act%
91.00	100	100
126.00	28.30	39.04
0.00	0.00	0.00
0.00	0.00	0.00

G116926.D G120507T.M Tue May 08 10:41:30 2012

Quantitation Report (Qedit)

Data File : C:\HPCHEM\1\DATA\120507\G116926.D Vial: 3
Acq On : 7 May 2012 2:27 pm Operator: alit
Sample : ic4689-5.0 Inst : GCMS G
Misc : MS25756,MSG4689,,,,5,1 Multiplr: 1.00
MS Integration Params: RTEINT.P
Quant Time: May 8 10:41 2012 Quant Results File: temp.res

Method : C:\HPCHEM\1\METHODS\G120507T.M (RTE Integrator)
Title : SW-846 Method 8260
Last Update : Tue May 08 10:22:17 2012
Response via : Multiple Level Calibration

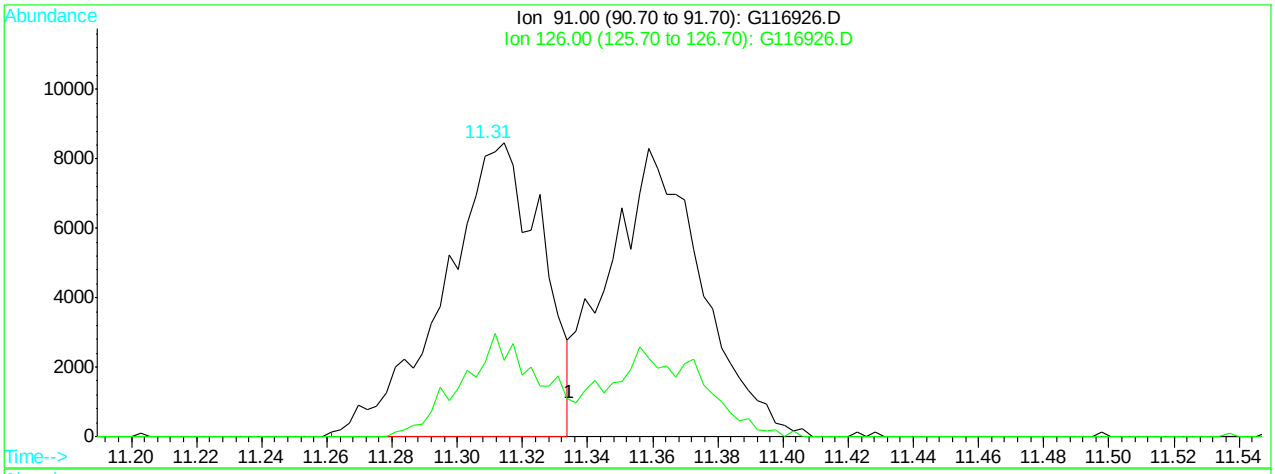

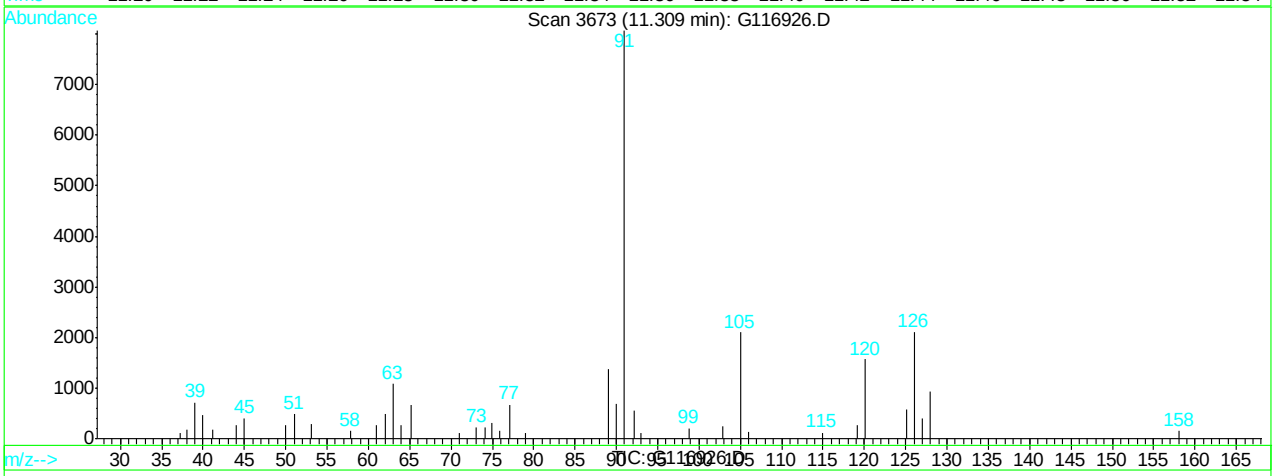

(87) 2-chlorotoluene (M)

11.31min 5.21ppb m

response 17589

Ion	Exp%	Act%
91.00	100	100
126.00	28.30	26.24
0.00	0.00	0.00
0.00	0.00	0.00

G116926.D G120507T.M Tue May 08 10:41:34 2012

Quantitation Report (Qedit)

Data File : C:\HPCHEM\1\DATA\120507\G116926.D Vial: 3
Acq On : 7 May 2012 2:27 pm Operator: alit
Sample : ic4689-5.0 Inst : GCMS G
Misc : MS25756,MSG4689,,,,5,1 Multiplr: 1.00
MS Integration Params: RTEINT.P
Quant Time: May 8 10:41 2012 Quant Results File: temp.res

Method : C:\HPCHEM\1\METHODS\G120507T.M (RTE Integrator)
Title : SW-846 Method 8260
Last Update : Tue May 08 10:22:17 2012
Response via : Multiple Level Calibration

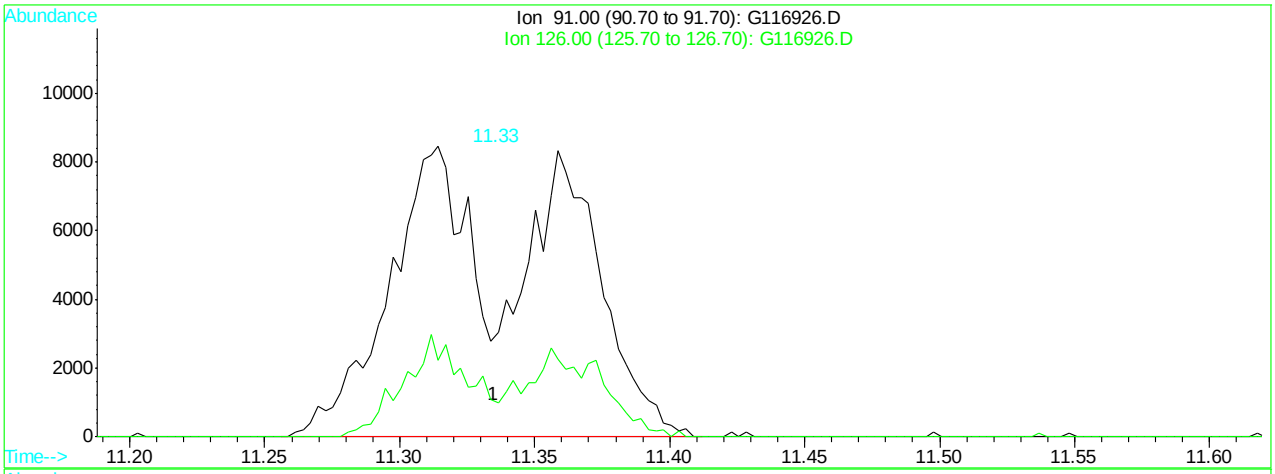

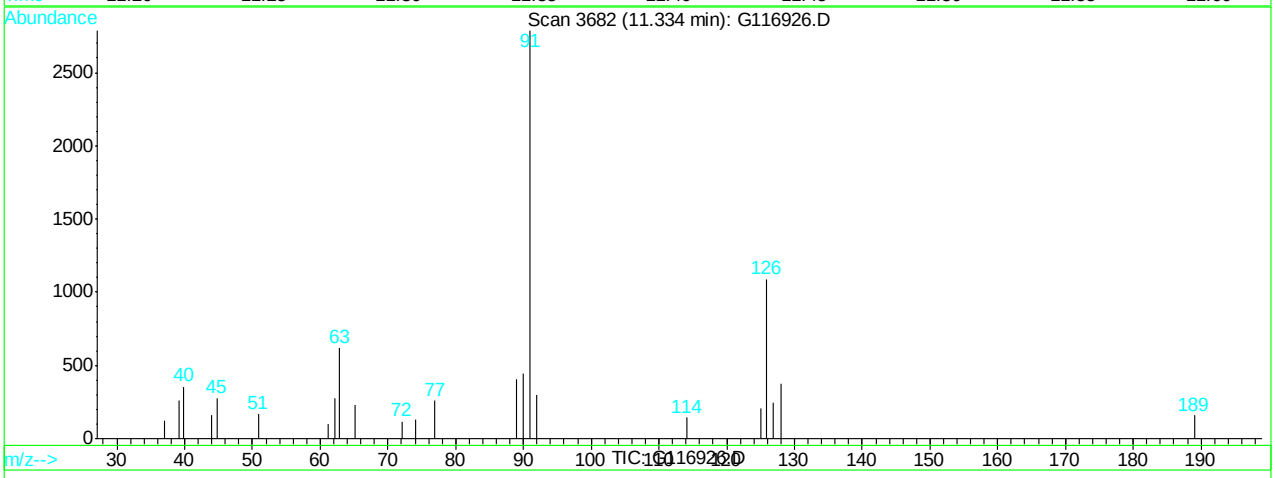

(88) 4-chlorotoluene (M)

11.33min 11.27ppb

response 34208

Ion	Exp%	Act%
91.00	100	100
126.00	34.10	39.04
0.00	0.00	0.00
0.00	0.00	0.00

G116926.D G120507T.M Tue May 08 10:41:39 2012

Quantitation Report (Qedit)

Data File : C:\HPCHEM\1\DATA\120507\G116926.D Vial: 3
Acq On : 7 May 2012 2:27 pm Operator: alit
Sample : ic4689-5.0 Inst : GCMS G
Misc : MS25756,MSG4689,,,,5,1 Multiplr: 1.00
MS Integration Params: RTEINT.P
Quant Time: May 8 10:41 2012 Quant Results File: temp.res

Method : C:\HPCHEM\1\METHODS\G120507T.M (RTE Integrator)
Title : SW-846 Method 8260
Last Update : Tue May 08 10:22:17 2012
Response via : Multiple Level Calibration

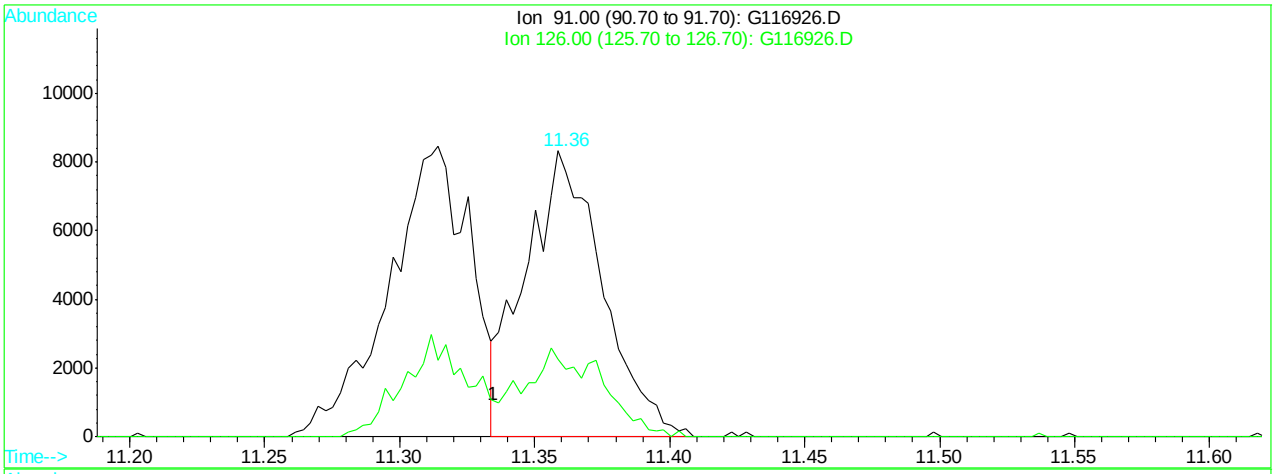

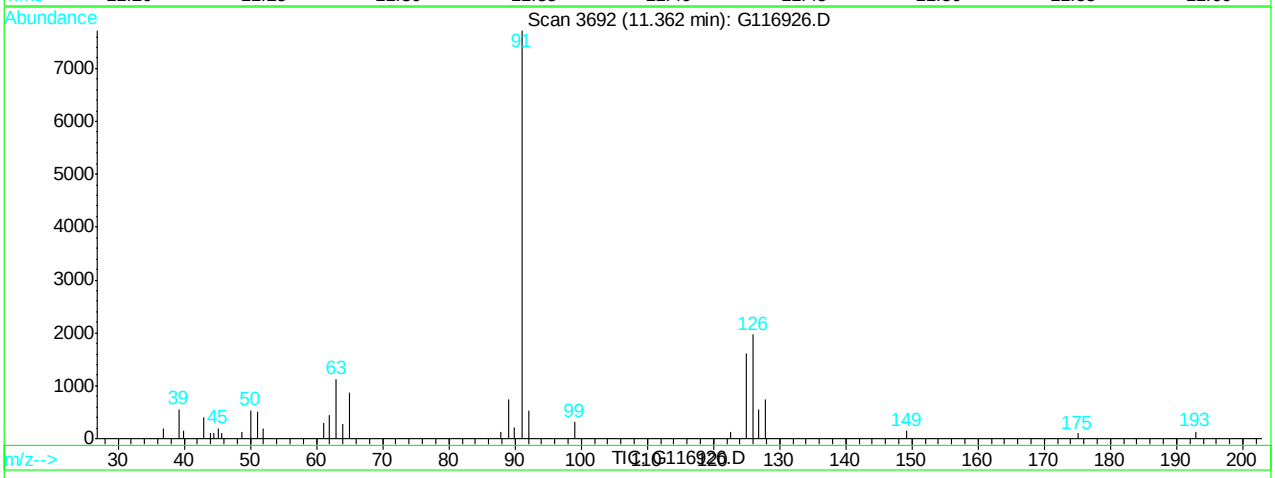

(88) 4-chlorotoluene (M)

11.36min 5.47ppb m

response 16602

Ion	Exp%	Act%
91.00	100	100
126.00	34.10	25.44
0.00	0.00	0.00
0.00	0.00	0.00

G116926.D G120507T.M Tue May 08 10:41:48 2012

Manual Integrations APPROVED (compounds with "m" flag)
Dana Tyron 05/11/12 18:17

Quantitation Report (QT Reviewed)

Data File : C:\HPCHEM\1\DATA\120507\G116927.D Vial: 4
Acq On : 7 May 2012 2:55 pm Operator: alit
Sample : ic4689-2.0 Inst : GCMS G
Misc : MS25756,MSG4689,,,,5,1 Multiplr: 1.00
MS Integration Params: RTEINT.P
Quant Time: May 8 10:57 2012 Quant Results File: G120507T.RES

Quant Method : C:\HPCHEM\1\METHODS\G120507T.M (RTE Integrator)
Title : SW-846 Method 8260
Last Update : Tue May 08 10:42:10 2012
Response via : Initial Calibration
DataAcq Meth : G8260I

Internal Standards	R.T.	QIon	Response	Conc	Units		Dev(Min)
1) tert butyl alcohol-d9	3.12	65	52057	500.00	ppb		0.00
4) pentafluorobenzene	5.17	168	175855	50.00	ppb		0.00
43) 1,4-difluorobenzene	6.30	114	301587	50.00	ppb		0.00
66) chlorobenzene-d5	9.63	82	137390	50.00	ppb		0.00
80) 1,4-dichlorobenzene-d4	12.25	152	81065	50.00	ppb		0.00
System Monitoring Compounds							
40) dibromofluoromethane (s)	5.30	113	2237	1.35	ppb		-0.01
Spiked Amount 50.000	Range 70 - 130		Recovery = 2.70%#				
60) toluene-d8 (s)	7.98	98	8988	1.55	ppb		0.00
Spiked Amount 50.000	Range 70 - 130		Recovery = 3.10%#				
82) bromofluorobenzene (s)	10.95	95	3026	1.57	ppb		0.00
Spiked Amount 50.000	Range 70 - 130		Recovery = 3.14%#				
Target Compounds							Qvalue
2) tertiary butyl alcohol	3.18	59	2734m	16.92	ppb		
3) Ethanol	2.50	45	125	8.90	ppb	#	100
5) dichlorodifluoromethane	1.61	85	1503	1.50	ppb		62
6) chloromethane	1.84	50	2789m	1.77	ppb		
7) vinyl chloride	1.90	62	2066	1.80	ppb		88
8) bromomethane	2.28	96	1350m	2.01	ppb		
9) chloroethane	2.34	64	1012	1.68	ppb	#	43
10) ethyl ether	2.81	59	2487	2.04	ppb		81
11) acetonitrile	3.46	41	4032	1.73	ppb		84
12) trichlorofluoromethane	2.57	101	2917m	1.79	ppb		
13) freon-113	2.95	101	2107m	1.89	ppb		
14) acrolein	1.85	56	2036	9.34	ppb		74
15) 1,1-dichloroethene	3.11	96	1788	1.77	ppb	#	81
16) acetone	3.00	43	1073m	2.16	ppb		
17) Methyl Acetate	3.42	43	3038	2.28	ppb	#	67
18) methylene chloride	3.56	84	2763	2.14	ppb	#	79
19) methyl tert butyl ether	3.70	73	2197m	2.01	ppb		
20) acrylonitrile	3.68	53	1057m	1.75	ppb		
21) allyl chloride	3.46	41	4032	1.71	ppb		96
22) trans-1,2-dichloroethene	3.85	96	2181	1.74	ppb		86
23) iodomethane	3.41	142	3655	1.84	ppb		88
24) carbon disulfide	3.60	76	7670	1.90	ppb		100
25) propionitrile	4.78	54	156	0.73	ppb		100
26) vinyl acetate	3.42	43	3038	2.28	ppb		100
27) chloroprene	4.37	53	3159	1.60	ppb		74
28) di-isopropyl ether	4.15	45	9044	1.81	ppb		83
29) methacrylonitrile	4.99	41	2343m	1.74	ppb		
30) 2-butanone	4.70	72	275m	1.82	ppb		
31) Ethyl Acetate	4.15	TIC	19755	2.23	ug/L	#	100
32) Hexane	3.91	41	2776m	2.02	ppb		
33) 1,1-dichloroethane	6.84	63	2693	1.74	ppb		93
34) tert-butyl ethyl ether	4.56	59	1353m	2.24	ppb		
35) isobutyl alcohol	4.86	43	2217	8.31	ppb		73
36) 2,2-dichloropropane	4.85	77	3066	1.77	ppb		97
37) cis-1,2-dichloroethene	4.90	96	3024	2.15	ppb		90

(#) = qualifier out of range (m) = manual integration
G116927.D G120507T.M Tue May 08 12:11:56 2012 Page 1

Quantitation Report (QT Reviewed)

Data File : C:\HPCHEM\1\DATA\120507\G116927.D Vial: 4
Acq On : 7 May 2012 2:55 pm Operator: alit
Sample : ic4689-2.0 Inst : GCMS G
Misc : MS25756,MSG4689,,,,5,1 Multiplr: 1.00
MS Integration Params: RTEINT.P
Quant Time: May 8 10:57 2012 Quant Results File: G120507T.RES

Quant Method : C:\HPCHEM\1\METHODS\G120507T.M (RTE Integrator)
Title : SW-846 Method 8260
Last Update : Tue May 08 10:42:10 2012
Response via : Initial Calibration
DataAcq Meth : G8260I

	Compound	R.T.	QIon	Response	Conc	Unit		Qvalue
38)	bromochloromethane	5.25	128	1221	1.66	ppb	#	42
39)	chloroform	7.10	83	3220	1.72	ppb		100
41)	Tetrahydrofuran	5.28	42	769	1.62	ppb		85
42)	1,1,1-trichloroethane	8.42	97	2530	2.00	ppb		82
44)	Cyclohexane	5.53	56	4276	1.71	ppb	#	55
45)	carbon tetrachloride	5.79	117	2715m	1.68	ppb		
46)	1,1-dichloropropene	8.24	75	3058	1.46	ppb		72
47)	benzene	5.98	78	10180	1.83	ppb		93
48)	1,2-dichloroethane	5.95	62	3263	1.57	ppb		99
49)	tert-amyl methyl ether	6.27	73	2679m	12.76	ppb		
50)	heptane	5.85	43	3275	1.50	ppb		81
51)	trichloroethene	6.64	95	2402	1.65	ppb		93
52)	1,2-dichloropropane	6.84	63	2693	1.72	ppb		87
53)	dibromomethane	7.16	93	1546m	1.62	ppb		
54)	bromodichloromethane	7.10	83	3220	1.70	ppb		100
55)	Methylcyclohexane	6.72	83	3977	1.88	ppb		99
56)	2-chloroethyl vinyl ether	6.84	63	2693	1.72	ppb	#	95
57)	methyl methacrylate	6.90	69	1744m	1.70	ppb		
58)	1,4-dioxane	4.38	88	1663m	8.16	ppb		
59)	cis-1,3-dichloropropene	8.24	75	3058	1.46	ppb		84
61)	4-methyl-2-pentanone	7.46	43	2837m	2.03	ppb		
62)	toluene	8.06	92	5508	1.65	ppb	#	73
63)	trans-1,3-dichloropropene	8.24	75	3058	1.46	ppb		84
64)	1,1,2-trichloroethane	10.86	83	3331	1.95	ppb		90
65)	ethyl methacrylate	8.22	69	3019	1.73	ppb		83
67)	tetrachloroethene	8.77	166	2311	1.76	ppb		87
68)	1,3-dichloropropane	8.70	76	4210	1.87	ppb		89
69)	dibromochloromethane	8.99	129	2528	1.88	ppb		99
70)	1,2-dibromoethane	9.21	107	2693	1.85	ppb		97
71)	2-hexanone	8.42	43	1716m	1.84	ppb		
72)	chlorobenzene	9.67	112	5873	1.83	ppb		77
73)	1,1,1,2-tetrachloroethane	9.71	131	1985	1.61	ppb		77
74)	ethylbenzene	9.73	91	10210	2.00	ppb		98
75)	m,p-xylene	9.81	106	6657	3.51	ppb		85
76)	o-xylene	10.29	106	3612	2.07	ppb		91
77)	styrene	10.32	104	5451	1.88	ppb		97
78)	bromoform	10.70	173	1397	1.62	ppb		89
79)	trans-1,4-dichloro-2-buten	10.73	53	229m	0.91	ppb		
81)	isopropylbenzene	10.68	105	8207	2.11	ppb		89
83)	bromobenzene	11.17	156	2327	1.80	ppb	#	56
84)	1,1,2,2-tetrachloroethane	10.86	83	3331	2.08	ppb		91
85)	1,2,3-trichloropropane	11.02	75	2404	1.93	ppb		84
86)	n-propylbenzene	11.11	91	8709	2.10	ppb		87
87)	2-chlorotoluene	11.31	91	7561	2.27	ppb		81
88)	4-chlorotoluene	11.37	91	4876	1.60	ppb		91
89)	1,3,5-trimethylbenzene	10.68	105	8207	2.11	ppb		89
90)	tert-butylbenzene	11.68	91	4621	2.14	ppb		96
91)	1,2,4-trimethylbenzene	11.29	105	7452	2.01	ppb		87
92)	sec-butylbenzene	11.91	105	7762	2.17	ppb		99

(#) = qualifier out of range (m) = manual integration

Quantitation Report (QT Reviewed)

Data File : C:\HPCHEM\1\DATA\120507\G116927.D Vial: 4
Acq On : 7 May 2012 2:55 pm Operator: alit
Sample : ic4689-2.0 Inst : GCMS G
Misc : MS25756,MSG4689,,,,5,1 Multiplr: 1.00
MS Integration Params: RTEINT.P
Quant Time: May 8 10:57 2012 Quant Results File: G120507T.RES

Quant Method : C:\HPCHEM\1\METHODS\G120507T.M (RTE Integrator)
Title : SW-846 Method 8260
Last Update : Tue May 08 10:42:10 2012
Response via : Initial Calibration
DataAcq Meth : G8260I

	Compound	R.T.	QIon	Response	Conc	Unit		Qvalue
93)	1,3-dichlorobenzene	12.17	146	3267	1.84	ppb		93
94)	p-isopropyltoluene	12.06	119	5792	2.00	ppb		89
95)	1,4-dichlorobenzene	12.28	146	3590	1.91	ppb		72
96)	1,2-dichlorobenzene	12.69	146	3256	1.86	ppb	#	58
97)	n-butylbenzene	12.51	91	5435	2.00	ppb		82
98)	1,2-dibromo-3-chloropropan	13.55	75	399m	1.84	ppb		
99)	1,3,5-trichlorobenzene	13.81	180	1933	1.56	ug/L		92
100)	1,2,4-trichlorobenzene	14.51	180	1441	1.52	ppb		80
101)	hexachlorobutadiene	14.67	225	678	1.30	ppb		80
102)	naphthalene	14.80	128	3923	1.71	ppb		100
103)	2-Methylnaphthalene	15.98	142	793m	0.85	ug/L		
104)	1-Methylnaphthalene	16.25	142	404	0.48	ug/L		95
105)	1,2,3-trichlorobenzene	15.07	180	1297	1.41	ppb		95

(#) = qualifier out of range (m) = manual integration

Quantitation Report

Data File : C:\HPCHEM\1\DATA\120507\G116927.D Vial: 4
Acq On : 7 May 2012 2:55 pm Operator: alit
Sample : ic4689-2.0 Inst : GCMS G
Misc : MS25756,MSG4689,,,,5,1 Multiplr: 1.00
MS Integration Params: RTEINT.P
Quant Time: May 8 10:57 2012 Quant Results File: G120507T.RES

Method : C:\HPCHEM\1\METHODS\G120507T.M (RTE Integrator)
Title : SW-846 Method 8260
Last Update : Tue May 08 11:43:14 2012
Response via : Initial Calibration

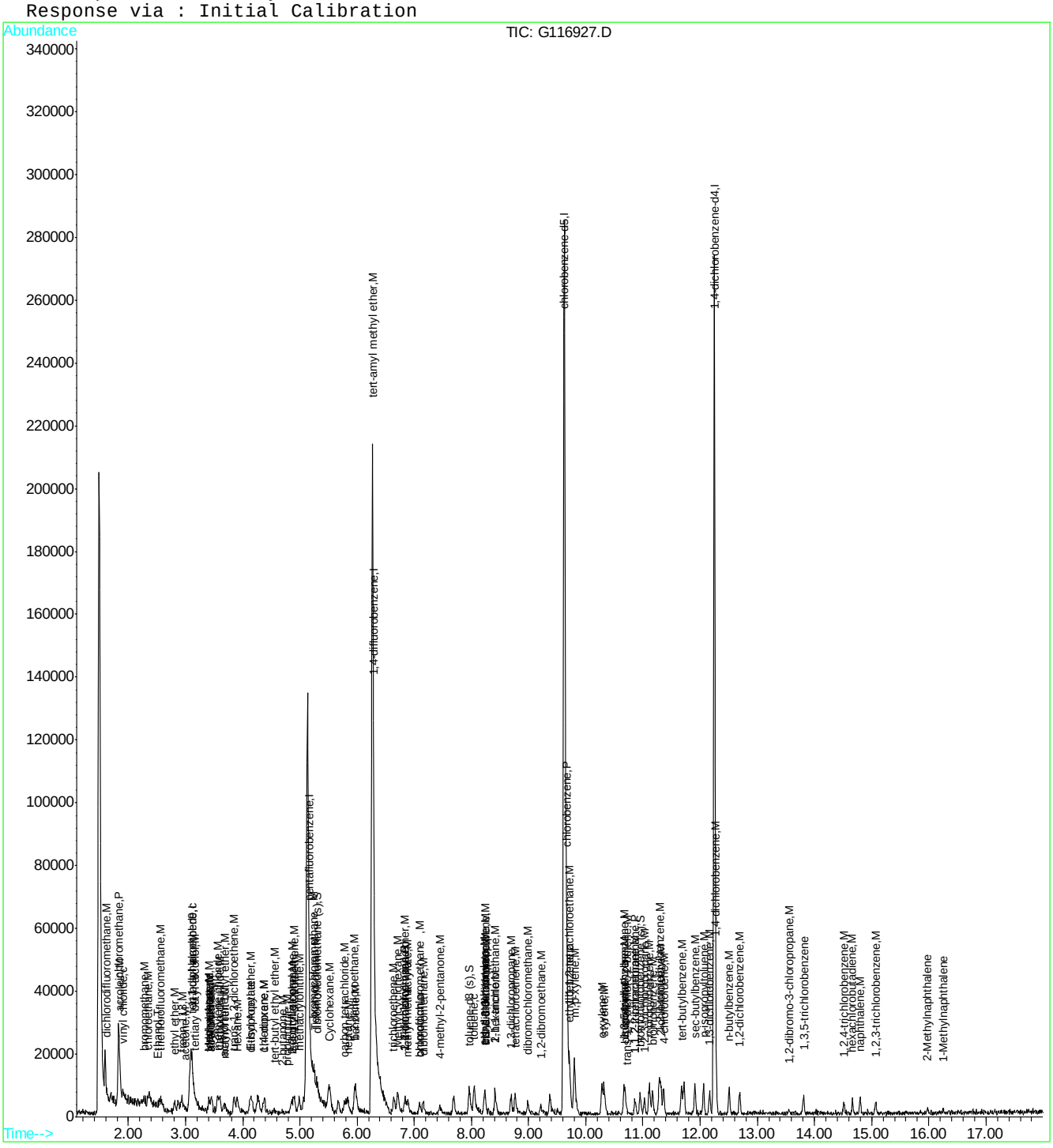

ACCUTEST LABORATORIES MC10370

Quantitation Report (Qedit)

Data File : C:\HPCHEM\1\DATA\120507\G116927.D Vial: 4
Acq On : 7 May 2012 2:55 pm Operator: alit
Sample : ic4689-2.0 Inst : GCMS G
Misc : MS25756,MSG4689,,,,5,1 Multiplr: 1.00
MS Integration Params: RTEINT.P
Quant Time: May 8 10:42 2012 Quant Results File: temp.res

Method : C:\HPCHEM\1\METHODS\G120507T.M (RTE Integrator)
Title : SW-846 Method 8260
Last Update : Tue May 08 10:42:10 2012
Response via : Multiple Level Calibration

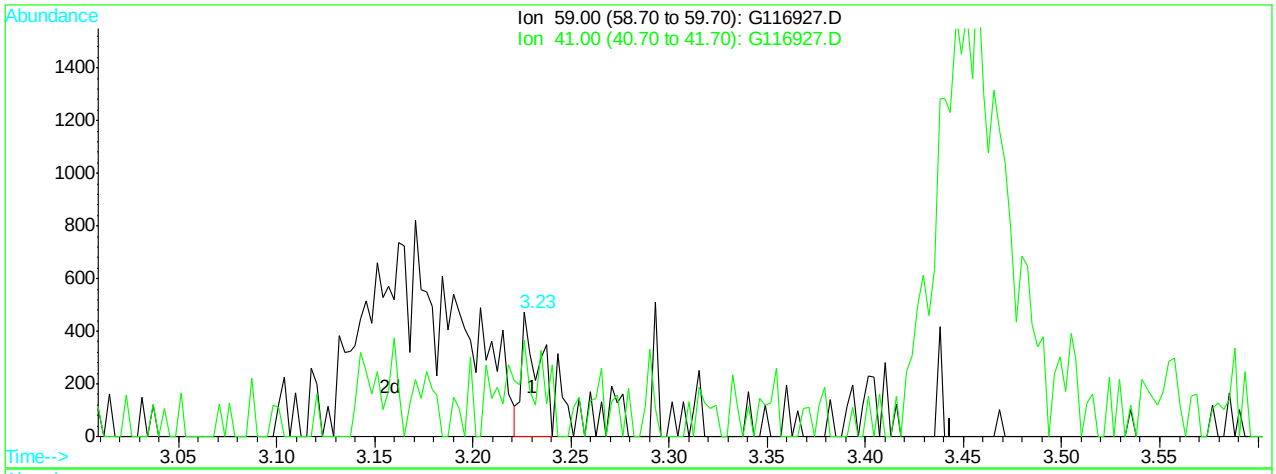

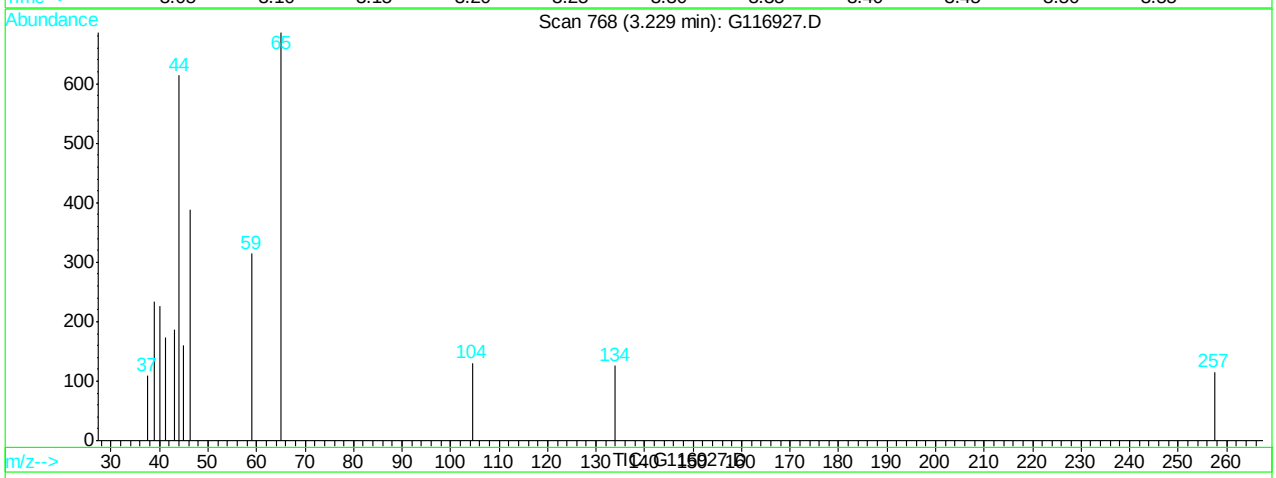

(2) tertiary butyl alcohol (M)

3.23min 1.84ppb

response 297

Ion	Exp%	Act%
59.00	100	100
41.00	16.10	0.00
0.00	0.00	0.00
0.00	0.00	0.00

G116927.D G120507T.M Tue May 08 10:43:39 2012

Quantitation Report (Qedit)

Data File : C:\HPCHEM\1\DATA\120507\G116927.D Vial: 4
Acq On : 7 May 2012 2:55 pm Operator: alit
Sample : ic4689-2.0 Inst : GCMS G
Misc : MS25756,MSG4689,,,,5,1 Multiplr: 1.00
MS Integration Params: RTEINT.P
Quant Time: May 8 10:43 2012 Quant Results File: temp.res

Method : C:\HPCHEM\1\METHODS\G120507T.M (RTE Integrator)
Title : SW-846 Method 8260
Last Update : Tue May 08 10:42:10 2012
Response via : Multiple Level Calibration

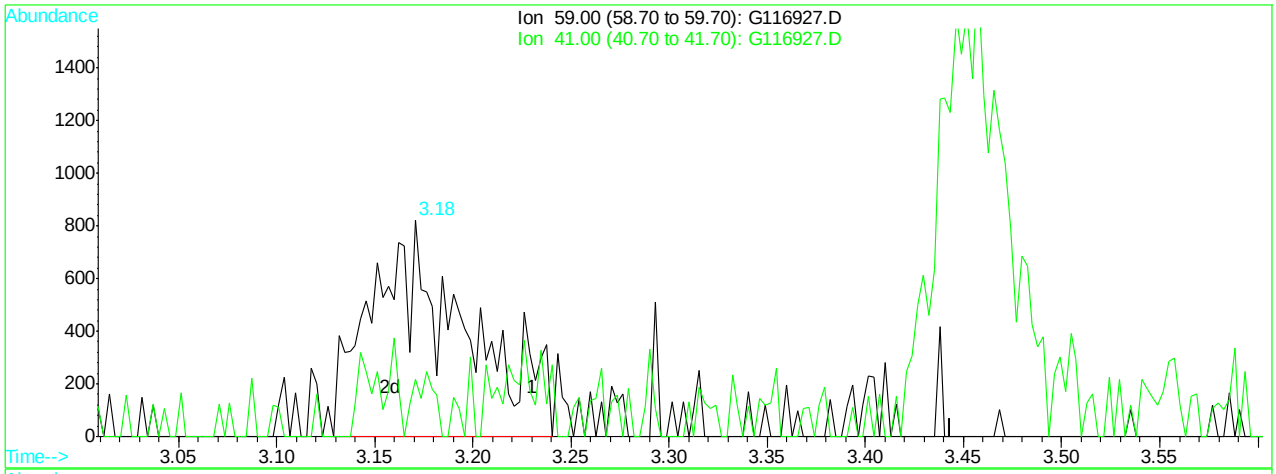

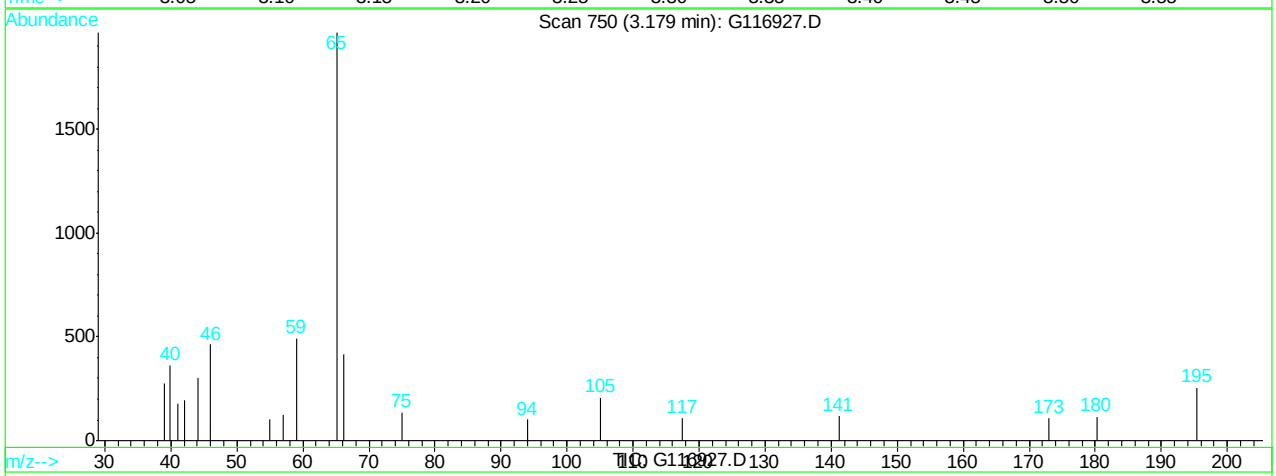

(2) tertiary butyl alcohol (M)

3.18min 16.92ppb m

response 2734

Ion	Exp%	Act%
59.00	100	100
41.00	16.10	36.79
0.00	0.00	0.00
0.00	0.00	0.00

G116927.D G120507T.M Tue May 08 10:43:44 2012

Quantitation Report (Qedit)

Data File : C:\HPCHEM\1\DATA\120507\G116927.D Vial: 4
Acq On : 7 May 2012 2:55 pm Operator: alit
Sample : ic4689-2.0 Inst : GCMS G
Misc : MS25756,MSG4689,,,,5,1 Multiplr: 1.00
MS Integration Params: RTEINT.P
Quant Time: May 8 10:43 2012 Quant Results File: temp.res

Method : C:\HPCHEM\1\METHODS\G120507T.M (RTE Integrator)
Title : SW-846 Method 8260
Last Update : Tue May 08 10:42:10 2012
Response via : Multiple Level Calibration

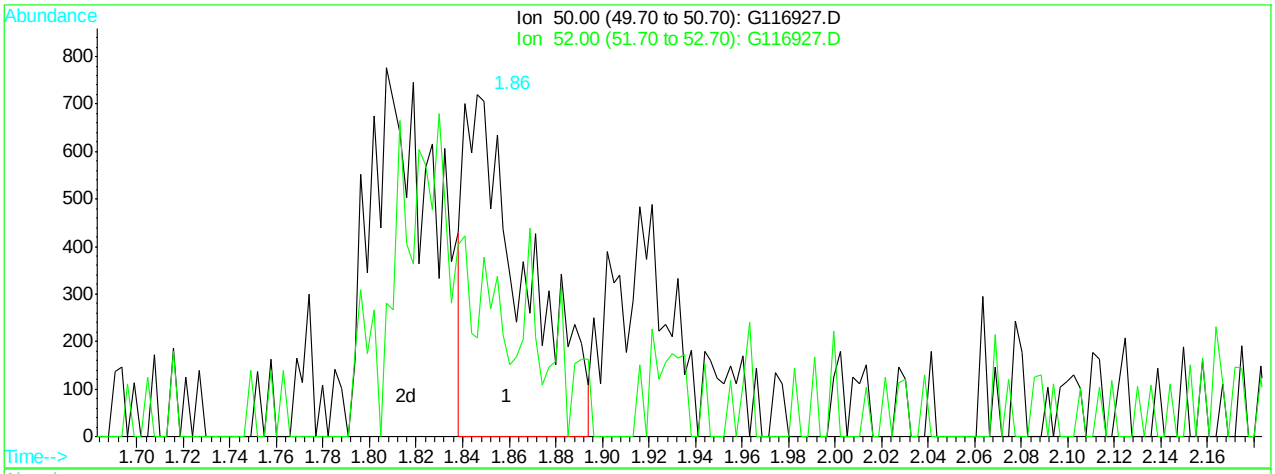

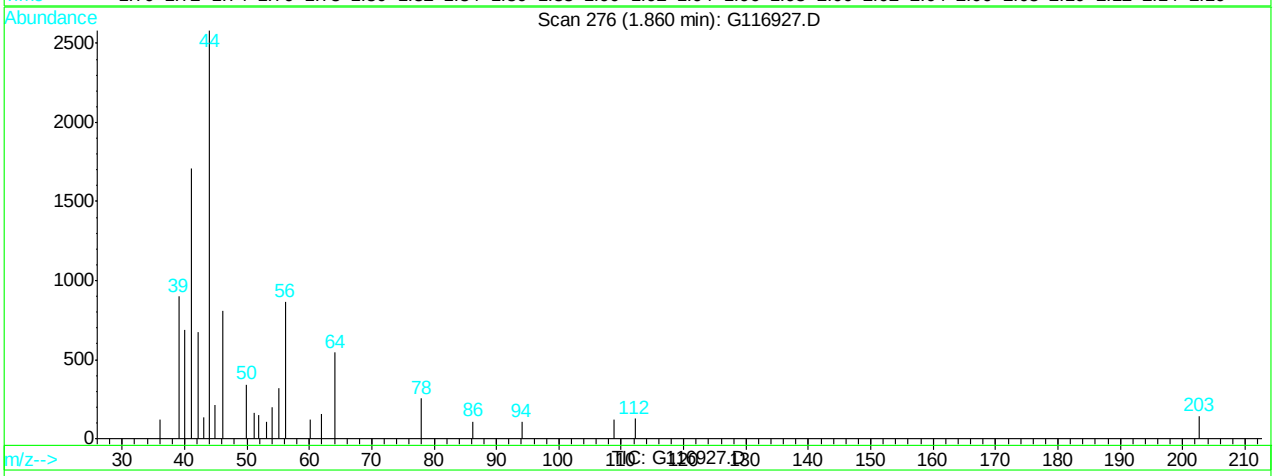

(6) chloromethane (P)

1.86min 0.81ppb

response 1274

Ion	Exp%	Act%
50.00	100	100
52.00	27.30	0.00
0.00	0.00	0.00
0.00	0.00	0.00

G116927.D G120507T.M Tue May 08 10:44:18 2012

Quantitation Report (Qedit)

Data File : C:\HPCHEM\1\DATA\120507\G116927.D Vial: 4
Acq On : 7 May 2012 2:55 pm Operator: alit
Sample : ic4689-2.0 Inst : GCMS G
Misc : MS25756,MSG4689,,,,5,1 Multiplr: 1.00
MS Integration Params: RTEINT.P
Quant Time: May 8 10:44 2012 Quant Results File: temp.res

Method : C:\HPCHEM\1\METHODS\G120507T.M (RTE Integrator)
Title : SW-846 Method 8260
Last Update : Tue May 08 10:42:10 2012
Response via : Multiple Level Calibration

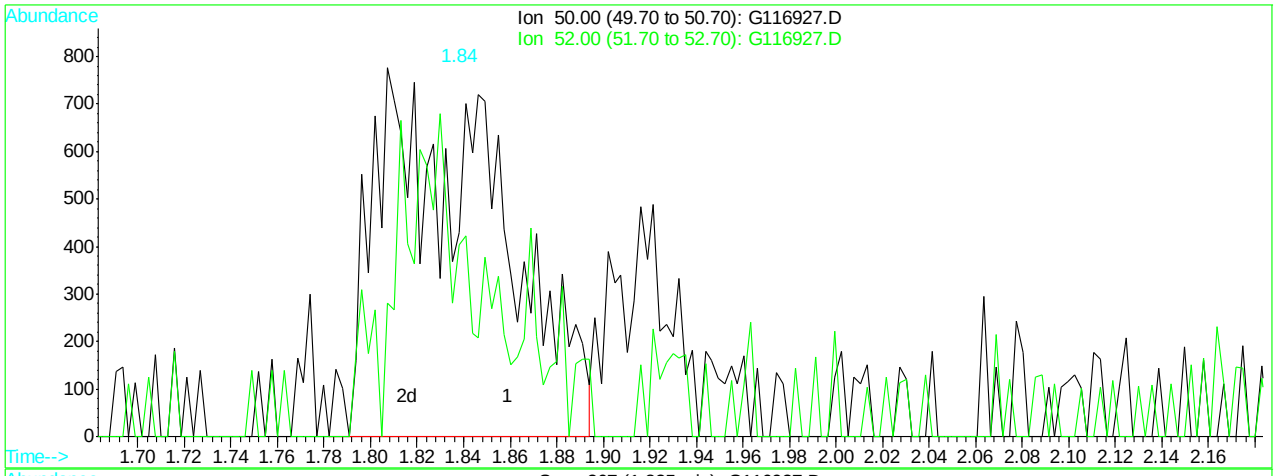

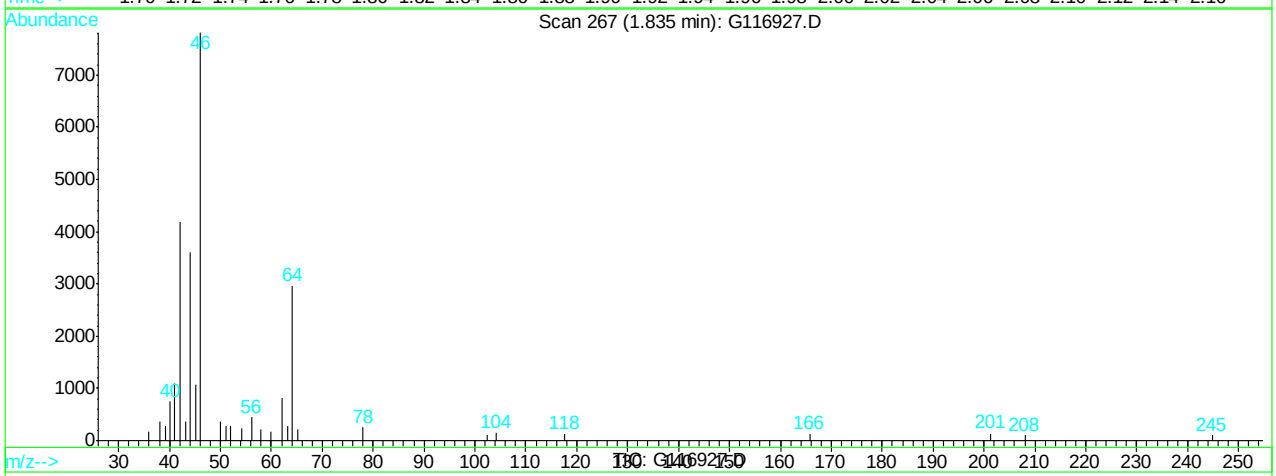

(6) chloromethane (P)

1.84min 1.77ppb m

response 2789

Ion	Exp%	Act%
50.00	100	100
52.00	27.30	76.15#
0.00	0.00	0.00
0.00	0.00	0.00

G116927.D G120507T.M Tue May 08 10:44:27 2012

Quantitation Report (Qedit)

Data File : C:\HPCHEM\1\DATA\120507\G116927.D Vial: 4
Acq On : 7 May 2012 2:55 pm Operator: alit
Sample : ic4689-2.0 Inst : GCMS G
Misc : MS25756,MSG4689,,,,5,1 Multiplr: 1.00
MS Integration Params: RTEINT.P
Quant Time: May 8 10:44 2012 Quant Results File: temp.res

Method : C:\HPCHEM\1\METHODS\G120507T.M (RTE Integrator)
Title : SW-846 Method 8260
Last Update : Tue May 08 10:42:10 2012
Response via : Multiple Level Calibration

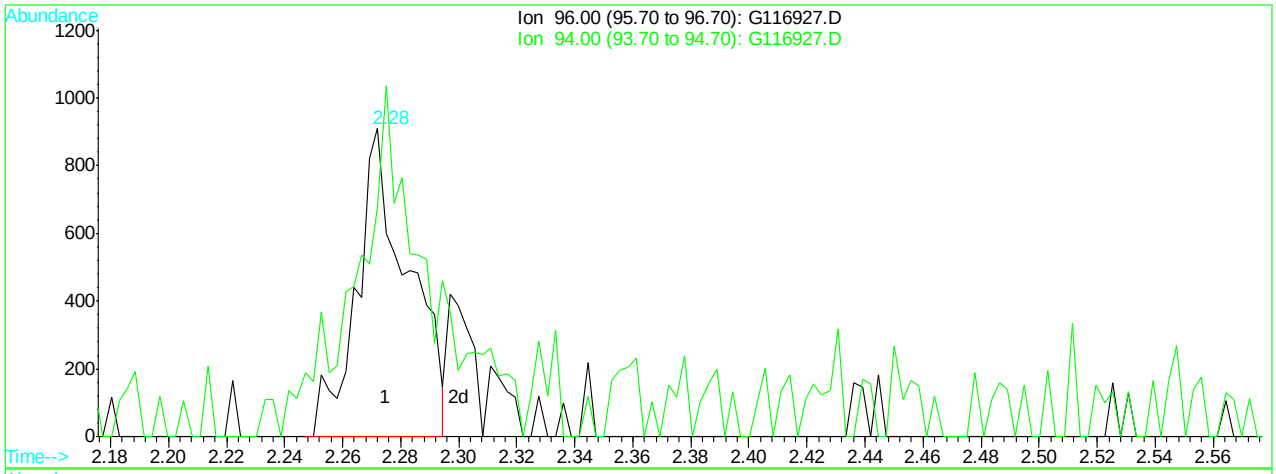

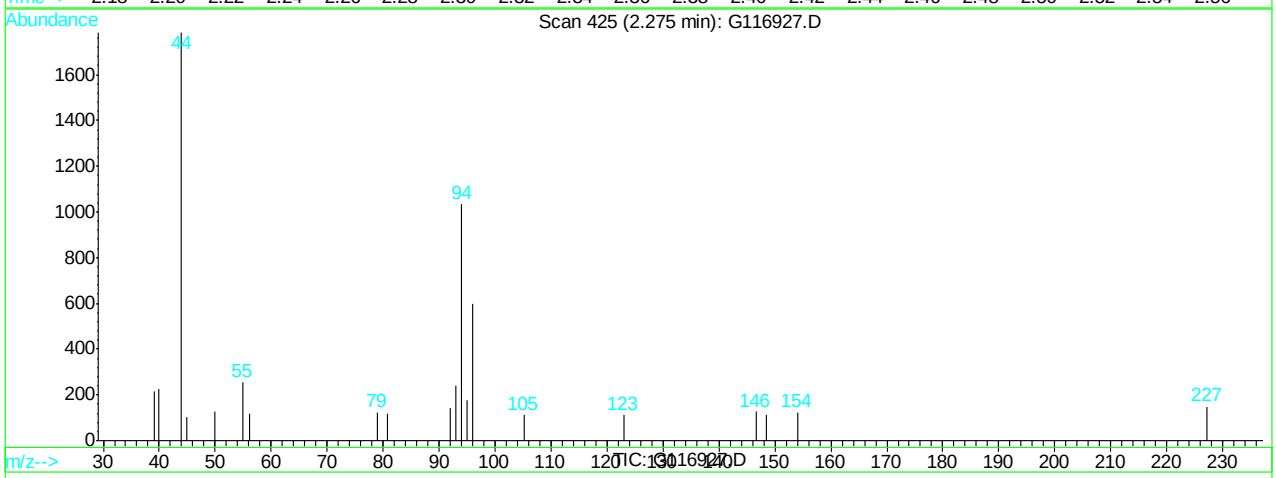

(8) bromomethane (M)

2.28min 1.66ppb

response 1118

Ion	Exp%	Act%
96.00	100	100
94.00	108.10	141.64#
0.00	0.00	0.00
0.00	0.00	0.00

G116927.D G120507T.M Tue May 08 10:44:39 2012

Quantitation Report (Qedit)

Data File : C:\HPCHEM\1\DATA\120507\G116927.D Vial: 4
Acq On : 7 May 2012 2:55 pm Operator: alit
Sample : ic4689-2.0 Inst : GCMS G
Misc : MS25756,MSG4689,,,,5,1 Multiplr: 1.00
MS Integration Params: RTEINT.P
Quant Time: May 8 10:44 2012 Quant Results File: temp.res

Method : C:\HPCHEM\1\METHODS\G120507T.M (RTE Integrator)
Title : SW-846 Method 8260
Last Update : Tue May 08 10:42:10 2012
Response via : Multiple Level Calibration

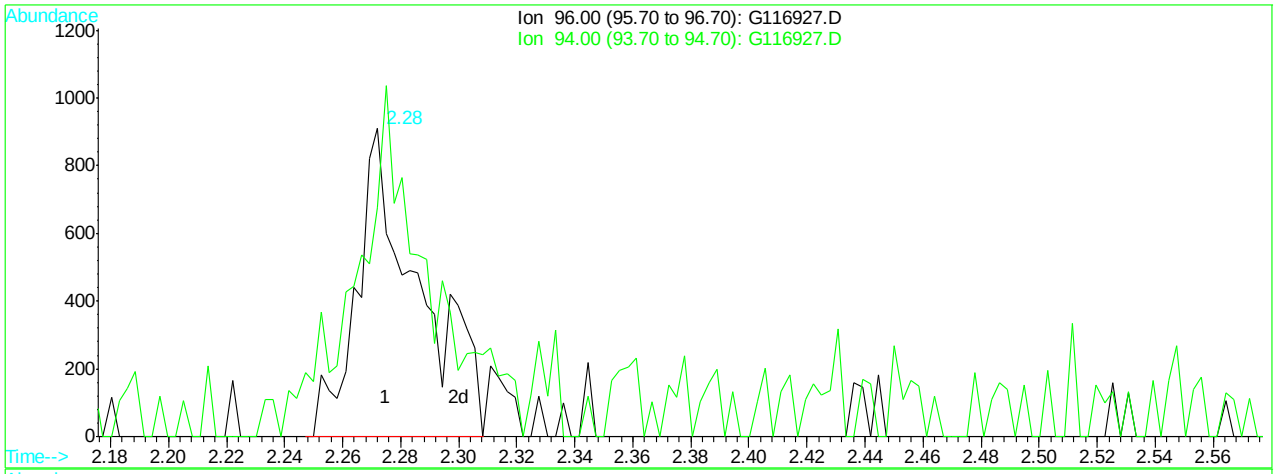

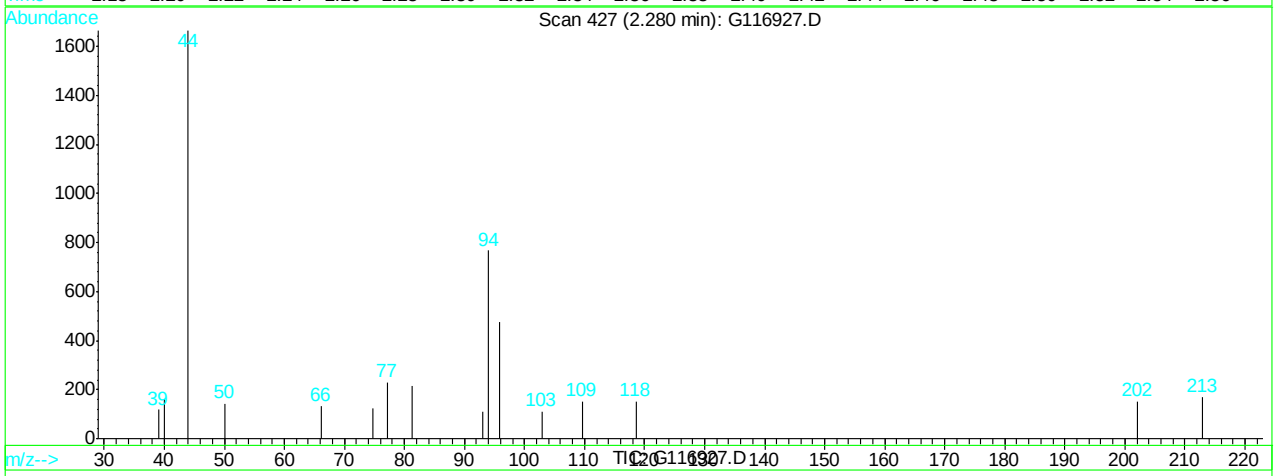

(8) bromomethane (M)

2.28min 2.01ppb m

response 1350

Ion	Exp%	Act%
96.00	100	100
94.00	108.10	160.92#
0.00	0.00	0.00
0.00	0.00	0.00

G116927.D G120507T.M Tue May 08 10:44:43 2012

Quantitation Report (Qedit)

Data File : C:\HPCHEM\1\DATA\120507\G116927.D Vial: 4
Acq On : 7 May 2012 2:55 pm Operator: alit
Sample : ic4689-2.0 Inst : GCMS G
Misc : MS25756,MSG4689,,,,5,1 Multiplr: 1.00
MS Integration Params: RTEINT.P
Quant Time: May 8 10:44 2012 Quant Results File: temp.res

Method : C:\HPCHEM\1\METHODS\G120507T.M (RTE Integrator)
Title : SW-846 Method 8260
Last Update : Tue May 08 10:42:10 2012
Response via : Multiple Level Calibration

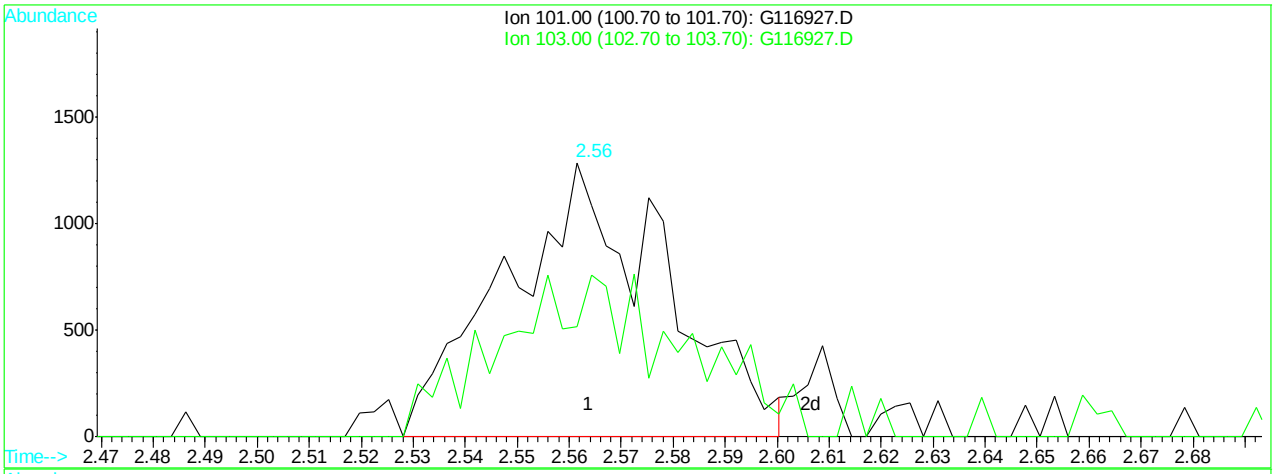

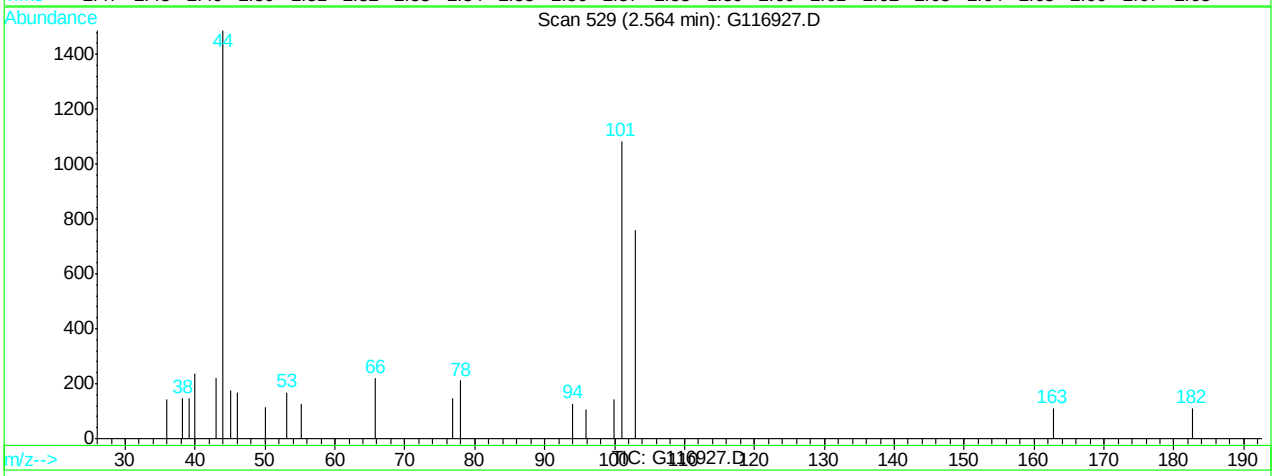

(12) trichlorofluoromethane (M)

2.56min 1.69ppb

response 2744

Ion	Exp%	Act%
101.00	100	100
103.00	71.00	70.18
0.00	0.00	0.00
0.00	0.00	0.00

G116927.D G120507T.M Tue May 08 10:44:54 2012

Quantitation Report (Qedit)

Data File : C:\HPCHEM\1\DATA\120507\G116927.D Vial: 4
Acq On : 7 May 2012 2:55 pm Operator: alit
Sample : ic4689-2.0 Inst : GCMS G
Misc : MS25756,MSG4689,,,,5,1 Multiplr: 1.00
MS Integration Params: RTEINT.P
Quant Time: May 8 10:44 2012 Quant Results File: temp.res

Method : C:\HPCHEM\1\METHODS\G120507T.M (RTE Integrator)
Title : SW-846 Method 8260
Last Update : Tue May 08 10:42:10 2012
Response via : Multiple Level Calibration

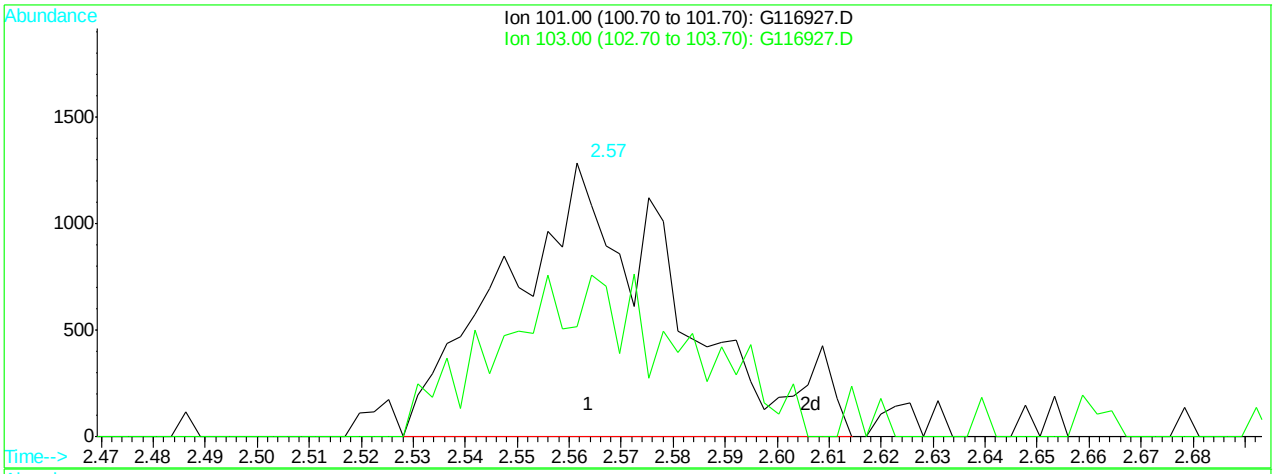

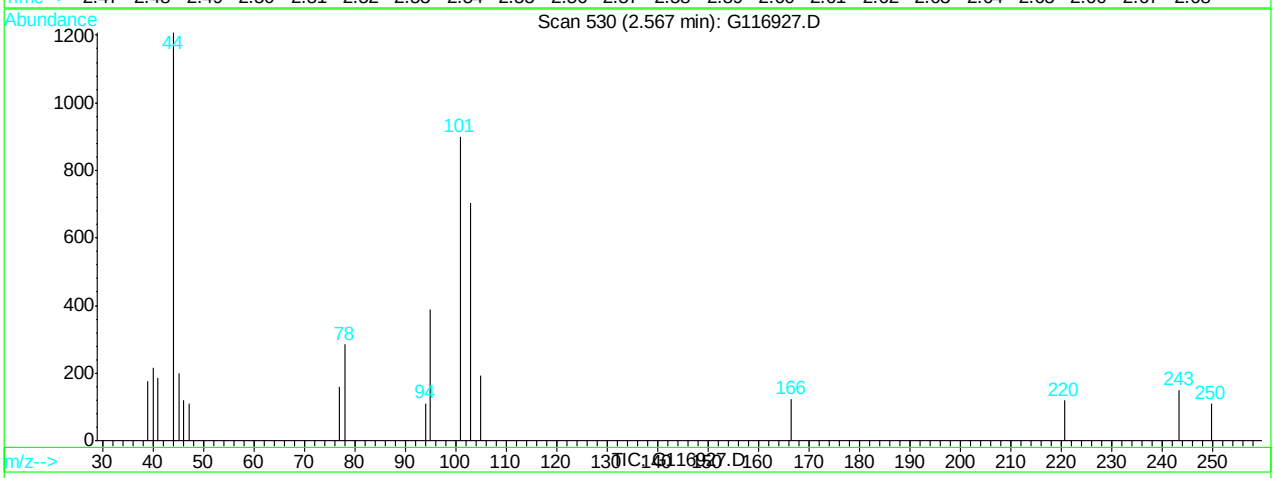

(12) trichlorofluoromethane (M)

2.57min 1.79ppb m

response 2917

Ion	Exp%	Act%
101.00	100	100
103.00	71.00	78.40
0.00	0.00	0.00
0.00	0.00	0.00

G116927.D G120507T.M Tue May 08 10:44:58 2012

Quantitation Report (Qedit)

Data File : C:\HPCHEM\1\DATA\120507\G116927.D Vial: 4
Acq On : 7 May 2012 2:55 pm Operator: alit
Sample : ic4689-2.0 Inst : GCMS G
Misc : MS25756,MSG4689,,,,5,1 Multiplr: 1.00
MS Integration Params: RTEINT.P
Quant Time: May 8 10:44 2012 Quant Results File: temp.res

Method : C:\HPCHEM\1\METHODS\G120507T.M (RTE Integrator)
Title : SW-846 Method 8260
Last Update : Tue May 08 10:42:10 2012
Response via : Multiple Level Calibration

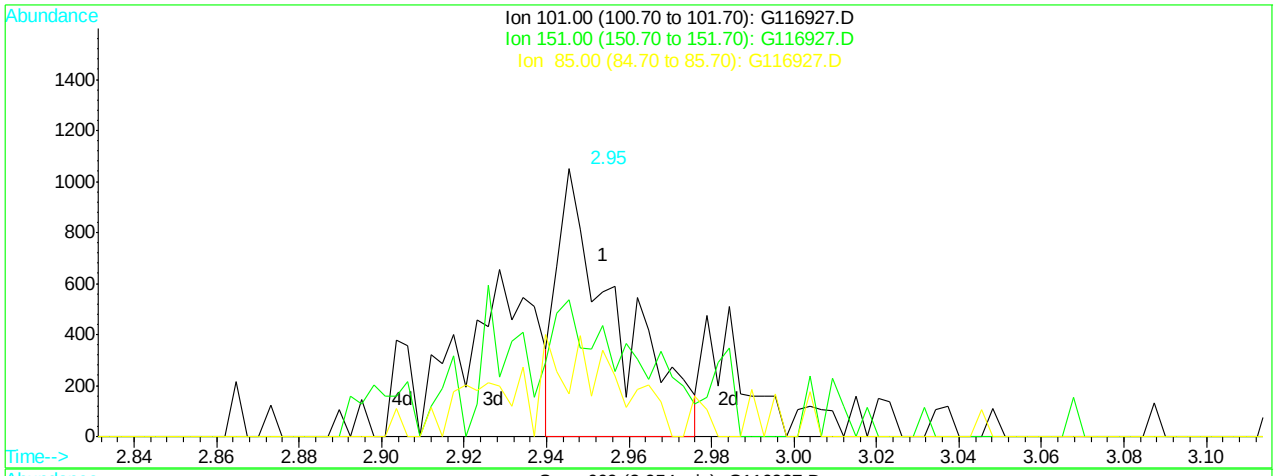

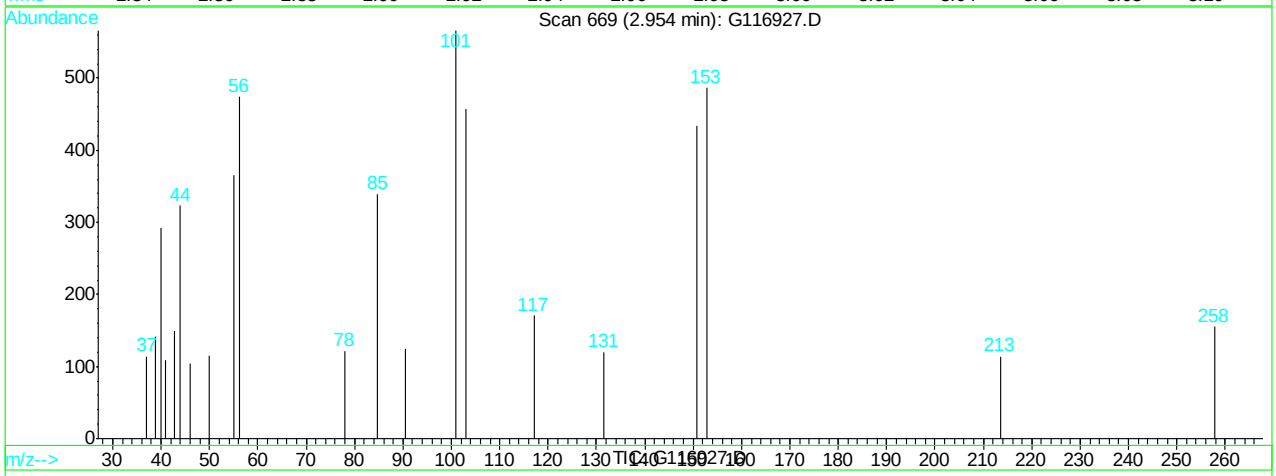

(13) freon-113 (M)

2.95min 0.93ppb

response 1035

Ion	Exp%	Act%
101.00	100	100
151.00	75.40	75.31
85.00	43.70	44.69
0.00	0.00	0.00

G116927.D G120507T.M Tue May 08 10:45:03 2012

Quantitation Report (Qedit)

Data File : C:\HPCHEM\1\DATA\120507\G116927.D Vial: 4
Acq On : 7 May 2012 2:55 pm Operator: alit
Sample : ic4689-2.0 Inst : GCMS G
Misc : MS25756,MSG4689,,,,5,1 Multiplr: 1.00
MS Integration Params: RTEINT.P
Quant Time: May 8 10:45 2012 Quant Results File: temp.res

Method : C:\HPCHEM\1\METHODS\G120507T.M (RTE Integrator)
Title : SW-846 Method 8260
Last Update : Tue May 08 10:42:10 2012
Response via : Multiple Level Calibration

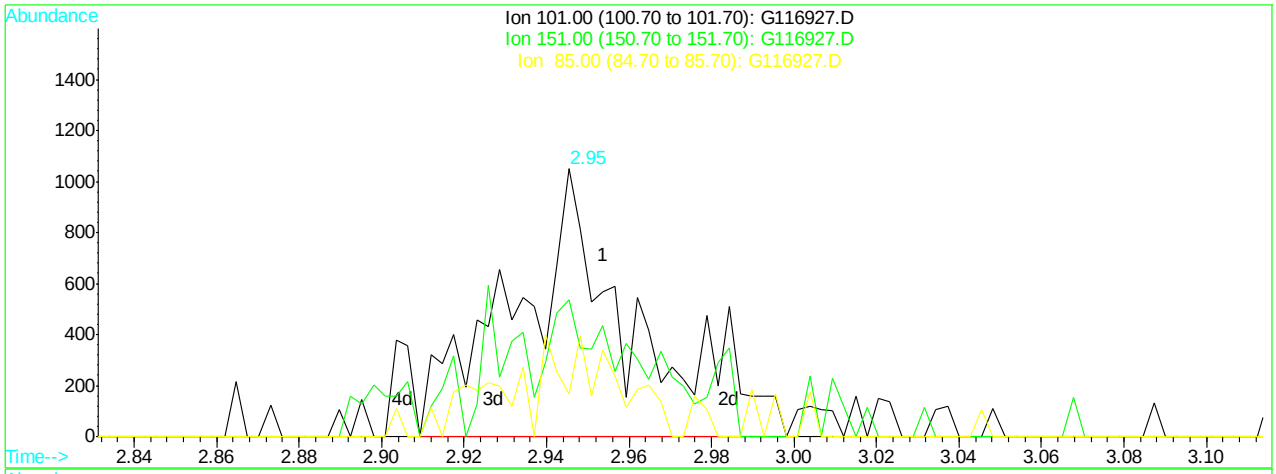

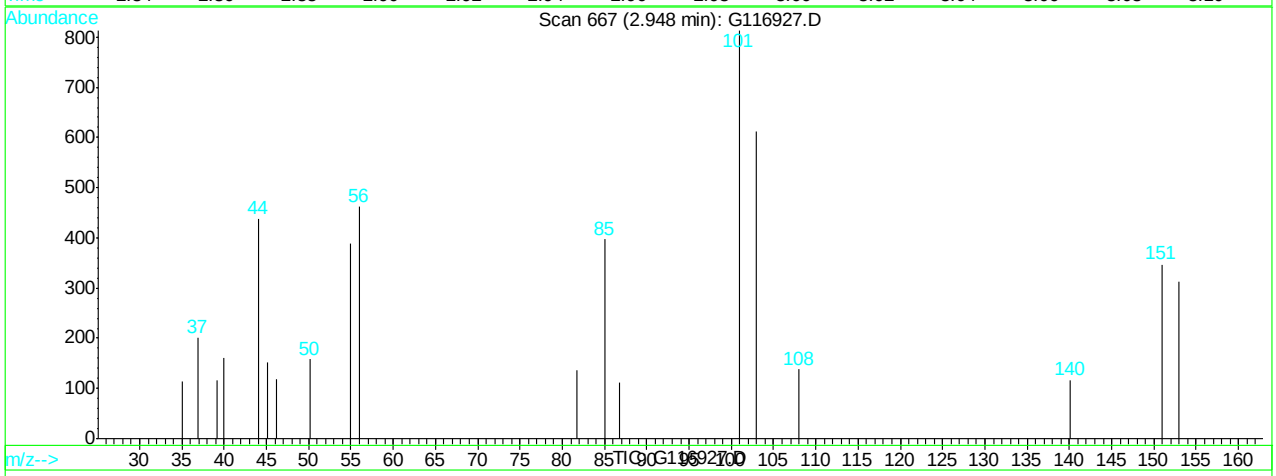

(13) freon-113 (M)

2.95min 1.89ppb m

response 2107

Ion	Exp%	Act%
101.00	100	100
151.00	75.40	42.68#
85.00	43.70	48.83
0.00	0.00	0.00

G116927.D G120507T.M Tue May 08 10:45:08 2012

Quantitation Report (Qedit)

Data File : C:\HPCHEM\1\DATA\120507\G116927.D Vial: 4
Acq On : 7 May 2012 2:55 pm Operator: alit
Sample : ic4689-2.0 Inst : GCMS G
Misc : MS25756,MSG4689,,,,5,1 Multiplr: 1.00
MS Integration Params: RTEINT.P
Quant Time: May 8 10:45 2012 Quant Results File: temp.res

Method : C:\HPCHEM\1\METHODS\G120507T.M (RTE Integrator)
Title : SW-846 Method 8260
Last Update : Tue May 08 10:42:10 2012
Response via : Multiple Level Calibration

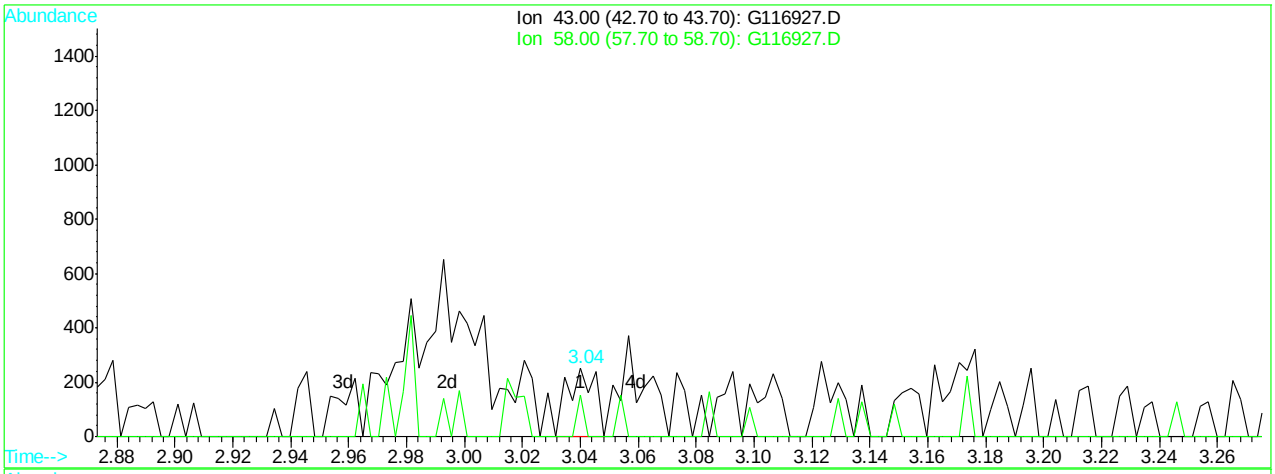

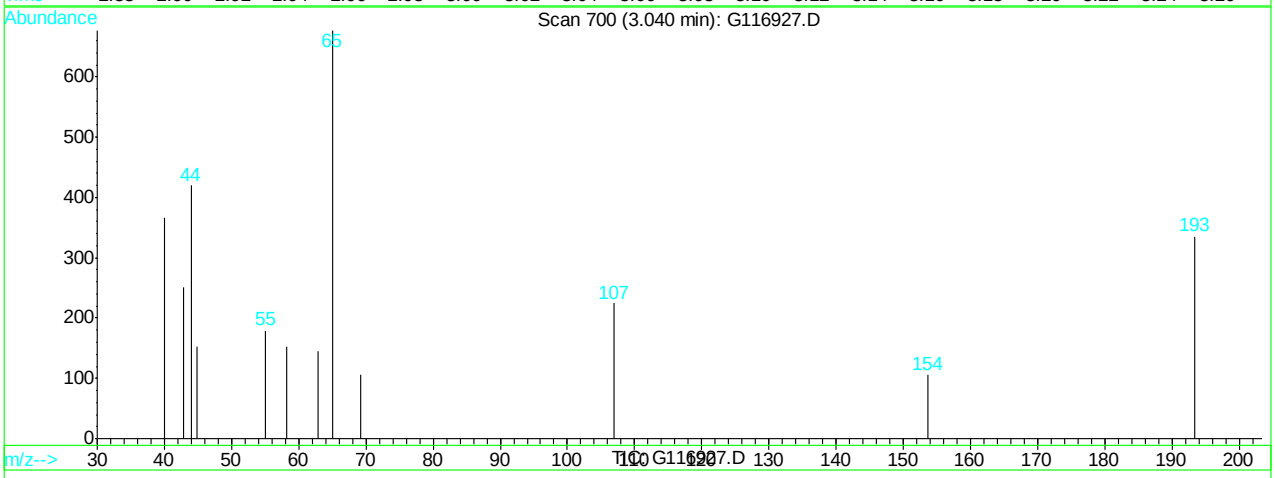

(16) acetone (M)

3.04min 0.34ppb

response 167

Ion	Exp%	Act%
43.00	100	100
58.00	34.20	60.32
0.00	0.00	0.00
0.00	0.00	0.00

G116927.D G120507T.M Tue May 08 10:45:14 2012

Quantitation Report (Qedit)

Data File : C:\HPCHEM\1\DATA\120507\G116927.D Vial: 4
Acq On : 7 May 2012 2:55 pm Operator: alit
Sample : ic4689-2.0 Inst : GCMS G
Misc : MS25756,MSG4689,,,,5,1 Multiplr: 1.00
MS Integration Params: RTEINT.P
Quant Time: May 8 10:45 2012 Quant Results File: temp.res

Method : C:\HPCHEM\1\METHODS\G120507T.M (RTE Integrator)
Title : SW-846 Method 8260
Last Update : Tue May 08 10:42:10 2012
Response via : Multiple Level Calibration

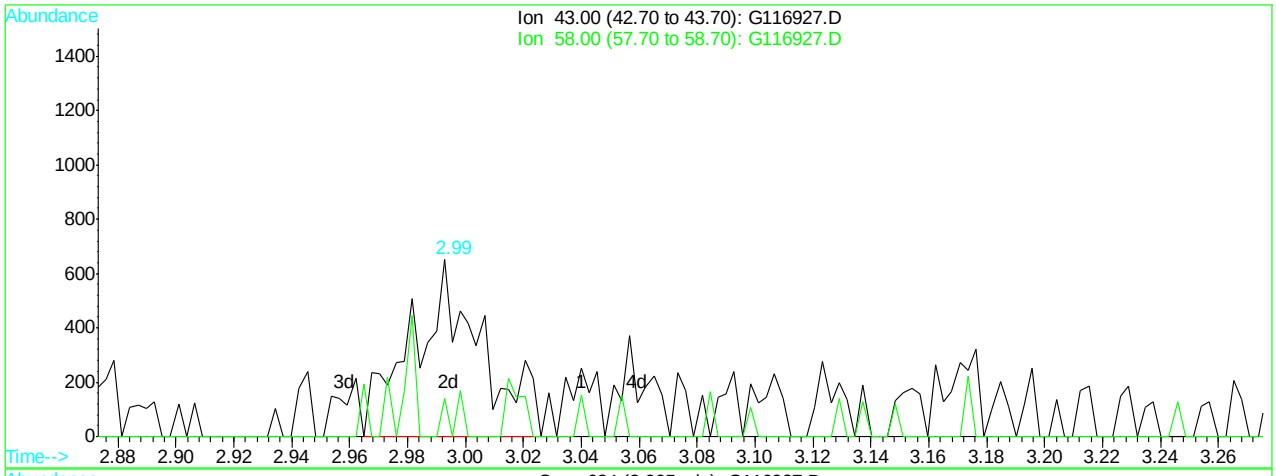

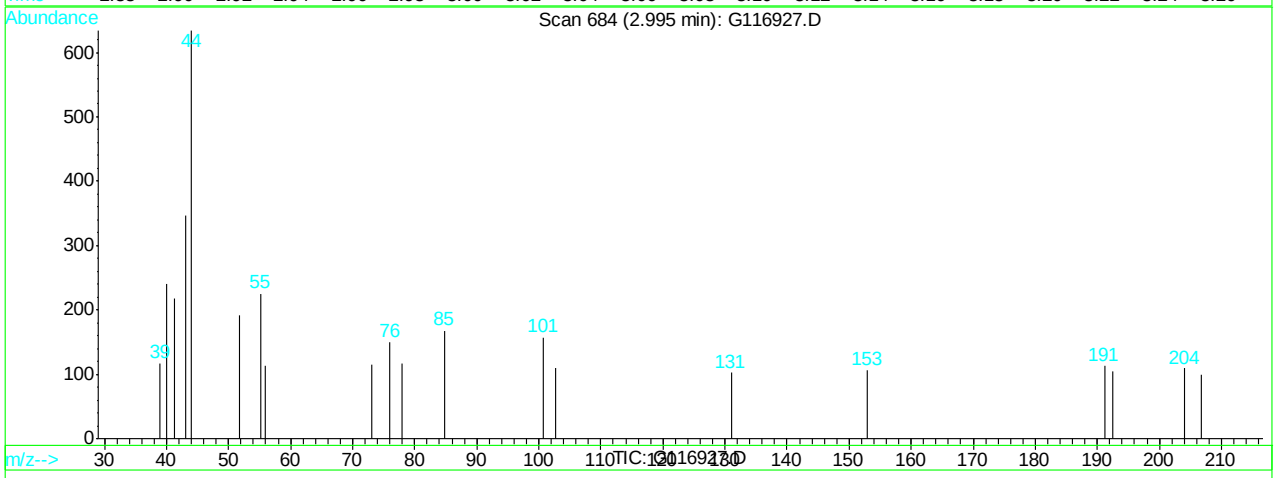

(16) acetone (M)

3.00min 2.16ppb m

response 1073

Ion	Exp%	Act%
43.00	100	100
58.00	34.20	0.00#
0.00	0.00	0.00
0.00	0.00	0.00

G116927.D G120507T.M Tue May 08 10:45:20 2012

Quantitation Report (Qedit)

Data File : C:\HPCHEM\1\DATA\120507\G116927.D Vial: 4
Acq On : 7 May 2012 2:55 pm Operator: alit
Sample : ic4689-2.0 Inst : GCMS G
Misc : MS25756,MSG4689,,,,5,1 Multiplr: 1.00
MS Integration Params: RTEINT.P
Quant Time: May 8 10:45 2012 Quant Results File: temp.res

Method : C:\HPCHEM\1\METHODS\G120507T.M (RTE Integrator)
Title : SW-846 Method 8260
Last Update : Tue May 08 10:42:10 2012
Response via : Multiple Level Calibration

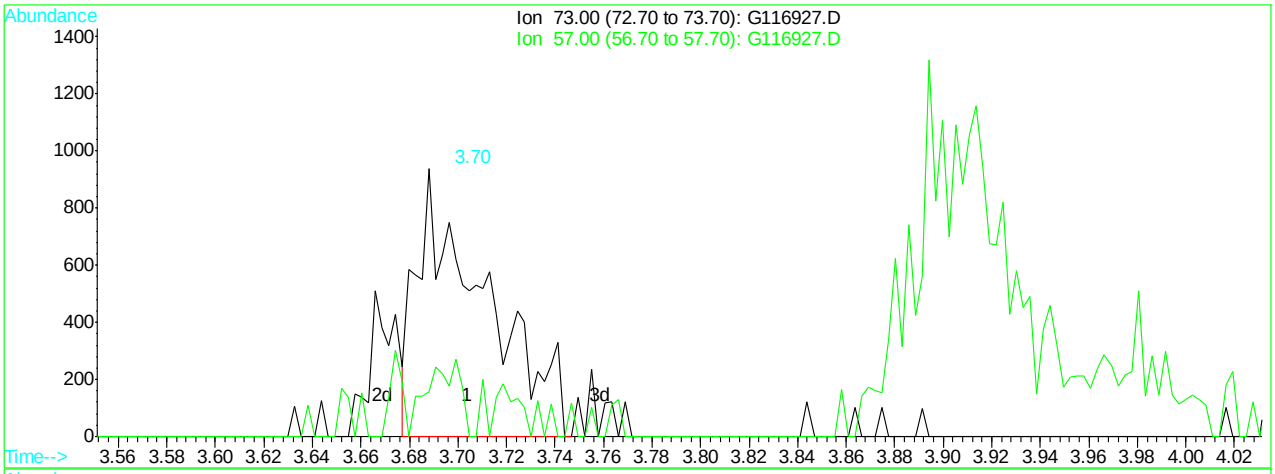

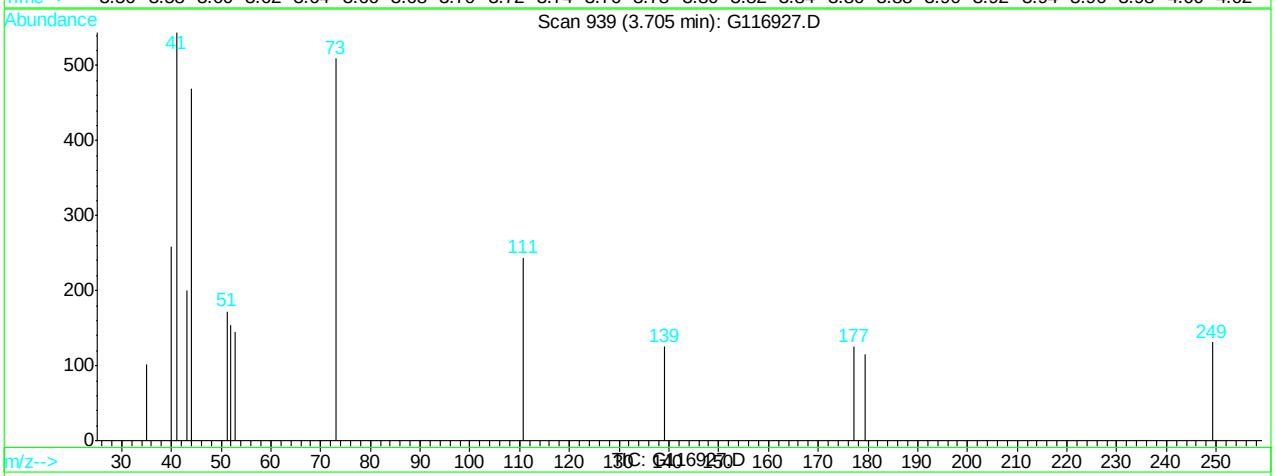

(19) methyl tert butyl ether (M)

3.70min 1.66ppb

response 1814

Ion	Exp%	Act%
73.00	100	100
57.00	24.40	0.00
0.00	0.00	0.00
0.00	0.00	0.00

G116927.D G120507T.M Tue May 08 10:45:29 2012

Quantitation Report (Qedit)

Data File : C:\HPCHEM\1\DATA\120507\G116927.D Vial: 4
Acq On : 7 May 2012 2:55 pm Operator: alit
Sample : ic4689-2.0 Inst : GCMS G
Misc : MS25756,MSG4689,,,,5,1 Multiplr: 1.00
MS Integration Params: RTEINT.P
Quant Time: May 8 10:45 2012 Quant Results File: temp.res

Method : C:\HPCHEM\1\METHODS\G120507T.M (RTE Integrator)
Title : SW-846 Method 8260
Last Update : Tue May 08 10:42:10 2012
Response via : Multiple Level Calibration

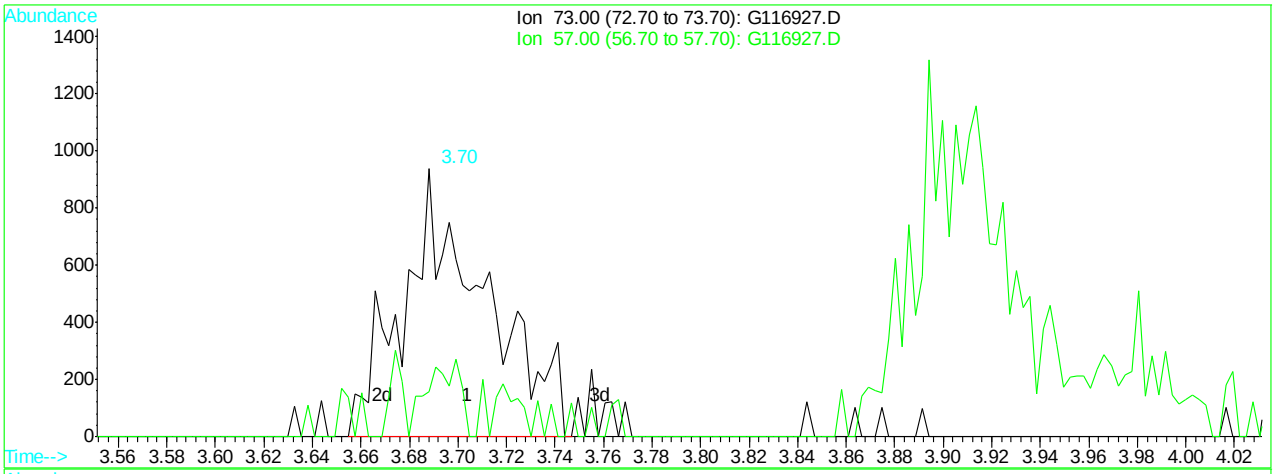

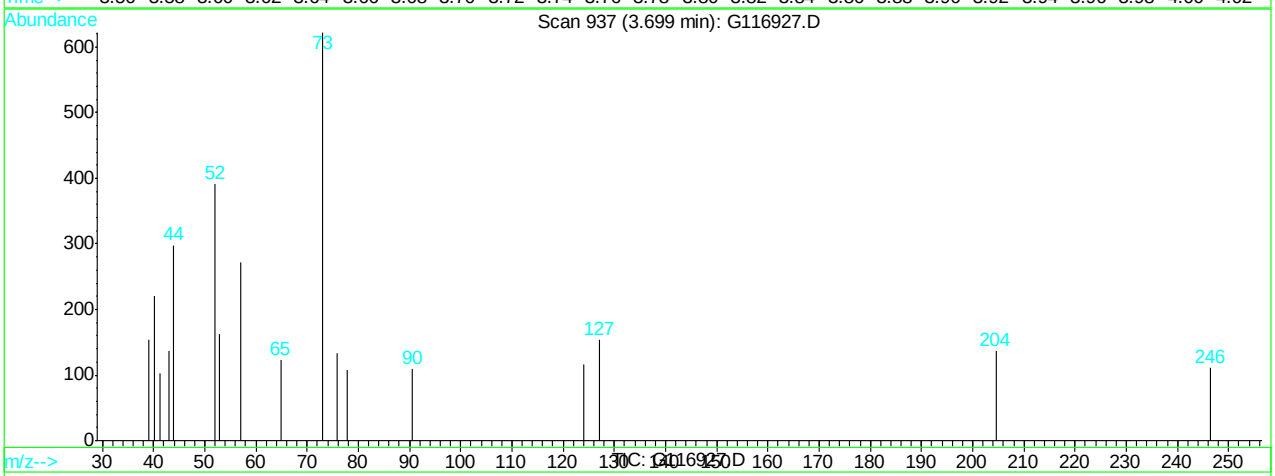

(19) methyl tert butyl ether (M)

3.70min 2.01ppb m

response 2197

Ion	Exp%	Act%
73.00	100	100
57.00	24.40	43.73
0.00	0.00	0.00
0.00	0.00	0.00

G116927.D G120507T.M Tue May 08 10:45:34 2012

Quantitation Report (Qedit)

Data File : C:\HPCHEM\1\DATA\120507\G116927.D Vial: 4
Acq On : 7 May 2012 2:55 pm Operator: alit
Sample : ic4689-2.0 Inst : GCMS G
Misc : MS25756,MSG4689,,,,5,1 Multiplr: 1.00
MS Integration Params: RTEINT.P
Quant Time: May 8 10:45 2012 Quant Results File: temp.res

Method : C:\HPCHEM\1\METHODS\G120507T.M (RTE Integrator)
Title : SW-846 Method 8260
Last Update : Tue May 08 10:42:10 2012
Response via : Multiple Level Calibration

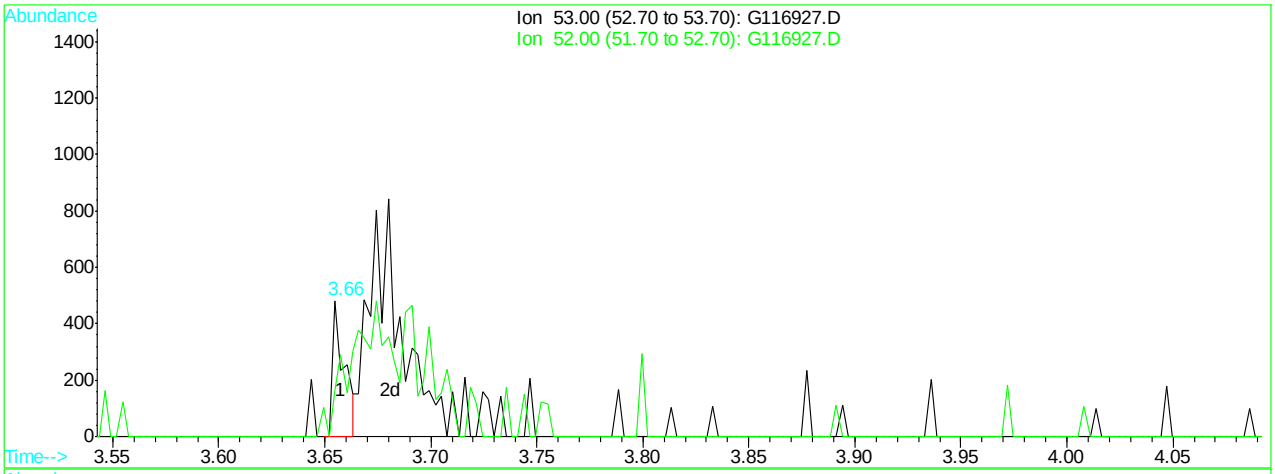

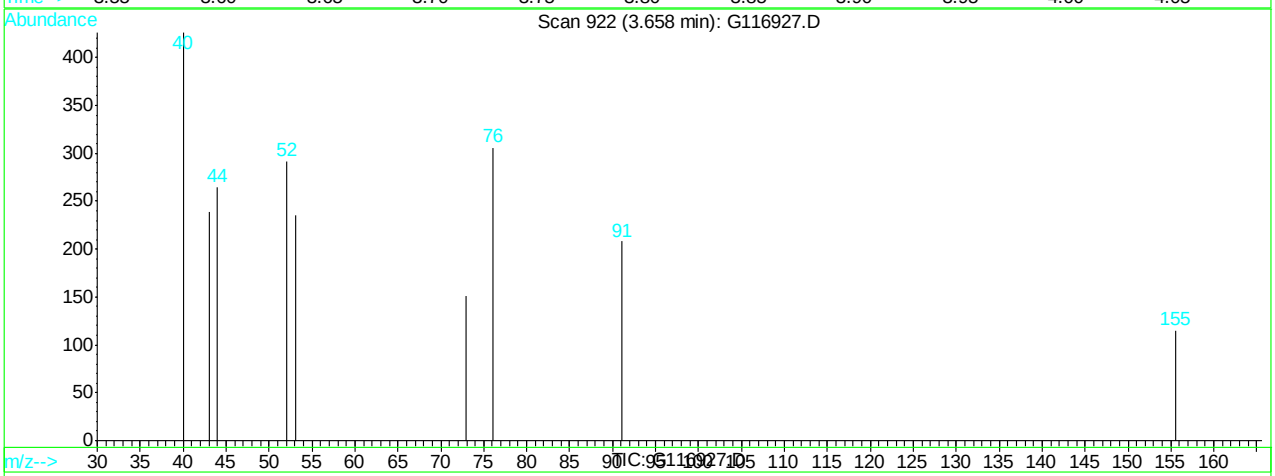

(20) acrylonitrile (M)

3.66min 0.31ppb

response 187

Ion	Exp%	Act%
53.00	100	100
52.00	74.00	79.57
0.00	0.00	0.00
0.00	0.00	0.00

G116927.D G120507T.M Tue May 08 10:45:39 2012

Quantitation Report (Qedit)

Data File : C:\HPCHEM\1\DATA\120507\G116927.D Vial: 4
Acq On : 7 May 2012 2:55 pm Operator: alit
Sample : ic4689-2.0 Inst : GCMS G
Misc : MS25756,MSG4689,,,,5,1 Multiplr: 1.00
MS Integration Params: RTEINT.P
Quant Time: May 8 10:45 2012 Quant Results File: temp.res

Method : C:\HPCHEM\1\METHODS\G120507T.M (RTE Integrator)
Title : SW-846 Method 8260
Last Update : Tue May 08 10:42:10 2012
Response via : Multiple Level Calibration

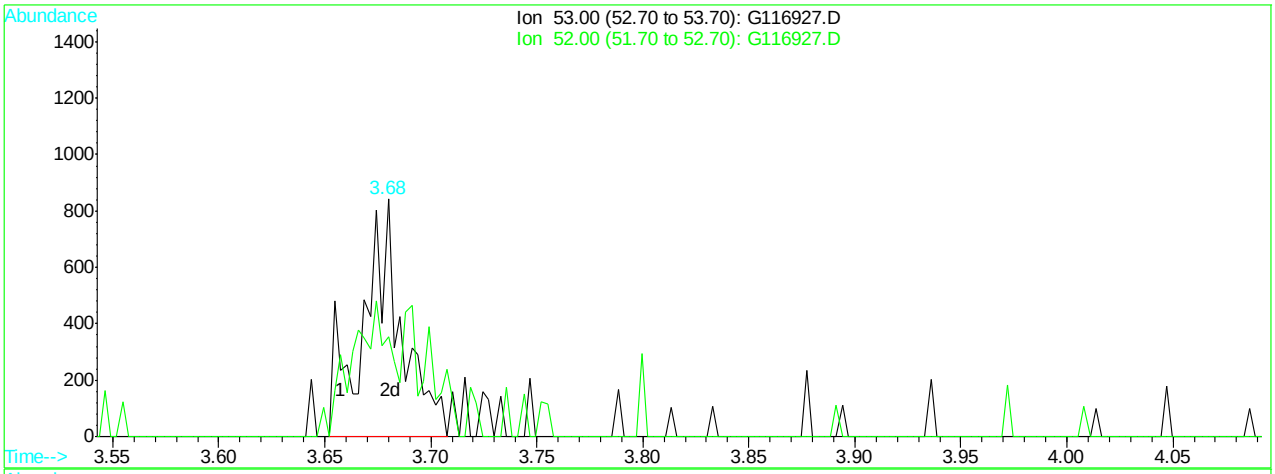

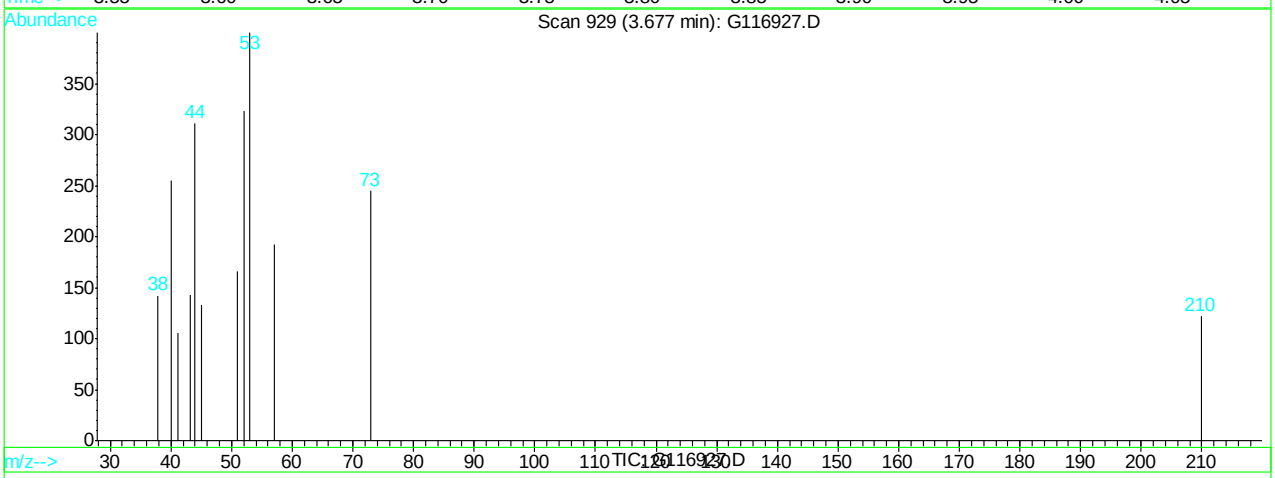

(20) acrylonitrile (M)

3.68min 1.75ppb m

response 1057

Ion	Exp%	Act%
53.00	100	100
52.00	74.00	80.75
0.00	0.00	0.00
0.00	0.00	0.00

G116927.D G120507T.M Tue May 08 10:45:44 2012

Quantitation Report (Qedit)

Data File : C:\HPCHEM\1\DATA\120507\G116927.D Vial: 4
Acq On : 7 May 2012 2:55 pm Operator: alit
Sample : ic4689-2.0 Inst : GCMS G
Misc : MS25756,MSG4689,,,,5,1 Multiplr: 1.00
MS Integration Params: RTEINT.P
Quant Time: May 8 10:45 2012 Quant Results File: temp.res

Method : C:\HPCHEM\1\METHODS\G120507T.M (RTE Integrator)
Title : SW-846 Method 8260
Last Update : Tue May 08 10:42:10 2012
Response via : Multiple Level Calibration

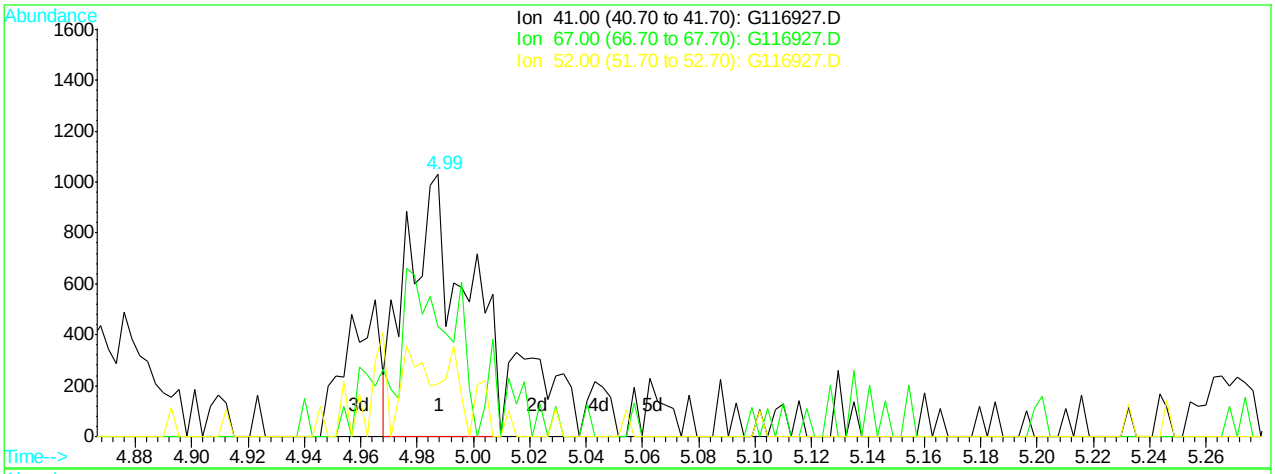

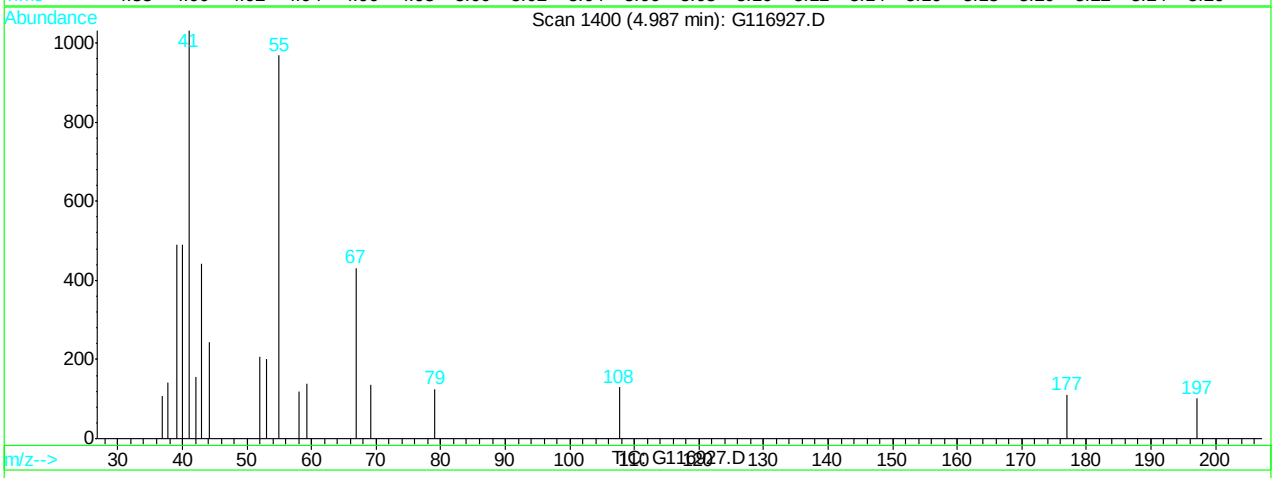

(29) methacrylonitrile (M)

4.99min 1.11ppb

response 1498

Ion	Exp%	Act%
41.00	100	100
67.00	50.00	41.80
52.00	22.60	19.98
0.00	0.00	0.00

G116927.D G120507T.M Tue May 08 10:45:54 2012

Quantitation Report (Qedit)

Data File : C:\HPCHEM\1\DATA\120507\G116927.D Vial: 4
Acq On : 7 May 2012 2:55 pm Operator: alit
Sample : ic4689-2.0 Inst : GCMS G
Misc : MS25756,MSG4689,,,,5,1 Multiplr: 1.00
MS Integration Params: RTEINT.P
Quant Time: May 8 10:45 2012 Quant Results File: temp.res

Method : C:\HPCHEM\1\METHODS\G120507T.M (RTE Integrator)
Title : SW-846 Method 8260
Last Update : Tue May 08 10:42:10 2012
Response via : Multiple Level Calibration

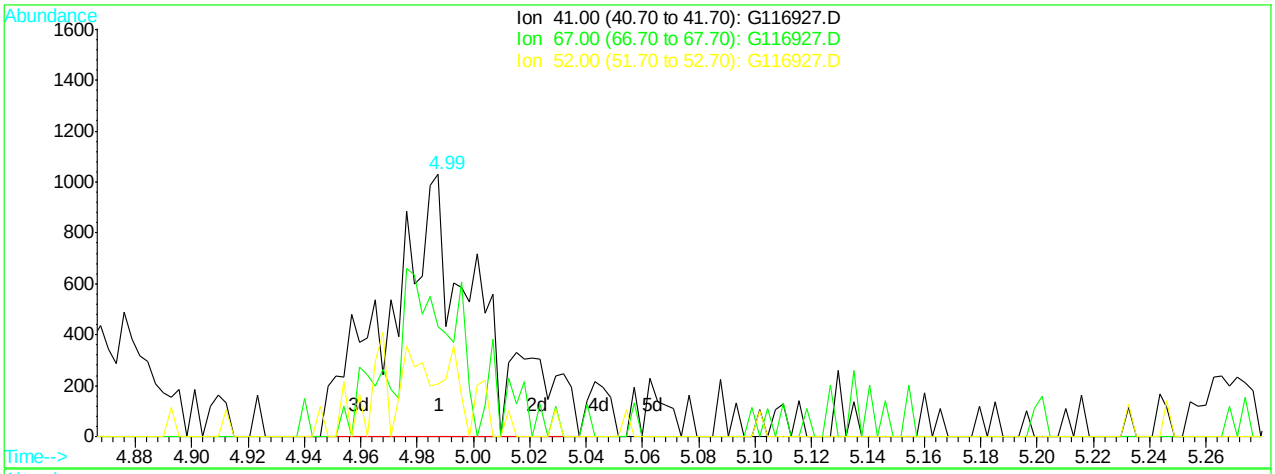

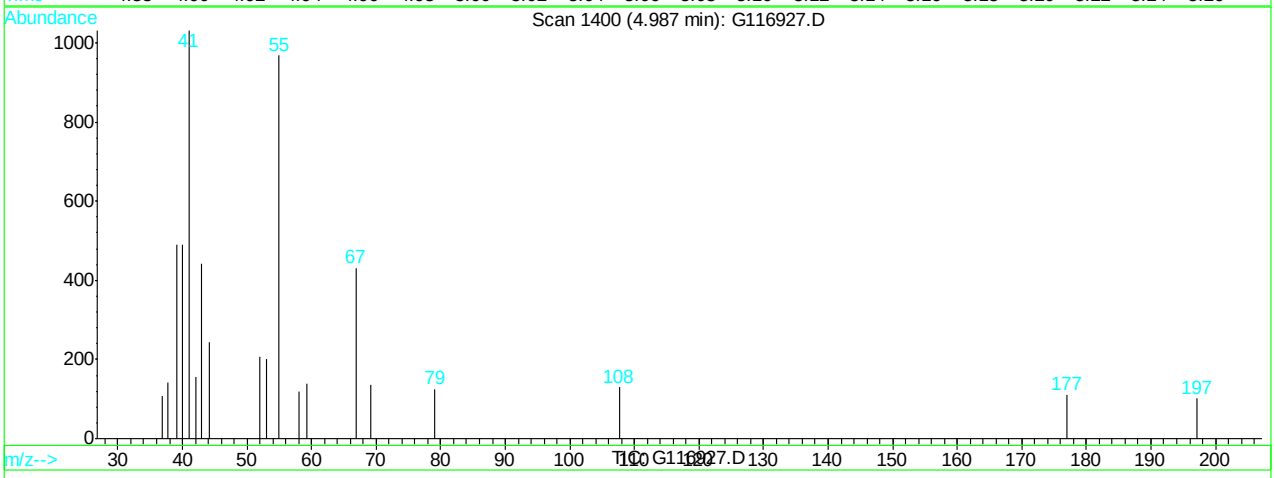

(29) methacrylonitrile (M)

4.99min 1.74ppb m

response 2343

Ion	Exp%	Act%
41.00	100	100
67.00	50.00	41.80
52.00	22.60	19.98
0.00	0.00	0.00

G116927.D G120507T.M Tue May 08 10:45:58 2012

Quantitation Report (Qedit)

Data File : C:\HPCHEM\1\DATA\120507\G116927.D Vial: 4
Acq On : 7 May 2012 2:55 pm Operator: alit
Sample : ic4689-2.0 Inst : GCMS G
Misc : MS25756,MSG4689,,,,5,1 Multiplr: 1.00
MS Integration Params: RTEINT.P
Quant Time: May 8 10:45 2012 Quant Results File: temp.res

Method : C:\HPCHEM\1\METHODS\G120507T.M (RTE Integrator)
Title : SW-846 Method 8260
Last Update : Tue May 08 10:42:10 2012
Response via : Multiple Level Calibration

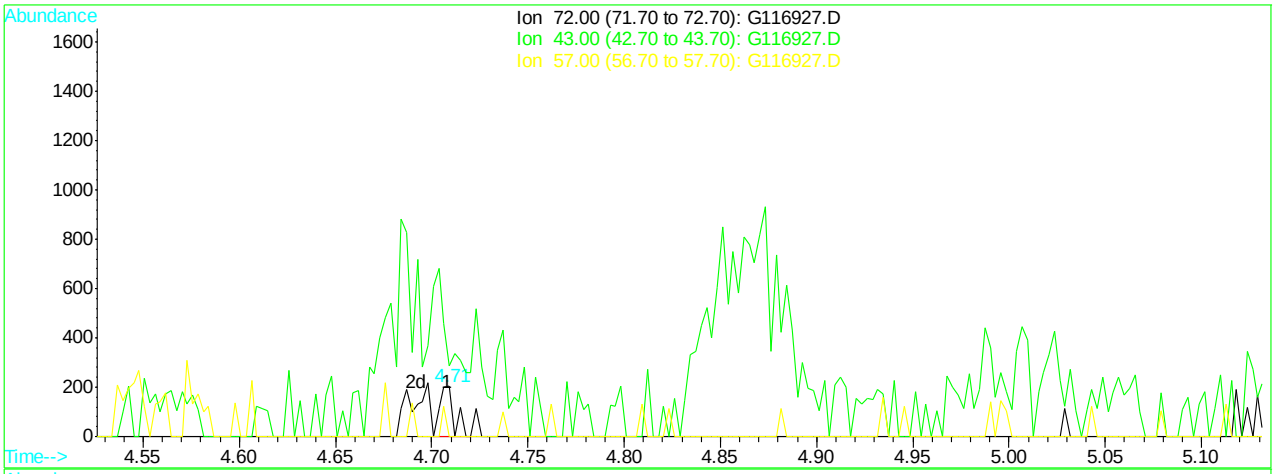

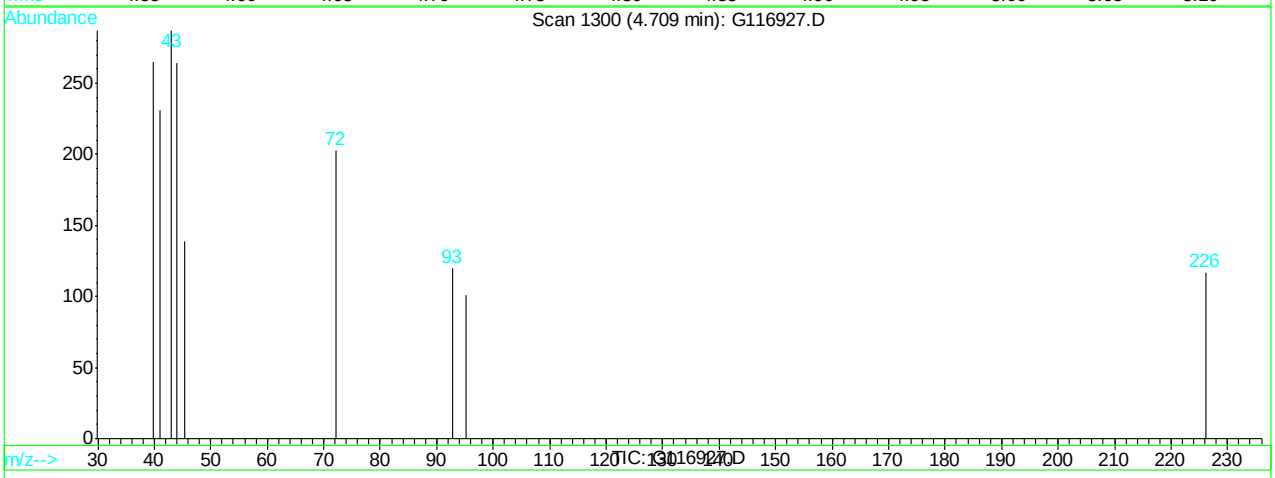

(30) 2-butanone (M)

4.71min 0.70ppb

response 106

Ion	Exp%	Act%
72.00	100	100
43.00	385.20	13.79#
57.00	26.20	0.00
0.00	0.00	0.00

G116927.D G120507T.M Tue May 08 10:46:05 2012

Quantitation Report (Qedit)

Data File : C:\HPCHEM\1\DATA\120507\G116927.D Vial: 4
Acq On : 7 May 2012 2:55 pm Operator: alit
Sample : ic4689-2.0 Inst : GCMS G
Misc : MS25756,MSG4689,,,,5,1 Multiplr: 1.00
MS Integration Params: RTEINT.P
Quant Time: May 8 10:46 2012 Quant Results File: temp.res

Method : C:\HPCHEM\1\METHODS\G120507T.M (RTE Integrator)
Title : SW-846 Method 8260
Last Update : Tue May 08 10:42:10 2012
Response via : Multiple Level Calibration

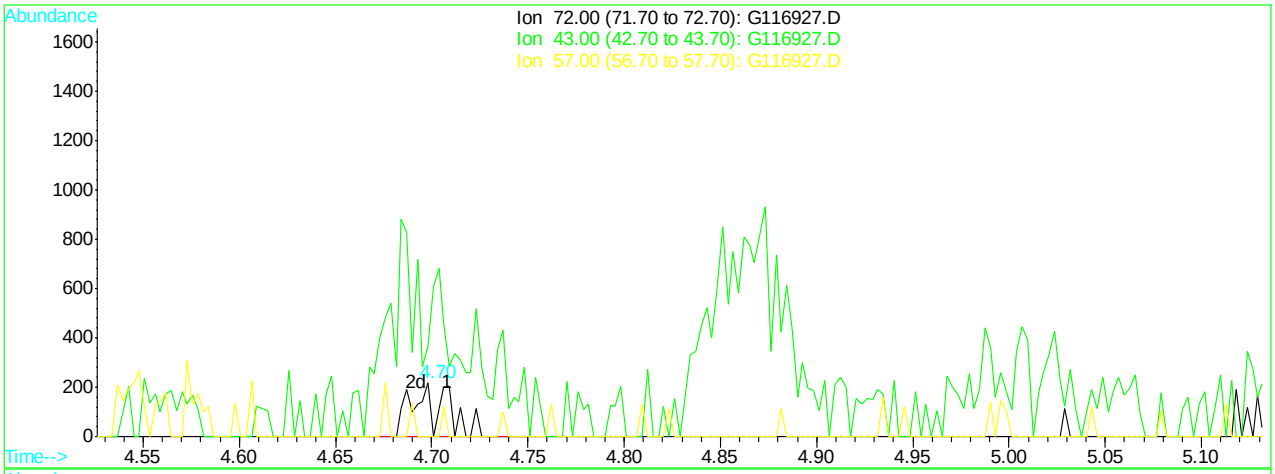

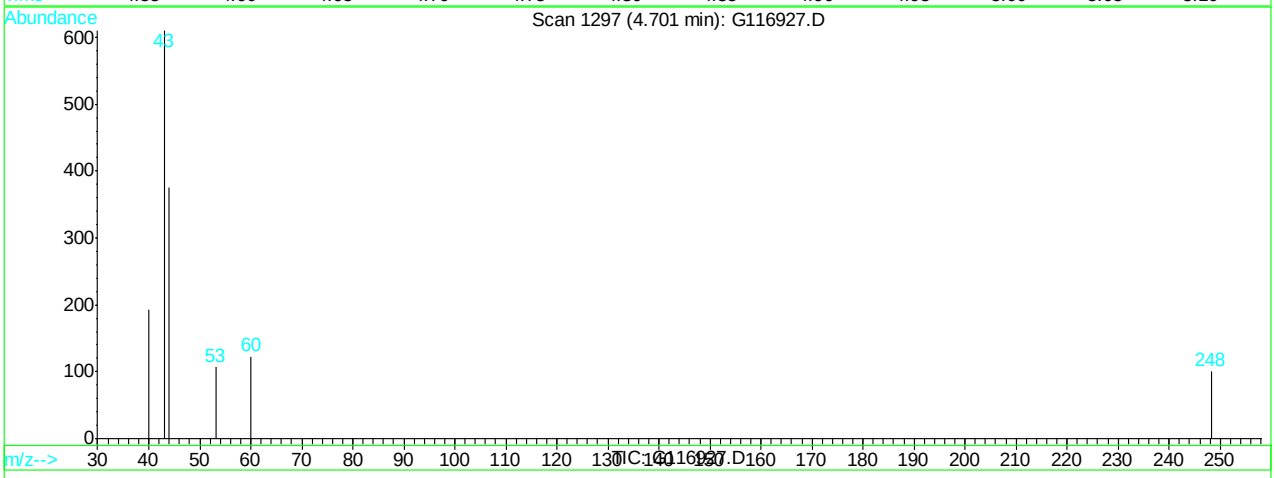

(30) 2-butanone (M)

4.70min 1.82ppb m

response 275

Ion	Exp%	Act%
72.00	100	100
43.00	385.20	61000.00#
57.00	26.20	0.00
0.00	0.00	0.00

G116927.D G120507T.M Tue May 08 10:46:08 2012

Quantitation Report (Qedit)

Data File : C:\HPCHEM\1\DATA\120507\G116927.D Vial: 4
Acq On : 7 May 2012 2:55 pm Operator: alit
Sample : ic4689-2.0 Inst : GCMS G
Misc : MS25756,MSG4689,,,,5,1 Multiplr: 1.00
MS Integration Params: RTEINT.P
Quant Time: May 8 10:46 2012 Quant Results File: temp.res

Method : C:\HPCHEM\1\METHODS\G120507T.M (RTE Integrator)
Title : SW-846 Method 8260
Last Update : Tue May 08 10:42:10 2012
Response via : Multiple Level Calibration

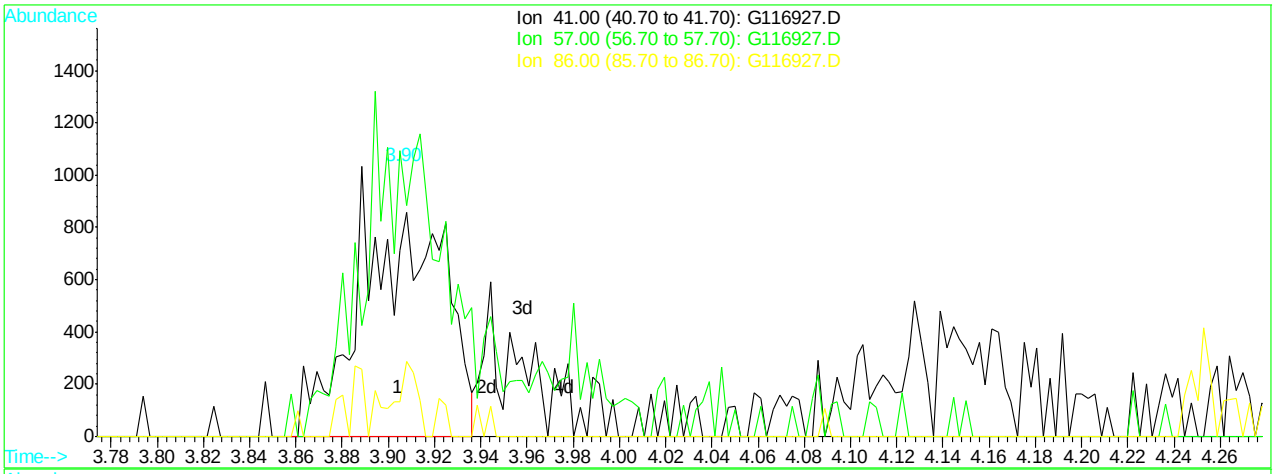

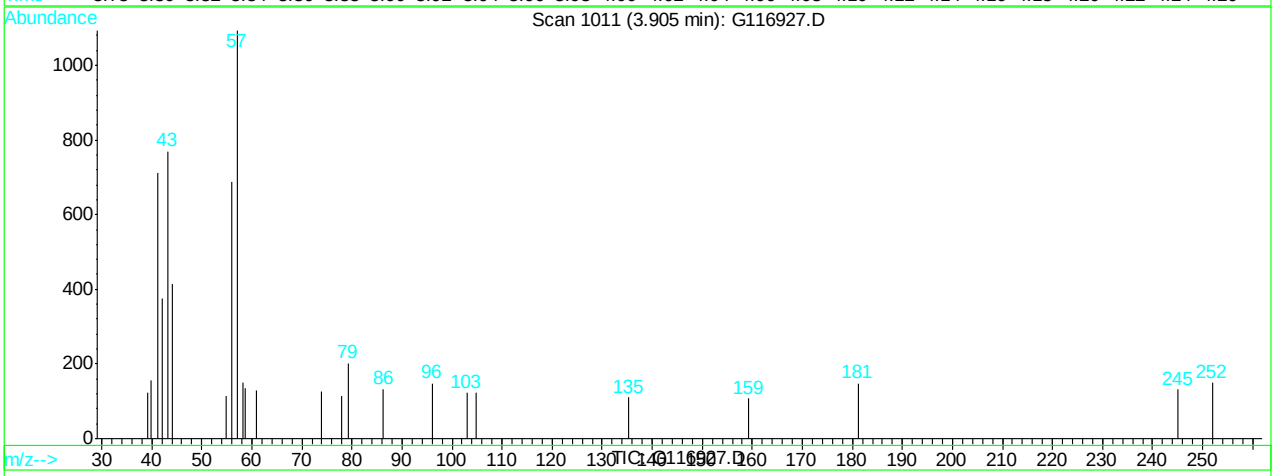

(32) Hexane (M)

3.90min 1.64ppb

response 2259

Ion	Exp%	Act%
41.00	100	100
57.00	145.60	130.66
86.00	17.10	18.71
0.00	0.00	0.00

G116927.D G120507T.M Tue May 08 10:46:16 2012

Quantitation Report (Qedit)

Data File : C:\HPCHEM\1\DATA\120507\G116927.D Vial: 4
Acq On : 7 May 2012 2:55 pm Operator: alit
Sample : ic4689-2.0 Inst : GCMS G
Misc : MS25756,MSG4689,,,,5,1 Multiplr: 1.00
MS Integration Params: RTEINT.P
Quant Time: May 8 10:46 2012 Quant Results File: temp.res

Method : C:\HPCHEM\1\METHODS\G120507T.M (RTE Integrator)
Title : SW-846 Method 8260
Last Update : Tue May 08 10:42:10 2012
Response via : Multiple Level Calibration

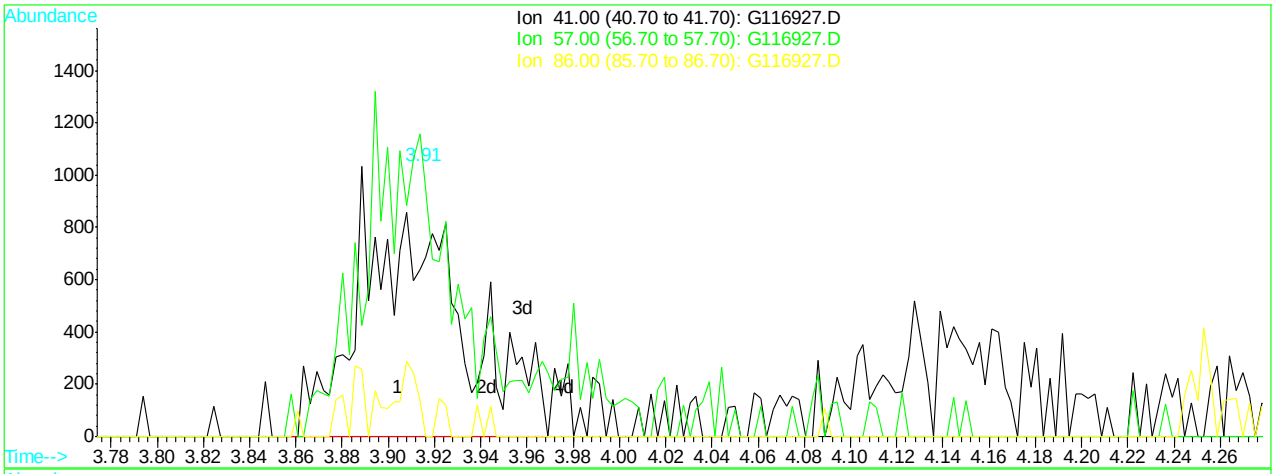

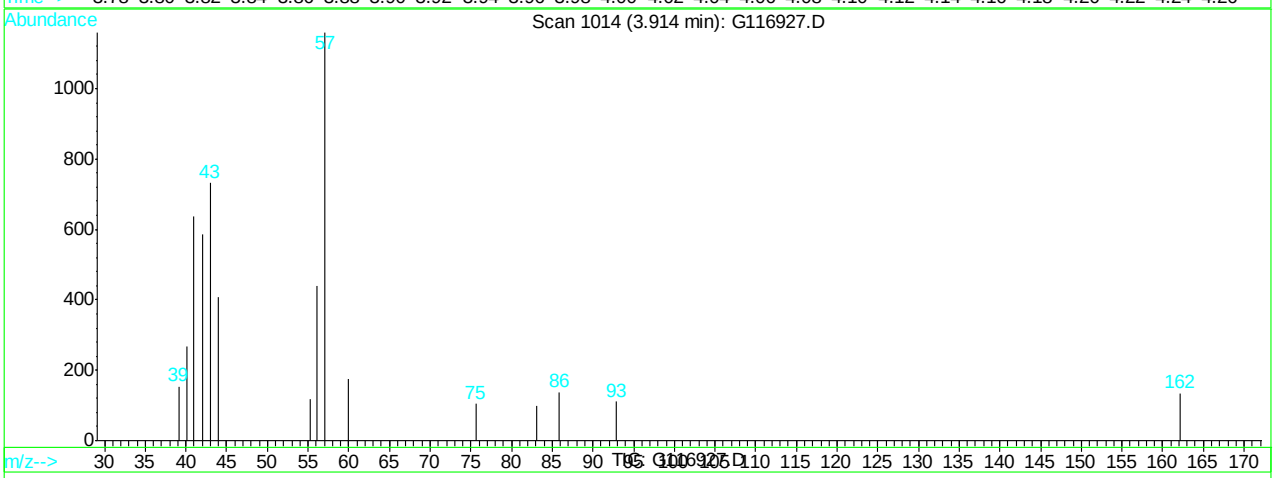

(32) Hexane (M)

3.91min 2.02ppb m

response 2776

Ion	Exp%	Act%
41.00	100	100
57.00	145.60	181.66#
86.00	17.10	21.47#
0.00	0.00	0.00

G116927.D G120507T.M Tue May 08 10:46:20 2012

Quantitation Report (Qedit)

Data File : C:\HPCHEM\1\DATA\120507\G116927.D Vial: 4
Acq On : 7 May 2012 2:55 pm Operator: alit
Sample : ic4689-2.0 Inst : GCMS G
Misc : MS25756,MSG4689,,,,5,1 Multiplr: 1.00
MS Integration Params: RTEINT.P
Quant Time: May 8 10:46 2012 Quant Results File: temp.res

Method : C:\HPCHEM\1\METHODS\G120507T.M (RTE Integrator)
Title : SW-846 Method 8260
Last Update : Tue May 08 10:42:10 2012
Response via : Multiple Level Calibration

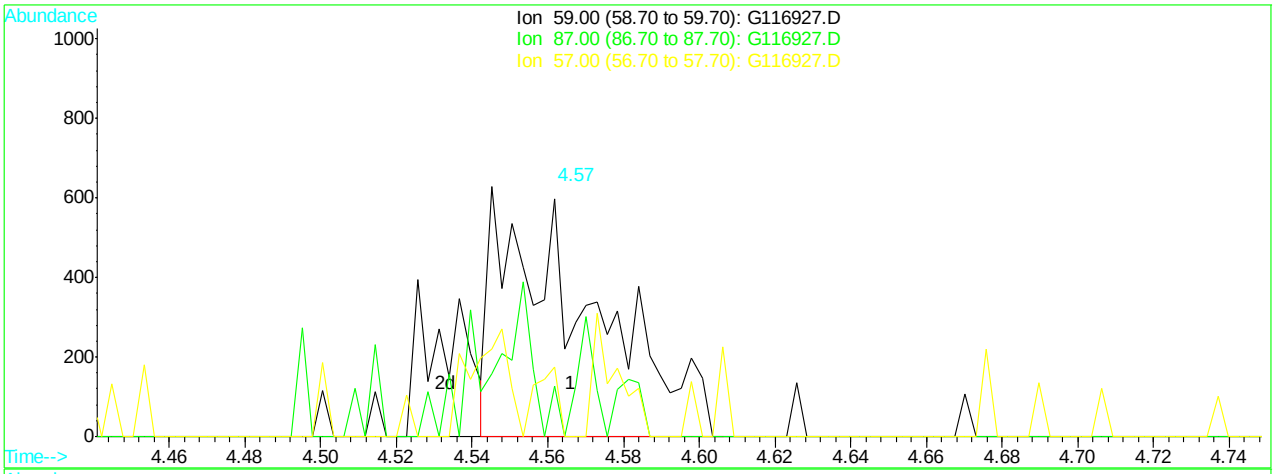

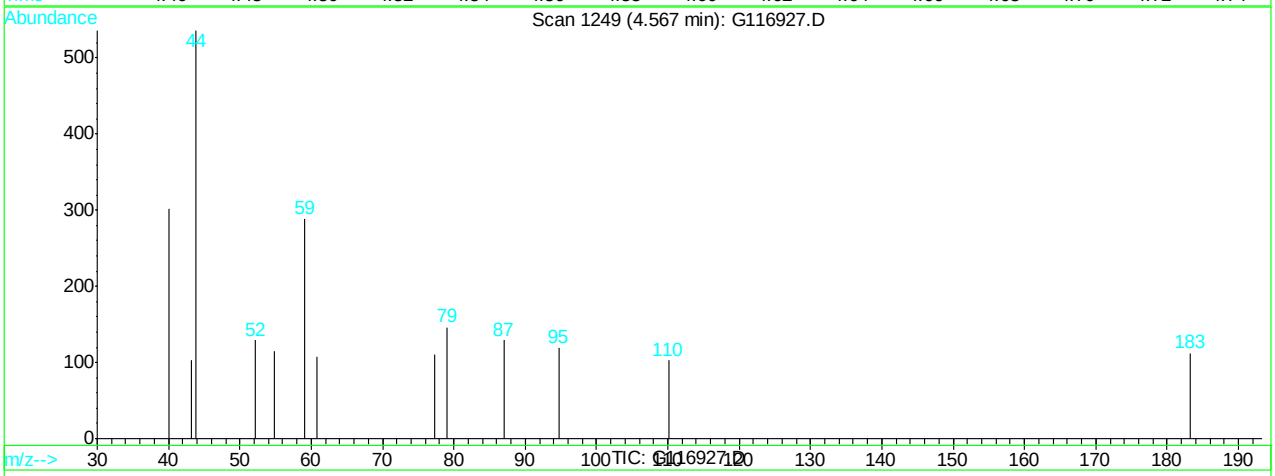

(34) tert-butyl ethyl ether (M)

4.57min 1.78ppb

response 1078

Ion	Exp%	Act%
59.00	100	100
87.00	38.10	44.79
57.00	37.60	0.00#
0.00	0.00	0.00

G116927.D G120507T.M Tue May 08 10:46:27 2012

Quantitation Report (Qedit)

Data File : C:\HPCHEM\1\DATA\120507\G116927.D Vial: 4
Acq On : 7 May 2012 2:55 pm Operator: alit
Sample : ic4689-2.0 Inst : GCMS G
Misc : MS25756,MSG4689,,,,5,1 Multiplr: 1.00
MS Integration Params: RTEINT.P
Quant Time: May 8 10:46 2012 Quant Results File: temp.res

Method : C:\HPCHEM\1\METHODS\G120507T.M (RTE Integrator)
Title : SW-846 Method 8260
Last Update : Tue May 08 10:42:10 2012
Response via : Multiple Level Calibration

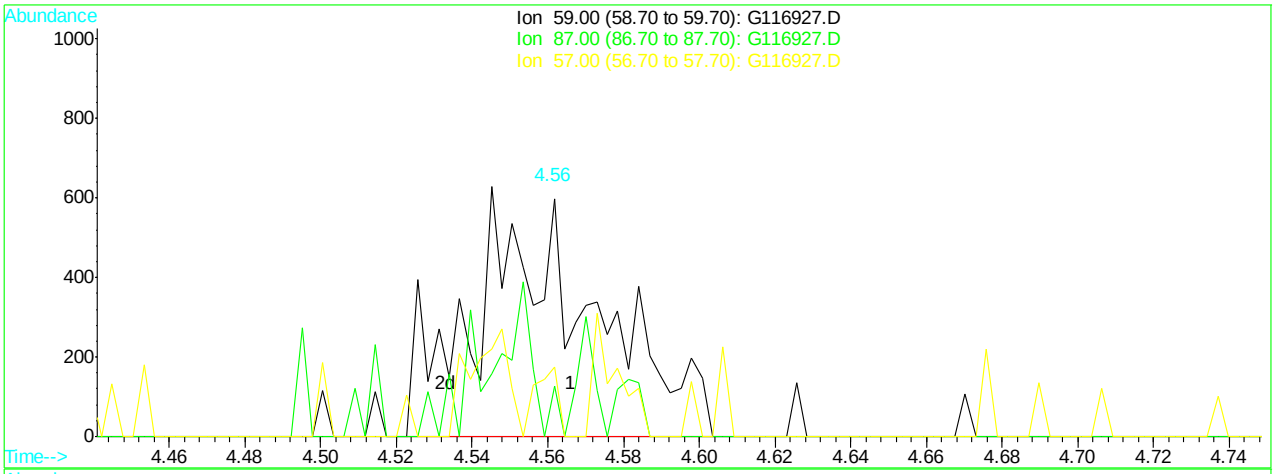

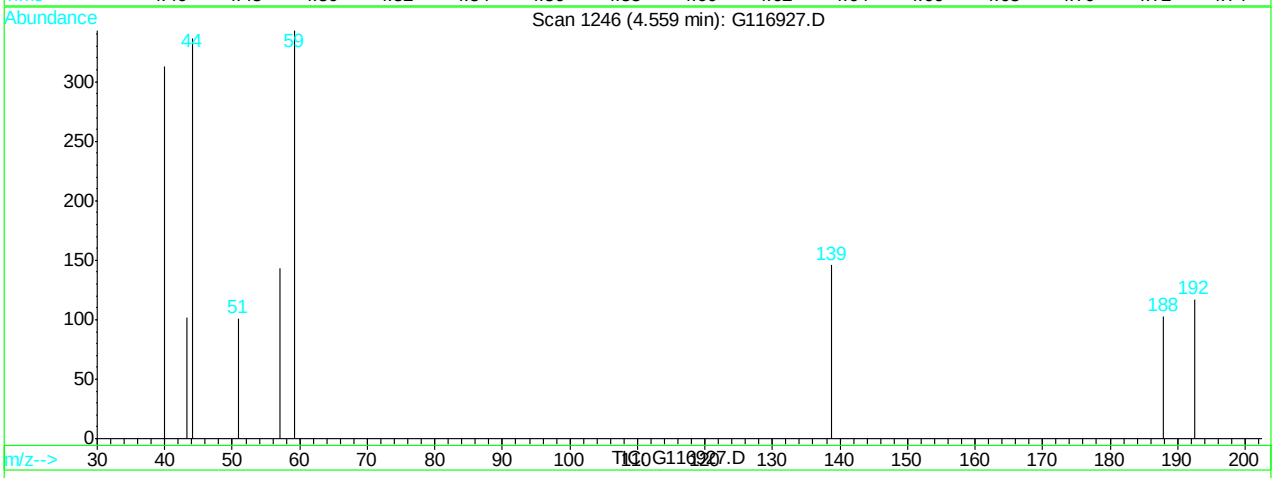

(34) tert-butyl ethyl ether (M)

4.56min 2.24ppb m

response 1353

Ion	Exp%	Act%
59.00	100	100
87.00	38.10	0.00#
57.00	37.60	41.69
0.00	0.00	0.00

G116927.D G120507T.M Tue May 08 10:46:32 2012

Quantitation Report (Qedit)

Data File : C:\HPCHEM\1\DATA\120507\G116927.D Vial: 4
Acq On : 7 May 2012 2:55 pm Operator: alit
Sample : ic4689-2.0 Inst : GCMS G
Misc : MS25756,MSG4689,,,,5,1 Multiplr: 1.00
MS Integration Params: RTEINT.P
Quant Time: May 8 10:46 2012 Quant Results File: temp.res

Method : C:\HPCHEM\1\METHODS\G120507T.M (RTE Integrator)
Title : SW-846 Method 8260
Last Update : Tue May 08 10:42:10 2012
Response via : Multiple Level Calibration

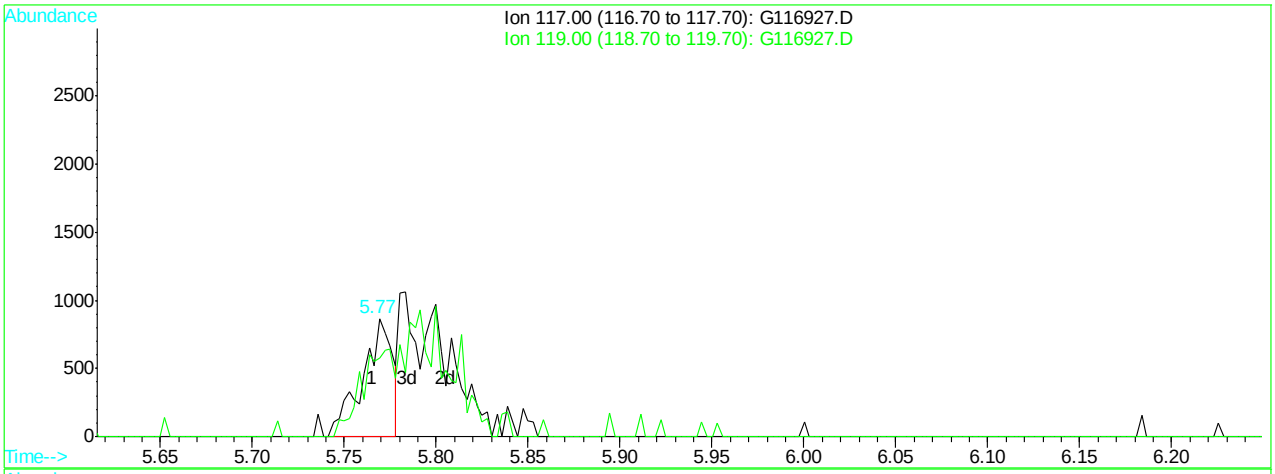

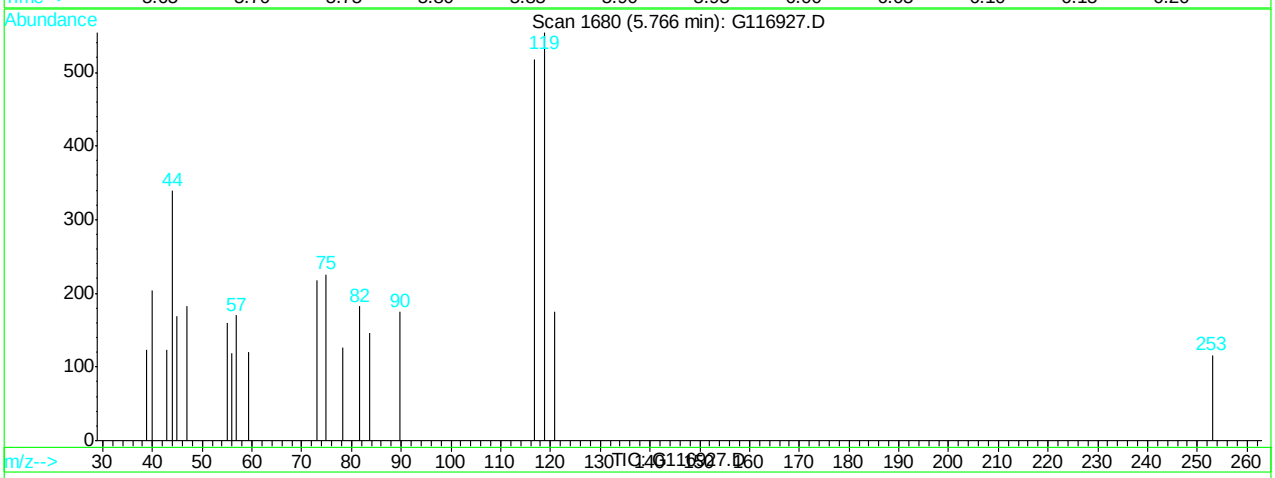

(45) carbon tetrachloride (M)

5.77min 0.60ppb

response 965

Ion	Exp%	Act%
117.00	100	100
119.00	89.70	107.16
0.00	0.00	0.00
0.00	0.00	0.00

G116927.D G120507T.M Tue May 08 10:46:45 2012

Quantitation Report (Qedit)

Data File : C:\HPCHEM\1\DATA\120507\G116927.D Vial: 4
Acq On : 7 May 2012 2:55 pm Operator: alit
Sample : ic4689-2.0 Inst : GCMS G
Misc : MS25756,MSG4689,,,,5,1 Multiplr: 1.00
MS Integration Params: RTEINT.P
Quant Time: May 8 10:46 2012 Quant Results File: temp.res

Method : C:\HPCHEM\1\METHODS\G120507T.M (RTE Integrator)
Title : SW-846 Method 8260
Last Update : Tue May 08 10:42:10 2012
Response via : Multiple Level Calibration

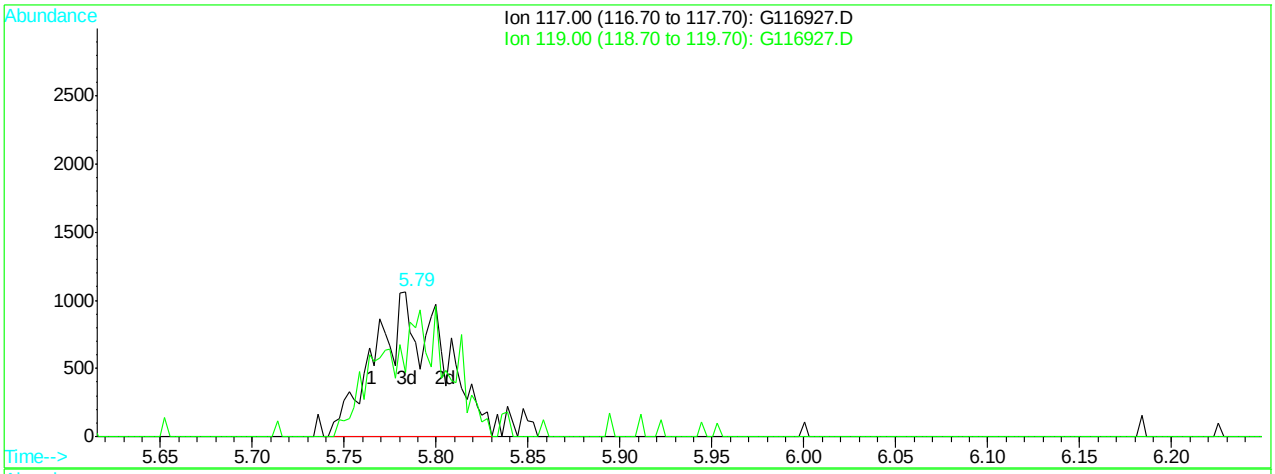

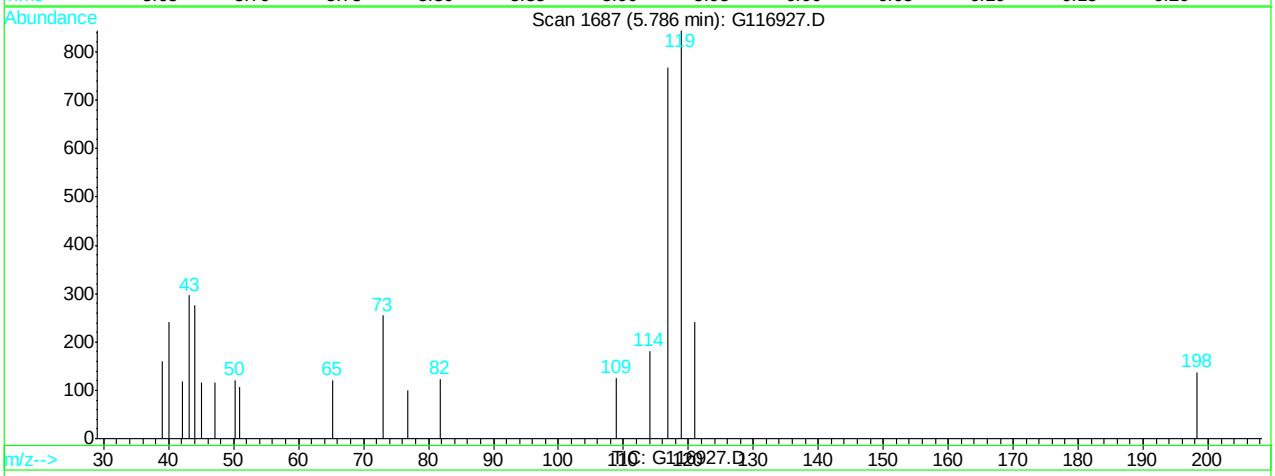

(45) carbon tetrachloride (M)

5.79min 1.68ppb m

response 2715

Ion	Exp%	Act%
117.00	100	100
119.00	89.70	110.04
0.00	0.00	0.00
0.00	0.00	0.00

G116927.D G120507T.M Tue May 08 10:46:50 2012

Quantitation Report (Qedit)

Data File : C:\HPCHEM\1\DATA\120507\G116927.D Vial: 4
Acq On : 7 May 2012 2:55 pm Operator: alit
Sample : ic4689-2.0 Inst : GCMS G
Misc : MS25756,MSG4689,,,,5,1 Multiplr: 1.00
MS Integration Params: RTEINT.P
Quant Time: May 8 10:46 2012 Quant Results File: temp.res

Method : C:\HPCHEM\1\METHODS\G120507T.M (RTE Integrator)
Title : SW-846 Method 8260
Last Update : Tue May 08 10:42:10 2012
Response via : Multiple Level Calibration

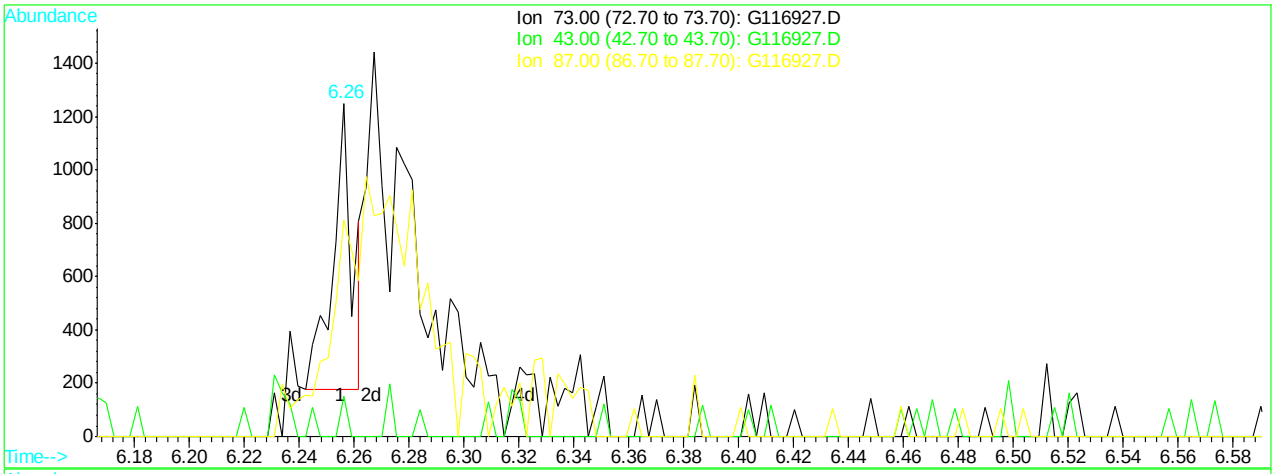

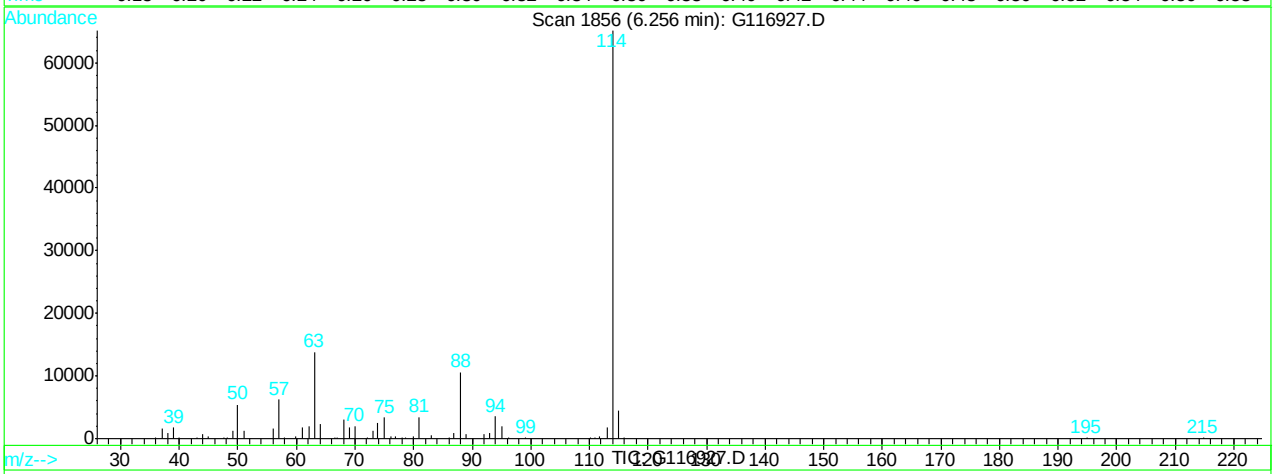

(49) tert-amyl methyl ether (M)

6.26min 2.54ppb

response 534

Ion	Exp%	Act%
73.00	100	100
43.00	5.90	14.26
87.00	88.90	61.14
0.00	0.00	0.00

G116927.D G120507T.M Tue May 08 10:46:57 2012

Quantitation Report (Qedit)

Data File : C:\HPCHEM\1\DATA\120507\G116927.D Vial: 4
Acq On : 7 May 2012 2:55 pm Operator: alit
Sample : ic4689-2.0 Inst : GCMS G
Misc : MS25756,MSG4689,,,,5,1 Multiplr: 1.00
MS Integration Params: RTEINT.P
Quant Time: May 8 10:47 2012 Quant Results File: temp.res

Method : C:\HPCHEM\1\METHODS\G120507T.M (RTE Integrator)
Title : SW-846 Method 8260
Last Update : Tue May 08 10:42:10 2012
Response via : Multiple Level Calibration

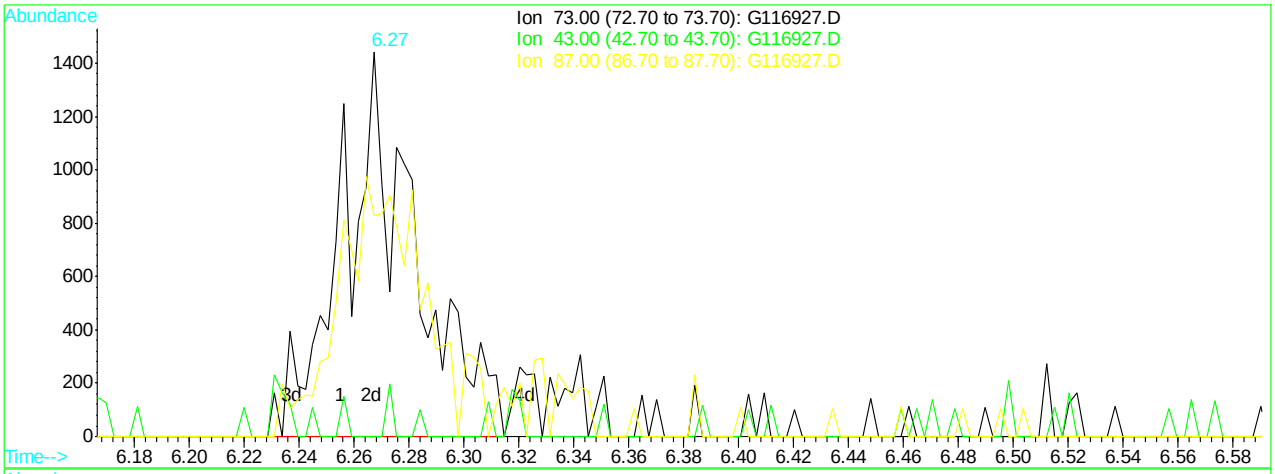

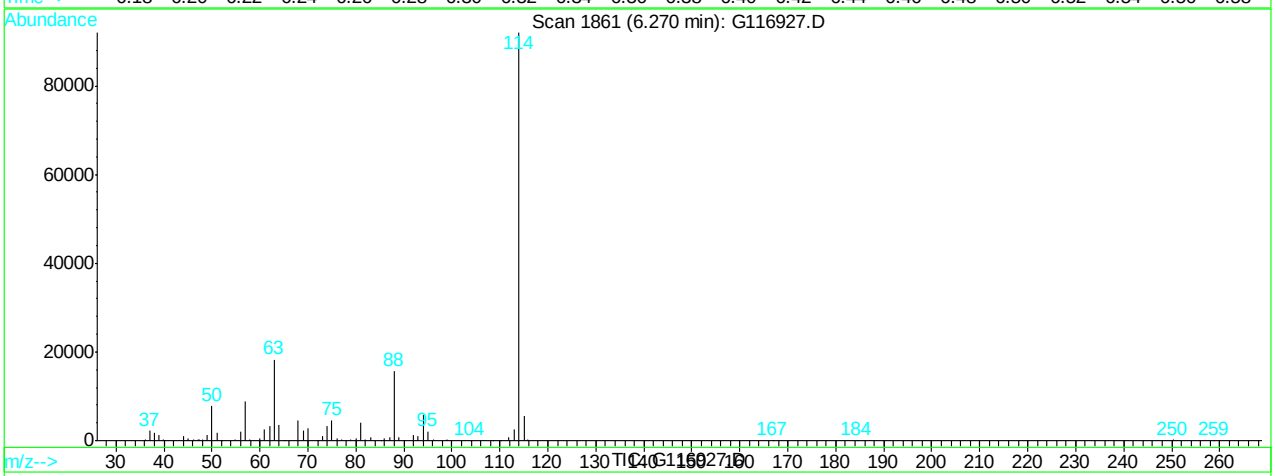

(49) tert-amyl methyl ether (M)

6.27min 12.76ppb m

response 2679

Ion	Exp%	Act%
73.00	100	100
43.00	5.90	0.00
87.00	88.90	88.94
0.00	0.00	0.00

G116927.D G120507T.M Tue May 08 10:47:04 2012

Quantitation Report (Qedit)

Data File : C:\HPCHEM\1\DATA\120507\G116927.D Vial: 4
Acq On : 7 May 2012 2:55 pm Operator: alit
Sample : ic4689-2.0 Inst : GCMS G
Misc : MS25756,MSG4689,,,,5,1 Multiplr: 1.00
MS Integration Params: RTEINT.P
Quant Time: May 8 10:47 2012 Quant Results File: temp.res

Method : C:\HPCHEM\1\METHODS\G120507T.M (RTE Integrator)
Title : SW-846 Method 8260
Last Update : Tue May 08 10:42:10 2012
Response via : Multiple Level Calibration

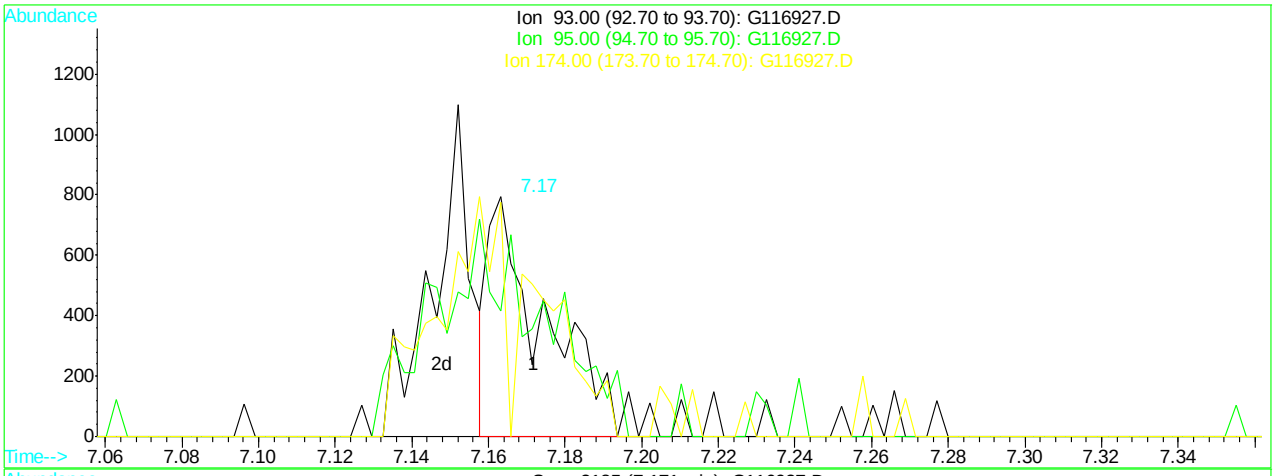

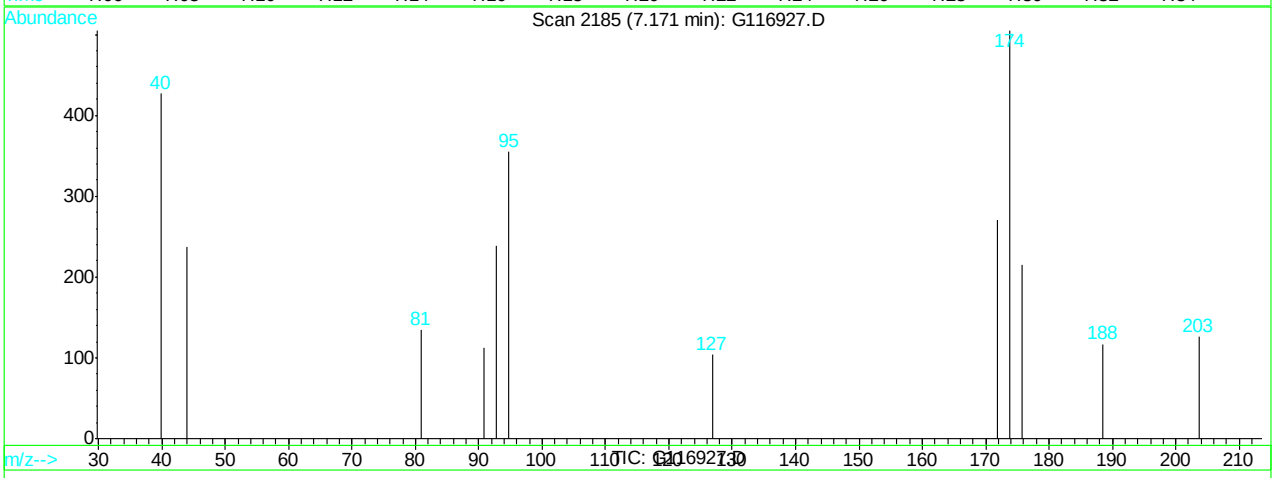

(53) dibromomethane (M)

7.17min 0.90ppb

response 858

Ion	Exp%	Act%
93.00	100	100
95.00	70.30	148.54#
174.00	87.20	165.69#
0.00	0.00	0.00

G116927.D G120507T.M Tue May 08 10:47:19 2012

Quantitation Report (Qedit)

Data File : C:\HPCHEM\1\DATA\120507\G116927.D Vial: 4
Acq On : 7 May 2012 2:55 pm Operator: alit
Sample : ic4689-2.0 Inst : GCMS G
Misc : MS25756,MSG4689,,,,5,1 Multiplr: 1.00
MS Integration Params: RTEINT.P
Quant Time: May 8 10:47 2012 Quant Results File: temp.res

Method : C:\HPCHEM\1\METHODS\G120507T.M (RTE Integrator)
Title : SW-846 Method 8260
Last Update : Tue May 08 10:42:10 2012
Response via : Multiple Level Calibration

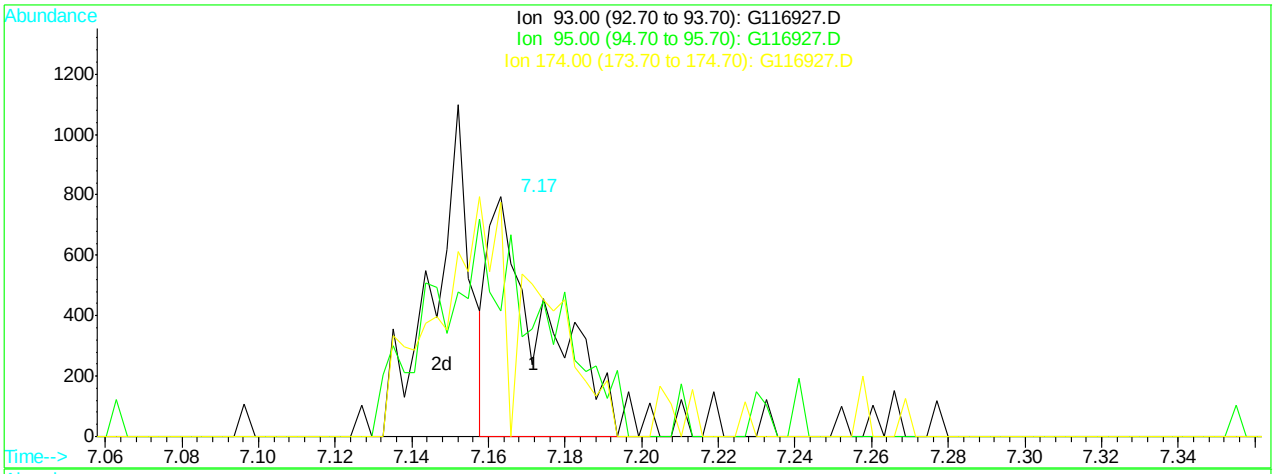

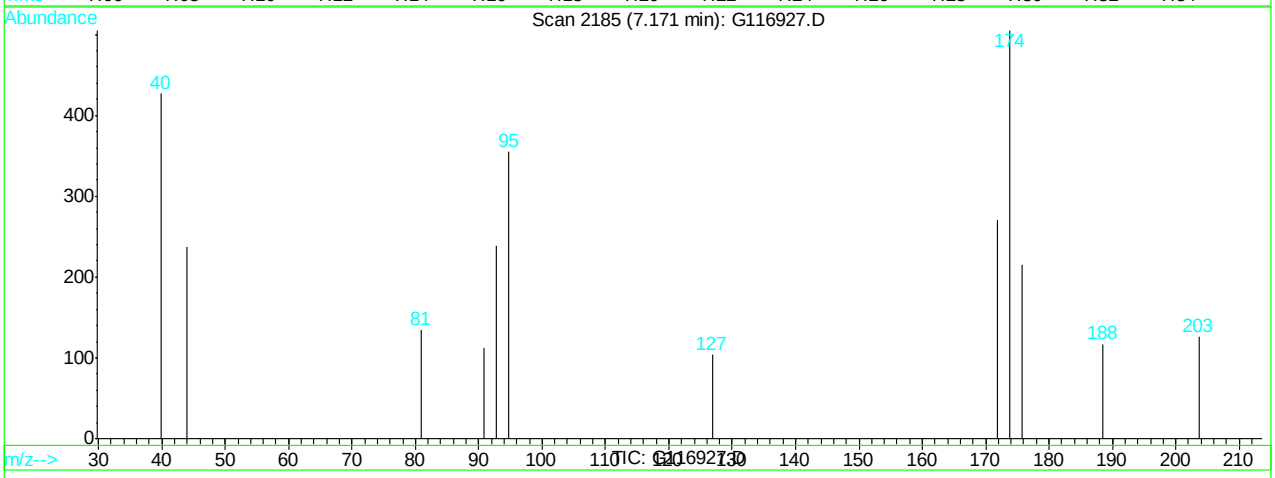

(53) dibromomethane (M)

7.17min 0.90ppb

response 858

Ion	Exp%	Act%
93.00	100	100
95.00	70.30	148.54#
174.00	87.20	165.69#
0.00	0.00	0.00

G116927.D G120507T.M Tue May 08 10:55:38 2012

Quantitation Report (Qedit)

Data File : C:\HPCHEM\1\DATA\120507\G116927.D Vial: 4
Acq On : 7 May 2012 2:55 pm Operator: alit
Sample : ic4689-2.0 Inst : GCMS G
Misc : MS25756,MSG4689,,,,5,1 Multiplr: 1.00
MS Integration Params: RTEINT.P
Quant Time: May 8 10:55 2012 Quant Results File: temp.res

Method : C:\HPCHEM\1\METHODS\G120507T.M (RTE Integrator)
Title : SW-846 Method 8260
Last Update : Tue May 08 10:42:10 2012
Response via : Multiple Level Calibration

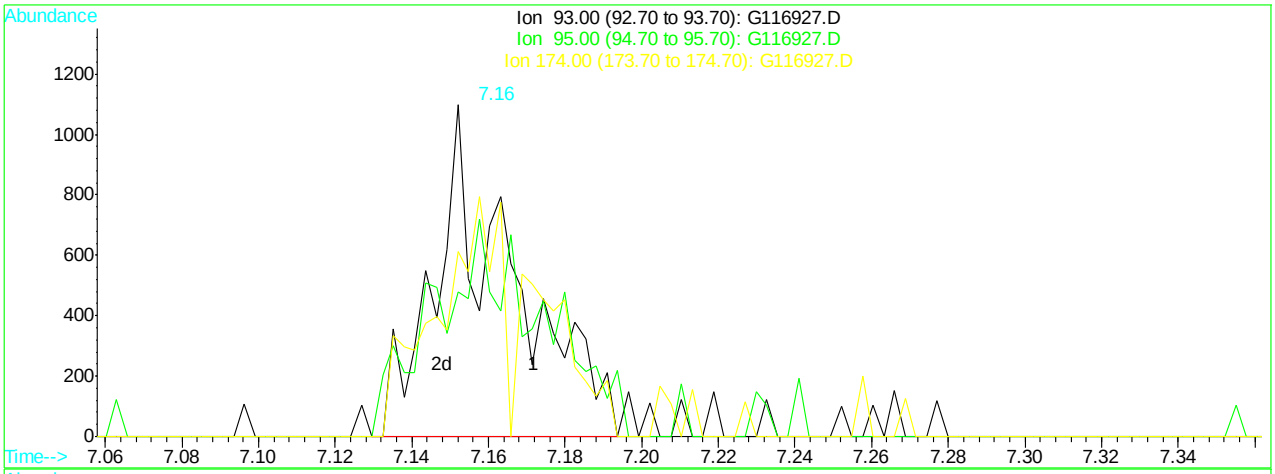

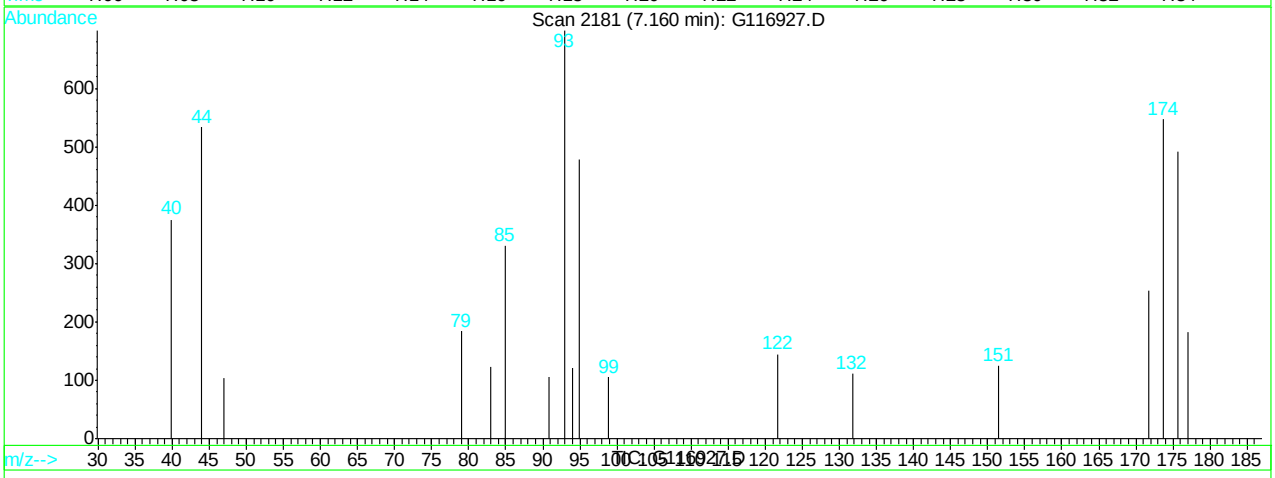

(53) dibromomethane (M)

7.16min 1.62ppb m

response 1546

Ion	Exp%	Act%
93.00	100	100
95.00	70.30	68.53
174.00	87.20	78.25
0.00	0.00	0.00

G116927.D G120507T.M Tue May 08 10:55:44 2012

Quantitation Report (Qedit)

Data File : C:\HPCHEM\1\DATA\120507\G116927.D Vial: 4
Acq On : 7 May 2012 2:55 pm Operator: alit
Sample : ic4689-2.0 Inst : GCMS G
Misc : MS25756,MSG4689,,,,5,1 Multiplr: 1.00
MS Integration Params: RTEINT.P
Quant Time: May 8 10:55 2012 Quant Results File: temp.res

Method : C:\HPCHEM\1\METHODS\G120507T.M (RTE Integrator)
Title : SW-846 Method 8260
Last Update : Tue May 08 10:42:10 2012
Response via : Multiple Level Calibration

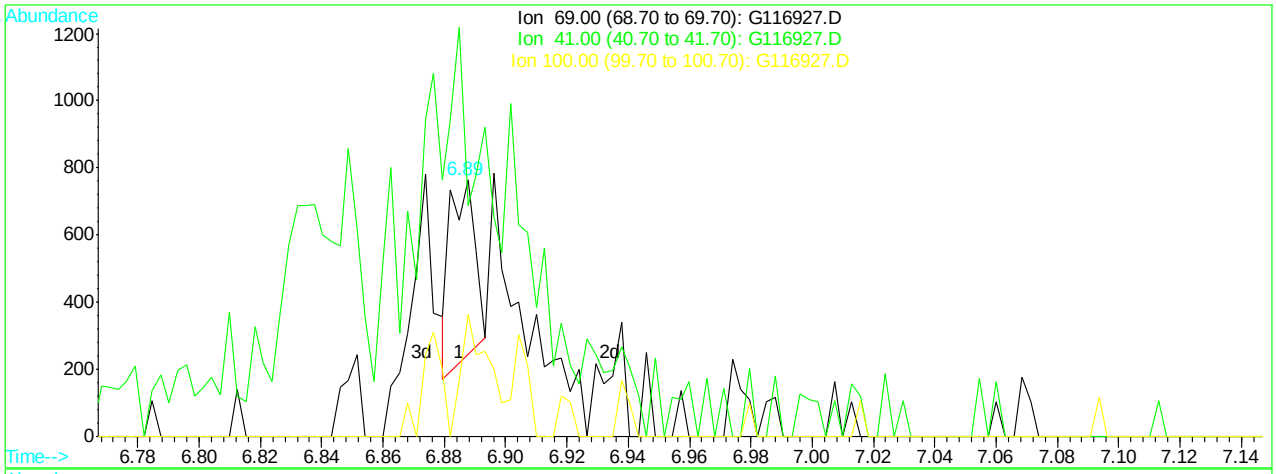

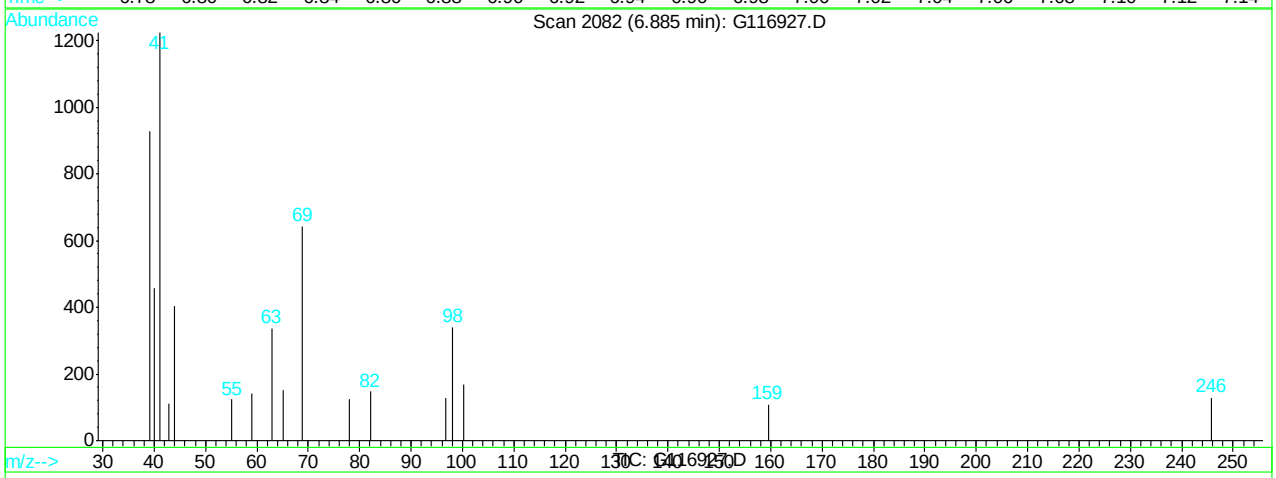

(57) methyl methacrylate (M)

6.89min 0.30ppb

response 305

Ion	Exp%	Act%
69.00	100	100
41.00	152.70	131.71
100.00	34.10	0.00#
0.00	0.00	0.00

G116927.D G120507T.M Tue May 08 10:55:53 2012

Quantitation Report (Qedit)

Data File : C:\HPCHEM\1\DATA\120507\G116927.D Vial: 4
Acq On : 7 May 2012 2:55 pm Operator: alit
Sample : ic4689-2.0 Inst : GCMS G
Misc : MS25756,MSG4689,,,,5,1 Multiplr: 1.00
MS Integration Params: RTEINT.P
Quant Time: May 8 10:55 2012 Quant Results File: temp.res

Method : C:\HPCHEM\1\METHODS\G120507T.M (RTE Integrator)
Title : SW-846 Method 8260
Last Update : Tue May 08 10:42:10 2012
Response via : Multiple Level Calibration

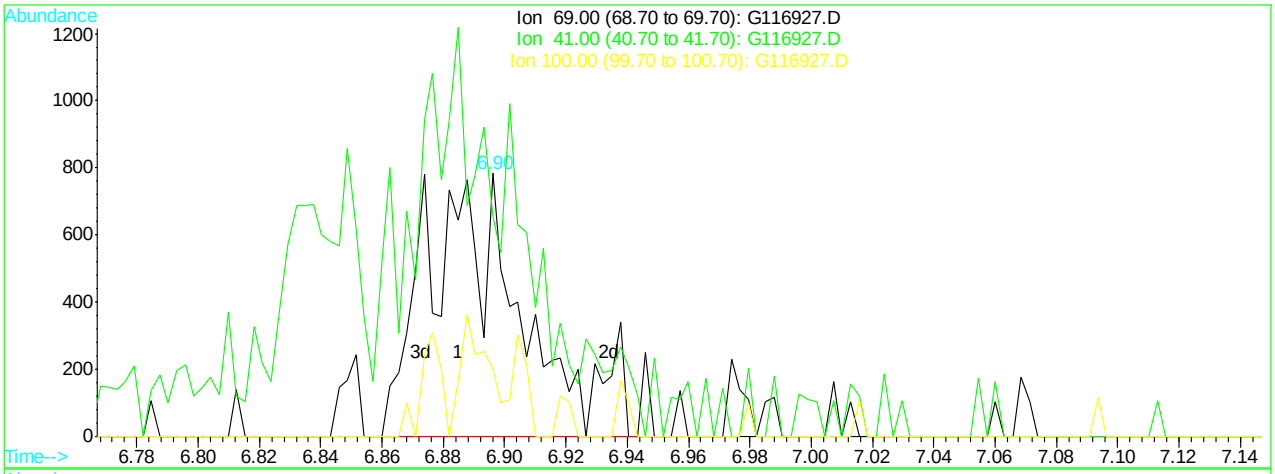

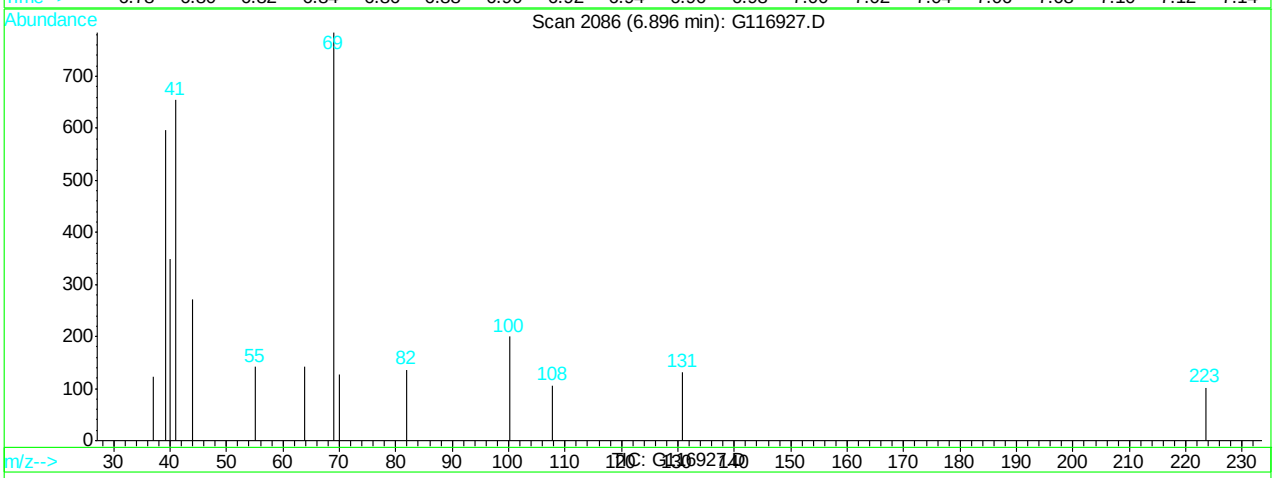

(57) methyl methacrylate (M)

6.90min 1.70ppb m

response 1744

Ion	Exp%	Act%
69.00	100	100
41.00	152.70	83.42#
100.00	34.10	25.51
0.00	0.00	0.00

G116927.D G120507T.M Tue May 08 10:56:00 2012

Quantitation Report (Qedit)

Data File : C:\HPCHEM\1\DATA\120507\G116927.D Vial: 4
Acq On : 7 May 2012 2:55 pm Operator: alit
Sample : ic4689-2.0 Inst : GCMS G
Misc : MS25756,MSG4689,,,,5,1 Multiplr: 1.00
MS Integration Params: RTEINT.P
Quant Time: May 8 10:55 2012 Quant Results File: temp.res

Method : C:\HPCHEM\1\METHODS\G120507T.M (RTE Integrator)
Title : SW-846 Method 8260
Last Update : Tue May 08 10:42:10 2012
Response via : Multiple Level Calibration

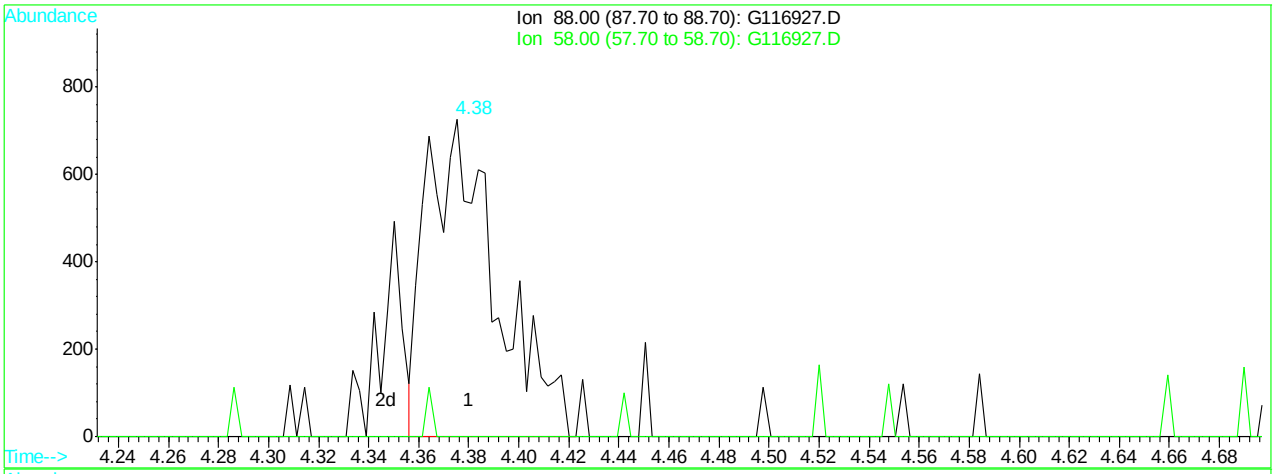

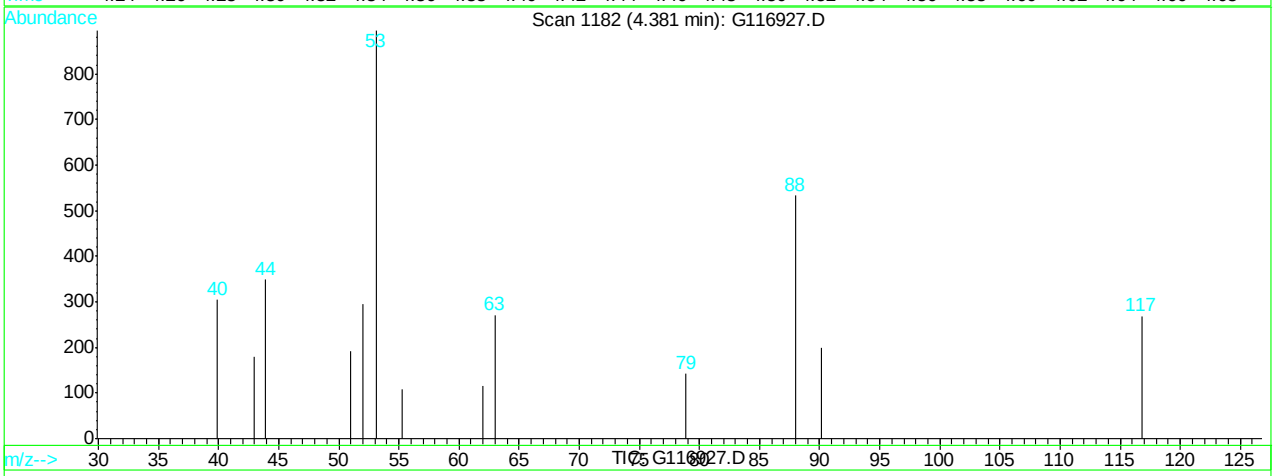

(58) 1,4-dioxane (M)

4.38min 6.90ppb

response 1407

Ion	Exp%	Act%
88.00	100	100
58.00	0.00	0.00
0.00	0.00	0.00
0.00	0.00	0.00

G116927.D G120507T.M Tue May 08 10:56:05 2012

Quantitation Report (Qedit)

Data File : C:\HPCHEM\1\DATA\120507\G116927.D Vial: 4
Acq On : 7 May 2012 2:55 pm Operator: alit
Sample : ic4689-2.0 Inst : GCMS G
Misc : MS25756,MSG4689,,,,5,1 Multiplr: 1.00
MS Integration Params: RTEINT.P
Quant Time: May 8 10:56 2012 Quant Results File: temp.res

Method : C:\HPCHEM\1\METHODS\G120507T.M (RTE Integrator)
Title : SW-846 Method 8260
Last Update : Tue May 08 10:42:10 2012
Response via : Multiple Level Calibration

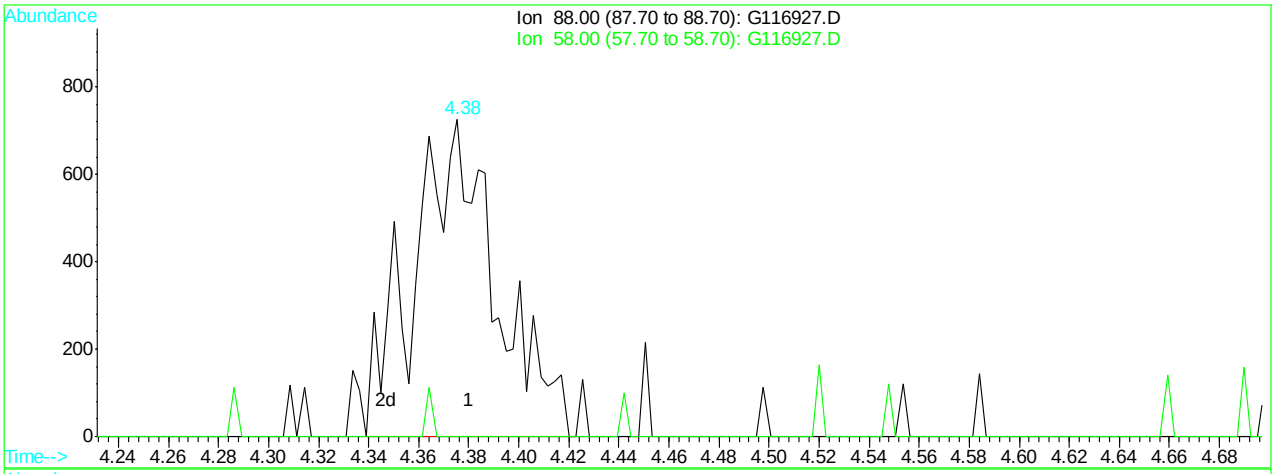

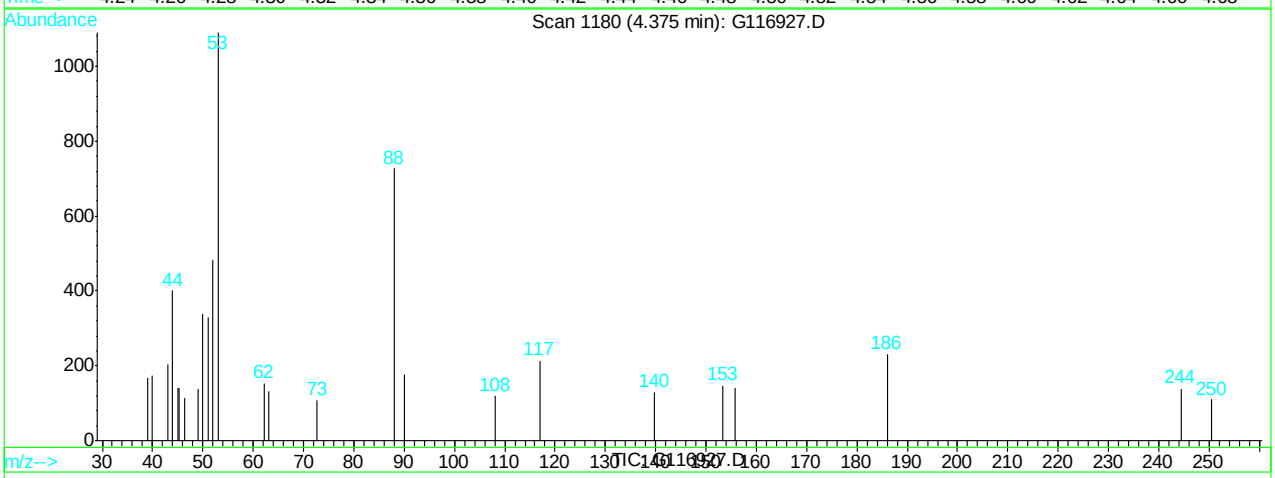

(58) 1,4-dioxane (M)

4.38min 8.16ppb m

response 1663

Ion	Exp%	Act%
88.00	100	100
58.00	0.00	0.00
0.00	0.00	0.00
0.00	0.00	0.00

G116927.D G120507T.M Tue May 08 10:56:10 2012

Quantitation Report (Qedit)

Data File : C:\HPCHEM\1\DATA\120507\G116927.D Vial: 4
Acq On : 7 May 2012 2:55 pm Operator: alit
Sample : ic4689-2.0 Inst : GCMS G
Misc : MS25756,MSG4689,,,,5,1 Multiplr: 1.00
MS Integration Params: RTEINT.P
Quant Time: May 8 10:56 2012 Quant Results File: temp.res

Method : C:\HPCHEM\1\METHODS\G120507T.M (RTE Integrator)
Title : SW-846 Method 8260
Last Update : Tue May 08 10:42:10 2012
Response via : Multiple Level Calibration

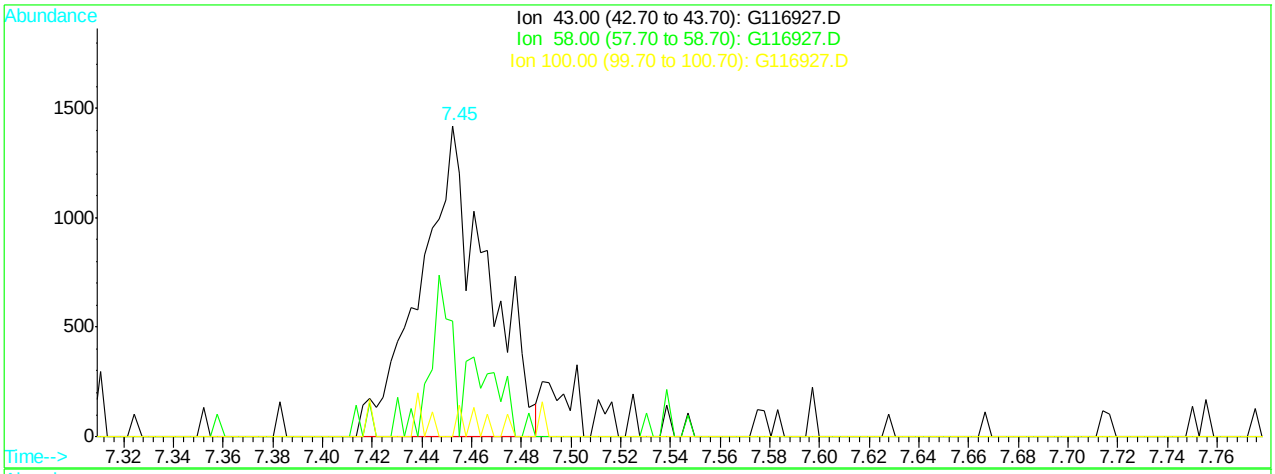

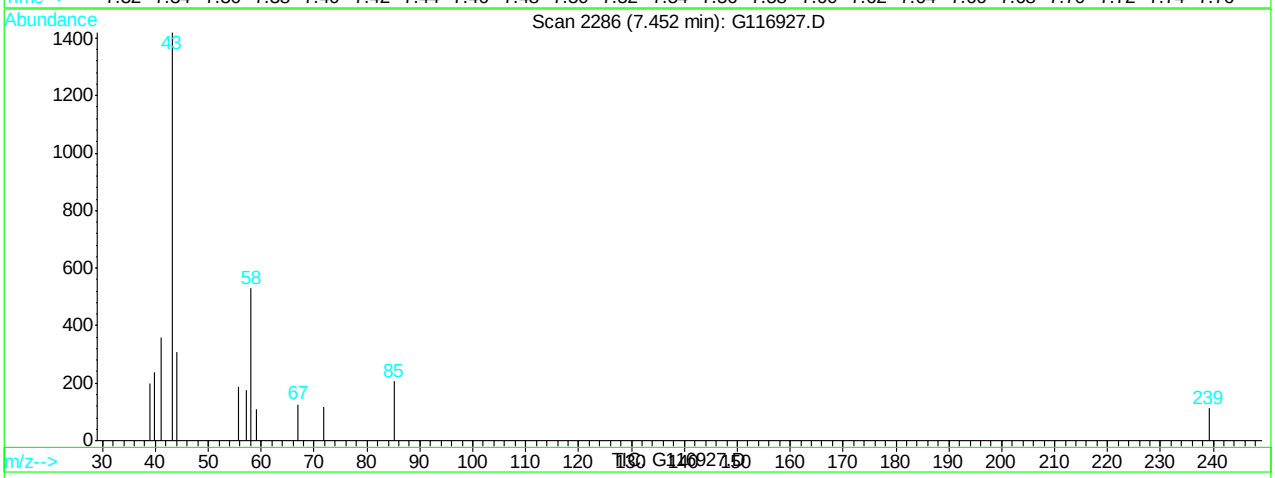

(61) 4-methyl-2-pentanone (M)

7.45min 1.90ppb

response 2643

Ion	Exp%	Act%
43.00	100	100
58.00	38.00	14.83
100.00	9.10	0.00
0.00	0.00	0.00

G116927.D G120507T.M Tue May 08 10:56:16 2012

Quantitation Report (Qedit)

Data File : C:\HPCHEM\1\DATA\120507\G116927.D Vial: 4
Acq On : 7 May 2012 2:55 pm Operator: alit
Sample : ic4689-2.0 Inst : GCMS G
Misc : MS25756,MSG4689,,,,5,1 Multiplr: 1.00
MS Integration Params: RTEINT.P
Quant Time: May 8 10:56 2012 Quant Results File: temp.res

Method : C:\HPCHEM\1\METHODS\G120507T.M (RTE Integrator)
Title : SW-846 Method 8260
Last Update : Tue May 08 10:42:10 2012
Response via : Multiple Level Calibration

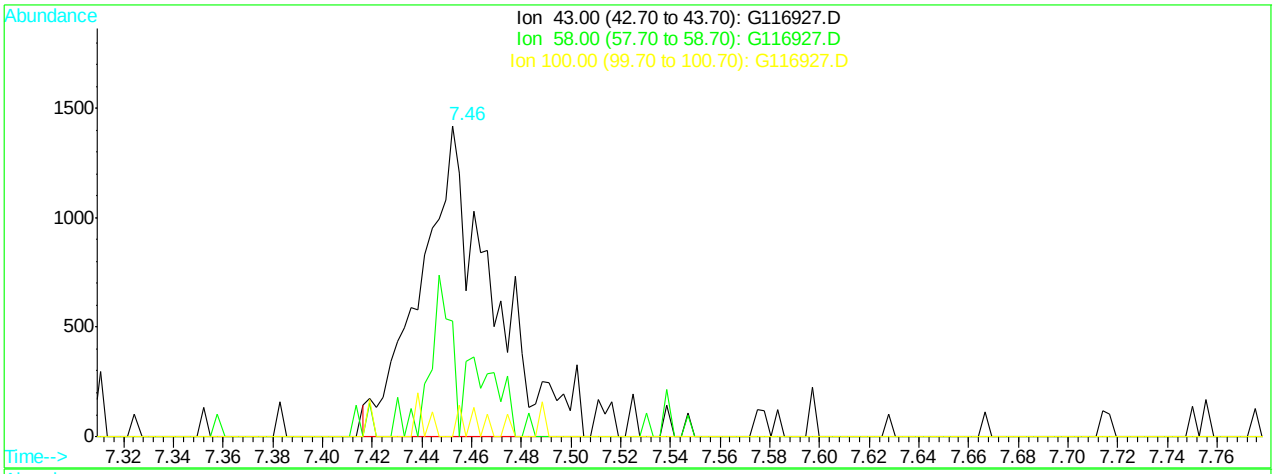

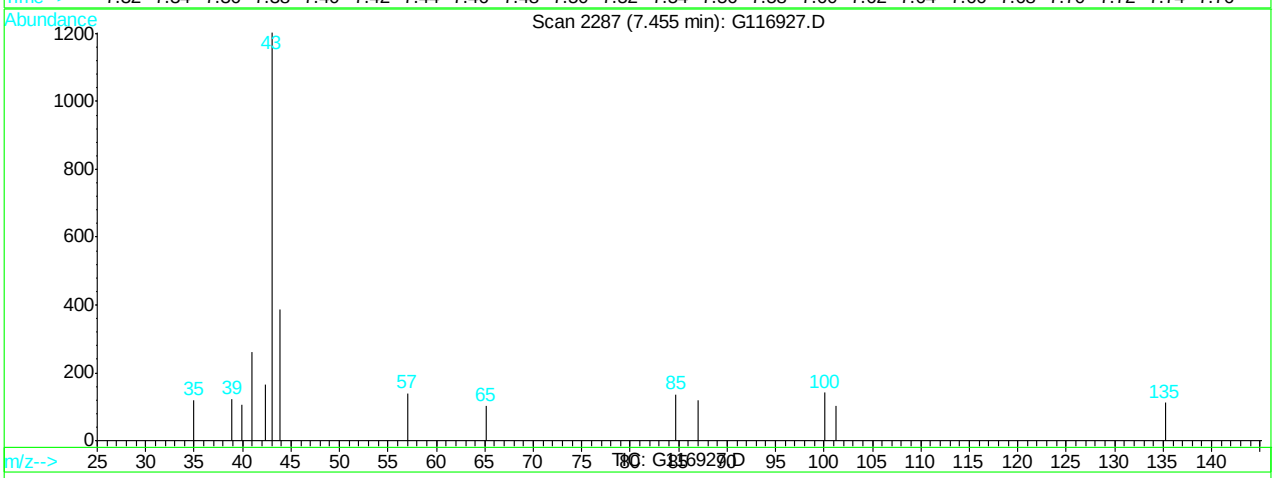

(61) 4-methyl-2-pentanone (M)

7.46min 2.03ppb m

response 2837

Ion	Exp%	Act%
43.00	100	100
58.00	38.00	13.82
100.00	9.10	0.00
0.00	0.00	0.00

G116927.D G120507T.M Tue May 08 10:56:20 2012

Quantitation Report (Qedit)

Data File : C:\HPCHEM\1\DATA\120507\G116927.D Vial: 4
Acq On : 7 May 2012 2:55 pm Operator: alit
Sample : ic4689-2.0 Inst : GCMS G
Misc : MS25756,MSG4689,,,,5,1 Multiplr: 1.00
MS Integration Params: RTEINT.P
Quant Time: May 8 10:56 2012 Quant Results File: temp.res

Method : C:\HPCHEM\1\METHODS\G120507T.M (RTE Integrator)
Title : SW-846 Method 8260
Last Update : Tue May 08 10:42:10 2012
Response via : Multiple Level Calibration

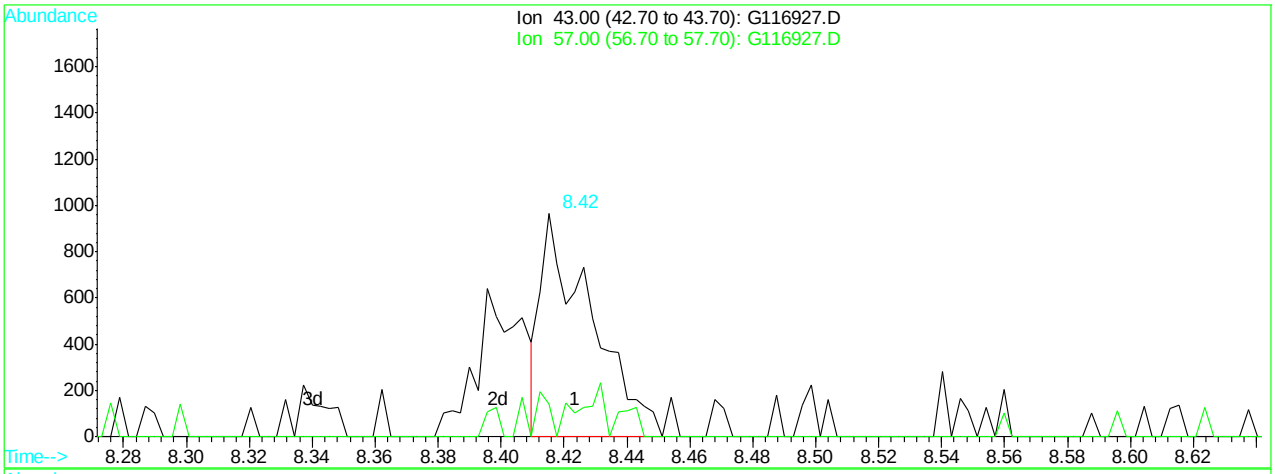

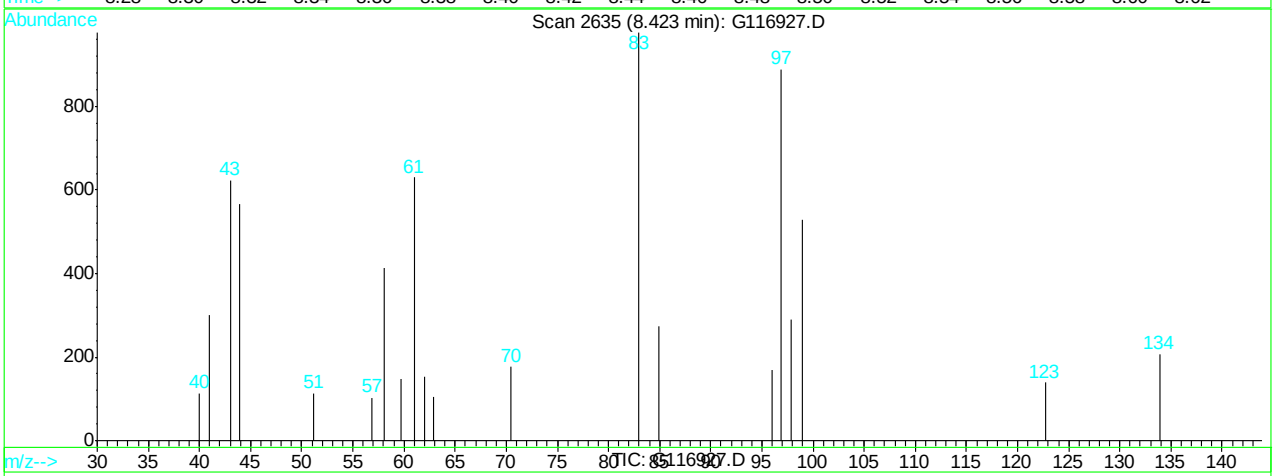

(71) 2-hexanone (M)

8.42min 1.15ppb

response 1077

Ion	Exp%	Act%
43.00	100	100
57.00	17.50	11.42
0.00	0.00	0.00
0.00	0.00	0.00

G116927.D G120507T.M Tue May 08 10:56:31 2012

Quantitation Report (Qedit)

Data File : C:\HPCHEM\1\DATA\120507\G116927.D Vial: 4
Acq On : 7 May 2012 2:55 pm Operator: alit
Sample : ic4689-2.0 Inst : GCMS G
Misc : MS25756,MSG4689,,,,5,1 Multiplr: 1.00
MS Integration Params: RTEINT.P
Quant Time: May 8 10:56 2012 Quant Results File: temp.res

Method : C:\HPCHEM\1\METHODS\G120507T.M (RTE Integrator)
Title : SW-846 Method 8260
Last Update : Tue May 08 10:42:10 2012
Response via : Multiple Level Calibration

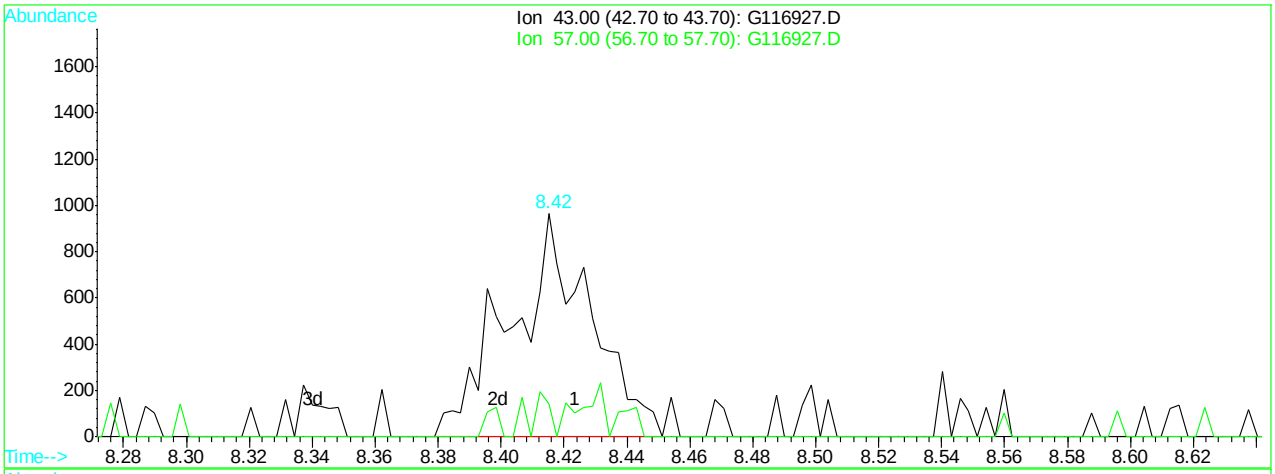

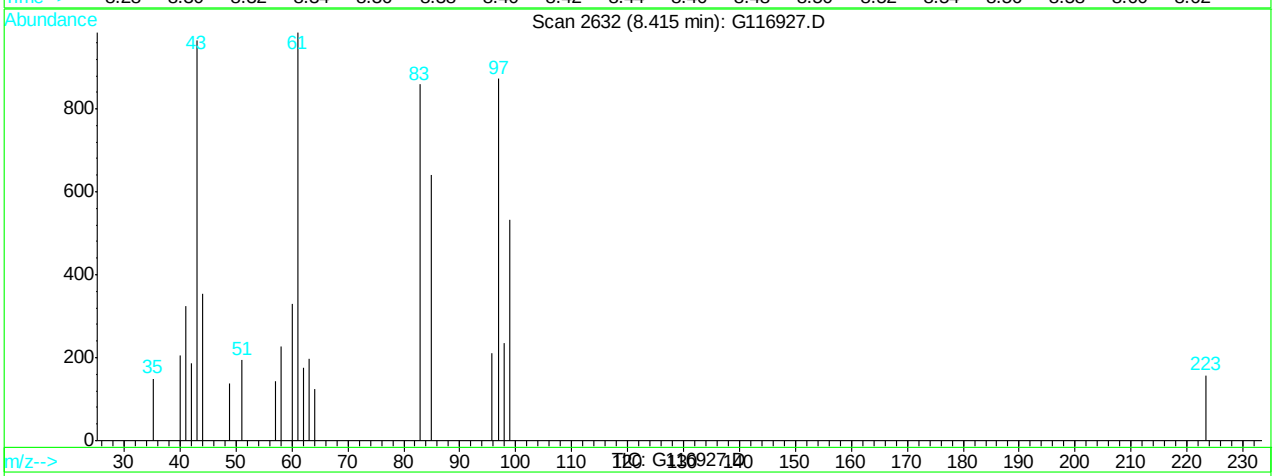

(71) 2-hexanone (M)

8.42min 1.84ppb m

response 1716

Ion	Exp%	Act%
43.00	100	100
57.00	17.50	7.17
0.00	0.00	0.00
0.00	0.00	0.00

G116927.D G120507T.M Tue May 08 10:56:35 2012

Quantitation Report (Qedit)

Data File : C:\HPCHEM\1\DATA\120507\G116927.D Vial: 4
Acq On : 7 May 2012 2:55 pm Operator: alit
Sample : ic4689-2.0 Inst : GCMS G
Misc : MS25756,MSG4689,,,,5,1 Multiplr: 1.00
MS Integration Params: RTEINT.P
Quant Time: May 8 10:56 2012 Quant Results File: temp.res

Method : C:\HPCHEM\1\METHODS\G120507T.M (RTE Integrator)
Title : SW-846 Method 8260
Last Update : Tue May 08 10:42:10 2012
Response via : Multiple Level Calibration

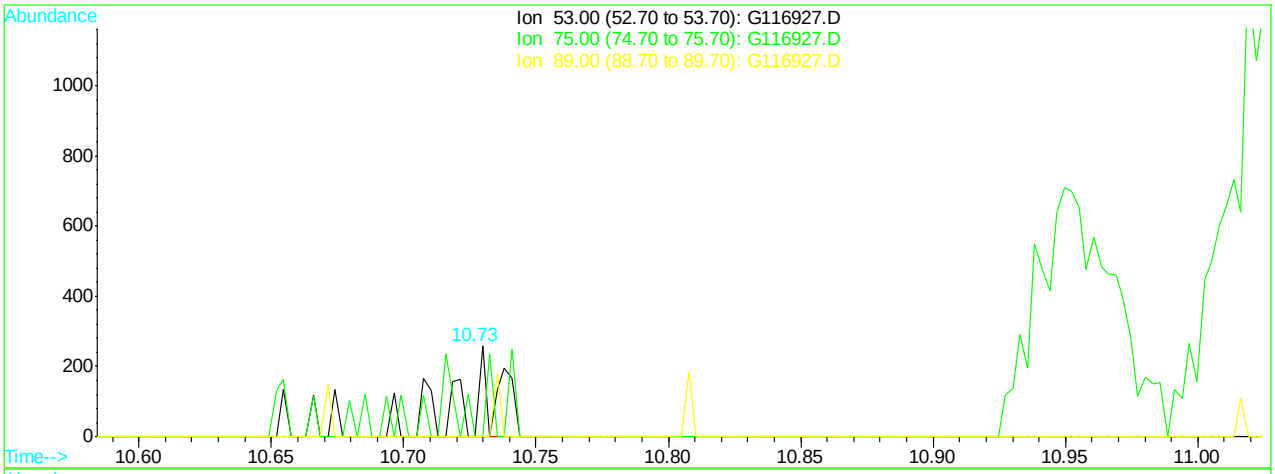

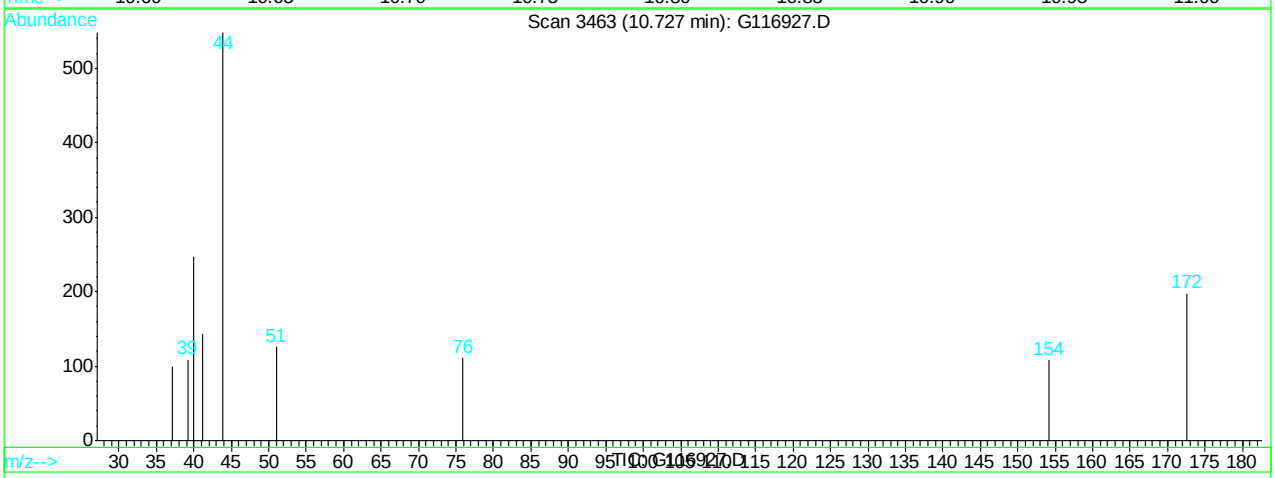

(79) trans-1,4-dichloro-2-butene (M)

10.73min 0.91ppb m

response 229

Ion	Exp%	Act%
53.00	100	100
75.00	103.60	0.00#
89.00	42.50	0.00#
0.00	0.00	0.00

G116927.D G120507T.M Tue May 08 10:56:47 2012

Quantitation Report (Qedit)

Data File : C:\HPCHEM\1\DATA\120507\G116927.D Vial: 4
Acq On : 7 May 2012 2:55 pm Operator: alit
Sample : ic4689-2.0 Inst : GCMS G
Misc : MS25756,MSG4689,,,,5,1 Multiplr: 1.00
MS Integration Params: RTEINT.P
Quant Time: May 8 10:56 2012 Quant Results File: temp.res

Method : C:\HPCHEM\1\METHODS\G120507T.M (RTE Integrator)
Title : SW-846 Method 8260
Last Update : Tue May 08 10:42:10 2012
Response via : Multiple Level Calibration

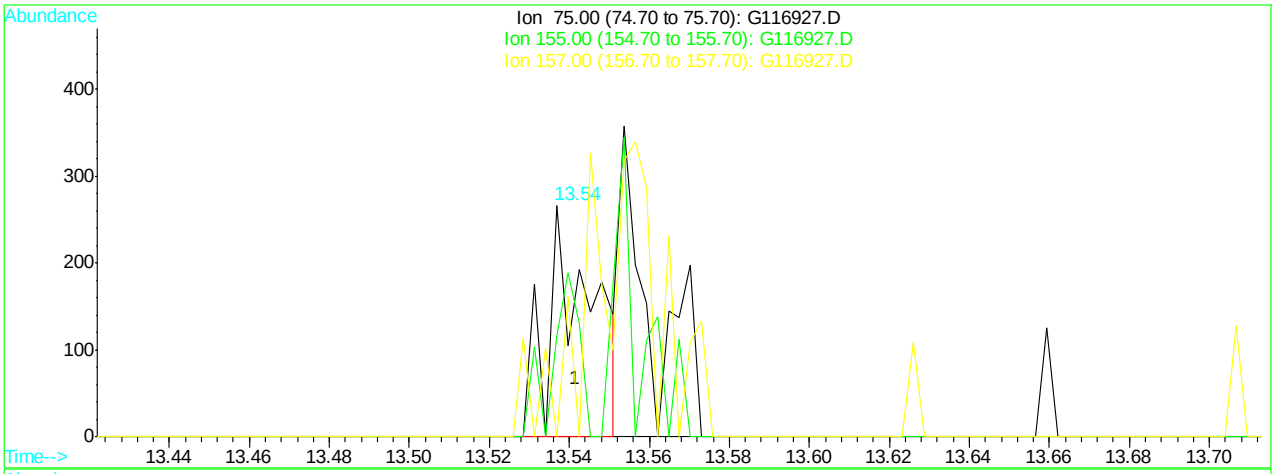

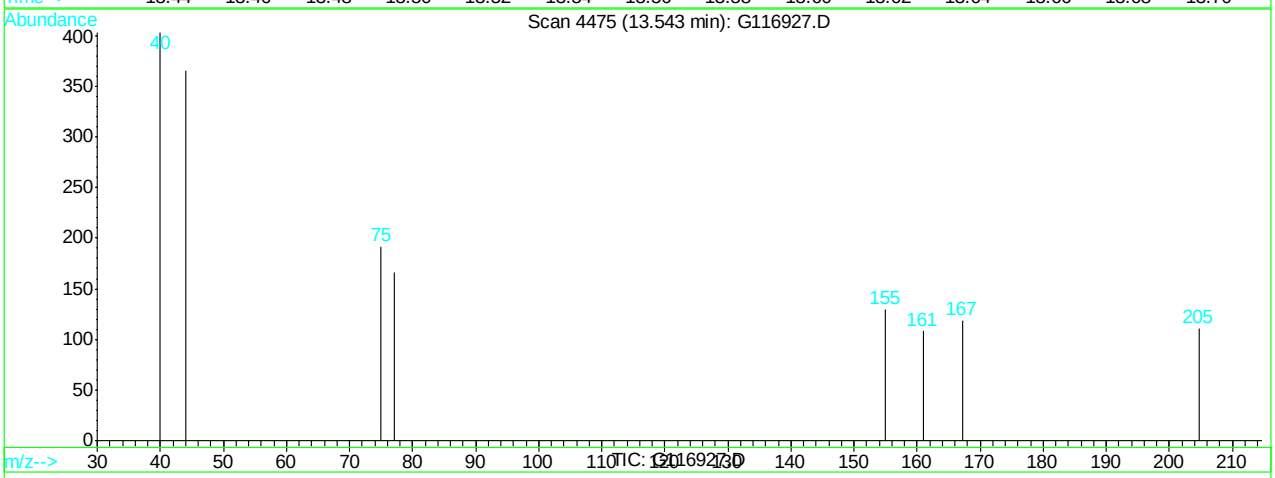

(98) 1,2-dibromo-3-chloropropane (M)

13.54min 0.93ppb

response 201

Ion	Exp%	Act%
75.00	100	100
155.00	89.00	67.71
157.00	111.70	0.00#
0.00	0.00	0.00

G116927.D G120507T.M Tue May 08 10:57:05 2012

Quantitation Report (Qedit)

Data File : C:\HPCHEM\1\DATA\120507\G116927.D Vial: 4
Acq On : 7 May 2012 2:55 pm Operator: alit
Sample : ic4689-2.0 Inst : GCMS G
Misc : MS25756,MSG4689,,,,5,1 Multiplr: 1.00
MS Integration Params: RTEINT.P
Quant Time: May 8 10:57 2012 Quant Results File: temp.res

Method : C:\HPCHEM\1\METHODS\G120507T.M (RTE Integrator)
Title : SW-846 Method 8260
Last Update : Tue May 08 10:42:10 2012
Response via : Multiple Level Calibration

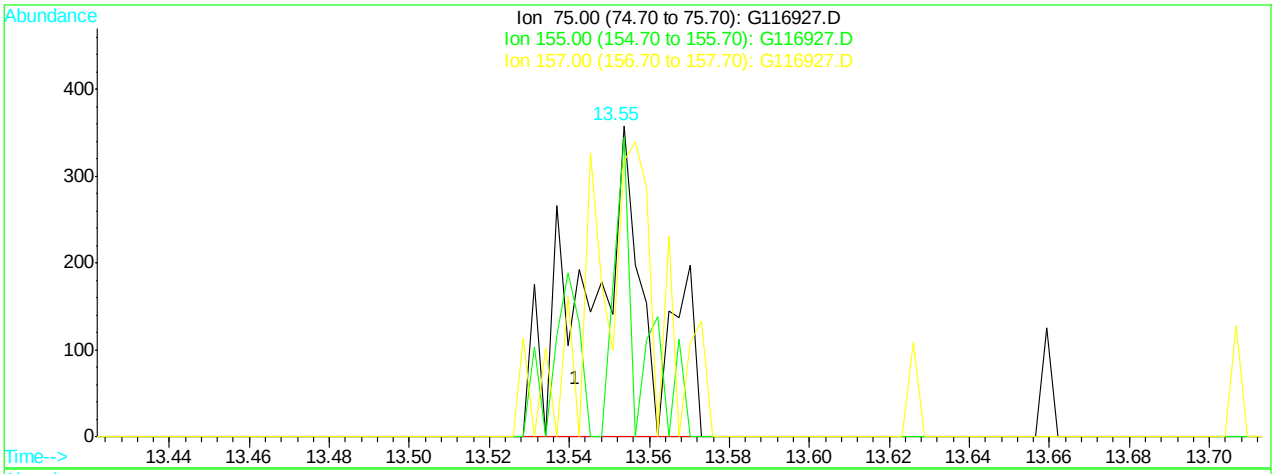

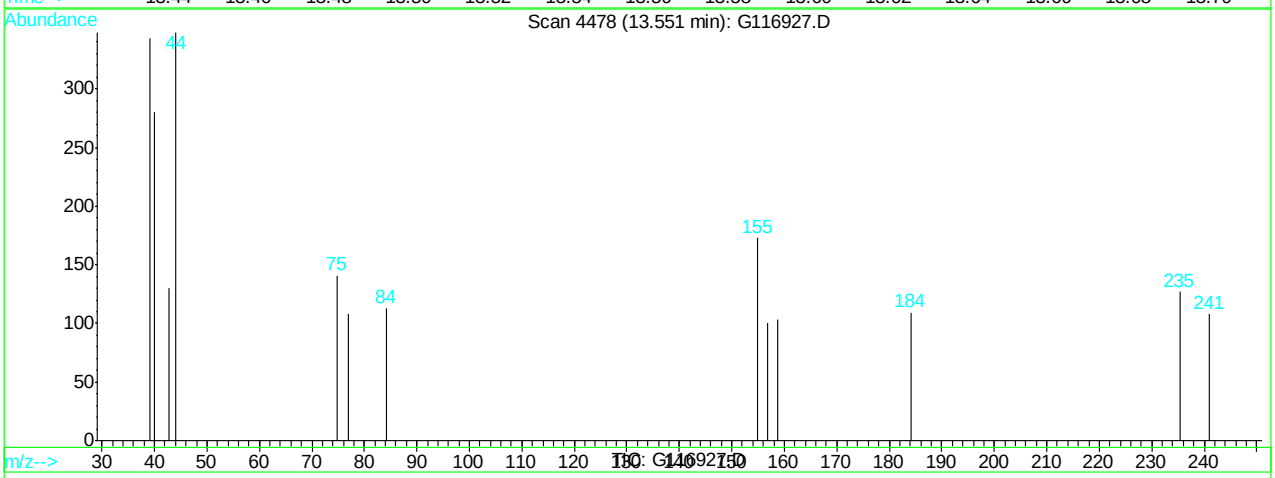

(98) 1,2-dibromo-3-chloropropane (M)

13.55min 1.84ppb m

response 399

Ion	Exp%	Act%
75.00	100	100
155.00	89.00	122.70#
157.00	111.70	70.92#
0.00	0.00	0.00

G116927.D G120507T.M Tue May 08 10:57:09 2012

Quantitation Report (Qedit)

Data File : C:\HPCHEM\1\DATA\120507\G116927.D Vial: 4
Acq On : 7 May 2012 2:55 pm Operator: alit
Sample : ic4689-2.0 Inst : GCMS G
Misc : MS25756,MSG4689,,,,5,1 Multiplr: 1.00
MS Integration Params: RTEINT.P
Quant Time: May 8 10:57 2012 Quant Results File: temp.res

Method : C:\HPCHEM\1\METHODS\G120507T.M (RTE Integrator)
Title : SW-846 Method 8260
Last Update : Tue May 08 10:42:10 2012
Response via : Multiple Level Calibration

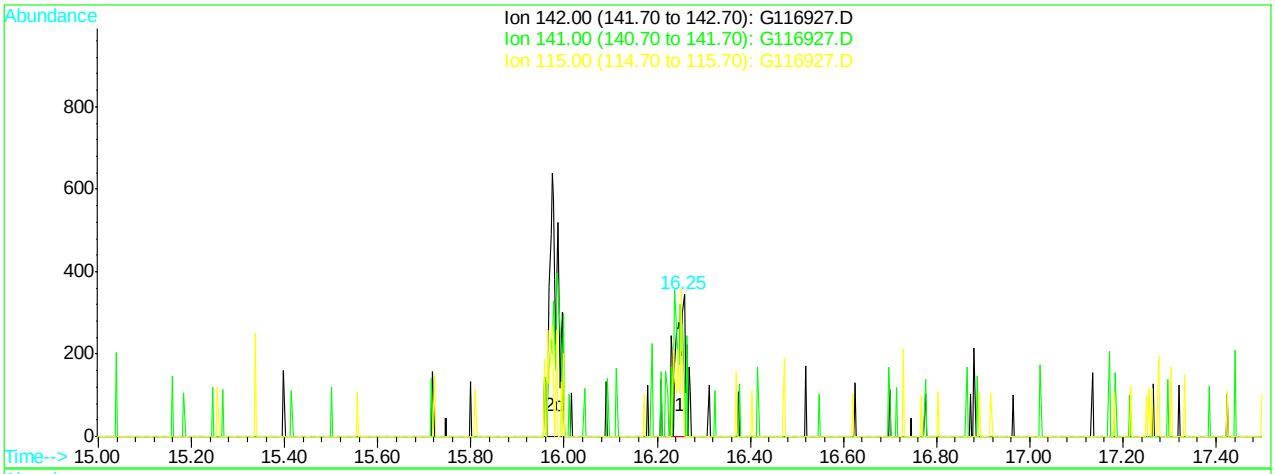

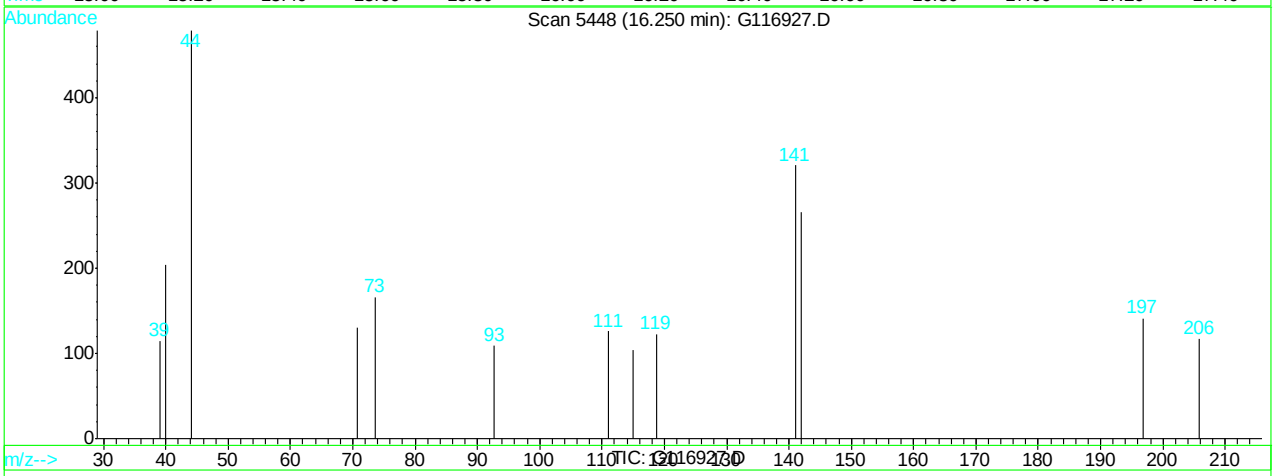

(104) 1-Methylnaphthalene

16.25min 0.48ug/L

response 404

Ion	Exp%	Act%
142.00	100	100
141.00	88.00	90.84
115.00	35.20	41.34
0.00	0.00	0.00

G116927.D G120507T.M Tue May 08 10:57:45 2012

Manual Integrations APPROVED (compounds with "m" flag)
Dana Tyron 05/11/12 18:17

Quantitation Report (QT Reviewed)

Data File : C:\HPCHEM\1\DATA\120507\G116928.D Vial: 5
Acq On : 7 May 2012 3:23 pm Operator: alit
Sample : ic4689-1.0 Inst : GCMS G
Misc : MS25756,MSG4689,,,,5,1 Multiplr: 1.00
MS Integration Params: RTEINT.P
Quant Time: May 8 11:07 2012 Quant Results File: G120507T.RES

Quant Method : C:\HPCHEM\1\METHODS\G120507T.M (RTE Integrator)
Title : SW-846 Method 8260
Last Update : Tue May 08 10:58:06 2012
Response via : Initial Calibration
DataAcq Meth : G8260I

Internal Standards	R.T.	QIon	Response	Conc	Units		Dev(Min)
1) tert butyl alcohol-d9	3.14	65	55771m	500.00	ppb		0.03
4) pentafluorobenzene	5.16	168	172226	50.00	ppb		0.00
43) 1,4-difluorobenzene	6.29	114	303483	50.00	ppb		0.00
66) chlorobenzene-d5	9.63	82	136966	50.00	ppb		0.00
80) 1,4-dichlorobenzene-d4	12.25	152	81503	50.00	ppb		0.00
System Monitoring Compounds							
40) dibromofluoromethane (s)	5.30	113	1163	0.74	ppb		0.00
Spiked Amount 50.000	Range 70 - 130		Recovery = 1.48%#				
60) toluene-d8 (s)	7.97	98	4083	0.71	ppb		-0.01
Spiked Amount 50.000	Range 70 - 130		Recovery = 1.42%#				
82) bromofluorobenzene (s)	10.95	95	1483	0.77	ppb		0.00
Spiked Amount 50.000	Range 70 - 130		Recovery = 1.54%#				
Target Compounds							Qvalue
2) tertiary butyl alcohol	3.17	59	854m	5.13	ppb		
3) Ethanol	2.51	45	202	17.64	ppb	#	100
5) dichlorodifluoromethane	1.62	85	732	0.79	ppb		66
6) chloromethane	1.83	50	1546m	1.03	ppb		
7) vinyl chloride	1.90	62	1026	0.94	ppb		52
8) bromomethane	2.28	96	420	0.64	ppb		78
9) chloroethane	2.33	64	517	0.91	ppb		74
10) ethyl ether	2.81	59	1262	1.05	ppb	#	29
11) acetonitrile	3.46	41	2068m	0.94	ppb		
12) trichlorofluoromethane	2.56	101	1445m	0.93	ppb		
13) freon-113	2.94	101	1037m	0.96	ppb		
14) acrolein	1.85	56	1003	4.78	ppb		100
15) 1,1-dichloroethene	3.12	96	681m	0.71	ppb		
16) acetone	3.00	43	130	0.26	ppb	#	40
17) Methyl Acetate	3.42	43	782	0.58	ppb	#	67
18) methylene chloride	3.56	84	1335m	1.04	ppb		
19) methyl tert butyl ether	3.70	73	1182m	1.10	ppb		
20) acrylonitrile	3.69	53	395m	0.69	ppb		
21) allyl chloride	3.46	41	2068m	0.93	ppb		
22) trans-1,2-dichloroethene	3.85	96	986	0.83	ppb	#	54
23) iodomethane	3.41	142	1682	0.88	ppb		82
24) carbon disulfide	3.60	76	3514	0.90	ppb		77
26) vinyl acetate	3.41	43	1183m	0.87	ppb		
27) chloroprene	4.37	53	1455m	0.79	ppb		
28) di-isopropyl ether	4.15	45	4214	0.88	ppb		85
29) methacrylonitrile	4.99	41	1163	0.91	ppb	#	47
30) 2-butanone	4.69	72	149m	1.03	ppb		
31) Ethyl Acetate	4.15	TIC	11173	1.25	ug/L	#	100
32) Hexane	3.90	41	1239m	0.92	ppb		
33) 1,1-dichloroethane	6.84	63	840	0.57	ppb		64
34) tert-butyl ethyl ether	4.56	59	750m	1.23	ppb		
35) isobutyl alcohol	4.86	43	1123	4.49	ppb	#	24
36) 2,2-dichloropropane	4.86	77	1368m	0.83	ppb		
37) cis-1,2-dichloroethene	4.90	96	900	0.64	ppb	#	57
38) bromochloromethane	5.25	128	624m	0.91	ppb		

(#) = qualifier out of range (m) = manual integration
G116928.D G120507T.M Tue May 08 12:12:02 2012 Page 1

Quantitation Report (QT Reviewed)

Data File : C:\HPCHEM\1\DATA\120507\G116928.D Vial: 5
Acq On : 7 May 2012 3:23 pm Operator: alit
Sample : ic4689-1.0 Inst : GCMS G
Misc : MS25756,MSG4689,,,,5,1 Multiplr: 1.00
MS Integration Params: RTEINT.P
Quant Time: May 8 11:07 2012 Quant Results File: G120507T.RES

Quant Method : C:\HPCHEM\1\METHODS\G120507T.M (RTE Integrator)
Title : SW-846 Method 8260
Last Update : Tue May 08 10:58:06 2012
Response via : Initial Calibration
DataAcq Meth : G8260I

	Compound	R.T.	QIon	Response	Conc	Unit		Qvalue
39)	chloroform	7.10	83	1589	0.90	ppb		99
41)	Tetrahydrofuran	5.28	42	418m	0.95	ppb		
42)	1,1,1-trichloroethane	8.42	97	1118	0.90	ppb		95
44)	Cyclohexane	5.52	56	2052m	0.84	ppb		
45)	carbon tetrachloride	5.79	117	1241	0.79	ppb	#	5
46)	1,1-dichloropropene	8.24	75	1630	0.83	ppb		71
47)	benzene	5.98	78	4610	0.84	ppb		52
48)	1,2-dichloroethane	5.96	62	1944	0.98	ppb		81
49)	tert-amyl methyl ether	6.25	73	921	1.86	ppb		72
50)	heptane	5.84	43	1891m	0.92	ppb		
51)	trichloroethene	6.65	95	995	0.71	ppb	#	12
52)	1,2-dichloropropane	6.84	63	1118m	0.73	ppb		
53)	dibromomethane	7.17	93	781	0.85	ppb	#	70
54)	bromodichloromethane	7.10	83	1589	0.87	ppb		95
55)	Methylcyclohexane	6.72	83	1748m	0.83	ppb		
56)	2-chloroethyl vinyl ether	6.84	63	840	0.55	ppb	#	44
58)	1,4-dioxane	4.37	88	640	3.27	ppb		100
59)	cis-1,3-dichloropropene	8.24	75	1630	0.83	ppb		50
61)	4-methyl-2-pentanone	7.46	43	1329m	0.94	ppb		
62)	toluene	8.06	92	2661m	0.83	ppb		
63)	trans-1,3-dichloropropene	8.24	75	1630	0.83	ppb		50
64)	1,1,2-trichloroethane	10.86	83	1341	0.79	ppb	#	60
65)	ethyl methacrylate	8.22	69	1135	0.67	ppb		84
67)	tetrachloroethene	8.77	166	1044m	0.82	ppb		
68)	1,3-dichloropropane	8.70	76	1933	0.87	ppb		88
69)	dibromochloromethane	8.99	129	1096m	0.83	ppb		
70)	1,2-dibromoethane	9.21	107	1100	0.77	ppb	#	60
71)	2-hexanone	8.42	43	729	0.80	ppb	#	60
72)	chlorobenzene	9.67	112	2695	0.86	ppb	#	69
73)	1,1,1,2-tetrachloroethane	9.71	131	974	0.83	ppb	#	39
74)	ethylbenzene	9.73	91	4986	0.98	ppb		80
75)	m,p-xylene	9.81	106	3543m	1.93	ppb		
76)	o-xylene	10.29	106	1619	0.92	ppb		82
77)	styrene	10.32	104	2666	0.94	ppb		72
78)	bromoform	10.70	173	629m	0.77	ppb		
79)	trans-1,4-dichloro-2-buten	10.73	53	66m	0.31	ppb		
81)	isopropylbenzene	10.67	105	3592	0.91	ppb		76
83)	bromobenzene	11.17	156	1305	1.03	ppb	#	71
84)	1,1,2,2-tetrachloroethane	10.86	83	1341	0.82	ppb	#	59
85)	1,2,3-trichloropropane	11.02	75	1036	0.83	ppb		61
86)	n-propylbenzene	11.11	91	4801	1.14	ppb		85
87)	2-chlorotoluene	11.31	91	3678m	1.06	ppb		
88)	4-chlorotoluene	11.36	91	2762	0.95	ppb		76
89)	1,3,5-trimethylbenzene	10.67	105	3592	0.91	ppb		76
90)	tert-butylbenzene	11.67	91	1796	0.81	ppb		89
91)	1,2,4-trimethylbenzene	11.29	105	3669	0.98	ppb		80
92)	sec-butylbenzene	11.91	105	3833	1.04	ppb		78
93)	1,3-dichlorobenzene	12.17	146	1416	0.81	ppb		72
94)	p-isopropyltoluene	12.06	119	2570	0.88	ppb		97

(#) = qualifier out of range (m) = manual integration

Quantitation Report (QT Reviewed)

Data File : C:\HPCHEM\1\DATA\120507\G116928.D Vial: 5
Acq On : 7 May 2012 3:23 pm Operator: alit
Sample : ic4689-1.0 Inst : GCMS G
Misc : MS25756,MSG4689,,,,5,1 Multiplr: 1.00
MS Integration Params: RTEINT.P
Quant Time: May 8 11:07 2012 Quant Results File: G120507T.RES

Quant Method : C:\HPCHEM\1\METHODS\G120507T.M (RTE Integrator)
Title : SW-846 Method 8260
Last Update : Tue May 08 10:58:06 2012
Response via : Initial Calibration
DataAcq Meth : G8260I

	Compound	R.T.	QIon	Response	Conc	Unit		Qvalue
95)	1,4-dichlorobenzene	12.28	146	2020m	1.08	ppb		
96)	1,2-dichlorobenzene	12.69	146	1457	0.84	ppb		89
97)	n-butylbenzene	12.51	91	2757	1.01	ppb		87
98)	1,2-dibromo-3-chloropropan	13.81	75	153m	0.72	ppb		
99)	1,3,5-trichlorobenzene	13.81	180	967	0.82	ug/L		96
100)	1,2,4-trichlorobenzene	14.51	180	567	0.63	ppb	#	8
101)	hexachlorobutadiene	14.67	225	117	0.25	ppb		46
102)	naphthalene	14.80	128	2084	0.94	ppb		100
103)	2-Methylnaphthalene	15.98	142	351	0.39	ug/L	#	55
104)	1-Methylnaphthalene	16.25	142	251m	0.36	ug/L		
105)	1,2,3-trichlorobenzene	15.07	180	671m	0.78	ppb		

(#) = qualifier out of range (m) = manual integration

Quantitation Report

Data File : C:\HPCHEM\1\DATA\120507\G116928.D Vial: 5
Acq On : 7 May 2012 3:23 pm Operator: alit
Sample : ic4689-1.0 Inst : GCMS G
Misc : MS25756,MSG4689,,,,5,1 Multiplr: 1.00
MS Integration Params: RTEINT.P
Quant Time: May 8 11:07 2012 Quant Results File: G120507T.RES

Method : C:\HPCHEM\1\METHODS\G120507T.M (RTE Integrator)
Title : SW-846 Method 8260
Last Update : Tue May 08 11:43:14 2012
Response via : Initial Calibration

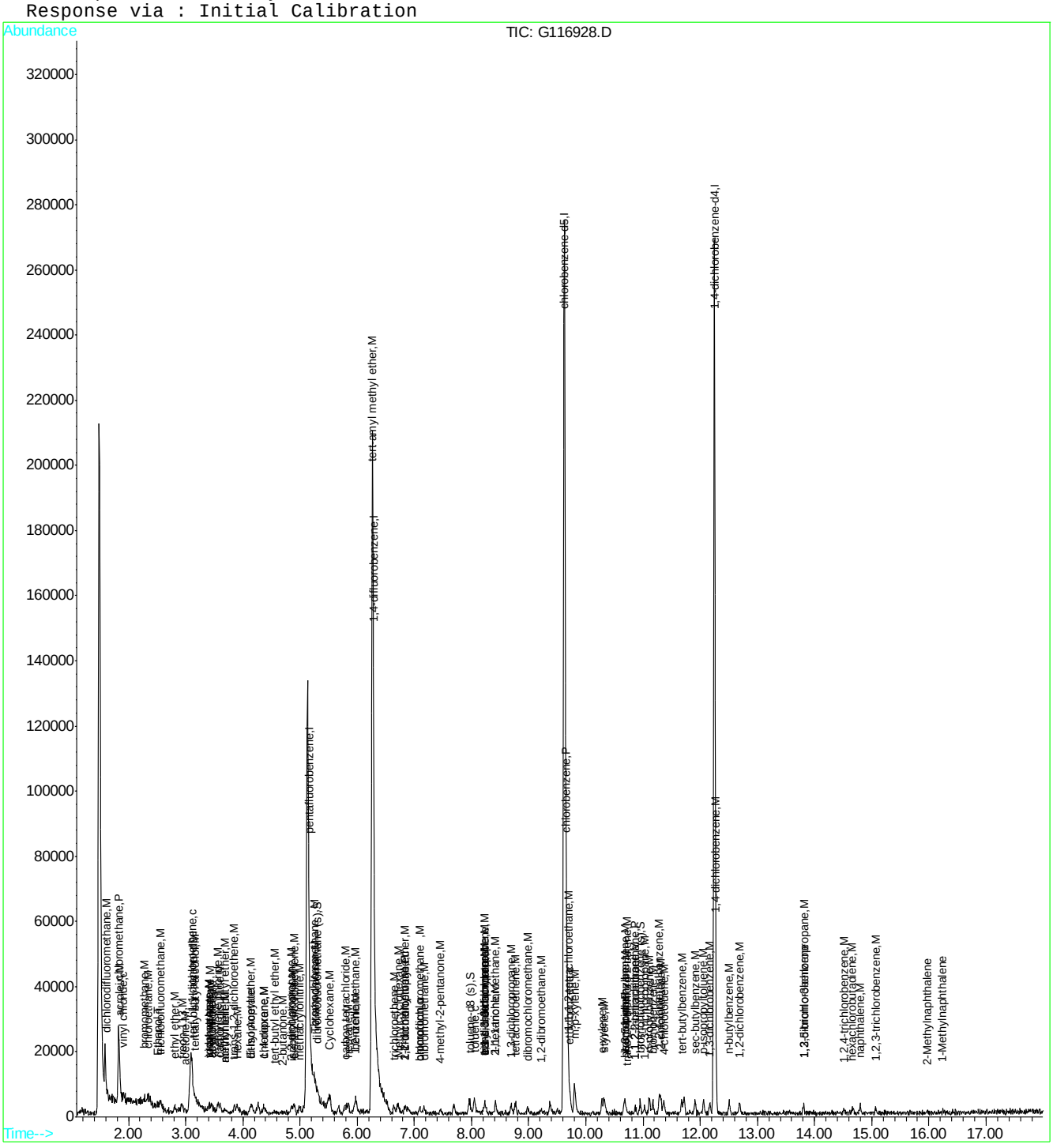

ACCUTEST LABORATORIES MC10370

Quantitation Report (Qedit)

Data File : C:\HPCHEM\1\DATA\120507\G116928.D Vial: 5
Acq On : 7 May 2012 3:23 pm Operator: alit
Sample : ic4689-1.0 Inst : GCMS G
Misc : MS25756,MSG4689,,,,5,1 Multiplr: 1.00
MS Integration Params: RTEINT.P
Quant Time: May 8 10:58 2012 Quant Results File: temp.res

Method : C:\HPCHEM\1\METHODS\G120507T.M (RTE Integrator)
Title : SW-846 Method 8260
Last Update : Tue May 08 10:58:06 2012
Response via : Multiple Level Calibration

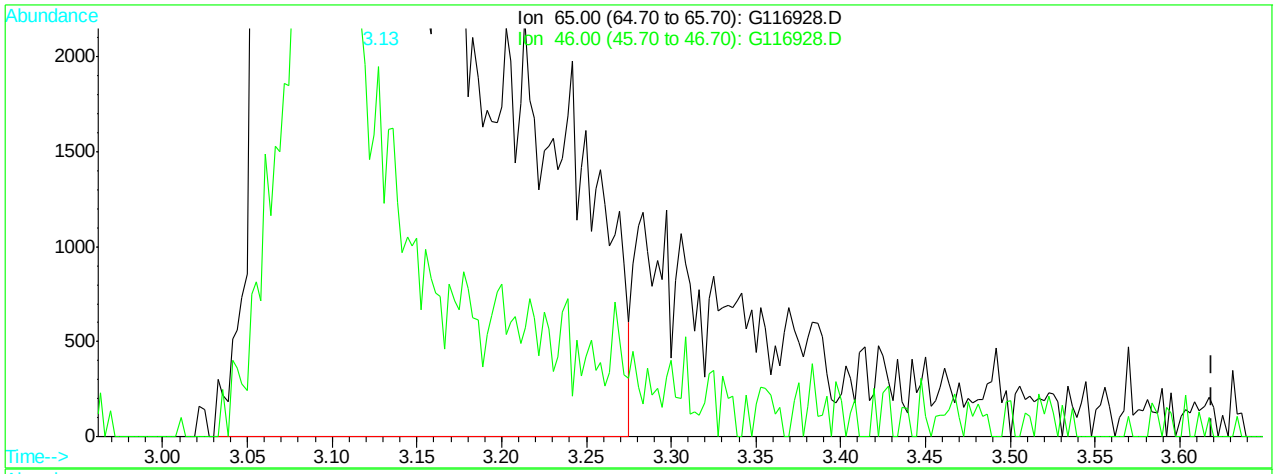

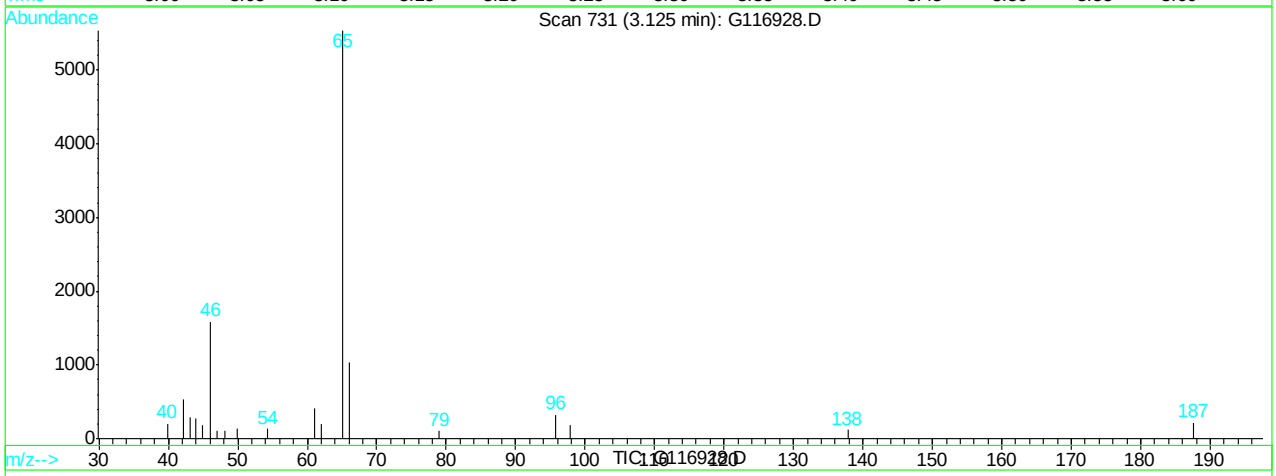

(1) tert butyl alcohol-d9 (I)

3.13min 500.00ppb

response 50916

Ion	Exp%	Act%
65.00	100	100
46.00	39.30	28.68
0.00	0.00	0.00
0.00	0.00	0.00

G116928.D G120507T.M Tue May 08 10:58:43 2012

Quantitation Report (Qedit)

Data File : C:\HPCHEM\1\DATA\120507\G116928.D Vial: 5
Acq On : 7 May 2012 3:23 pm Operator: alit
Sample : ic4689-1.0 Inst : GCMS G
Misc : MS25756,MSG4689,,,,5,1 Multiplr: 1.00
MS Integration Params: RTEINT.P
Quant Time: May 8 10:58 2012 Quant Results File: temp.res

Method : C:\HPCHEM\1\METHODS\G120507T.M (RTE Integrator)
Title : SW-846 Method 8260
Last Update : Tue May 08 10:58:06 2012
Response via : Multiple Level Calibration

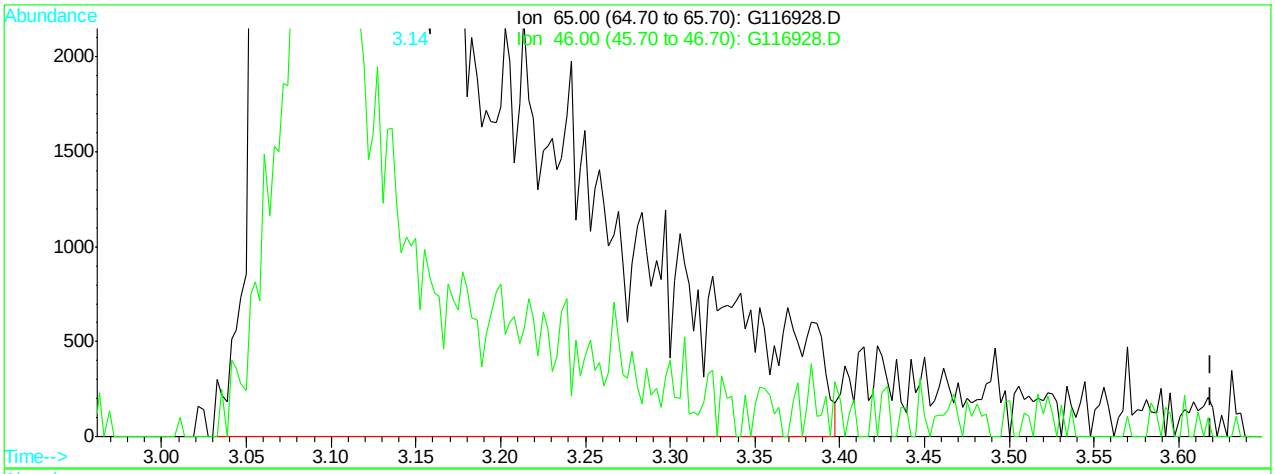

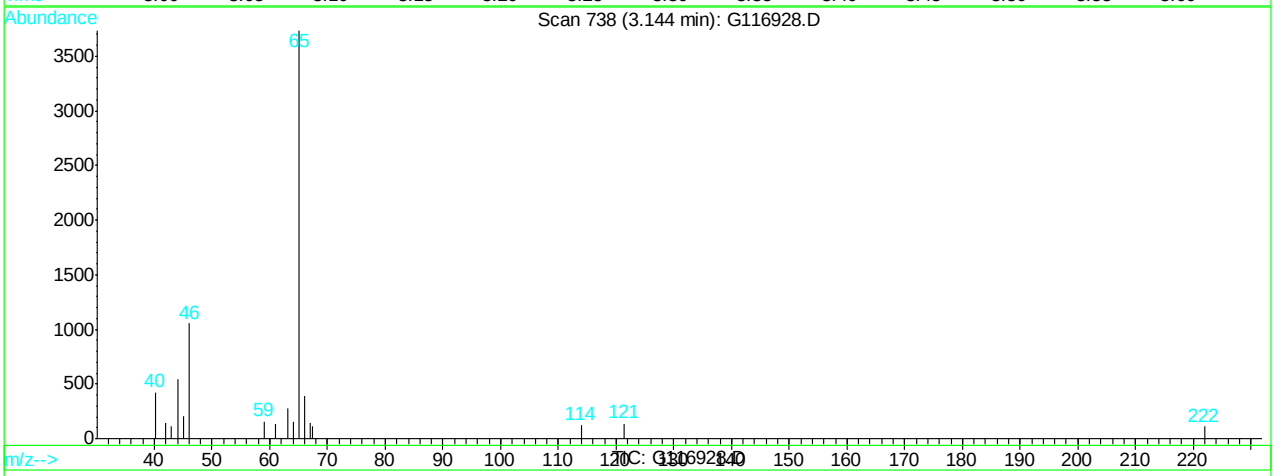

(1) tert butyl alcohol-d9 (I)

3.14min 500.00ppb m

response 55771

Ion	Exp%	Act%
65.00	100	100
46.00	39.30	28.20
0.00	0.00	0.00
0.00	0.00	0.00

G116928.D G120507T.M Tue May 08 10:58:47 2012

Quantitation Report (Qedit)

Data File : C:\HPCHEM\1\DATA\120507\G116928.D Vial: 5
Acq On : 7 May 2012 3:23 pm Operator: alit
Sample : ic4689-1.0 Inst : GCMS G
Misc : MS25756,MSG4689,,,,5,1 Multiplr: 1.00
MS Integration Params: RTEINT.P
Quant Time: May 8 10:58 2012 Quant Results File: temp.res

Method : C:\HPCHEM\1\METHODS\G120507T.M (RTE Integrator)
Title : SW-846 Method 8260
Last Update : Tue May 08 10:58:06 2012
Response via : Multiple Level Calibration

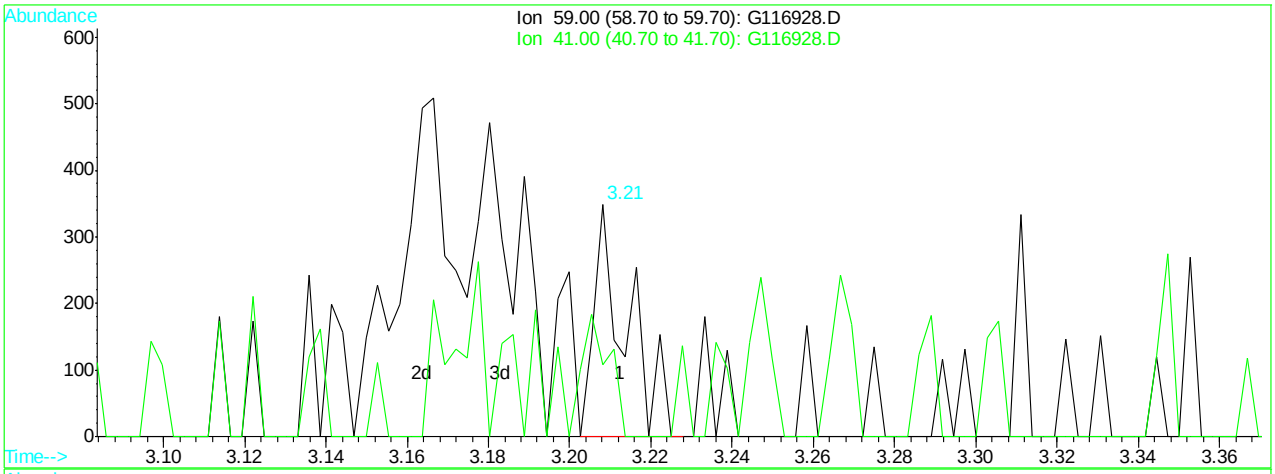

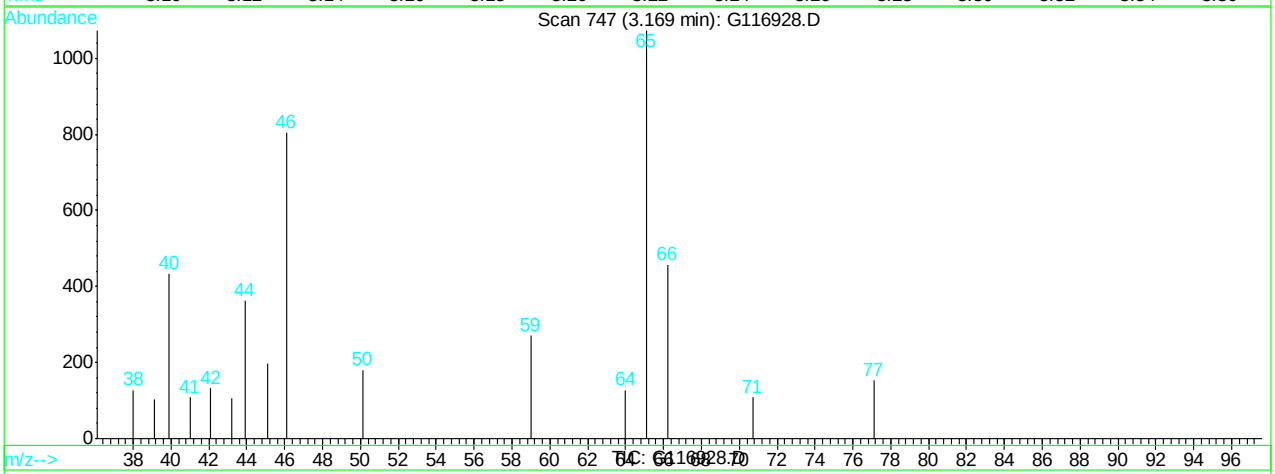

(2) tertiary butyl alcohol (M)

3.21min 1.17ppb

response 195

Ion	Exp%	Act%
59.00	100	100
41.00	16.10	0.00
0.00	0.00	0.00
0.00	0.00	0.00

G116928.D G120507T.M Tue May 08 10:59:11 2012

Quantitation Report (Qedit)

Data File : C:\HPCHEM\1\DATA\120507\G116928.D Vial: 5
Acq On : 7 May 2012 3:23 pm Operator: alit
Sample : ic4689-1.0 Inst : GCMS G
Misc : MS25756,MSG4689,,,,5,1 Multiplr: 1.00
MS Integration Params: RTEINT.P
Quant Time: May 8 10:59 2012 Quant Results File: temp.res

Method : C:\HPCHEM\1\METHODS\G120507T.M (RTE Integrator)
Title : SW-846 Method 8260
Last Update : Tue May 08 10:58:06 2012
Response via : Multiple Level Calibration

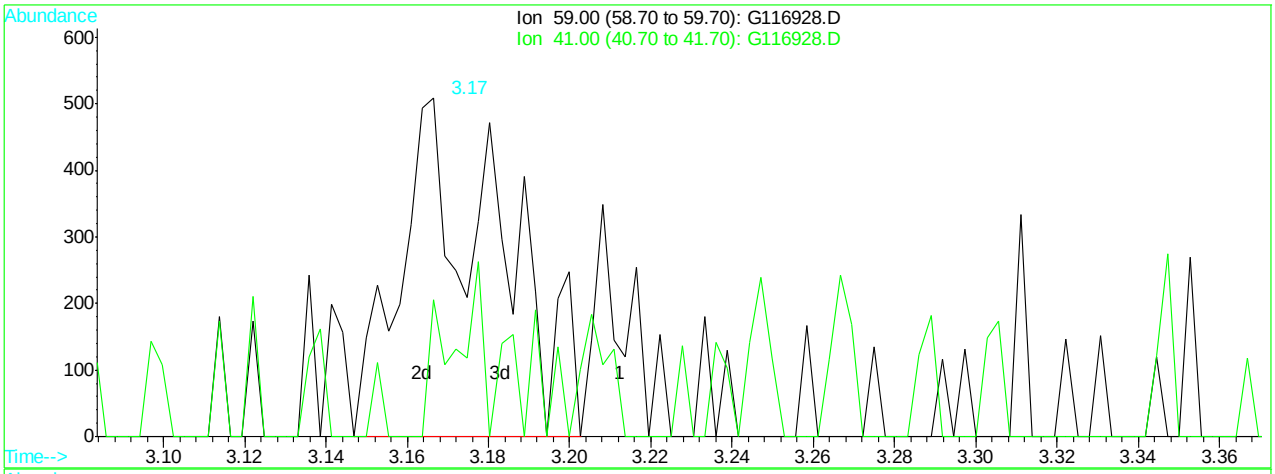

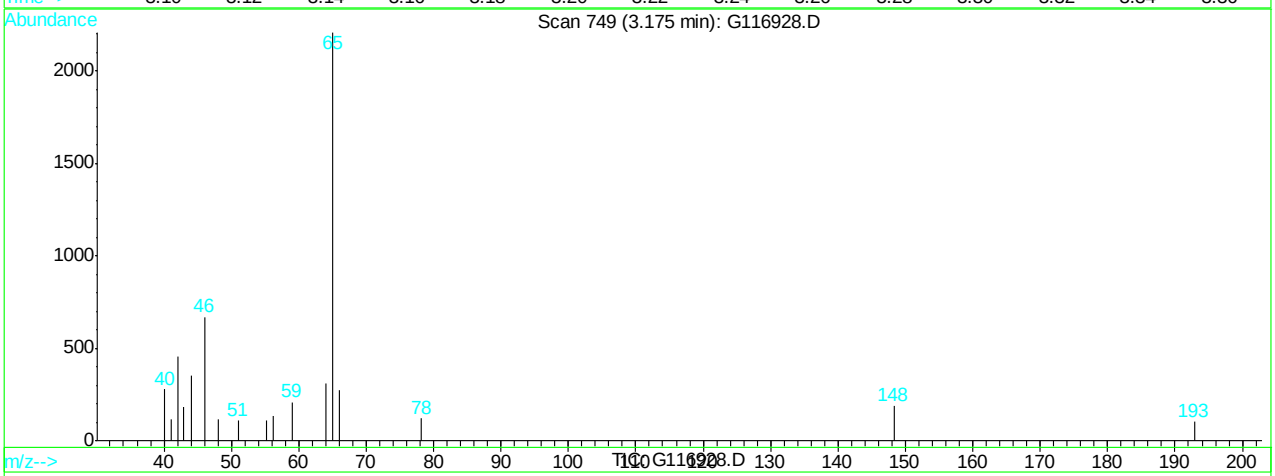

(2) tertiary butyl alcohol (M)

3.17min 5.13ppb

response 854

Ion	Exp%	Act%
59.00	100	100
41.00	16.10	56.46#
0.00	0.00	0.00
0.00	0.00	0.00

G116928.D G120507T.M Tue May 08 10:59:19 2012

Quantitation Report (Qedit)

Data File : C:\HPCHEM\1\DATA\120507\G116928.D Vial: 5
Acq On : 7 May 2012 3:23 pm Operator: alit
Sample : ic4689-1.0 Inst : GCMS G
Misc : MS25756,MSG4689,,,,5,1 Multiplr: 1.00
MS Integration Params: RTEINT.P
Quant Time: May 8 10:59 2012 Quant Results File: temp.res

Method : C:\HPCHEM\1\METHODS\G120507T.M (RTE Integrator)
Title : SW-846 Method 8260
Last Update : Tue May 08 10:58:06 2012
Response via : Multiple Level Calibration

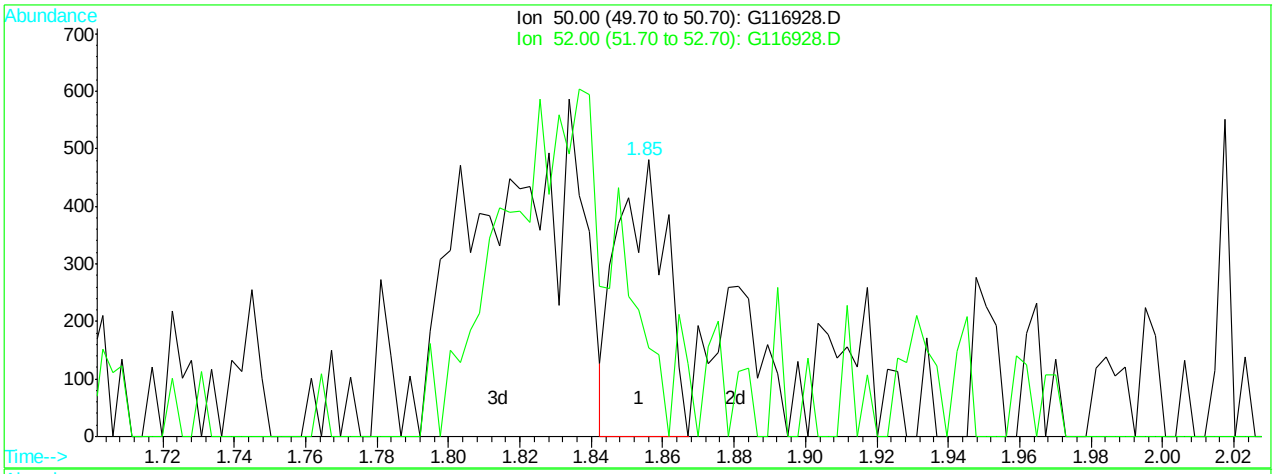

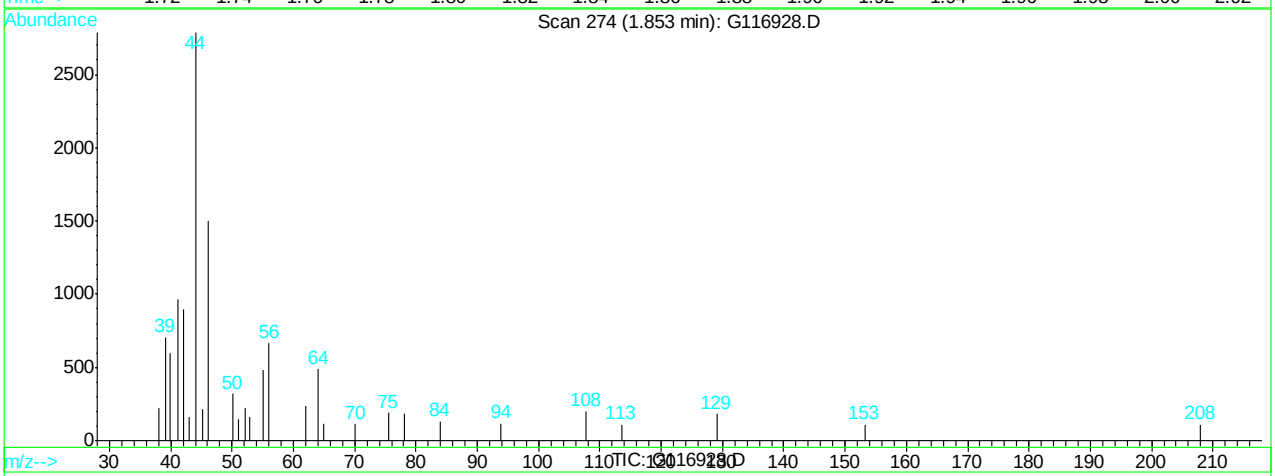

(6) chloromethane (P)

1.85min 0.30ppb

response 446

Ion	Exp%	Act%
50.00	100	100
52.00	27.30	29.38
0.00	0.00	0.00
0.00	0.00	0.00

G116928.D G120507T.M Tue May 08 10:59:32 2012

Quantitation Report (Qedit)

Data File : C:\HPCHEM\1\DATA\120507\G116928.D Vial: 5
Acq On : 7 May 2012 3:23 pm Operator: alit
Sample : ic4689-1.0 Inst : GCMS G
Misc : MS25756,MSG4689,,,,5,1 Multiplr: 1.00
MS Integration Params: RTEINT.P
Quant Time: May 8 10:59 2012 Quant Results File: temp.res

Method : C:\HPCHEM\1\METHODS\G120507T.M (RTE Integrator)
Title : SW-846 Method 8260
Last Update : Tue May 08 10:58:06 2012
Response via : Multiple Level Calibration

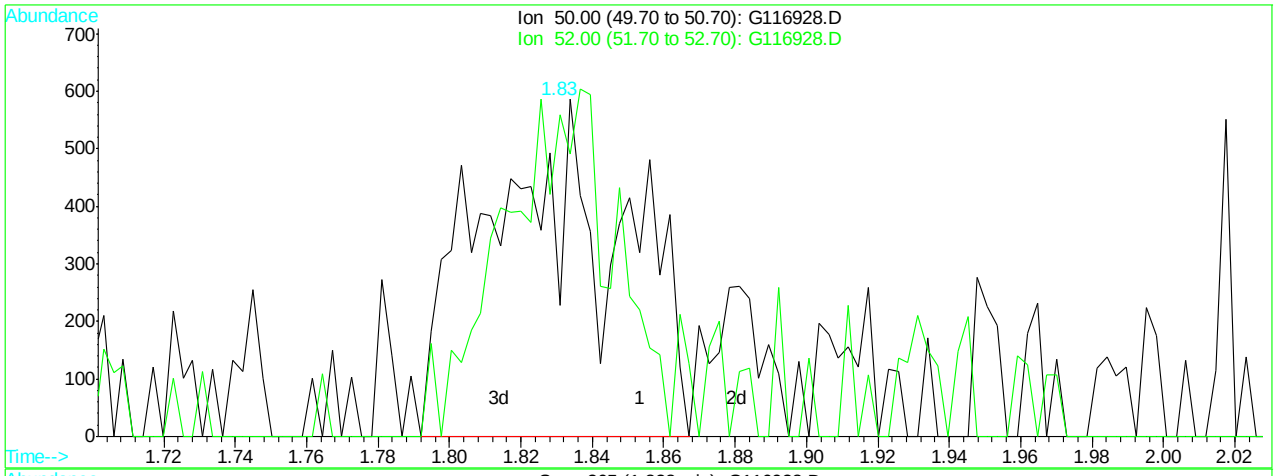

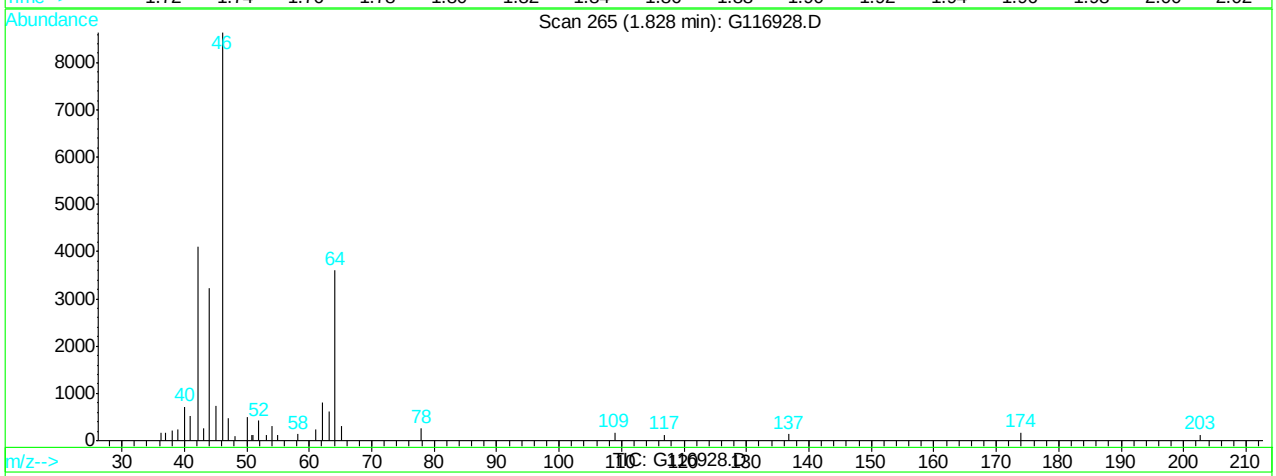

(6) chloromethane (P)

1.83min 1.03ppb m

response 1546

Ion	Exp%	Act%
50.00	100	100
52.00	27.30	85.37#
0.00	0.00	0.00
0.00	0.00	0.00

G116928.D G120507T.M Tue May 08 10:59:37 2012

Quantitation Report (Qedit)

Data File : C:\HPCHEM\1\DATA\120507\G116928.D Vial: 5
Acq On : 7 May 2012 3:23 pm Operator: alit
Sample : ic4689-1.0 Inst : GCMS G
Misc : MS25756,MSG4689,,,,5,1 Multiplr: 1.00
MS Integration Params: RTEINT.P
Quant Time: May 8 10:59 2012 Quant Results File: temp.res

Method : C:\HPCHEM\1\METHODS\G120507T.M (RTE Integrator)
Title : SW-846 Method 8260
Last Update : Tue May 08 10:58:06 2012
Response via : Multiple Level Calibration

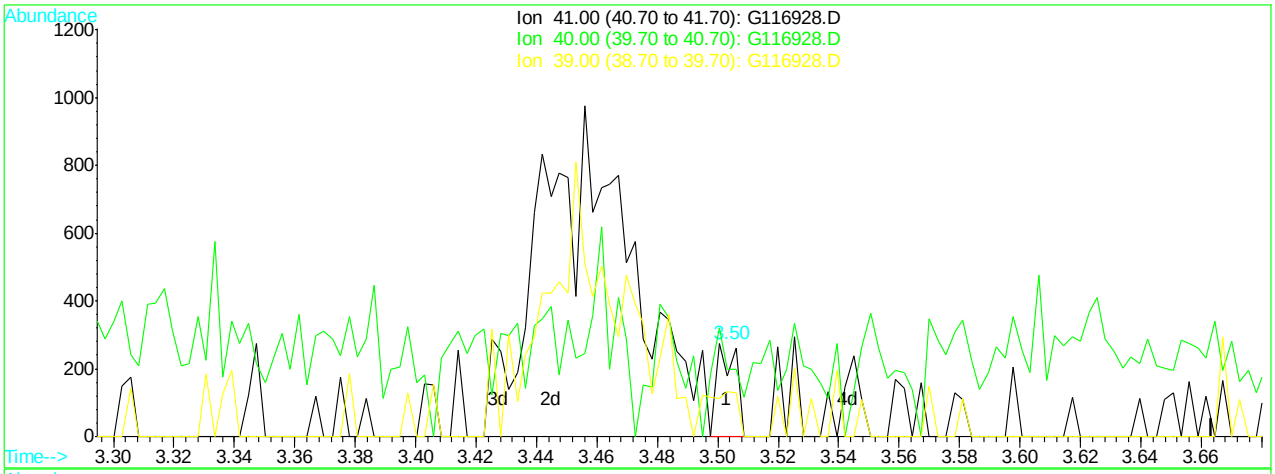

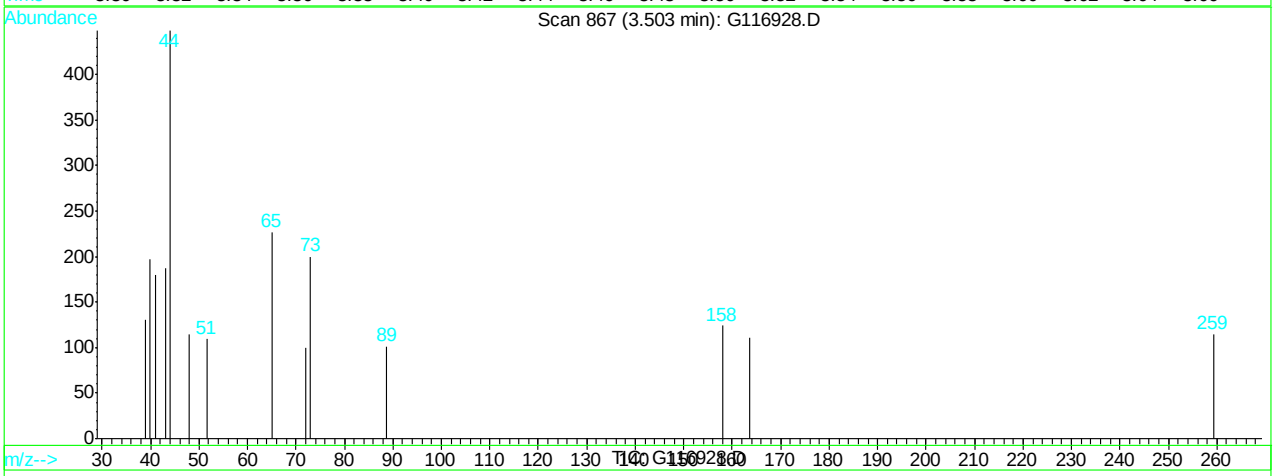

(11) acetonitrile (M)

3.50min 0.05ppb

response 120

Ion	Exp%	Act%
41.00	100	100
40.00	10.90	8.89
39.00	58.60	72.78
0.00	0.00	0.00

G116928.D G120507T.M Tue May 08 10:59:56 2012

Quantitation Report (Qedit)

Data File : C:\HPCHEM\1\DATA\120507\G116928.D Vial: 5
Acq On : 7 May 2012 3:23 pm Operator: alit
Sample : ic4689-1.0 Inst : GCMS G
Misc : MS25756,MSG4689,,,,5,1 Multiplr: 1.00
MS Integration Params: RTEINT.P
Quant Time: May 8 11:00 2012 Quant Results File: temp.res

Method : C:\HPCHEM\1\METHODS\G120507T.M (RTE Integrator)
Title : SW-846 Method 8260
Last Update : Tue May 08 10:58:06 2012
Response via : Multiple Level Calibration

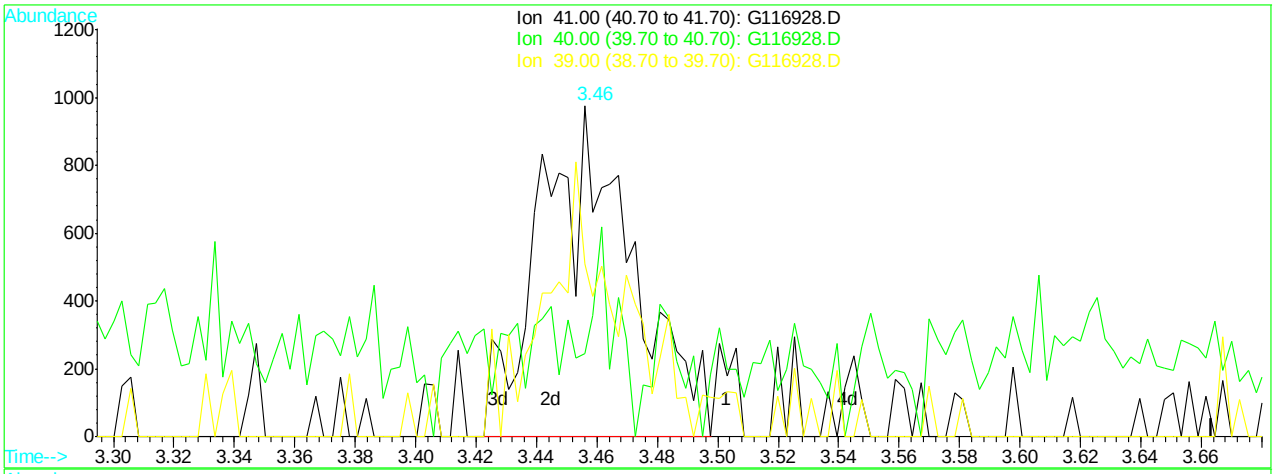

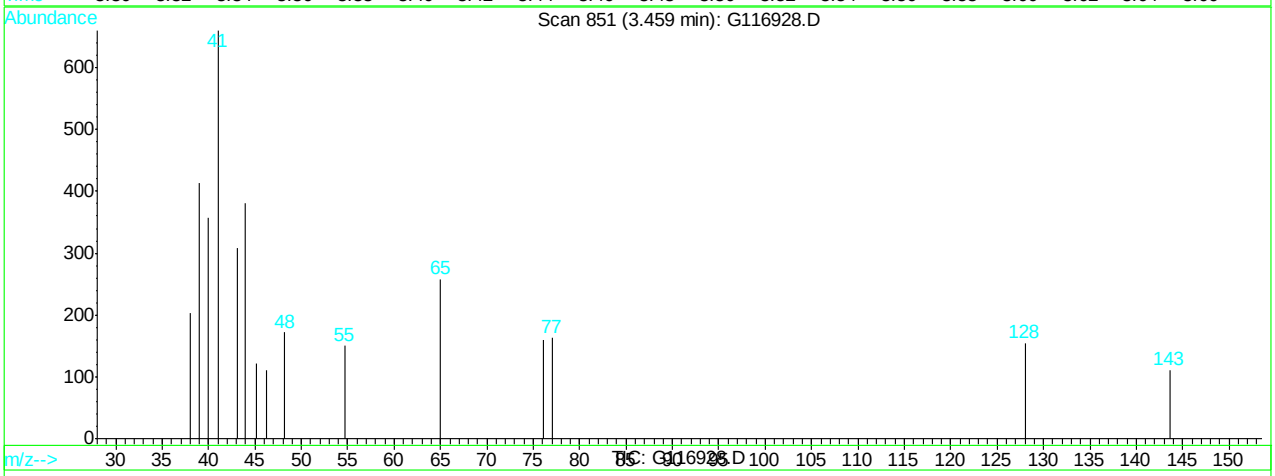

(11) acetonitrile (M)

3.46min 0.94ppb m

response 2068

Ion	Exp%	Act%
41.00	100	100
40.00	10.90	54.09#
39.00	58.60	62.73
0.00	0.00	0.00

G116928.D G120507T.M Tue May 08 11:00:03 2012

Quantitation Report (Qedit)

Data File : C:\HPCHEM\1\DATA\120507\G116928.D Vial: 5
Acq On : 7 May 2012 3:23 pm Operator: alit
Sample : ic4689-1.0 Inst : GCMS G
Misc : MS25756,MSG4689,,,,5,1 Multiplr: 1.00
MS Integration Params: RTEINT.P
Quant Time: May 8 11:00 2012 Quant Results File: temp.res

Method : C:\HPCHEM\1\METHODS\G120507T.M (RTE Integrator)
Title : SW-846 Method 8260
Last Update : Tue May 08 10:58:06 2012
Response via : Multiple Level Calibration

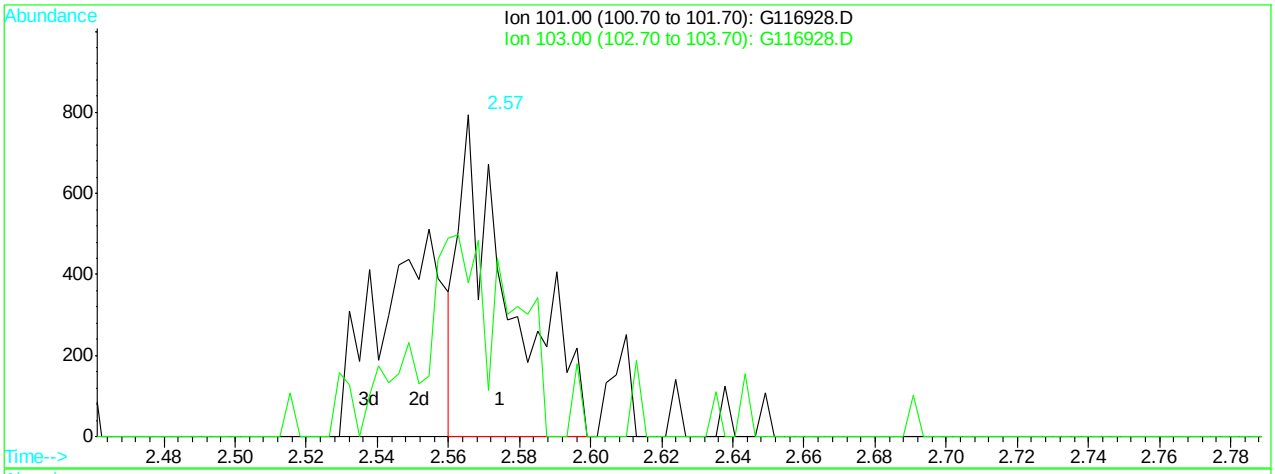

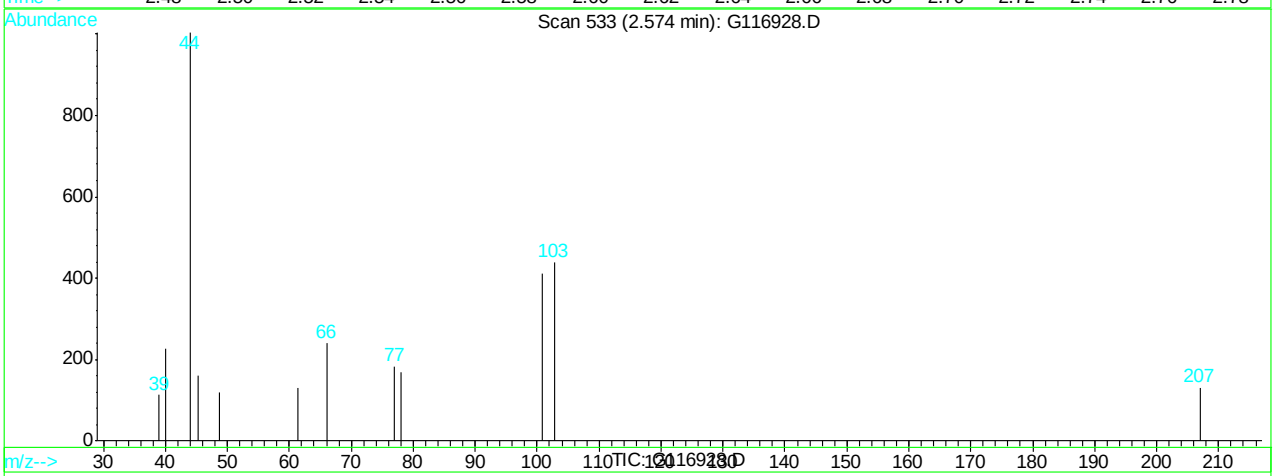

(12) trichlorofluoromethane (M)

2.57min 0.51ppb

response 794

Ion	Exp%	Act%
101.00	100	100
103.00	71.00	106.80#
0.00	0.00	0.00
0.00	0.00	0.00

G116928.D G120507T.M Tue May 08 11:00:09 2012

Quantitation Report (Qedit)

Data File : C:\HPCHEM\1\DATA\120507\G116928.D Vial: 5
Acq On : 7 May 2012 3:23 pm Operator: alit
Sample : ic4689-1.0 Inst : GCMS G
Misc : MS25756,MSG4689,,,,5,1 Multiplr: 1.00
MS Integration Params: RTEINT.P
Quant Time: May 8 11:00 2012 Quant Results File: temp.res

Method : C:\HPCHEM\1\METHODS\G120507T.M (RTE Integrator)
Title : SW-846 Method 8260
Last Update : Tue May 08 10:58:06 2012
Response via : Multiple Level Calibration

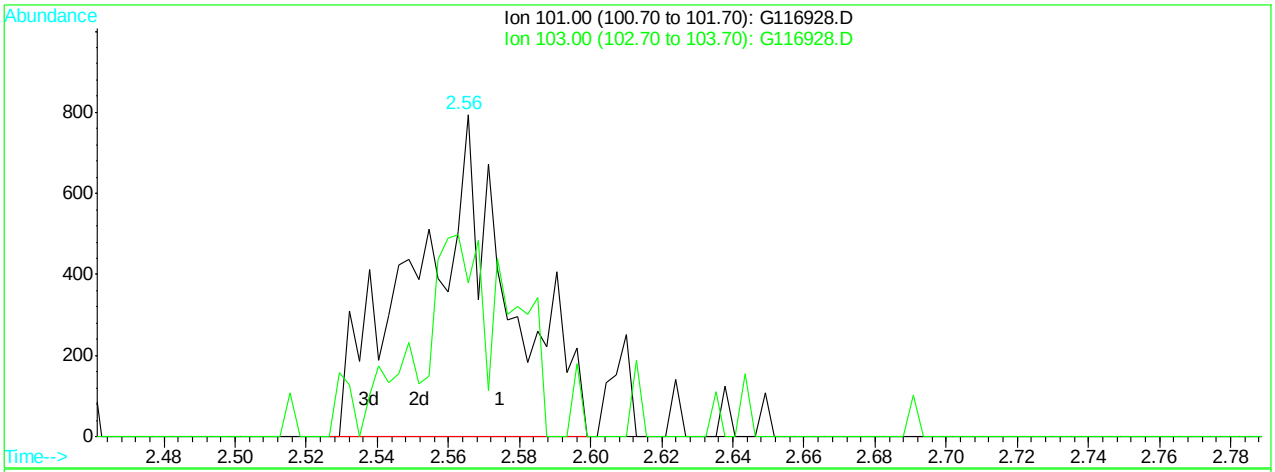

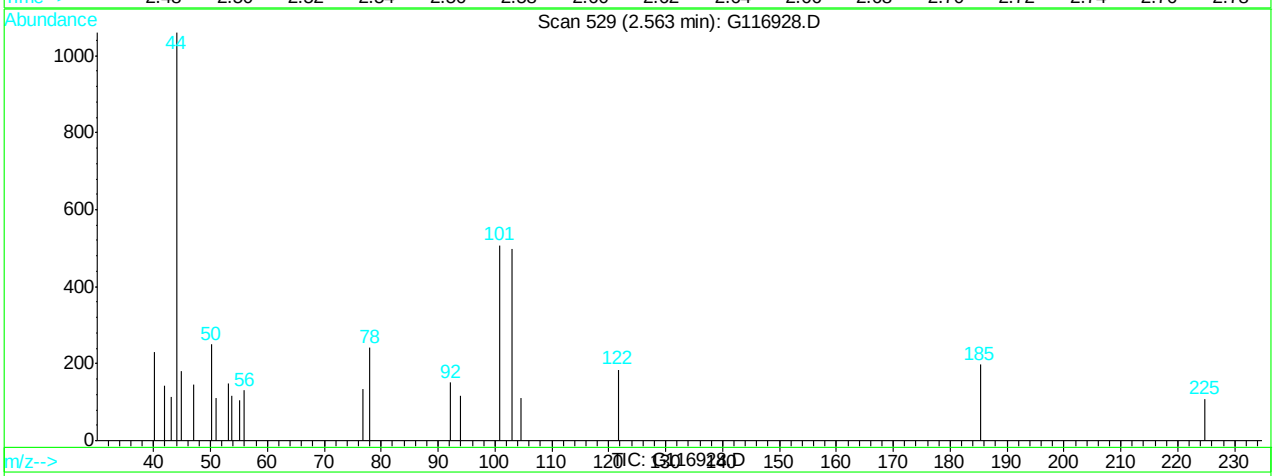

(12) trichlorofluoromethane (M)

2.56min 0.93ppb m

response 1445

Ion	Exp%	Act%
101.00	100	100
103.00	71.00	98.03
0.00	0.00	0.00
0.00	0.00	0.00

G116928.D G120507T.M Tue May 08 11:00:12 2012

Quantitation Report (Qedit)

Data File : C:\HPCHEM\1\DATA\120507\G116928.D Vial: 5
Acq On : 7 May 2012 3:23 pm Operator: alit
Sample : ic4689-1.0 Inst : GCMS G
Misc : MS25756,MSG4689,,,,5,1 Multiplr: 1.00
MS Integration Params: RTEINT.P
Quant Time: May 8 11:00 2012 Quant Results File: temp.res

Method : C:\HPCHEM\1\METHODS\G120507T.M (RTE Integrator)
Title : SW-846 Method 8260
Last Update : Tue May 08 10:58:06 2012
Response via : Multiple Level Calibration

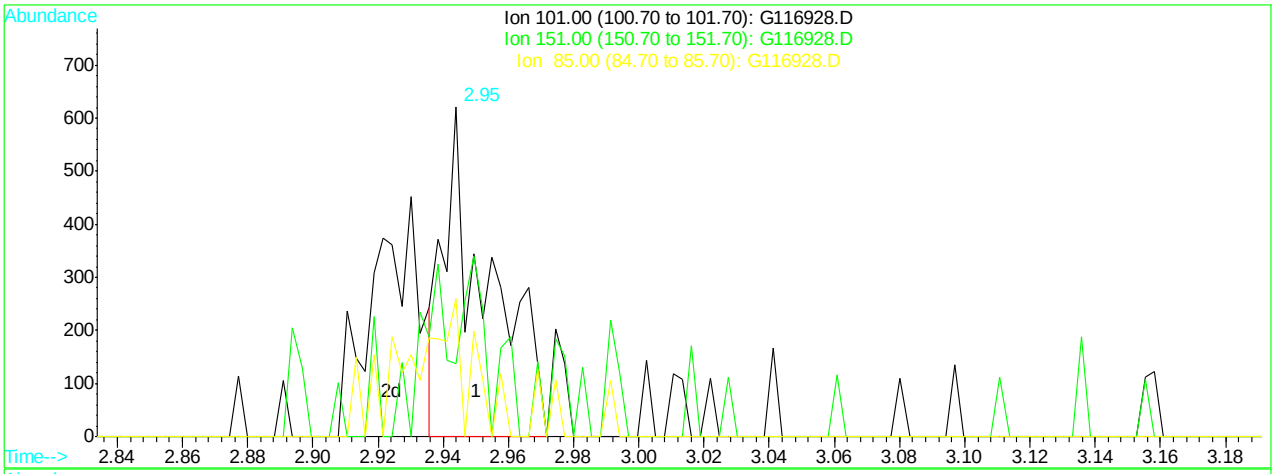

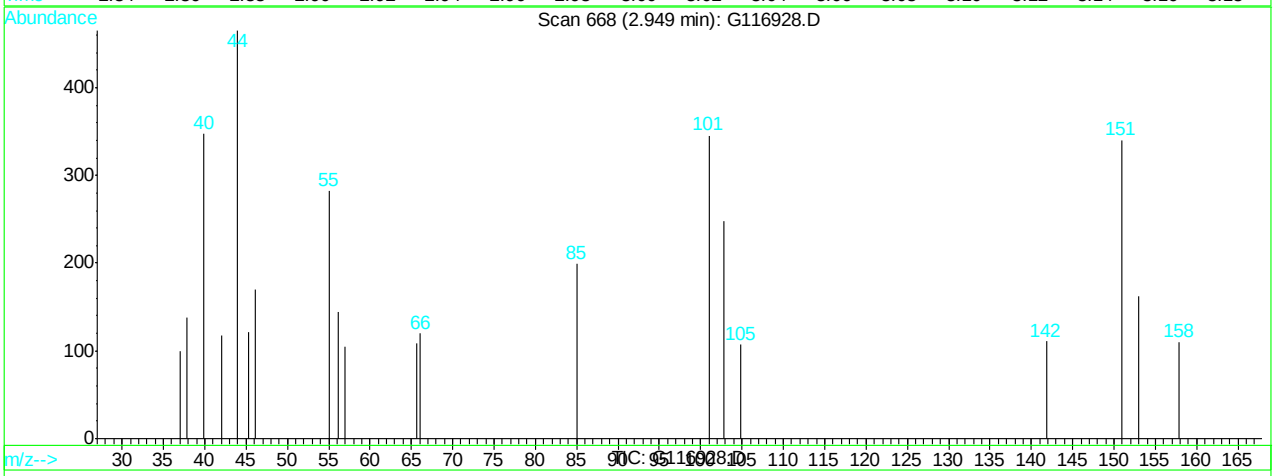

(13) freon-113 (M)

2.95min 0.55ppb

response 589

Ion	Exp%	Act%
101.00	100	100
151.00	75.40	98.55
85.00	43.70	57.68
0.00	0.00	0.00

G116928.D G120507T.M Tue May 08 11:00:18 2012

Quantitation Report (Qedit)

Data File : C:\HPCHEM\1\DATA\120507\G116928.D Vial: 5
Acq On : 7 May 2012 3:23 pm Operator: alit
Sample : ic4689-1.0 Inst : GCMS G
Misc : MS25756,MSG4689,,,,5,1 Multiplr: 1.00
MS Integration Params: RTEINT.P
Quant Time: May 8 11:00 2012 Quant Results File: temp.res

Method : C:\HPCHEM\1\METHODS\G120507T.M (RTE Integrator)
Title : SW-846 Method 8260
Last Update : Tue May 08 10:58:06 2012
Response via : Multiple Level Calibration

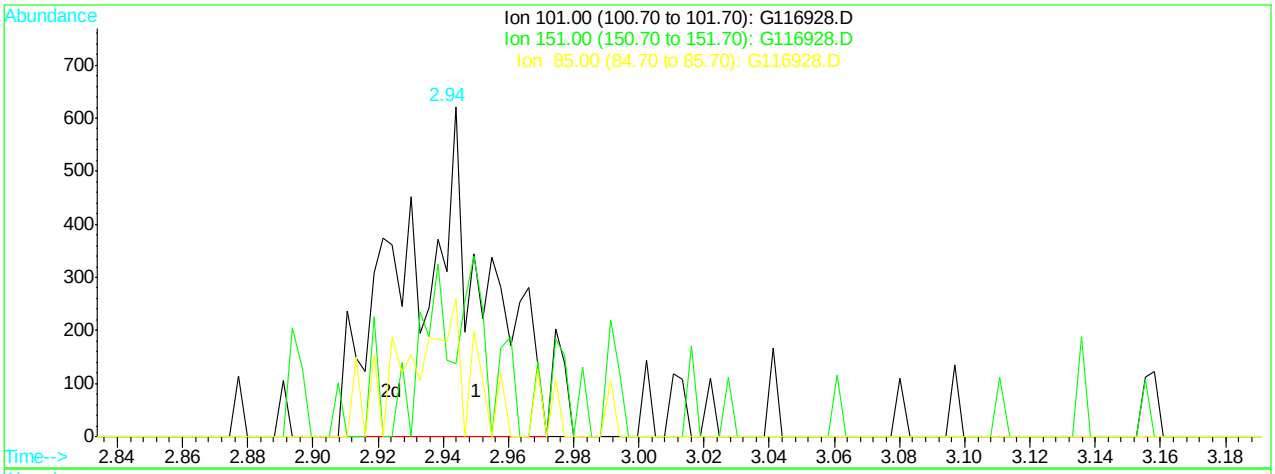

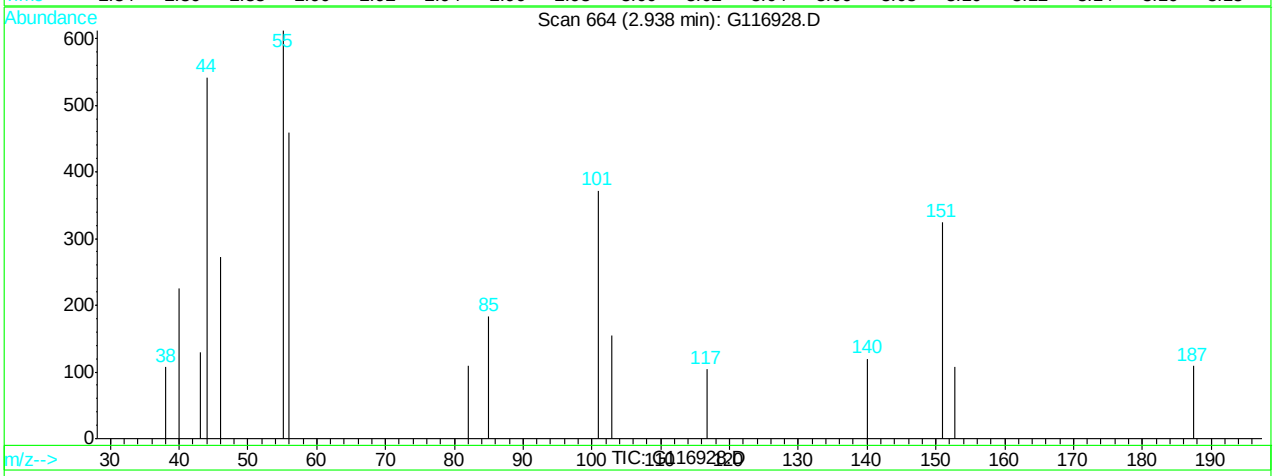

(13) freon-113 (M)

2.94min 0.96ppb m

response 1037

Ion	Exp%	Act%
101.00	100	100
151.00	75.40	87.37
85.00	43.70	49.46
0.00	0.00	0.00

G116928.D G120507T.M Tue May 08 11:00:23 2012

Quantitation Report (Qedit)

Data File : C:\HPCHEM\1\DATA\120507\G116928.D Vial: 5
Acq On : 7 May 2012 3:23 pm Operator: alit
Sample : ic4689-1.0 Inst : GCMS G
Misc : MS25756,MSG4689,,,,5,1 Multiplr: 1.00
MS Integration Params: RTEINT.P
Quant Time: May 8 11:00 2012 Quant Results File: temp.res

Method : C:\HPCHEM\1\METHODS\G120507T.M (RTE Integrator)
Title : SW-846 Method 8260
Last Update : Tue May 08 10:58:06 2012
Response via : Multiple Level Calibration

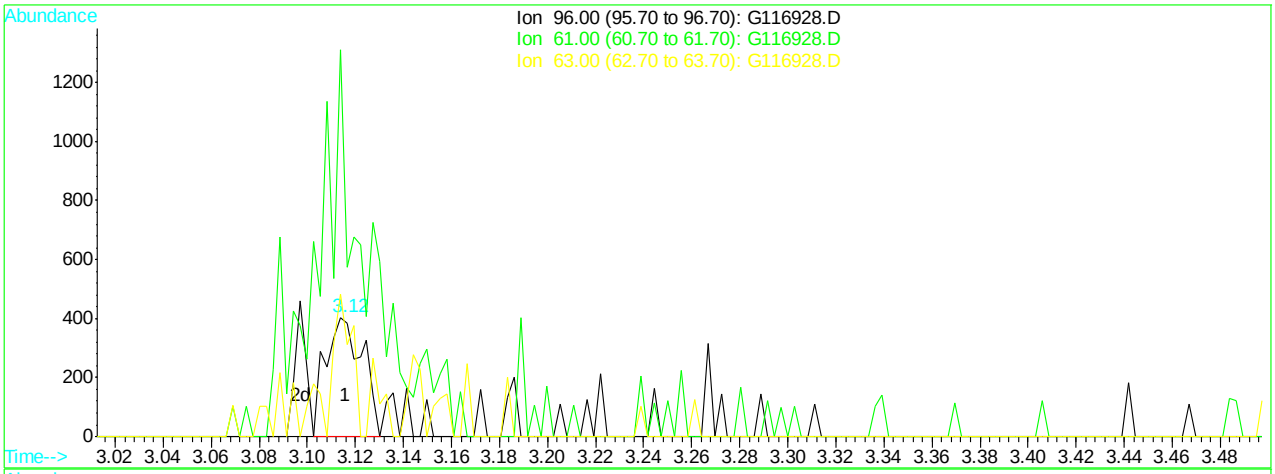

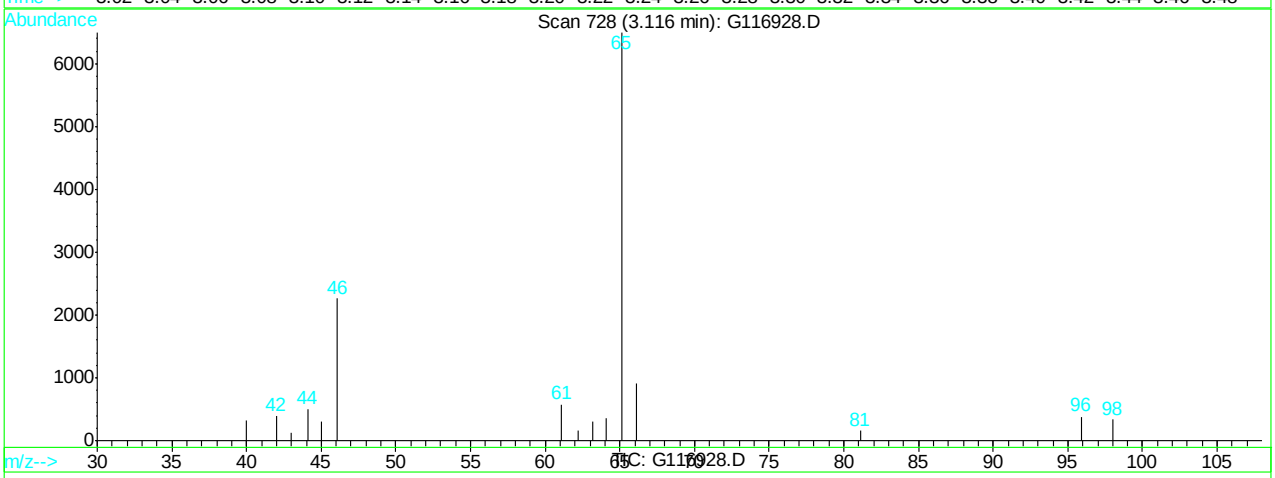

(15) 1,1-dichloroethene (c)

3.12min 0.46ppb

response 442

Ion	Exp%	Act%
96.00	100	100
61.00	174.50	0.00#
63.00	52.80	51.82
0.00	0.00	0.00

G116928.D G120507T.M Tue May 08 11:00:30 2012

Quantitation Report (Qedit)

Data File : C:\HPCHEM\1\DATA\120507\G116928.D Vial: 5
Acq On : 7 May 2012 3:23 pm Operator: alit
Sample : ic4689-1.0 Inst : GCMS G
Misc : MS25756,MSG4689,,,,5,1 Multiplr: 1.00
MS Integration Params: RTEINT.P
Quant Time: May 8 11:00 2012 Quant Results File: temp.res

Method : C:\HPCHEM\1\METHODS\G120507T.M (RTE Integrator)
Title : SW-846 Method 8260
Last Update : Tue May 08 10:58:06 2012
Response via : Multiple Level Calibration

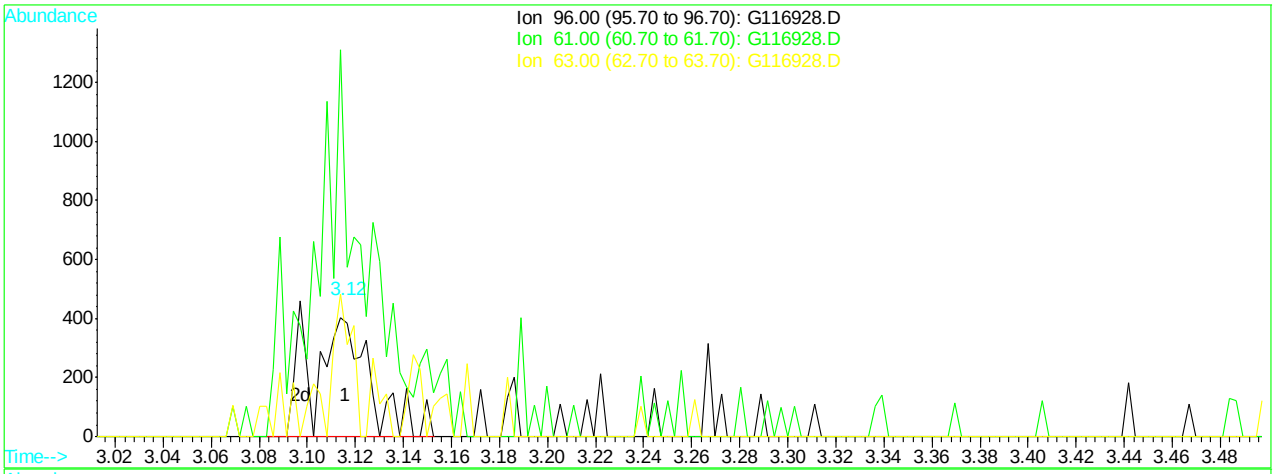

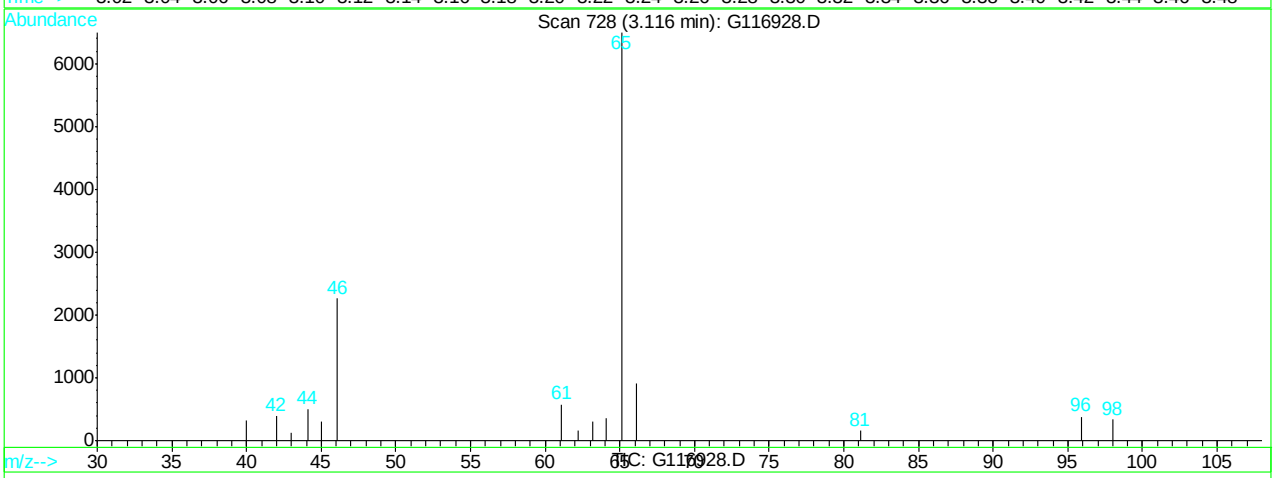

(15) 1,1-dichloroethene (c)

3.12min 0.71ppb m

response 681

Ion	Exp%	Act%
96.00	100	100
61.00	174.50	149.74
63.00	52.80	80.99
0.00	0.00	0.00

G116928.D G120507T.M Tue May 08 11:00:34 2012

Quantitation Report (Qedit)

Data File : C:\HPCHEM\1\DATA\120507\G116928.D Vial: 5
Acq On : 7 May 2012 3:23 pm Operator: alit
Sample : ic4689-1.0 Inst : GCMS G
Misc : MS25756,MSG4689,,,,5,1 Multiplr: 1.00
MS Integration Params: RTEINT.P
Quant Time: May 8 11:00 2012 Quant Results File: temp.res

Method : C:\HPCHEM\1\METHODS\G120507T.M (RTE Integrator)
Title : SW-846 Method 8260
Last Update : Tue May 08 10:58:06 2012
Response via : Multiple Level Calibration

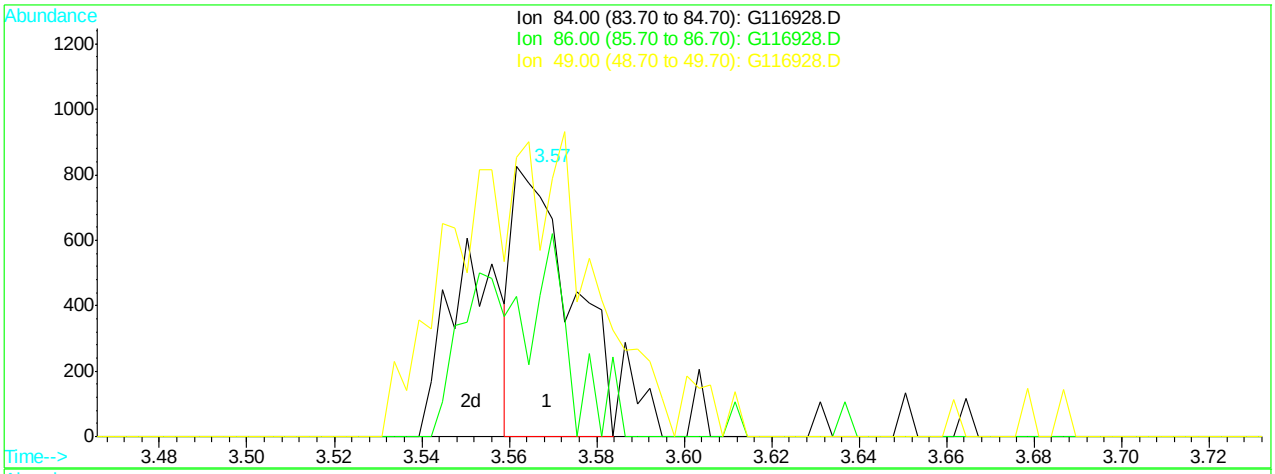

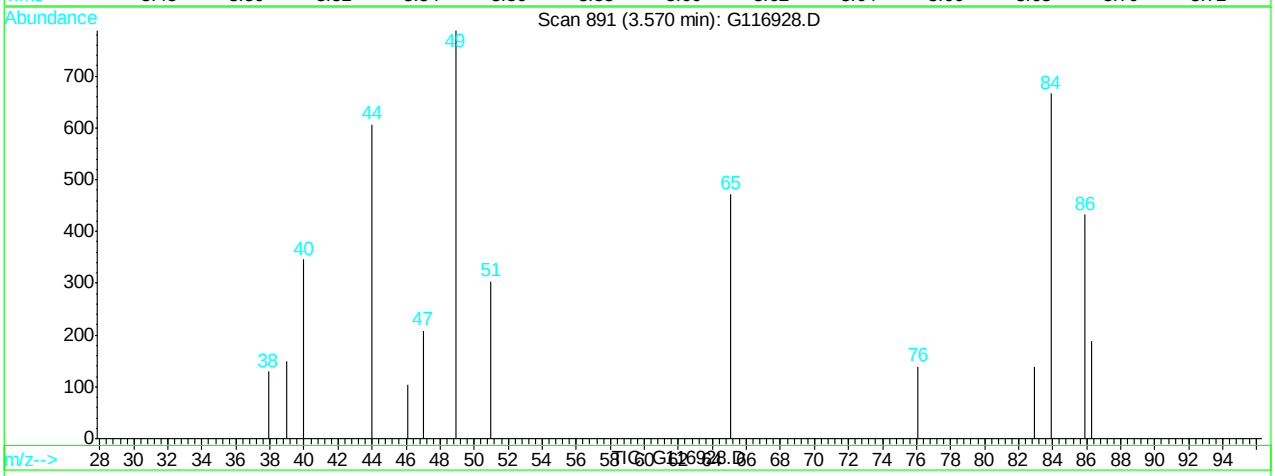

(18) methylene chloride (M)

3.57min 0.60ppb

response 766

Ion	Exp%	Act%
84.00	100	100
86.00	63.20	56.76
49.00	147.10	69.22#
0.00	0.00	0.00

G116928.D G120507T.M Tue May 08 11:00:42 2012

Quantitation Report (Qedit)

Data File : C:\HPCHEM\1\DATA\120507\G116928.D Vial: 5
Acq On : 7 May 2012 3:23 pm Operator: alit
Sample : ic4689-1.0 Inst : GCMS G
Misc : MS25756,MSG4689,,,,5,1 Multiplr: 1.00
MS Integration Params: RTEINT.P
Quant Time: May 8 11:00 2012 Quant Results File: temp.res

Method : C:\HPCHEM\1\METHODS\G120507T.M (RTE Integrator)
Title : SW-846 Method 8260
Last Update : Tue May 08 10:58:06 2012
Response via : Multiple Level Calibration

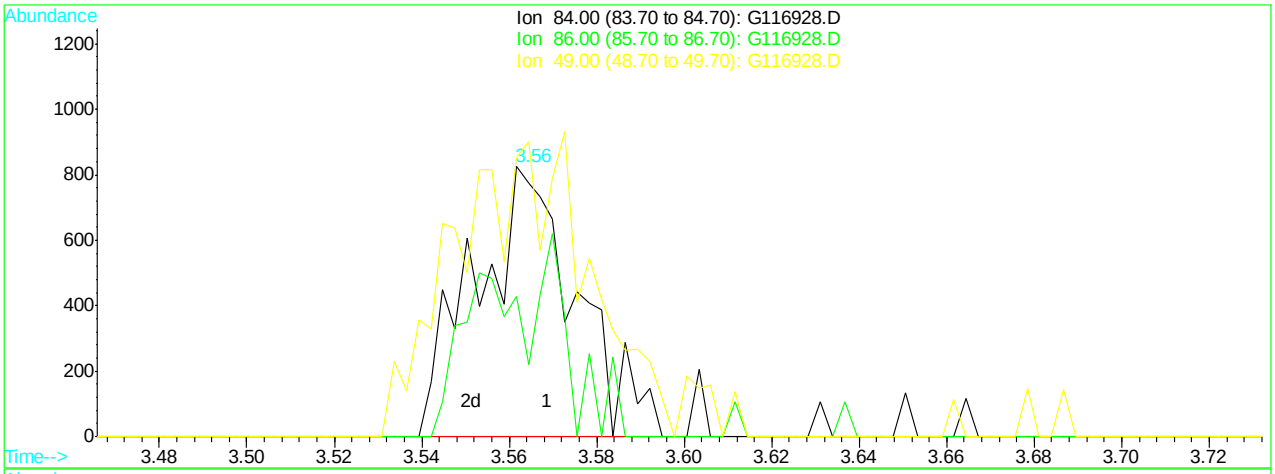

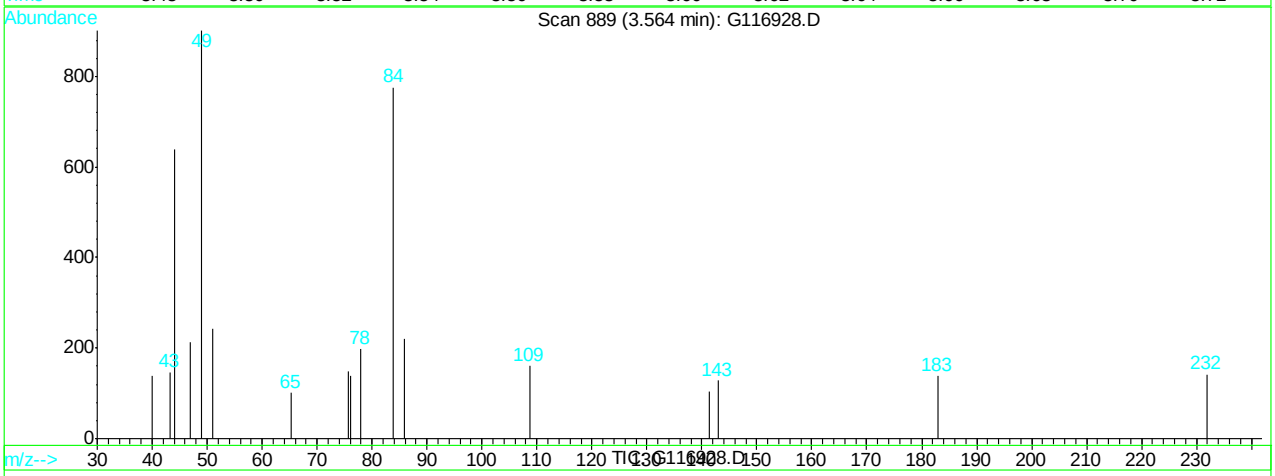

(18) methylene chloride (M)

3.56min 1.04ppb m

response 1335

Ion	Exp%	Act%
84.00	100	100
86.00	63.20	28.52#
49.00	147.10	116.26#
0.00	0.00	0.00

G116928.D G120507T.M Tue May 08 11:00:46 2012

Quantitation Report (Qedit)

Data File : C:\HPCHEM\1\DATA\120507\G116928.D Vial: 5
Acq On : 7 May 2012 3:23 pm Operator: alit
Sample : ic4689-1.0 Inst : GCMS G
Misc : MS25756,MSG4689,,,,5,1 Multiplr: 1.00
MS Integration Params: RTEINT.P
Quant Time: May 8 11:00 2012 Quant Results File: temp.res

Method : C:\HPCHEM\1\METHODS\G120507T.M (RTE Integrator)
Title : SW-846 Method 8260
Last Update : Tue May 08 10:58:06 2012
Response via : Multiple Level Calibration

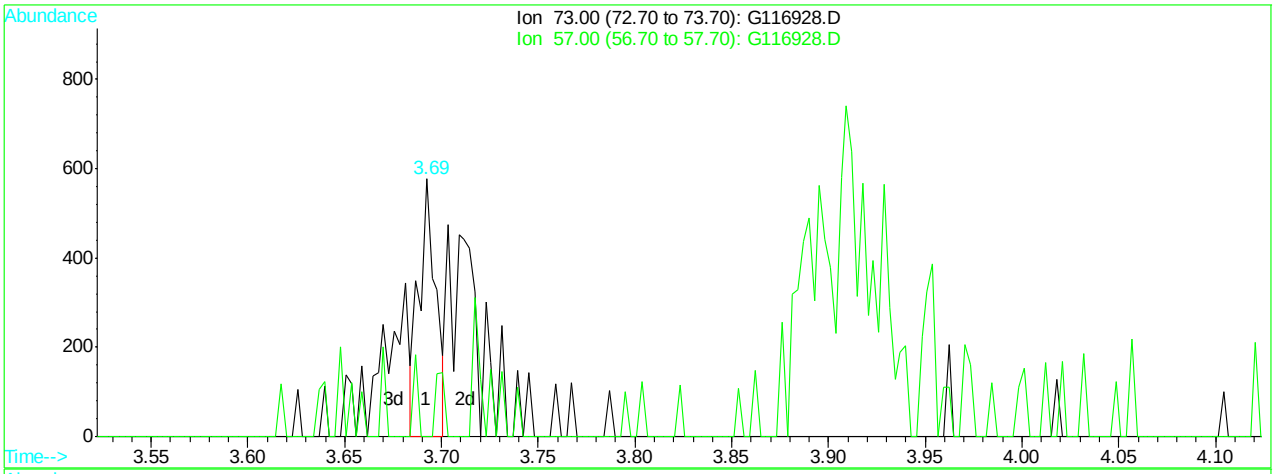

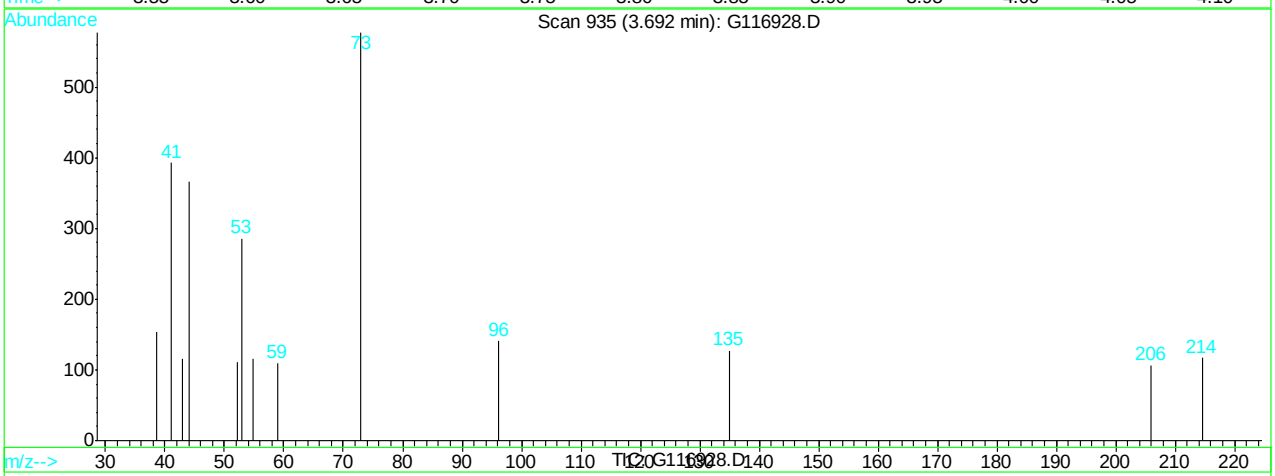

(19) methyl tert butyl ether (M)

3.69min 0.32ppb

response 346

Ion	Exp%	Act%
73.00	100	100
57.00	24.40	0.00
0.00	0.00	0.00
0.00	0.00	0.00

G116928.D G120507T.M Tue May 08 11:00:51 2012

Quantitation Report (Qedit)

Data File : C:\HPCHEM\1\DATA\120507\G116928.D Vial: 5
Acq On : 7 May 2012 3:23 pm Operator: alit
Sample : ic4689-1.0 Inst : GCMS G
Misc : MS25756,MSG4689,,,,5,1 Multiplr: 1.00
MS Integration Params: RTEINT.P
Quant Time: May 8 11:00 2012 Quant Results File: temp.res

Method : C:\HPCHEM\1\METHODS\G120507T.M (RTE Integrator)
Title : SW-846 Method 8260
Last Update : Tue May 08 10:58:06 2012
Response via : Multiple Level Calibration

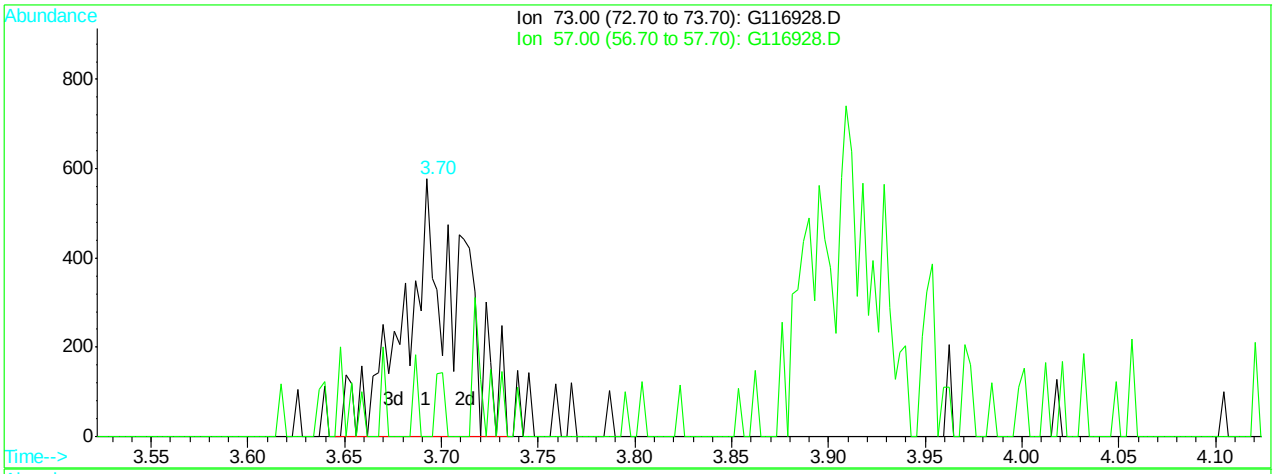

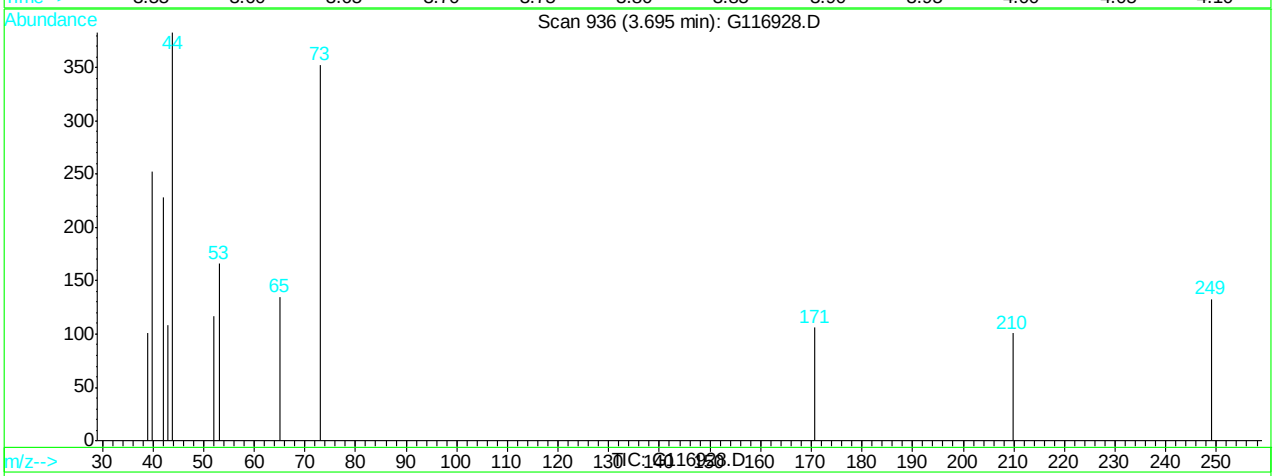

(19) methyl tert butyl ether (M)

3.70min 1.10ppb m

response 1182

Ion	Exp%	Act%
73.00	100	100
57.00	24.40	0.00
0.00	0.00	0.00
0.00	0.00	0.00

G116928.D G120507T.M Tue May 08 11:00:58 2012

Quantitation Report (Qedit)

Data File : C:\HPCHEM\1\DATA\120507\G116928.D Vial: 5
Acq On : 7 May 2012 3:23 pm Operator: alit
Sample : ic4689-1.0 Inst : GCMS G
Misc : MS25756,MSG4689,,,,5,1 Multiplr: 1.00
MS Integration Params: RTEINT.P
Quant Time: May 8 11:00 2012 Quant Results File: temp.res

Method : C:\HPCHEM\1\METHODS\G120507T.M (RTE Integrator)
Title : SW-846 Method 8260
Last Update : Tue May 08 10:58:06 2012
Response via : Multiple Level Calibration

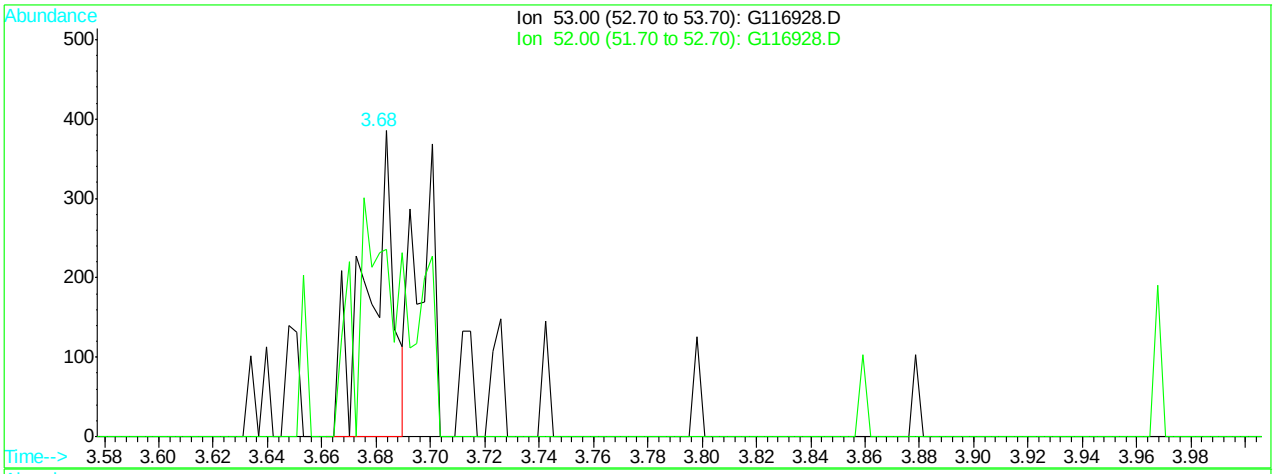

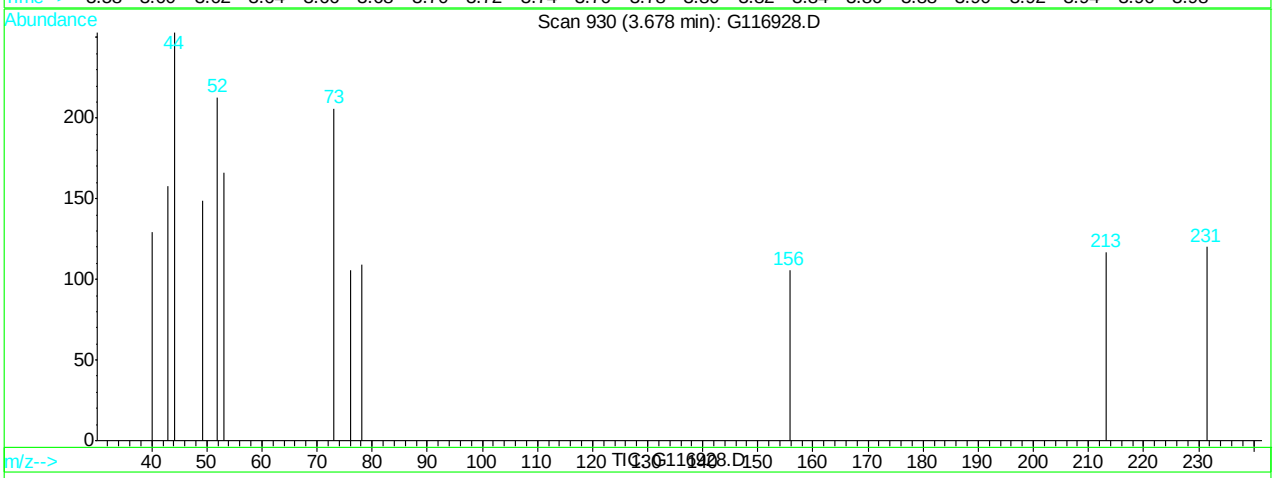

(20) acrylonitrile (M)

3.68min 0.46ppb

response 264

Ion	Exp%	Act%
53.00	100	100
52.00	74.00	128.31#
0.00	0.00	0.00
0.00	0.00	0.00

G116928.D G120507T.M Tue May 08 11:01:03 2012

Quantitation Report (Qedit)

Data File : C:\HPCHEM\1\DATA\120507\G116928.D Vial: 5
Acq On : 7 May 2012 3:23 pm Operator: alit
Sample : ic4689-1.0 Inst : GCMS G
Misc : MS25756,MSG4689,,,,5,1 Multiplr: 1.00
MS Integration Params: RTEINT.P
Quant Time: May 8 11:01 2012 Quant Results File: temp.res

Method : C:\HPCHEM\1\METHODS\G120507T.M (RTE Integrator)
Title : SW-846 Method 8260
Last Update : Tue May 08 10:58:06 2012
Response via : Multiple Level Calibration

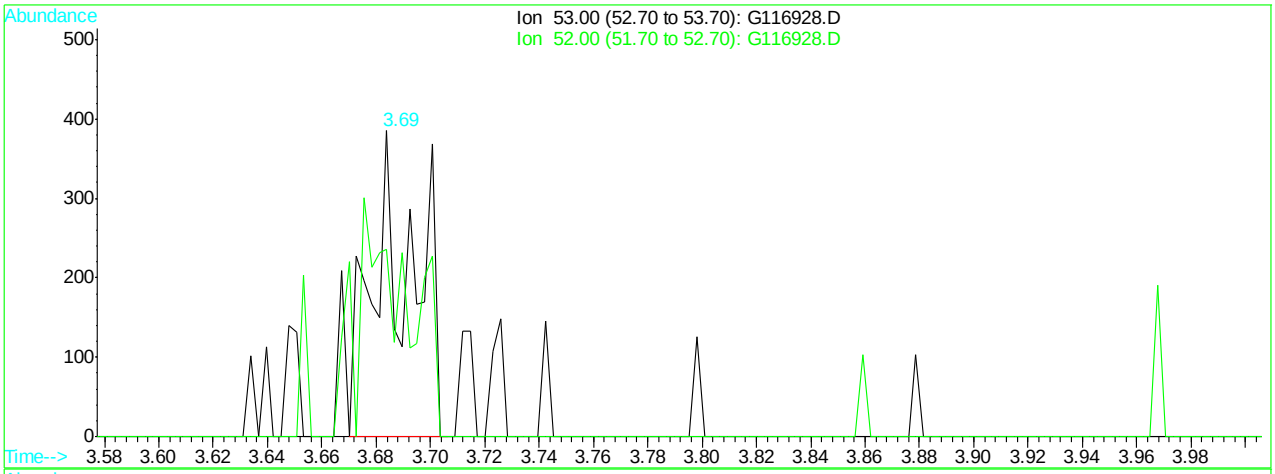

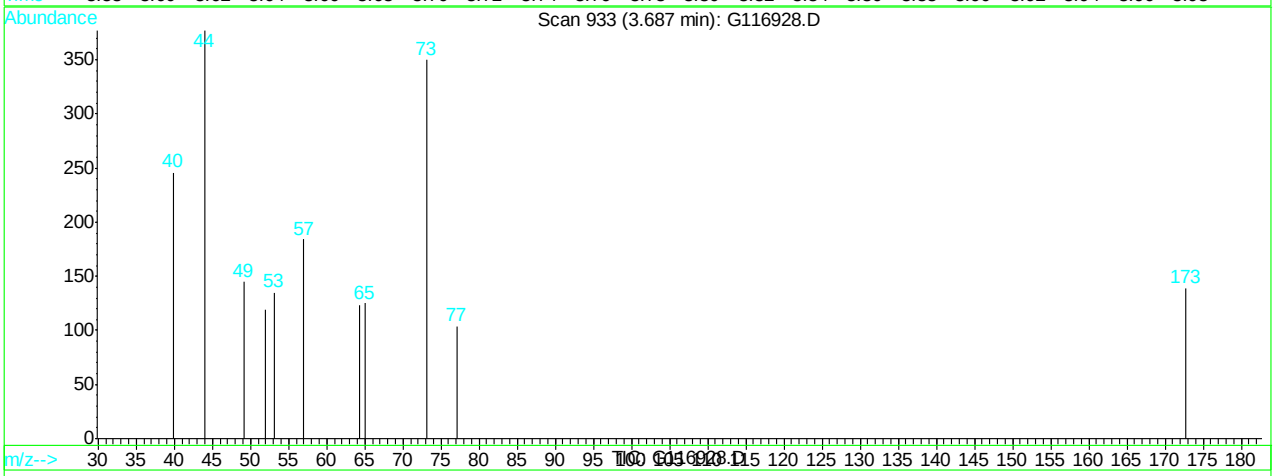

(20) acrylonitrile (M)

3.69min 0.69ppb m

response 395

Ion	Exp%	Act%
53.00	100	100
52.00	74.00	88.15
0.00	0.00	0.00
0.00	0.00	0.00

G116928.D G120507T.M Tue May 08 11:01:06 2012

Quantitation Report (Qedit)

Data File : C:\HPCHEM\1\DATA\120507\G116928.D Vial: 5
Acq On : 7 May 2012 3:23 pm Operator: alit
Sample : ic4689-1.0 Inst : GCMS G
Misc : MS25756,MSG4689,,,,5,1 Multiplr: 1.00
MS Integration Params: RTEINT.P
Quant Time: May 8 11:01 2012 Quant Results File: temp.res

Method : C:\HPCHEM\1\METHODS\G120507T.M (RTE Integrator)
Title : SW-846 Method 8260
Last Update : Tue May 08 10:58:06 2012
Response via : Multiple Level Calibration

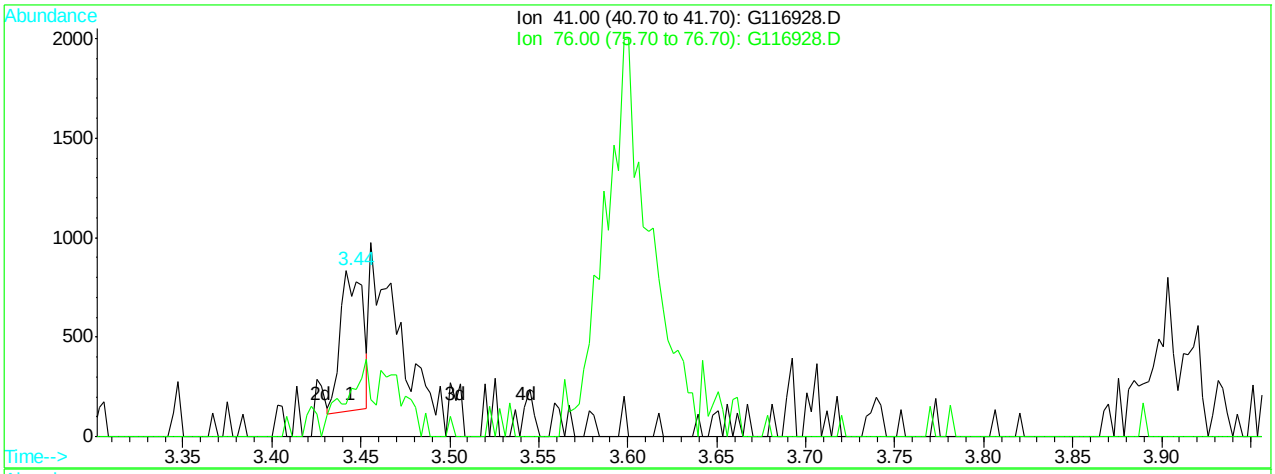

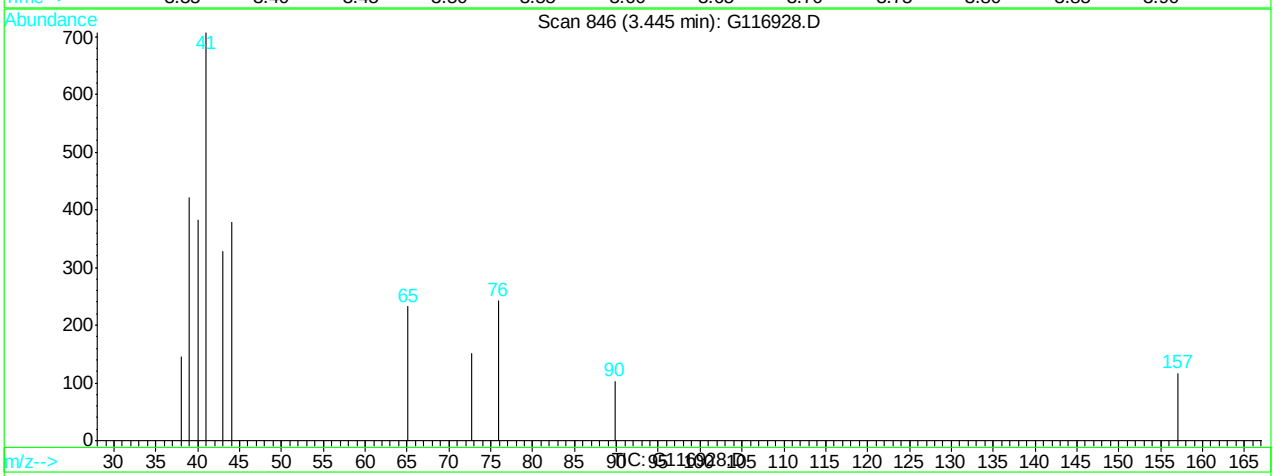

(21) allyl chloride (M)

3.44min 0.27ppb

response 612

Ion	Exp%	Act%
41.00	100	100
76.00	30.80	23.24
0.00	0.00	0.00
0.00	0.00	0.00

G116928.D G120507T.M Tue May 08 11:01:11 2012

Quantitation Report (Qedit)

Data File : C:\HPCHEM\1\DATA\120507\G116928.D Vial: 5
Acq On : 7 May 2012 3:23 pm Operator: alit
Sample : ic4689-1.0 Inst : GCMS G
Misc : MS25756,MSG4689,,,,5,1 Multiplr: 1.00
MS Integration Params: RTEINT.P
Quant Time: May 8 11:01 2012 Quant Results File: temp.res

Method : C:\HPCHEM\1\METHODS\G120507T.M (RTE Integrator)
Title : SW-846 Method 8260
Last Update : Tue May 08 10:58:06 2012
Response via : Multiple Level Calibration

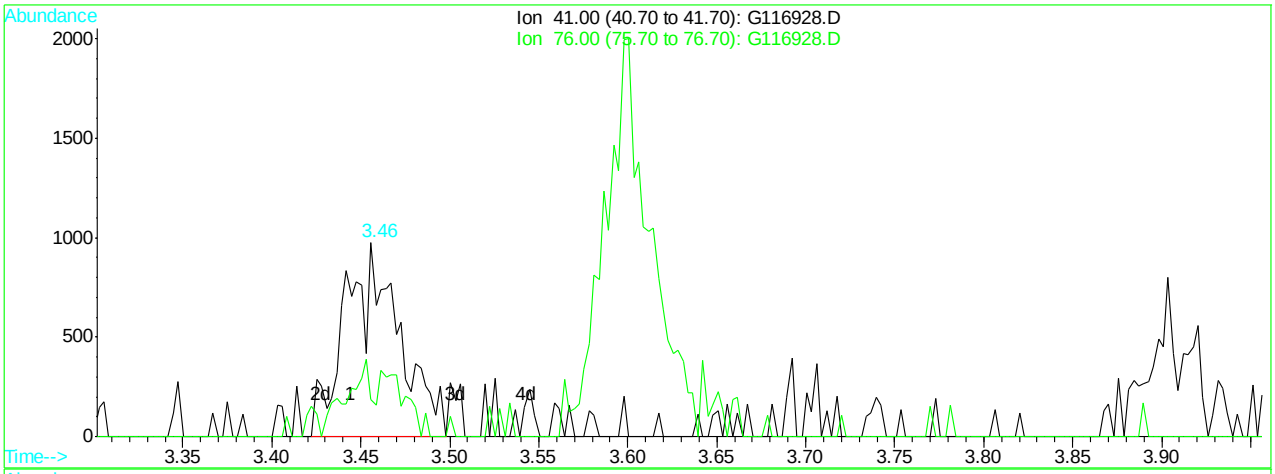

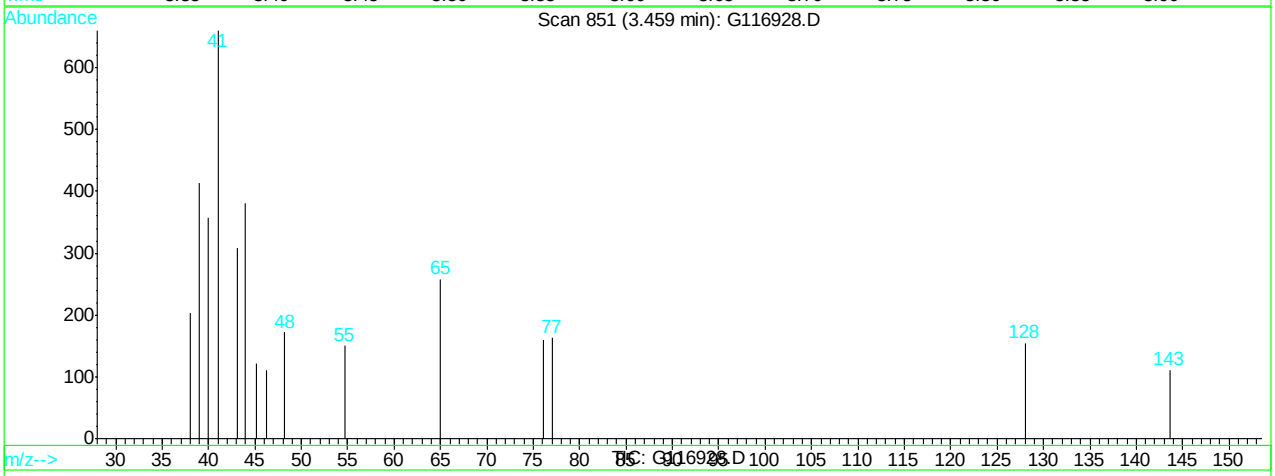

(21) allyl chloride (M)

3.46min 0.93ppb m

response 2068

Ion	Exp%	Act%
41.00	100	100
76.00	30.80	24.09
0.00	0.00	0.00
0.00	0.00	0.00

G116928.D G120507T.M Tue May 08 11:01:15 2012

Quantitation Report (Qedit)

Data File : C:\HPCHEM\1\DATA\120507\G116928.D Vial: 5
Acq On : 7 May 2012 3:23 pm Operator: alit
Sample : ic4689-1.0 Inst : GCMS G
Misc : MS25756,MSG4689,,,,5,1 Multiplr: 1.00
MS Integration Params: RTEINT.P
Quant Time: May 8 11:01 2012 Quant Results File: temp.res

Method : C:\HPCHEM\1\METHODS\G120507T.M (RTE Integrator)
Title : SW-846 Method 8260
Last Update : Tue May 08 10:58:06 2012
Response via : Multiple Level Calibration

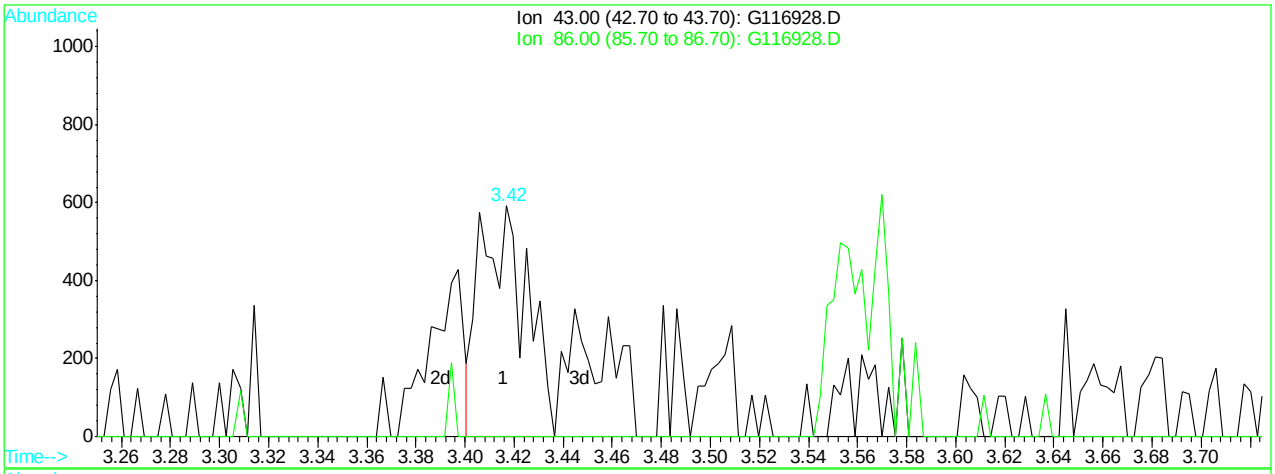

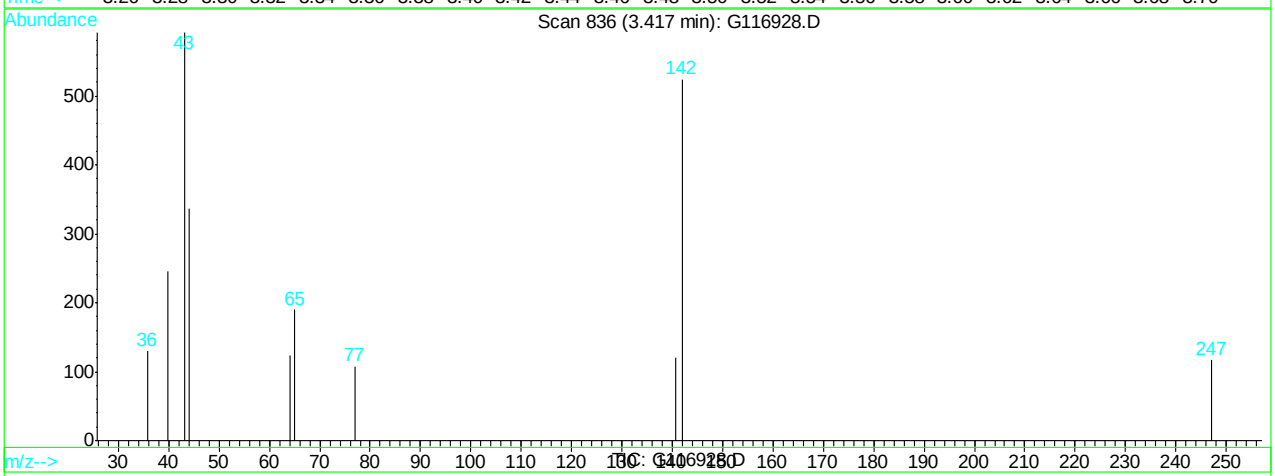

(26) vinyl acetate (M)

3.42min 0.58ppb

response 782

Ion	Exp%	Act%
43.00	100	100
86.00	0.00	0.00
0.00	0.00	0.00
0.00	0.00	0.00

G116928.D G120507T.M Tue May 08 11:01:23 2012

Quantitation Report (Qedit)

Data File : C:\HPCHEM\1\DATA\120507\G116928.D Vial: 5
Acq On : 7 May 2012 3:23 pm Operator: alit
Sample : ic4689-1.0 Inst : GCMS G
Misc : MS25756,MSG4689,,,,5,1 Multiplr: 1.00
MS Integration Params: RTEINT.P
Quant Time: May 8 11:01 2012 Quant Results File: temp.res

Method : C:\HPCHEM\1\METHODS\G120507T.M (RTE Integrator)
Title : SW-846 Method 8260
Last Update : Tue May 08 10:58:06 2012
Response via : Multiple Level Calibration

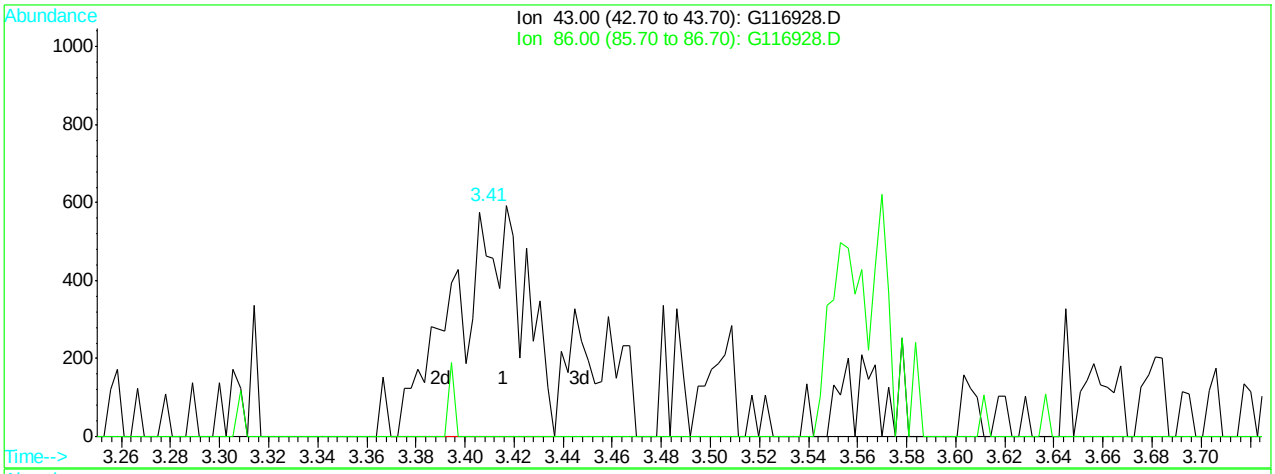

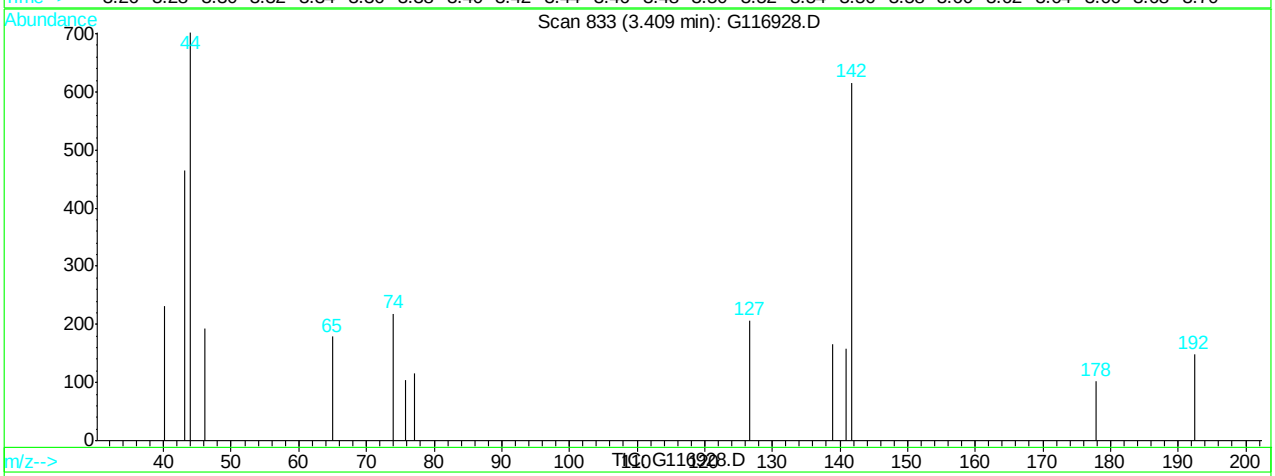

(26) vinyl acetate (M)

3.41min 0.87ppb m

response 1183

Ion	Exp%	Act%
43.00	100	100
86.00	0.00	0.00
0.00	0.00	0.00
0.00	0.00	0.00

G116928.D G120507T.M Tue May 08 11:01:28 2012

Quantitation Report (Qedit)

Data File : C:\HPCHEM\1\DATA\120507\G116928.D Vial: 5
Acq On : 7 May 2012 3:23 pm Operator: alit
Sample : ic4689-1.0 Inst : GCMS G
Misc : MS25756,MSG4689,,,,5,1 Multiplr: 1.00
MS Integration Params: RTEINT.P
Quant Time: May 8 11:01 2012 Quant Results File: temp.res

Method : C:\HPCHEM\1\METHODS\G120507T.M (RTE Integrator)
Title : SW-846 Method 8260
Last Update : Tue May 08 10:58:06 2012
Response via : Multiple Level Calibration

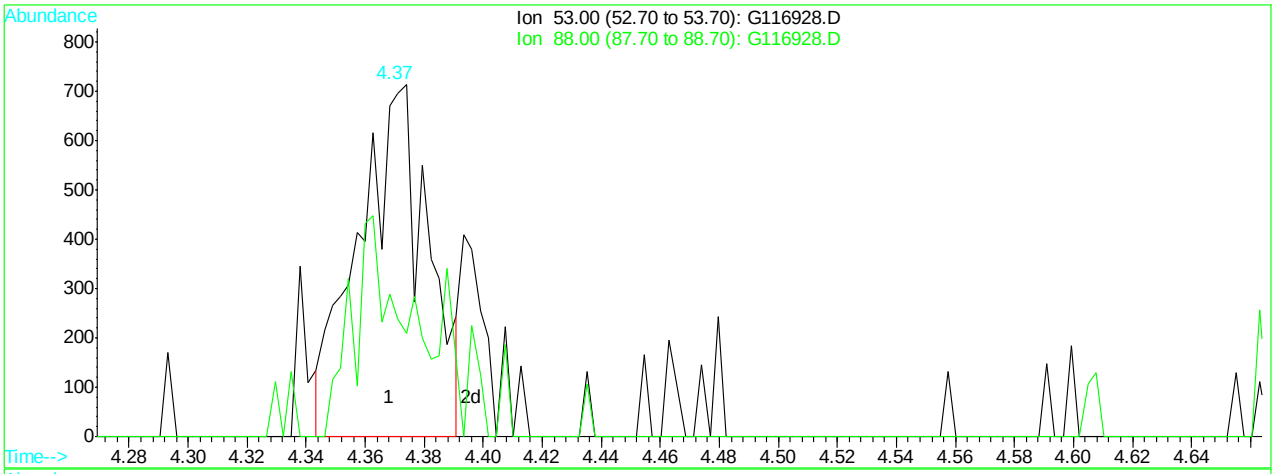

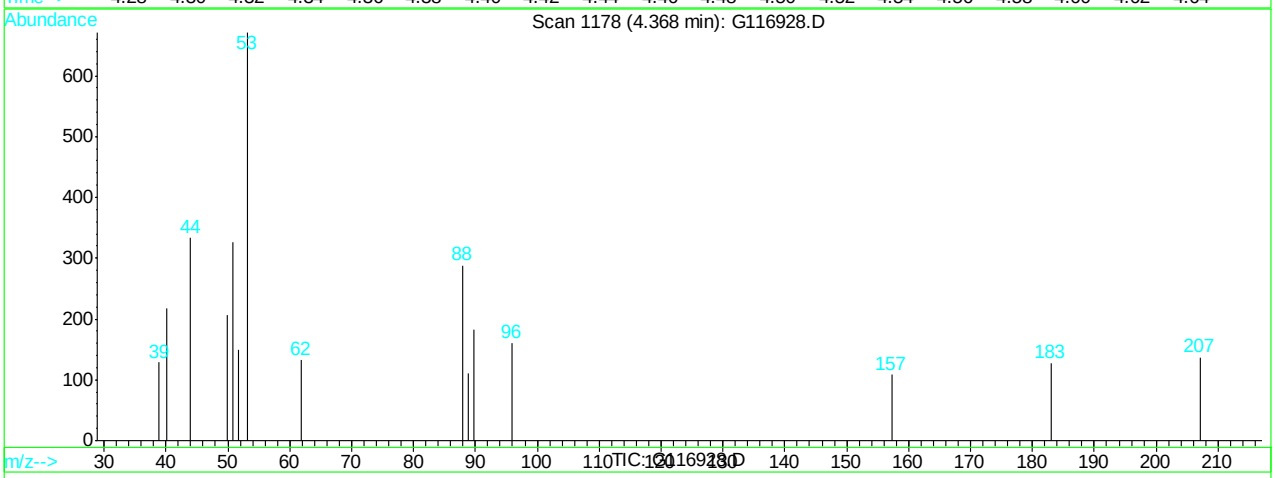

(27) chloroprene (M)

4.37min 0.63ppb

response 1149

Ion	Exp%	Act%
53.00	100	100
88.00	51.50	53.73
0.00	0.00	0.00
0.00	0.00	0.00

G116928.D G120507T.M Tue May 08 11:01:34 2012

Quantitation Report (Qedit)

Data File : C:\HPCHEM\1\DATA\120507\G116928.D Vial: 5
Acq On : 7 May 2012 3:23 pm Operator: alit
Sample : ic4689-1.0 Inst : GCMS G
Misc : MS25756,MSG4689,,,,5,1 Multiplr: 1.00
MS Integration Params: RTEINT.P
Quant Time: May 8 11:01 2012 Quant Results File: temp.res

Method : C:\HPCHEM\1\METHODS\G120507T.M (RTE Integrator)
Title : SW-846 Method 8260
Last Update : Tue May 08 10:58:06 2012
Response via : Multiple Level Calibration

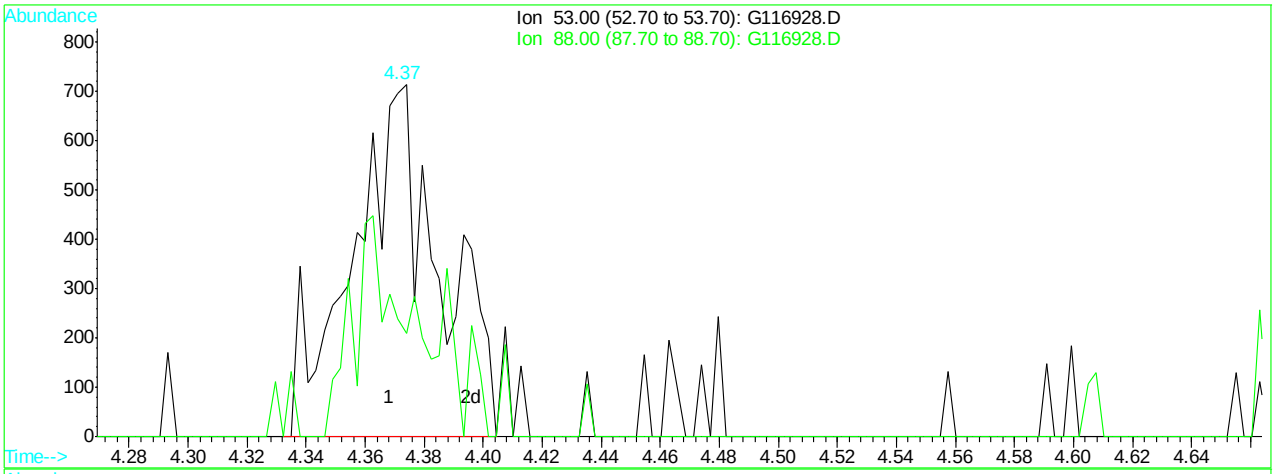

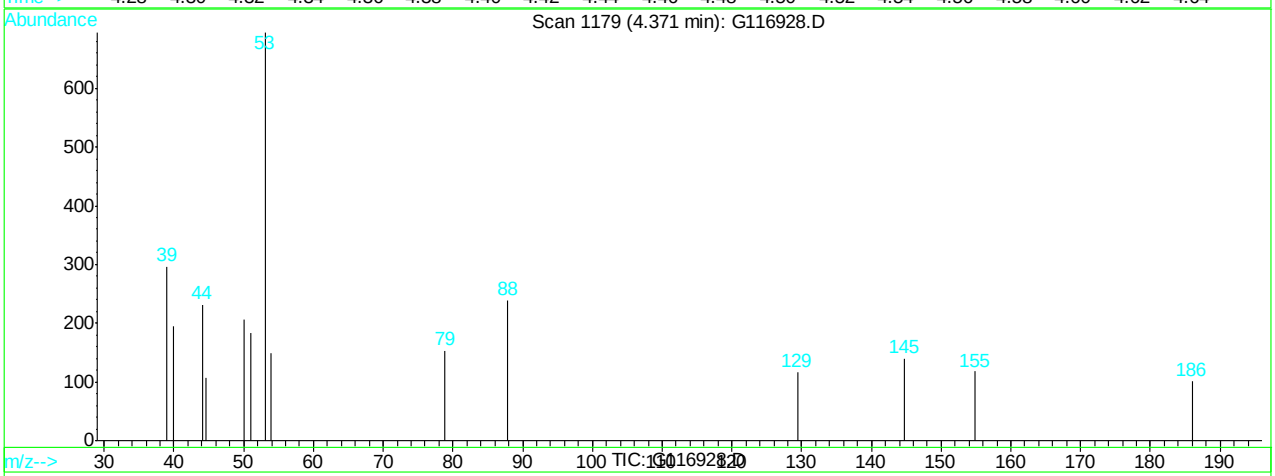

(27) chloroprene (M)

4.37min 0.79ppb m

response 1455

Ion	Exp%	Act%
53.00	100	100
88.00	51.50	34.39
0.00	0.00	0.00
0.00	0.00	0.00

G116928.D G120507T.M Tue May 08 11:01:38 2012

Quantitation Report (Qedit)

Data File : C:\HPCHEM\1\DATA\120507\G116928.D Vial: 5
Acq On : 7 May 2012 3:23 pm Operator: alit
Sample : ic4689-1.0 Inst : GCMS G
Misc : MS25756,MSG4689,,,,5,1 Multiplr: 1.00
MS Integration Params: RTEINT.P
Quant Time: May 8 11:01 2012 Quant Results File: temp.res

Method : C:\HPCHEM\1\METHODS\G120507T.M (RTE Integrator)
Title : SW-846 Method 8260
Last Update : Tue May 08 10:58:06 2012
Response via : Multiple Level Calibration

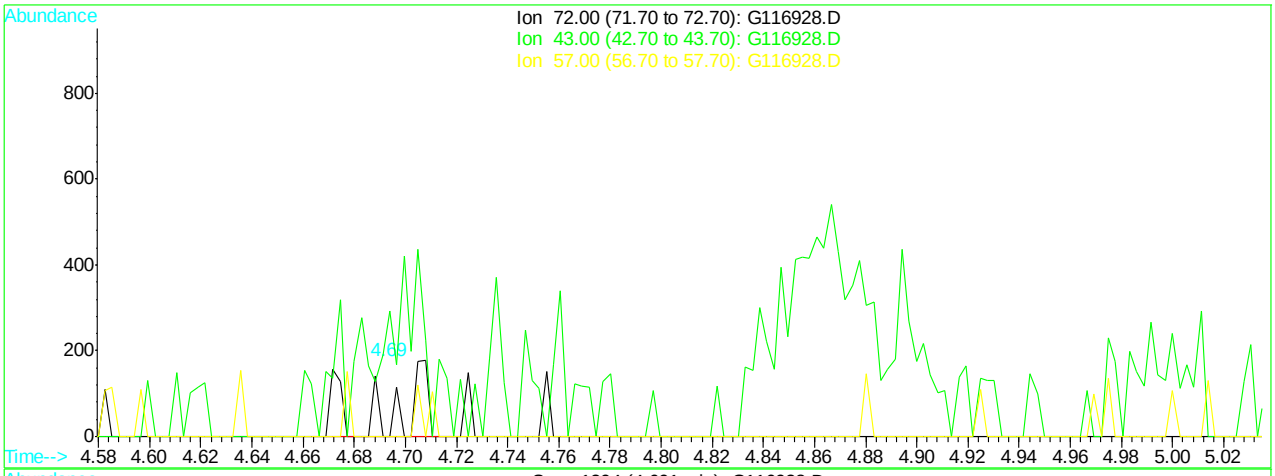

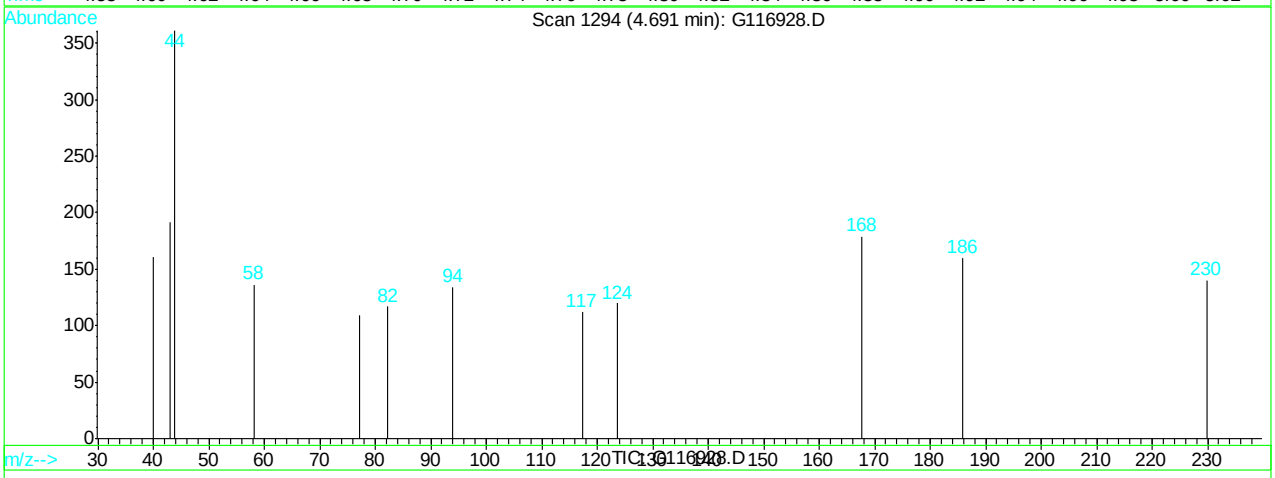

(30) 2-butanone (M)

4.69min 1.03ppb m

response 149

Ion	Exp%	Act%
72.00	100	100
43.00	385.20	19100.00#
57.00	26.20	0.00
0.00	0.00	0.00

G116928.D G120507T.M Tue May 08 11:01:50 2012

Quantitation Report (Qedit)

Data File : C:\HPCHEM\1\DATA\120507\G116928.D Vial: 5
Acq On : 7 May 2012 3:23 pm Operator: alit
Sample : ic4689-1.0 Inst : GCMS G
Misc : MS25756,MSG4689,,,,5,1 Multiplr: 1.00
MS Integration Params: RTEINT.P
Quant Time: May 8 11:01 2012 Quant Results File: temp.res

Method : C:\HPCHEM\1\METHODS\G120507T.M (RTE Integrator)
Title : SW-846 Method 8260
Last Update : Tue May 08 10:58:06 2012
Response via : Multiple Level Calibration

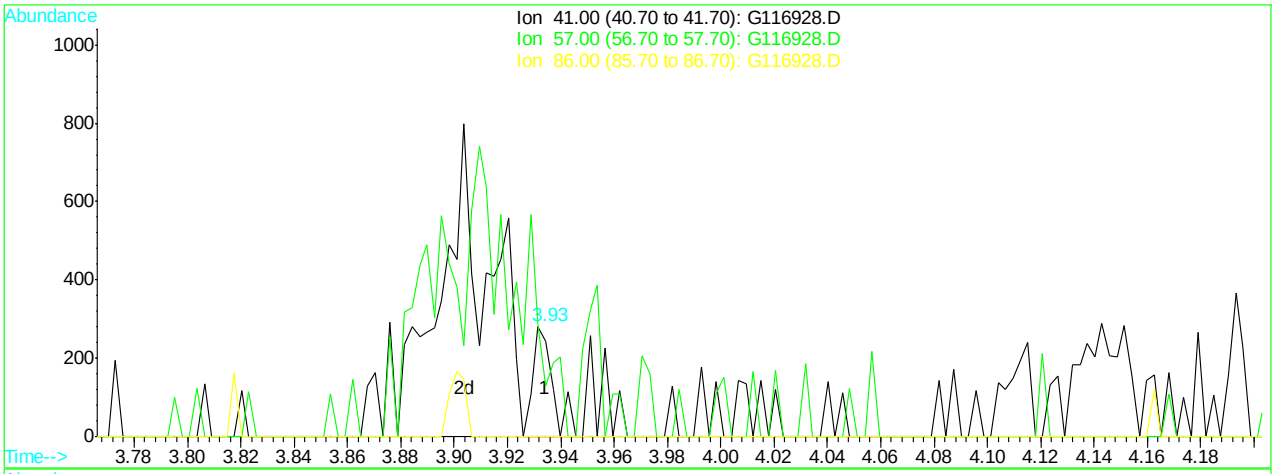

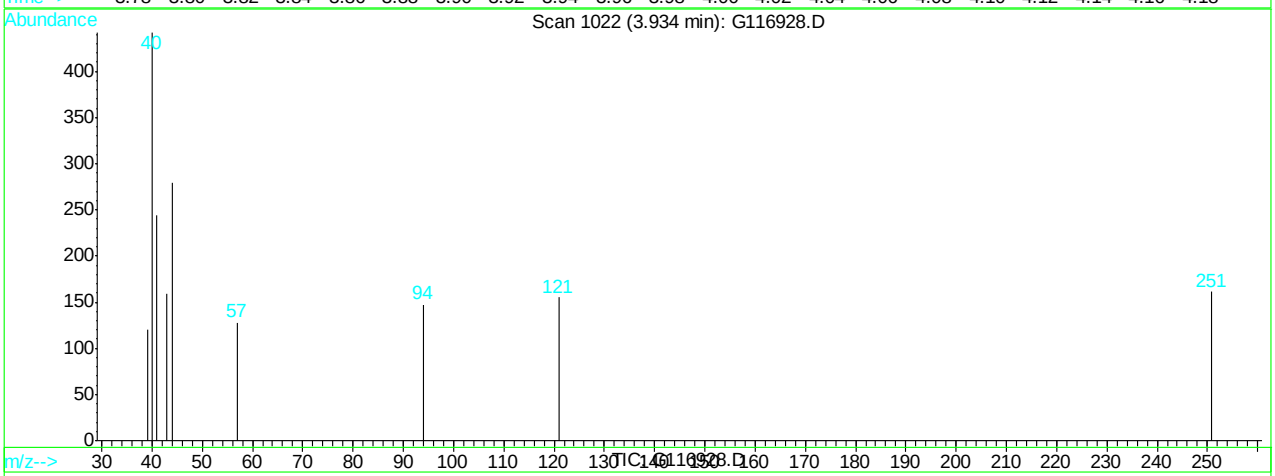

(32) Hexane (M)

3.93min 0.11ppb

response 145

Ion	Exp%	Act%
41.00	100	100
57.00	145.60	52.46#
86.00	17.10	0.00#
0.00	0.00	0.00

G116928.D G120507T.M Tue May 08 11:01:59 2012

Quantitation Report (Qedit)

Data File : C:\HPCHEM\1\DATA\120507\G116928.D Vial: 5
Acq On : 7 May 2012 3:23 pm Operator: alit
Sample : ic4689-1.0 Inst : GCMS G
Misc : MS25756,MSG4689,,,,5,1 Multiplr: 1.00
MS Integration Params: RTEINT.P
Quant Time: May 8 11:02 2012 Quant Results File: temp.res

Method : C:\HPCHEM\1\METHODS\G120507T.M (RTE Integrator)
Title : SW-846 Method 8260
Last Update : Tue May 08 10:58:06 2012
Response via : Multiple Level Calibration

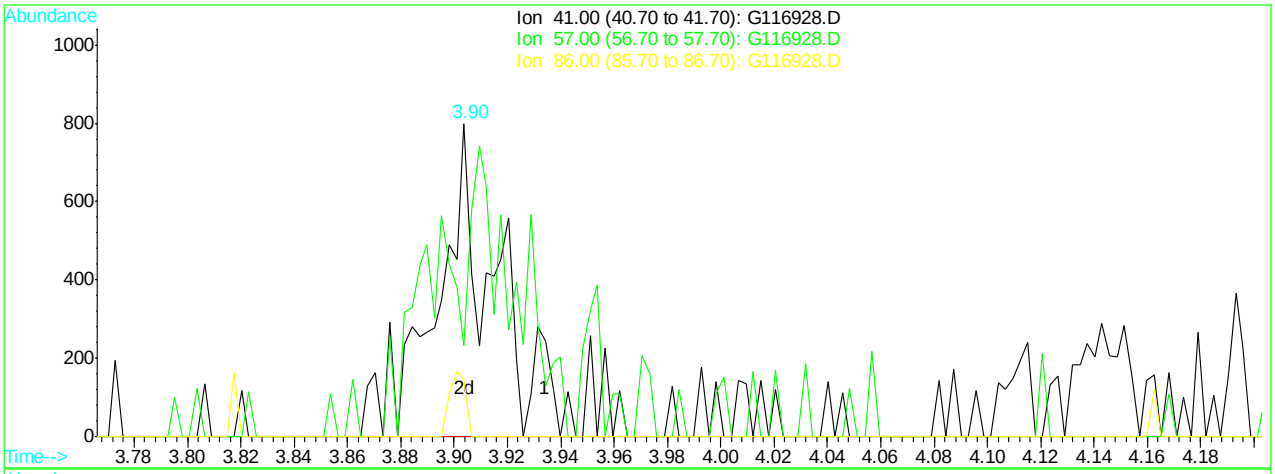

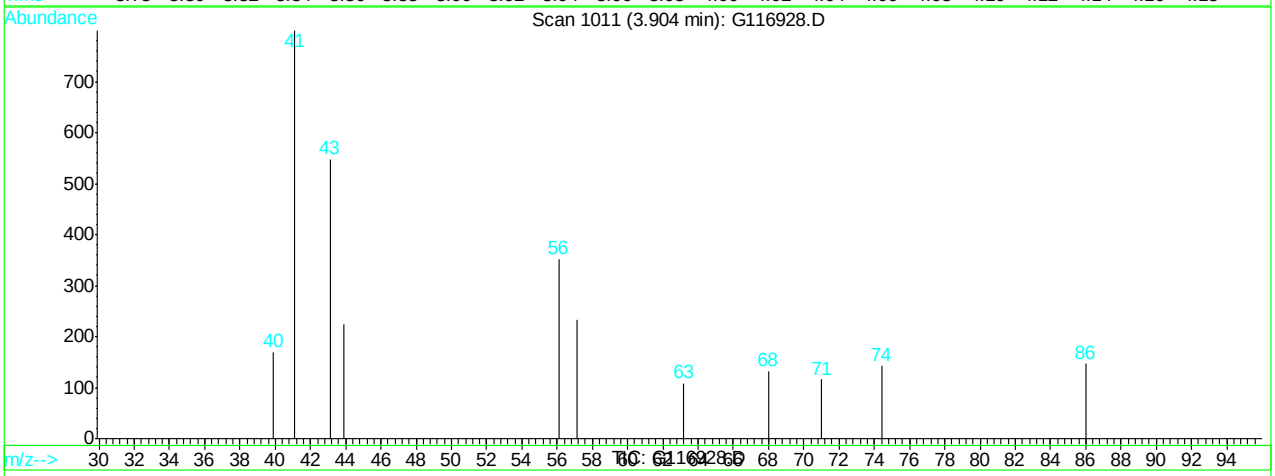

(32) Hexane (M)

3.90min 0.92ppb m

response 1239

Ion	Exp%	Act%
41.00	100	100
57.00	145.60	29.00#
86.00	17.10	18.38
0.00	0.00	0.00

G116928.D G120507T.M Tue May 08 11:02:04 2012

Quantitation Report (Qedit)

Data File : C:\HPCHEM\1\DATA\120507\G116928.D Vial: 5
Acq On : 7 May 2012 3:23 pm Operator: alit
Sample : ic4689-1.0 Inst : GCMS G
Misc : MS25756,MSG4689,,,,5,1 Multiplr: 1.00
MS Integration Params: RTEINT.P
Quant Time: May 8 11:02 2012 Quant Results File: temp.res

Method : C:\HPCHEM\1\METHODS\G120507T.M (RTE Integrator)
Title : SW-846 Method 8260
Last Update : Tue May 08 10:58:06 2012
Response via : Multiple Level Calibration

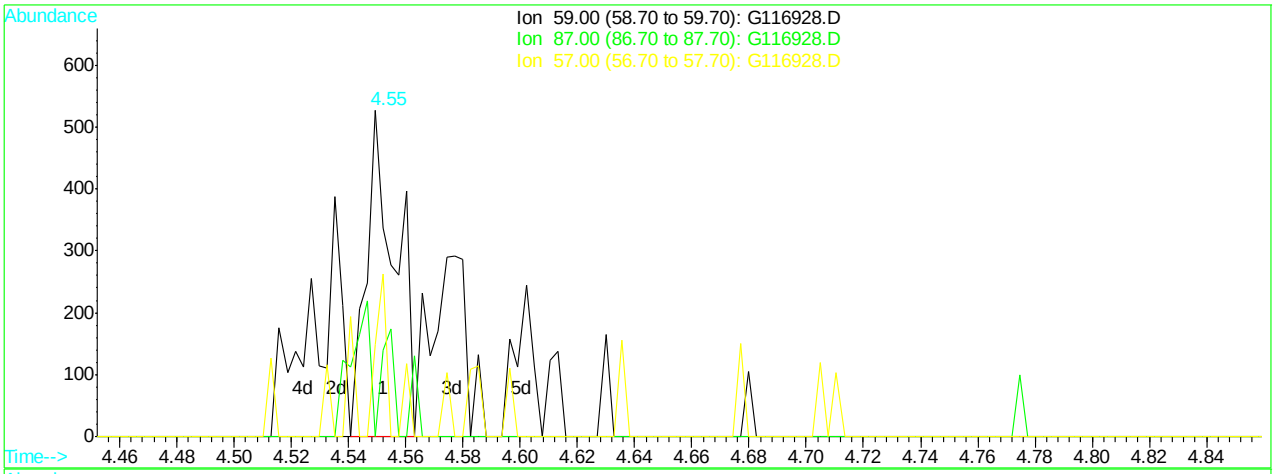

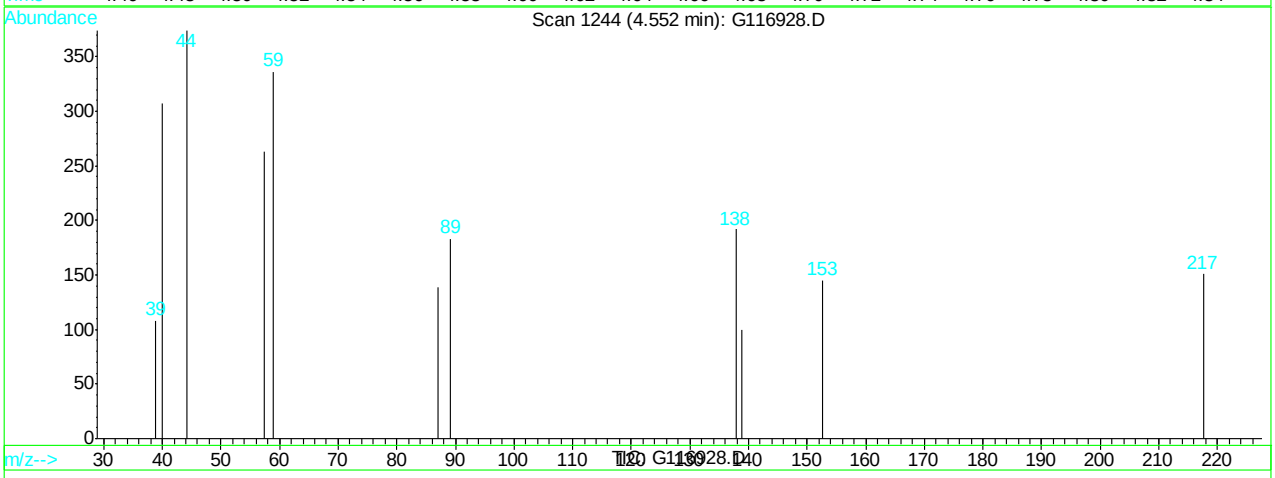

(34) tert-butyl ethyl ether (M)

4.55min 0.62ppb

response 376

Ion	Exp%	Act%
59.00	100	100
87.00	38.10	7.74#
57.00	37.60	78.27#
0.00	0.00	0.00

G116928.D G120507T.M Tue May 08 11:02:10 2012

Quantitation Report (Qedit)

Data File : C:\HPCHEM\1\DATA\120507\G116928.D Vial: 5
Acq On : 7 May 2012 3:23 pm Operator: alit
Sample : ic4689-1.0 Inst : GCMS G
Misc : MS25756,MSG4689,,,,5,1 Multiplr: 1.00
MS Integration Params: RTEINT.P
Quant Time: May 8 11:02 2012 Quant Results File: temp.res

Method : C:\HPCHEM\1\METHODS\G120507T.M (RTE Integrator)
Title : SW-846 Method 8260
Last Update : Tue May 08 10:58:06 2012
Response via : Multiple Level Calibration

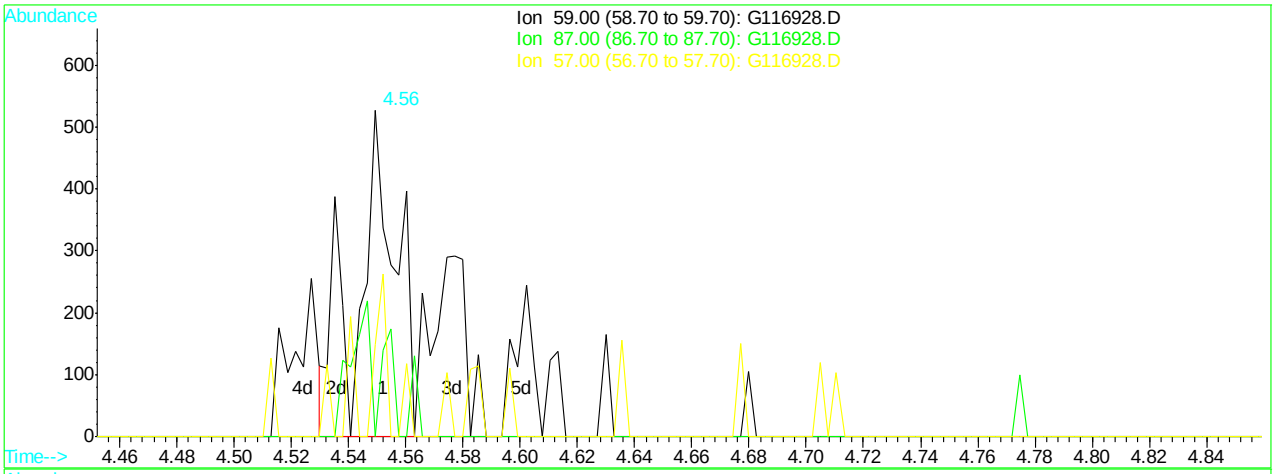

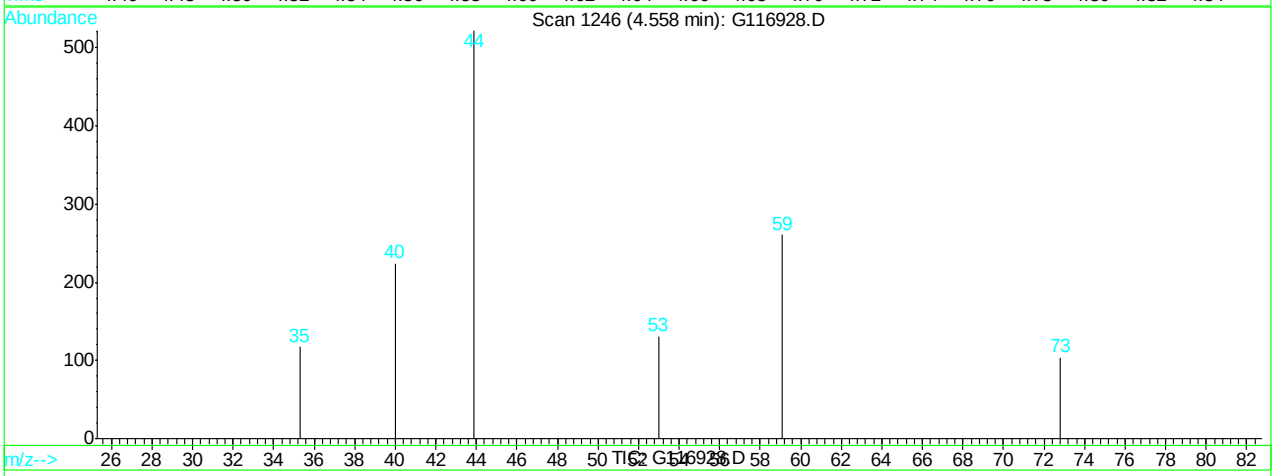

(34) tert-butyl ethyl ether (M)

4.56min 1.23ppb m

response 750

Ion	Exp%	Act%
59.00	100	100
87.00	38.10	0.00#
57.00	37.60	0.00#
0.00	0.00	0.00

G116928.D G120507T.M Tue May 08 11:02:38 2012

Quantitation Report (Qedit)

Data File : C:\HPCHEM\1\DATA\120507\G116928.D Vial: 5
Acq On : 7 May 2012 3:23 pm Operator: alit
Sample : ic4689-1.0 Inst : GCMS G
Misc : MS25756,MSG4689,,,,5,1 Multiplr: 1.00
MS Integration Params: RTEINT.P
Quant Time: May 8 11:02 2012 Quant Results File: temp.res

Method : C:\HPCHEM\1\METHODS\G120507T.M (RTE Integrator)
Title : SW-846 Method 8260
Last Update : Tue May 08 10:58:06 2012
Response via : Multiple Level Calibration

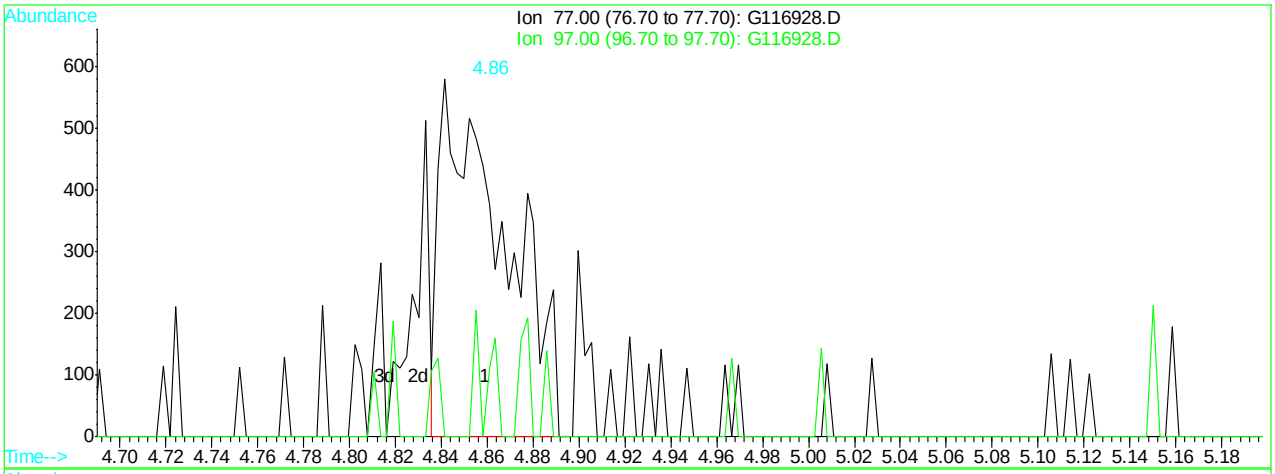

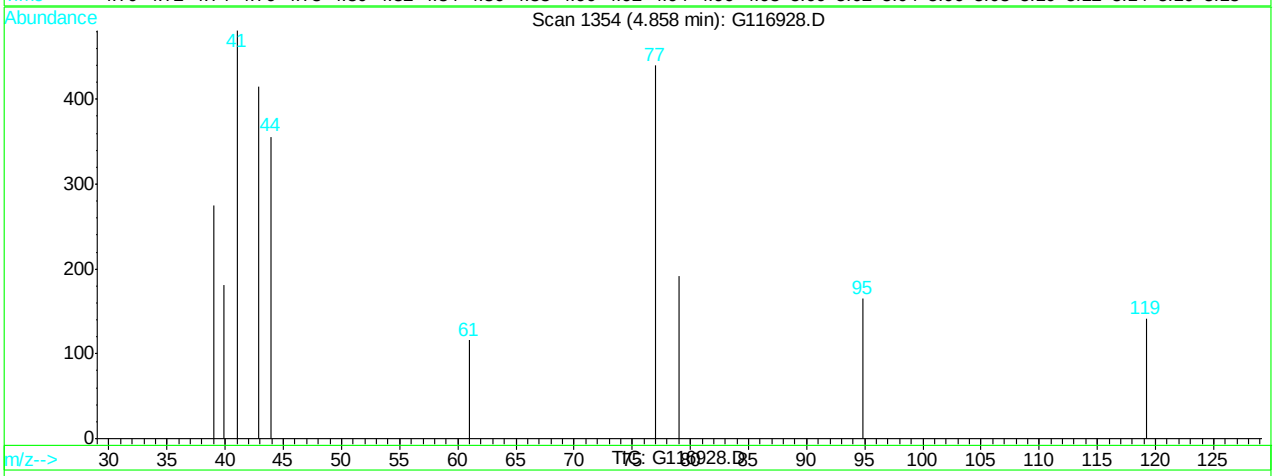

(36) 2,2-dichloropropane (M)

4.86min 0.69ppb

response 1134

Ion	Exp%	Act%
77.00	100	100
97.00	22.30	0.00
0.00	0.00	0.00
0.00	0.00	0.00

G116928.D G120507T.M Tue May 08 11:02:44 2012

Quantitation Report (Qedit)

Data File : C:\HPCHEM\1\DATA\120507\G116928.D Vial: 5
Acq On : 7 May 2012 3:23 pm Operator: alit
Sample : ic4689-1.0 Inst : GCMS G
Misc : MS25756,MSG4689,,,,5,1 Multiplr: 1.00
MS Integration Params: RTEINT.P
Quant Time: May 8 11:02 2012 Quant Results File: temp.res

Method : C:\HPCHEM\1\METHODS\G120507T.M (RTE Integrator)
Title : SW-846 Method 8260
Last Update : Tue May 08 10:58:06 2012
Response via : Multiple Level Calibration

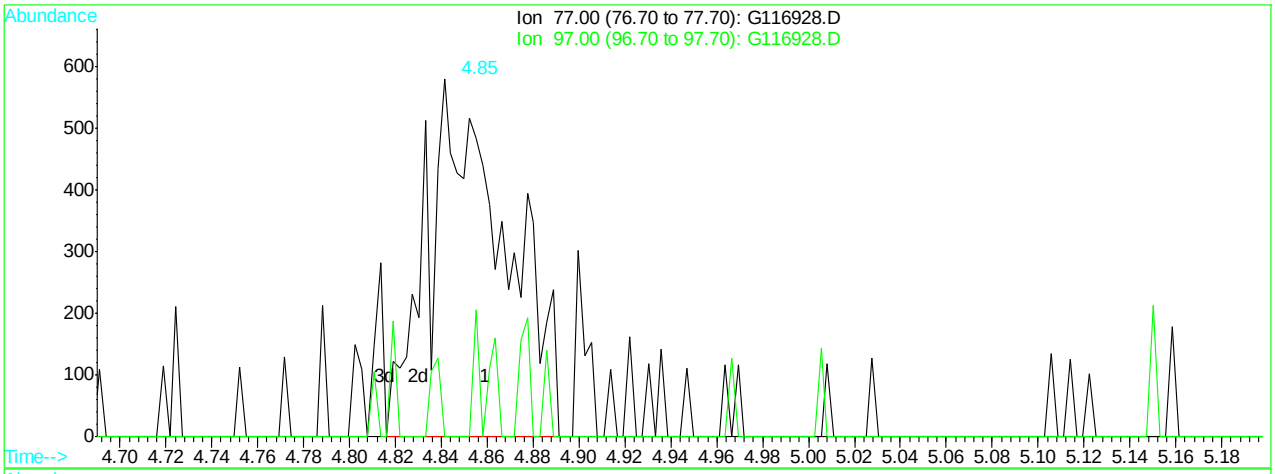

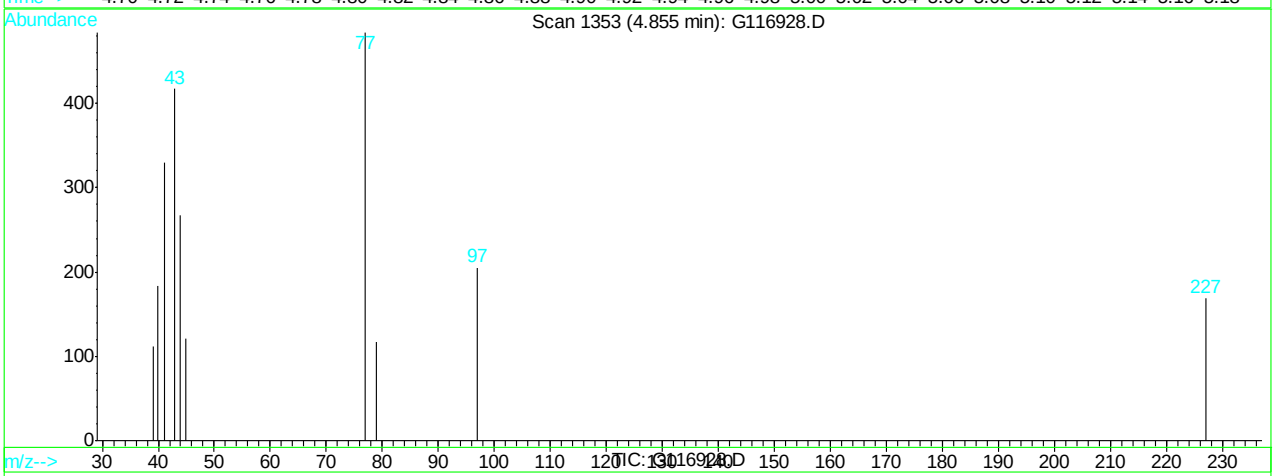

(36) 2,2-dichloropropane (M)

4.86min 0.83ppb m

response 1368

Ion	Exp%	Act%
77.00	100	100
97.00	22.30	42.36
0.00	0.00	0.00
0.00	0.00	0.00

G116928.D G120507T.M Tue May 08 11:02:49 2012

Quantitation Report (Qedit)

Data File : C:\HPCHEM\1\DATA\120507\G116928.D Vial: 5
Acq On : 7 May 2012 3:23 pm Operator: alit
Sample : ic4689-1.0 Inst : GCMS G
Misc : MS25756,MSG4689,,,,5,1 Multiplr: 1.00
MS Integration Params: RTEINT.P
Quant Time: May 8 11:02 2012 Quant Results File: temp.res

Method : C:\HPCHEM\1\METHODS\G120507T.M (RTE Integrator)
Title : SW-846 Method 8260
Last Update : Tue May 08 10:58:06 2012
Response via : Multiple Level Calibration

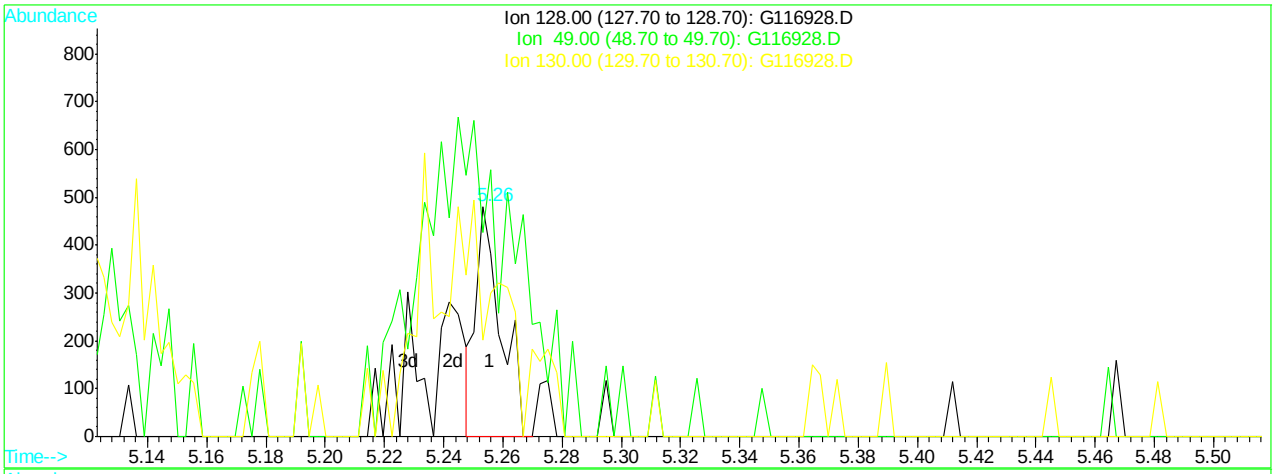

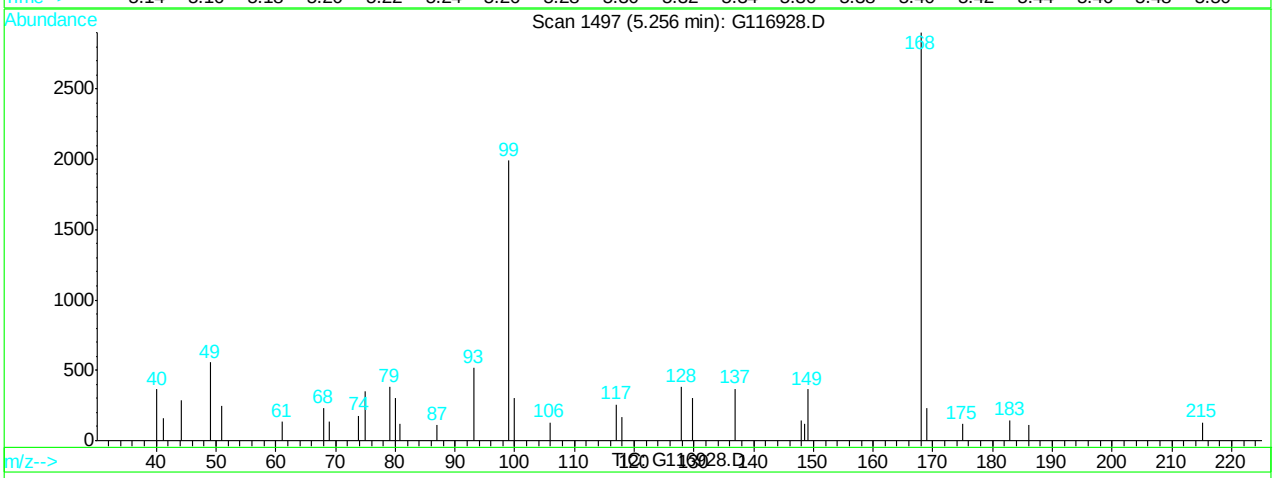

(38) bromochloromethane (M)

5.26min 0.41ppb

response 281

Ion	Exp%	Act%
128.00	100	100
49.00	197.00	84.51#
130.00	135.00	30.71#
0.00	0.00	0.00

G116928.D G120507T.M Tue May 08 11:02:55 2012

Quantitation Report (Qedit)

Data File : C:\HPCHEM\1\DATA\120507\G116928.D Vial: 5
Acq On : 7 May 2012 3:23 pm Operator: alit
Sample : ic4689-1.0 Inst : GCMS G
Misc : MS25756,MSG4689,,,,5,1 Multiplr: 1.00
MS Integration Params: RTEINT.P
Quant Time: May 8 11:03 2012 Quant Results File: temp.res

Method : C:\HPCHEM\1\METHODS\G120507T.M (RTE Integrator)
Title : SW-846 Method 8260
Last Update : Tue May 08 10:58:06 2012
Response via : Multiple Level Calibration

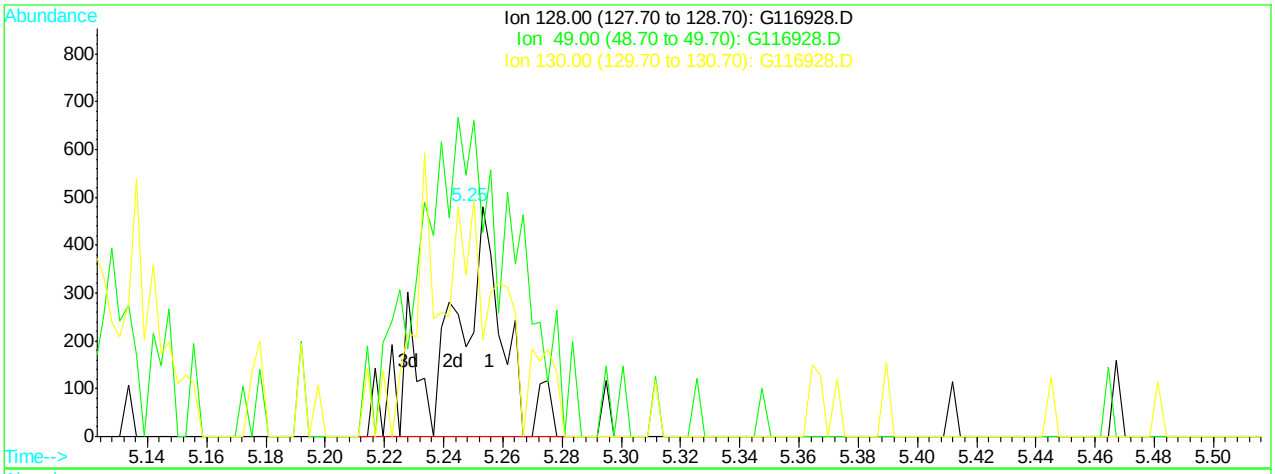

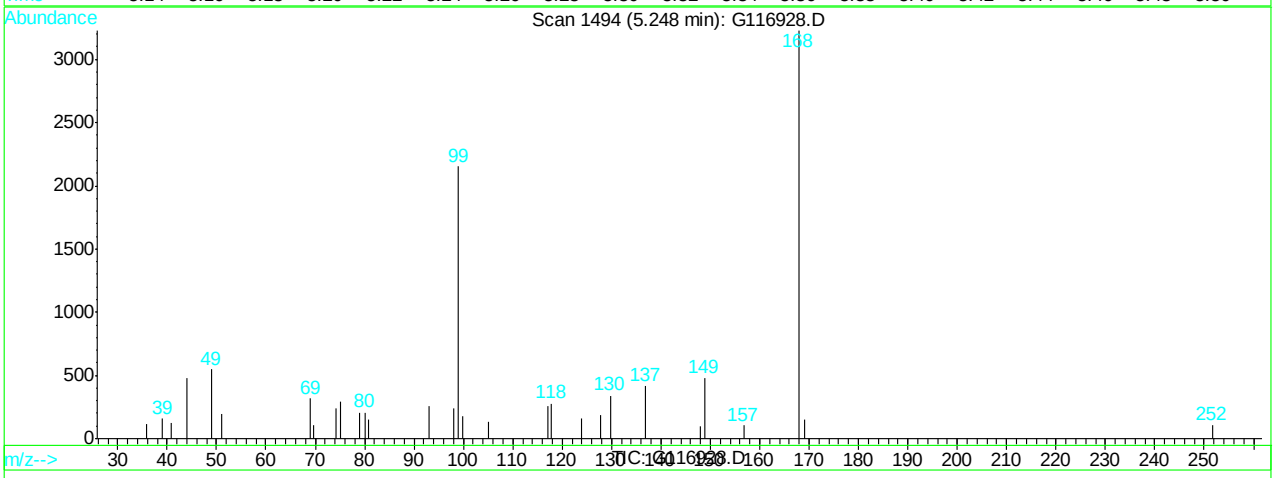

(38) bromochloromethane (M)

5.25min 0.91ppb m

response 624

Ion	Exp%	Act%
128.00	100	100
49.00	197.00	290.96#
130.00	135.00	179.79#
0.00	0.00	0.00

G116928.D G120507T.M Tue May 08 11:03:05 2012

Quantitation Report (Qedit)

Data File : C:\HPCHEM\1\DATA\120507\G116928.D Vial: 5
Acq On : 7 May 2012 3:23 pm Operator: alit
Sample : ic4689-1.0 Inst : GCMS G
Misc : MS25756,MSG4689,,,,5,1 Multiplr: 1.00
MS Integration Params: RTEINT.P
Quant Time: May 8 11:03 2012 Quant Results File: temp.res

Method : C:\HPCHEM\1\METHODS\G120507T.M (RTE Integrator)
Title : SW-846 Method 8260
Last Update : Tue May 08 10:58:06 2012
Response via : Multiple Level Calibration

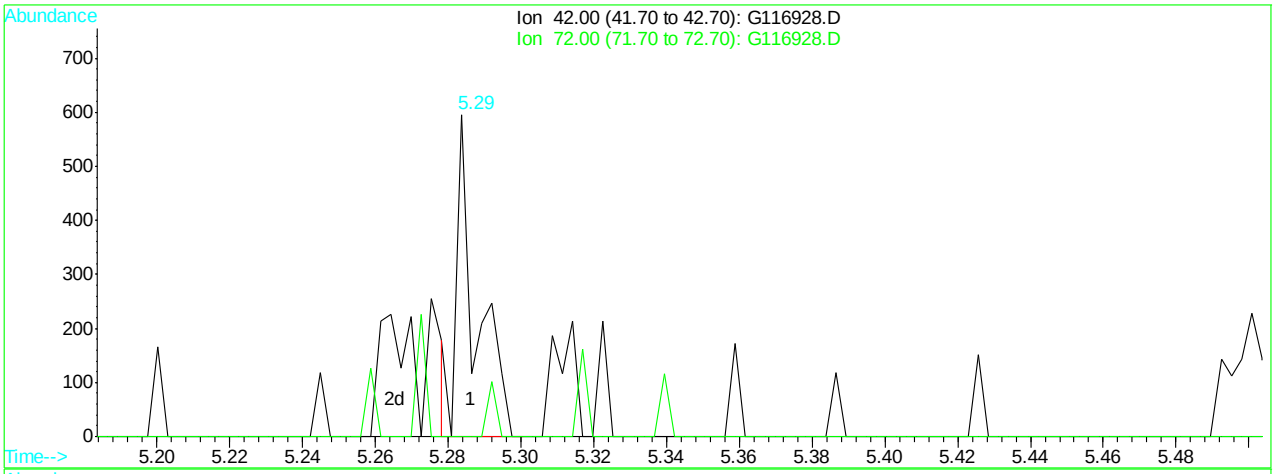

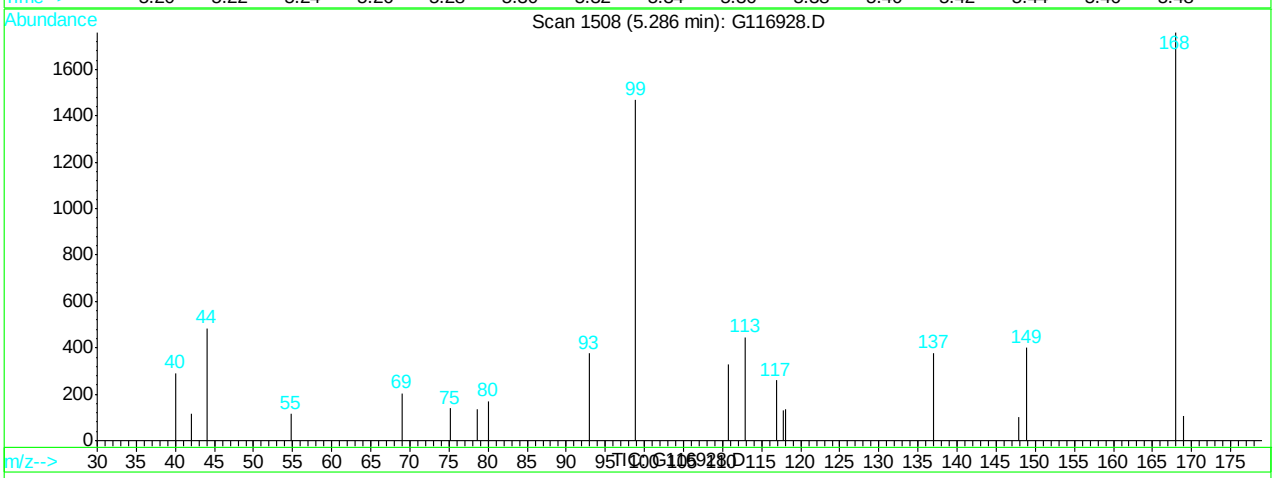

(41) Tetrahydrofuran (M)

5.29min 0.49ppb

response 215

Ion	Exp%	Act%
42.00	100	100
72.00	37.20	0.00#
0.00	0.00	0.00
0.00	0.00	0.00

G116928.D G120507T.M Tue May 08 11:03:14 2012

Quantitation Report (Qedit)

Data File : C:\HPCHEM\1\DATA\120507\G116928.D Vial: 5
Acq On : 7 May 2012 3:23 pm Operator: alit
Sample : ic4689-1.0 Inst : GCMS G
Misc : MS25756,MSG4689,,,,5,1 Multiplr: 1.00
MS Integration Params: RTEINT.P
Quant Time: May 8 11:03 2012 Quant Results File: temp.res

Method : C:\HPCHEM\1\METHODS\G120507T.M (RTE Integrator)
Title : SW-846 Method 8260
Last Update : Tue May 08 10:58:06 2012
Response via : Multiple Level Calibration

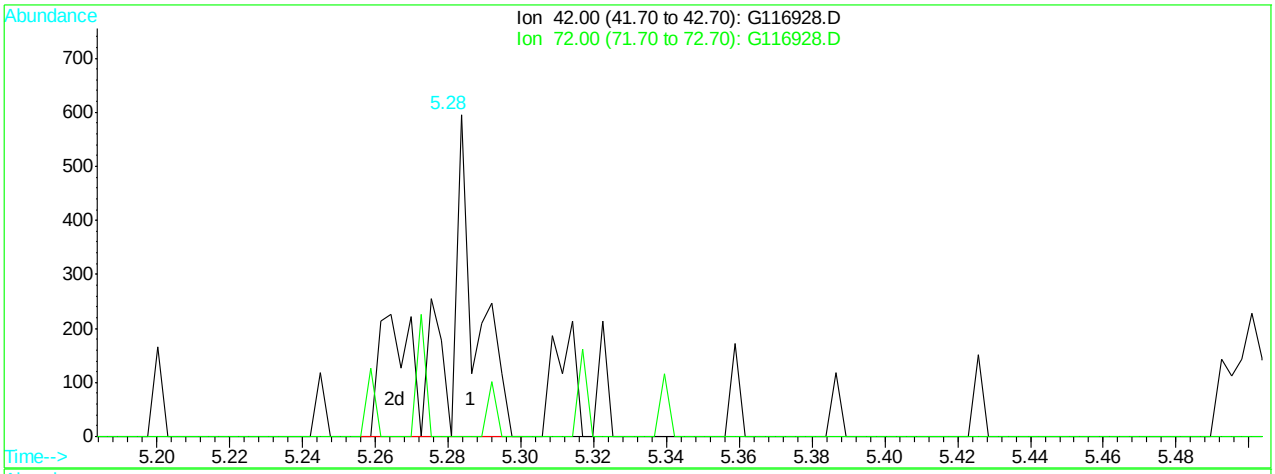

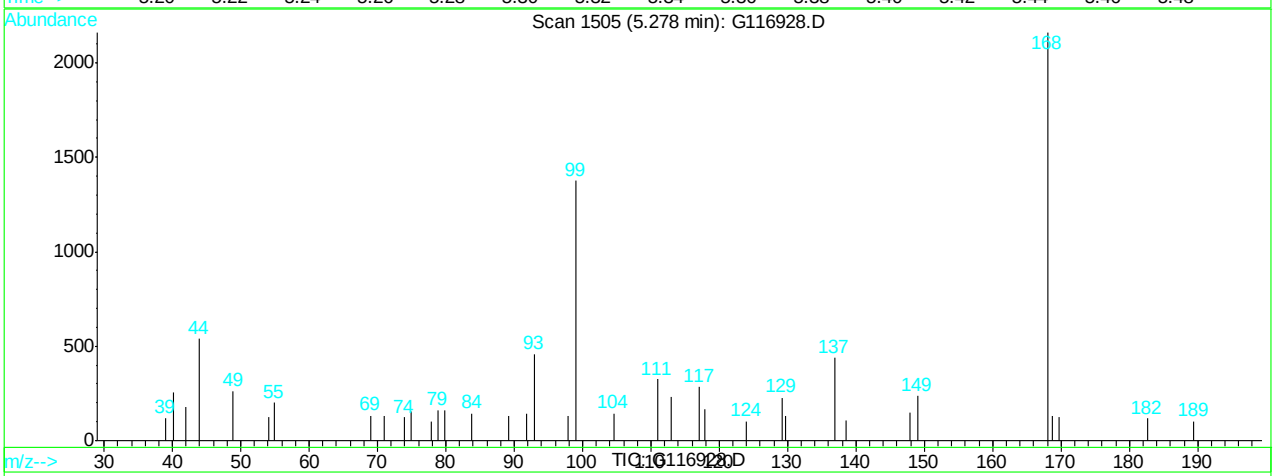

(41) Tetrahydrofuran (M)

5.28min 0.95ppb m

response 418

Ion	Exp%	Act%
42.00	100	100
72.00	37.20	0.00#
0.00	0.00	0.00
0.00	0.00	0.00

G116928.D G120507T.M Tue May 08 11:03:18 2012

Quantitation Report (Qedit)

Data File : C:\HPCHEM\1\DATA\120507\G116928.D Vial: 5
Acq On : 7 May 2012 3:23 pm Operator: alit
Sample : ic4689-1.0 Inst : GCMS G
Misc : MS25756,MSG4689,,,,5,1 Multiplr: 1.00
MS Integration Params: RTEINT.P
Quant Time: May 8 11:03 2012 Quant Results File: temp.res

Method : C:\HPCHEM\1\METHODS\G120507T.M (RTE Integrator)
Title : SW-846 Method 8260
Last Update : Tue May 08 10:58:06 2012
Response via : Multiple Level Calibration

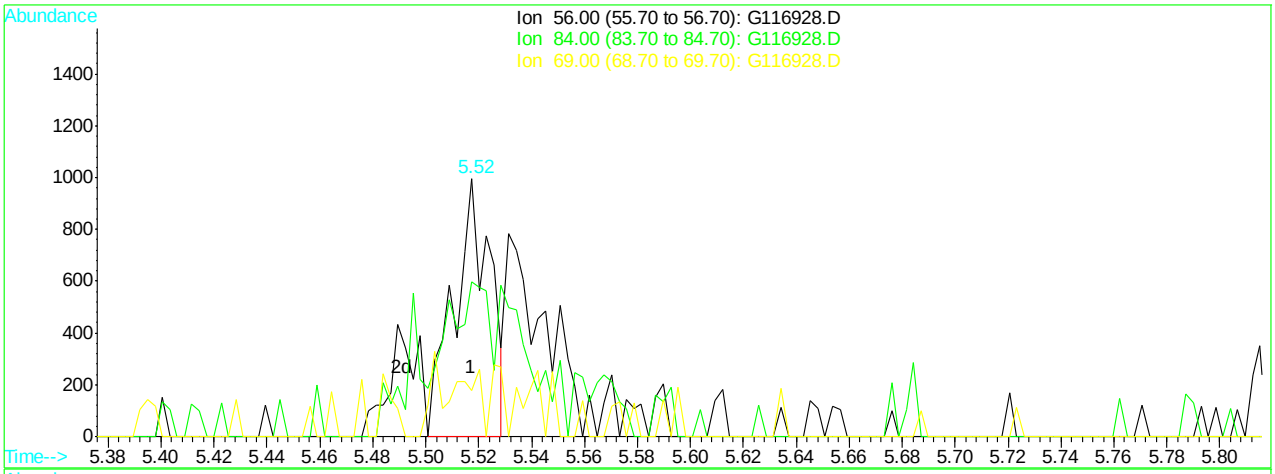

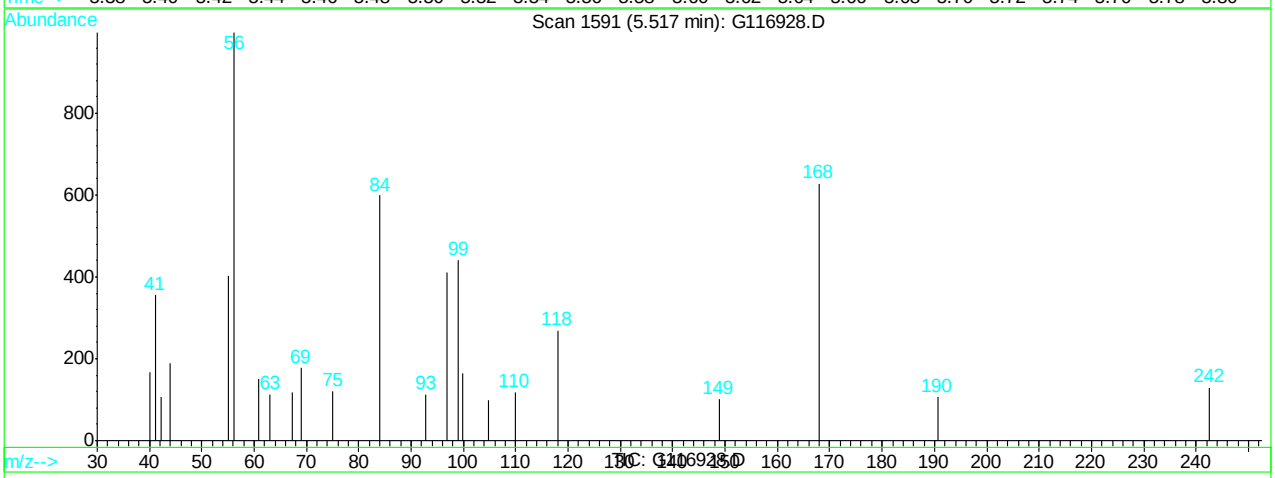

(44) Cyclohexane (M)

5.52min 0.39ppb

response 949

Ion	Exp%	Act%
56.00	100	100
84.00	70.70	41.22#
69.00	29.40	5.72#
0.00	0.00	0.00

G116928.D G120507T.M Tue May 08 11:03:26 2012

Quantitation Report (Qedit)

Data File : C:\HPCHEM\1\DATA\120507\G116928.D Vial: 5
Acq On : 7 May 2012 3:23 pm Operator: alit
Sample : ic4689-1.0 Inst : GCMS G
Misc : MS25756,MSG4689,,,,5,1 Multiplr: 1.00
MS Integration Params: RTEINT.P
Quant Time: May 8 11:03 2012 Quant Results File: temp.res

Method : C:\HPCHEM\1\METHODS\G120507T.M (RTE Integrator)
Title : SW-846 Method 8260
Last Update : Tue May 08 10:58:06 2012
Response via : Multiple Level Calibration

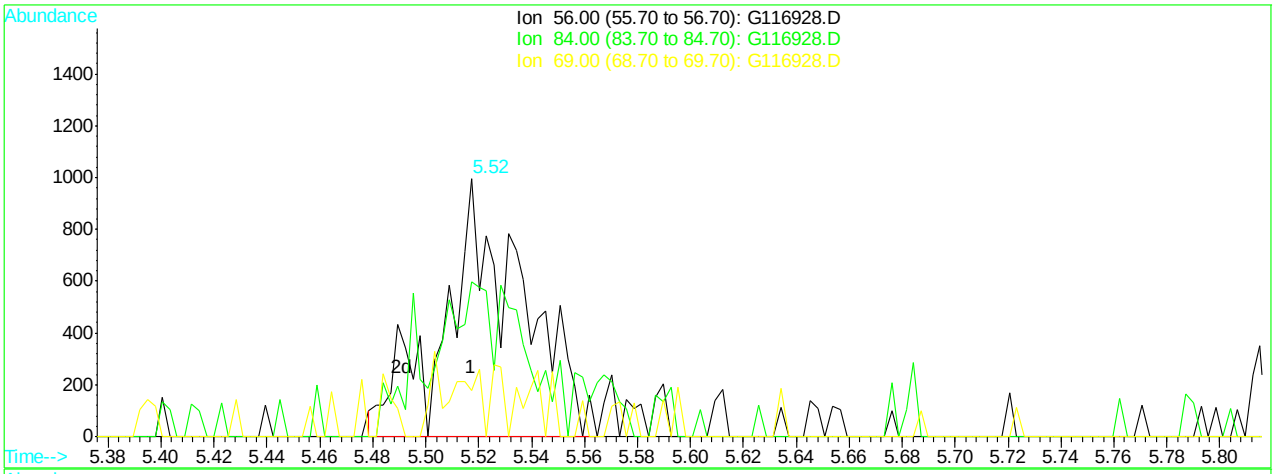

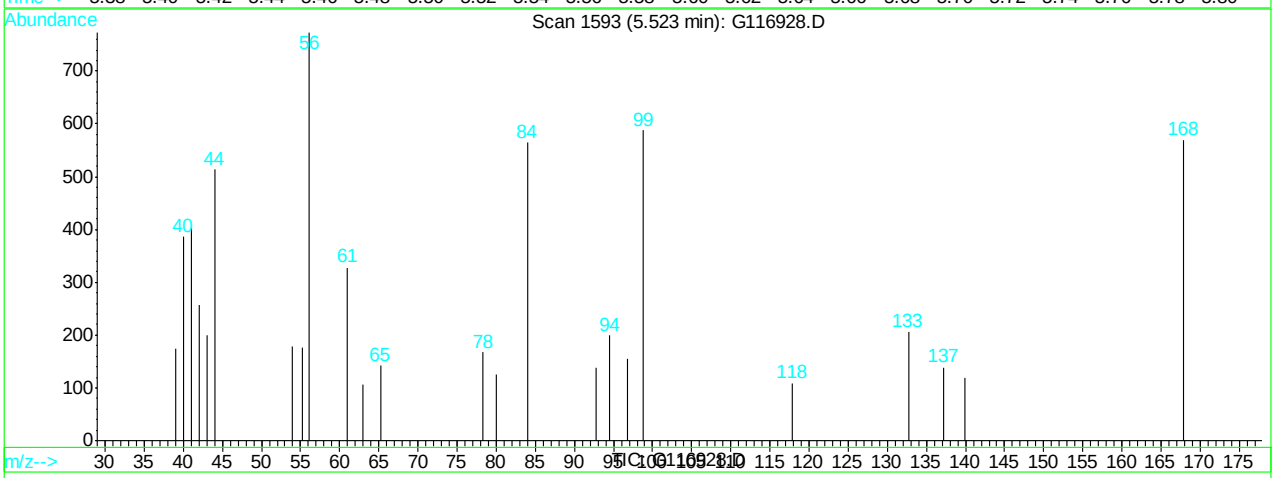

(44) Cyclohexane (M)

5.52min 0.84ppb m

response 2052

Ion	Exp%	Act%
56.00	100	100
84.00	70.70	72.96
69.00	29.40	0.00#
0.00	0.00	0.00

G116928.D G120507T.M Tue May 08 11:03:32 2012

Quantitation Report (Qedit)

Data File : C:\HPCHEM\1\DATA\120507\G116928.D Vial: 5
Acq On : 7 May 2012 3:23 pm Operator: alit
Sample : ic4689-1.0 Inst : GCMS G
Misc : MS25756,MSG4689,,,,5,1 Multiplr: 1.00
MS Integration Params: RTEINT.P
Quant Time: May 8 11:03 2012 Quant Results File: temp.res

Method : C:\HPCHEM\1\METHODS\G120507T.M (RTE Integrator)
Title : SW-846 Method 8260
Last Update : Tue May 08 10:58:06 2012
Response via : Multiple Level Calibration

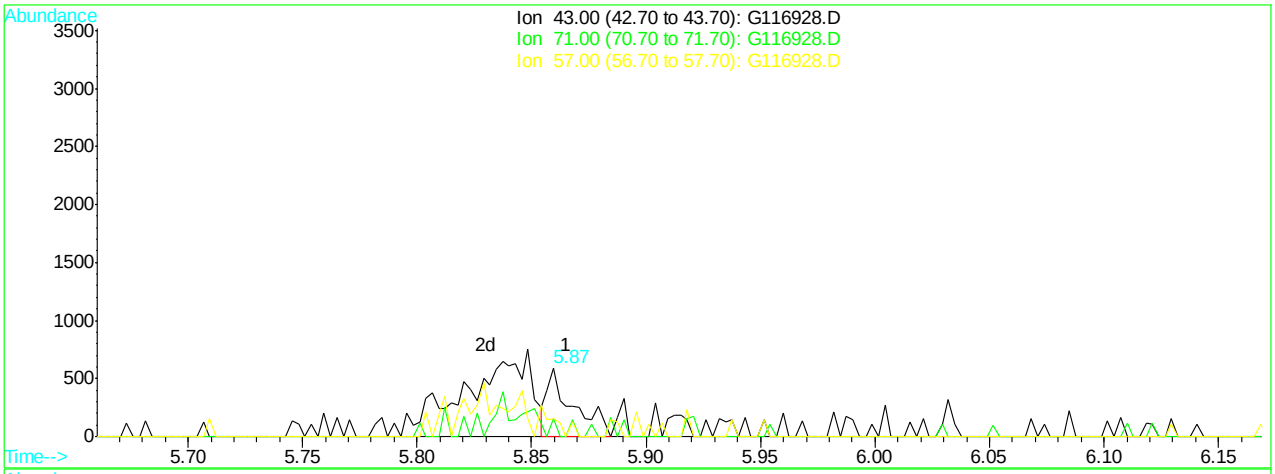

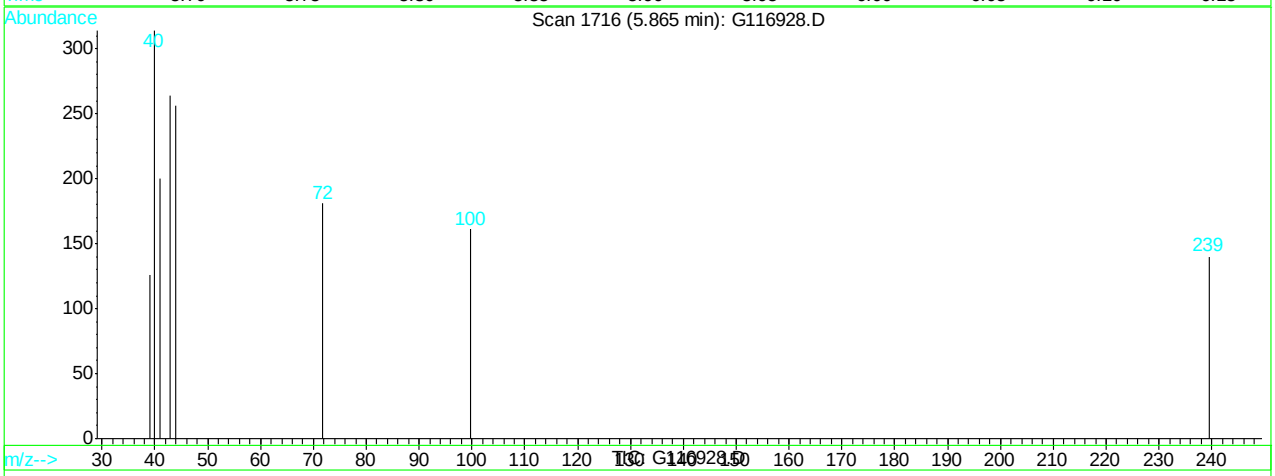

(50) heptane (M)

5.87min 0.22ppb

response 460

Ion	Exp%	Act%
43.00	100	100
71.00	35.90	0.00#
57.00	35.10	0.00#
0.00	0.00	0.00

G116928.D G120507T.M Tue May 08 11:03:46 2012

Quantitation Report (Qedit)

Data File : C:\HPCHEM\1\DATA\120507\G116928.D Vial: 5
Acq On : 7 May 2012 3:23 pm Operator: alit
Sample : ic4689-1.0 Inst : GCMS G
Misc : MS25756,MSG4689,,,,5,1 Multiplr: 1.00
MS Integration Params: RTEINT.P
Quant Time: May 8 11:03 2012 Quant Results File: temp.res

Method : C:\HPCHEM\1\METHODS\G120507T.M (RTE Integrator)
Title : SW-846 Method 8260
Last Update : Tue May 08 10:58:06 2012
Response via : Multiple Level Calibration

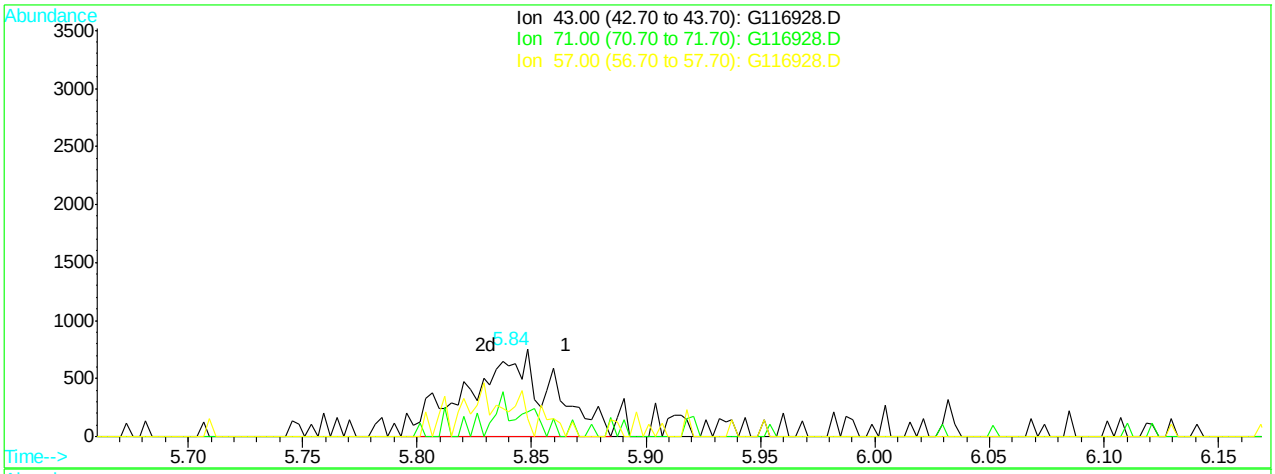

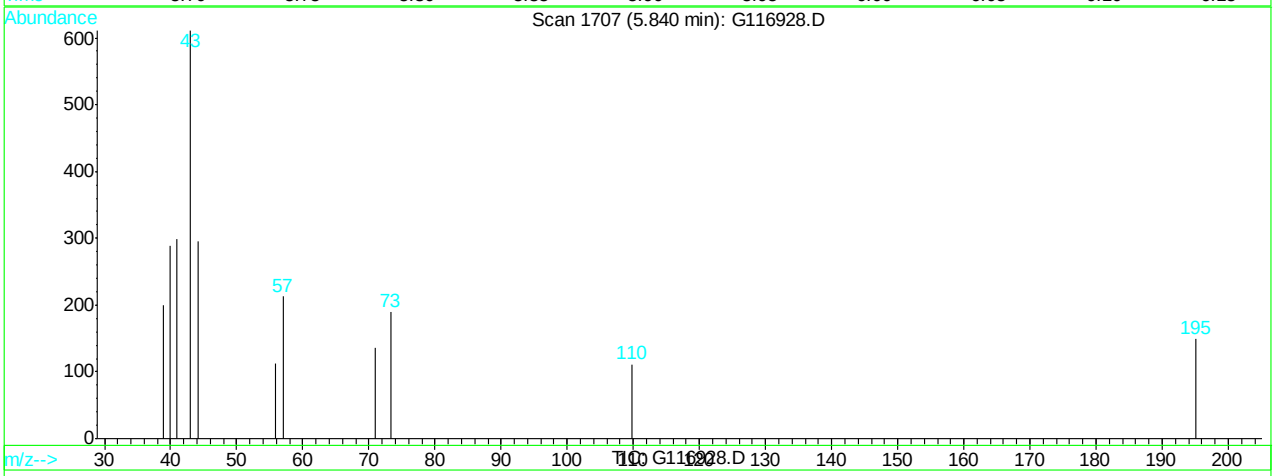

(50) heptane (M)

5.84min 0.92ppb m

response 1891

Ion	Exp%	Act%
43.00	100	100
71.00	35.90	22.26
57.00	35.10	34.86
0.00	0.00	0.00

G116928.D G120507T.M Tue May 08 11:03:51 2012

Quantitation Report (Qedit)

Data File : C:\HPCHEM\1\DATA\120507\G116928.D Vial: 5
Acq On : 7 May 2012 3:23 pm Operator: alit
Sample : ic4689-1.0 Inst : GCMS G
Misc : MS25756,MSG4689,,,,5,1 Multiplr: 1.00
MS Integration Params: RTEINT.P
Quant Time: May 8 11:03 2012 Quant Results File: temp.res

Method : C:\HPCHEM\1\METHODS\G120507T.M (RTE Integrator)
Title : SW-846 Method 8260
Last Update : Tue May 08 10:58:06 2012
Response via : Multiple Level Calibration

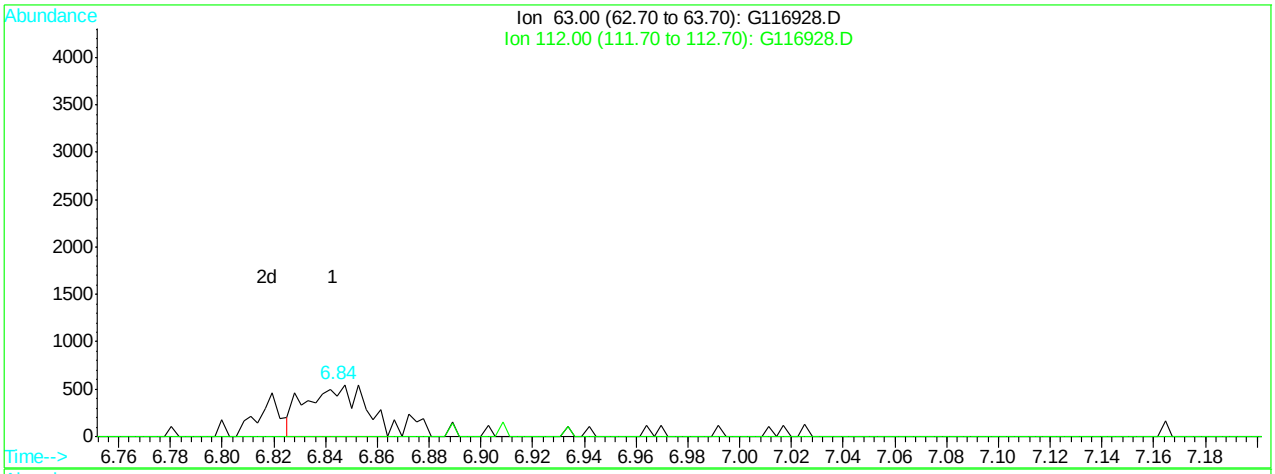

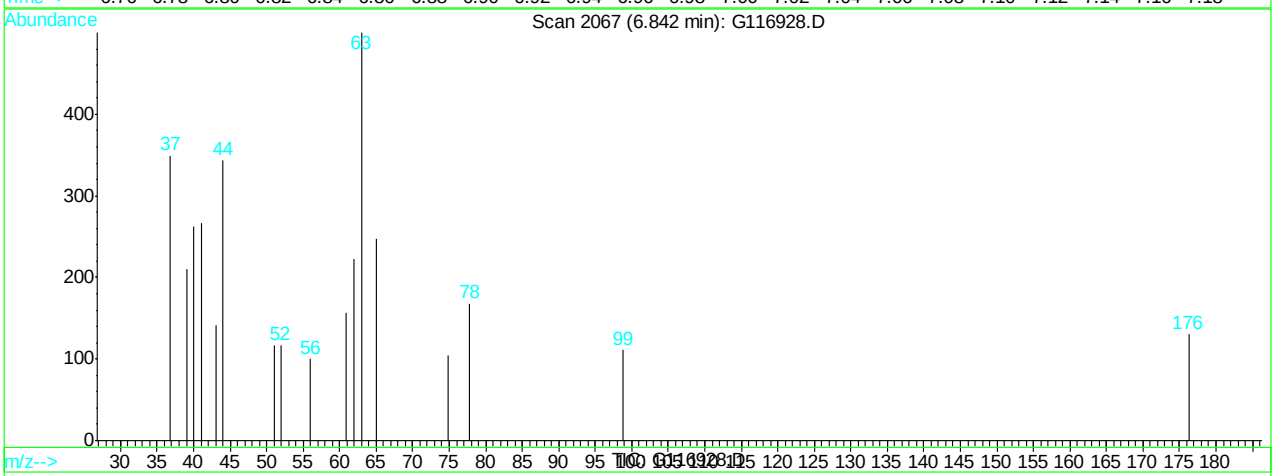

(52) 1,2-dichloropropane (c)

6.84min 0.55ppb

response 840

Ion	Exp%	Act%
63.00	100	100
112.00	4.20	0.00
0.00	0.00	0.00
0.00	0.00	0.00

G116928.D G120507T.M Tue May 08 11:03:59 2012

Quantitation Report (Qedit)

Data File : C:\HPCHEM\1\DATA\120507\G116928.D Vial: 5
Acq On : 7 May 2012 3:23 pm Operator: alit
Sample : ic4689-1.0 Inst : GCMS G
Misc : MS25756,MSG4689,,,,5,1 Multiplr: 1.00
MS Integration Params: RTEINT.P
Quant Time: May 8 11:04 2012 Quant Results File: temp.res

Method : C:\HPCHEM\1\METHODS\G120507T.M (RTE Integrator)
Title : SW-846 Method 8260
Last Update : Tue May 08 10:58:06 2012
Response via : Multiple Level Calibration

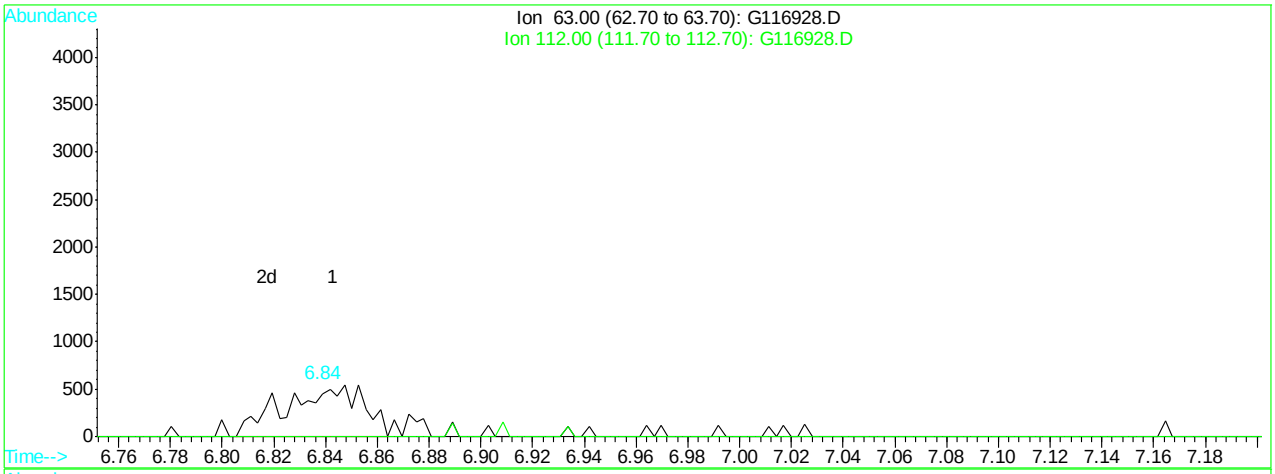

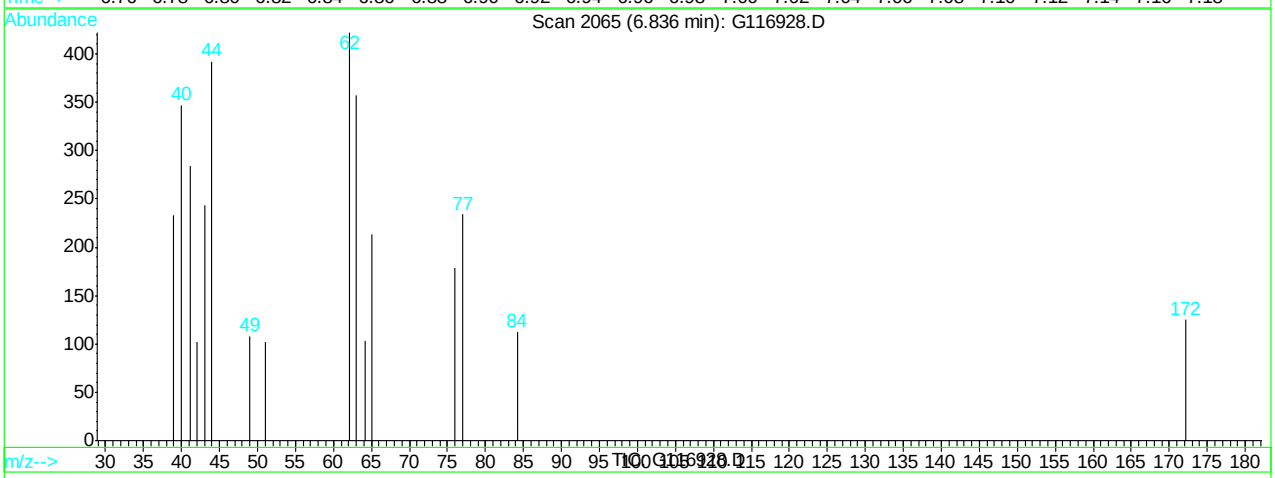

(52) 1,2-dichloropropane (c)

6.84min 0.73ppb m

response 1118

Ion	Exp%	Act%
63.00	100	100
112.00	4.20	0.00
0.00	0.00	0.00
0.00	0.00	0.00

G116928.D G120507T.M Tue May 08 11:04:03 2012

Quantitation Report (Qedit)

Data File : C:\HPCHEM\1\DATA\120507\G116928.D Vial: 5
Acq On : 7 May 2012 3:23 pm Operator: alit
Sample : ic4689-1.0 Inst : GCMS G
Misc : MS25756,MSG4689,,,,5,1 Multiplr: 1.00
MS Integration Params: RTEINT.P
Quant Time: May 8 11:04 2012 Quant Results File: temp.res

Method : C:\HPCHEM\1\METHODS\G120507T.M (RTE Integrator)
Title : SW-846 Method 8260
Last Update : Tue May 08 10:58:06 2012
Response via : Multiple Level Calibration

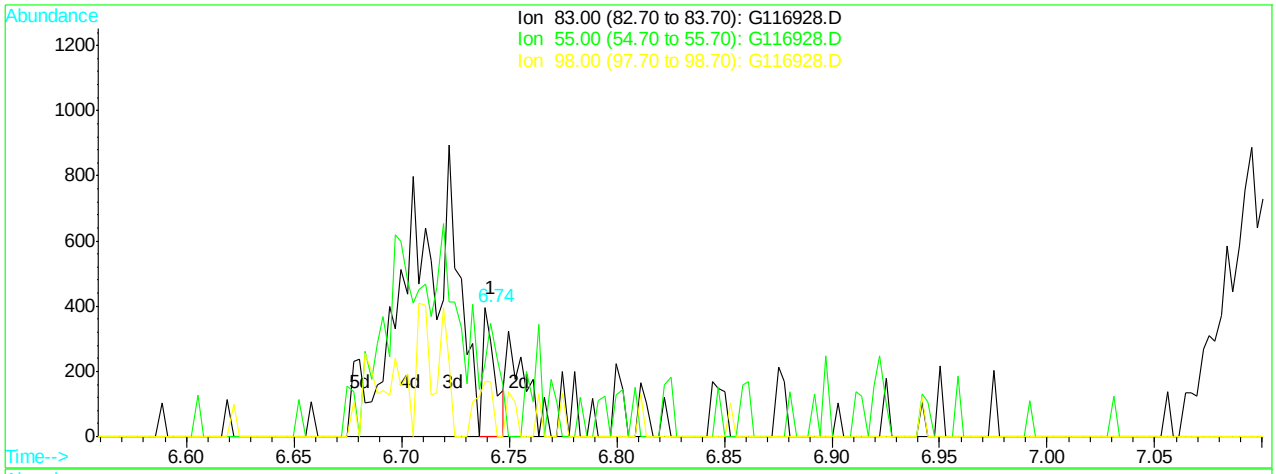

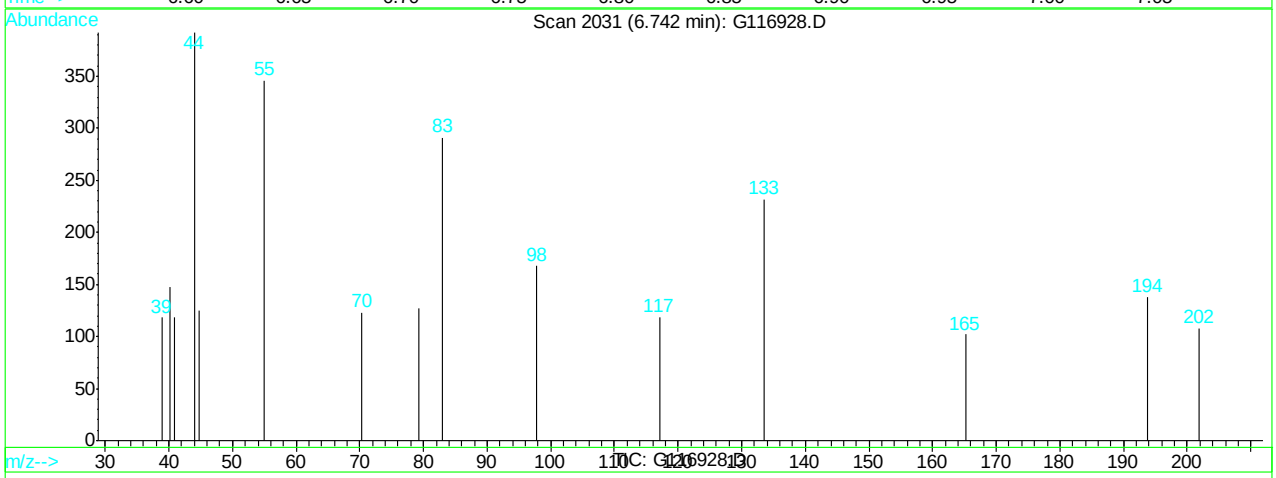

(55) Methylcyclohexane (M)

6.74min 0.08ppb

response 159

Ion	Exp%	Act%
83.00	100	100
55.00	93.00	69.76#
98.00	45.40	57.73#
0.00	0.00	0.00

G116928.D G120507T.M Tue May 08 11:04:10 2012

Quantitation Report (Qedit)

Data File : C:\HPCHEM\1\DATA\120507\G116928.D Vial: 5
Acq On : 7 May 2012 3:23 pm Operator: alit
Sample : ic4689-1.0 Inst : GCMS G
Misc : MS25756,MSG4689,,,,5,1 Multiplr: 1.00
MS Integration Params: RTEINT.P
Quant Time: May 8 11:04 2012 Quant Results File: temp.res

Method : C:\HPCHEM\1\METHODS\G120507T.M (RTE Integrator)
Title : SW-846 Method 8260
Last Update : Tue May 08 10:58:06 2012
Response via : Multiple Level Calibration

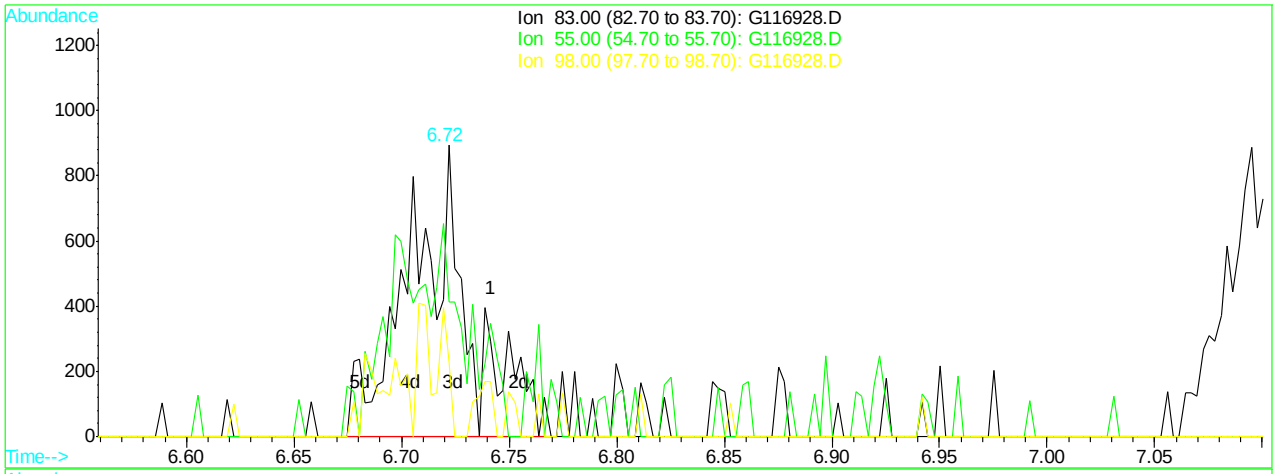

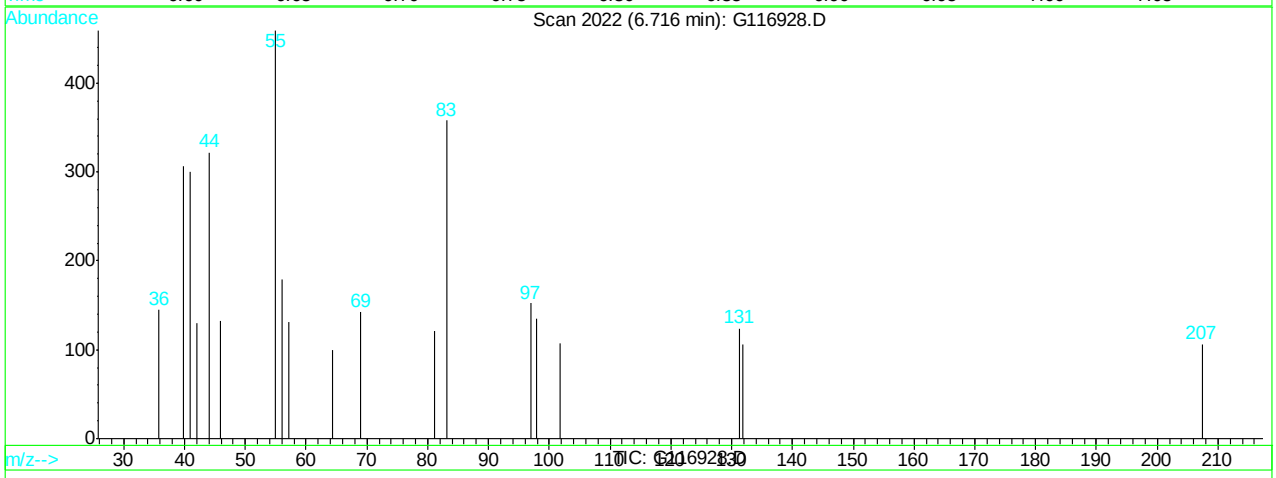

(55) Methylcyclohexane (M)

6.72min 0.83ppb m

response 1748

Ion	Exp%	Act%
83.00	100	100
55.00	93.00	128.21#
98.00	45.40	37.71
0.00	0.00	0.00

G116928.D G120507T.M Tue May 08 11:04:15 2012

Quantitation Report (Qedit)

Data File : C:\HPCHEM\1\DATA\120507\G116928.D Vial: 5
Acq On : 7 May 2012 3:23 pm Operator: alit
Sample : ic4689-1.0 Inst : GCMS G
Misc : MS25756,MSG4689,,,,5,1 Multiplr: 1.00
MS Integration Params: RTEINT.P
Quant Time: May 8 11:04 2012 Quant Results File: temp.res

Method : C:\HPCHEM\1\METHODS\G120507T.M (RTE Integrator)
Title : SW-846 Method 8260
Last Update : Tue May 08 10:58:06 2012
Response via : Multiple Level Calibration

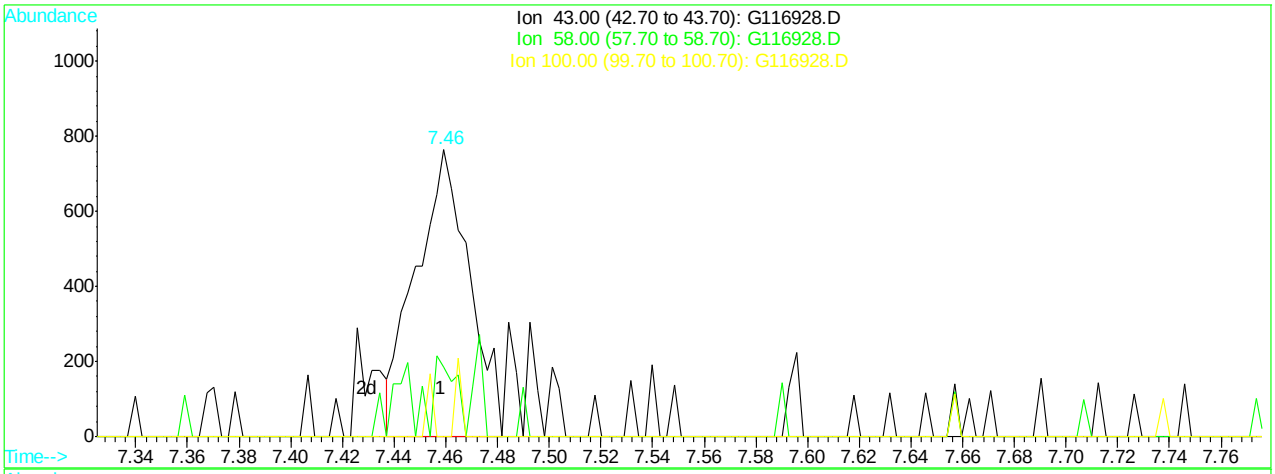

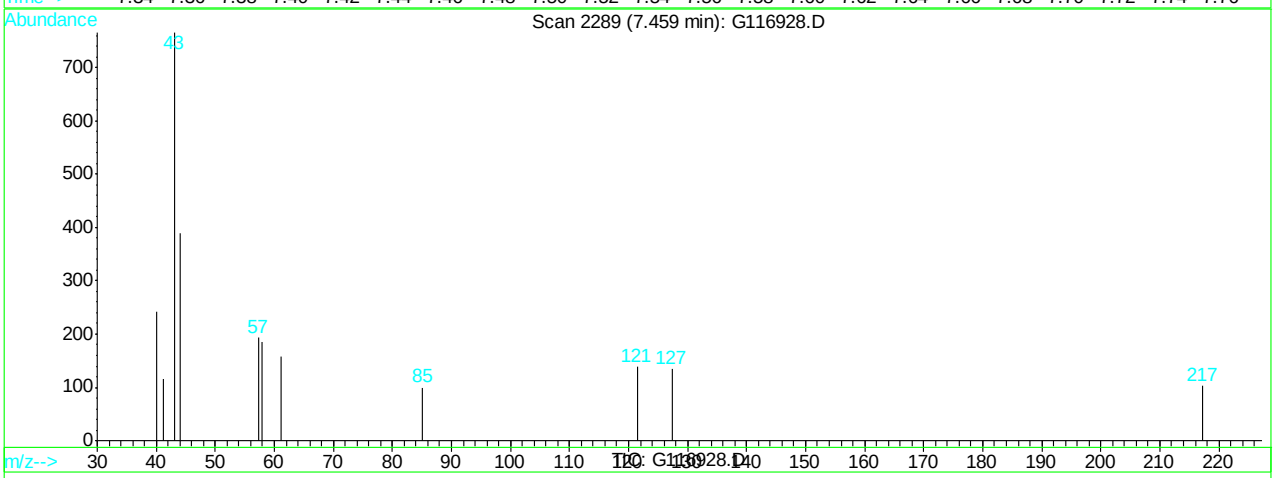

(61) 4-methyl-2-pentanone (M)

7.46min 0.78ppb

response 1099

Ion	Exp%	Act%
43.00	100	100
58.00	38.00	10.74
100.00	9.10	0.00
0.00	0.00	0.00

G116928.D G120507T.M Tue May 08 11:04:32 2012

Quantitation Report (Qedit)

Data File : C:\HPCHEM\1\DATA\120507\G116928.D Vial: 5
Acq On : 7 May 2012 3:23 pm Operator: alit
Sample : ic4689-1.0 Inst : GCMS G
Misc : MS25756,MSG4689,,,,5,1 Multiplr: 1.00
MS Integration Params: RTEINT.P
Quant Time: May 8 11:04 2012 Quant Results File: temp.res

Method : C:\HPCHEM\1\METHODS\G120507T.M (RTE Integrator)
Title : SW-846 Method 8260
Last Update : Tue May 08 10:58:06 2012
Response via : Multiple Level Calibration

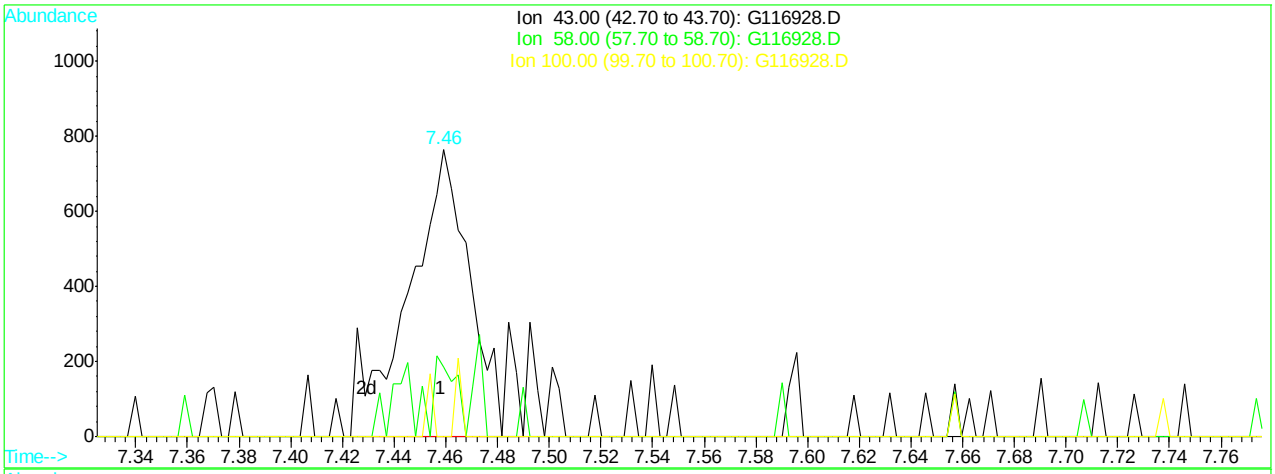

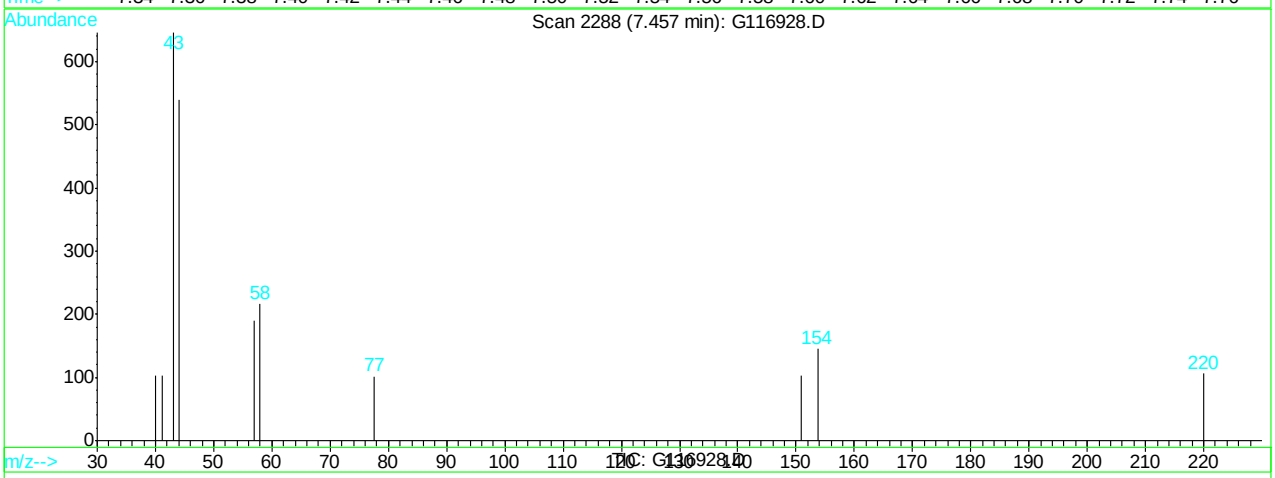

(61) 4-methyl-2-pentanone (M)

7.46min 0.94ppb m

response 1329

Ion	Exp%	Act%
43.00	100	100
58.00	38.00	8.88
100.00	9.10	0.00
0.00	0.00	0.00

G116928.D G120507T.M Tue May 08 11:04:37 2012

Quantitation Report (Qedit)

Data File : C:\HPCHEM\1\DATA\120507\G116928.D Vial: 5
Acq On : 7 May 2012 3:23 pm Operator: alit
Sample : ic4689-1.0 Inst : GCMS G
Misc : MS25756,MSG4689,,,,5,1 Multiplr: 1.00
MS Integration Params: RTEINT.P
Quant Time: May 8 11:04 2012 Quant Results File: temp.res

Method : C:\HPCHEM\1\METHODS\G120507T.M (RTE Integrator)
Title : SW-846 Method 8260
Last Update : Tue May 08 10:58:06 2012
Response via : Multiple Level Calibration

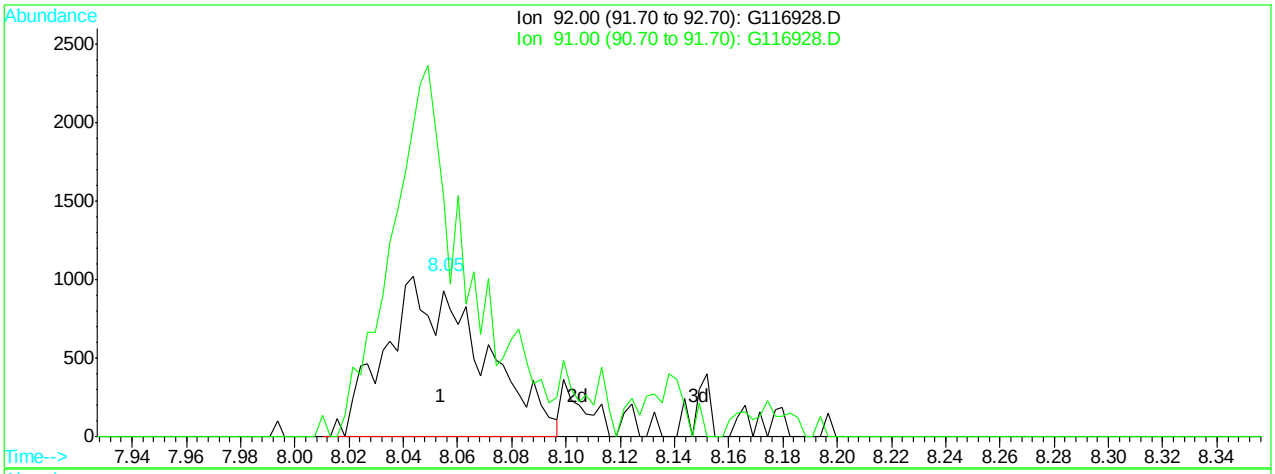

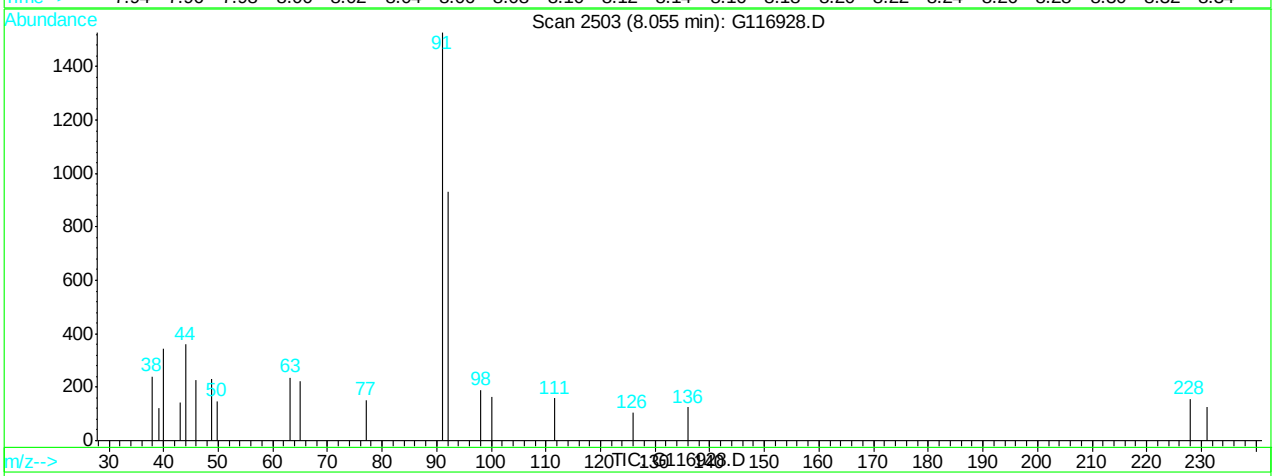

(62) toluene (c)

8.05min 0.77ppb

response 2466

Ion	Exp%	Act%
92.00	100	100
91.00	164.50	149.52
0.00	0.00	0.00
0.00	0.00	0.00

G116928.D G120507T.M Tue May 08 11:04:42 2012

Quantitation Report (Qedit)

Data File : C:\HPCHEM\1\DATA\120507\G116928.D Vial: 5
Acq On : 7 May 2012 3:23 pm Operator: alit
Sample : ic4689-1.0 Inst : GCMS G
Misc : MS25756,MSG4689,,,,5,1 Multiplr: 1.00
MS Integration Params: RTEINT.P
Quant Time: May 8 11:04 2012 Quant Results File: temp.res

Method : C:\HPCHEM\1\METHODS\G120507T.M (RTE Integrator)
Title : SW-846 Method 8260
Last Update : Tue May 08 10:58:06 2012
Response via : Multiple Level Calibration

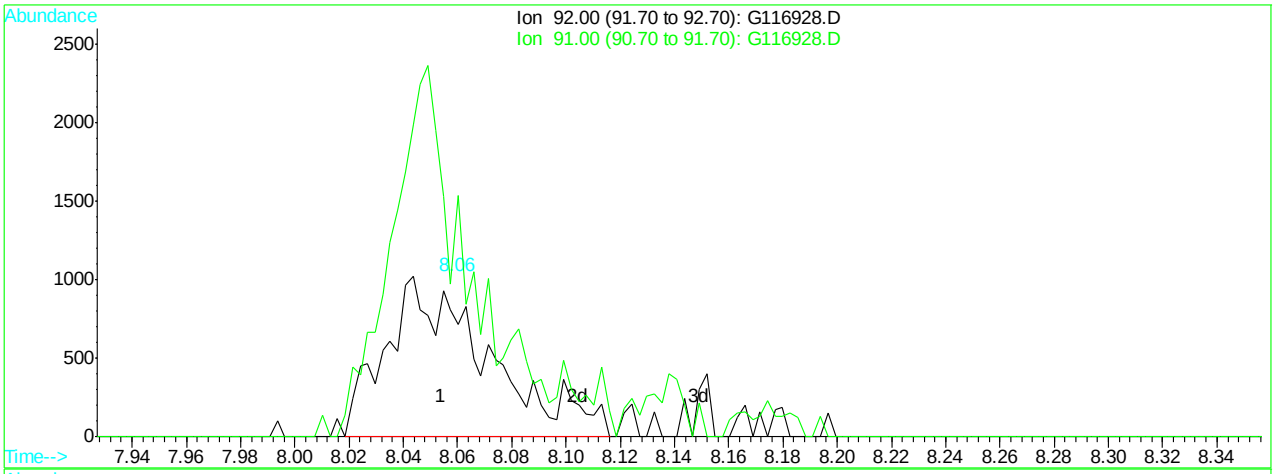

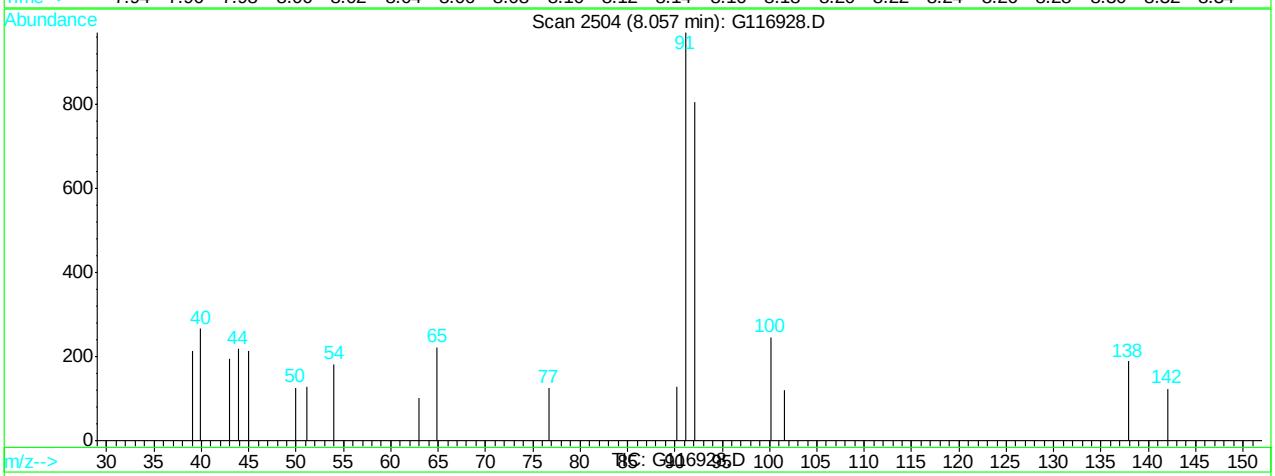

(62) toluene (c)

8.06min 0.83ppb m

response 2661

Ion	Exp%	Act%
92.00	100	100
91.00	164.50	120.65#
0.00	0.00	0.00
0.00	0.00	0.00

G116928.D G120507T.M Tue May 08 11:04:47 2012

Quantitation Report (Qedit)

Data File : C:\HPCHEM\1\DATA\120507\G116928.D Vial: 5
Acq On : 7 May 2012 3:23 pm Operator: alit
Sample : ic4689-1.0 Inst : GCMS G
Misc : MS25756,MSG4689,,,,5,1 Multiplr: 1.00
MS Integration Params: RTEINT.P
Quant Time: May 8 11:04 2012 Quant Results File: temp.res

Method : C:\HPCHEM\1\METHODS\G120507T.M (RTE Integrator)
Title : SW-846 Method 8260
Last Update : Tue May 08 10:58:06 2012
Response via : Multiple Level Calibration

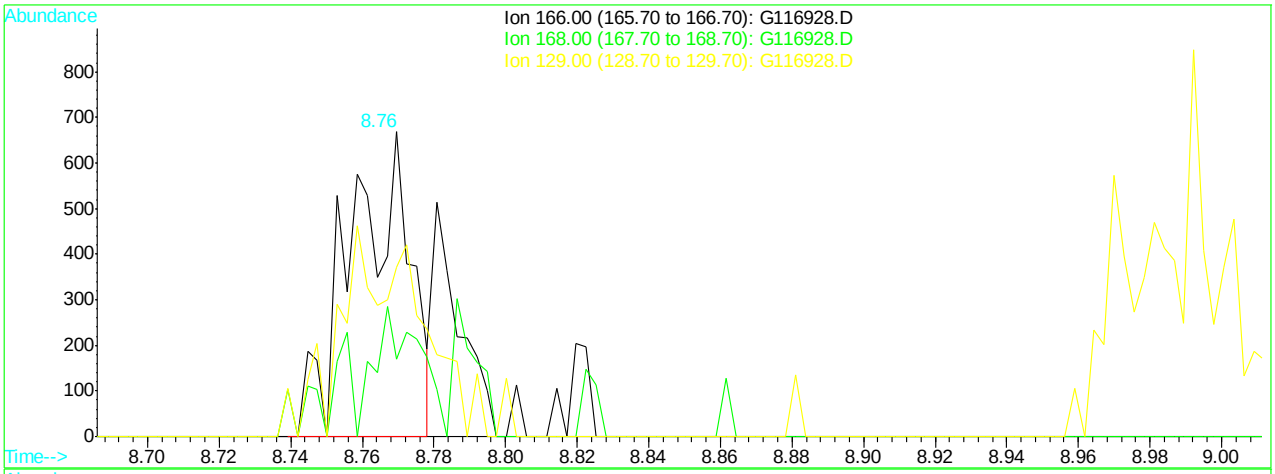

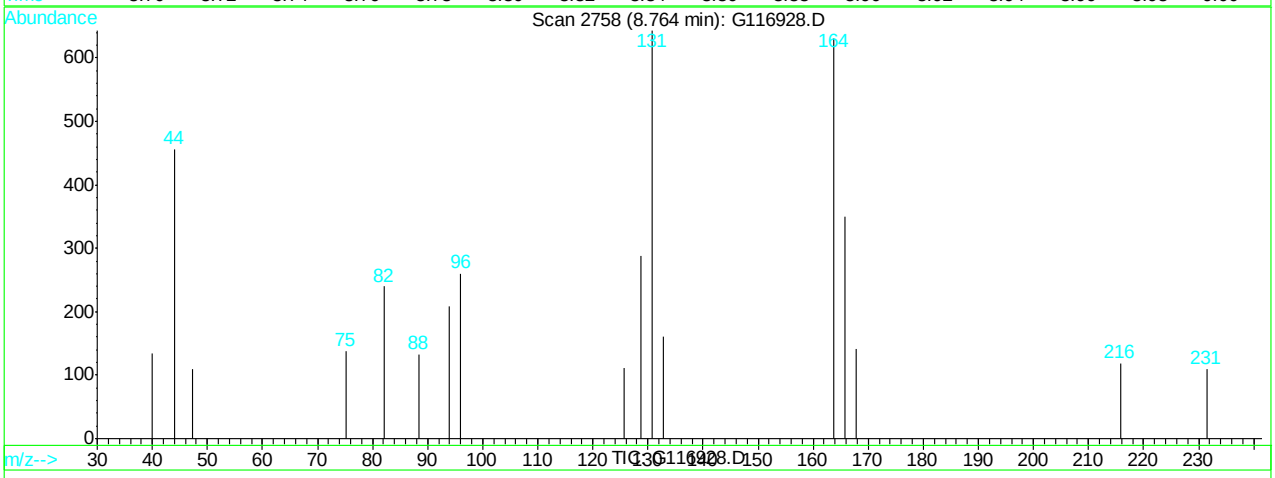

(67) tetrachloroethene (M)

8.76min 0.61ppb

response 778

Ion	Exp%	Act%
166.00	100	100
168.00	44.60	10.89#
129.00	69.70	52.44
0.00	0.00	0.00

G116928.D G120507T.M Tue May 08 11:04:55 2012

Quantitation Report (Qedit)

Data File : C:\HPCHEM\1\DATA\120507\G116928.D Vial: 5
Acq On : 7 May 2012 3:23 pm Operator: alit
Sample : ic4689-1.0 Inst : GCMS G
Misc : MS25756,MSG4689,,,,5,1 Multiplr: 1.00
MS Integration Params: RTEINT.P
Quant Time: May 8 11:04 2012 Quant Results File: temp.res

Method : C:\HPCHEM\1\METHODS\G120507T.M (RTE Integrator)
Title : SW-846 Method 8260
Last Update : Tue May 08 10:58:06 2012
Response via : Multiple Level Calibration

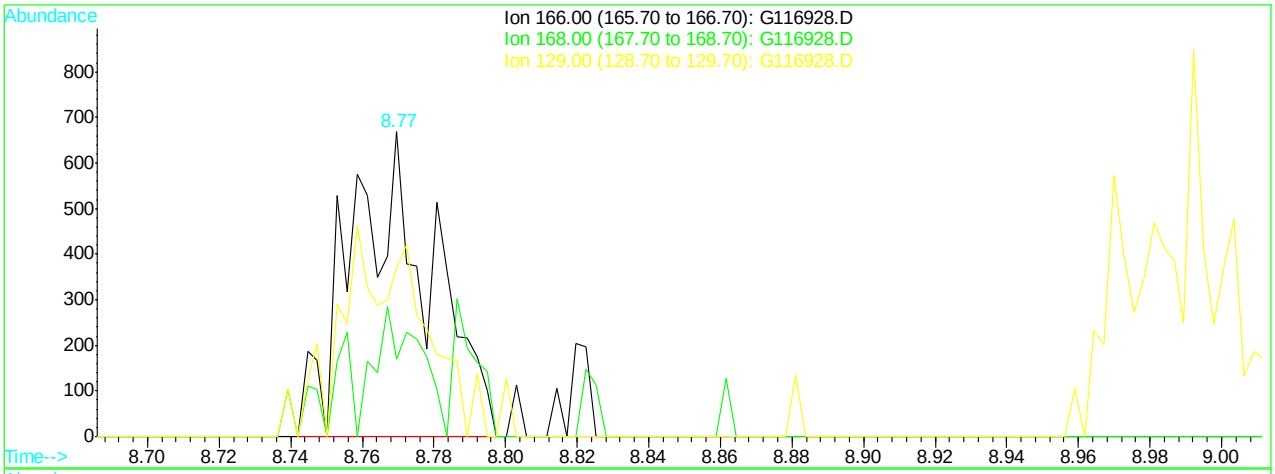

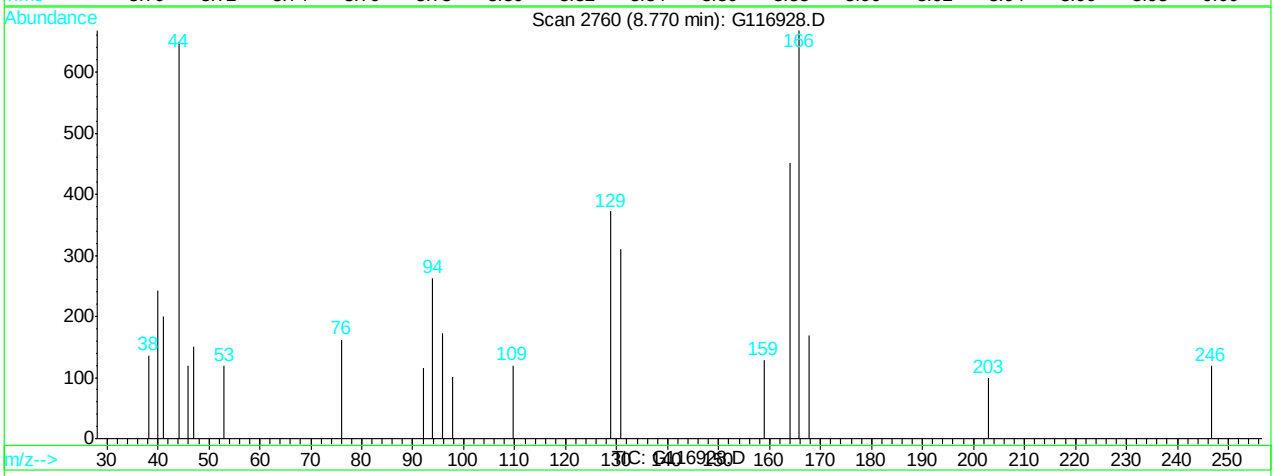

(67) tetrachloroethene (M)

8.77min 0.82ppb m

response 1044

Ion	Exp%	Act%
166.00	100	100
168.00	44.60	25.30
129.00	69.70	55.69
0.00	0.00	0.00

G116928.D G120507T.M Tue May 08 11:05:00 2012

Quantitation Report (Qedit)

Data File : C:\HPCHEM\1\DATA\120507\G116928.D Vial: 5
Acq On : 7 May 2012 3:23 pm Operator: alit
Sample : ic4689-1.0 Inst : GCMS G
Misc : MS25756,MSG4689,,,,5,1 Multiplr: 1.00
MS Integration Params: RTEINT.P
Quant Time: May 8 11:04 2012 Quant Results File: temp.res

Method : C:\HPCHEM\1\METHODS\G120507T.M (RTE Integrator)
Title : SW-846 Method 8260
Last Update : Tue May 08 10:58:06 2012
Response via : Multiple Level Calibration

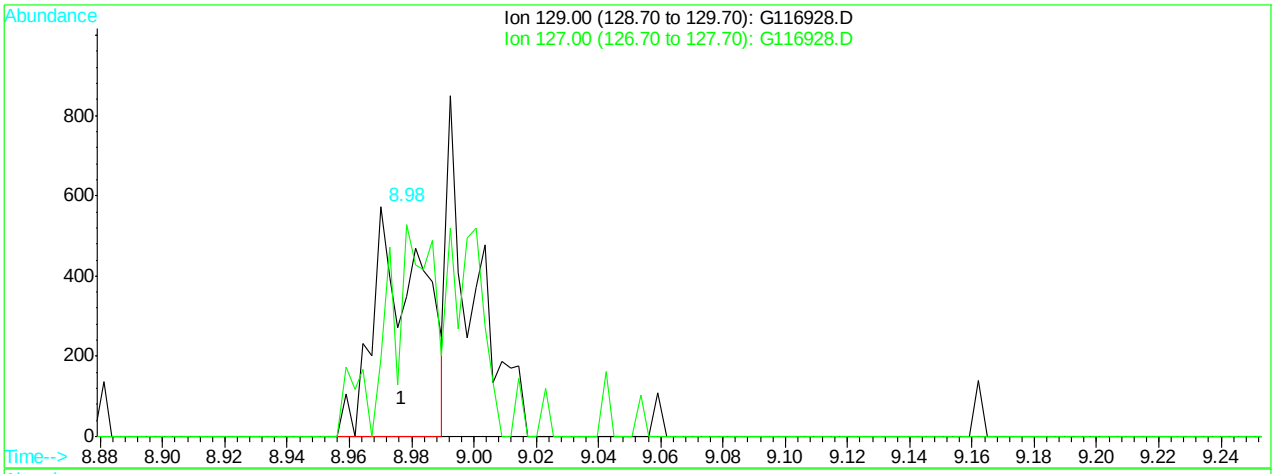

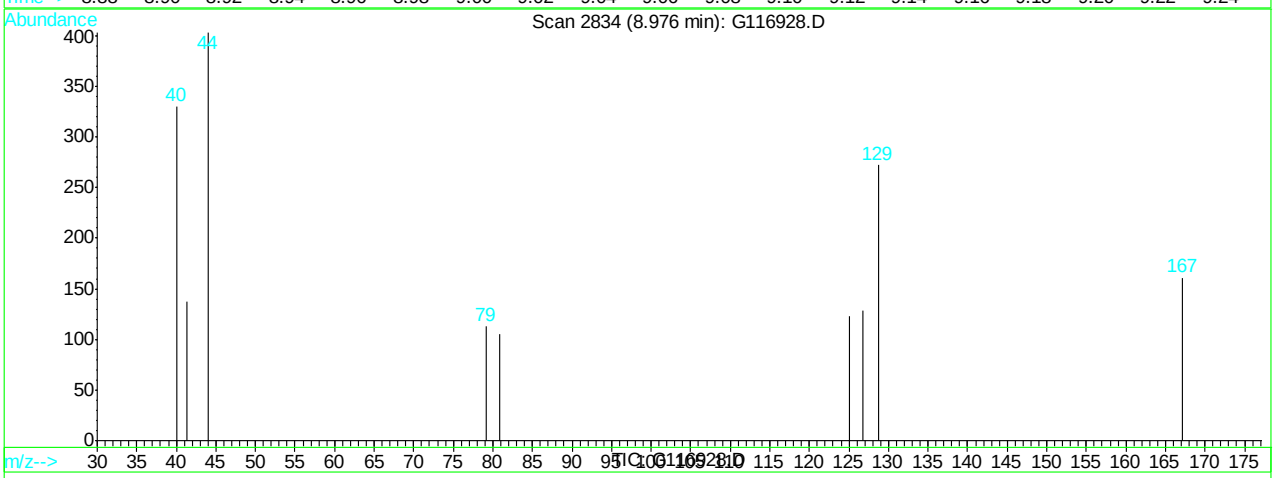

(69) dibromochloromethane (M)

8.98min 0.46ppb

response 609

Ion	Exp%	Act%
129.00	100	100
127.00	73.10	47.06
0.00	0.00	0.00
0.00	0.00	0.00

G116928.D G120507T.M Tue May 08 11:05:06 2012

Quantitation Report (Qedit)

Data File : C:\HPCHEM\1\DATA\120507\G116928.D Vial: 5
Acq On : 7 May 2012 3:23 pm Operator: alit
Sample : ic4689-1.0 Inst : GCMS G
Misc : MS25756,MSG4689,,,,5,1 Multiplr: 1.00
MS Integration Params: RTEINT.P
Quant Time: May 8 11:05 2012 Quant Results File: temp.res

Method : C:\HPCHEM\1\METHODS\G120507T.M (RTE Integrator)
Title : SW-846 Method 8260
Last Update : Tue May 08 10:58:06 2012
Response via : Multiple Level Calibration

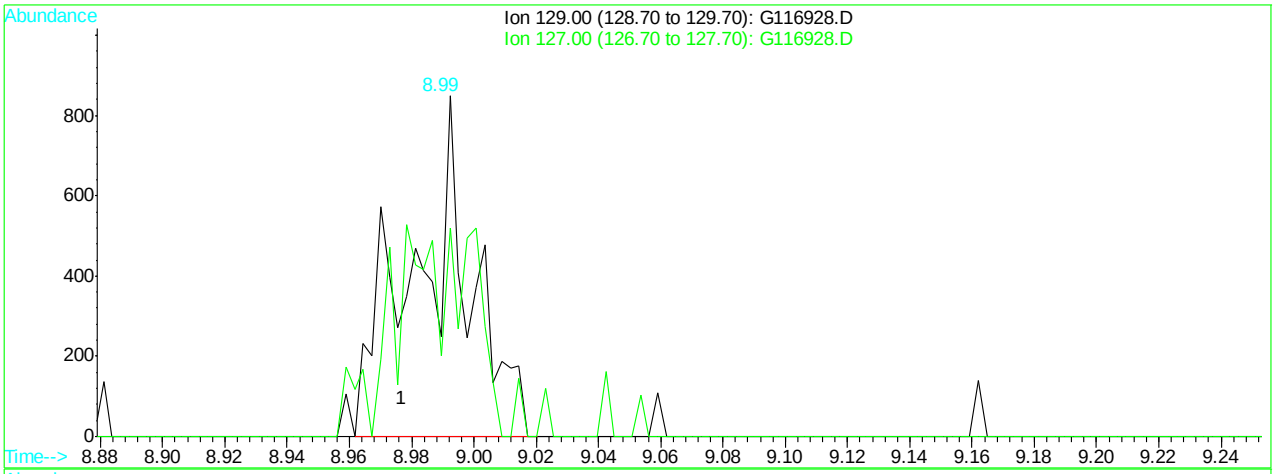

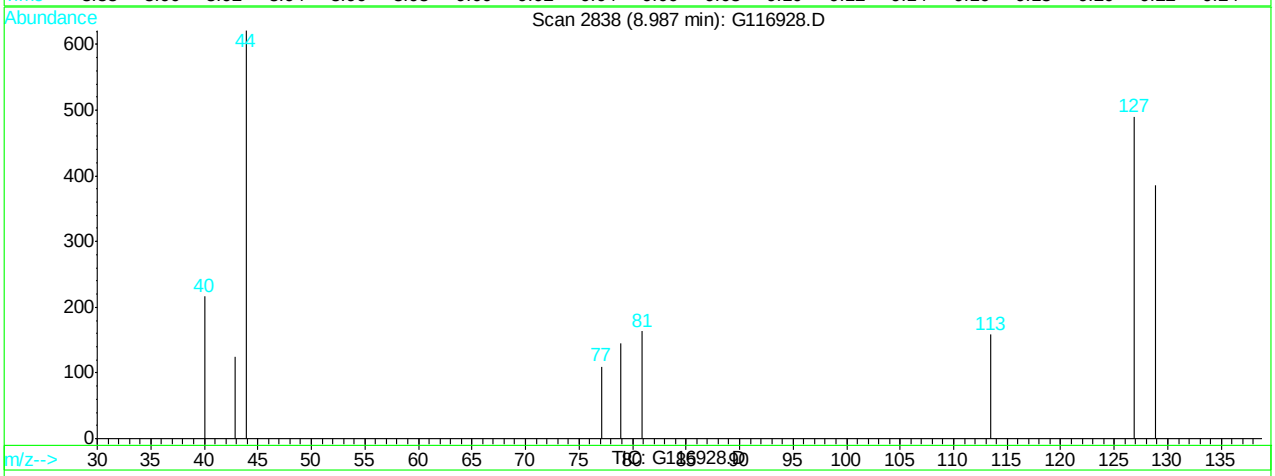

(69) dibromochloromethane (M)

8.99min 0.83ppb m

response 1096

Ion	Exp%	Act%
129.00	100	100
127.00	73.10	127.01#
0.00	0.00	0.00
0.00	0.00	0.00

G116928.D G120507T.M Tue May 08 11:05:11 2012

Quantitation Report (Qedit)

Data File : C:\HPCHEM\1\DATA\120507\G116928.D Vial: 5
Acq On : 7 May 2012 3:23 pm Operator: alit
Sample : ic4689-1.0 Inst : GCMS G
Misc : MS25756,MSG4689,,,,5,1 Multiplr: 1.00
MS Integration Params: RTEINT.P
Quant Time: May 8 11:05 2012 Quant Results File: temp.res

Method : C:\HPCHEM\1\METHODS\G120507T.M (RTE Integrator)
Title : SW-846 Method 8260
Last Update : Tue May 08 10:58:06 2012
Response via : Multiple Level Calibration

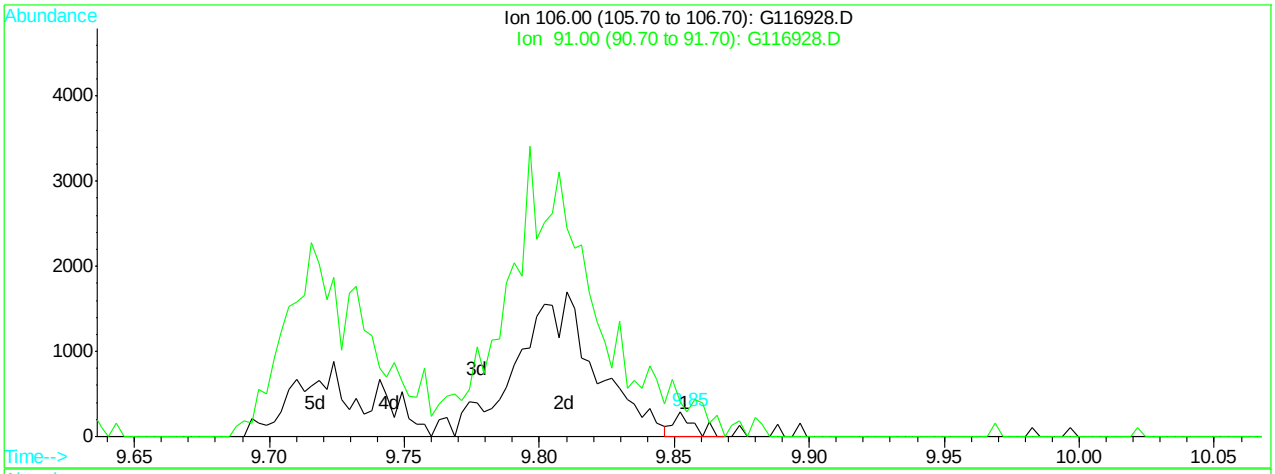

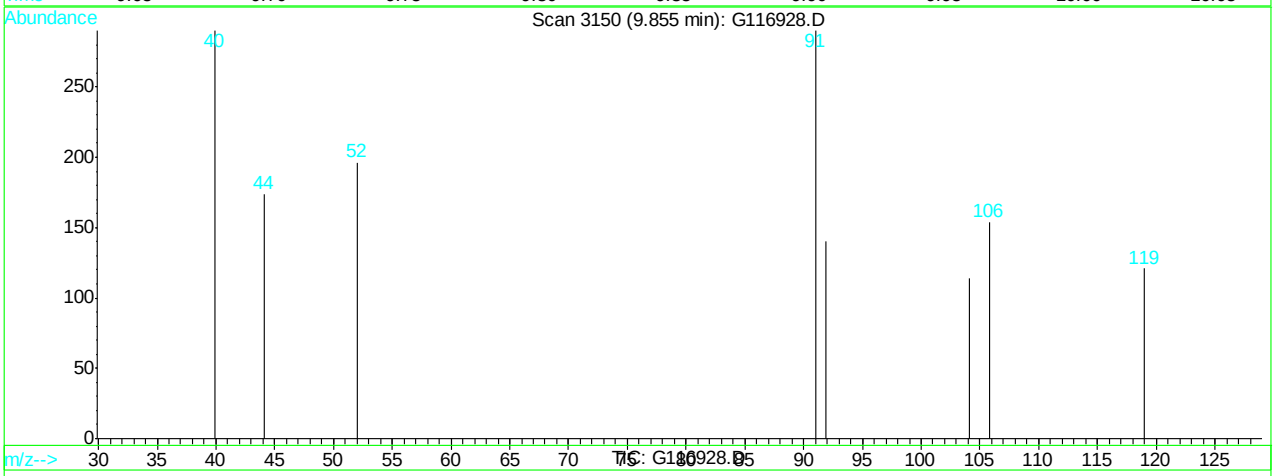

(75) m,p-xylene (M)

9.85min 0.08ppb

response 153

Ion	Exp%	Act%
106.00	100	100
91.00	208.40	188.31
0.00	0.00	0.00
0.00	0.00	0.00

G116928.D G120507T.M Tue May 08 11:05:25 2012

Quantitation Report (Qedit)

Data File : C:\HPCHEM\1\DATA\120507\G116928.D Vial: 5
Acq On : 7 May 2012 3:23 pm Operator: alit
Sample : ic4689-1.0 Inst : GCMS G
Misc : MS25756,MSG4689,,,,5,1 Multiplr: 1.00
MS Integration Params: RTEINT.P
Quant Time: May 8 11:05 2012 Quant Results File: temp.res

Method : C:\HPCHEM\1\METHODS\G120507T.M (RTE Integrator)
Title : SW-846 Method 8260
Last Update : Tue May 08 10:58:06 2012
Response via : Multiple Level Calibration

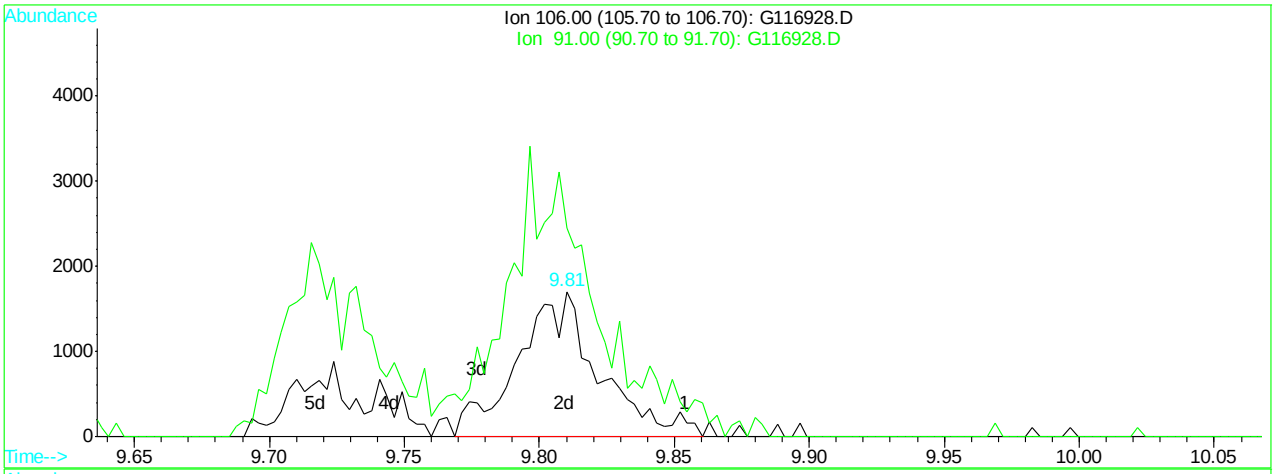

(75) m,p-xylene (M)

9.81min 1.93ppb m

response 3543

Ion	Exp%	Act%
106.00	100	100
91.00	208.40	268.86#
0.00	0.00	0.00
0.00	0.00	0.00

G116928.D G120507T.M Tue May 08 11:05:32 2012

Quantitation Report (Qedit)

Data File : C:\HPCHEM\1\DATA\120507\G116928.D Vial: 5
Acq On : 7 May 2012 3:23 pm Operator: alit
Sample : ic4689-1.0 Inst : GCMS G
Misc : MS25756,MSG4689,,,,5,1 Multiplr: 1.00
MS Integration Params: RTEINT.P
Quant Time: May 8 11:05 2012 Quant Results File: temp.res

Method : C:\HPCHEM\1\METHODS\G120507T.M (RTE Integrator)
Title : SW-846 Method 8260
Last Update : Tue May 08 10:58:06 2012
Response via : Multiple Level Calibration

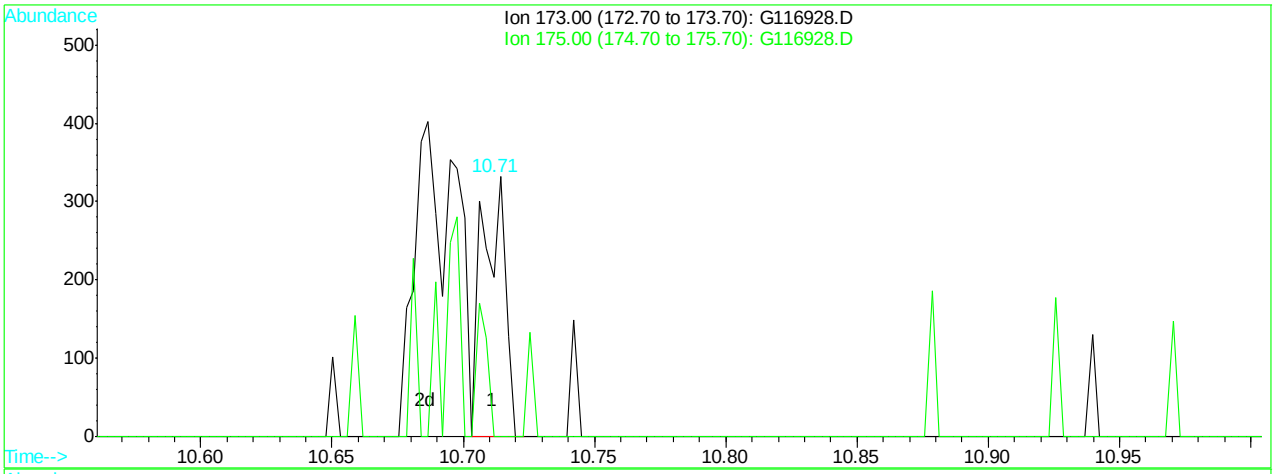

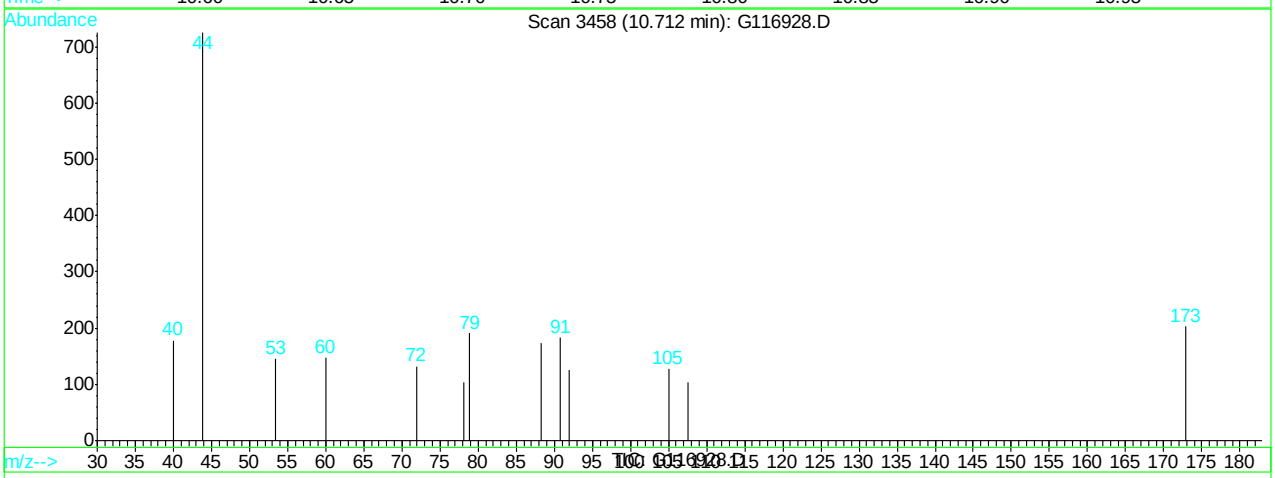

(78) bromoform (P)

10.71min 0.25ppb

response 201

Ion	Exp%	Act%
173.00	100	100
175.00	43.30	0.00#
0.00	0.00	0.00
0.00	0.00	0.00

G116928.D G120507T.M Tue May 08 11:05:40 2012

Quantitation Report (Qedit)

Data File : C:\HPCHEM\1\DATA\120507\G116928.D Vial: 5
Acq On : 7 May 2012 3:23 pm Operator: alit
Sample : ic4689-1.0 Inst : GCMS G
Misc : MS25756,MSG4689,,,,5,1 Multiplr: 1.00
MS Integration Params: RTEINT.P
Quant Time: May 8 11:05 2012 Quant Results File: temp.res

Method : C:\HPCHEM\1\METHODS\G120507T.M (RTE Integrator)
Title : SW-846 Method 8260
Last Update : Tue May 08 10:58:06 2012
Response via : Multiple Level Calibration

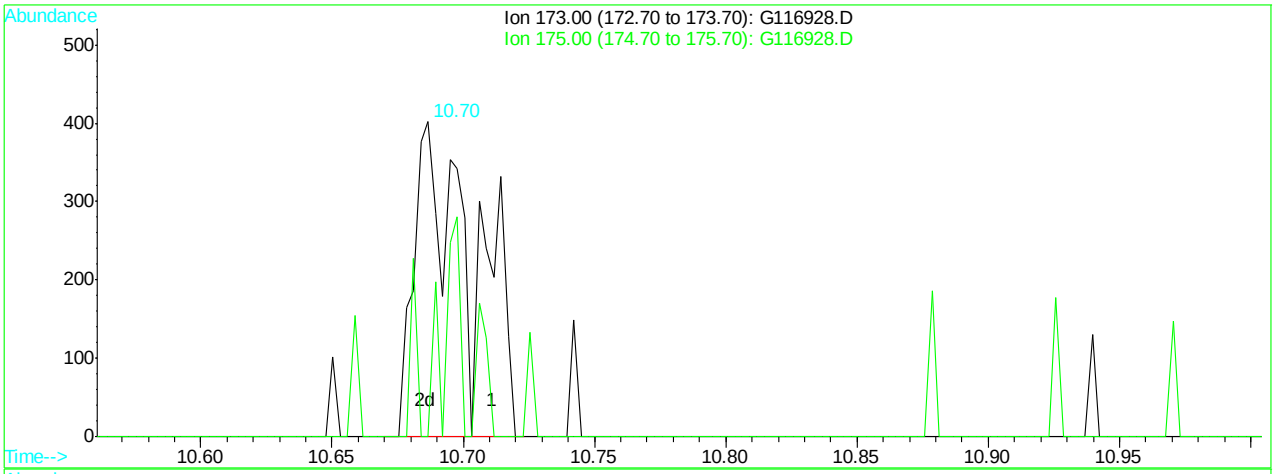

(78) bromoform (P)

10.70min 0.77ppb m

response 629

Ion	Exp%	Act%
173.00	100	100
175.00	43.30	81.87#
0.00	0.00	0.00
0.00	0.00	0.00

G116928.D G120507T.M Tue May 08 11:05:44 2012

Quantitation Report (Qedit)

Data File : C:\HPCHEM\1\DATA\120507\G116928.D Vial: 5
Acq On : 7 May 2012 3:23 pm Operator: alit
Sample : ic4689-1.0 Inst : GCMS G
Misc : MS25756,MSG4689,,,,5,1 Multiplr: 1.00
MS Integration Params: RTEINT.P
Quant Time: May 8 11:05 2012 Quant Results File: temp.res

Method : C:\HPCHEM\1\METHODS\G120507T.M (RTE Integrator)
Title : SW-846 Method 8260
Last Update : Tue May 08 10:58:06 2012
Response via : Multiple Level Calibration

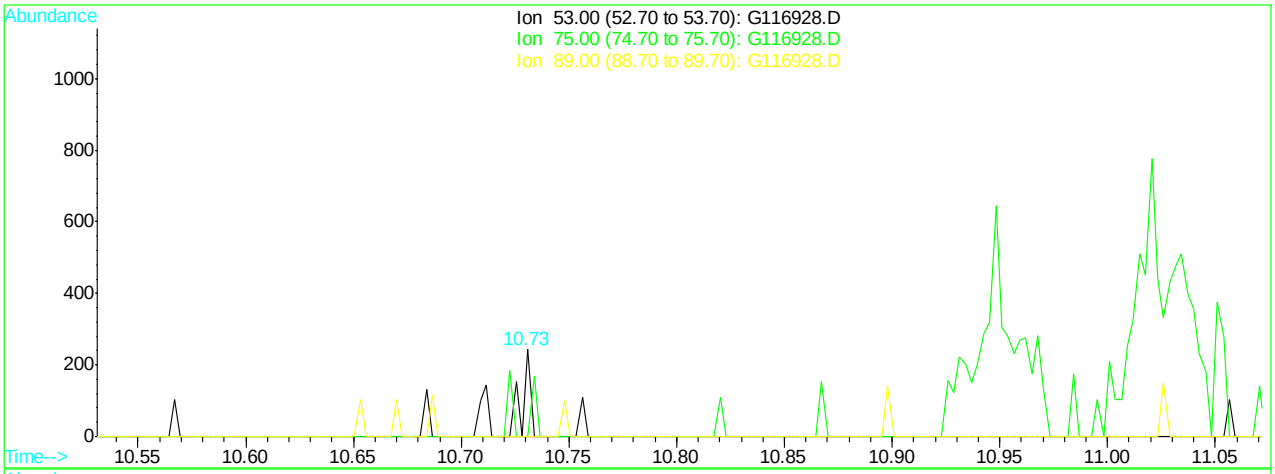

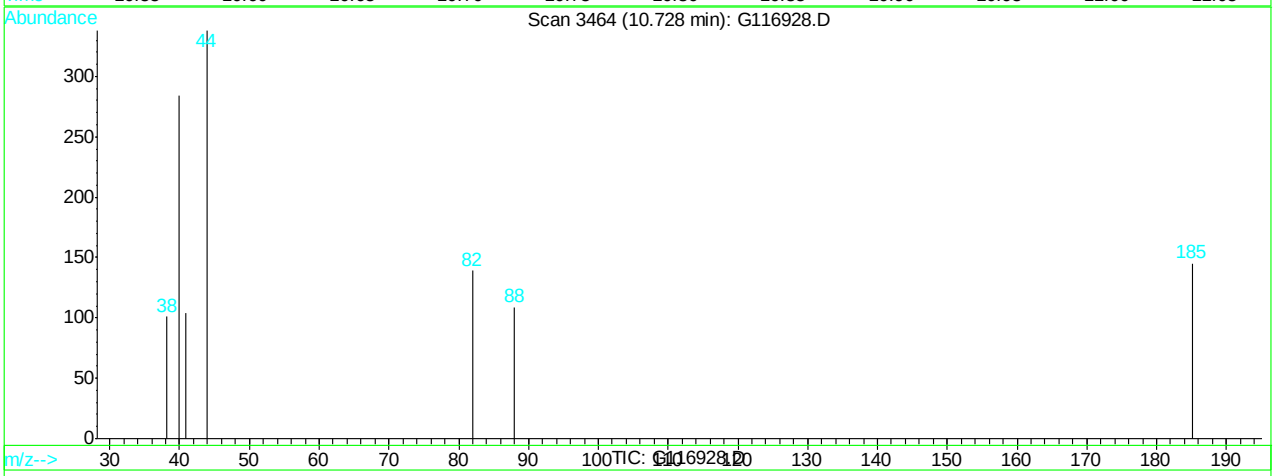

(79) trans-1,4-dichloro-2-butene (M)

10.73min 0.31ppb m

response 66

Ion	Exp%	Act%
53.00	100	100
75.00	103.60	0.00#
89.00	42.50	0.00#
0.00	0.00	0.00

G116928.D G120507T.M Tue May 08 11:05:53 2012

Quantitation Report (Qedit)

Data File : C:\HPCHEM\1\DATA\120507\G116928.D Vial: 5
Acq On : 7 May 2012 3:23 pm Operator: alit
Sample : ic4689-1.0 Inst : GCMS G
Misc : MS25756,MSG4689,,,,5,1 Multiplr: 1.00
MS Integration Params: RTEINT.P
Quant Time: May 8 11:05 2012 Quant Results File: temp.res

Method : C:\HPCHEM\1\METHODS\G120507T.M (RTE Integrator)
Title : SW-846 Method 8260
Last Update : Tue May 08 10:58:06 2012
Response via : Multiple Level Calibration

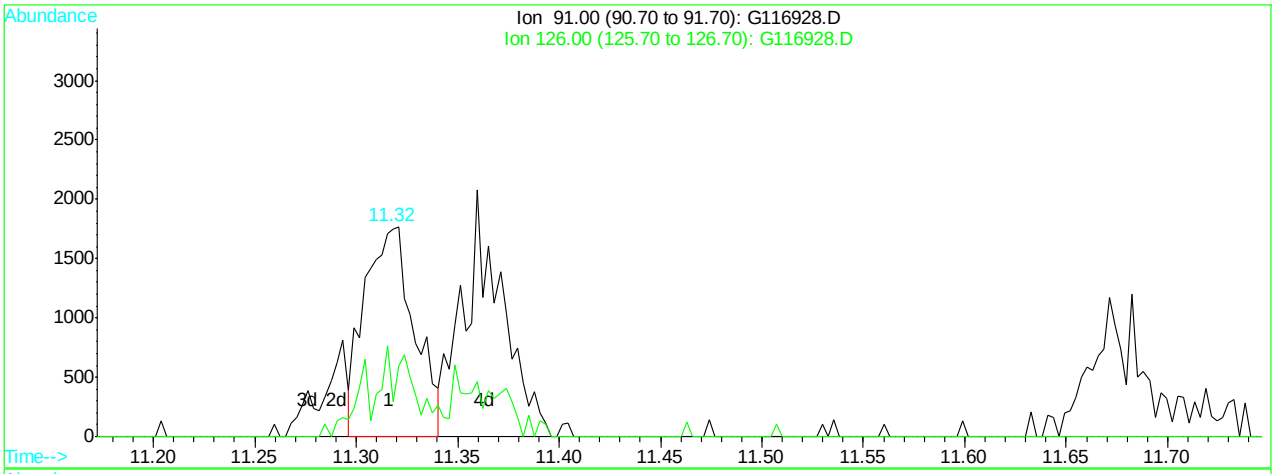

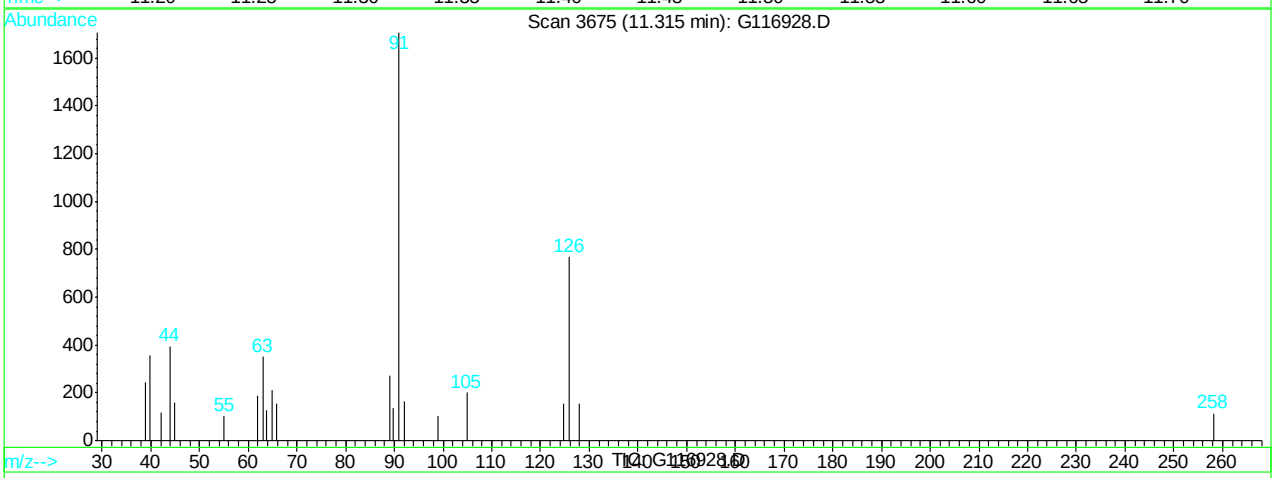

(87) 2-chlorotoluene (M)

11.32min 0.88ppb

response 3027

Ion	Exp%	Act%
91.00	100	100
126.00	28.30	47.50
0.00	0.00	0.00
0.00	0.00	0.00

G116928.D G120507T.M Tue May 08 11:06:06 2012

Quantitation Report (Qedit)

Data File : C:\HPCHEM\1\DATA\120507\G116928.D Vial: 5
Acq On : 7 May 2012 3:23 pm Operator: alit
Sample : ic4689-1.0 Inst : GCMS G
Misc : MS25756,MSG4689,,,,5,1 Multiplr: 1.00
MS Integration Params: RTEINT.P
Quant Time: May 8 11:06 2012 Quant Results File: temp.res

Method : C:\HPCHEM\1\METHODS\G120507T.M (RTE Integrator)
Title : SW-846 Method 8260
Last Update : Tue May 08 10:58:06 2012
Response via : Multiple Level Calibration

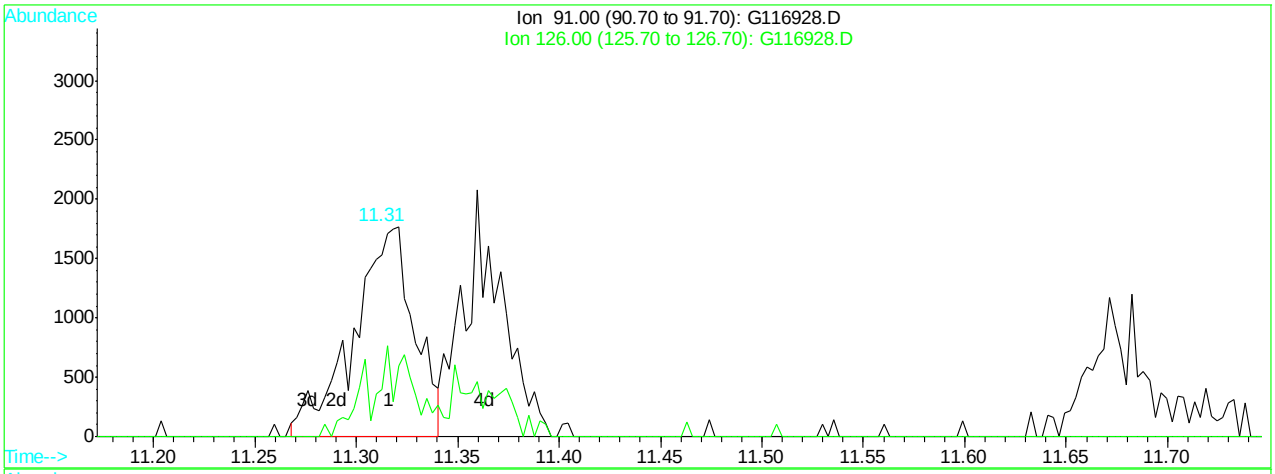

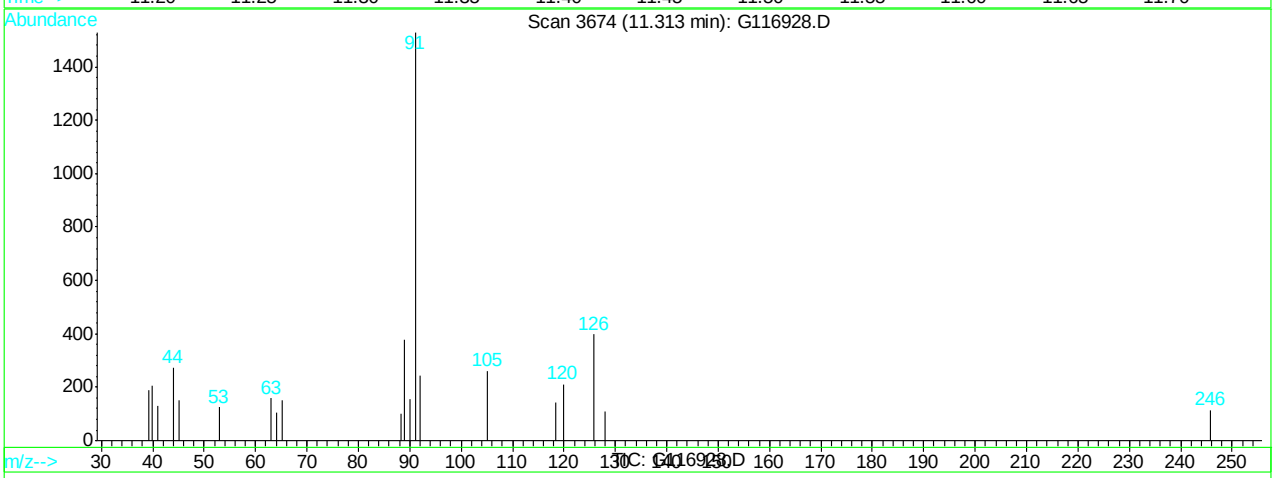

(87) 2-chlorotoluene (M)

11.31min 1.06ppb m

response 3678

Ion	Exp%	Act%
91.00	100	100
126.00	28.30	26.05
0.00	0.00	0.00
0.00	0.00	0.00

G116928.D G120507T.M Tue May 08 11:06:19 2012

Quantitation Report (Qedit)

Data File : C:\HPCHEM\1\DATA\120507\G116928.D Vial: 5
Acq On : 7 May 2012 3:23 pm Operator: alit
Sample : ic4689-1.0 Inst : GCMS G
Misc : MS25756,MSG4689,,,,5,1 Multiplr: 1.00
MS Integration Params: RTEINT.P
Quant Time: May 8 11:06 2012 Quant Results File: temp.res

Method : C:\HPCHEM\1\METHODS\G120507T.M (RTE Integrator)
Title : SW-846 Method 8260
Last Update : Tue May 08 10:58:06 2012
Response via : Multiple Level Calibration

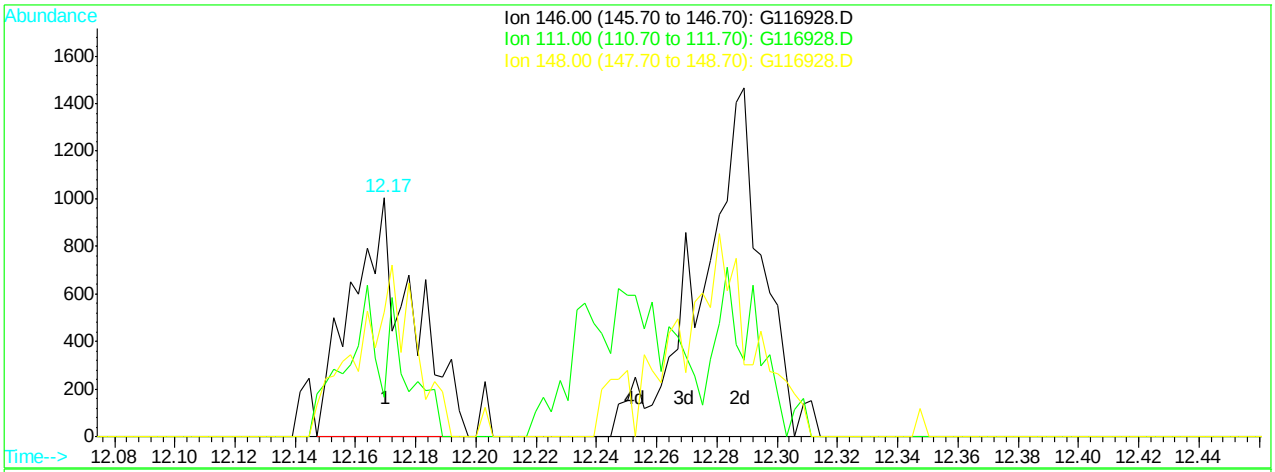

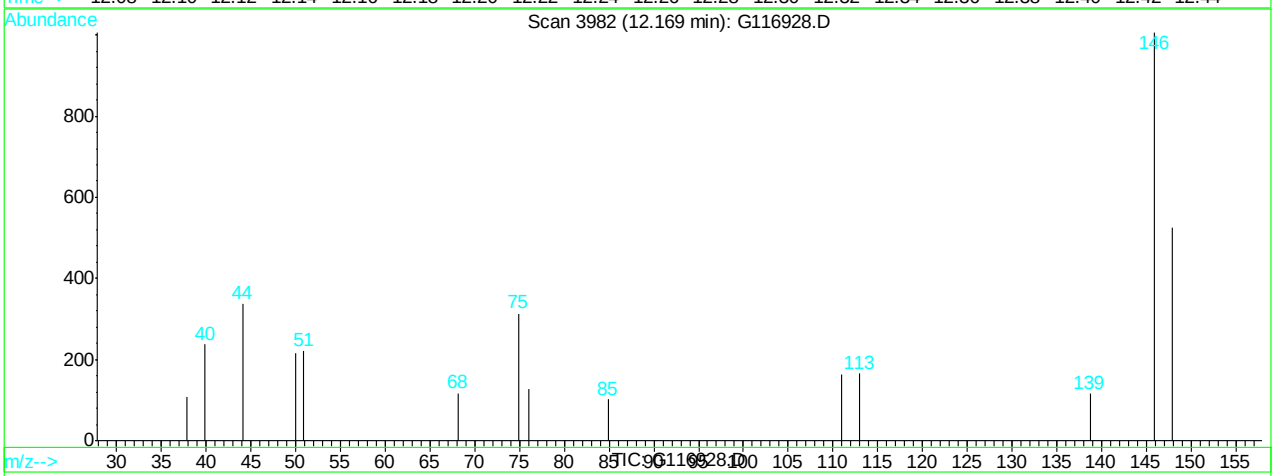

(95) 1,4-dichlorobenzene (M)

12.17min 0.76ppb

response 1416

Ion	Exp%	Act%
146.00	100	100
111.00	42.80	16.20
148.00	66.70	52.09
0.00	0.00	0.00

G116928.D G120507T.M Tue May 08 11:06:38 2012

Quantitation Report (Qedit)

Data File : C:\HPCHEM\1\DATA\120507\G116928.D Vial: 5
Acq On : 7 May 2012 3:23 pm Operator: alit
Sample : ic4689-1.0 Inst : GCMS G
Misc : MS25756,MSG4689,,,,5,1 Multiplr: 1.00
MS Integration Params: RTEINT.P
Quant Time: May 8 11:06 2012 Quant Results File: temp.res

Method : C:\HPCHEM\1\METHODS\G120507T.M (RTE Integrator)
Title : SW-846 Method 8260
Last Update : Tue May 08 10:58:06 2012
Response via : Multiple Level Calibration

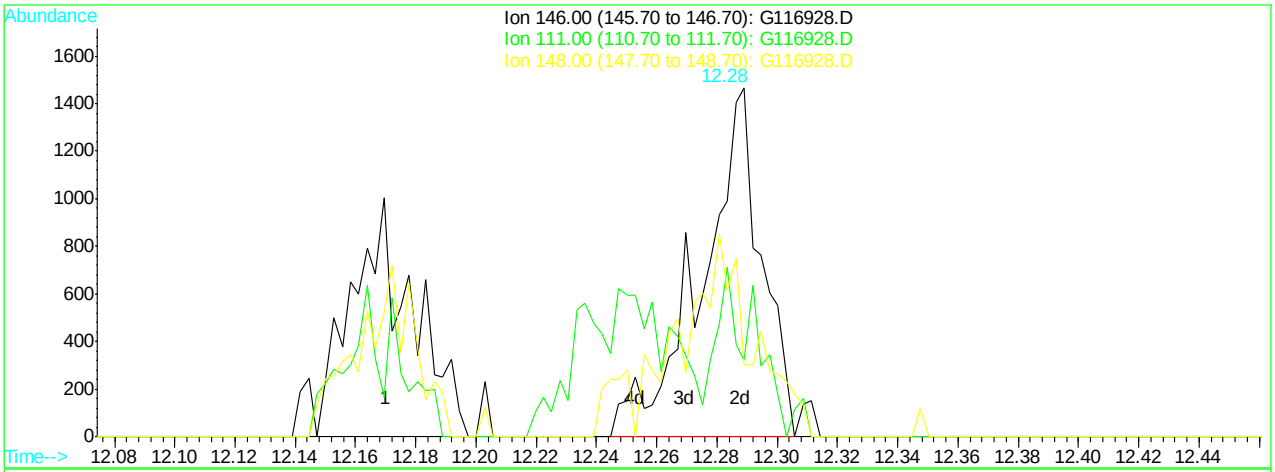

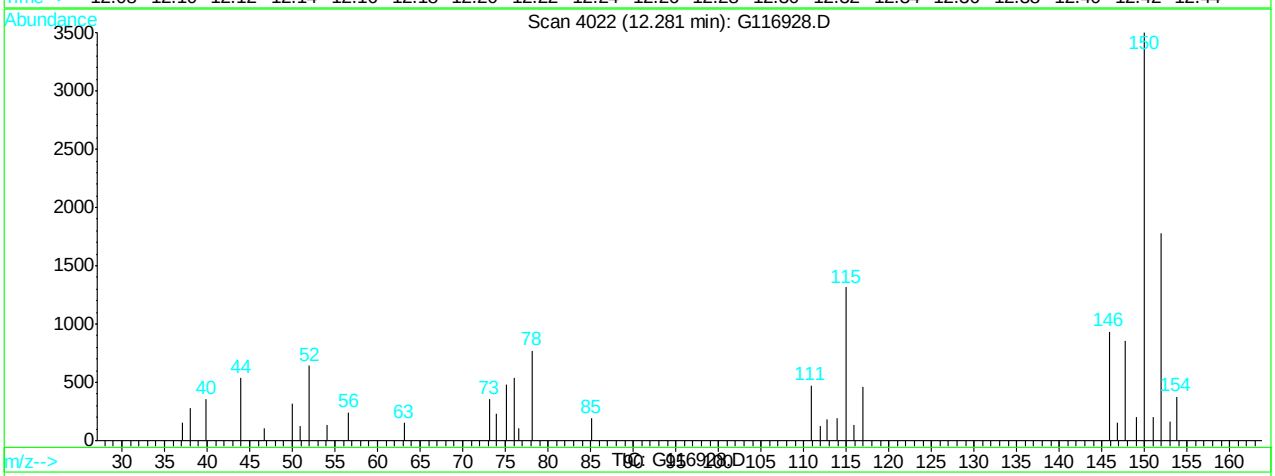

(95) 1,4-dichlorobenzene (M)

12.28min 1.08ppb m

response 2020

Ion	Exp%	Act%
146.00	100	100
111.00	42.80	50.86
148.00	66.70	91.22
0.00	0.00	0.00

G116928.D G120507T.M Tue May 08 11:06:43 2012

Quantitation Report (Qedit)

Data File : C:\HPCHEM\1\DATA\120507\G116928.D Vial: 5
Acq On : 7 May 2012 3:23 pm Operator: alit
Sample : ic4689-1.0 Inst : GCMS G
Misc : MS25756,MSG4689,,,,5,1 Multiplr: 1.00
MS Integration Params: RTEINT.P
Quant Time: May 8 11:06 2012 Quant Results File: temp.res

Method : C:\HPCHEM\1\METHODS\G120507T.M (RTE Integrator)
Title : SW-846 Method 8260
Last Update : Tue May 08 10:58:06 2012
Response via : Multiple Level Calibration

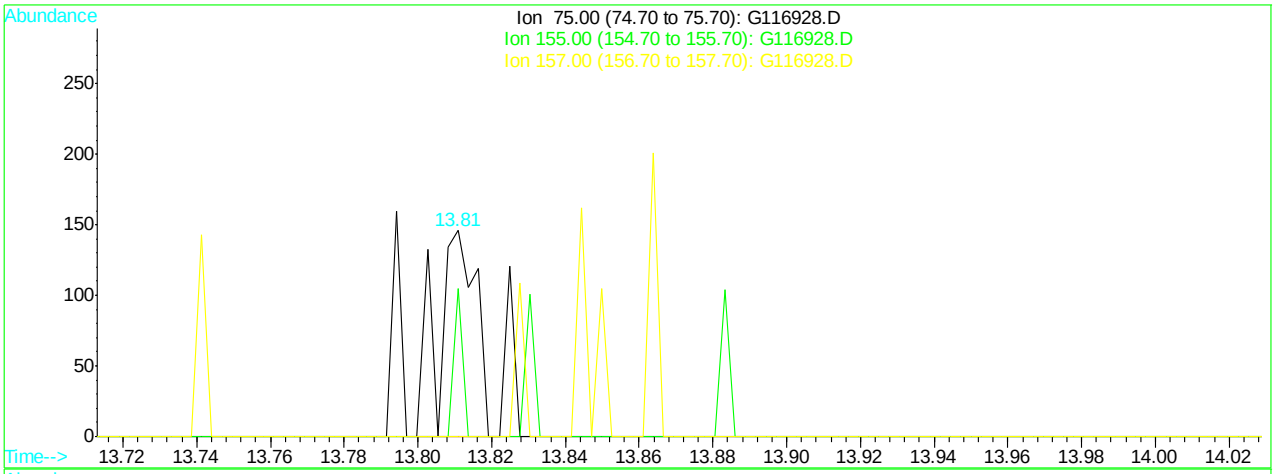

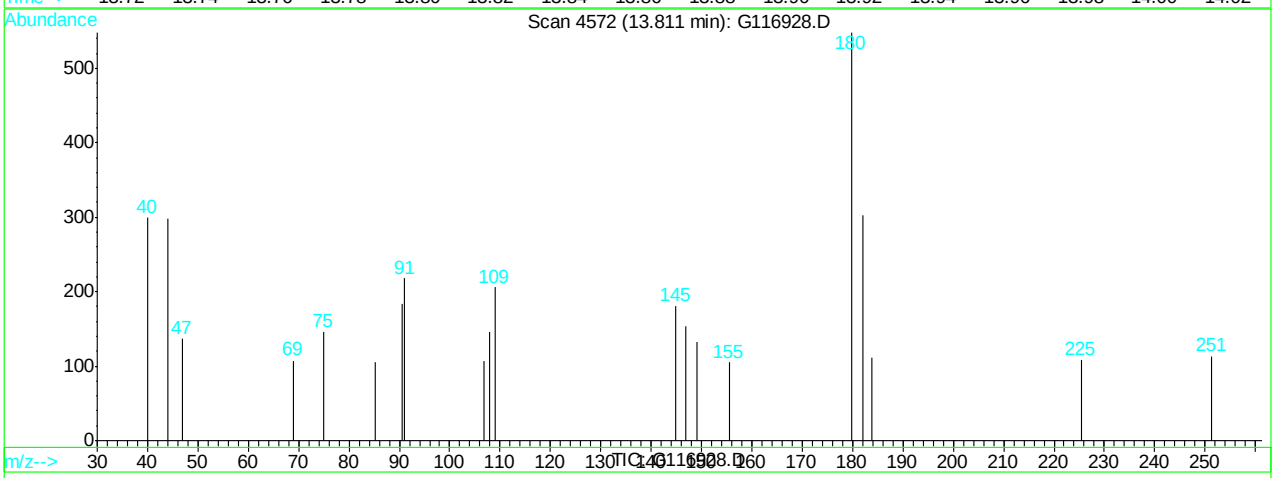

(98) 1,2-dibromo-3-chloropropane (M)

13.81min 0.50ppb

response 106

Ion	Exp%	Act%
75.00	100	100
155.00	89.00	71.92
157.00	111.70	0.00#
0.00	0.00	0.00

G116928.D G120507T.M Tue May 08 11:06:57 2012

Quantitation Report (Qedit)

Data File : C:\HPCHEM\1\DATA\120507\G116928.D Vial: 5
Acq On : 7 May 2012 3:23 pm Operator: alit
Sample : ic4689-1.0 Inst : GCMS G
Misc : MS25756,MSG4689,,,,5,1 Multiplr: 1.00
MS Integration Params: RTEINT.P
Quant Time: May 8 11:06 2012 Quant Results File: temp.res

Method : C:\HPCHEM\1\METHODS\G120507T.M (RTE Integrator)
Title : SW-846 Method 8260
Last Update : Tue May 08 10:58:06 2012
Response via : Multiple Level Calibration

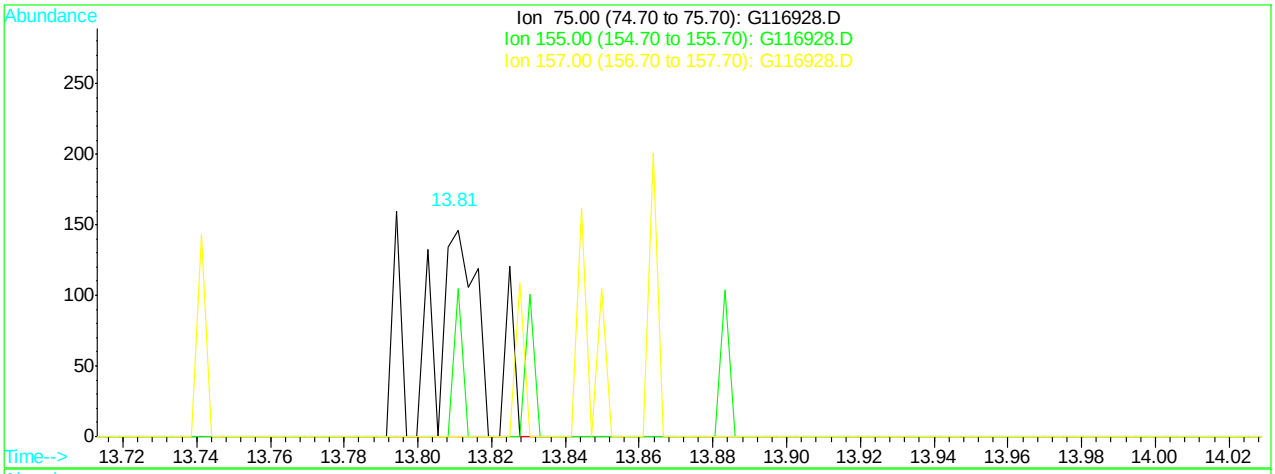

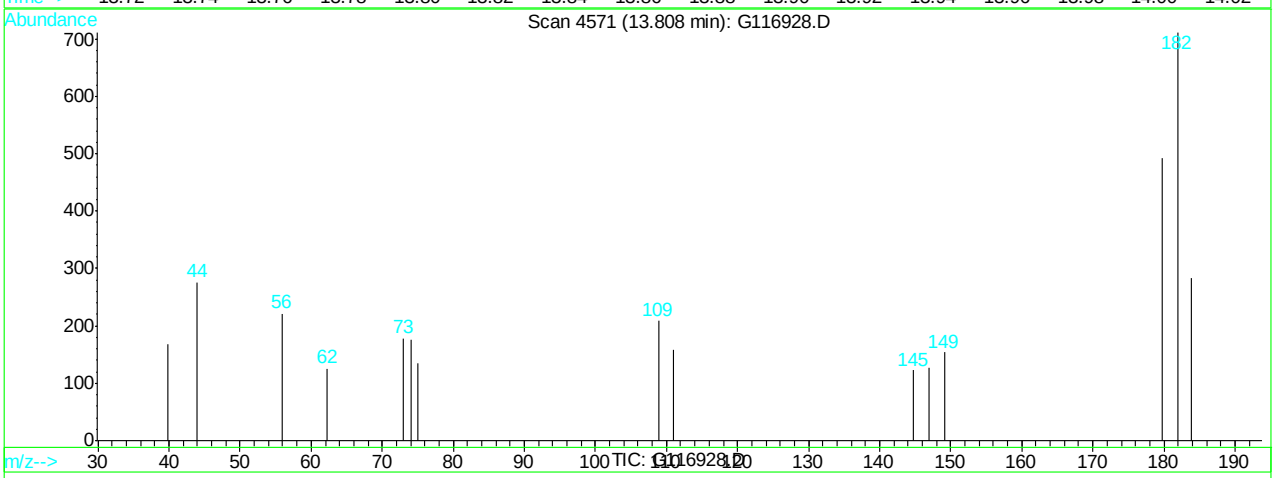

(98) 1,2-dibromo-3-chloropropane (M)

13.81min 0.72ppb m

response 153

Ion	Exp%	Act%
75.00	100	100
155.00	89.00	0.00#
157.00	111.70	0.00#
0.00	0.00	0.00

G116928.D G120507T.M Tue May 08 11:07:02 2012

Quantitation Report (Qedit)

Data File : C:\HPCHEM\1\DATA\120507\G116928.D Vial: 5
Acq On : 7 May 2012 3:23 pm Operator: alit
Sample : ic4689-1.0 Inst : GCMS G
Misc : MS25756,MSG4689,,,,5,1 Multiplr: 1.00
MS Integration Params: RTEINT.P
Quant Time: May 8 11:06 2012 Quant Results File: temp.res

Method : C:\HPCHEM\1\METHODS\G120507T.M (RTE Integrator)
Title : SW-846 Method 8260
Last Update : Tue May 08 10:58:06 2012
Response via : Multiple Level Calibration

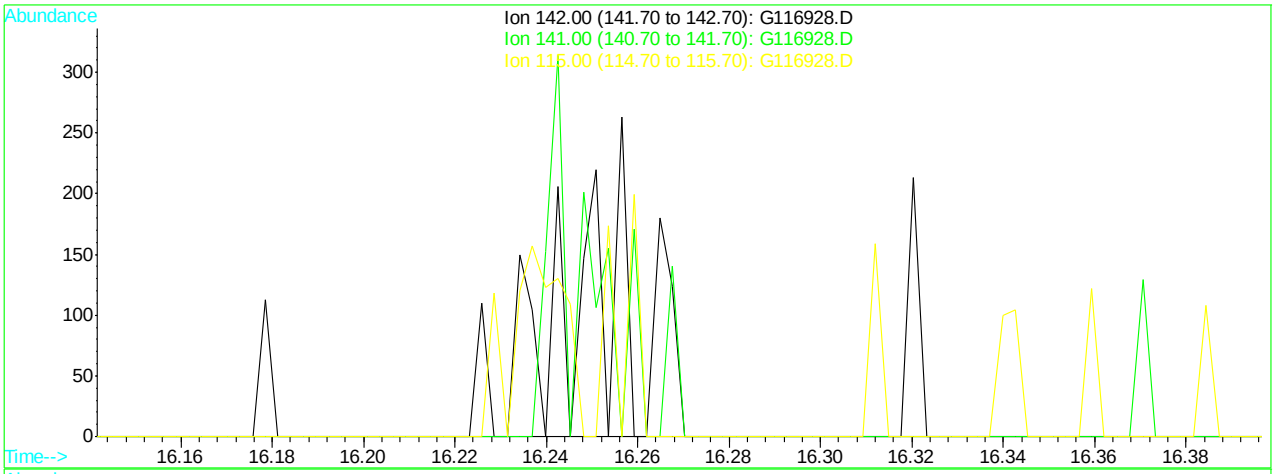

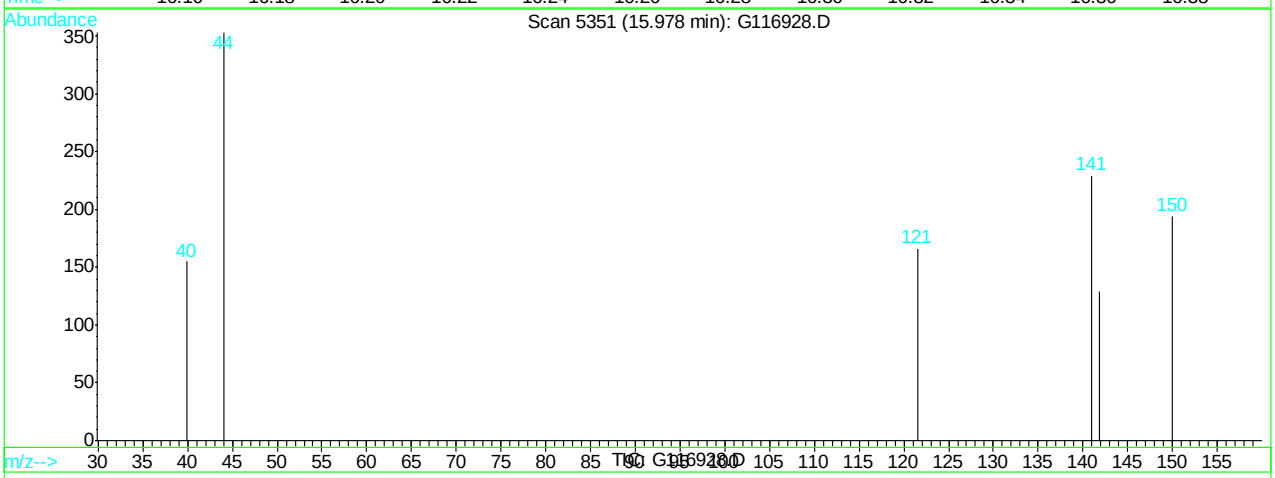

(104) 1-Methylnaphthalene

15.98min 0.51ug/L

response 351

Ion	Exp%	Act%
142.00	100	100
141.00	88.00	46.72#
115.00	35.20	0.00#
0.00	0.00	0.00

G116928.D G120507T.M Tue May 08 11:07:17 2012

Quantitation Report (Qedit)

Data File : C:\HPCHEM\1\DATA\120507\G116928.D Vial: 5
Acq On : 7 May 2012 3:23 pm Operator: alit
Sample : ic4689-1.0 Inst : GCMS G
Misc : MS25756,MSG4689,,,,5,1 Multiplr: 1.00
MS Integration Params: RTEINT.P
Quant Time: May 8 11:07 2012 Quant Results File: temp.res

Method : C:\HPCHEM\1\METHODS\G120507T.M (RTE Integrator)
Title : SW-846 Method 8260
Last Update : Tue May 08 10:58:06 2012
Response via : Multiple Level Calibration

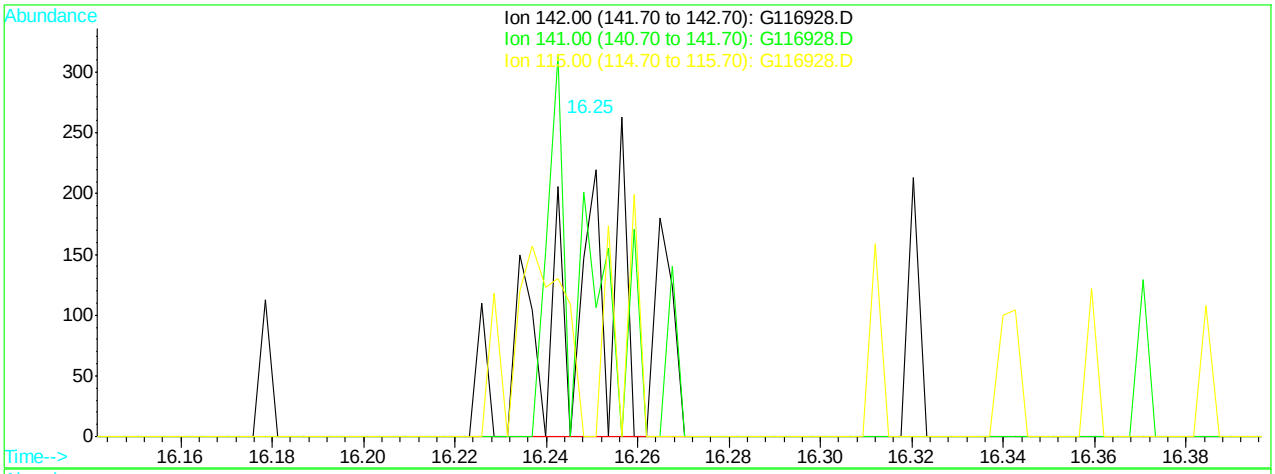

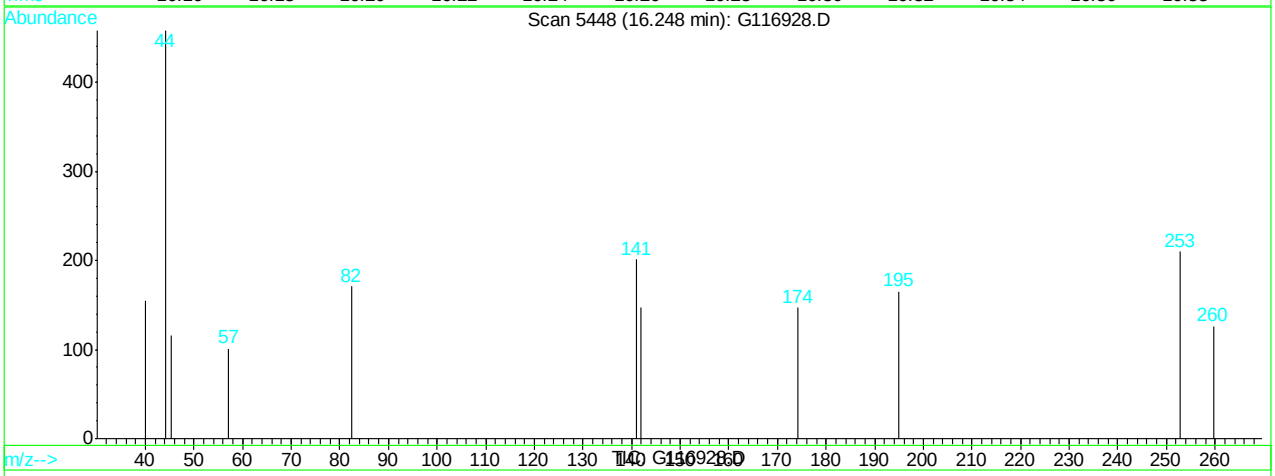

(104) 1-Methylnaphthalene

16.25min 0.36ug/L m

response 251

Ion	Exp%	Act%
142.00	100	100
141.00	88.00	65.34#
115.00	35.20	0.00#
0.00	0.00	0.00

G116928.D G120507T.M Tue May 08 11:07:22 2012

Quantitation Report (Qedit)

Data File : C:\HPCHEM\1\DATA\120507\G116928.D Vial: 5
Acq On : 7 May 2012 3:23 pm Operator: alit
Sample : ic4689-1.0 Inst : GCMS G
Misc : MS25756,MSG4689,,,,5,1 Multiplr: 1.00
MS Integration Params: RTEINT.P
Quant Time: May 8 11:07 2012 Quant Results File: temp.res

Method : C:\HPCHEM\1\METHODS\G120507T.M (RTE Integrator)
Title : SW-846 Method 8260
Last Update : Tue May 08 10:58:06 2012
Response via : Multiple Level Calibration

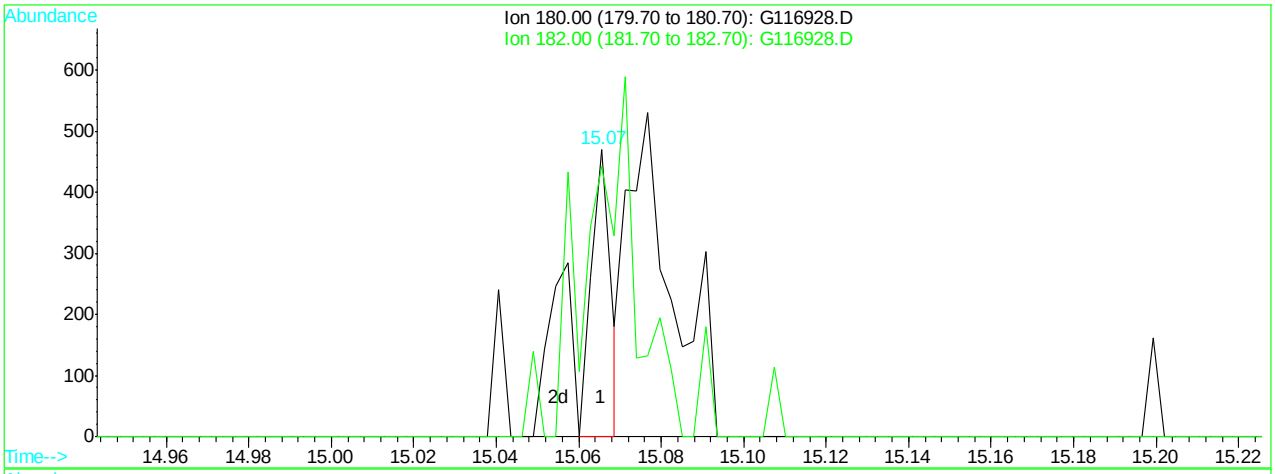

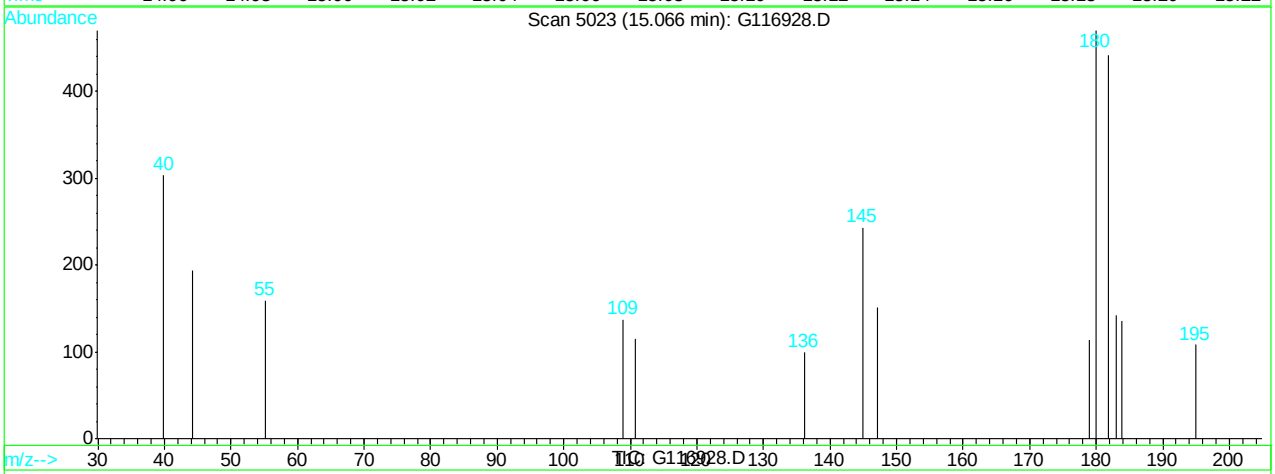

(105) 1,2,3-trichlorobenzene (M)

15.07min 0.18ppb

response 152

Ion	Exp%	Act%
180.00	100	100
182.00	91.10	71.49
0.00	0.00	0.00
0.00	0.00	0.00

G116928.D G120507T.M Tue May 08 11:07:28 2012

Quantitation Report (Qedit)

Data File : C:\HPCHEM\1\DATA\120507\G116928.D Vial: 5
Acq On : 7 May 2012 3:23 pm Operator: alit
Sample : ic4689-1.0 Inst : GCMS G
Misc : MS25756,MSG4689,,,,5,1 Multiplr: 1.00
MS Integration Params: RTEINT.P
Quant Time: May 8 11:07 2012 Quant Results File: temp.res

Method : C:\HPCHEM\1\METHODS\G120507T.M (RTE Integrator)
Title : SW-846 Method 8260
Last Update : Tue May 08 10:58:06 2012
Response via : Multiple Level Calibration

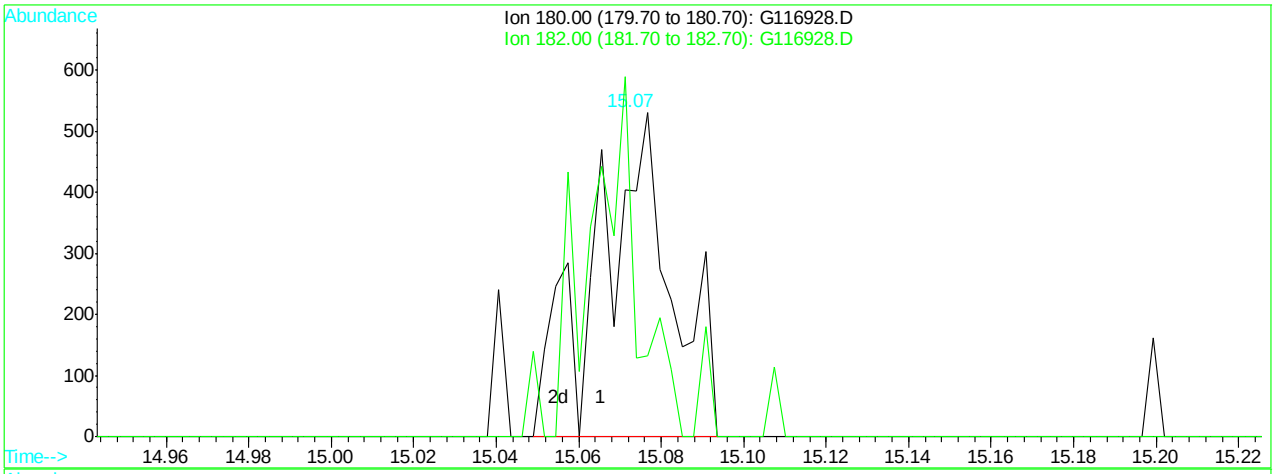

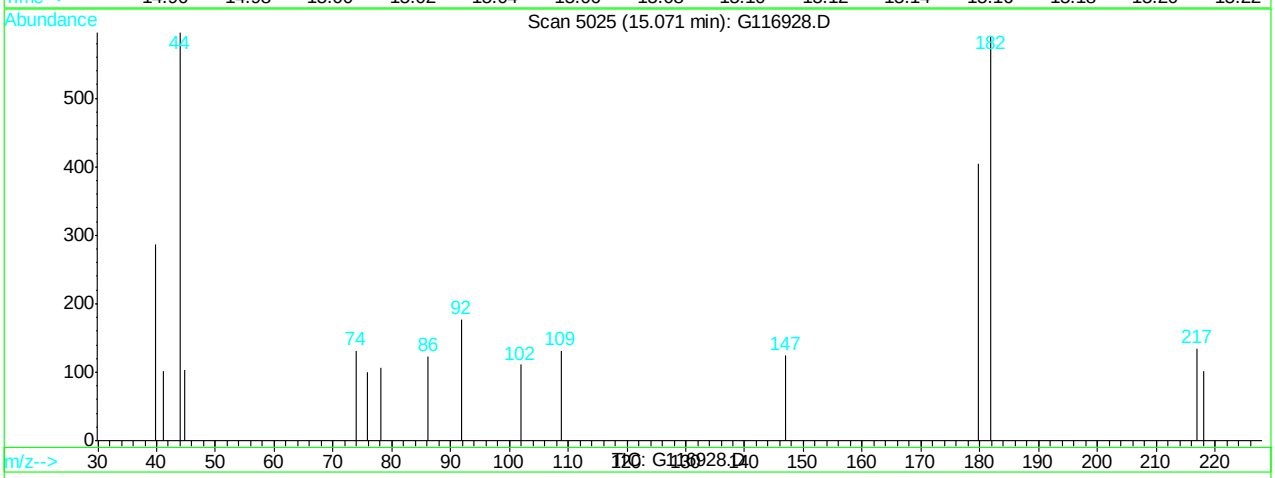

(105) 1,2,3-trichlorobenzene (M)

15.07min 0.78ppb m

response 671

Ion	Exp%	Act%
180.00	100	100
182.00	91.10	145.79#
0.00	0.00	0.00
0.00	0.00	0.00

G116928.D G120507T.M Tue May 08 11:07:32 2012

Manual Integrations APPROVED (compounds with "m" flag)
Dana Tyron 05/11/12 18:17

Quantitation Report (QT Reviewed)

Data File : C:\HPCHEM\1\DATA\120507\G116929.D Vial: 6
Acq On : 7 May 2012 3:51 pm Operator: alit
Sample : ic4689-0.5 Inst : GCMS G
Misc : MS25756,MSG4689,,,,5,1 Multiplr: 1.00
MS Integration Params: RTEINT.P
Quant Time: May 8 11:17 2012 Quant Results File: G120507T.RES

Quant Method : C:\HPCHEM\1\METHODS\G120507T.M (RTE Integrator)
Title : SW-846 Method 8260
Last Update : Tue May 08 11:07:55 2012
Response via : Initial Calibration
DataAcq Meth : G8260I

Internal Standards	R.T.	QIon	Response	Conc	Units	Dev(Min)
1) tert butyl alcohol-d9	3.14	65	53862m	500.00	ppb	0.02
4) pentafluorobenzene	5.17	168	181425	50.00	ppb	0.00
43) 1,4-difluorobenzene	6.29	114	304922	50.00	ppb	0.00
66) chlorobenzene-d5	9.63	82	139248	50.00	ppb	0.00
80) 1,4-dichlorobenzene-d4	12.25	152	83922	50.00	ppb	0.00
System Monitoring Compounds						
40) dibromofluoromethane (s)	5.30	113	505m	0.31	ppb	-0.02
Spiked Amount 50.000	Range 70 - 130		Recovery =	0.62%#		
60) toluene-d8 (s)	7.97	98	2126m	0.37	ppb	-0.01
Spiked Amount 50.000	Range 70 - 130		Recovery =	0.74%#		
82) bromofluorobenzene (s)	10.95	95	792m	0.40	ppb	0.00
Spiked Amount 50.000	Range 70 - 130		Recovery =	0.80%#		
Target Compounds						Qvalue
47) benzene	5.97	78	2204m	0.41	ppb	
59) cis-1,3-dichloropropene	8.24	75	773m	0.40	ppb	
63) trans-1,3-dichloropropene	8.24	75	773m	0.40	ppb	
69) dibromochloromethane	8.99	129	447m	0.35	ppb	
73) 1,1,1,2-tetrachloroethane	9.71	131	378m	0.33	ppb	

(#) = qualifier out of range (m) = manual integration
G116929.D G120507T.M Tue May 08 12:12:09 2012 Page 1

Quantitation Report

Data File : C:\HPCHEM\1\DATA\120507\G116929.D Vial: 6
Acq On : 7 May 2012 3:51 pm Operator: alit
Sample : ic4689-0.5 Inst : GCMS G
Misc : MS25756,MSG4689,,,,5,1 Multiplr: 1.00
MS Integration Params: RTEINT.P
Quant Time: May 8 11:17 2012 Quant Results File: G120507T.RES

Method : C:\HPCHEM\1\METHODS\G120507T.M (RTE Integrator)
Title : SW-846 Method 8260
Last Update : Tue May 08 11:43:14 2012
Response via : Initial Calibration

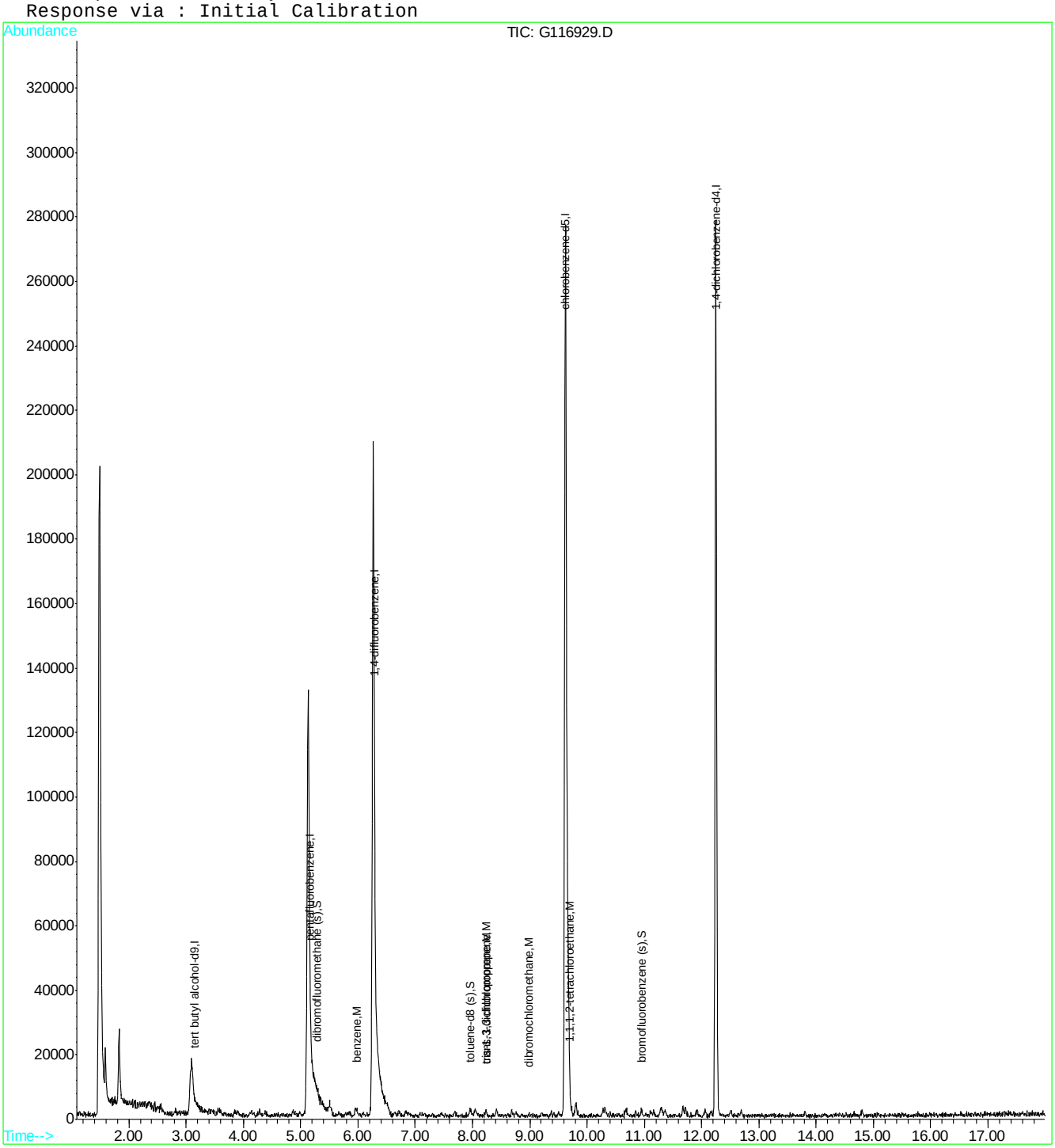

Quantitation Report (Qedit)

Data File : C:\HPCHEM\1\DATA\120507\G116929.D Vial: 6
Acq On : 7 May 2012 3:51 pm Operator: alit
Sample : ic4689-0.5 Inst : GCMS G
Misc : MS25756,MSG4689,,,,5,1 Multiplr: 1.00
MS Integration Params: RTEINT.P
Quant Time: May 8 11:09 2012 Quant Results File: temp.res

Method : C:\HPCHEM\1\METHODS\G120507T.M (RTE Integrator)
Title : SW-846 Method 8260
Last Update : Tue May 08 11:07:55 2012
Response via : Multiple Level Calibration

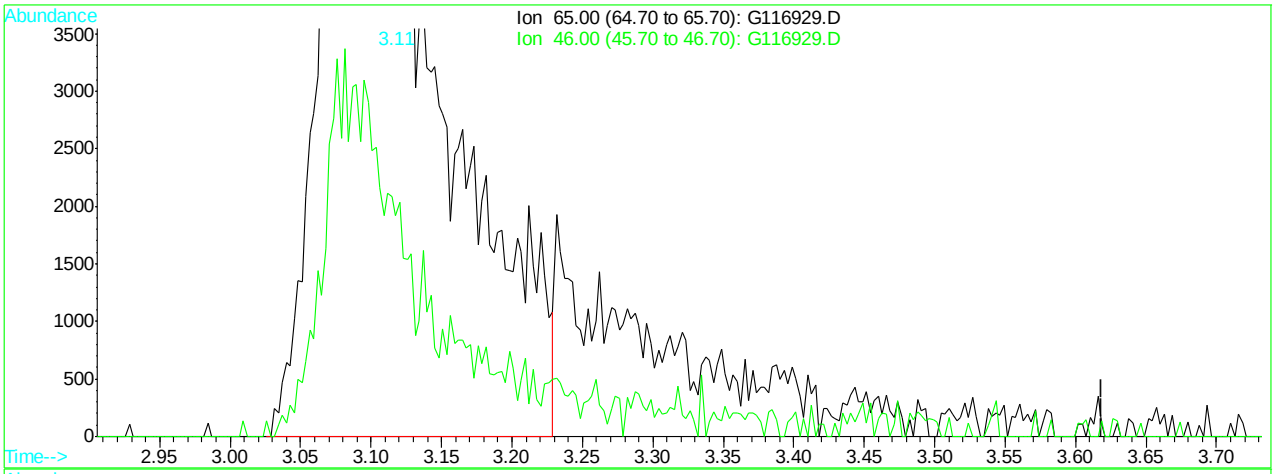

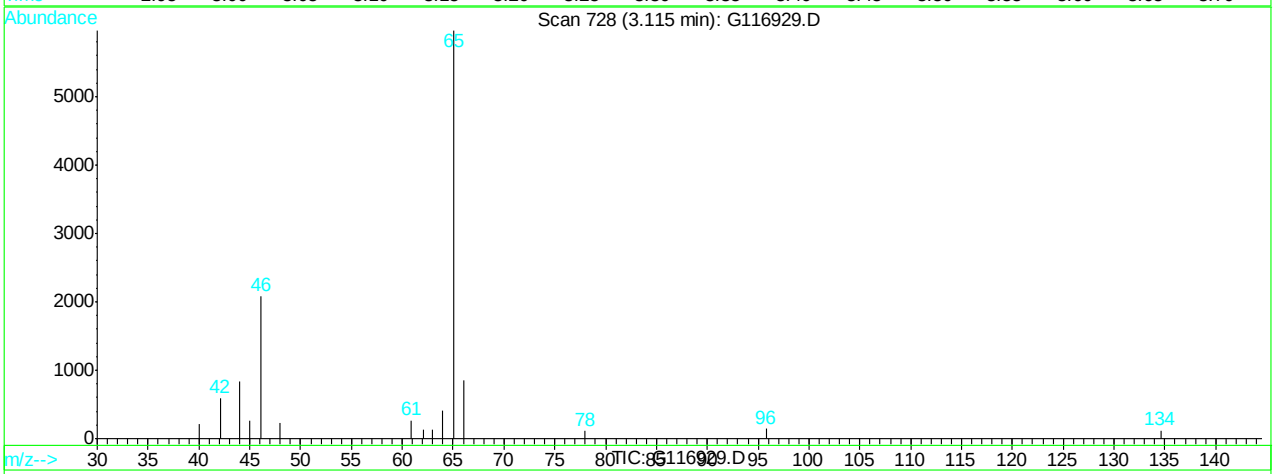

(1) tert butyl alcohol-d9 (I)

3.11min 500.00ppb

response 45466

Ion	Exp%	Act%
65.00	100	100
46.00	39.30	32.73
0.00	0.00	0.00
0.00	0.00	0.00

G116929.D G120507T.M Tue May 08 11:09:40 2012

Quantitation Report (Qedit)

Data File : C:\HPCHEM\1\DATA\120507\G116929.D Vial: 6
Acq On : 7 May 2012 3:51 pm Operator: alit
Sample : ic4689-0.5 Inst : GCMS G
Misc : MS25756,MSG4689,,,,5,1 Multiplr: 1.00
MS Integration Params: RTEINT.P
Quant Time: May 8 11:09 2012 Quant Results File: temp.res

Method : C:\HPCHEM\1\METHODS\G120507T.M (RTE Integrator)
Title : SW-846 Method 8260
Last Update : Tue May 08 11:07:55 2012
Response via : Multiple Level Calibration

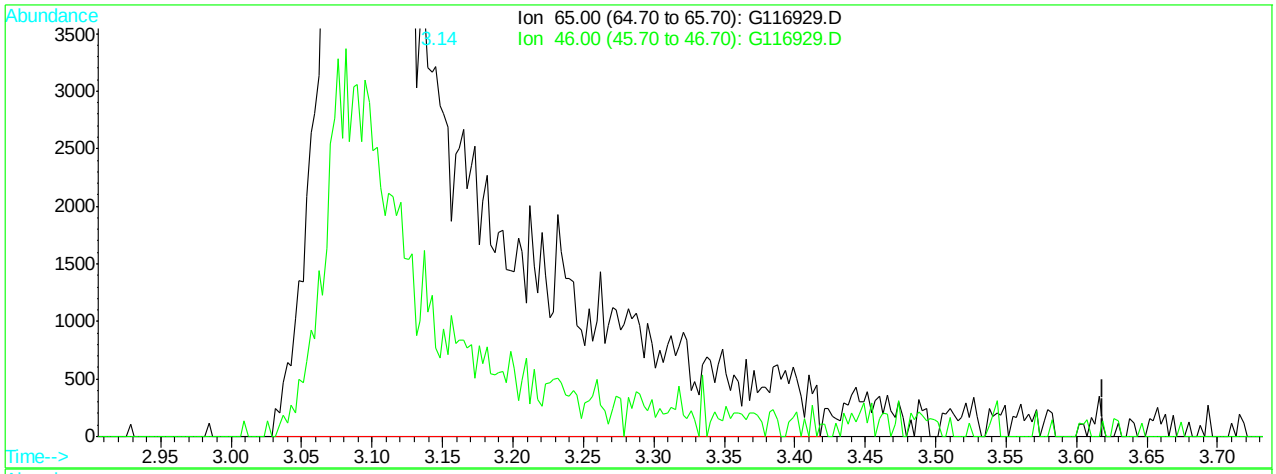

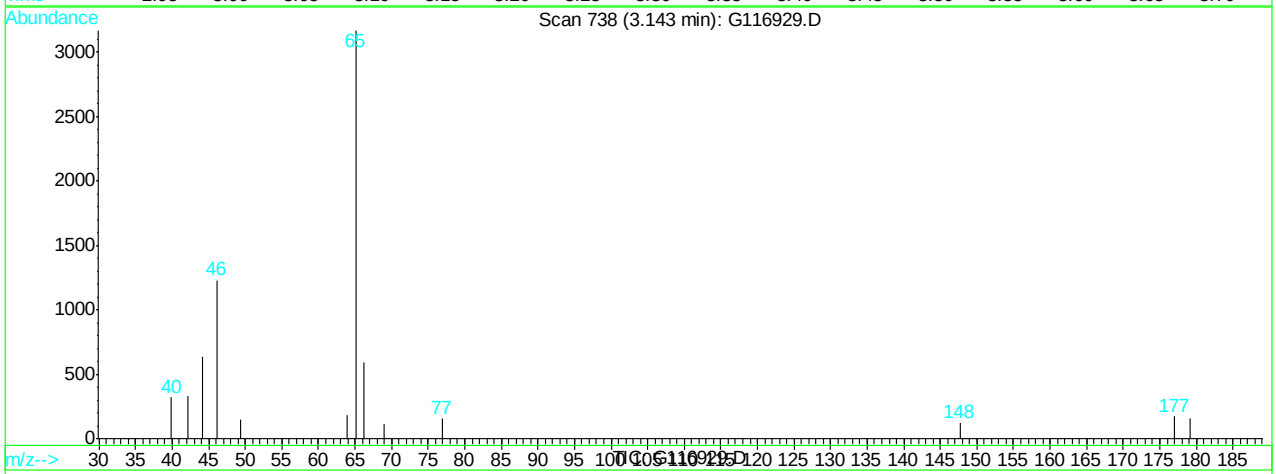

(1) tert butyl alcohol-d9 (I)

3.14min 500.00ppb m

response 53862

Ion	Exp%	Act%
65.00	100	100
46.00	39.30	38.75
0.00	0.00	0.00
0.00	0.00	0.00

G116929.D G120507T.M Tue May 08 11:09:47 2012

Quantitation Report (Qedit)

Data File : C:\HPCHEM\1\DATA\120507\G116929.D Vial: 6
Acq On : 7 May 2012 3:51 pm Operator: alit
Sample : ic4689-0.5 Inst : GCMS G
Misc : MS25756,MSG4689,,,,5,1 Multiplr: 1.00
MS Integration Params: RTEINT.P
Quant Time: May 8 11:10 2012 Quant Results File: temp.res

Method : C:\HPCHEM\1\METHODS\G120507T.M (RTE Integrator)
Title : SW-846 Method 8260
Last Update : Tue May 08 11:07:55 2012
Response via : Multiple Level Calibration

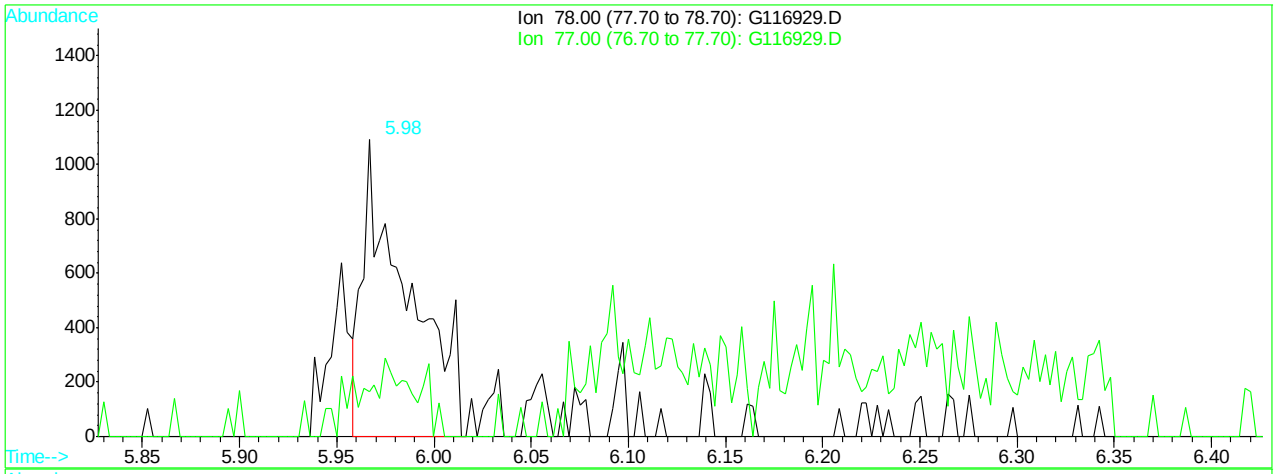

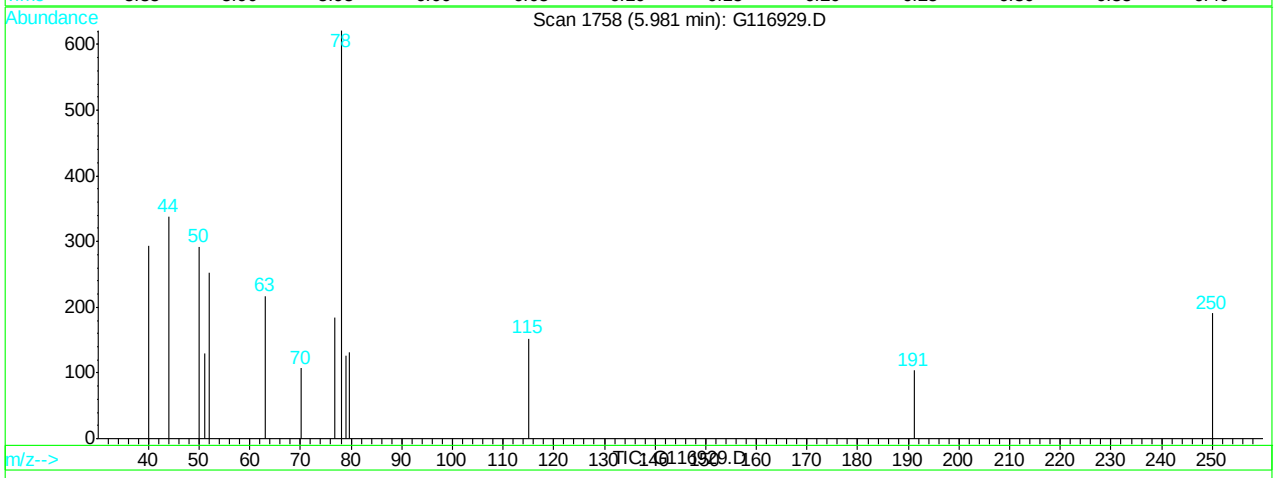

(47) benzene (M)

5.98min 0.33ppb

response 1731

Ion	Exp%	Act%
78.00	100	100
77.00	23.90	29.79
0.00	0.00	0.00
0.00	0.00	0.00

G116929.D G120507T.M Tue May 08 11:10:18 2012

Quantitation Report (Qedit)

Data File : C:\HPCHEM\1\DATA\120507\G116929.D Vial: 6
Acq On : 7 May 2012 3:51 pm Operator: alit
Sample : ic4689-0.5 Inst : GCMS G
Misc : MS25756,MSG4689,,,,5,1 Multiplr: 1.00
MS Integration Params: RTEINT.P
Quant Time: May 8 11:10 2012 Quant Results File: temp.res

Method : C:\HPCHEM\1\METHODS\G120507T.M (RTE Integrator)
Title : SW-846 Method 8260
Last Update : Tue May 08 11:07:55 2012
Response via : Multiple Level Calibration

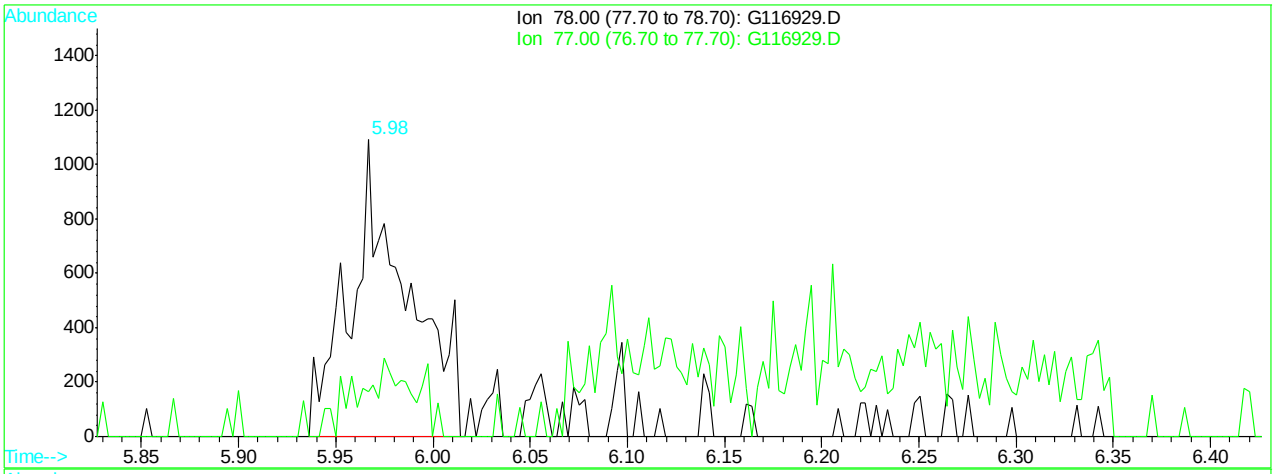

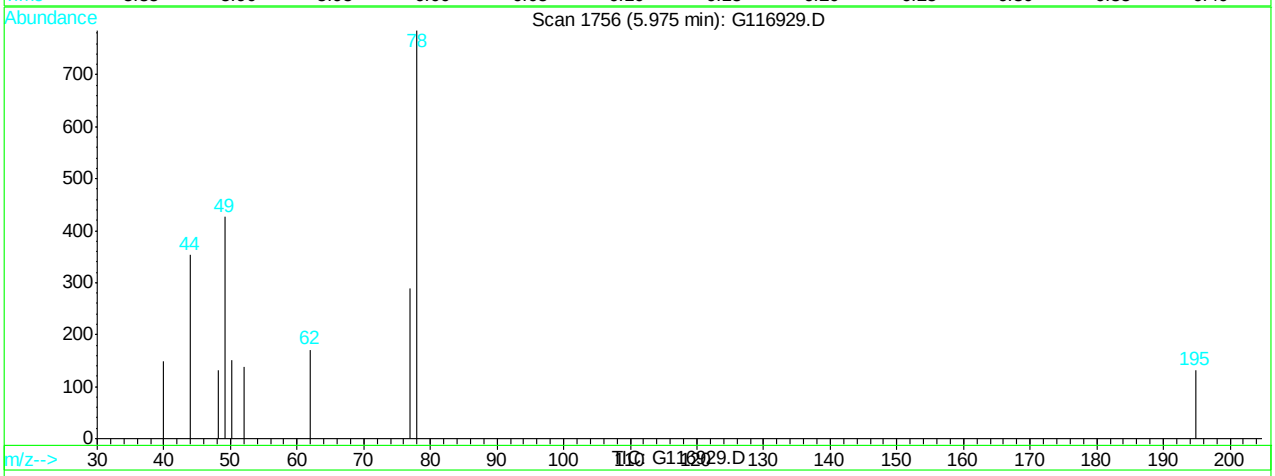

(47) benzene (M)

5.97min 0.41ppb m

response 2204

Ion	Exp%	Act%
78.00	100	100
77.00	23.90	36.82
0.00	0.00	0.00
0.00	0.00	0.00

G116929.D G120507T.M Tue May 08 11:10:23 2012

Quantitation Report (Qedit)

Data File : C:\HPCHEM\1\DATA\120507\G116929.D Vial: 6
Acq On : 7 May 2012 3:51 pm Operator: alit
Sample : ic4689-0.5 Inst : GCMS G
Misc : MS25756,MSG4689,,,,5,1 Multiplr: 1.00
MS Integration Params: RTEINT.P
Quant Time: May 8 11:10 2012 Quant Results File: temp.res

Method : C:\HPCHEM\1\METHODS\G120507T.M (RTE Integrator)
Title : SW-846 Method 8260
Last Update : Tue May 08 11:07:55 2012
Response via : Multiple Level Calibration

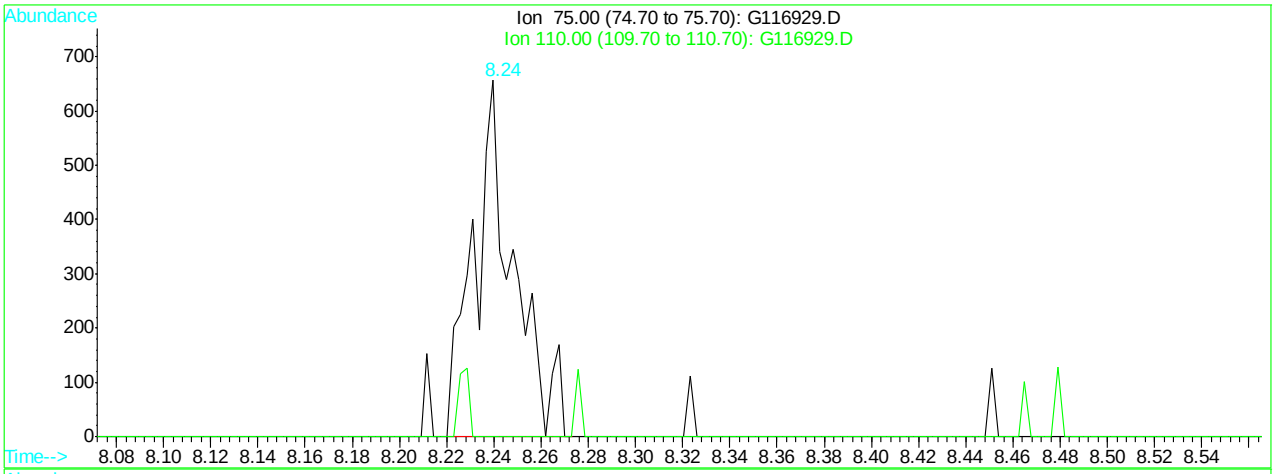

(59) cis-1,3-dichloropropene (M)

8.24min 0.40ppb m

response 773

Ion	Exp%	Act%
75.00	100	100
110.00	25.40	0.00
0.00	0.00	0.00
0.00	0.00	0.00

G116929.D G120507T.M Tue May 08 11:10:36 2012

Quantitation Report (Qedit)

Data File : C:\HPCHEM\1\DATA\120507\G116929.D Vial: 6
Acq On : 7 May 2012 3:51 pm Operator: alit
Sample : ic4689-0.5 Inst : GCMS G
Misc : MS25756,MSG4689,,,,5,1 Multiplr: 1.00
MS Integration Params: RTEINT.P
Quant Time: May 8 11:10 2012 Quant Results File: temp.res

Method : C:\HPCHEM\1\METHODS\G120507T.M (RTE Integrator)
Title : SW-846 Method 8260
Last Update : Tue May 08 11:07:55 2012
Response via : Multiple Level Calibration

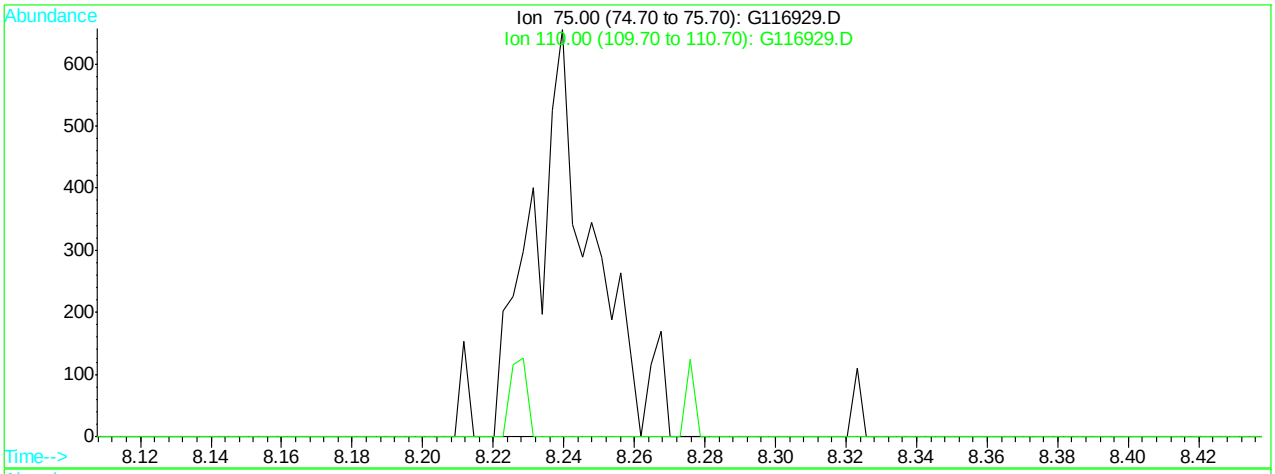

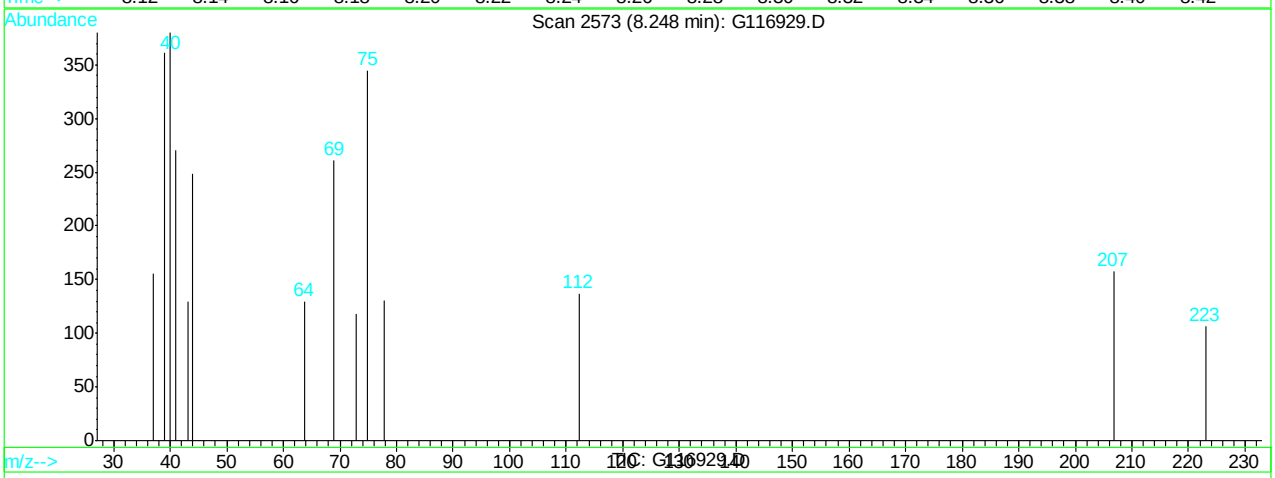

(63) trans-1,3-dichloropropene (M)

8.25min 0.00ppb

response 0

Ion	Exp%	Act%
75.00	100	0.00
110.00	25.40	0.00
0.00	0.00	0.00
0.00	0.00	0.00

G116929.D G120507T.M Tue May 08 11:10:44 2012

Quantitation Report (Qedit)

Data File : C:\HPCHEM\1\DATA\120507\G116929.D Vial: 6
Acq On : 7 May 2012 3:51 pm Operator: alit
Sample : ic4689-0.5 Inst : GCMS G
Misc : MS25756,MSG4689,,,,5,1 Multiplr: 1.00
MS Integration Params: RTEINT.P
Quant Time: May 8 11:10 2012 Quant Results File: temp.res

Method : C:\HPCHEM\1\METHODS\G120507T.M (RTE Integrator)
Title : SW-846 Method 8260
Last Update : Tue May 08 11:07:55 2012
Response via : Multiple Level Calibration

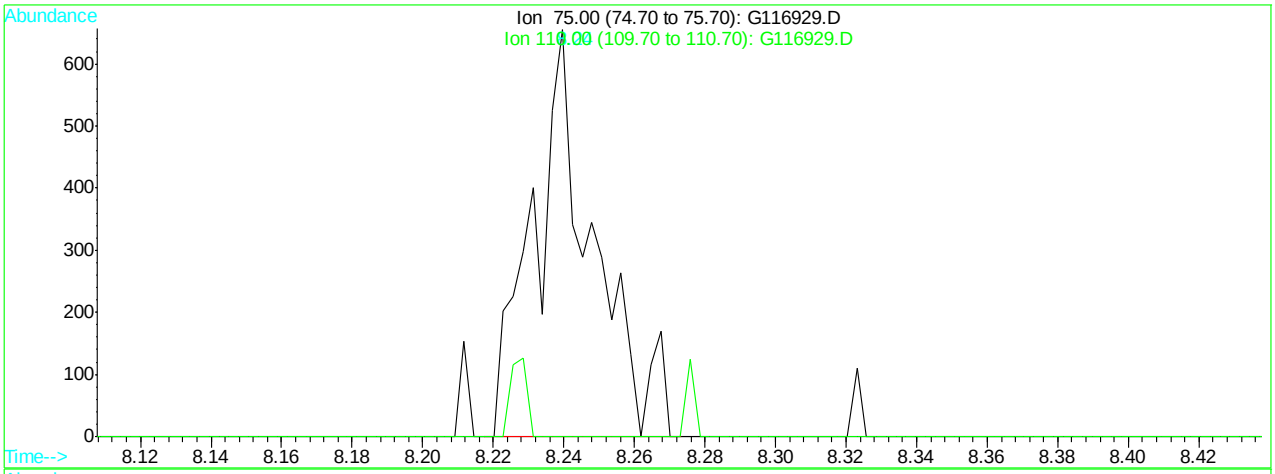

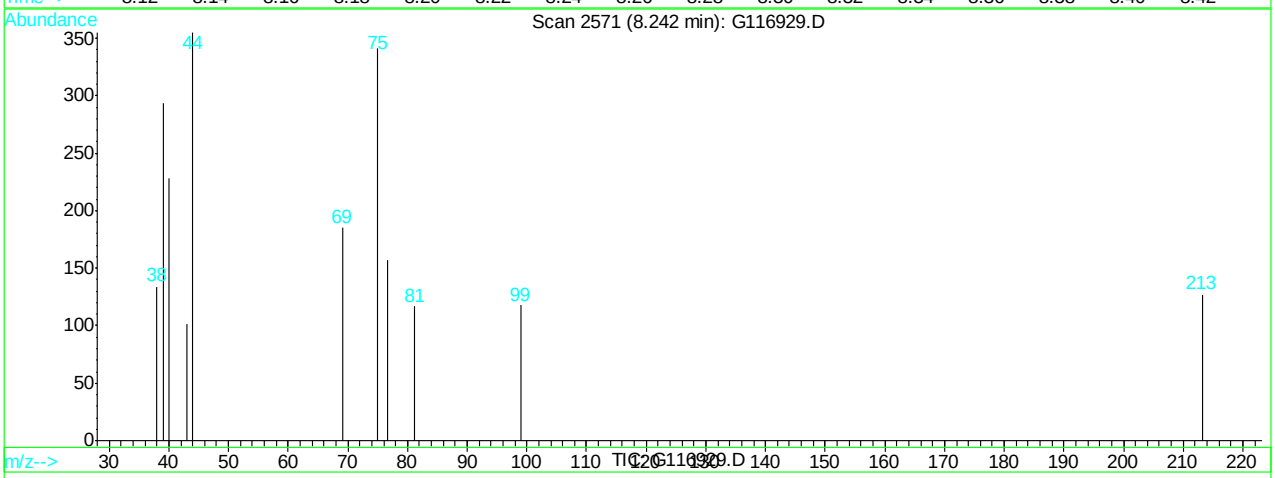

(63) trans-1,3-dichloropropene (M)

8.24min 0.40ppb m

response 773

Ion	Exp%	Act%
75.00	100	100
110.00	25.40	0.00
0.00	0.00	0.00
0.00	0.00	0.00

G116929.D G120507T.M Tue May 08 11:10:48 2012

Quantitation Report (Qedit)

Data File : C:\HPCHEM\1\DATA\120507\G116929.D Vial: 6
Acq On : 7 May 2012 3:51 pm Operator: alit
Sample : ic4689-0.5 Inst : GCMS G
Misc : MS25756,MSG4689,,,,5,1 Multiplr: 1.00
MS Integration Params: RTEINT.P
Quant Time: May 8 11:11 2012 Quant Results File: temp.res

Method : C:\HPCHEM\1\METHODS\G120507T.M (RTE Integrator)
Title : SW-846 Method 8260
Last Update : Tue May 08 11:07:55 2012
Response via : Multiple Level Calibration

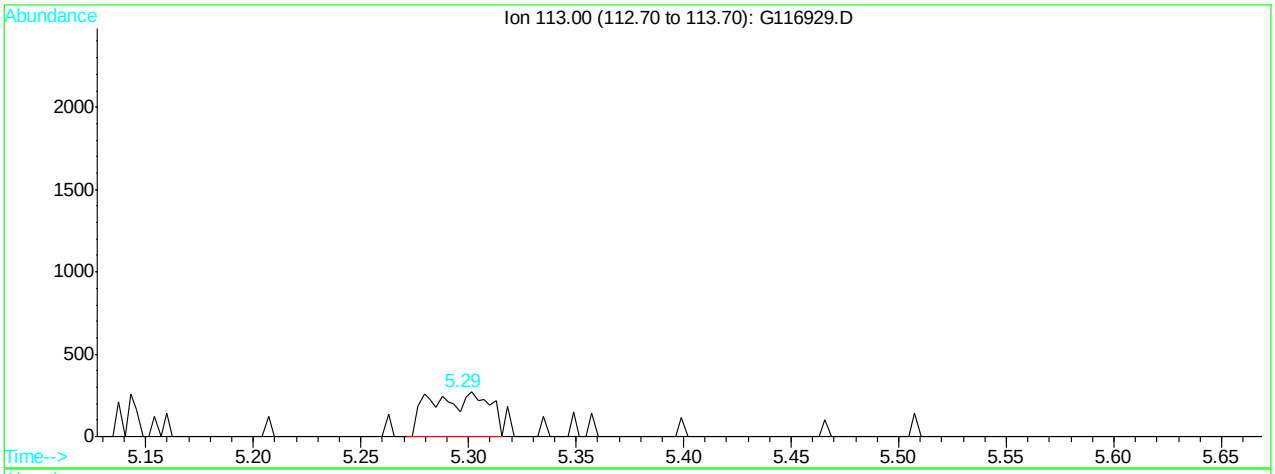

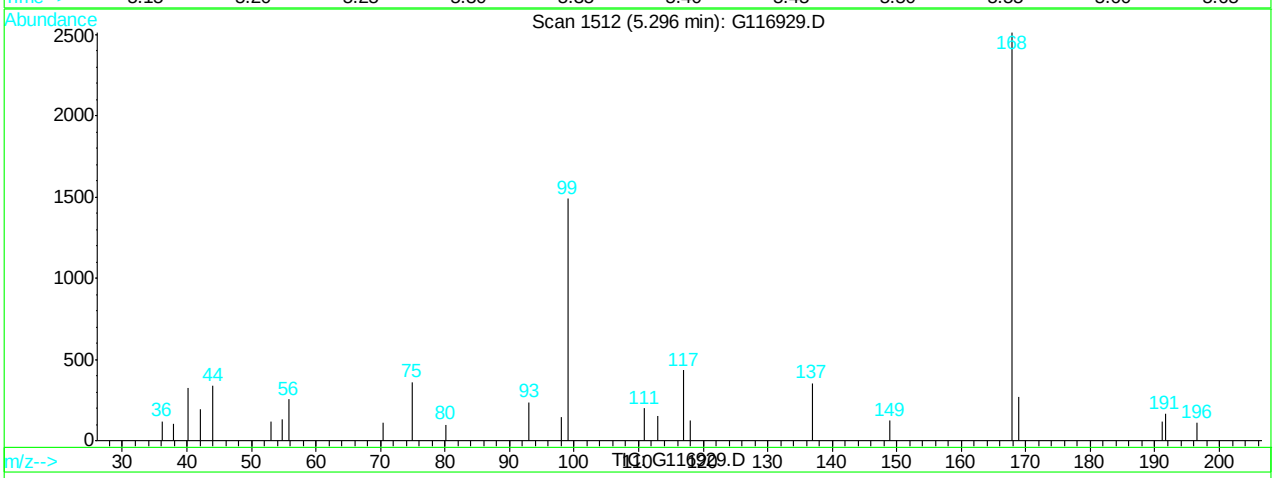

(40) dibromofluoromethane (s) (S)

5.31min 0.00ppb

response 0

Ion	Exp%	Act%
113.00	100	0.00
0.00	0.00	0.00
0.00	0.00	0.00
0.00	0.00	0.00

G116929.D G120507T.M Tue May 08 11:11:38 2012

Quantitation Report (Qedit)

Data File : C:\HPCHEM\1\DATA\120507\G116929.D Vial: 6
Acq On : 7 May 2012 3:51 pm Operator: alit
Sample : ic4689-0.5 Inst : GCMS G
Misc : MS25756,MSG4689,,,,5,1 Multiplr: 1.00
MS Integration Params: RTEINT.P
Quant Time: May 8 11:11 2012 Quant Results File: temp.res

Method : C:\HPCHEM\1\METHODS\G120507T.M (RTE Integrator)
Title : SW-846 Method 8260
Last Update : Tue May 08 11:07:55 2012
Response via : Multiple Level Calibration

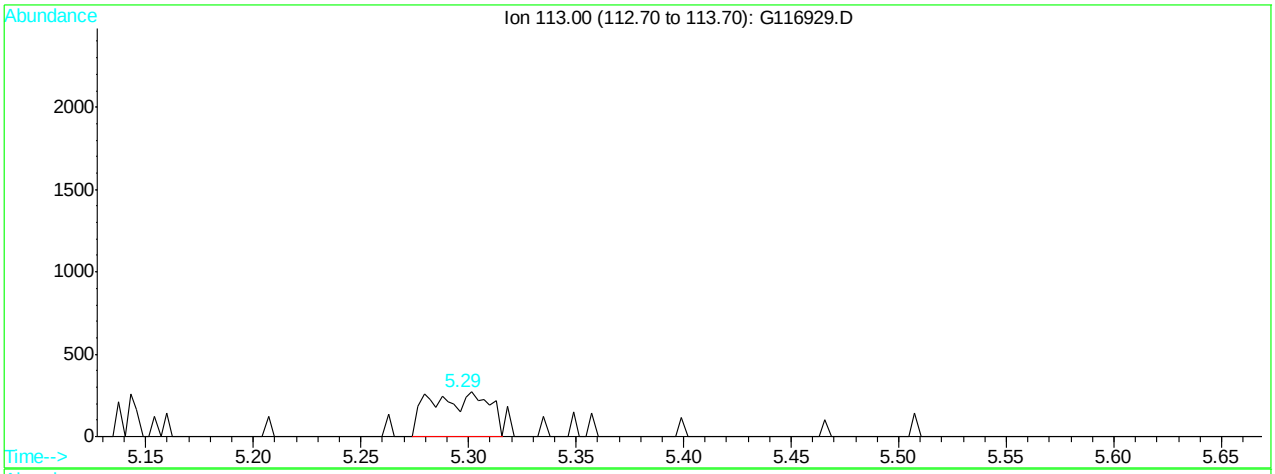

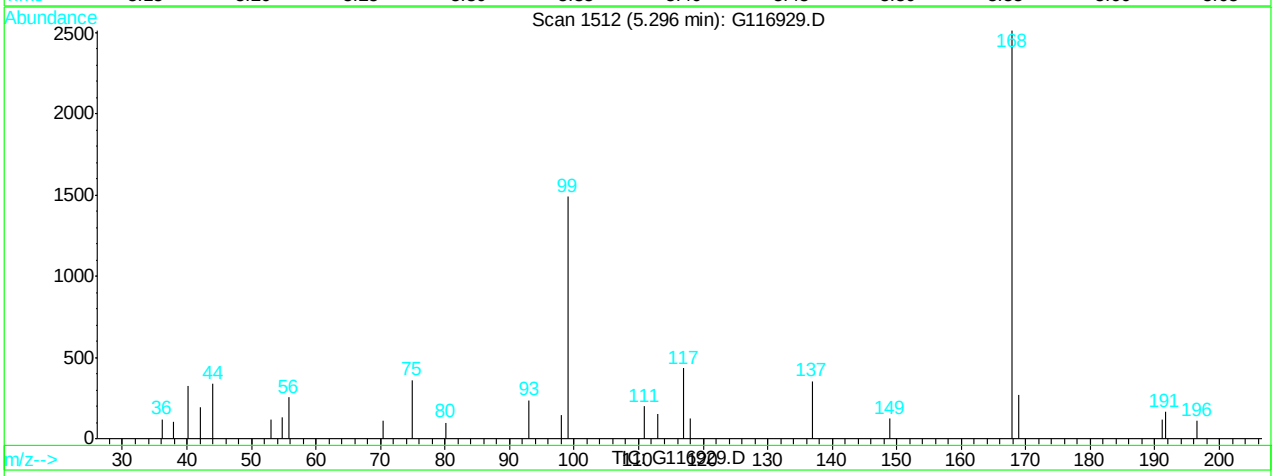

(40) dibromofluoromethane (s) (S)

5.30min 0.31ppb m

response 505

Ion	Exp%	Act%
113.00	100	100
0.00	0.00	0.00
0.00	0.00	0.00
0.00	0.00	0.00

G116929.D G120507T.M Tue May 08 11:11:52 2012

Quantitation Report (Qedit)

Data File : C:\HPCHEM\1\DATA\120507\G116929.D Vial: 6
Acq On : 7 May 2012 3:51 pm Operator: alit
Sample : ic4689-0.5 Inst : GCMS G
Misc : MS25756,MSG4689,,,,5,1 Multiplr: 1.00
MS Integration Params: RTEINT.P
Quant Time: May 8 11:12 2012 Quant Results File: temp.res

Method : C:\HPCHEM\1\METHODS\G120507T.M (RTE Integrator)
Title : SW-846 Method 8260
Last Update : Tue May 08 11:07:55 2012
Response via : Multiple Level Calibration

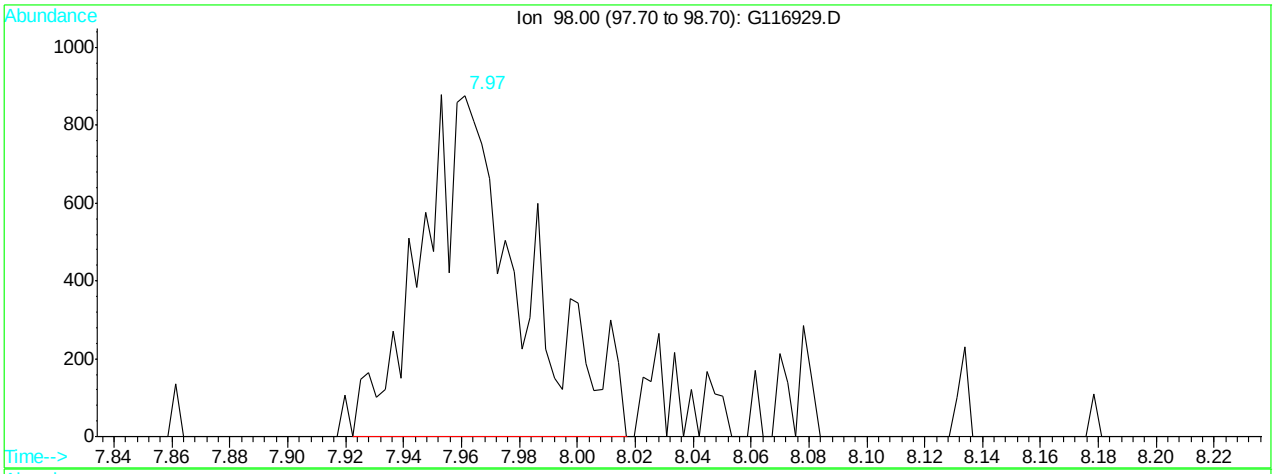

(60) toluene-d8 (s) (S)

7.97min 0.37ppb m

response 2126

Ion	Exp%	Act%
98.00	100	100
0.00	0.00	0.00
0.00	0.00	0.00
0.00	0.00	0.00

G116929.D G120507T.M Tue May 08 11:12:03 2012

Quantitation Report (Qedit)

Data File : C:\HPCHEM\1\DATA\120507\G116929.D Vial: 6
Acq On : 7 May 2012 3:51 pm Operator: alit
Sample : ic4689-0.5 Inst : GCMS G
Misc : MS25756,MSG4689,,,,5,1 Multiplr: 1.00
MS Integration Params: RTEINT.P
Quant Time: May 8 11:12 2012 Quant Results File: temp.res

Method : C:\HPCHEM\1\METHODS\G120507T.M (RTE Integrator)
Title : SW-846 Method 8260
Last Update : Tue May 08 11:07:55 2012
Response via : Multiple Level Calibration

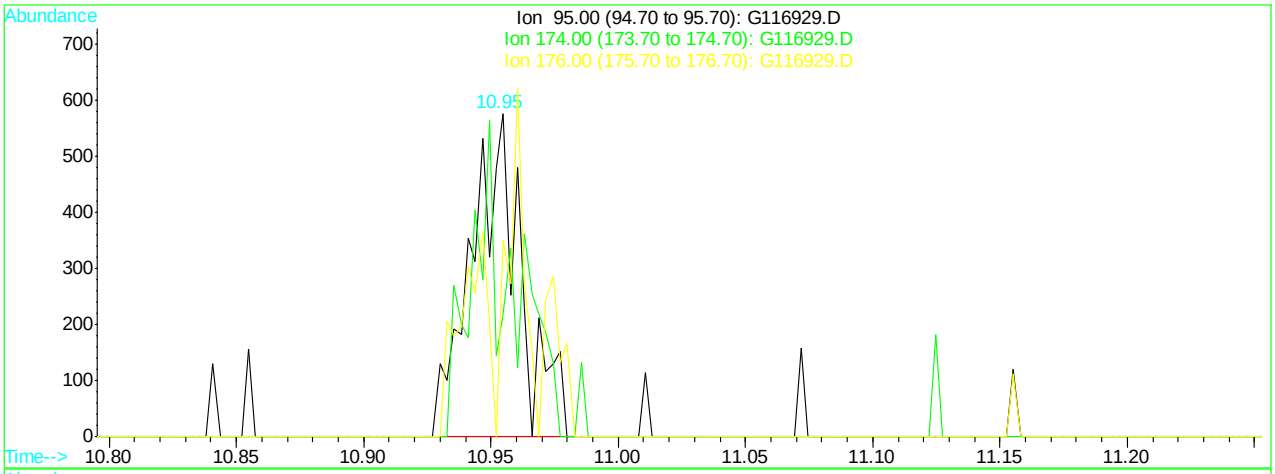

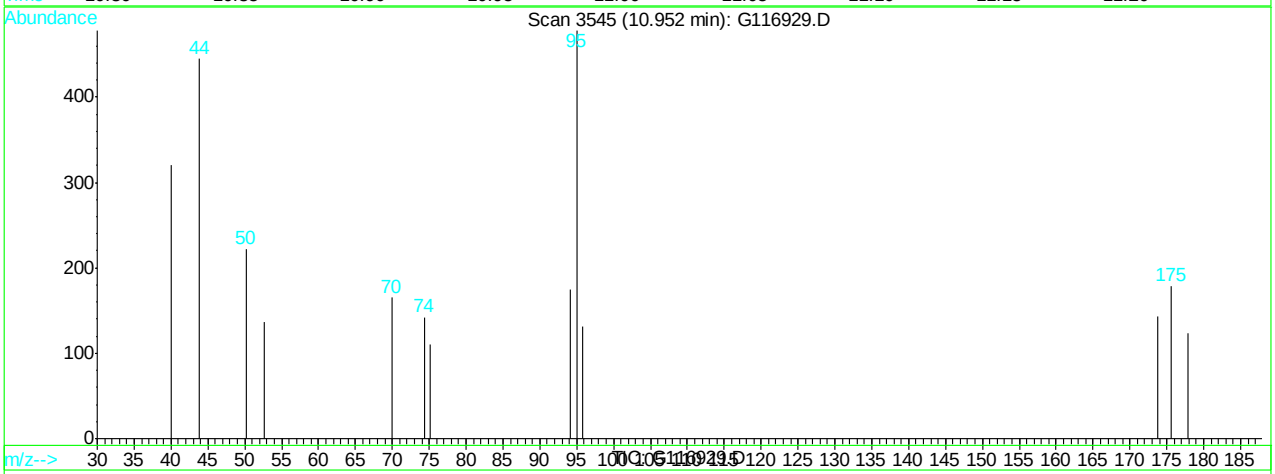

(82) bromofluorobenzene (s) (S)

10.95min 0.40ppb m

response 792

Ion	Exp%	Act%
95.00	100	100
174.00	75.60	29.92#
176.00	77.50	0.00#
0.00	0.00	0.00

G116929.D G120507T.M Tue May 08 11:12:16 2012

Manual Integrations APPROVED (compounds with "m" flag)
Dana Tyron 05/11/12 18:17

Quantitation Report (QT Reviewed)

Data File : C:\HPCHEM\1\DATA\120507\G116931.D Vial: 8
Acq On : 7 May 2012 4:47 pm Operator: alit
Sample : ic4689-400.0 Inst : GCMS G
Misc : MS25756,MSG4689,,,,5,1 Multiplr: 1.00
MS Integration Params: RTEINT.P
Quant Time: May 8 11:21 2012 Quant Results File: G120507T.RES

Quant Method : C:\HPCHEM\1\METHODS\G120507T.M (RTE Integrator)
Title : SW-846 Method 8260
Last Update : Tue May 08 11:18:00 2012
Response via : Initial Calibration
DataAcq Meth : G8260I

Internal Standards	R.T.	QIon	Response	Conc	Units		Dev(Min)
1) tert butyl alcohol-d9	3.09	65	51745	500.00	ppb		-0.03
4) pentafluorobenzene	5.17	168	172110	50.00	ppb		0.00
43) 1,4-difluorobenzene	6.30	114	297707	50.00	ppb		0.00
66) chlorobenzene-d5	9.64	82	163307	50.00	ppb		0.00
80) 1,4-dichlorobenzene-d4	12.25	152	92702	50.00	ppb		0.00
System Monitoring Compounds							
40) dibromofluoromethane (s)	5.32	113	539384	363.54	ppb		0.00
Spiked Amount 50.000	Range 70 - 130		Recovery =	727.08%#			
60) toluene-d8 (s)	7.98	98	1780401	324.69	ppb		0.00
Spiked Amount 50.000	Range 70 - 130		Recovery =	649.38%#			
82) bromofluorobenzene (s)	10.95	95	651078	298.81	ppb		0.00
Spiked Amount 50.000	Range 70 - 130		Recovery =	597.62%#			
Target Compounds							Qvalue
2) tertiary butyl alcohol	3.16	59	629365	4515.61	ppb		89
3) Ethanol	2.45	45	677001	76268.29	ppb	#	100
5) dichlorodifluoromethane	1.62	85	436718	494.84	ppb		96
6) chloromethane	1.84	50	592560	393.03	ppb		99
7) vinyl chloride	1.91	62	331240	306.61	ppb		91
8) bromomethane	2.29	96	286813	469.10	ppb		99
9) chloroethane	2.34	64	236806m	426.45	ppb		
10) ethyl ether	2.82	59	501479	414.07	ppb		96
11) acetonitrile	3.46	41	987164	454.17	ppb		96
12) trichlorofluoromethane	2.59	101	731163	477.90	ppb		98
13) freon-113	2.98	101	504412	472.00	ppb		90
14) acrolein	1.86	56	440299	2117.33	ppb		98
15) 1,1-dichloroethene	3.13	96	449746	496.74	ppb		96
16) acetone	2.99	43	203542	481.28	ppb		97
17) Methyl Acetate	3.41	43	564839	456.47	ppb		96
18) methylene chloride	3.57	84	532513	411.46	ppb		95
19) methyl tert butyl ether	3.70	73	452268	413.54	ppb		99
20) acrylonitrile	3.68	53	252652	469.94	ppb		96
21) allyl chloride	3.49	41	1113066	506.99	ppb		99
22) trans-1,2-dichloroethene	3.86	96	520159	454.13	ppb		90
23) iodomethane	3.42	142	832207	447.23	ppb		98
24) carbon disulfide	3.61	76	1691604	441.99	ppb		99
25) propionitrile	4.78	54	95846	543.32	ppb		100
26) vinyl acetate	3.41	43	564839	428.70	ppb		100
27) chloroprene	4.41	53	908370	516.40	ppb		98
28) di-isopropyl ether	4.19	45	2119874	454.29	ppb		99
29) methacrylonitrile	5.00	41	586834	469.19	ppb		95
30) 2-butanone	4.70	72	65679	451.92	ppb	#	63
31) Ethyl Acetate	4.14	TIC	3550654m	378.56	ug/L		
32) Hexane	3.92	41	541511m	408.21	ppb		
33) 1,1-dichloroethane	6.86	63	629625	468.96	ppb		98
34) tert-butyl ethyl ether	4.56	59	246455	386.63	ppb		90
35) isobutyl alcohol	4.86	43	514051m	2098.99	ppb		
36) 2,2-dichloropropane	4.87	77	717537	450.84	ppb		99
37) cis-1,2-dichloroethene	4.91	96	564866	433.35	ppb		96

(#) = qualifier out of range (m) = manual integration
G116931.D G120507T.M Tue May 08 12:12:13 2012 Page 1

Quantitation Report (QT Reviewed)

Data File : C:\HPCHEM\1\DATA\120507\G116931.D Vial: 8
Acq On : 7 May 2012 4:47 pm Operator: alit
Sample : ic4689-400.0 Inst : GCMS G
Misc : MS25756,MSG4689,,,,5,1 Multiplr: 1.00
MS Integration Params: RTEINT.P
Quant Time: May 8 11:21 2012 Quant Results File: G120507T.RES

Quant Method : C:\HPCHEM\1\METHODS\G120507T.M (RTE Integrator)
Title : SW-846 Method 8260
Last Update : Tue May 08 11:18:00 2012
Response via : Initial Calibration
DataAcq Meth : G8260I

	Compound	R.T.	QIon	Response	Conc	Unit		Qvalue
38)	bromochloromethane	5.25	128	283562	420.00	ppb		92
39)	chloroform	7.11	83	777405	448.40	ppb		99
41)	Tetrahydrofuran	5.28	42	186917	427.60	ppb		96
42)	1,1,1-trichloroethane	8.42	97	492780	405.98	ppb		93
44)	Cyclohexane	5.55	56	1038732	449.73	ppb		99
45)	carbon tetrachloride	5.81	117	721007	490.39	ppb		90
46)	1,1-dichloropropene	8.25	75	872406	468.13	ppb		98
47)	benzene	6.01	78	2190775	434.08	ppb		97
48)	1,2-dichloroethane	5.97	62	820033	424.27	ppb		99
49)	tert-amyl methyl ether	6.27	73	2999	5.27	ppb	#	67
50)	heptane	5.87	43	943390	474.12	ppb		78
51)	trichloroethene	6.66	95	579734	448.08	ppb		91
52)	1,2-dichloropropane	6.86	63	629625	445.42	ppb		96
53)	dibromomethane	7.17	93	375851	431.72	ppb		89
54)	bromodichloromethane	7.11	83	777405	443.98	ppb		98
55)	Methylcyclohexane	6.74	83	912292	458.53	ppb		95
56)	2-chloroethyl vinyl ether	6.86	63	629625	463.29	ppb	#	99
57)	methyl methacrylate	6.91	69	440291	549.86	ppb		87
58)	1,4-dioxane	4.40	88	444901	2489.32	ppb		100
59)	cis-1,3-dichloropropene	8.25	75	872406	483.44	ppb		98
61)	4-methyl-2-pentanone	7.47	43	648971	474.84	ppb		98
62)	toluene	8.07	92	1237501	405.97	ppb		93
63)	trans-1,3-dichloropropene	8.25	75	872406	483.44	ppb		98
64)	1,1,2-trichloroethane	10.86	83	687438	429.22	ppb		97
65)	ethyl methacrylate	8.23	69	735068	472.50	ppb		97
67)	tetrachloroethene	8.78	166	523356	358.12	ppb		96
68)	1,3-dichloropropane	8.70	76	892373	347.10	ppb		99
69)	dibromochloromethane	8.99	129	602380	418.06	ppb		92
70)	1,2-dibromoethane	9.22	107	572371	353.74	ppb		95
71)	2-hexanone	8.42	43	417498	399.68	ppb		99
72)	chlorobenzene	9.67	112	1270892	349.90	ppb		99
73)	1,1,1,2-tetrachloroethane	9.71	131	504799	397.15	ppb		91
74)	ethylbenzene	9.73	91	2009505	332.68	ppb		98
75)	m,p-xylene	9.81	106	1497781	690.46	ppb		92
76)	o-xylene	10.29	106	731624	354.99	ppb		90
77)	styrene	10.32	104	1261477	376.32	ppb		99
78)	bromoform	10.70	173	400066	430.30	ppb		96
79)	trans-1,4-dichloro-2-buten	10.73	53	196374	886.35	ppb		92
81)	isopropylbenzene	10.68	105	1636170	370.30	ppb		99
83)	bromobenzene	11.17	156	539526	372.23	ppb		94
84)	1,1,2,2-tetrachloroethane	10.86	83	687438	384.60	ppb		97
85)	1,2,3-trichloropropane	11.02	75	541777	396.20	ppb		97
86)	n-propylbenzene	11.12	91	1748923	354.26	ppb		100
87)	2-chlorotoluene	11.31	91	1416602m	355.75	ppb		
88)	4-chlorotoluene	11.36	91	1240165m	379.04	ppb		
89)	1,3,5-trimethylbenzene	10.68	105	1636170	370.30	ppb		99
90)	tert-butylbenzene	11.68	91	838143	346.56	ppb		95
91)	1,2,4-trimethylbenzene	11.29	105	1541611	364.81	ppb		98
92)	sec-butylbenzene	11.91	105	1409217	334.07	ppb		99

(#) = qualifier out of range (m) = manual integration

Quantitation Report (QT Reviewed)

Data File : C:\HPCHEM\1\DATA\120507\G116931.D Vial: 8
Acq On : 7 May 2012 4:47 pm Operator: alit
Sample : ic4689-400.0 Inst : GCMS G
Misc : MS25756,MSG4689,,,,5,1 Multiplr: 1.00
MS Integration Params: RTEINT.P
Quant Time: May 8 11:21 2012 Quant Results File: G120507T.RES

Quant Method : C:\HPCHEM\1\METHODS\G120507T.M (RTE Integrator)
Title : SW-846 Method 8260
Last Update : Tue May 08 11:18:00 2012
Response via : Initial Calibration
DataAcq Meth : G8260I

	Compound	R.T.	QIon	Response	Conc	Unit	Qvalue
93)	1,3-dichlorobenzene	12.17	146	767332	401.54	ppb	99
94)	p-isopropyltoluene	12.06	119	1090113	337.11	ppb	99
95)	1,4-dichlorobenzene	12.28	146	802479	371.51	ppb	97
96)	1,2-dichlorobenzene	12.69	146	749322	393.59	ppb	94
97)	n-butylbenzene	12.51	91	968758	311.04	ppb	96
98)	1,2-dibromo-3-chloropropan	13.55	75	112878	492.35	ppb	93
99)	1,3,5-trichlorobenzene	13.81	180	507688	392.49	ug/L	98
100)	1,2,4-trichlorobenzene	14.51	180	428999	454.05	ppb	98
101)	hexachlorobutadiene	14.66	225	206351	447.98	ppb	96
102)	naphthalene	14.80	128	925697	371.01	ppb	100
103)	2-Methylnaphthalene	15.98	142	216817	226.13	ug/L	95
104)	1-Methylnaphthalene	16.25	142	184707	251.39	ug/L	99
105)	1,2,3-trichlorobenzene	15.07	180	390895	419.88	ppb	93

(#) = qualifier out of range (m) = manual integration
G116931.D G120507T.M Tue May 08 12:12:14 2012 Page 3

Quantitation Report

Data File : C:\HPCHEM\1\DATA\120507\G116931.D Vial: 8
Acq On : 7 May 2012 4:47 pm Operator: alit
Sample : ic4689-400.0 Inst : GCMS G
Misc : MS25756,MSG4689,,,,5,1 Multiplr: 1.00
MS Integration Params: RTEINT.P
Quant Time: May 8 11:21 2012 Quant Results File: G120507T.RES

Method : C:\HPCHEM\1\METHODS\G120507T.M (RTE Integrator)
Title : SW-846 Method 8260
Last Update : Tue May 08 11:43:14 2012
Response via : Initial Calibration

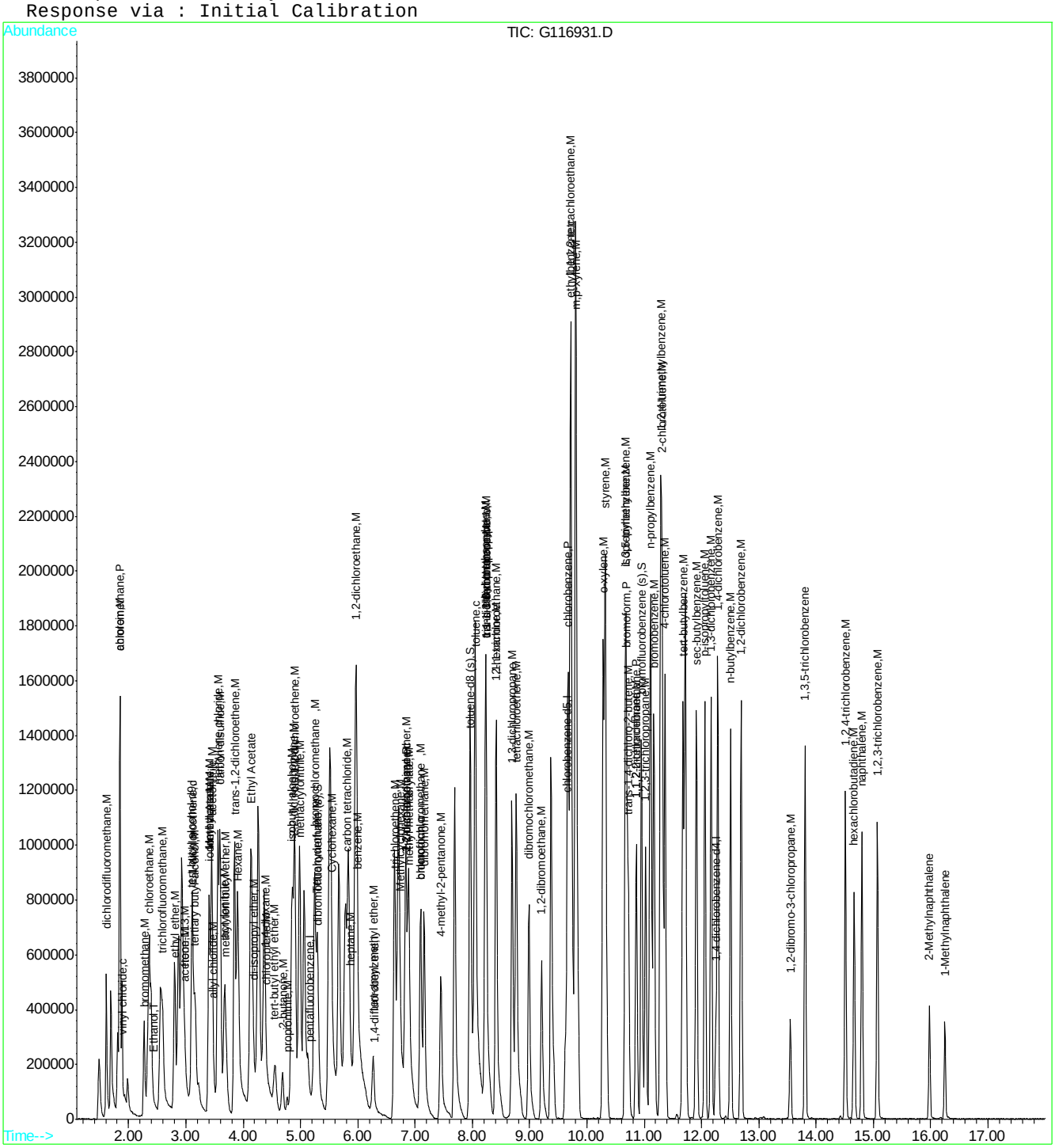

ACCUTEST LABORATORIES MC10370

Quantitation Report (Qedit)

Data File : C:\HPCHEM\1\DATA\120507\G116931.D Vial: 8
Acq On : 7 May 2012 4:47 pm Operator: alit
Sample : ic4689-400.0 Inst : GCMS G
Misc : MS25756,MSG4689,,,,5,1 Multiplr: 1.00
MS Integration Params: RTEINT.P
Quant Time: May 8 11:19 2012 Quant Results File: temp.res

Method : C:\HPCHEM\1\METHODS\G120507T.M (RTE Integrator)
Title : SW-846 Method 8260
Last Update : Tue May 08 11:18:00 2012
Response via : Multiple Level Calibration

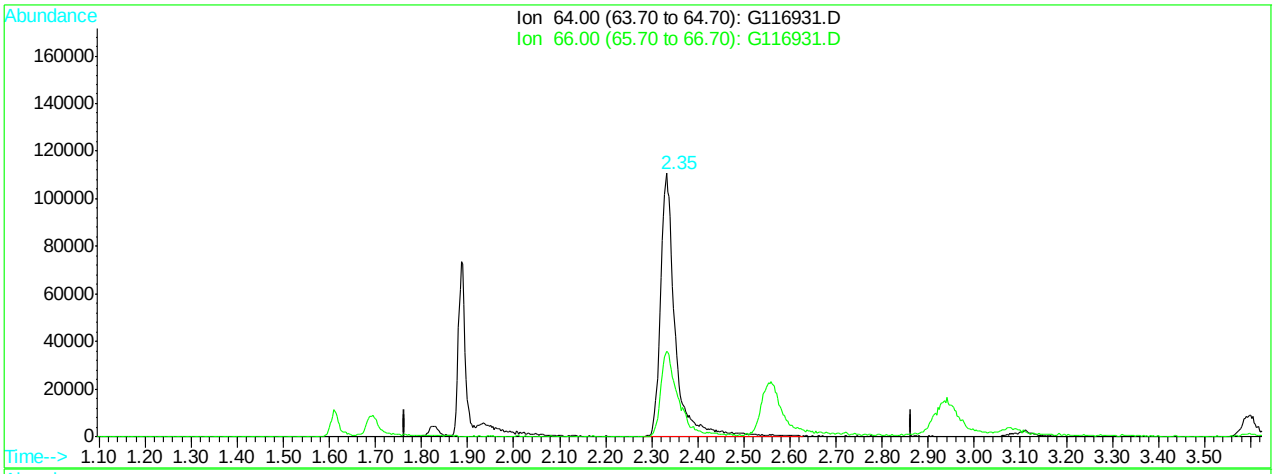

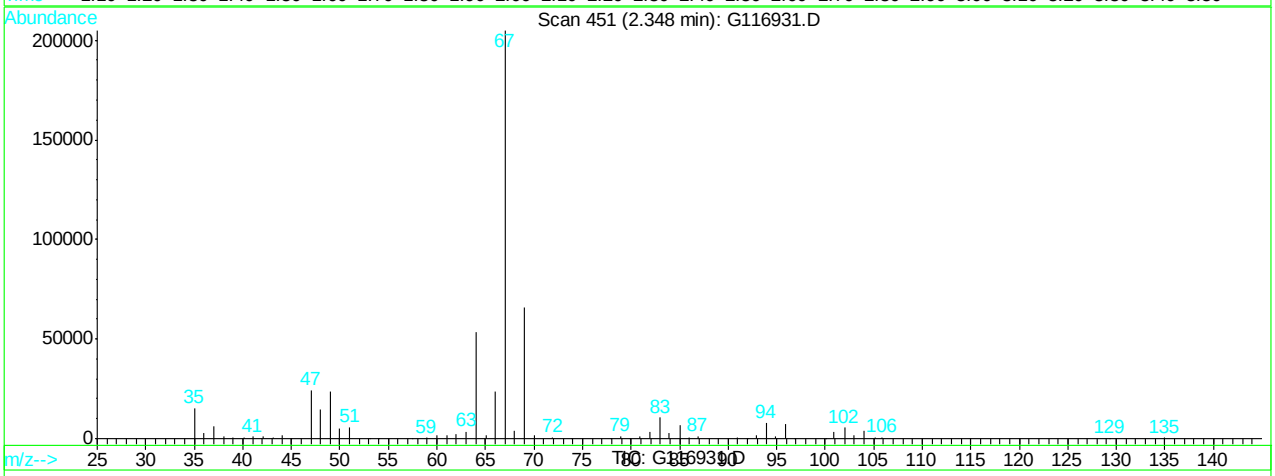

(9) chloroethane (M)

2.35min 441.69ppb

response 245270

Ion	Exp%	Act%
64.00	100	100
66.00	37.50	43.61
0.00	0.00	0.00
0.00	0.00	0.00

G116931.D G120507T.M Tue May 08 11:19:24 2012

Quantitation Report (Qedit)

Data File : C:\HPCHEM\1\DATA\120507\G116931.D Vial: 8
Acq On : 7 May 2012 4:47 pm Operator: alit
Sample : ic4689-400.0 Inst : GCMS G
Misc : MS25756,MSG4689,,,,5,1 Multiplr: 1.00
MS Integration Params: RTEINT.P
Quant Time: May 8 11:19 2012 Quant Results File: temp.res

Method : C:\HPCHEM\1\METHODS\G120507T.M (RTE Integrator)
Title : SW-846 Method 8260
Last Update : Tue May 08 11:18:00 2012
Response via : Multiple Level Calibration

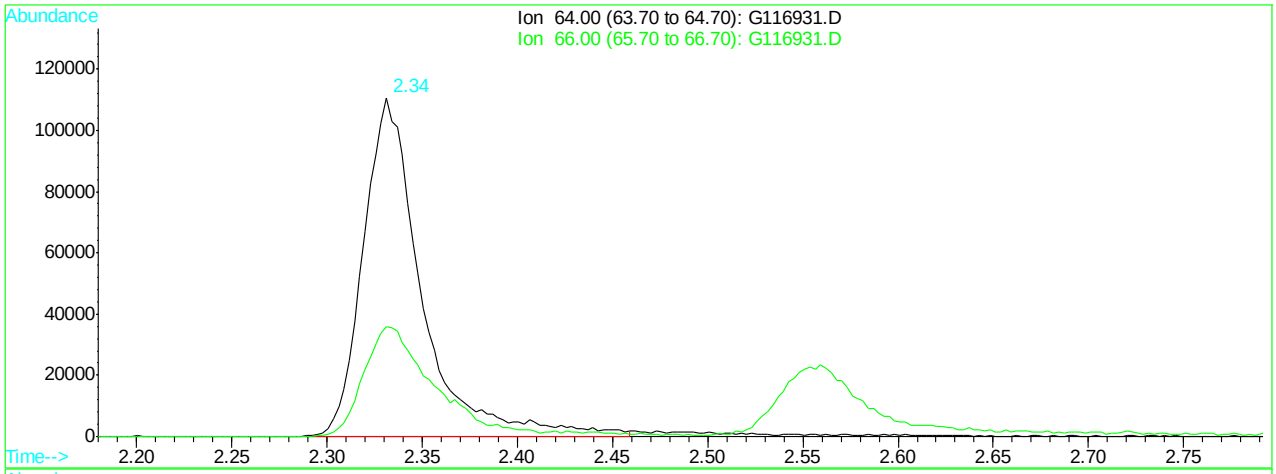

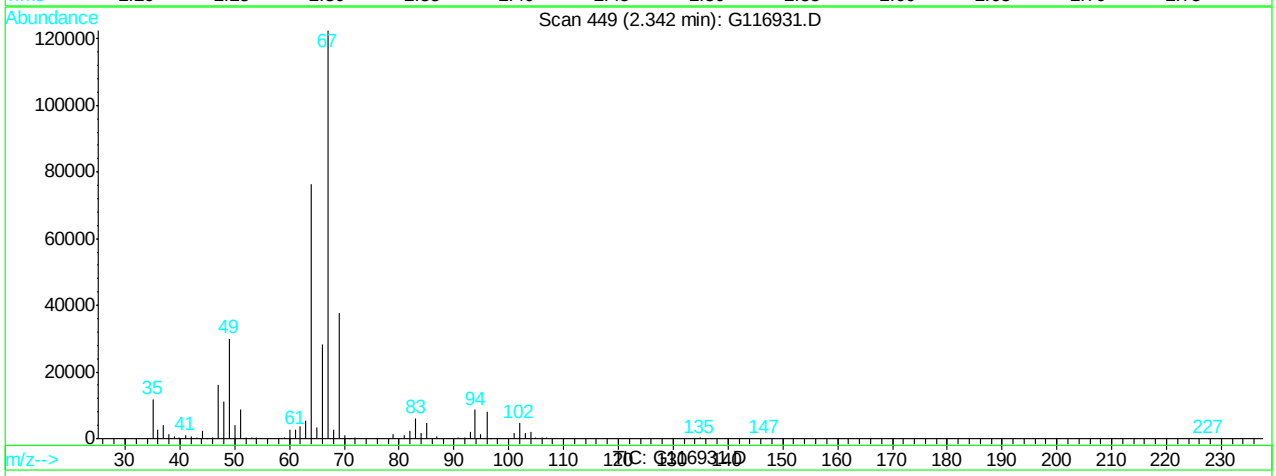

(9) chloroethane (M)

2.34min 426.45ppb m

response 236806

Ion	Exp%	Act%
64.00	100	100
66.00	37.50	37.00
0.00	0.00	0.00
0.00	0.00	0.00

G116931.D G120507T.M Tue May 08 11:19:30 2012

Quantitation Report (Qedit)

Data File : C:\HPCHEM\1\DATA\120507\G116931.D Vial: 8
Acq On : 7 May 2012 4:47 pm Operator: alit
Sample : ic4689-400.0 Inst : GCMS G
Misc : MS25756,MSG4689,,,,5,1 Multiplr: 1.00
MS Integration Params: RTEINT.P
Quant Time: May 8 11:19 2012 Quant Results File: temp.res

Method : C:\HPCHEM\1\METHODS\G120507T.M (RTE Integrator)
Title : SW-846 Method 8260
Last Update : Tue May 08 11:18:00 2012
Response via : Multiple Level Calibration

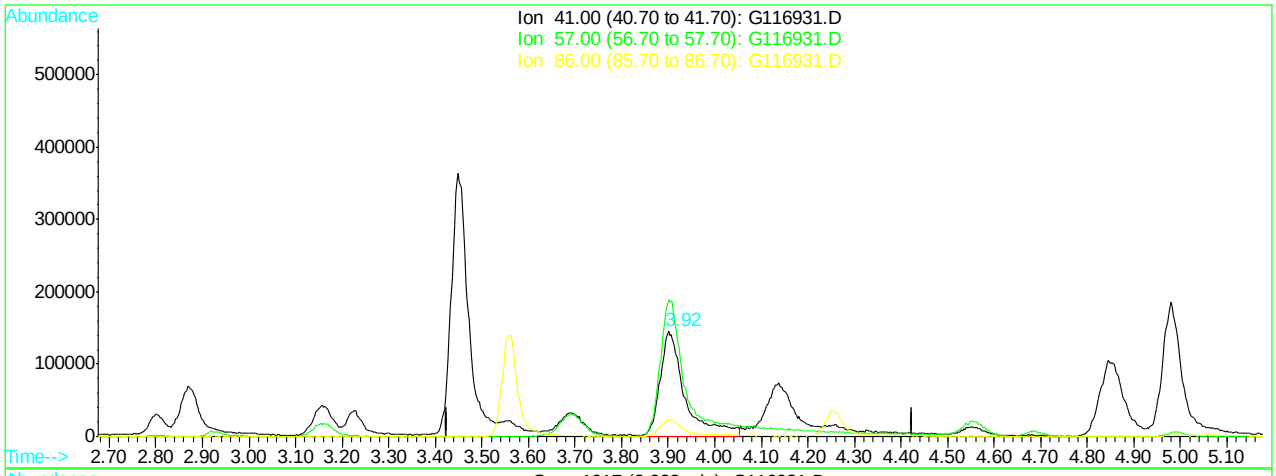

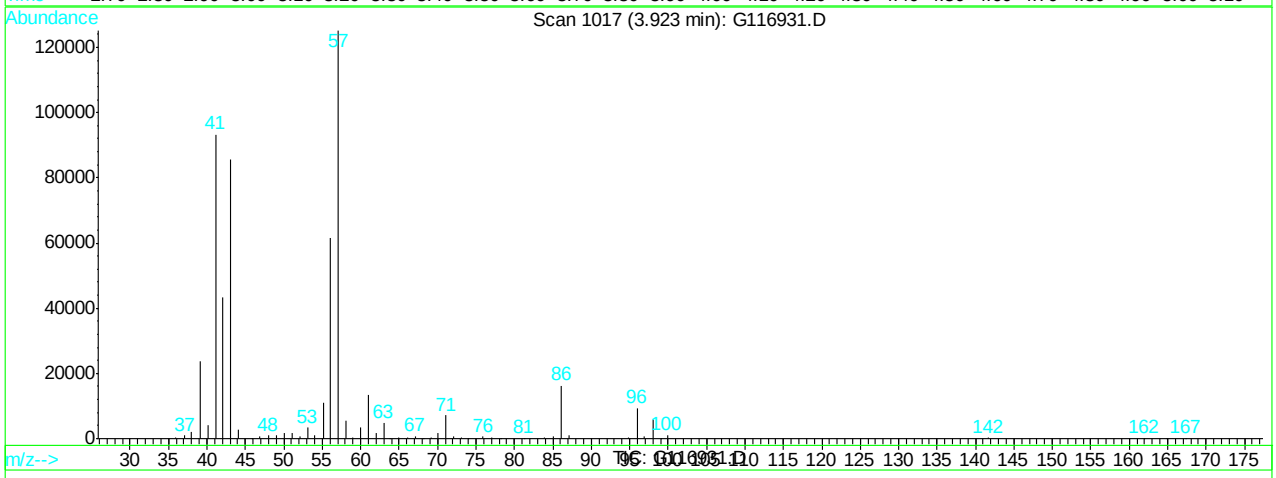

(32) Hexane (M)

3.92min 408.21ppb m

response 541511

Ion	Exp%	Act%
41.00	100	100
57.00	145.60	134.15
86.00	17.10	17.35
0.00	0.00	0.00

G116931.D G120507T.M Tue May 08 11:20:04 2012

Quantitation Report (Qedit)

Data File : C:\HPCHEM\1\DATA\120507\G116931.D Vial: 8
Acq On : 7 May 2012 4:47 pm Operator: alit
Sample : ic4689-400.0 Inst : GCMS G
Misc : MS25756,MSG4689,,,,5,1 Multiplr: 1.00
MS Integration Params: RTEINT.P
Quant Time: May 8 11:20 2012 Quant Results File: temp.res

Method : C:\HPCHEM\1\METHODS\G120507T.M (RTE Integrator)
Title : SW-846 Method 8260
Last Update : Tue May 08 11:18:00 2012
Response via : Multiple Level Calibration

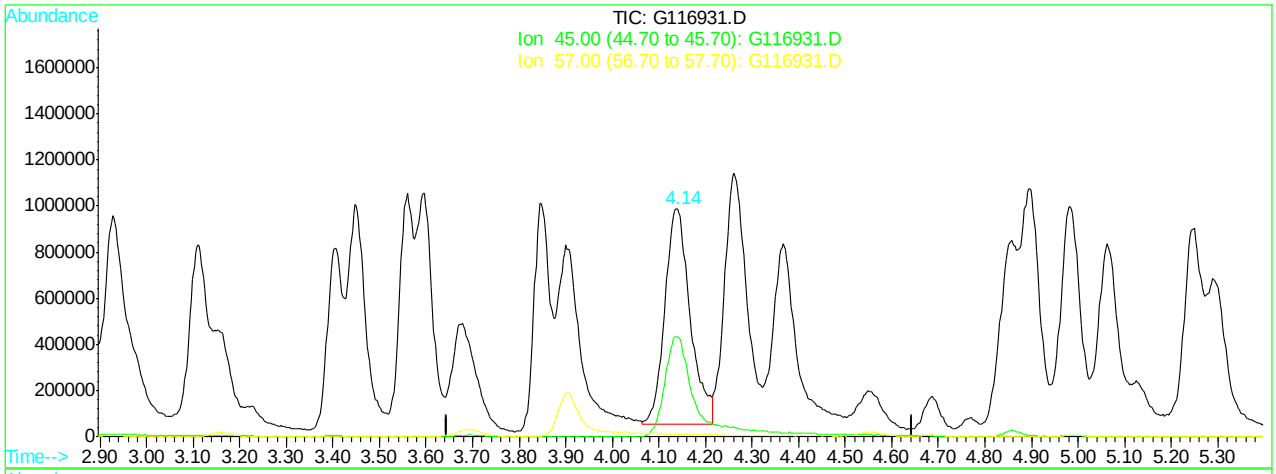

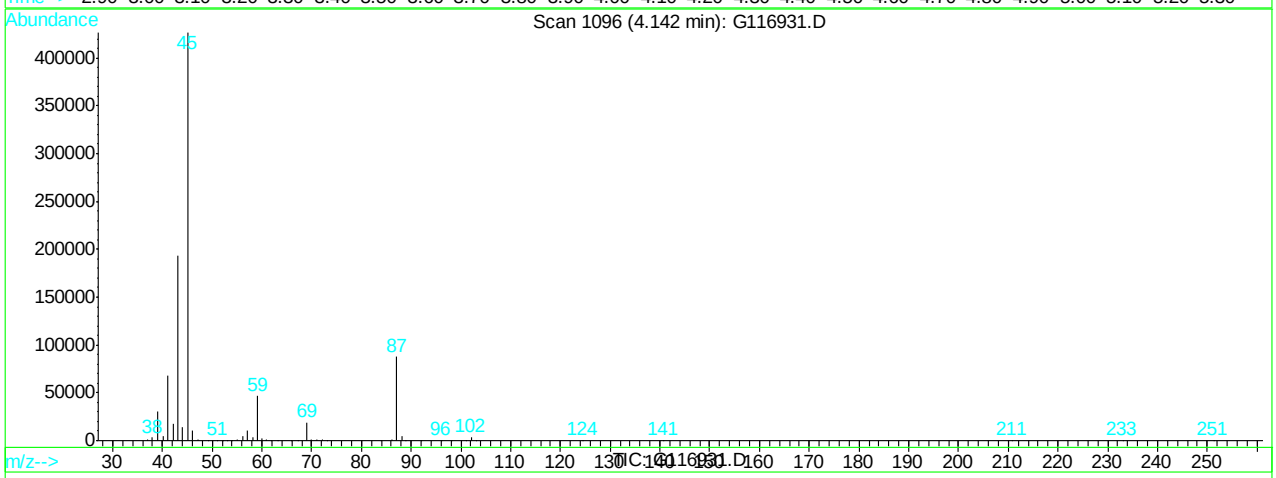

(31) Ethyl Acetate

4.14min 378.56ug/L m

response 3550654

Ion	Exp%	Act%
TIC	100	100
45.00	0.00	0.00
57.00	0.00	0.00
0.00	0.00	0.00

G116931.D G120507T.M Tue May 08 11:20:17 2012

Quantitation Report (Qedit)

Data File : C:\HPCHEM\1\DATA\120507\G116931.D Vial: 8
Acq On : 7 May 2012 4:47 pm Operator: alit
Sample : ic4689-400.0 Inst : GCMS G
Misc : MS25756,MSG4689,,,,5,1 Multiplr: 1.00
MS Integration Params: RTEINT.P
Quant Time: May 8 11:20 2012 Quant Results File: temp.res

Method : C:\HPCHEM\1\METHODS\G120507T.M (RTE Integrator)
Title : SW-846 Method 8260
Last Update : Tue May 08 11:18:00 2012
Response via : Multiple Level Calibration

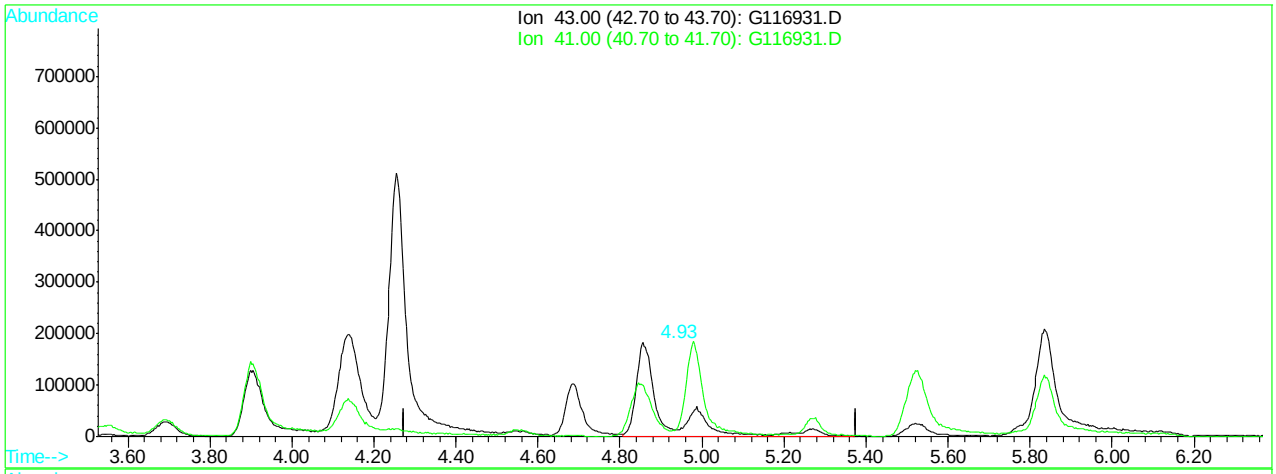

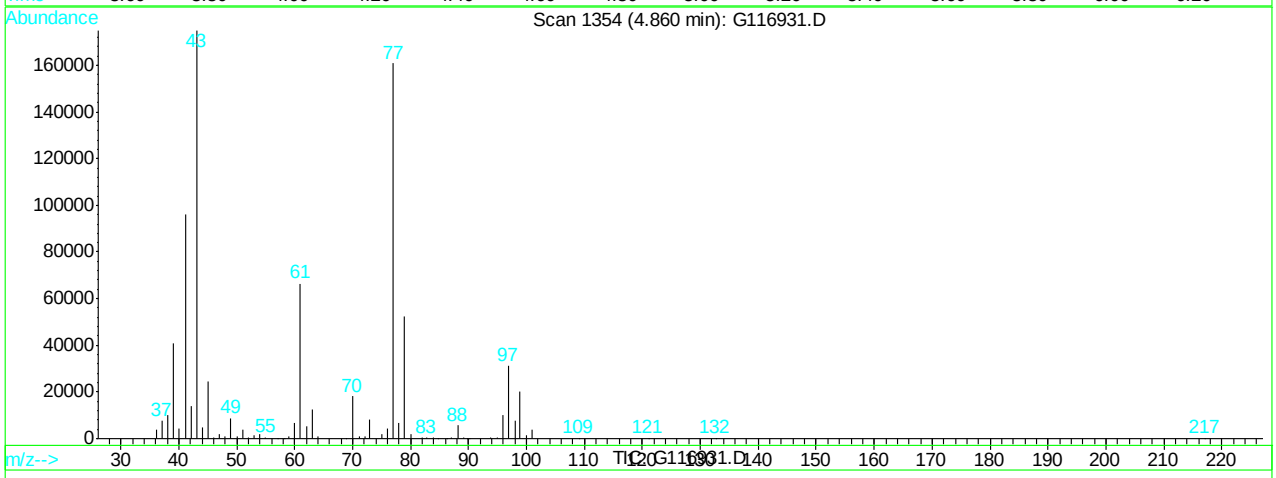

(35) isobutyl alcohol (M)

4.93min 3143.92ppb

response 769958

Ion	Exp%	Act%
43.00	100	100
41.00	54.80	66.06
0.00	0.00	0.00
0.00	0.00	0.00

G116931.D G120507T.M Tue May 08 11:20:30 2012

Quantitation Report (Qedit)

Data File : C:\HPCHEM\1\DATA\120507\G116931.D Vial: 8
Acq On : 7 May 2012 4:47 pm Operator: alit
Sample : ic4689-400.0 Inst : GCMS G
Misc : MS25756,MSG4689,,,,5,1 Multiplr: 1.00
MS Integration Params: RTEINT.P
Quant Time: May 8 11:20 2012 Quant Results File: temp.res

Method : C:\HPCHEM\1\METHODS\G120507T.M (RTE Integrator)
Title : SW-846 Method 8260
Last Update : Tue May 08 11:18:00 2012
Response via : Multiple Level Calibration

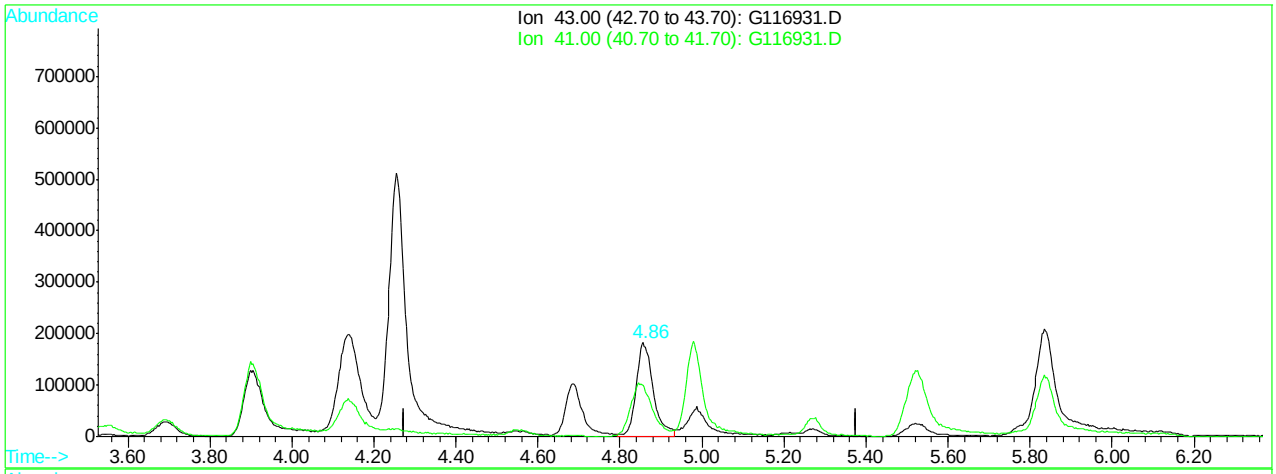

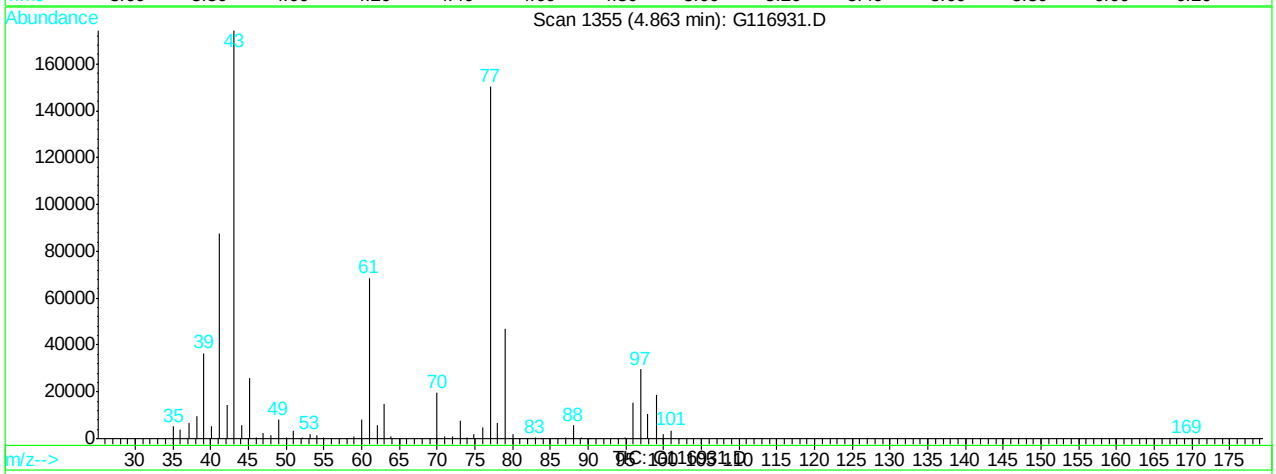

(35) isobutyl alcohol (M)

4.86min 2098.99ppb m

response 514051

Ion	Exp%	Act%
43.00	100	100
41.00	54.80	50.32
0.00	0.00	0.00
0.00	0.00	0.00

G116931.D G120507T.M Tue May 08 11:20:35 2012

Quantitation Report (Qedit)

Data File : C:\HPCHEM\1\DATA\120507\G116931.D Vial: 8
Acq On : 7 May 2012 4:47 pm Operator: alit
Sample : ic4689-400.0 Inst : GCMS G
Misc : MS25756,MSG4689,,,,5,1 Multiplr: 1.00
MS Integration Params: RTEINT.P
Quant Time: May 8 11:20 2012 Quant Results File: temp.res

Method : C:\HPCHEM\1\METHODS\G120507T.M (RTE Integrator)
Title : SW-846 Method 8260
Last Update : Tue May 08 11:18:00 2012
Response via : Multiple Level Calibration

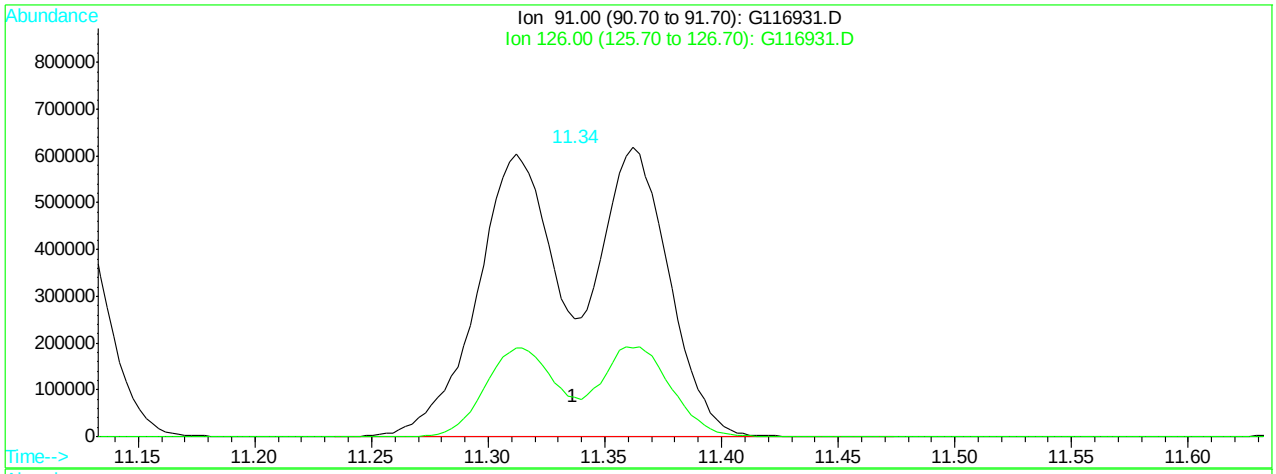

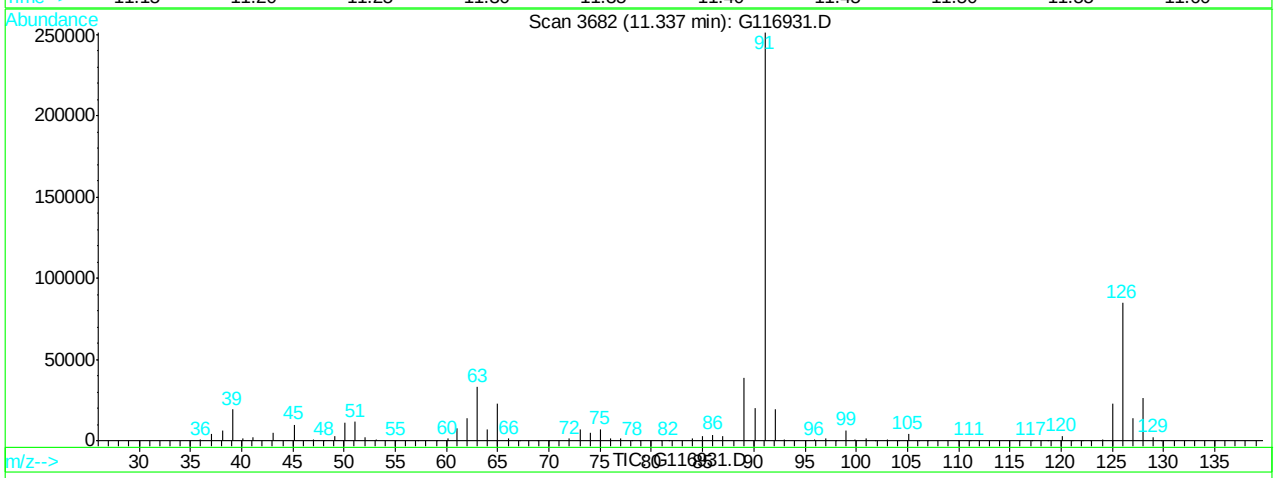

(87) 2-chlorotoluene (M)

11.34min 667.78ppb

response 2659121

Ion	Exp%	Act%
91.00	100	100
126.00	28.30	33.70
0.00	0.00	0.00
0.00	0.00	0.00

G116931.D G120507T.M Tue May 08 11:21:16 2012

Quantitation Report (Qedit)

Data File : C:\HPCHEM\1\DATA\120507\G116931.D Vial: 8
Acq On : 7 May 2012 4:47 pm Operator: alit
Sample : ic4689-400.0 Inst : GCMS G
Misc : MS25756,MSG4689,,,,5,1 Multiplr: 1.00
MS Integration Params: RTEINT.P
Quant Time: May 8 11:21 2012 Quant Results File: temp.res

Method : C:\HPCHEM\1\METHODS\G120507T.M (RTE Integrator)
Title : SW-846 Method 8260
Last Update : Tue May 08 11:18:00 2012
Response via : Multiple Level Calibration

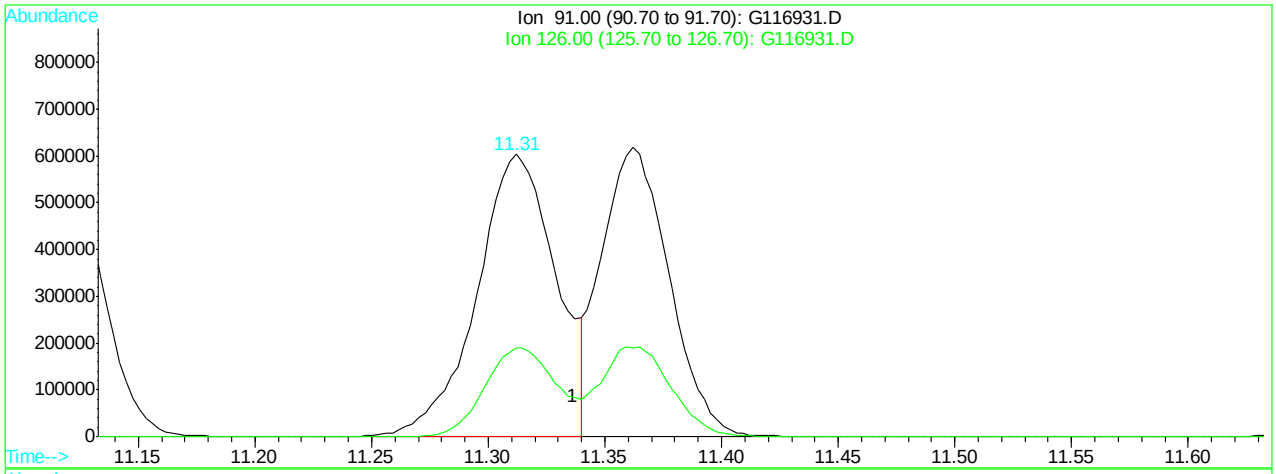

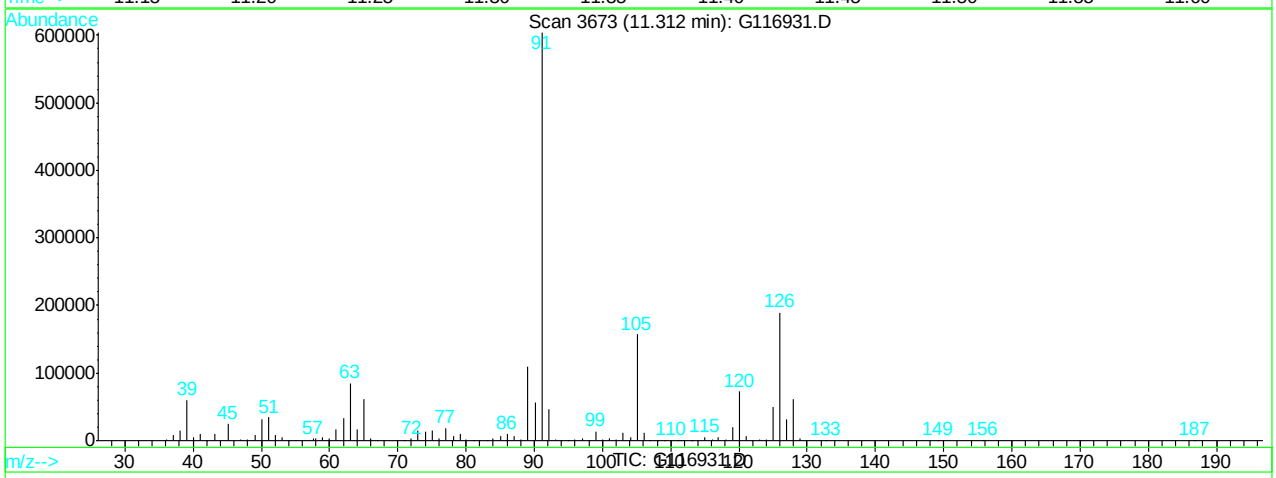

(87) 2-chlorotoluene (M)

11.31min 355.75ppb m

response 1416602

Ion	Exp%	Act%
91.00	100	100
126.00	28.30	31.40
0.00	0.00	0.00
0.00	0.00	0.00

G116931.D G120507T.M Tue May 08 11:21:21 2012

Quantitation Report (Qedit)

Data File : C:\HPCHEM\1\DATA\120507\G116931.D Vial: 8
Acq On : 7 May 2012 4:47 pm Operator: alit
Sample : ic4689-400.0 Inst : GCMS G
Misc : MS25756,MSG4689,,,,5,1 Multiplr: 1.00
MS Integration Params: RTEINT.P
Quant Time: May 8 11:21 2012 Quant Results File: temp.res

Method : C:\HPCHEM\1\METHODS\G120507T.M (RTE Integrator)
Title : SW-846 Method 8260
Last Update : Tue May 08 11:18:00 2012
Response via : Multiple Level Calibration

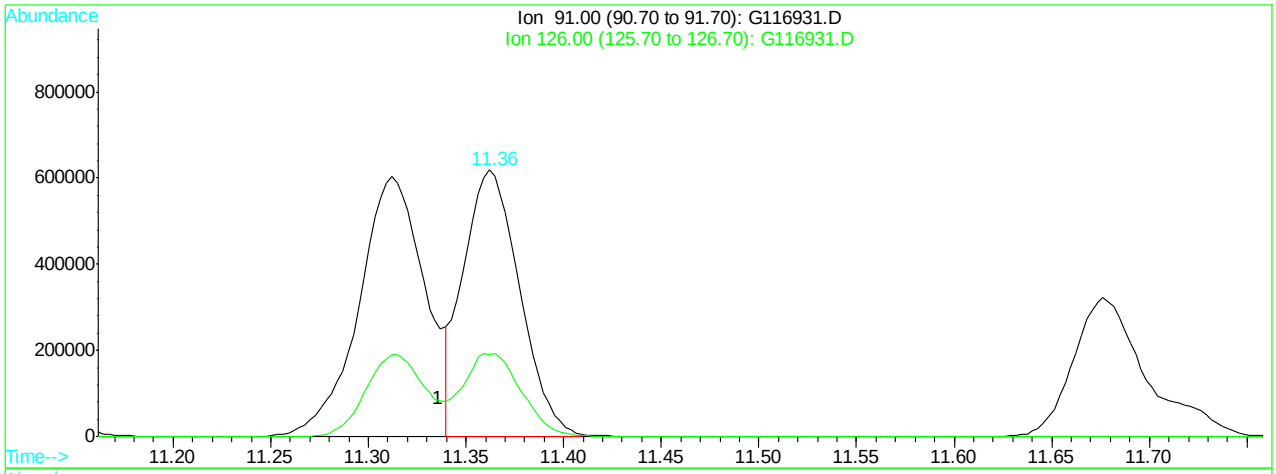

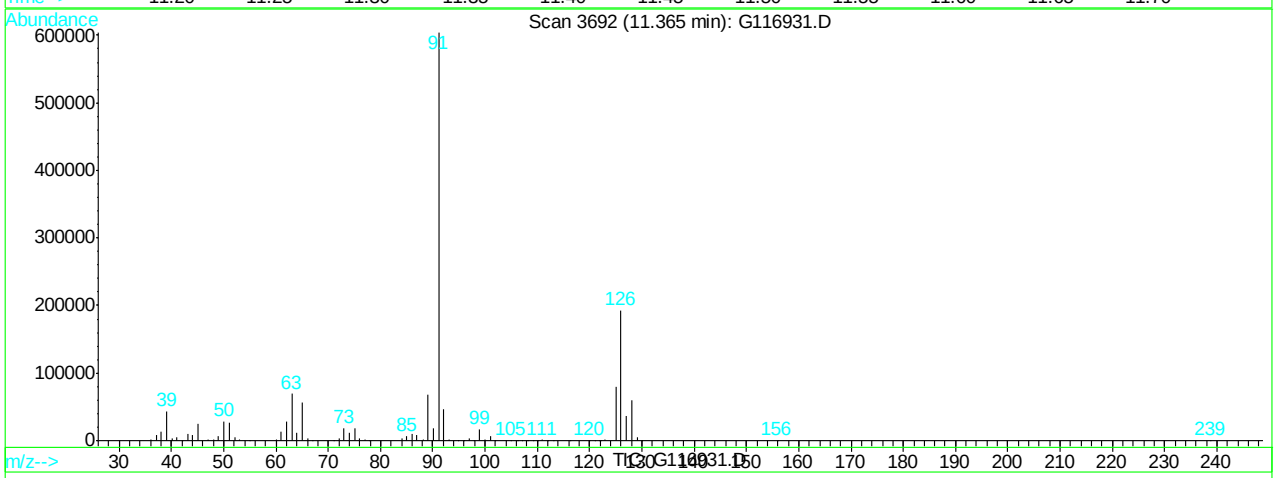

(88) 4-chlorotoluene (M)

11.36min 379.04ppb m

response 1240165

Ion	Exp%	Act%
91.00	100	100
126.00	34.10	31.96
0.00	0.00	0.00
0.00	0.00	0.00

G116931.D G120507T.M Tue May 08 11:21:28 2012

G116932.D

Manual Integrations APPROVED (compounds with "m" flag)

Dana Tyron 05/11/12 18:17

Quantitation Report (QT Reviewed)

Data File : C:\HPCHEM\1\DATA\120507\G116932.D Vial: 9
Acq On : 7 May 2012 5:15 pm Operator: alit
Sample : ic4689-200.0 Inst : GCMS G
Misc : MS25756,MSG4689,,,,5,1 Multiplr: 1.00
MS Integration Params: RTEINT.P
Quant Time: May 8 11:23 2012 Quant Results File: G120507T.RES

Quant Method : C:\HPCHEM\1\METHODS\G120507T.M (RTE Integrator)
Title : SW-846 Method 8260
Last Update : Tue May 08 11:21:52 2012
Response via : Initial Calibration
DataAcq Meth : G8260I

Internal Standards	R.T.	QIon	Response	Conc	Units	Dev(Min)
1) tert butyl alcohol-d9	3.11	65	49266	500.00	ppb	-0.01
4) pentafluorobenzene	5.17	168	175939	50.00	ppb	0.00
43) 1,4-difluorobenzene	6.30	114	295542	50.00	ppb	0.00
66) chlorobenzene-d5	9.64	82	153288	50.00	ppb	0.00
80) 1,4-dichlorobenzene-d4	12.25	152	88087	50.00	ppb	0.00
System Monitoring Compounds						
40) dibromofluoromethane (s)	5.32	113	274535	177.56	ppb	0.00
Spiked Amount 50.000	Range 70 - 130		Recovery =	355.12%#		
60) toluene-d8 (s)	7.98	98	914295	167.61	ppb	0.00
Spiked Amount 50.000	Range 70 - 130		Recovery =	335.22%#		
82) bromofluorobenzene (s)	10.95	95	327624	159.75	ppb	0.00
Spiked Amount 50.000	Range 70 - 130		Recovery =	319.50%#		
Target Compounds						Qvalue
2) tertiary butyl alcohol	3.18	59	311855	2300.68	ppb	89
3) Ethanol	2.48	45	333407	34271.31	ppb #	100
5) dichlorodifluoromethane	1.62	85	215869	230.18	ppb	95
6) chloromethane	1.85	50	304612	198.22	ppb	96
7) vinyl chloride	1.91	62	209087	196.99	ppb	95
8) bromomethane	2.29	96	145111	225.68	ppb	97
9) chloroethane	2.35	64	123806	215.72	ppb	97
10) ethyl ether	2.83	59	251615	202.05	ppb	92
11) acetonitrile	3.46	41	479651	211.11	ppb	94
12) trichlorofluoromethane	2.59	101	369804	229.01	ppb	92
13) freon-113	2.99	101	261362	232.27	ppb	88
14) acrolein	1.86	56	227572	1060.18	ppb	93
15) 1,1-dichloroethene	3.13	96	224322	232.98	ppb	93
16) acetone	3.00	43	101262	226.55	ppb	92
17) Methyl Acetate	3.42	43	273975	211.61	ppb	94
18) methylene chloride	3.57	84	271864	204.51	ppb	98
19) methyl tert butyl ether	3.70	73	208807	185.72	ppb	93
20) acrylonitrile	3.68	53	123470	218.30	ppb	87
21) allyl chloride	3.47	41	502835	214.49	ppb	100
22) trans-1,2-dichloroethene	3.86	96	268588	224.33	ppb	91
23) iodomethane	3.42	142	424991	219.11	ppb	100
24) carbon disulfide	3.61	76	860876	216.25	ppb	98
25) propionitrile	4.78	54	47618	246.40	ppb	100
26) vinyl acetate	3.42	43	273975	201.01	ppb	100
27) chloroprene	4.41	53	467882	248.16	ppb	92
28) di-isopropyl ether	4.19	45	1071658	219.69	ppb	89
29) methacrylonitrile	5.00	41	275154	209.18	ppb	91
30) 2-butanone	4.70	72	31713	208.94	ppb #	71
31) Ethyl Acetate	4.15	TIC	1990383	209.46	ug/L #	100
32) Hexane	3.93	41	280394m	206.07	ppb	
33) 1,1-dichloroethane	6.86	63	322758	228.60	ppb	96
34) tert-butyl ethyl ether	4.56	59	111989	172.82	ppb	87
35) isobutyl alcohol	4.87	43	259728m	1028.96	ppb	
36) 2,2-dichloropropane	4.87	77	359654	216.47	ppb	99
37) cis-1,2-dichloroethene	4.91	96	295499	218.73	ppb	95

(#) = qualifier out of range (m) = manual integration
G116932.D G120507T.M Tue May 08 12:12:19 2012 Page 1

Quantitation Report (QT Reviewed)

Data File : C:\HPCHEM\1\DATA\120507\G116932.D Vial: 9
Acq On : 7 May 2012 5:15 pm Operator: alit
Sample : ic4689-200.0 Inst : GCMS G
Misc : MS25756,MSG4689,,,,5,1 Multiplr: 1.00
MS Integration Params: RTEINT.P
Quant Time: May 8 11:23 2012 Quant Results File: G120507T.RES

Quant Method : C:\HPCHEM\1\METHODS\G120507T.M (RTE Integrator)
Title : SW-846 Method 8260
Last Update : Tue May 08 11:21:52 2012
Response via : Initial Calibration
DataAcq Meth : G8260I

	Compound	R.T.	QIon	Response	Conc	Unit		Qvalue
38)	bromochloromethane	5.25	128	141954	203.98	ppb		96
39)	chloroform	7.11	83	395494	218.74	ppb		97
41)	Tetrahydrofuran	5.28	42	96933	214.46	ppb		97
42)	1,1,1-trichloroethane	8.42	97	257451	206.97	ppb		99
44)	Cyclohexane	5.55	56	538418	230.05	ppb		94
45)	carbon tetrachloride	5.81	117	370054	244.33	ppb		90
46)	1,1-dichloropropene	8.25	75	442420	232.54	ppb		95
47)	benzene	6.01	78	1129406	222.71	ppb		100
48)	1,2-dichloroethane	5.97	62	414732	213.98	ppb		97
49)	tert-amyl methyl ether	6.27	73	2492	5.28	ppb	#	67
50)	heptane	5.88	43	473380	232.47	ppb		71
51)	trichloroethene	6.66	95	296667	226.44	ppb		87
52)	1,2-dichloropropane	6.86	63	322758	225.73	ppb		97
53)	dibromomethane	7.17	93	191290	218.45	ppb		88
54)	bromodichloromethane	7.11	83	395494	223.43	ppb		97
55)	Methylcyclohexane	6.74	83	471439	233.00	ppb		95
56)	2-chloroethyl vinyl ether	6.86	63	322758	233.09	ppb	#	99
57)	methyl methacrylate	6.91	69	219749	260.20	ppb		93
58)	1,4-dioxane	4.40	88	232283	1257.90	ppb		100
59)	cis-1,3-dichloropropene	8.25	75	442420	239.81	ppb		96
61)	4-methyl-2-pentanone	7.47	43	319004	228.01	ppb		99
62)	toluene	8.07	92	647853	213.56	ppb		98
63)	trans-1,3-dichloropropene	8.25	75	442420	239.81	ppb		96
64)	1,1,2-trichloroethane	10.86	83	343140	213.22	ppb		98
65)	ethyl methacrylate	8.23	69	374236	235.22	ppb		98
67)	tetrachloroethene	8.78	166	270783	200.91	ppb		96
68)	1,3-dichloropropane	8.70	76	454931	192.76	ppb		100
69)	dibromochloromethane	8.99	129	302376	222.14	ppb		99
70)	1,2-dibromoethane	9.22	107	293605	197.12	ppb		97
71)	2-hexanone	8.42	43	211548	215.79	ppb		100
72)	chlorobenzene	9.67	112	667968	200.10	ppb		97
73)	1,1,1,2-tetrachloroethane	9.71	131	267892	224.77	ppb		91
74)	ethylbenzene	9.73	91	1061176	192.56	ppb		100
75)	m,p-xylene	9.81	106	783029	393.54	ppb		92
76)	o-xylene	10.29	106	375209	197.66	ppb		93
77)	styrene	10.33	104	649298	208.42	ppb		99
78)	bromoform	10.70	173	205007	231.98	ppb		95
79)	trans-1,4-dichloro-2-buten	10.73	53	87397	349.44	ppb		90
81)	isopropylbenzene	10.68	105	838006	202.09	ppb		99
83)	bromobenzene	11.17	156	279007	204.95	ppb		91
84)	1,1,2,2-tetrachloroethane	10.86	83	343140	203.34	ppb		98
85)	1,2,3-trichloropropane	11.03	75	269960	208.09	ppb		98
86)	n-propylbenzene	11.12	91	876277	190.42	ppb		99
87)	2-chlorotoluene	11.31	91	732791m	197.30	ppb		
88)	4-chlorotoluene	11.36	91	622024m	201.84	ppb		
89)	1,3,5-trimethylbenzene	10.68	105	838006	202.09	ppb		99
90)	tert-butylbenzene	11.68	91	428299	190.62	ppb		94
91)	1,2,4-trimethylbenzene	11.29	105	781092	197.42	ppb		98
92)	sec-butylbenzene	11.91	105	706937	181.35	ppb		100

(#) = qualifier out of range (m) = manual integration
G116932.D G120507T.M Tue May 08 12:12:20 2012 Page 2

Quantitation Report (QT Reviewed)

Data File : C:\HPCHEM\1\DATA\120507\G116932.D Vial: 9
Acq On : 7 May 2012 5:15 pm Operator: alit
Sample : ic4689-200.0 Inst : GCMS G
Misc : MS25756,MSG4689,,,,5,1 Multiplr: 1.00
MS Integration Params: RTEINT.P
Quant Time: May 8 11:23 2012 Quant Results File: G120507T.RES

Quant Method : C:\HPCHEM\1\METHODS\G120507T.M (RTE Integrator)
Title : SW-846 Method 8260
Last Update : Tue May 08 11:21:52 2012
Response via : Initial Calibration
DataAcq Meth : G8260I

	Compound	R.T.	QIon	Response	Conc	Unit	Qvalue
93)	1,3-dichlorobenzene	12.17	146	383531	211.08	ppb	98
94)	p-isopropyltoluene	12.06	119	537550	179.65	ppb	96
95)	1,4-dichlorobenzene	12.28	146	400695	197.57	ppb	95
96)	1,2-dichlorobenzene	12.69	146	376531	208.70	ppb	99
97)	n-butylbenzene	12.51	91	487927	171.21	ppb	100
98)	1,2-dibromo-3-chloropropan	13.55	75	52071	230.17	ppb	92
99)	1,3,5-trichlorobenzene	13.81	180	255509	208.53	ug/L	98
100)	1,2,4-trichlorobenzene	14.51	180	225512	245.65	ppb	96
101)	hexachlorobutadiene	14.66	225	106990	239.65	ppb	96
102)	naphthalene	14.80	128	500867	213.84	ppb	100
103)	2-Methylnaphthalene	15.98	142	124724	133.41	ug/L	96
104)	1-Methylnaphthalene	16.25	142	106913	145.65	ug/L	99
105)	1,2,3-trichlorobenzene	15.07	180	209117	234.45	ppb	96

(#) = qualifier out of range (m) = manual integration
G116932.D G120507T.M Tue May 08 12:12:20 2012 Page 3

Quantitation Report

Data File : C:\HPCHEM\1\DATA\120507\G116932.D Vial: 9
Acq On : 7 May 2012 5:15 pm Operator: alit
Sample : ic4689-200.0 Inst : GCMS G
Misc : MS25756,MSG4689,,,,5,1 Multiplr: 1.00
MS Integration Params: RTEINT.P
Quant Time: May 8 11:23 2012 Quant Results File: G120507T.RES

Method : C:\HPCHEM\1\METHODS\G120507T.M (RTE Integrator)
Title : SW-846 Method 8260
Last Update : Tue May 08 11:43:14 2012
Response via : Initial Calibration

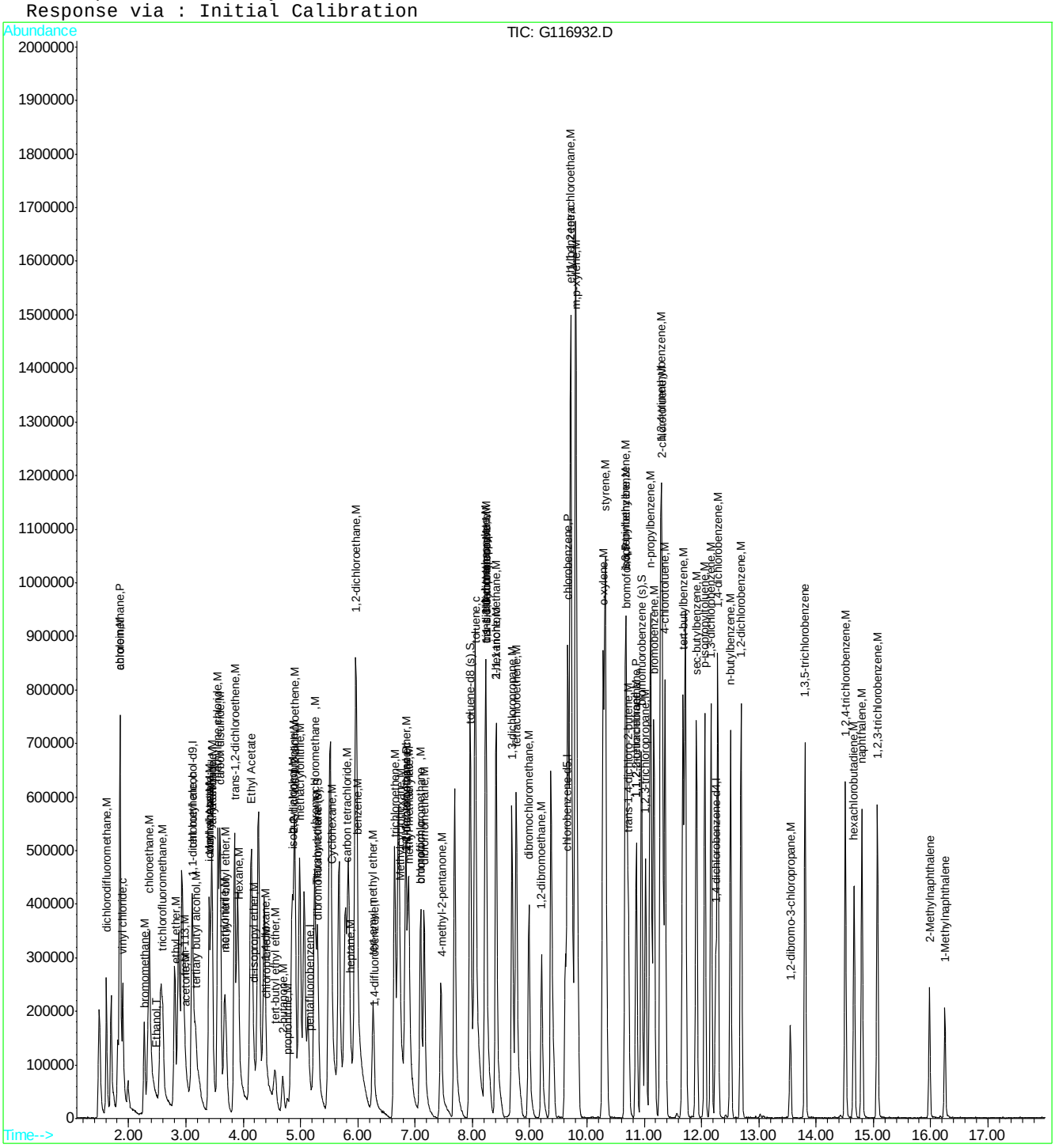

Quantitation Report (Qedit)

Data File : C:\HPCHEM\1\DATA\120507\G116932.D Vial: 9
Acq On : 7 May 2012 5:15 pm Operator: alit
Sample : ic4689-200.0 Inst : GCMS G
Misc : MS25756,MSG4689,,,,5,1 Multiplr: 1.00
MS Integration Params: RTEINT.P
Quant Time: May 8 11:22 2012 Quant Results File: temp.res

Method : C:\HPCHEM\1\METHODS\G120507T.M (RTE Integrator)
Title : SW-846 Method 8260
Last Update : Tue May 08 11:21:52 2012
Response via : Multiple Level Calibration

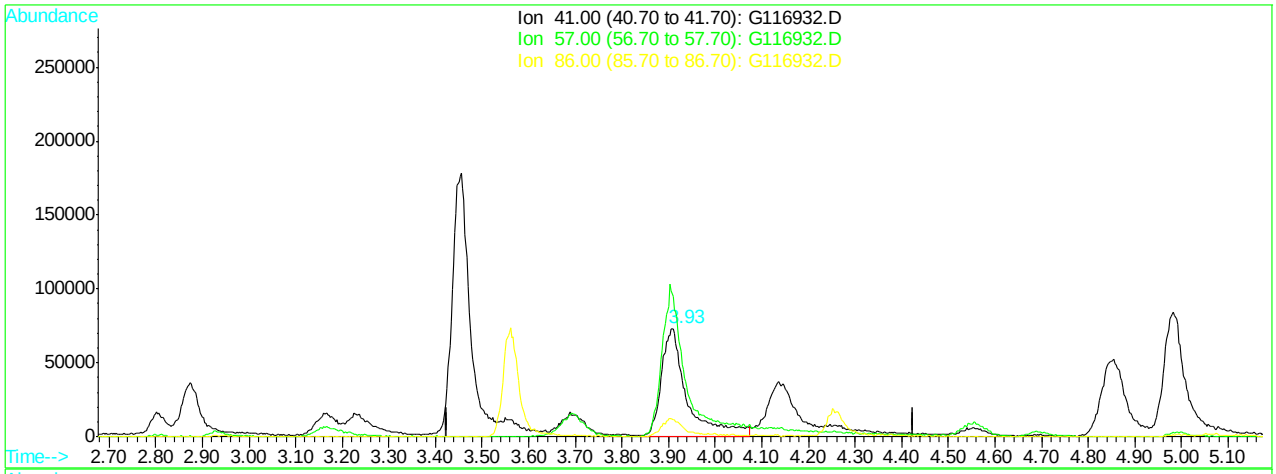

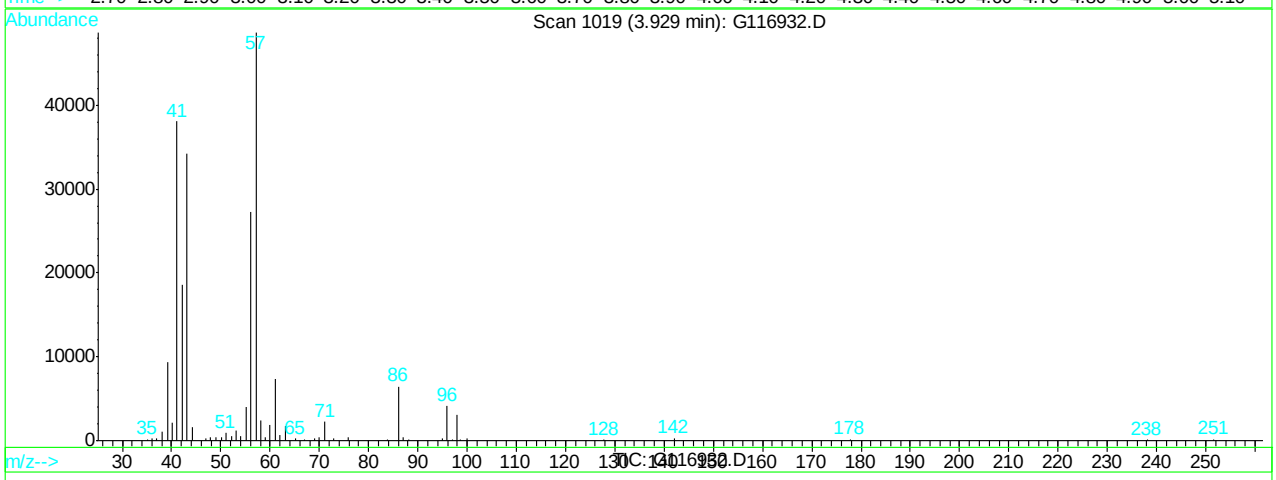

(32) Hexane (M)

3.93min 206.07ppb m

response 280394

Ion	Exp%	Act%
41.00	100	100
57.00	145.60	127.88
86.00	17.10	17.05
0.00	0.00	0.00

G116932.D G120507T.M Tue May 08 11:22:50 2012

Quantitation Report (Qedit)

Data File : C:\HPCHEM\1\DATA\120507\G116932.D Vial: 9
Acq On : 7 May 2012 5:15 pm Operator: alit
Sample : ic4689-200.0 Inst : GCMS G
Misc : MS25756,MSG4689,,,,5,1 Multiplr: 1.00
MS Integration Params: RTEINT.P
Quant Time: May 8 11:22 2012 Quant Results File: temp.res

Method : C:\HPCHEM\1\METHODS\G120507T.M (RTE Integrator)
Title : SW-846 Method 8260
Last Update : Tue May 08 11:21:52 2012
Response via : Multiple Level Calibration

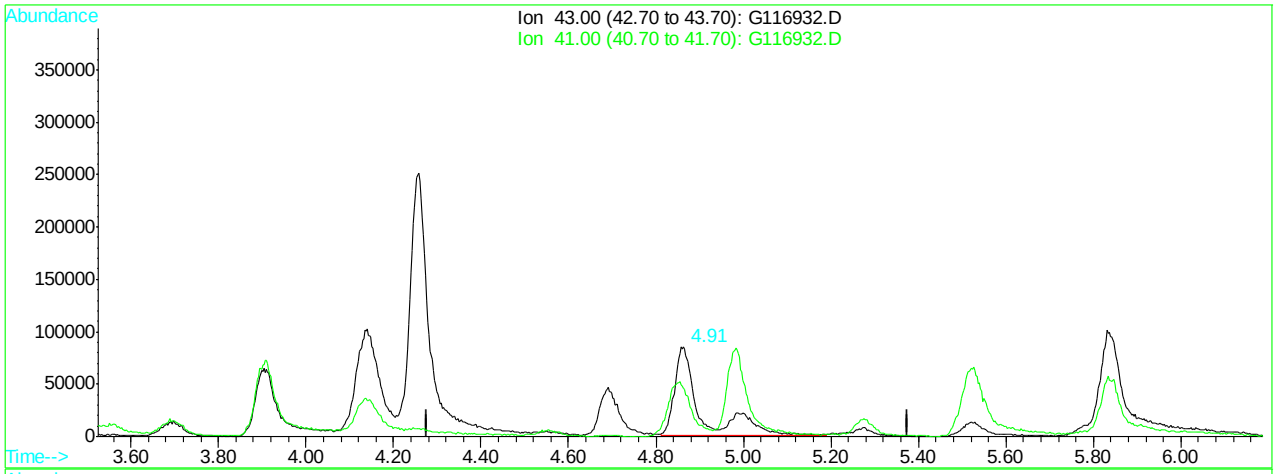

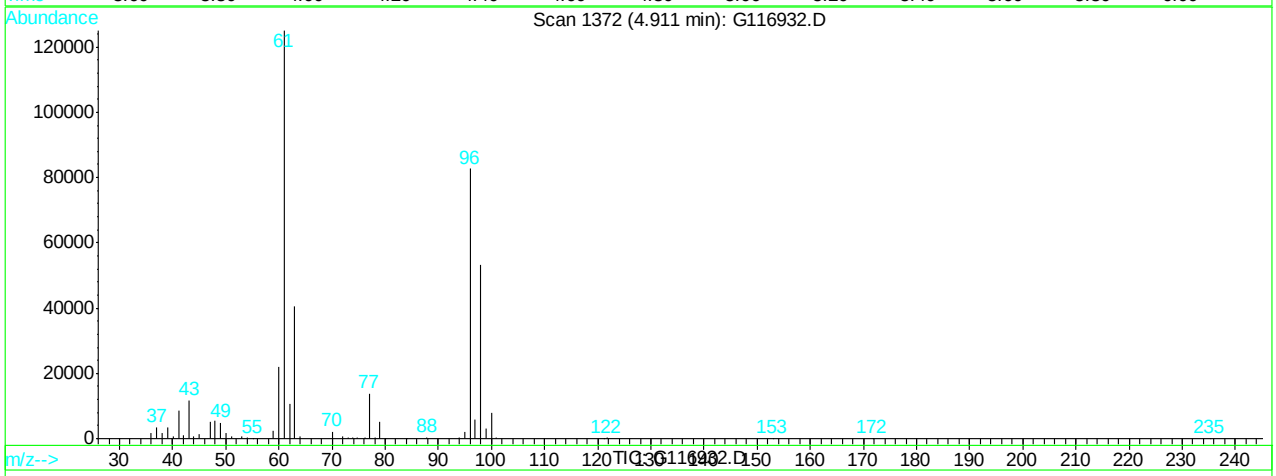

(35) isobutyl alcohol (M)

4.91min 1367.36ppb

response 345145

Ion	Exp%	Act%
43.00	100	100
41.00	54.80	63.52
0.00	0.00	0.00
0.00	0.00	0.00

G116932.D G120507T.M Tue May 08 11:23:04 2012

Quantitation Report (Qedit)

Data File : C:\HPCHEM\1\DATA\120507\G116932.D Vial: 9
Acq On : 7 May 2012 5:15 pm Operator: alit
Sample : ic4689-200.0 Inst : GCMS G
Misc : MS25756,MSG4689,,,,5,1 Multiplr: 1.00
MS Integration Params: RTEINT.P
Quant Time: May 8 11:23 2012 Quant Results File: temp.res

Method : C:\HPCHEM\1\METHODS\G120507T.M (RTE Integrator)
Title : SW-846 Method 8260
Last Update : Tue May 08 11:21:52 2012
Response via : Multiple Level Calibration

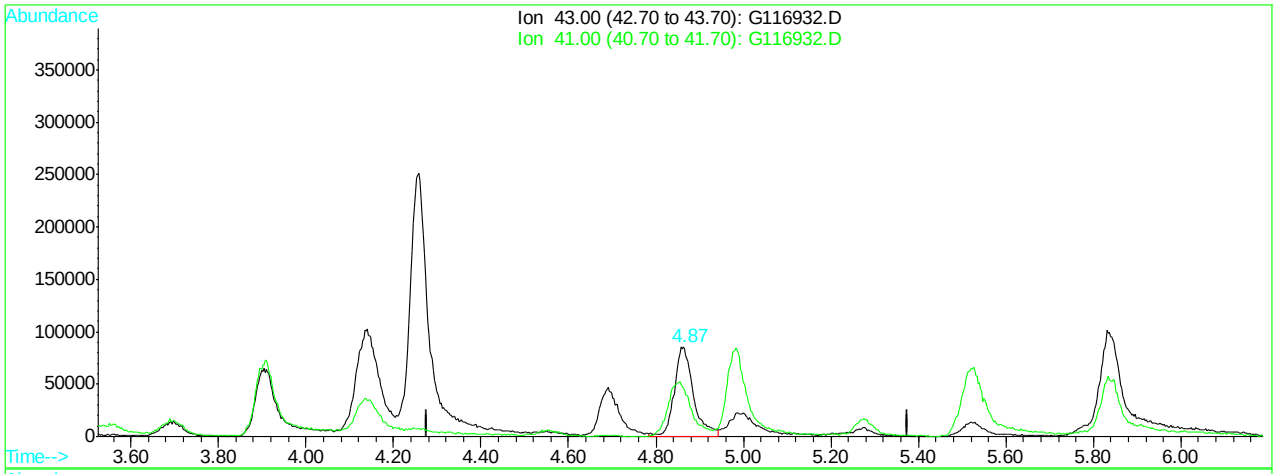

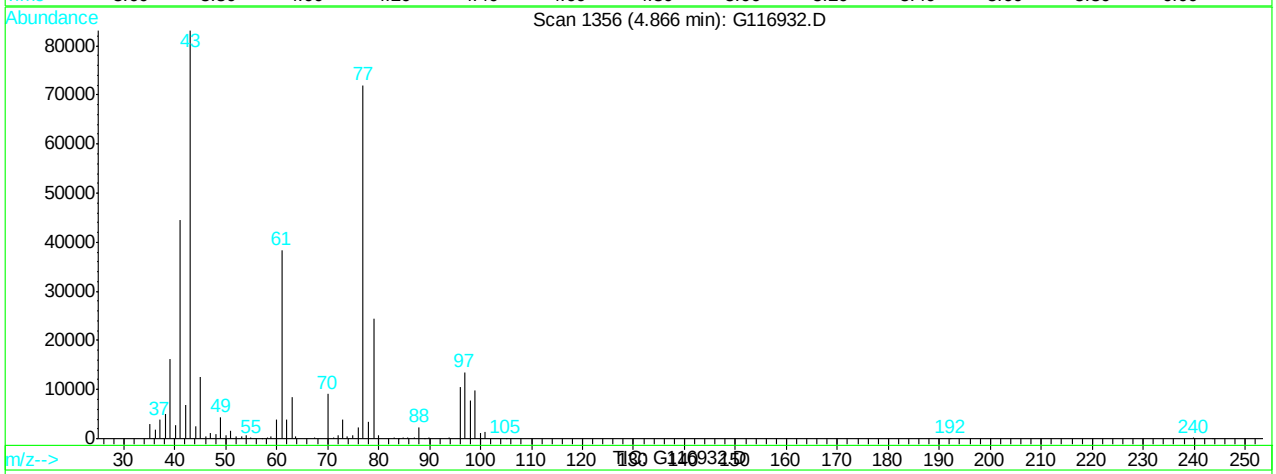

(35) isobutyl alcohol (M)

4.87min 1028.96ppb m

response 259728

Ion	Exp%	Act%
43.00	100	100
41.00	54.80	53.60
0.00	0.00	0.00
0.00	0.00	0.00

G116932.D G120507T.M Tue May 08 11:23:08 2012

Quantitation Report (Qedit)

Data File : C:\HPCHEM\1\DATA\120507\G116932.D Vial: 9
Acq On : 7 May 2012 5:15 pm Operator: alit
Sample : ic4689-200.0 Inst : GCMS G
Misc : MS25756,MSG4689,,,,5,1 Multiplr: 1.00
MS Integration Params: RTEINT.P
Quant Time: May 8 11:23 2012 Quant Results File: temp.res

Method : C:\HPCHEM\1\METHODS\G120507T.M (RTE Integrator)
Title : SW-846 Method 8260
Last Update : Tue May 08 11:21:52 2012
Response via : Multiple Level Calibration

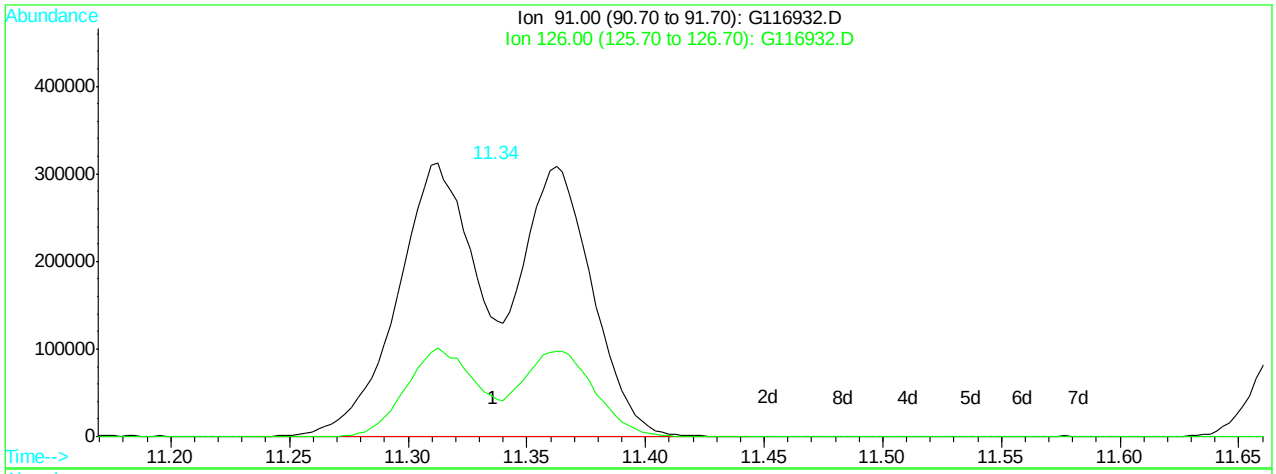

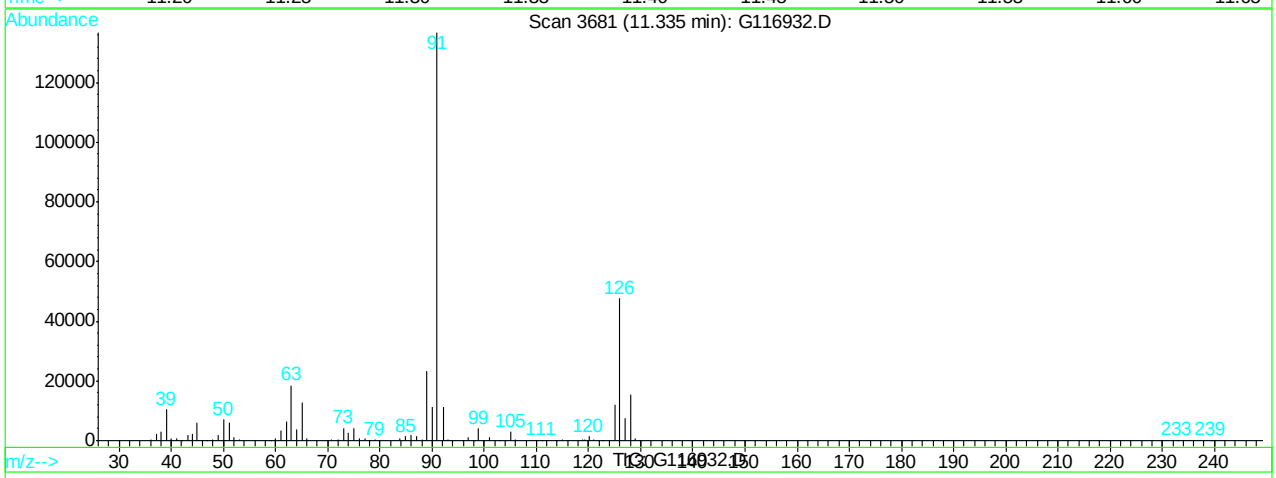

(87) 2-chlorotoluene (M)

11.34min 364.71ppb

response 1354535

Ion	Exp%	Act%
91.00	100	100
126.00	28.30	34.89
0.00	0.00	0.00
0.00	0.00	0.00

G116932.D G120507T.M Tue May 08 11:23:43 2012

Quantitation Report (Qedit)

Data File : C:\HPCHEM\1\DATA\120507\G116932.D Vial: 9
Acq On : 7 May 2012 5:15 pm Operator: alit
Sample : ic4689-200.0 Inst : GCMS G
Misc : MS25756,MSG4689,,,,5,1 Multiplr: 1.00
MS Integration Params: RTEINT.P
Quant Time: May 8 11:23 2012 Quant Results File: temp.res

Method : C:\HPCHEM\1\METHODS\G120507T.M (RTE Integrator)
Title : SW-846 Method 8260
Last Update : Tue May 08 11:21:52 2012
Response via : Multiple Level Calibration

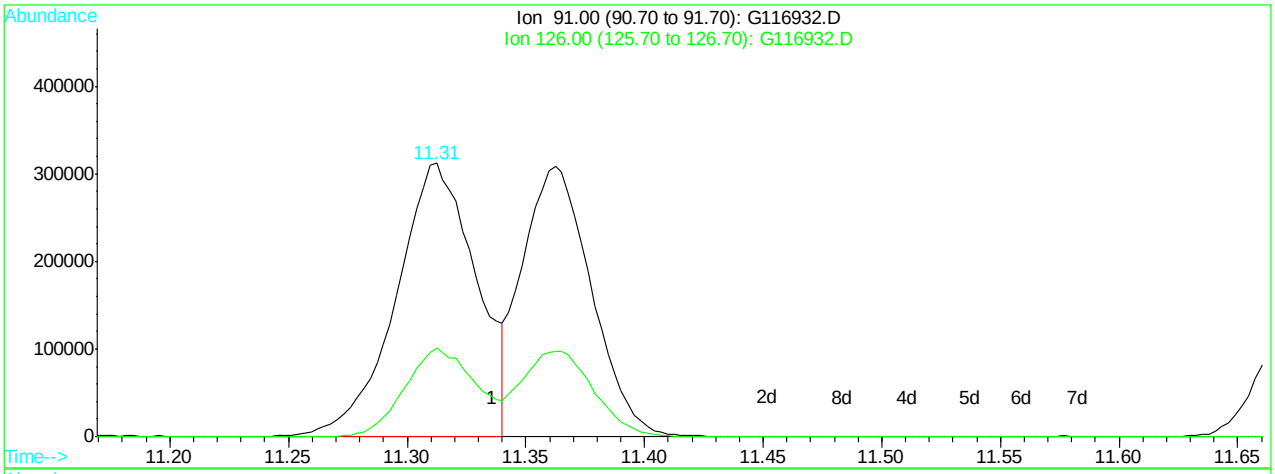

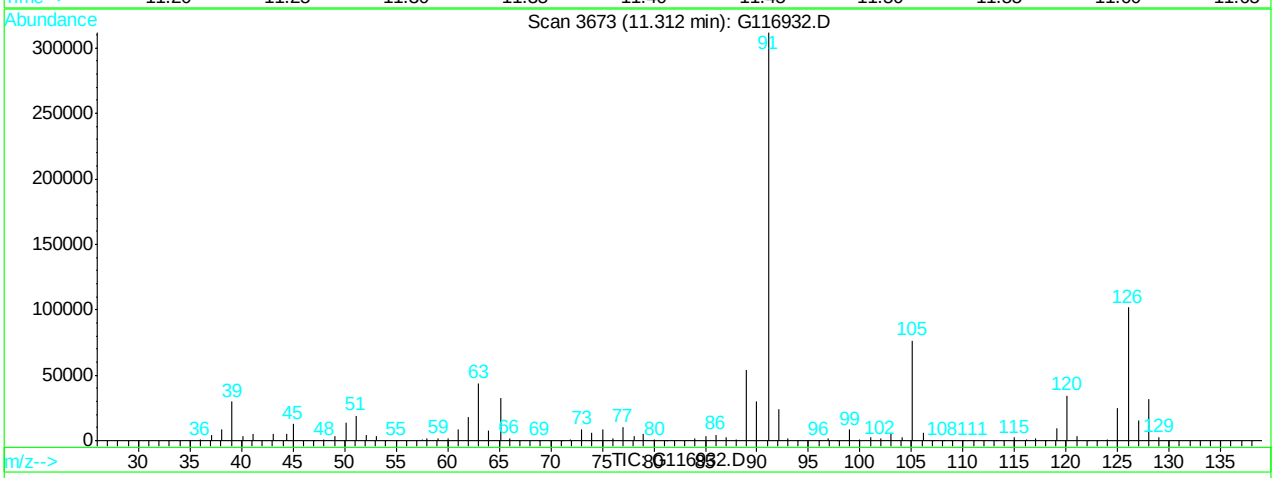

(87) 2-chlorotoluene (M)

11.31min 197.30ppb m

response 732791

Ion	Exp%	Act%
91.00	100	100
126.00	28.30	32.59
0.00	0.00	0.00
0.00	0.00	0.00

G116932.D G120507T.M Tue May 08 11:23:48 2012

Quantitation Report (Qedit)

Data File : C:\HPCHEM\1\DATA\120507\G116932.D Vial: 9
Acq On : 7 May 2012 5:15 pm Operator: alit
Sample : ic4689-200.0 Inst : GCMS G
Misc : MS25756,MSG4689,,,,5,1 Multiplr: 1.00
MS Integration Params: RTEINT.P
Quant Time: May 8 11:23 2012 Quant Results File: temp.res

Method : C:\HPCHEM\1\METHODS\G120507T.M (RTE Integrator)
Title : SW-846 Method 8260
Last Update : Tue May 08 11:21:52 2012
Response via : Multiple Level Calibration

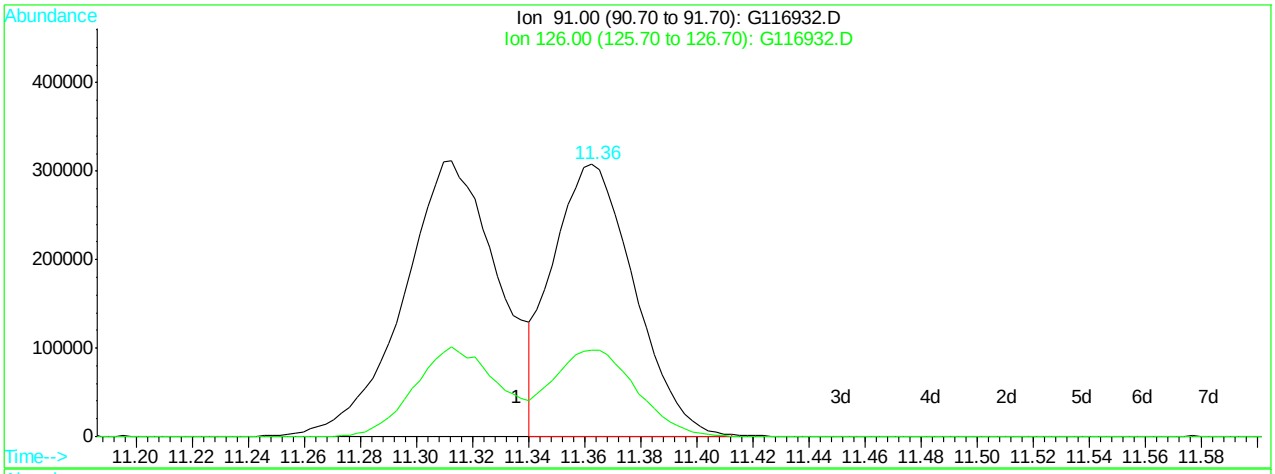

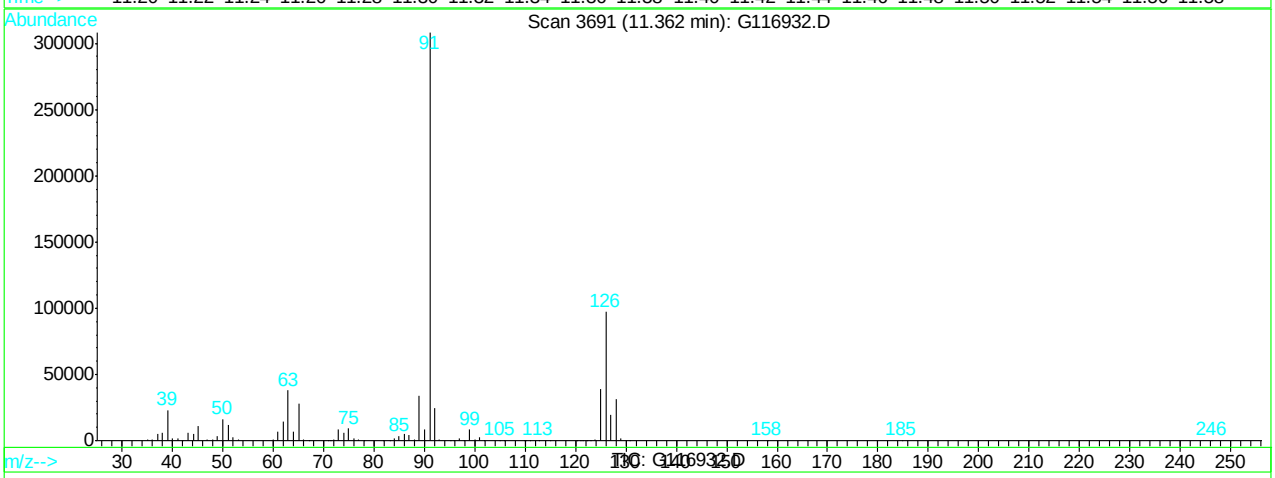

(88) 4-chlorotoluene (M)

11.36min 201.84ppb m

response 622024

Ion	Exp%	Act%
91.00	100	100
126.00	34.10	31.50
0.00	0.00	0.00
0.00	0.00	0.00

G116932.D G120507T.M Tue May 08 11:23:55 2012

Manual Integrations APPROVED (compounds with "m" flag)
Dana Tyron 05/11/12 18:17

Quantitation Report (QT Reviewed)

Data File : C:\HPCHEM\1\DATA\120507\G116933.D Vial: 10
Acq On : 7 May 2012 5:43 pm Operator: alit
Sample : ic4689-100.0 Inst : GCMS G
Misc : MS25756,MSG4689,,,,5,1 Multiplr: 1.00
MS Integration Params: RTEINT.P
Quant Time: May 8 11:26 2012 Quant Results File: G120507T.RES

Quant Method : C:\HPCHEM\1\METHODS\G120507T.M (RTE Integrator)
Title : SW-846 Method 8260
Last Update : Tue May 08 11:24:34 2012
Response via : Initial Calibration
DataAcq Meth : G8260I

Internal Standards	R.T.	QIon	Response	Conc	Units		Dev(Min)
1) tert butyl alcohol-d9	3.11	65	52230	500.00	ppb		-0.01
4) pentafluorobenzene	5.17	168	172744	50.00	ppb		0.00
43) 1,4-difluorobenzene	6.30	114	295519	50.00	ppb		0.00
66) chlorobenzene-d5	9.63	82	140229	50.00	ppb		0.00
80) 1,4-dichlorobenzene-d4	12.25	152	84828	50.00	ppb		0.00
System Monitoring Compounds							
40) dibromofluoromethane (s)	5.31	113	130171	84.59	ppb		0.00
Spiked Amount 50.000	Range 70 - 130		Recovery = 169.18%#				
60) toluene-d8 (s)	7.98	98	445292	81.16	ppb		0.00
Spiked Amount 50.000	Range 70 - 130		Recovery = 162.32%#				
82) bromofluorobenzene (s)	10.95	95	155757	78.88	ppb		0.00
Spiked Amount 50.000	Range 70 - 130		Recovery = 157.76%#				
Target Compounds							Qvalue
2) tertiary butyl alcohol	3.18	59	158209	1077.79	ppb		94
3) Ethanol	2.49	45	171177	15061.62	ppb	#	100
5) dichlorodifluoromethane	1.62	85	106766	113.50	ppb		93
6) chloromethane	1.85	50	153751	102.03	ppb		97
7) vinyl chloride	1.91	62	110698	106.45	ppb		100
8) bromomethane	2.29	96	70774	110.08	ppb		99
9) chloroethane	2.34	64	61073	107.18	ppb		99
10) ethyl ether	2.83	59	122785	100.28	ppb		90
11) acetonitrile	3.47	41	233061	103.65	ppb		97
12) trichlorofluoromethane	2.58	101	175409	108.39	ppb		94
13) freon-113	2.96	101	117189	103.68	ppb		98
14) acrolein	1.86	56	113734	535.05	ppb		98
15) 1,1-dichloroethene	3.13	96	111644	115.38	ppb		98
16) acetone	3.00	43	51330	114.79	ppb		99
17) Methyl Acetate	3.41	43	132925	103.71	ppb	#	96
18) methylene chloride	3.57	84	132904	101.50	ppb		96
19) methyl tert butyl ether	3.70	73	98221	89.90	ppb		96
20) acrylonitrile	3.68	53	62827	111.67	ppb		85
21) allyl chloride	3.49	41	270828	116.46	ppb		100
22) trans-1,2-dichloroethene	3.86	96	130498	109.11	ppb		92
23) iodomethane	3.42	142	206932	107.20	ppb		100
24) carbon disulfide	3.61	76	417160	105.51	ppb		99
25) propionitrile	4.78	54	23373	118.59	ppb		100
26) vinyl acetate	3.41	43	132925	99.26	ppb		100
27) chloroprene	4.40	53	217238	113.45	ppb		97
28) di-isopropyl ether	4.19	45	526636	108.43	ppb		94
29) methacrylonitrile	4.99	41	138055	106.20	ppb		94
30) 2-butanone	4.70	72	16039	106.94	ppb		97
31) Ethyl Acetate	4.15	TIC	880948m	93.79	ug/L		
32) Hexane	3.93	41	134130	99.96	ppb	#	75
33) 1,1-dichloroethane	6.86	63	159065	112.45	ppb		99
34) tert-butyl ethyl ether	4.56	59	48285	77.39	ppb		89
35) isobutyl alcohol	4.87	43	130300m	523.59	ppb		
36) 2,2-dichloropropane	4.87	77	169338	102.60	ppb		99
37) cis-1,2-dichloroethene	4.91	96	149326	111.09	ppb		89

(#) = qualifier out of range (m) = manual integration
G116933.D G120507T.M Tue May 08 12:12:26 2012 Page 1

Quantitation Report (QT Reviewed)

Data File : C:\HPCHEM\1\DATA\120507\G116933.D Vial: 10
Acq On : 7 May 2012 5:43 pm Operator: alit
Sample : ic4689-100.0 Inst : GCMS G
Misc : MS25756,MSG4689,,,,5,1 Multiplr: 1.00
MS Integration Params: RTEINT.P
Quant Time: May 8 11:26 2012 Quant Results File: G120507T.RES

Quant Method : C:\HPCHEM\1\METHODS\G120507T.M (RTE Integrator)
Title : SW-846 Method 8260
Last Update : Tue May 08 11:24:34 2012
Response via : Initial Calibration
DataAcq Meth : G8260I

	Compound	R.T.	QIon	Response	Conc	Unit		Qvalue
38)	bromochloromethane	5.25	128	70038	102.21	ppb		89
39)	chloroform	7.11	83	193364	107.49	ppb		96
41)	Tetrahydrofuran	5.28	42	46696	104.15	ppb		92
42)	1,1,1-trichloroethane	8.42	97	128908	105.03	ppb		95
44)	Cyclohexane	5.55	56	256364	107.24	ppb		95
45)	carbon tetrachloride	5.80	117	176099	112.71	ppb		96
46)	1,1-dichloropropene	8.25	75	216413	111.17	ppb		98
47)	benzene	6.00	78	556395	108.19	ppb		99
48)	1,2-dichloroethane	5.96	62	200700	102.54	ppb		95
49)	tert-amyl methyl ether	6.33	73	129	0.32	ppb		70
50)	heptane	5.89	43	204087	97.96	ppb		88
51)	trichloroethene	6.66	95	146983	110.12	ppb		96
52)	1,2-dichloropropane	6.86	63	159065	109.25	ppb		95
53)	dibromomethane	7.17	93	93437	105.32	ppb		83
54)	bromodichloromethane	7.11	83	193364	107.45	ppb		96
55)	Methylcyclohexane	6.75	83	224258	108.29	ppb		88
56)	2-chloroethyl vinyl ether	6.86	63	159065	112.23	ppb	#	100
57)	methyl methacrylate	6.91	69	112746	128.01	ppb		97
58)	1,4-dioxane	4.39	88	111205	580.86	ppb		100
59)	cis-1,3-dichloropropene	8.25	75	216413	114.47	ppb		98
61)	4-methyl-2-pentanone	7.47	43	160319	112.35	ppb		98
62)	toluene	8.07	92	317345	103.61	ppb		100
63)	trans-1,3-dichloropropene	8.25	75	216413	114.47	ppb		98
64)	1,1,2-trichloroethane	10.86	83	167763	103.28	ppb		93
65)	ethyl methacrylate	8.23	69	184734	113.27	ppb		98
67)	tetrachloroethene	8.78	166	134558	109.06	ppb		96
68)	1,3-dichloropropane	8.70	76	227152	105.76	ppb		98
69)	dibromochloromethane	8.99	129	147579	116.90	ppb		96
70)	1,2-dibromoethane	9.22	107	144090	105.96	ppb		96
71)	2-hexanone	8.43	43	103404	114.01	ppb		99
72)	chlorobenzene	9.67	112	321550	105.29	ppb		99
73)	1,1,1,2-tetrachloroethane	9.71	131	128283	115.86	ppb		92
74)	ethylbenzene	9.73	91	503907	100.49	ppb		98
75)	m,p-xylene	9.81	106	375617	206.84	ppb		97
76)	o-xylene	10.29	106	175734	101.37	ppb		95
77)	styrene	10.33	104	304983	106.37	ppb		98
78)	bromoform	10.70	173	99924	120.84	ppb		97
79)	trans-1,4-dichloro-2-buten	10.73	53	36433	143.88	ppb		97
81)	isopropylbenzene	10.68	105	392211	98.07	ppb		96
83)	bromobenzene	11.17	156	132175	100.47	ppb		93
84)	1,1,2,2-tetrachloroethane	10.86	83	167763	102.99	ppb		93
85)	1,2,3-trichloropropane	11.03	75	131027	104.28	ppb		99
86)	n-propylbenzene	11.12	91	407281	92.54	ppb		97
87)	2-chlorotoluene	11.31	91	335604m	94.01	ppb		
88)	4-chlorotoluene	11.36	91	299787m	100.88	ppb		
89)	1,3,5-trimethylbenzene	10.68	105	392211	98.07	ppb		96
90)	tert-butylbenzene	11.68	91	204066	94.95	ppb		98
91)	1,2,4-trimethylbenzene	11.29	105	364580	95.86	ppb		99
92)	sec-butylbenzene	11.91	105	333161	89.95	ppb		97

(#) = qualifier out of range (m) = manual integration

Quantitation Report (QT Reviewed)

Data File : C:\HPCHEM\1\DATA\120507\G116933.D Vial: 10
Acq On : 7 May 2012 5:43 pm Operator: alit
Sample : ic4689-100.0 Inst : GCMS G
Misc : MS25756,MSG4689,,,,5,1 Multiplr: 1.00
MS Integration Params: RTEINT.P
Quant Time: May 8 11:26 2012 Quant Results File: G120507T.RES

Quant Method : C:\HPCHEM\1\METHODS\G120507T.M (RTE Integrator)
Title : SW-846 Method 8260
Last Update : Tue May 08 11:24:34 2012
Response via : Initial Calibration
DataAcq Meth : G8260I

	Compound	R.T.	QIon	Response	Conc	Unit	Qvalue
93)	1,3-dichlorobenzene	12.17	146	180803	102.52	ppb	96
94)	p-isopropyltoluene	12.06	119	259874	91.52	ppb	99
95)	1,4-dichlorobenzene	12.28	146	187842	96.34	ppb	97
96)	1,2-dichlorobenzene	12.69	146	176683	101.06	ppb	97
97)	n-butylbenzene	12.51	91	243173	90.47	ppb	100
98)	1,2-dibromo-3-chloropropan	13.55	75	25695	115.45	ppb	86
99)	1,3,5-trichlorobenzene	13.81	180	124941	105.25	ug/L	97
100)	1,2,4-trichlorobenzene	14.51	180	110471	121.01	ppb	99
101)	hexachlorobutadiene	14.66	225	51562	116.63	ppb	94
102)	naphthalene	14.80	128	262379	115.19	ppb	100
103)	2-Methylnaphthalene	15.98	142	54213	57.04	ug/L	96
104)	1-Methylnaphthalene	16.25	142	51194	67.30	ug/L	99
105)	1,2,3-trichlorobenzene	15.07	180	104388	118.61	ppb	100

(#) = qualifier out of range (m) = manual integration
G116933.D G120507T.M Tue May 08 12:12:27 2012 Page 3

Quantitation Report

Data File : C:\HPCHEM\1\DATA\120507\G116933.D Vial: 10
Acq On : 7 May 2012 5:43 pm Operator: alit
Sample : ic4689-100.0 Inst : GCMS G
Misc : MS25756,MSG4689,,,,5,1 Multiplr: 1.00
MS Integration Params: RTEINT.P
Quant Time: May 8 11:26 2012 Quant Results File: G120507T.RES

Method : C:\HPCHEM\1\METHODS\G120507T.M (RTE Integrator)
Title : SW-846 Method 8260
Last Update : Tue May 08 11:43:14 2012
Response via : Initial Calibration

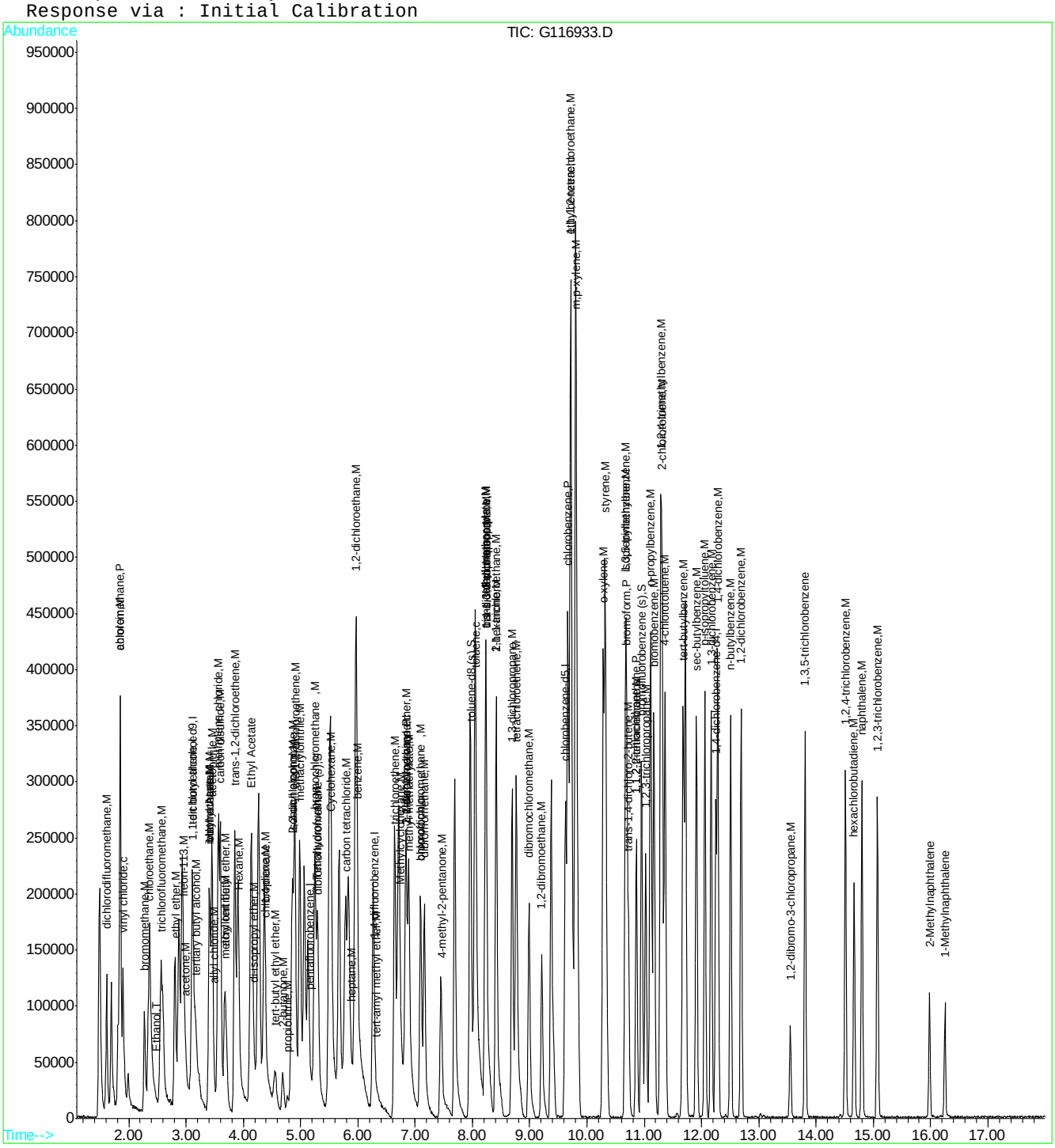

ACCUTEST LABORATORIES MC10370

Quantitation Report (Qedit)

Data File : C:\HPCHEM\1\DATA\120507\G116933.D Vial: 10
Acq On : 7 May 2012 5:43 pm Operator: alit
Sample : ic4689-100.0 Inst : GCMS G
Misc : MS25756,MSG4689,,,,5,1 Multiplr: 1.00
MS Integration Params: RTEINT.P
Quant Time: May 8 11:25 2012 Quant Results File: temp.res

Method : C:\HPCHEM\1\METHODS\G120507T.M (RTE Integrator)
Title : SW-846 Method 8260
Last Update : Tue May 08 11:24:34 2012
Response via : Multiple Level Calibration

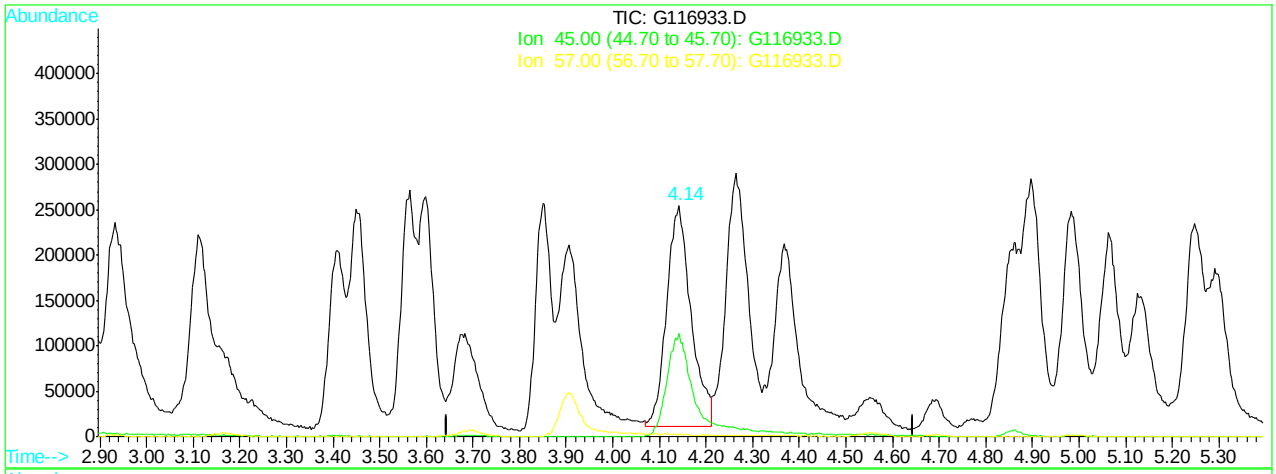

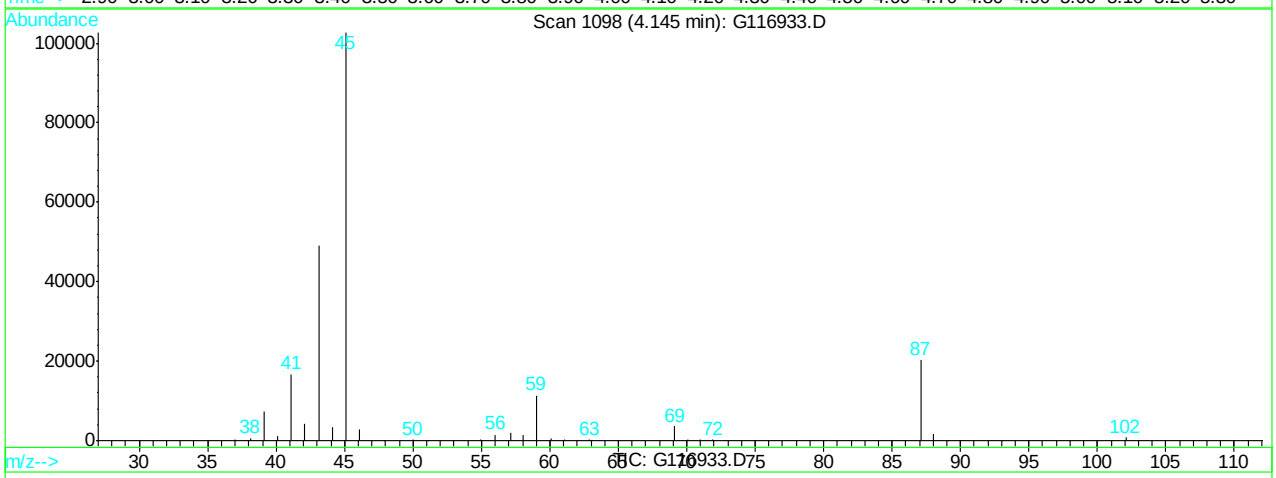

(31) Ethyl Acetate

4.15min 93.79ug/L m

response 880948

Ion	Exp%	Act%
TIC	100	100
45.00	0.00	0.00
57.00	0.00	0.00
0.00	0.00	0.00

G116933.D G120507T.M Tue May 08 11:25:18 2012

Quantitation Report (Qedit)

Data File : C:\HPCHEM\1\DATA\120507\G116933.D Vial: 10
Acq On : 7 May 2012 5:43 pm Operator: alit
Sample : ic4689-100.0 Inst : GCMS G
Misc : MS25756,MSG4689,,,,5,1 Multiplr: 1.00
MS Integration Params: RTEINT.P
Quant Time: May 8 11:25 2012 Quant Results File: temp.res

Method : C:\HPCHEM\1\METHODS\G120507T.M (RTE Integrator)
Title : SW-846 Method 8260
Last Update : Tue May 08 11:24:34 2012
Response via : Multiple Level Calibration

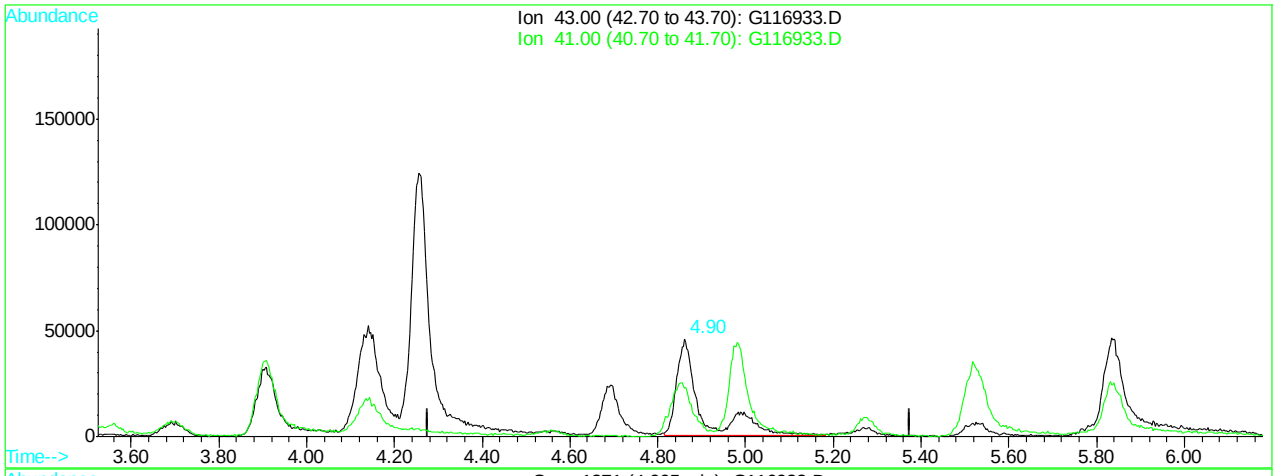

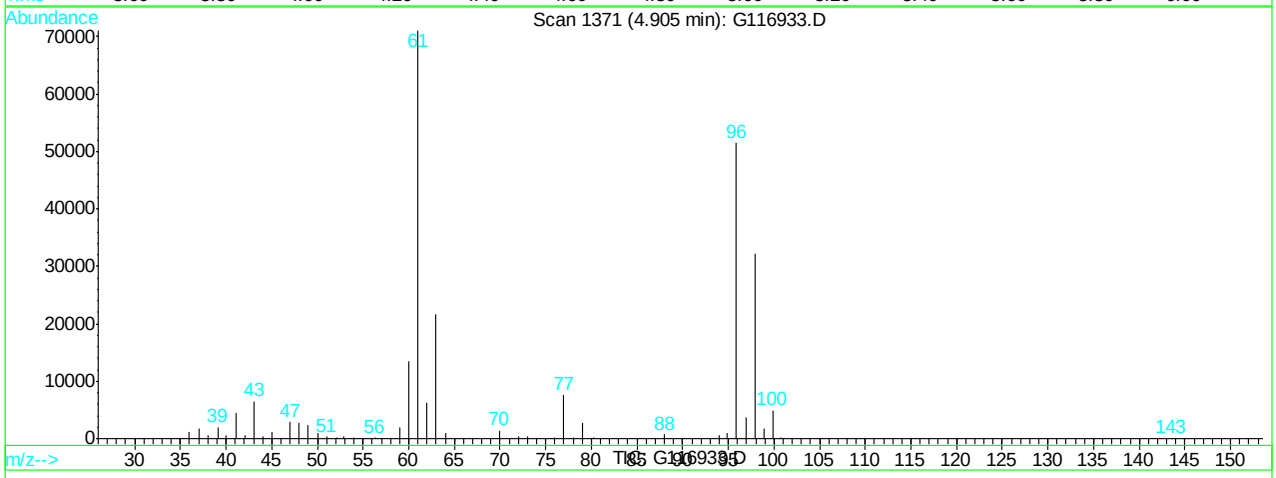

(35) isobutyl alcohol (M)

4.90min 680.83ppb

response 169431

Ion	Exp%	Act%
43.00	100	100
41.00	54.80	61.78
0.00	0.00	0.00
0.00	0.00	0.00

G116933.D G120507T.M Tue May 08 11:25:25 2012

Quantitation Report (Qedit)

Data File : C:\HPCHEM\1\DATA\120507\G116933.D Vial: 10
Acq On : 7 May 2012 5:43 pm Operator: alit
Sample : ic4689-100.0 Inst : GCMS G
Misc : MS25756,MSG4689,,,,5,1 Multiplr: 1.00
MS Integration Params: RTEINT.P
Quant Time: May 8 11:25 2012 Quant Results File: temp.res

Method : C:\HPCHEM\1\METHODS\G120507T.M (RTE Integrator)
Title : SW-846 Method 8260
Last Update : Tue May 08 11:24:34 2012
Response via : Multiple Level Calibration

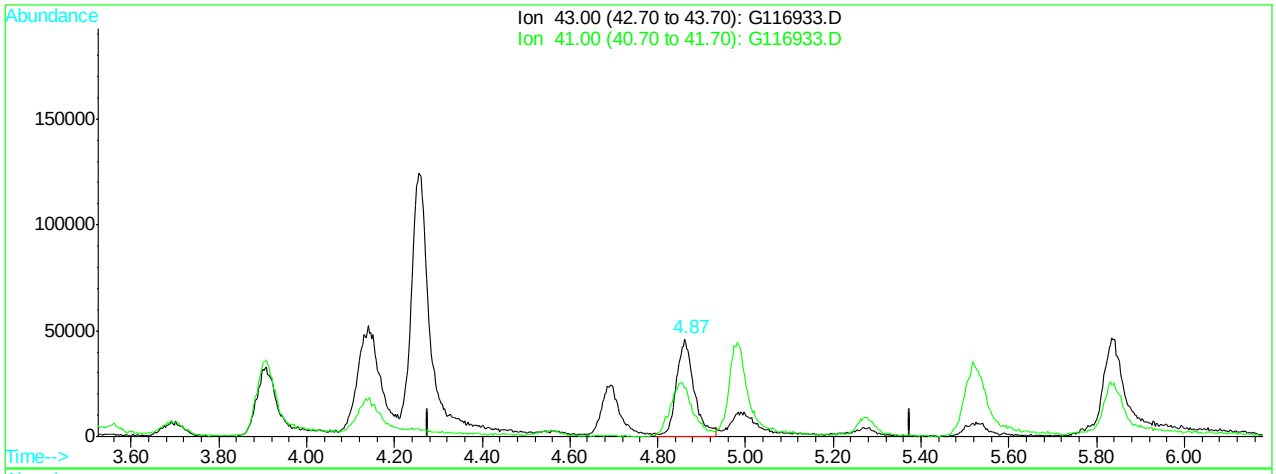

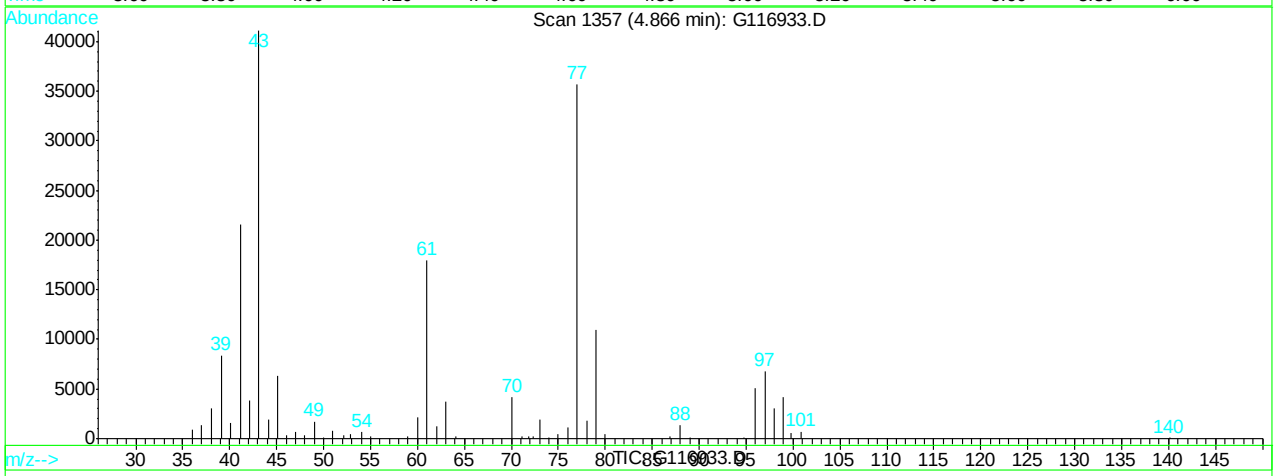

(35) isobutyl alcohol (M)

4.87min 523.59ppb m

response 130300

Ion	Exp%	Act%
43.00	100	100
41.00	54.80	52.42
0.00	0.00	0.00
0.00	0.00	0.00

G116933.D G120507T.M Tue May 08 11:25:28 2012

Quantitation Report (Qedit)

Data File : C:\HPCHEM\1\DATA\120507\G116933.D Vial: 10
Acq On : 7 May 2012 5:43 pm Operator: alit
Sample : ic4689-100.0 Inst : GCMS G
Misc : MS25756,MSG4689,,,,5,1 Multiplr: 1.00
MS Integration Params: RTEINT.P
Quant Time: May 8 11:25 2012 Quant Results File: temp.res

Method : C:\HPCHEM\1\METHODS\G120507T.M (RTE Integrator)
Title : SW-846 Method 8260
Last Update : Tue May 08 11:24:34 2012
Response via : Multiple Level Calibration

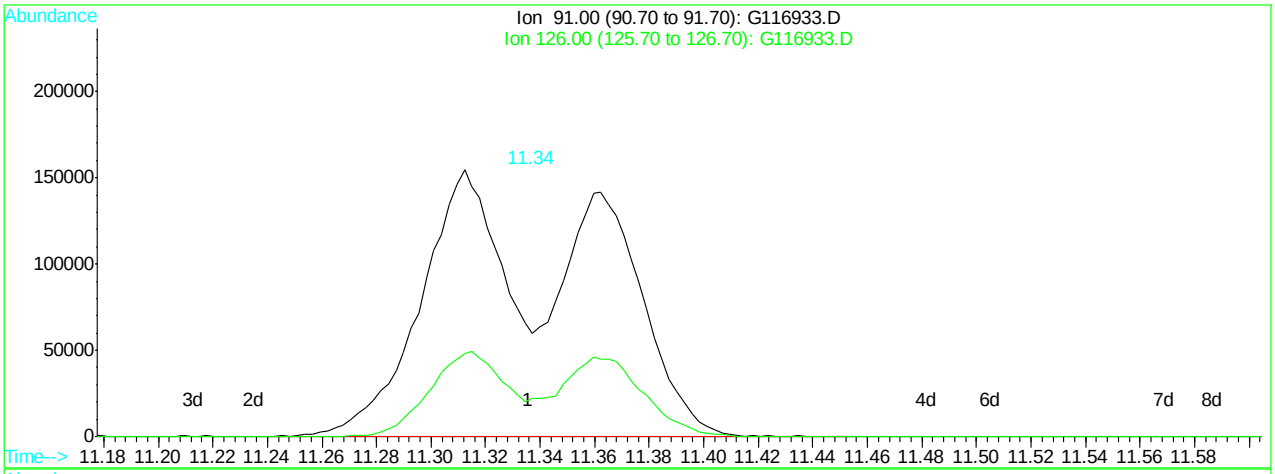

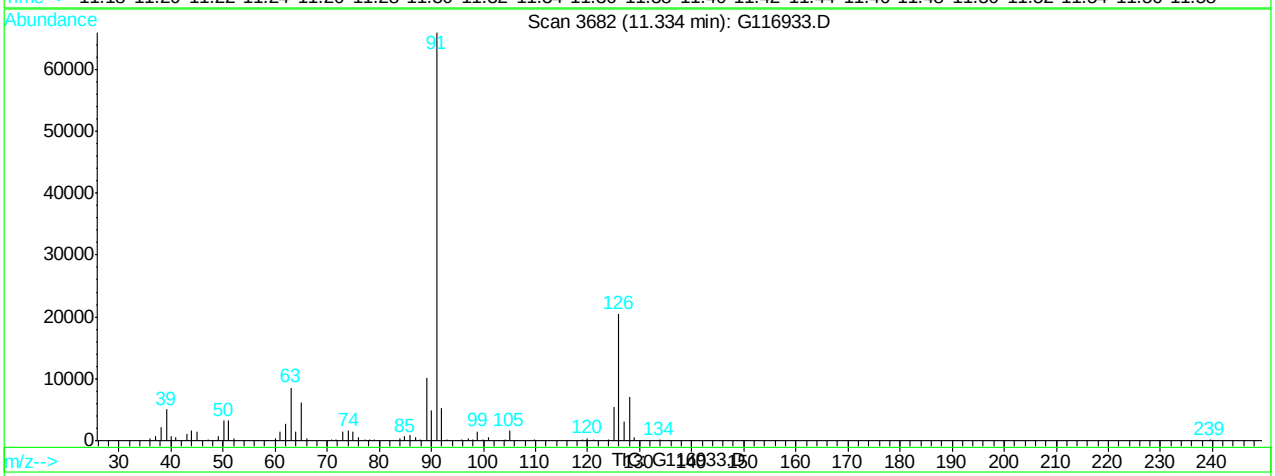

(87) 2-chlorotoluene (M)

11.34min 178.19ppb

response 636071

Ion	Exp%	Act%
91.00	100	100
126.00	28.30	31.02
0.00	0.00	0.00
0.00	0.00	0.00

G116933.D G120507T.M Tue May 08 11:26:02 2012

Quantitation Report (Qedit)

Data File : C:\HPCHEM\1\DATA\120507\G116933.D Vial: 10
Acq On : 7 May 2012 5:43 pm Operator: alit
Sample : ic4689-100.0 Inst : GCMS G
Misc : MS25756,MSG4689,,,,5,1 Multiplr: 1.00
MS Integration Params: RTEINT.P
Quant Time: May 8 11:26 2012 Quant Results File: temp.res

Method : C:\HPCHEM\1\METHODS\G120507T.M (RTE Integrator)
Title : SW-846 Method 8260
Last Update : Tue May 08 11:24:34 2012
Response via : Multiple Level Calibration

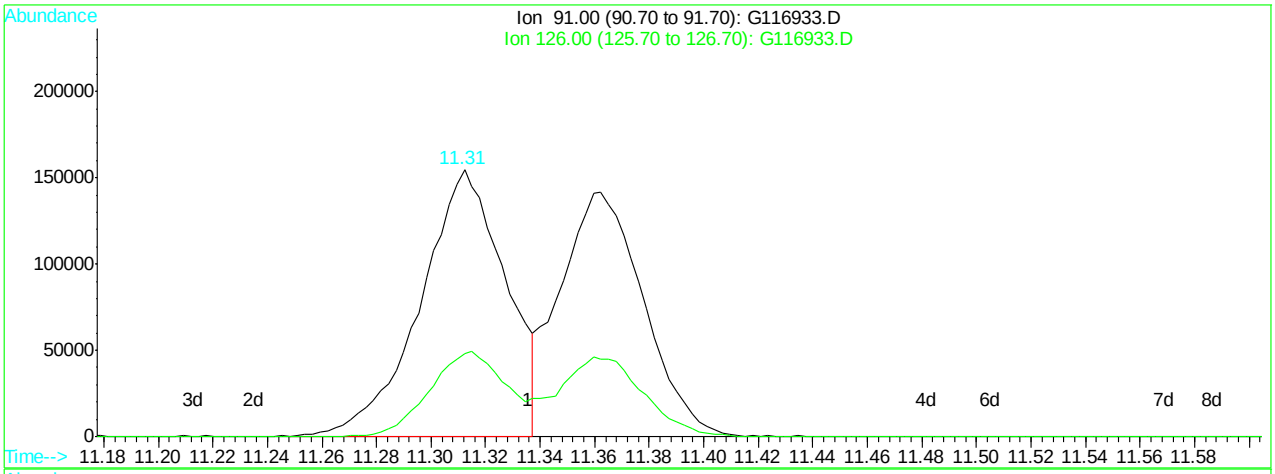

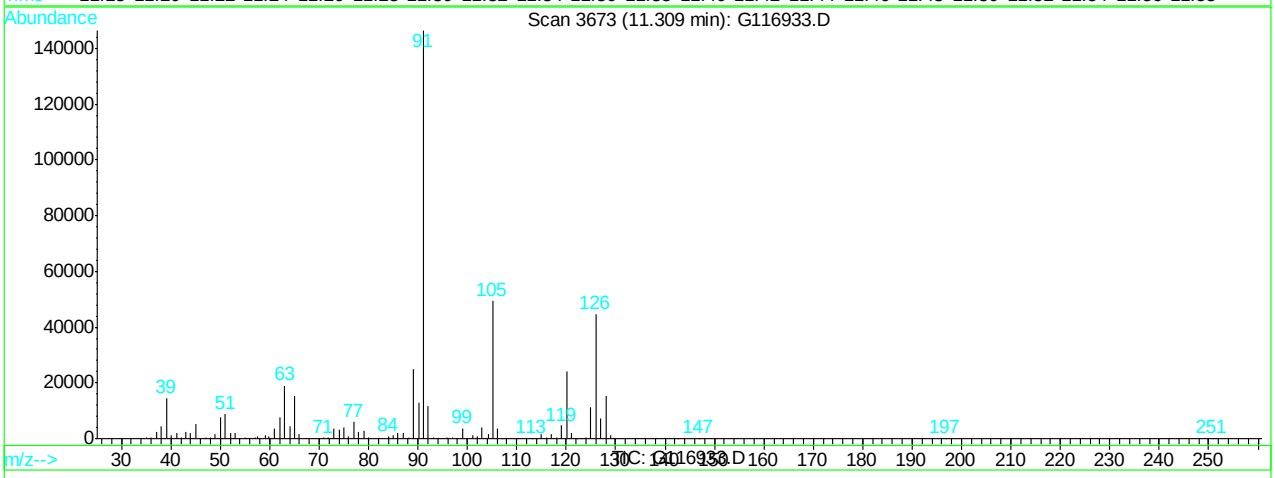

(87) 2-chlorotoluene (M)

11.31min 94.01ppb m

response 335604

Ion	Exp%	Act%
91.00	100	100
126.00	28.30	30.63
0.00	0.00	0.00
0.00	0.00	0.00

G116933.D G120507T.M Tue May 08 11:26:07 2012

Quantitation Report (Qedit)

Data File : C:\HPCHEM\1\DATA\120507\G116933.D Vial: 10
Acq On : 7 May 2012 5:43 pm Operator: alit
Sample : ic4689-100.0 Inst : GCMS G
Misc : MS25756,MSG4689,,,,5,1 Multiplr: 1.00
MS Integration Params: RTEINT.P
Quant Time: May 8 11:26 2012 Quant Results File: temp.res

Method : C:\HPCHEM\1\METHODS\G120507T.M (RTE Integrator)
Title : SW-846 Method 8260
Last Update : Tue May 08 11:24:34 2012
Response via : Multiple Level Calibration

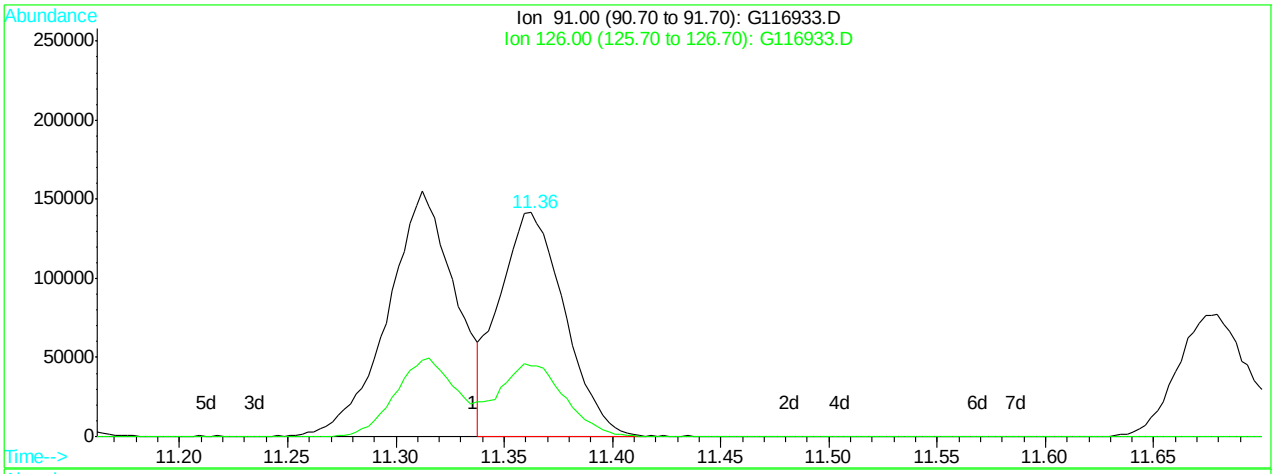

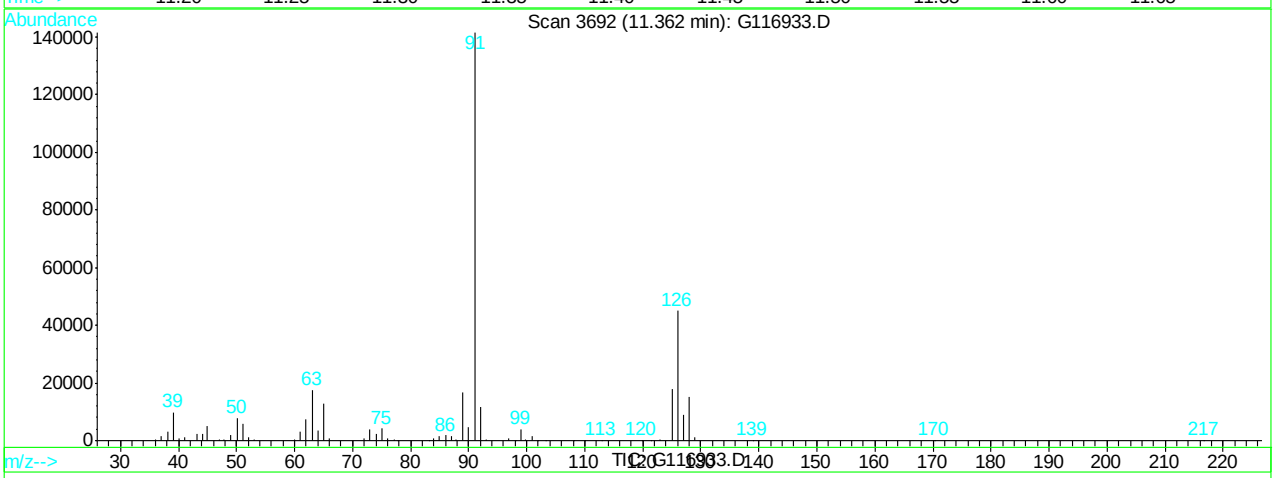

(88) 4-chlorotoluene (M)

11.36min 100.88ppb m

response 299787

Ion	Exp%	Act%
91.00	100	100
126.00	34.10	31.77
0.00	0.00	0.00
0.00	0.00	0.00

G116933.D G120507T.M Tue May 08 11:26:17 2012

Quantitation Report (QT Reviewed)

Data File : C:\HPCHEM\1\DATA\120507\G116934.D Vial: 11
Acq On : 7 May 2012 6:11 pm Operator: alit
Sample : icc4689-50.0 Inst : GCMS G
Misc : MS25756,MSG4689,,,,5,1 Multiplr: 1.00
MS Integration Params: RTEINT.P
Quant Time: May 8 9:47 2012 Quant Results File: G120507T.RES

Quant Method : C:\HPCHEM\1\METHODS\G120507T.M (RTE Integrator)
Title : SW-846 Method 8260
Last Update : Tue May 08 09:44:53 2012
Response via : Initial Calibration
DataAcq Meth : G8260I

Internal Standards	R.T.	QIon	Response	Conc	Units		Dev(Min)
1) tert butyl alcohol-d9	3.12	65	47824	500.00	ppb		0.00
4) pentafluorobenzene	5.17	168	168919	50.00	ppb		0.00
43) 1,4-difluorobenzene	6.30	114	287186	50.00	ppb		0.00
66) chlorobenzene-d5	9.63	82	138220	50.00	ppb		0.00
80) 1,4-dichlorobenzene-d4	12.25	152	85038	50.00	ppb		0.00
System Monitoring Compounds							
40) dibromofluoromethane (s)	5.31	113	74821	40.00	ppb		0.00
Spiked Amount 50.000	Range 70 - 130		Recovery = 80.00%				
60) toluene-d8 (s)	7.98	98	254794	40.00	ppb		0.00
Spiked Amount 50.000	Range 70 - 130		Recovery = 80.00%				
82) bromofluorobenzene (s)	10.95	95	90964	40.00	ppb		0.00
Spiked Amount 50.000	Range 70 - 130		Recovery = 80.00%				
Target Compounds							Qvalue
2) tertiary butyl alcohol	3.19	59	85633	500.00	ppb		100
3) Ethanol	2.50	45	96188	5000.00	ppb	#	100
5) dichlorodifluoromethane	1.62	85	58408	50.00	ppb		100
6) chloromethane	1.84	50	84135	50.00	ppb		100
7) vinyl chloride	1.91	62	61611	50.00	ppb		100
8) bromomethane	2.29	96	37799	50.00	ppb		100
9) chloroethane	2.34	64	32975	50.00	ppb		100
10) ethyl ether	2.82	59	68986	50.00	ppb		100
11) acetonitrile	3.46	41	126714	50.00	ppb		100
12) trichlorofluoromethane	2.58	101	88459	50.00	ppb		100
13) freon-113	2.96	101	63451	50.00	ppb		100
14) acrolein	1.86	56	62677	250.00	ppb		100
15) 1,1-dichloroethene	3.12	96	54655	50.00	ppb		100
16) acetone	3.00	43	25587	50.00	ppb		100
17) Methyl Acetate	3.42	43	70532	50.00	ppb		100
18) methylene chloride	3.57	84	73145	50.00	ppb		100
19) methyl tert butyl ether	3.70	73	50740	50.00	ppb		100
20) acrylonitrile	3.68	53	34321	50.00	ppb		100
21) allyl chloride	3.47	41	132082	50.00	ppb		100
22) trans-1,2-dichloroethene	3.86	96	69467	50.00	ppb		100
23) iodomethane	3.42	142	111410	50.00	ppb		100
24) carbon disulfide	3.61	76	218179	50.00	ppb		100
25) propionitrile	4.79	54	12618	50.00	ppb		100
26) vinyl acetate	3.42	43	70532	50.00	ppb		100
27) chloroprene	4.39	53	114703	50.00	ppb		100
28) di-isopropyl ether	4.19	45	288023	50.00	ppb		100
29) methacrylonitrile	5.00	41	75580	50.00	ppb		100
30) 2-butanone	4.70	72	8812	50.00	ppb		100
31) Ethyl Acetate	4.14	TIC	467940m	48.96	ug/L		
32) Hexane	3.93	41	74247	50.00	ppb		100
33) 1,1-dichloroethane	6.86	63	86240	50.00	ppb		100
34) tert-butyl ethyl ether	4.56	59	24953	50.00	ppb		100
35) isobutyl alcohol	4.87	43	70771m	254.03	ppb		
36) 2,2-dichloropropane	4.86	77	90506	50.00	ppb		100
37) cis-1,2-dichloroethene	4.91	96	76118	50.00	ppb		100

(#) = qualifier out of range (m) = manual integration
G116934.D G120507T.M Tue May 08 12:12:32 2012 Page 1

Quantitation Report (QT Reviewed)

Data File : C:\HPCHEM\1\DATA\120507\G116934.D Vial: 11
Acq On : 7 May 2012 6:11 pm Operator: alit
Sample : icc4689-50.0 Inst : GCMS G
Misc : MS25756,MSG4689,,,,5,1 Multiplr: 1.00
MS Integration Params: RTEINT.P
Quant Time: May 8 9:47 2012 Quant Results File: G120507T.RES

Quant Method : C:\HPCHEM\1\METHODS\G120507T.M (RTE Integrator)
Title : SW-846 Method 8260
Last Update : Tue May 08 09:44:53 2012
Response via : Initial Calibration
DataAcq Meth : G8260I

	Compound	R.T.	QIon	Response	Conc	Unit		Qvalue
38)	bromochloromethane	5.25	128	38976	50.00	ppb		100
39)	chloroform	7.11	83	105737	50.00	ppb		100
41)	Tetrahydrofuran	5.28	42	26121	50.00	ppb		100
42)	1,1,1-trichloroethane	8.42	97	70325	50.00	ppb		100
44)	Cyclohexane	5.55	56	140794	50.00	ppb		100
45)	carbon tetrachloride	5.80	117	95071	50.00	ppb		100
46)	1,1-dichloropropene	8.25	75	118755	50.00	ppb		100
47)	benzene	6.00	78	309323	50.00	ppb		100
48)	1,2-dichloroethane	5.96	62	111187	50.00	ppb		100
49)	tert-amyl methyl ether	6.27	73	2523	50.00	ppb		100
50)	heptane	5.89	43	122618	50.00	ppb		100
51)	trichloroethene	6.66	95	81210	50.00	ppb		100
52)	1,2-dichloropropane	6.86	63	86240	50.00	ppb		100
53)	dibromomethane	7.17	93	52378	50.00	ppb		100
54)	bromodichloromethane	7.11	83	105737	50.00	ppb		100
55)	Methylcyclohexane	6.75	83	126897	50.00	ppb		100
56)	2-chloroethyl vinyl ether	6.86	63	86240	50.42	ppb	#	100
57)	methyl methacrylate	6.91	69	59866	50.00	ppb		100
58)	1,4-dioxane	4.39	88	58873	250.00	ppb		100
59)	cis-1,3-dichloropropene	8.25	75	118755	50.00	ppb		100
61)	4-methyl-2-pentanone	7.47	43	85620	50.00	ppb		100
62)	toluene	8.07	92	183094	50.00	ppb		100
63)	trans-1,3-dichloropropene	8.25	75	118755	50.00	ppb		100
64)	1,1,2-trichloroethane	10.86	83	94325	50.00	ppb		100
65)	ethyl methacrylate	8.24	69	101153	50.00	ppb		100
67)	tetrachloroethene	8.78	166	75452	50.00	ppb		100
68)	1,3-dichloropropane	8.70	76	125781	50.00	ppb		100
69)	dibromochloromethane	8.99	129	79332	50.00	ppb		100
70)	1,2-dibromoethane	9.22	107	80905	50.00	ppb		100
71)	2-hexanone	8.43	43	56022	50.00	ppb		100
72)	chlorobenzene	9.67	112	183647	50.00	ppb		100
73)	1,1,1,2-tetrachloroethane	9.71	131	72525	50.00	ppb		100
74)	ethylbenzene	9.73	91	288118	50.00	ppb		100
75)	m,p-xylene	9.81	106	213020	100.00	ppb		100
76)	o-xylene	10.29	106	100405	50.00	ppb		100
77)	styrene	10.33	104	174905	50.00	ppb		100
78)	bromoform	10.70	173	54067	50.00	ppb		100
79)	trans-1,4-dichloro-2-buten	10.73	53	17450	50.00	ppb		100
81)	isopropylbenzene	10.68	105	228950	50.00	ppb		100
83)	bromobenzene	11.17	156	76855	50.00	ppb		100
84)	1,1,2,2-tetrachloroethane	10.86	83	94325	50.00	ppb		100
85)	1,2,3-trichloropropane	11.03	75	73770	50.00	ppb		100
86)	n-propylbenzene	11.12	91	239257	50.00	ppb		100
87)	2-chlorotoluene	11.31	91	201251m	51.61	ppb		
88)	4-chlorotoluene	11.36	91	174526m	49.98	ppb		
89)	1,3,5-trimethylbenzene	10.68	105	228950	50.00	ppb		100
90)	tert-butylbenzene	11.68	91	119784	50.00	ppb		100
91)	1,2,4-trimethylbenzene	11.29	105	217388	50.00	ppb		100
92)	sec-butylbenzene	11.91	105	200445	50.00	ppb		100

(#) = qualifier out of range (m) = manual integration

Quantitation Report (QT Reviewed)

Data File : C:\HPCHEM\1\DATA\120507\G116934.D Vial: 11
Acq On : 7 May 2012 6:11 pm Operator: alit
Sample : icc4689-50.0 Inst : GCMS G
Misc : MS25756,MSG4689,,,,5,1 Multiplr: 1.00
MS Integration Params: RTEINT.P
Quant Time: May 8 9:47 2012 Quant Results File: G120507T.RES

Quant Method : C:\HPCHEM\1\METHODS\G120507T.M (RTE Integrator)
Title : SW-846 Method 8260
Last Update : Tue May 08 09:44:53 2012
Response via : Initial Calibration
DataAcq Meth : G8260I

	Compound	R.T.	QIon	Response	Conc	Unit	Qvalue
93)	1,3-dichlorobenzene	12.17	146	104775	50.00	ppb	100
94)	p-isopropyltoluene	12.06	119	160785	50.00	ppb	100
95)	1,4-dichlorobenzene	12.28	146	111676	50.00	ppb	100
96)	1,2-dichlorobenzene	12.69	146	104507	50.00	ppb	100
97)	n-butylbenzene	12.51	91	154688	50.00	ppb	100
98)	1,2-dibromo-3-chloropropan	13.55	75	13626	50.00	ppb	100
99)	1,3,5-trichlorobenzene	13.81	180	77024	50.00	ug/L	100
100)	1,2,4-trichlorobenzene	14.51	180	65764	50.00	ppb	100
101)	hexachlorobutadiene	14.66	225	31593	50.00	ppb	100
102)	naphthalene	14.80	128	153236	50.00	ppb	100
103)	2-Methylnaphthalene	15.98	142	28670	25.00	ug/L	100
104)	1-Methylnaphthalene	16.25	142	26724	25.00	ug/L	100
105)	1,2,3-trichlorobenzene	15.07	180	63020	50.00	ppb	100

(#) = qualifier out of range (m) = manual integration
G116934.D G120507T.M Tue May 08 12:12:33 2012 Page 3

Quantitation Report

Data File : C:\HPCHEM\1\DATA\120507\G116934.D Vial: 11
Acq On : 7 May 2012 6:11 pm Operator: alit
Sample : icc4689-50.0 Inst : GCMS G
Misc : MS25756,MSG4689,,,,5,1 Multiplr: 1.00
MS Integration Params: RTEINT.P
Quant Time: May 8 9:47 2012 Quant Results File: G120507T.RES

Method : C:\HPCHEM\1\METHODS\G120507T.M (RTE Integrator)
Title : SW-846 Method 8260
Last Update : Tue May 08 11:43:14 2012
Response via : Initial Calibration

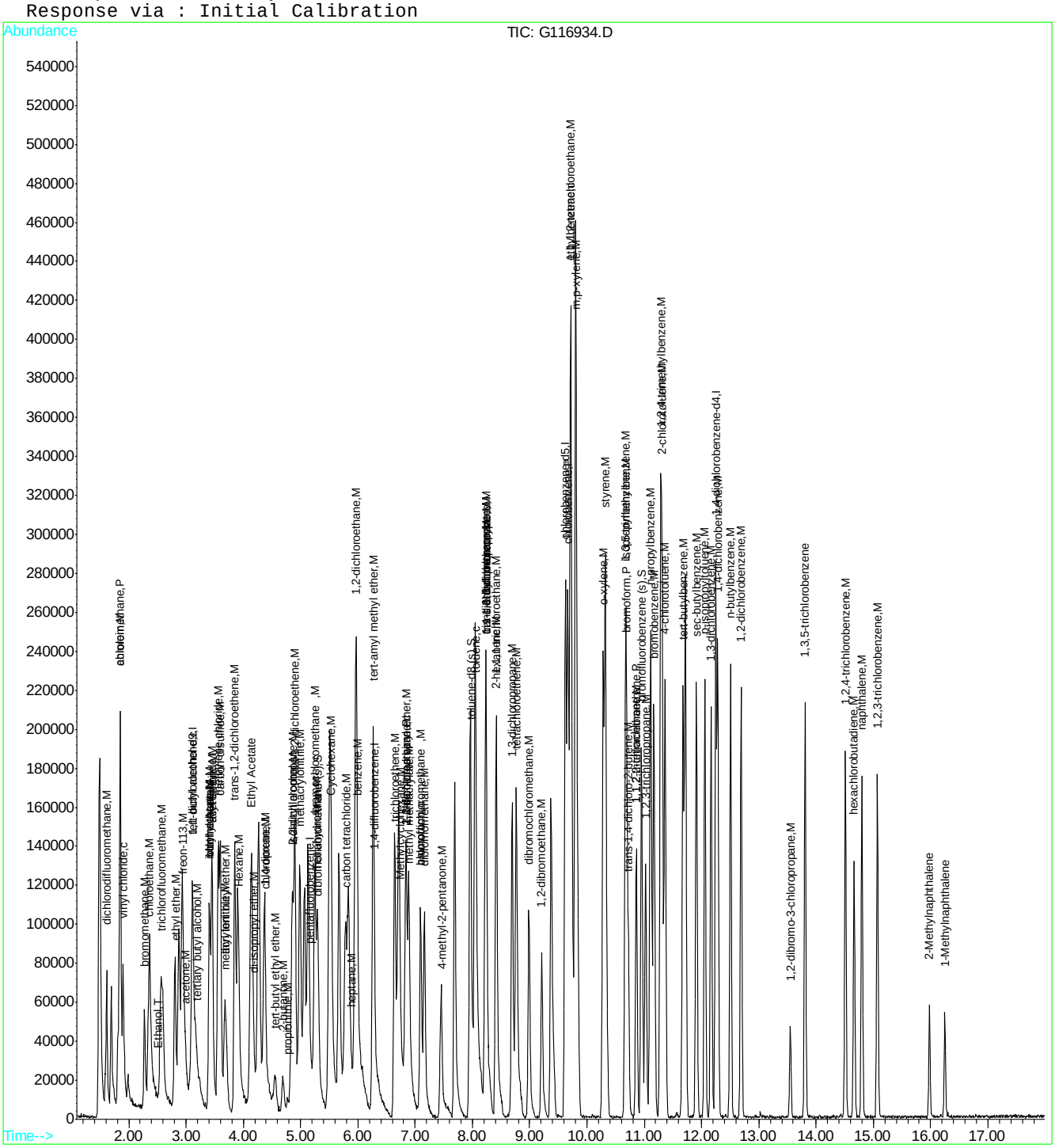

ACCUTEST LABORATORIES
MC10370

Quantitation Report (Qedit)

Data File : C:\HPCHEM\1\DATA\120507\G116934.D Vial: 11
Acq On : 7 May 2012 6:11 pm Operator: alit
Sample : icc4689-50.0 Inst : GCMS G
Misc : MS25756,MSG4689,,,,5,1 Multiplr: 1.00
MS Integration Params: RTEINT.P
Quant Time: May 8 9:43 2012 Quant Results File: temp.res

Method : C:\HPCHEM\1\METHODS\G120507T.M (RTE Integrator)
Title : SW-846 Method 8260
Last Update : Tue May 08 09:37:58 2012
Response via : Multiple Level Calibration

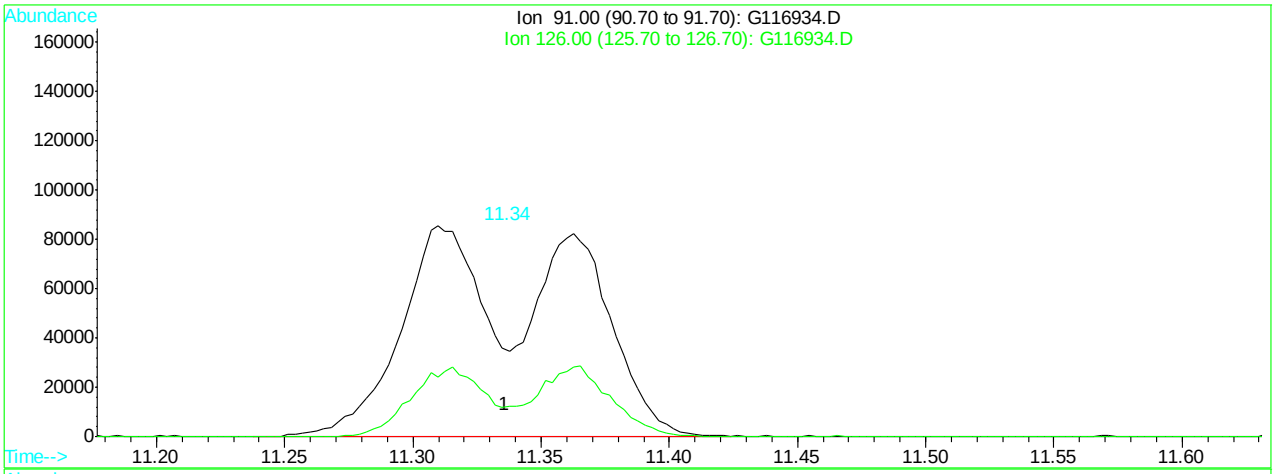

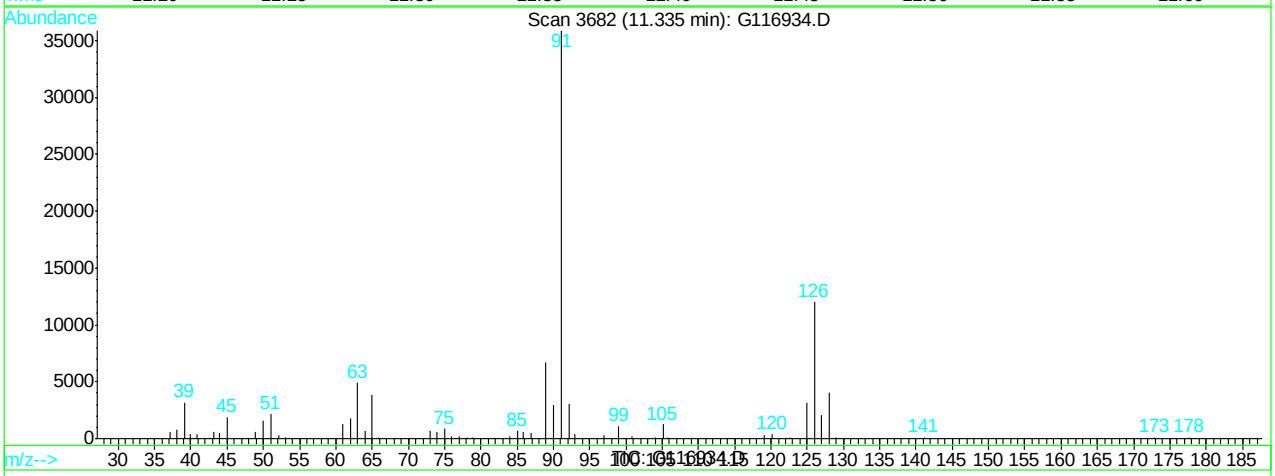

(87) 2-chlorotoluene (M)

11.34min 0.00ppb

response 369956

Ion	Exp%	Act%
91.00	100	100
126.00	33.10	33.48
0.00	0.00	0.00
0.00	0.00	0.00

G116934.D G120507T.M Tue May 08 09:43:33 2012

Quantitation Report (Qedit)

Data File : C:\HPCHEM\1\DATA\120507\G116934.D Vial: 11
Acq On : 7 May 2012 6:11 pm Operator: alit
Sample : icc4689-50.0 Inst : GCMS G
Misc : MS25756,MSG4689,,,,5,1 Multiplr: 1.00
MS Integration Params: RTEINT.P
Quant Time: May 8 9:43 2012 Quant Results File: temp.res

Method : C:\HPCHEM\1\METHODS\G120507T.M (RTE Integrator)
Title : SW-846 Method 8260
Last Update : Tue May 08 09:37:58 2012
Response via : Multiple Level Calibration

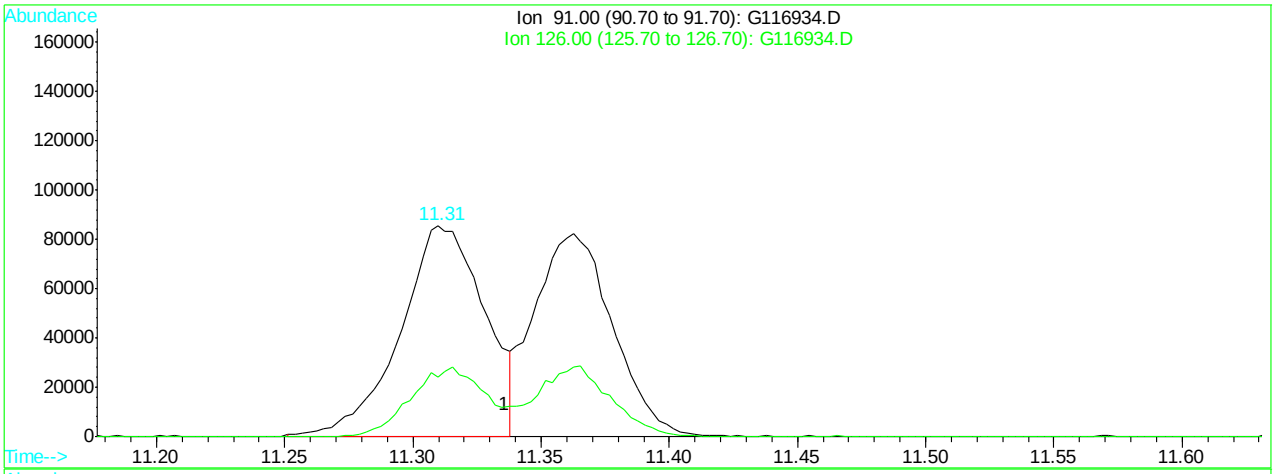

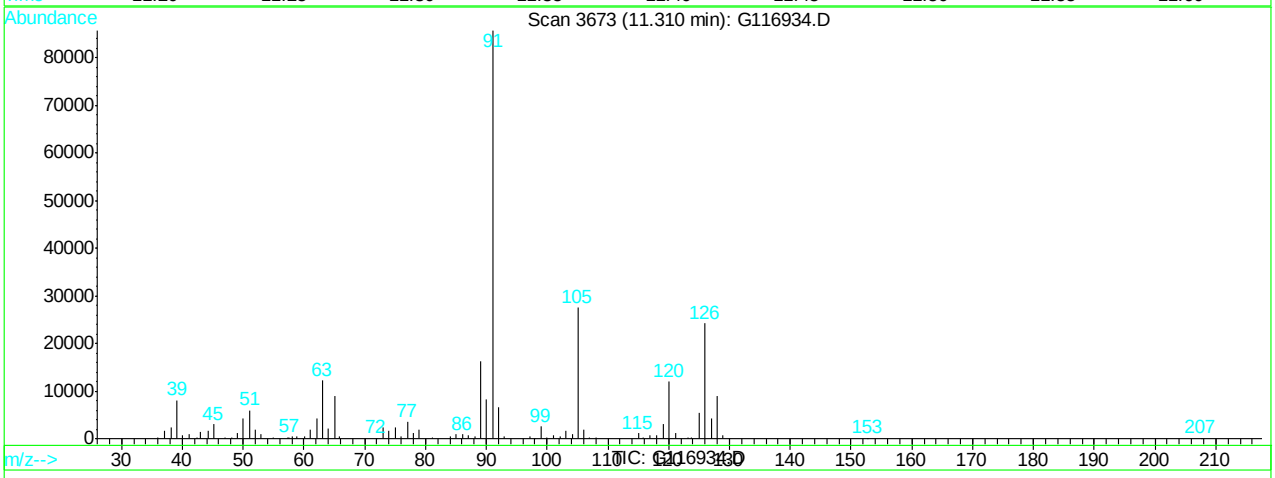

(87) 2-chlorotoluene (M)

11.31min 0.00ppb m

response 194991

Ion	Exp%	Act%
91.00	100	100
126.00	33.10	28.27
0.00	0.00	0.00
0.00	0.00	0.00

G116934.D G120507T.M Tue May 08 09:43:41 2012

Quantitation Report (Qedit)

Data File : C:\HPCHEM\1\DATA\120507\G116934.D Vial: 11
Acq On : 7 May 2012 6:11 pm Operator: alit
Sample : icc4689-50.0 Inst : GCMS G
Misc : MS25756,MSG4689,,,,5,1 Multiplr: 1.00
MS Integration Params: RTEINT.P
Quant Time: May 8 9:43 2012 Quant Results File: temp.res

Method : C:\HPCHEM\1\METHODS\G120507T.M (RTE Integrator)
Title : SW-846 Method 8260
Last Update : Tue May 08 09:37:58 2012
Response via : Multiple Level Calibration

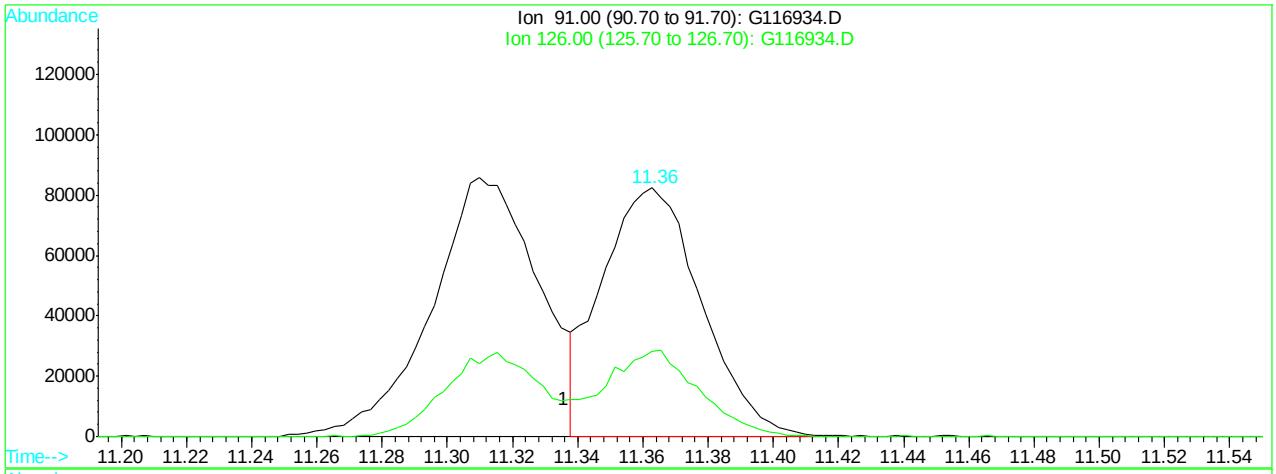

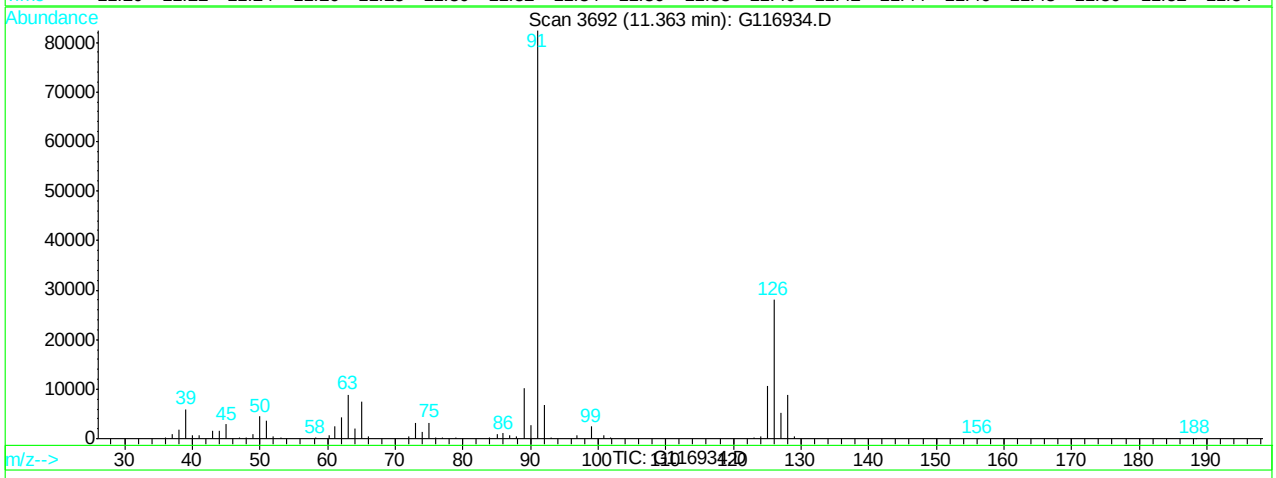

(88) 4-chlorotoluene (M)

11.36min 0.00ppb m

response 174588

Ion	Exp%	Act%
91.00	100	100
126.00	34.30	34.06
0.00	0.00	0.00
0.00	0.00	0.00

G116934.D G120507T.M Tue May 08 09:43:52 2012

Quantitation Report (Qedit)

Data File : C:\HPCHEM\1\DATA\120507\G116934.D Vial: 11
Acq On : 7 May 2012 6:11 pm Operator: alit
Sample : icc4689-50.0 Inst : GCMS G
Misc : MS25756,MSG4689,,,,5,1 Multiplr: 1.00
MS Integration Params: RTEINT.P
Quant Time: May 8 9:46 2012 Quant Results File: temp.res

Method : C:\HPCHEM\1\METHODS\G120507T.M (RTE Integrator)
Title : SW-846 Method 8260
Last Update : Tue May 08 09:44:53 2012
Response via : Multiple Level Calibration

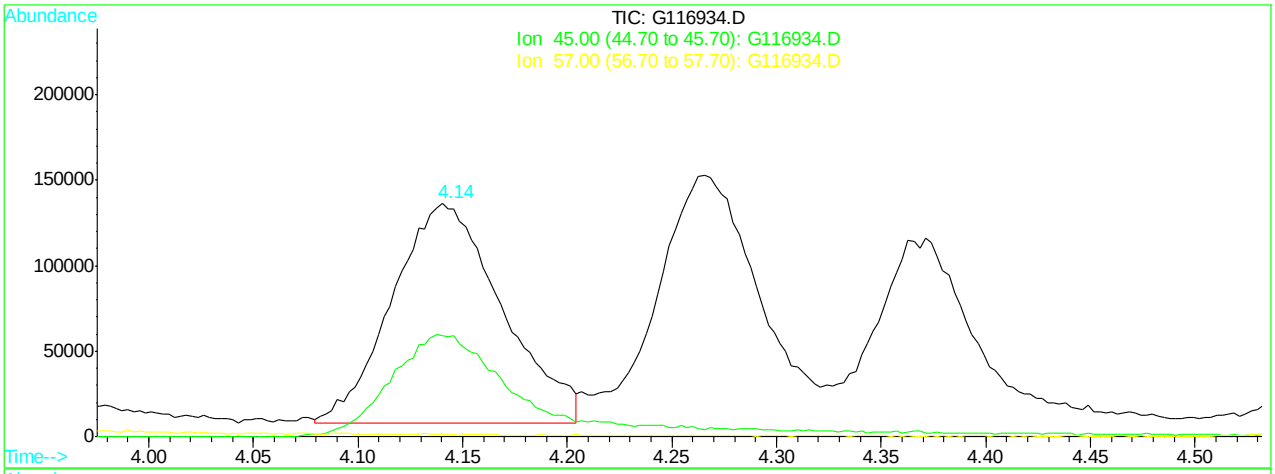

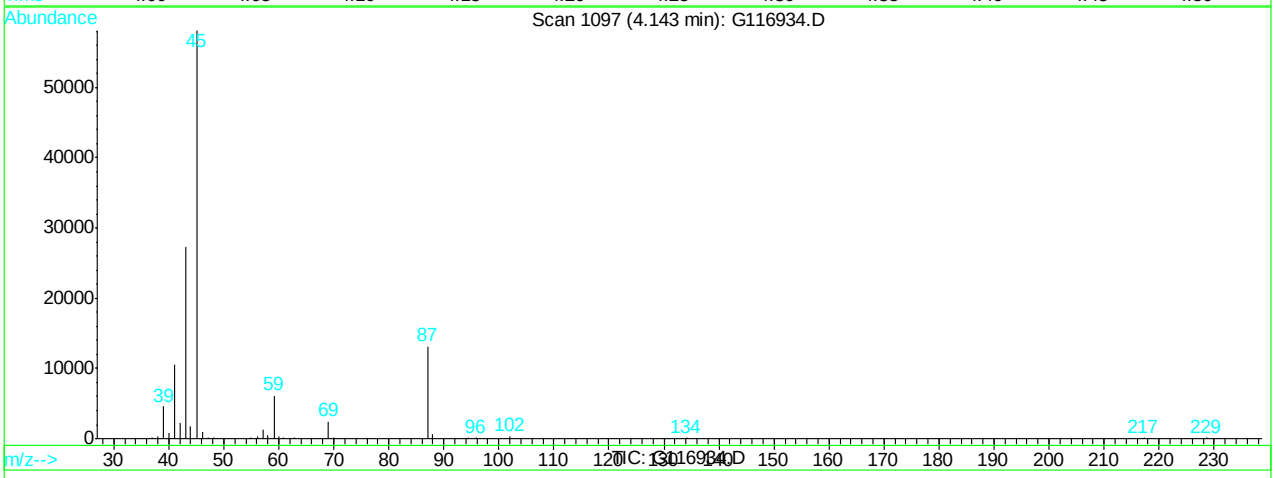

(31) Ethyl Acetate

4.14min 48.96ug/L m

response 467940

Ion	Exp%	Act%
TIC	100	100
45.00	0.00	0.00
57.00	0.00	0.00
0.00	0.00	0.00

G116934.D G120507T.M Tue May 08 09:46:17 2012

Quantitation Report (Qedit)

Data File : C:\HPCHEM\1\DATA\120507\G116934.D Vial: 11
Acq On : 7 May 2012 6:11 pm Operator: alit
Sample : icc4689-50.0 Inst : GCMS G
Misc : MS25756,MSG4689,,,,5,1 Multiplr: 1.00
MS Integration Params: RTEINT.P
Quant Time: May 8 9:46 2012 Quant Results File: temp.res

Method : C:\HPCHEM\1\METHODS\G120507T.M (RTE Integrator)
Title : SW-846 Method 8260
Last Update : Tue May 08 09:44:53 2012
Response via : Multiple Level Calibration

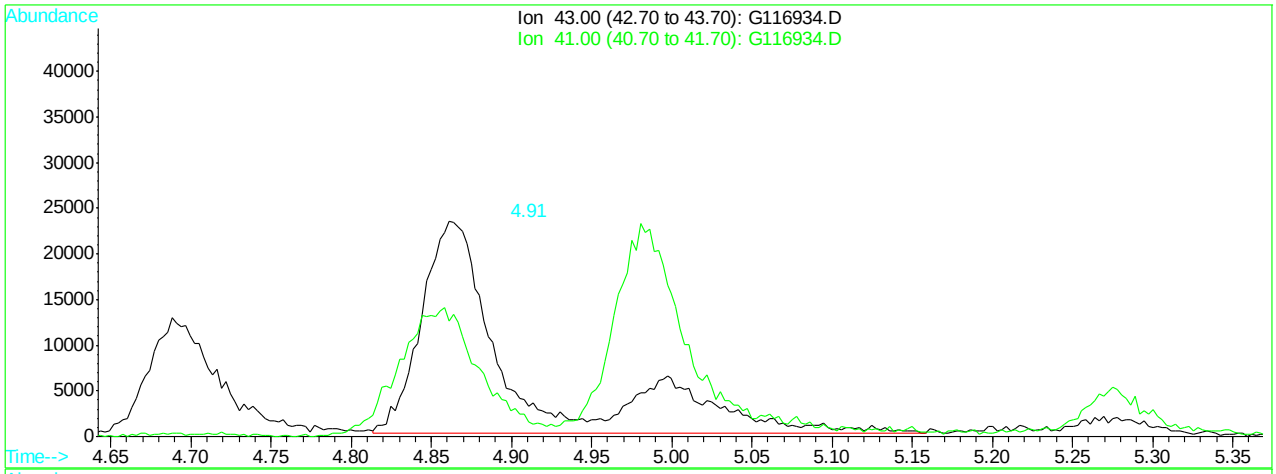

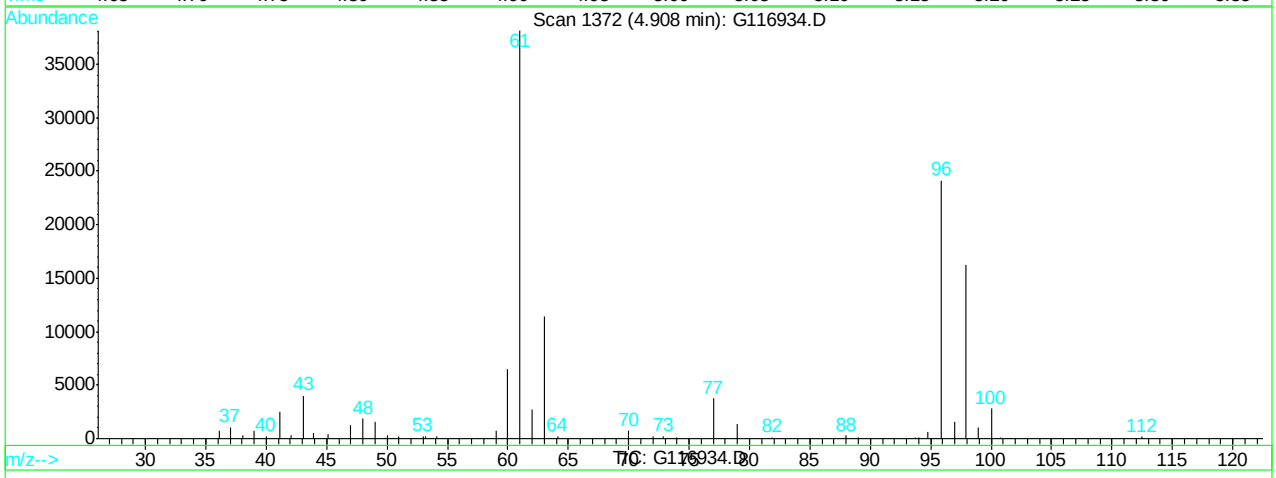

(35) isobutyl alcohol (M)

4.91min 333.86ppb

response 93012

Ion	Exp%	Act%
43.00	100	100
41.00	54.80	55.41
0.00	0.00	0.00
0.00	0.00	0.00

G116934.D G120507T.M Tue May 08 09:46:26 2012

Quantitation Report (Qedit)

Data File : C:\HPCHEM\1\DATA\120507\G116934.D Vial: 11
Acq On : 7 May 2012 6:11 pm Operator: alit
Sample : icc4689-50.0 Inst : GCMS G
Misc : MS25756,MSG4689,,,,5,1 Multiplr: 1.00
MS Integration Params: RTEINT.P
Quant Time: May 8 9:46 2012 Quant Results File: temp.res

Method : C:\HPCHEM\1\METHODS\G120507T.M (RTE Integrator)
Title : SW-846 Method 8260
Last Update : Tue May 08 09:44:53 2012
Response via : Multiple Level Calibration

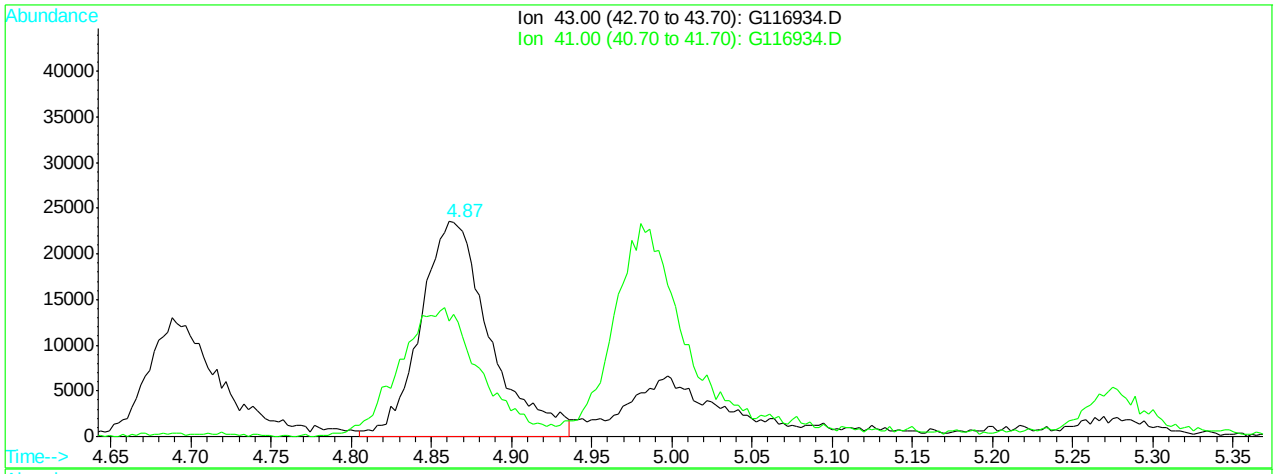

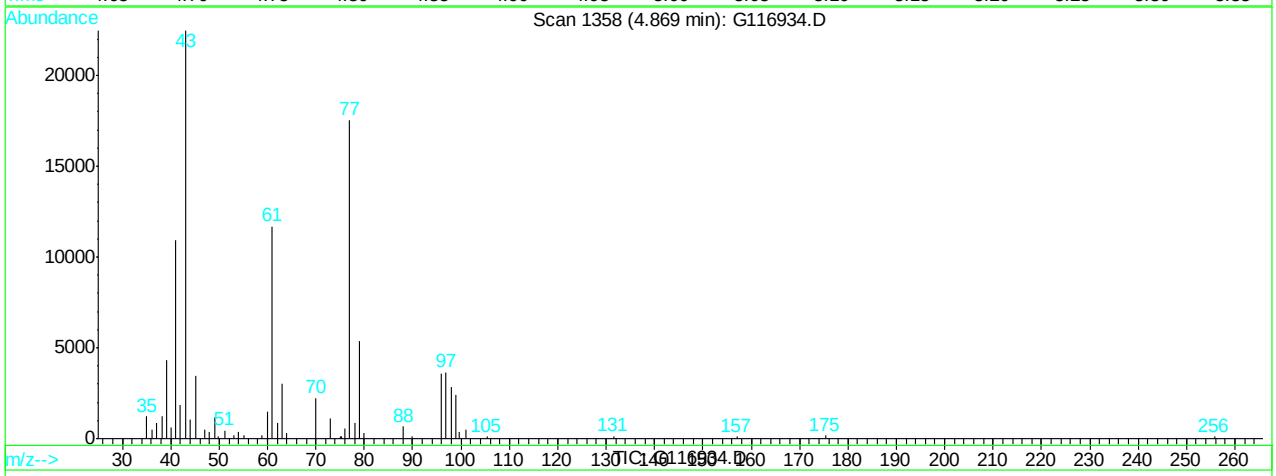

(35) isobutyl alcohol (M)

4.87min 254.03ppb m

response 70771

Ion	Exp%	Act%
43.00	100	100
41.00	54.80	48.68
0.00	0.00	0.00
0.00	0.00	0.00

G116934.D G120507T.M Tue May 08 09:46:32 2012

Quantitation Report (Qedit)

Data File : C:\HPCHEM\1\DATA\120507\G116934.D Vial: 11
Acq On : 7 May 2012 6:11 pm Operator: alit
Sample : icc4689-50.0 Inst : GCMS G
Misc : MS25756,MSG4689,,,,5,1 Multiplr: 1.00
MS Integration Params: RTEINT.P
Quant Time: May 8 9:46 2012 Quant Results File: temp.res

Method : C:\HPCHEM\1\METHODS\G120507T.M (RTE Integrator)
Title : SW-846 Method 8260
Last Update : Tue May 08 09:44:53 2012
Response via : Multiple Level Calibration

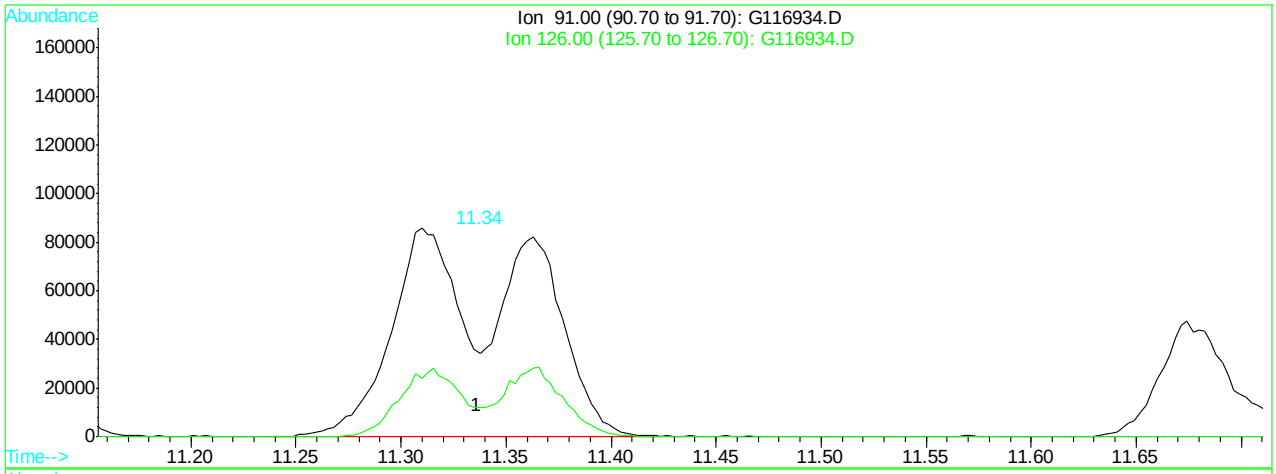

(87) 2-chlorotoluene (M)

11.34min 94.86ppb

response 369956

Ion	Exp%	Act%
91.00	100	100
126.00	28.30	33.48
0.00	0.00	0.00
0.00	0.00	0.00

G116934.D G120507T.M Tue May 08 09:47:27 2012

Quantitation Report (Qedit)

Data File : C:\HPCHEM\1\DATA\120507\G116934.D Vial: 11
Acq On : 7 May 2012 6:11 pm Operator: alit
Sample : icc4689-50.0 Inst : GCMS G
Misc : MS25756,MSG4689,,,,5,1 Multiplr: 1.00
MS Integration Params: RTEINT.P
Quant Time: May 8 9:47 2012 Quant Results File: temp.res

Method : C:\HPCHEM\1\METHODS\G120507T.M (RTE Integrator)
Title : SW-846 Method 8260
Last Update : Tue May 08 09:44:53 2012
Response via : Multiple Level Calibration

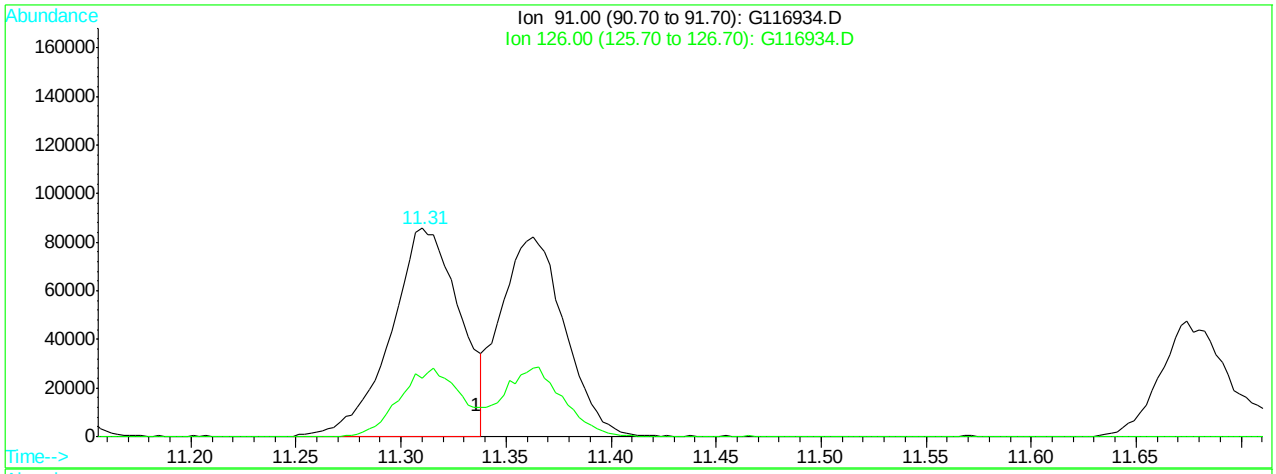

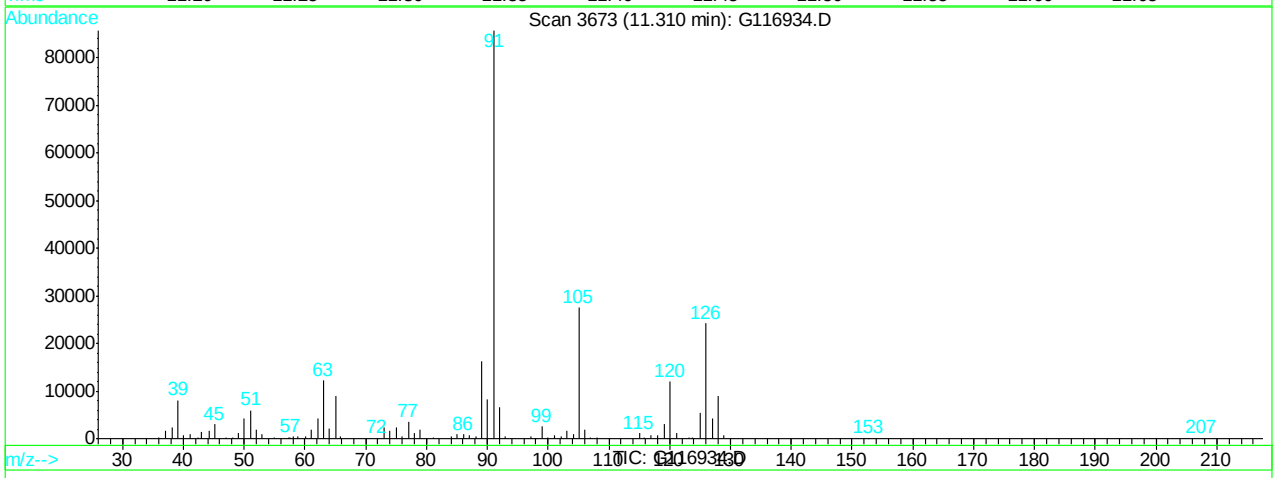

(87) 2-chlorotoluene (M)

11.31min 51.61ppb m

response 201251

Ion	Exp%	Act%
91.00	100	100
126.00	28.30	31.82
0.00	0.00	0.00
0.00	0.00	0.00

G116934.D G120507T.M Tue May 08 09:47:36 2012

Quantitation Report (Qedit)

Data File : C:\HPCHEM\1\DATA\120507\G116934.D Vial: 11
Acq On : 7 May 2012 6:11 pm Operator: alit
Sample : icc4689-50.0 Inst : GCMS G
Misc : MS25756,MSG4689,,,,5,1 Multiplr: 1.00
MS Integration Params: RTEINT.P
Quant Time: May 8 9:47 2012 Quant Results File: temp.res

Method : C:\HPCHEM\1\METHODS\G120507T.M (RTE Integrator)
Title : SW-846 Method 8260
Last Update : Tue May 08 09:44:53 2012
Response via : Multiple Level Calibration

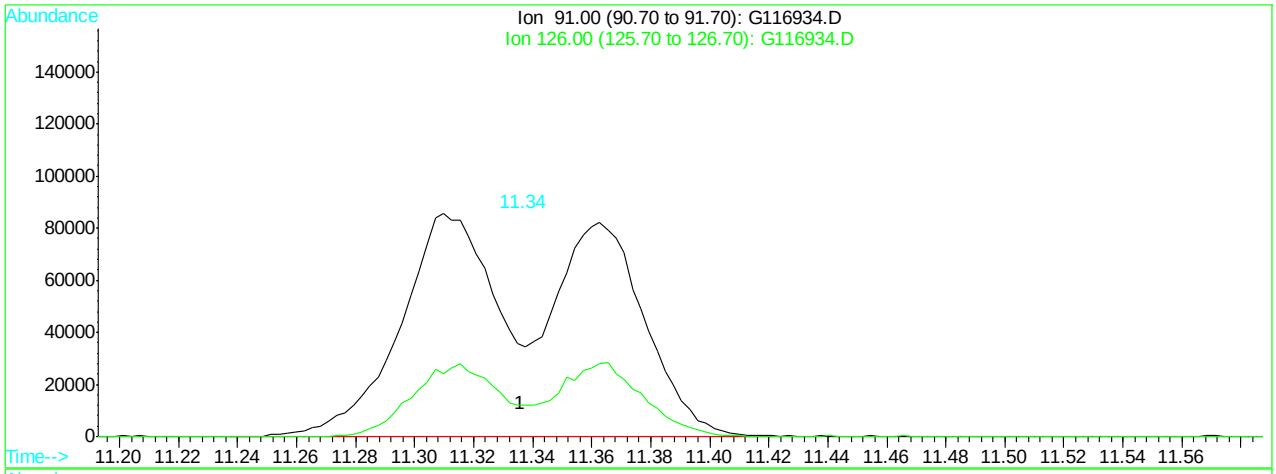

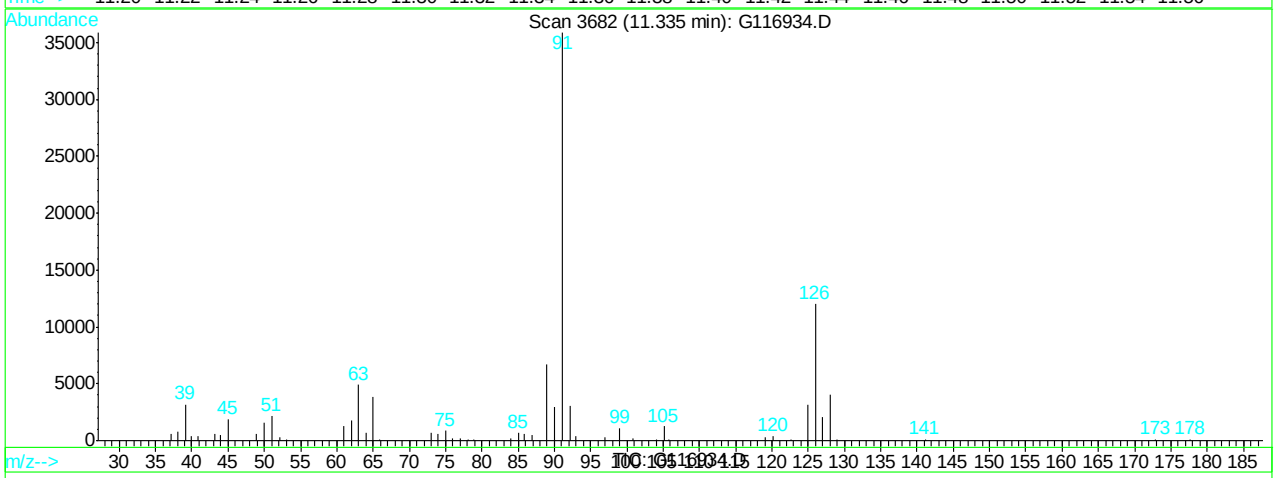

(88) 4-chlorotoluene (M)

11.34min 105.95ppb

response 369956

Ion	Exp%	Act%
91.00	100	100
126.00	34.10	33.48
0.00	0.00	0.00
0.00	0.00	0.00

G116934.D G120507T.M Tue May 08 09:47:41 2012

Quantitation Report (Qedit)

Data File : C:\HPCHEM\1\DATA\120507\G116934.D Vial: 11
Acq On : 7 May 2012 6:11 pm Operator: alit
Sample : icc4689-50.0 Inst : GCMS G
Misc : MS25756,MSG4689,,,,5,1 Multiplr: 1.00
MS Integration Params: RTEINT.P
Quant Time: May 8 9:47 2012 Quant Results File: temp.res

Method : C:\HPCHEM\1\METHODS\G120507T.M (RTE Integrator)
Title : SW-846 Method 8260
Last Update : Tue May 08 09:44:53 2012
Response via : Multiple Level Calibration

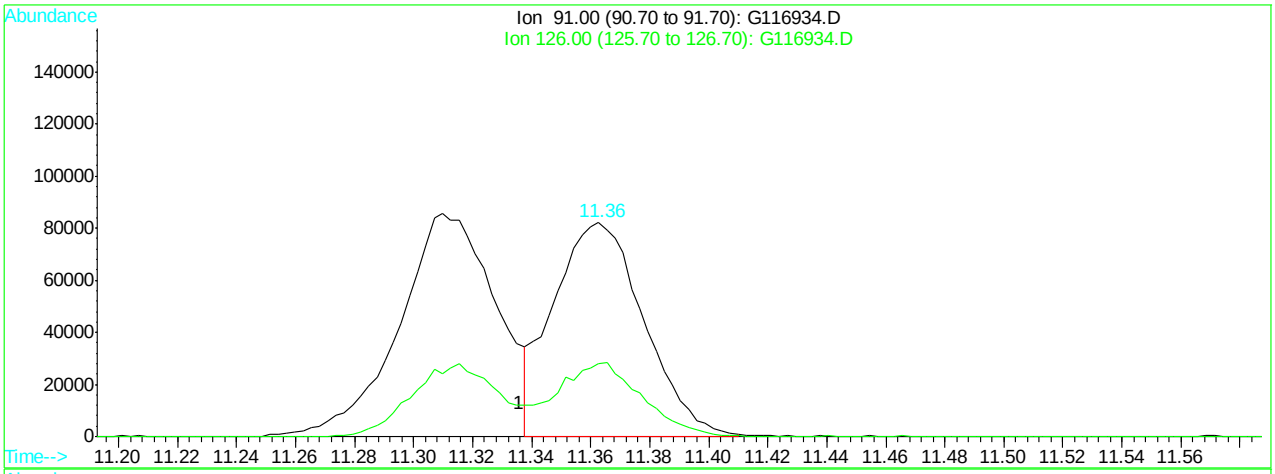

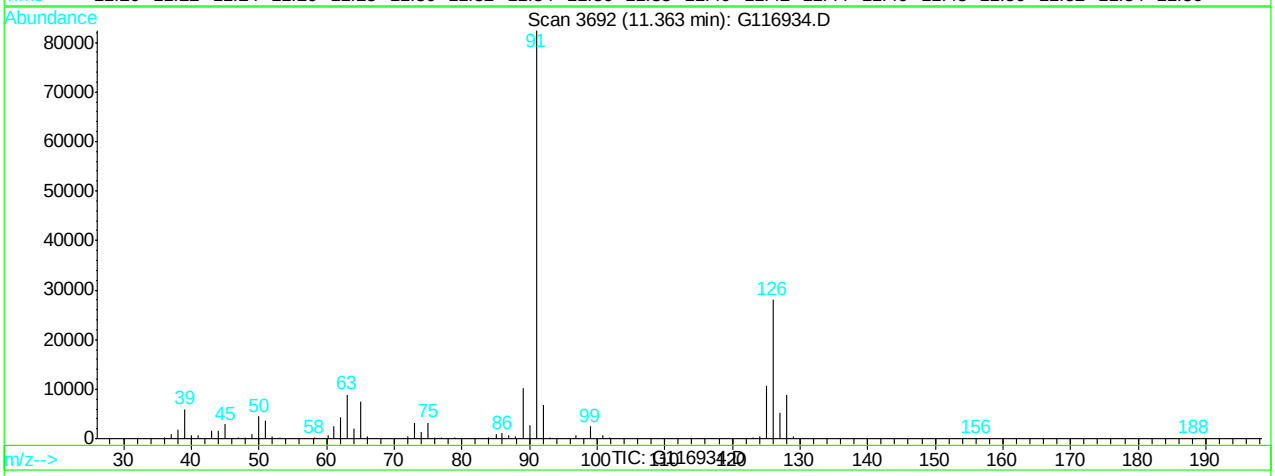

(88) 4-chlorotoluene (M)

11.36min 49.98ppb m

response 174526

Ion	Exp%	Act%
91.00	100	100
126.00	34.10	34.06
0.00	0.00	0.00
0.00	0.00	0.00

G116934.D G120507T.M Tue May 08 09:47:47 2012

Manual Integrations APPROVED (compounds with "m" flag)
Dana Tyron 05/11/12 18:17

Quantitation Report (QT Reviewed)

Data File : C:\HPCHEM\1\DATA\120509\G116952.D Vial: 4
Acq On : 9 May 2012 11:43 am Operator: alit
Sample : bs Inst : GCMS G
Misc : MS25756,MSG4690,,,,5,1 Multiplr: 1.00
MS Integration Params: RTEINT.P
Quant Time: May 10 13:40 2012 Quant Results File: G120507T.RES

Quant Method : C:\HPCHEM\1\METHODS\G120507T.M (RTE Integrator)
Title : SW-846 Method 8260
Last Update : Tue May 08 11:43:14 2012
Response via : Initial Calibration
DataAcq Meth : G8260I

Internal Standards	R.T.	QIon	Response	Conc	Units	Dev(Min)
1) tert butyl alcohol-d9	3.11	65	45500	500.00	ppb	0.00
4) pentafluorobenzene	5.17	168	162328	50.00	ppb	0.00
43) 1,4-difluorobenzene	6.30	114	279342	50.00	ppb	0.00
66) chlorobenzene-d5	9.63	82	126069	50.00	ppb	0.00
80) 1,4-dichlorobenzene-d4	12.25	152	76510	50.00	ppb	0.00
System Monitoring Compounds						
40) dibromofluoromethane (s)	5.32	113	87073	59.83	ppb	0.00
Spiked Amount 50.000	Range 70 - 130		Recovery = 119.66%			
60) toluene-d8 (s)	7.98	98	306234	58.95	ppb	0.00
Spiked Amount 50.000	Range 70 - 130		Recovery = 117.90%			
82) bromofluorobenzene (s)	10.95	95	103308	58.10	ppb	0.00
Spiked Amount 50.000	Range 70 - 130		Recovery = 116.20%			
Target Compounds						Qvalue
2) tertiary butyl alcohol	3.19	59	81457	591.93	ppb	84
3) Ethanol	2.49	45	83303	5541.52	ppb #	100
5) dichlorodifluoromethane	1.62	85	48088	48.03	ppb	95
6) chloromethane	1.85	50	82276	57.96	ppb	97
7) vinyl chloride	1.91	62	52960	53.76	ppb	99
8) bromomethane	2.29	96	37570	58.47	ppb	86
9) chloroethane	2.34	64	30336	56.15	ppb	86
10) ethyl ether	2.82	59	59501	51.69	ppb	76
11) acetonitrile	3.47	41	115553	54.44	ppb	98
12) trichlorofluoromethane	2.58	101	86254	56.13	ppb	84
13) freon-113	2.97	101	64241	60.21	ppb	86
14) acrolein	1.86	56	55999	277.91	ppb	99
15) 1,1-dichloroethene	3.12	96	54581	58.89	ppb	94
16) acetone	3.00	43	34601	73.98	ppb	92
17) Methyl Acetate	3.42	43	80953	63.36	ppb	97
18) methylene chloride	3.57	84	66667	54.08	ppb	92
19) methyl tert butyl ether	3.70	73	45391	44.77	ppb	96
20) acrylonitrile	3.68	53	30609	54.68	ppb	99
21) allyl chloride	3.47	41	115955	51.99	ppb	98
22) trans-1,2-dichloroethene	3.86	96	65312	57.46	ppb	94
23) iodomethane	3.42	142	89791	49.06	ppb	96
24) carbon disulfide	3.61	76	178011	47.58	ppb	95
25) propionitrile	4.78	54	11036	52.60	ppb	100
26) vinyl acetate	3.42	43	80953	64.39	ppb	100
27) chloroprene	4.38	53	97972	49.78	ppb	97
28) di-isopropyl ether	4.19	45	256759	55.67	ppb	83
29) methacrylonitrile	5.00	41	67458	54.80	ppb	91
30) 2-butanone	4.70	72	9022	63.47	ppb	95
31) Ethyl Acetate	4.15	TIC	401117m	45.80	ug/L	
32) Hexane	3.92	41	69776m	55.34	ppb	
33) 1,1-dichloroethane	6.86	63	80551	54.03	ppb	90
34) tert-butyl ethyl ether	4.56	59	23916	43.48	ppb	85
35) isobutyl alcohol	4.87	43	60519	257.27	ppb	95
36) 2,2-dichloropropane	4.87	77	94193	60.54	ppb	98
37) cis-1,2-dichloroethene	4.91	96	71101	52.96	ppb	95

(#) = qualifier out of range (m) = manual integration
G116952.D G120507T.M Thu May 10 13:40:22 2012 Page 1

Quantitation Report (QT Reviewed)

Data File : C:\HPCHEM\1\DATA\120509\G116952.D Vial: 4
Acq On : 9 May 2012 11:43 am Operator: alit
Sample : bs Inst : GCMS G
Misc : MS25756,MSG4690,,,,5,1 Multiplr: 1.00
MS Integration Params: RTEINT.P
Quant Time: May 10 13:40 2012 Quant Results File: G120507T.RES

Quant Method : C:\HPCHEM\1\METHODS\G120507T.M (RTE Integrator)
Title : SW-846 Method 8260
Last Update : Tue May 08 11:43:14 2012
Response via : Initial Calibration
DataAcq Meth : G8260I

	Compound	R.T.	QIon	Response	Conc	Unit		Qvalue
38)	bromochloromethane	5.26	128	35829	55.49	ppb		92
39)	chloroform	7.11	83	100689	59.01	ppb		96
41)	Tetrahydrofuran	5.29	42	22858	53.97	ppb		90
42)	1,1,1-trichloroethane	8.43	97	65488	56.42	ppb		93
44)	Cyclohexane	5.55	56	125533	55.06	ppb		95
45)	carbon tetrachloride	5.80	117	88149	52.25	ppb		98
46)	1,1-dichloropropene	8.25	75	116252	56.31	ppb		97
47)	benzene	6.01	78	290205	59.16	ppb		97
48)	1,2-dichloroethane	5.96	62	105303	56.73	ppb		92
50)	heptane	5.89	43	122412	62.32	ppb		71
51)	trichloroethene	6.66	95	73687	55.43	ppb		86
52)	1,2-dichloropropane	6.86	63	80551	57.86	ppb		100
53)	dibromomethane	7.16	93	42586	50.45	ppb		78
54)	bromodichloromethane	7.11	83	100689	58.64	ppb		96
55)	Methylcyclohexane	6.73	83	108078	53.23	ppb	#	81
56)	2-chloroethyl vinyl ether	6.86	63	80551	55.78	ppb	#	99
57)	methyl methacrylate	6.90	69	54190	55.81	ppb		97
58)	1,4-dioxane	4.38	88	48932	243.61	ppb		100
59)	cis-1,3-dichloropropene	8.25	75	116252	56.37	ppb		96
61)	4-methyl-2-pentanone	7.47	43	77802	52.47	ppb		98
62)	toluene	8.07	92	162189	55.77	ppb		82
63)	trans-1,3-dichloropropene	8.25	75	116252	56.37	ppb		96
64)	1,1,2-trichloroethane	10.86	83	88057	57.11	ppb		94
65)	ethyl methacrylate	8.24	69	88565	53.94	ppb		87
67)	tetrachloroethene	8.78	166	70123	62.51	ppb		98
68)	1,3-dichloropropane	8.70	76	115062	59.16	ppb		100
69)	dibromochloromethane	9.00	129	76576	61.73	ppb		96
70)	1,2-dibromoethane	9.22	107	74638	60.60	ppb		98
71)	2-hexanone	8.43	43	54076	65.18	ppb		97
72)	chlorobenzene	9.67	112	180738	65.40	ppb		96
73)	1,1,1,2-tetrachloroethane	9.71	131	67056	56.22	ppb		99
74)	ethylbenzene	9.73	91	263391	58.39	ppb		99
75)	m,p-xylene	9.81	106	199459	121.65	ppb		98
76)	o-xylene	10.29	106	97170	62.24	ppb		95
77)	styrene	10.33	104	151821	58.43	ppb		97
78)	bromoform	10.70	173	49560	59.01	ppb		95
79)	trans-1,4-dichloro-2-buten	10.73	53	20576	63.13	ppb		94
81)	isopropylbenzene	10.68	105	219820	61.09	ppb		94
83)	bromobenzene	11.17	156	67081	56.50	ppb		89
84)	1,1,2,2-tetrachloroethane	10.86	83	88057	59.71	ppb		94
85)	1,2,3-trichloropropane	11.03	75	67305	59.07	ppb		97
86)	n-propylbenzene	11.12	91	233048	59.26	ppb		96
87)	2-chlorotoluene	11.31	91	186762m	58.44	ppb		
88)	4-chlorotoluene	11.36	91	171293m	63.84	ppb		
89)	1,3,5-trimethylbenzene	10.68	105	219820	61.09	ppb		94
90)	tert-butylbenzene	11.68	91	117469	60.98	ppb		94
91)	1,2,4-trimethylbenzene	11.29	105	192760	56.49	ppb		98
92)	sec-butylbenzene	11.91	105	200781	60.87	ppb		99
93)	1,3-dichlorobenzene	12.17	146	103826	65.07	ppb		96

(#) = qualifier out of range (m) = manual integration

Quantitation Report (QT Reviewed)

Data File : C:\HPCHEM\1\DATA\120509\G116952.D Vial: 4
Acq On : 9 May 2012 11:43 am Operator: alit
Sample : bs Inst : GCMS G
Misc : MS25756,MSG4690,,,,5,1 Multiplr: 1.00
MS Integration Params: RTEINT.P
Quant Time: May 10 13:40 2012 Quant Results File: G120507T.RES

Quant Method : C:\HPCHEM\1\METHODS\G120507T.M (RTE Integrator)
Title : SW-846 Method 8260
Last Update : Tue May 08 11:43:14 2012
Response via : Initial Calibration
DataAcq Meth : G8260I

	Compound	R.T.	QIon	Response	Conc	Unit	Qvalue
94)	p-isopropyltoluene	12.06	119	153295	60.49	ppb	99
95)	1,4-dichlorobenzene	12.28	146	100343	57.32	ppb	96
96)	1,2-dichlorobenzene	12.69	146	99673	63.13	ppb	97
97)	n-butylbenzene	12.51	91	147812	61.70	ppb	96
98)	1,2-dibromo-3-chloropropan	13.55	75	12751	62.32	ppb	87
99)	1,3,5-trichlorobenzene	13.81	180	75115	69.70	ug/L	100
100)	1,2,4-trichlorobenzene	14.51	180	61501	61.79	ppb	95
101)	hexachlorobutadiene	14.66	225	33582	71.29	ppb	98
102)	naphthalene	14.80	128	136381	59.14	ppb	100
103)	2-Methylnaphthalene	15.98	142	21619	22.93	ug/L	95
104)	1-Methylnaphthalene	16.25	142	2184	4.00	ug/L	98
105)	1,2,3-trichlorobenzene	15.07	180	56170	57.83	ppb	94

(#) = qualifier out of range (m) = manual integration

Quantitation Report

Data File : C:\HPCHEM\1\DATA\120509\G116952.D Vial: 4
Acq On : 9 May 2012 11:43 am Operator: alit
Sample : bs Inst : GCMS G
Misc : MS25756,MSG4690,,,,5,1 Multiplr: 1.00
MS Integration Params: RTEINT.P
Quant Time: May 10 13:40 2012 Quant Results File: G120507T.RES

Method : C:\HPCHEM\1\METHODS\G120507T.M (RTE Integrator)
Title : SW-846 Method 8260
Last Update : Tue May 08 11:43:14 2012
Response via : Initial Calibration

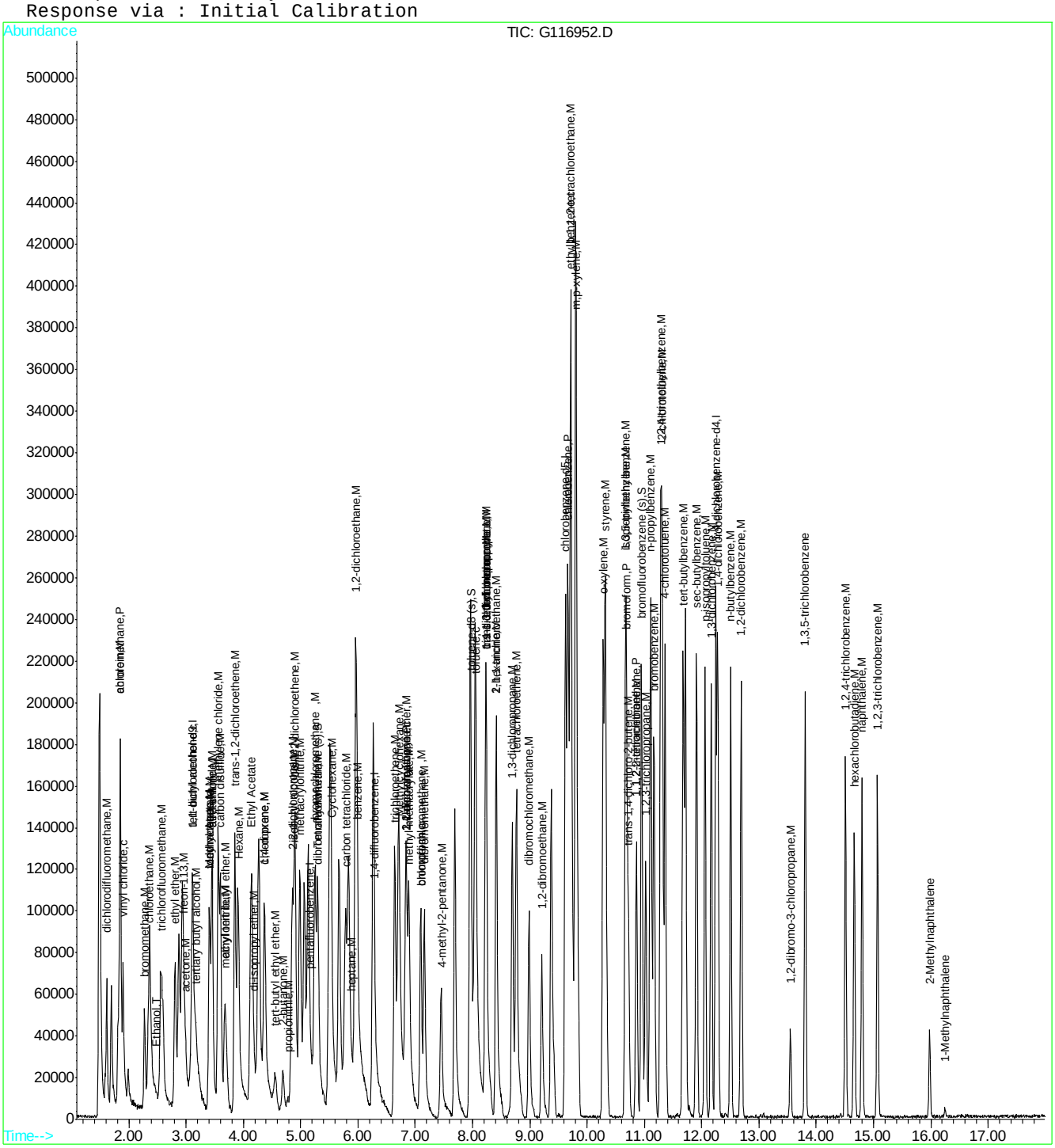

ACCUTEST LABORATORIES MC10370

Quantitation Report (Qedit)

Data File : C:\HPCHEM\1\DATA\120509\G116952.D Vial: 4
Acq On : 9 May 2012 11:43 am Operator: alit
Sample : bs Inst : GCMS G
Misc : MS25756,MSG4690,,,,5,1 Multiplr: 1.00
MS Integration Params: RTEINT.P
Quant Time: May 10 13:39 2012 Quant Results File: temp.res

Method : C:\HPCHEM\1\METHODS\G120507T.M (RTE Integrator)
Title : SW-846 Method 8260
Last Update : Tue May 08 11:43:14 2012
Response via : Multiple Level Calibration

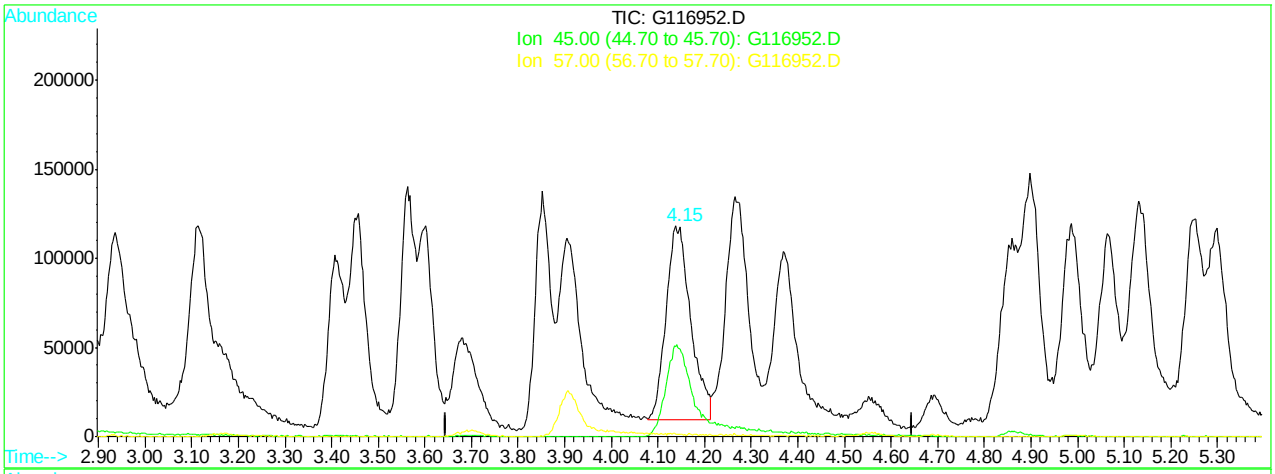

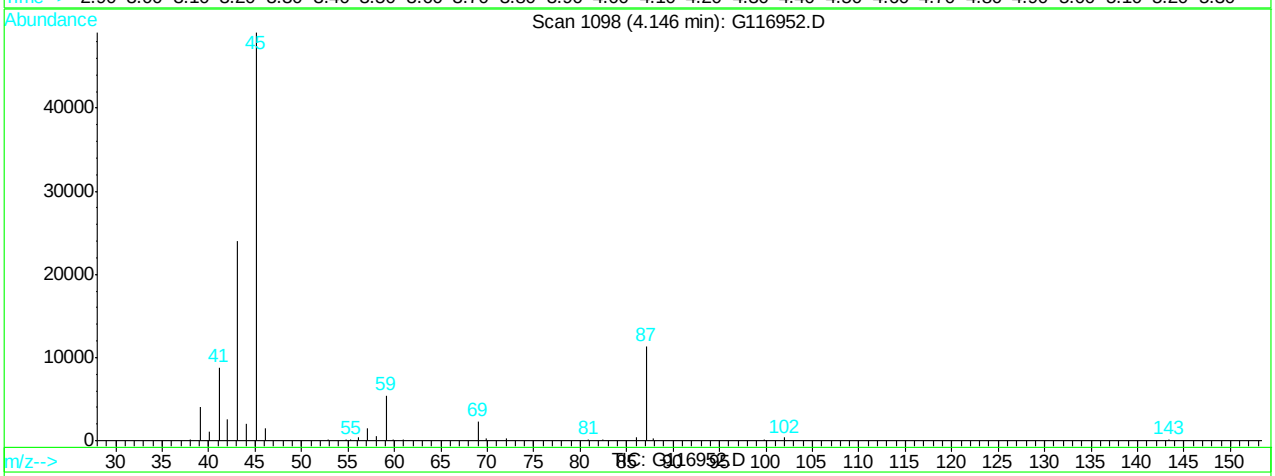

(31) Ethyl Acetate

4.15min 45.80ug/L m

response 401117

Ion	Exp%	Act%
TIC	100	100
45.00	0.00	0.00
57.00	0.00	0.00
0.00	0.00	0.00

G116952.D G120507T.M Thu May 10 13:39:05 2012

Quantitation Report (Qedit)

Data File : C:\HPCHEM\1\DATA\120509\G116952.D Vial: 4
Acq On : 9 May 2012 11:43 am Operator: alit
Sample : bs Inst : GCMS G
Misc : MS25756,MSG4690,,,,5,1 Multiplr: 1.00
MS Integration Params: RTEINT.P
Quant Time: May 10 13:39 2012 Quant Results File: temp.res

Method : C:\HPCHEM\1\METHODS\G120507T.M (RTE Integrator)
Title : SW-846 Method 8260
Last Update : Tue May 08 11:43:14 2012
Response via : Multiple Level Calibration

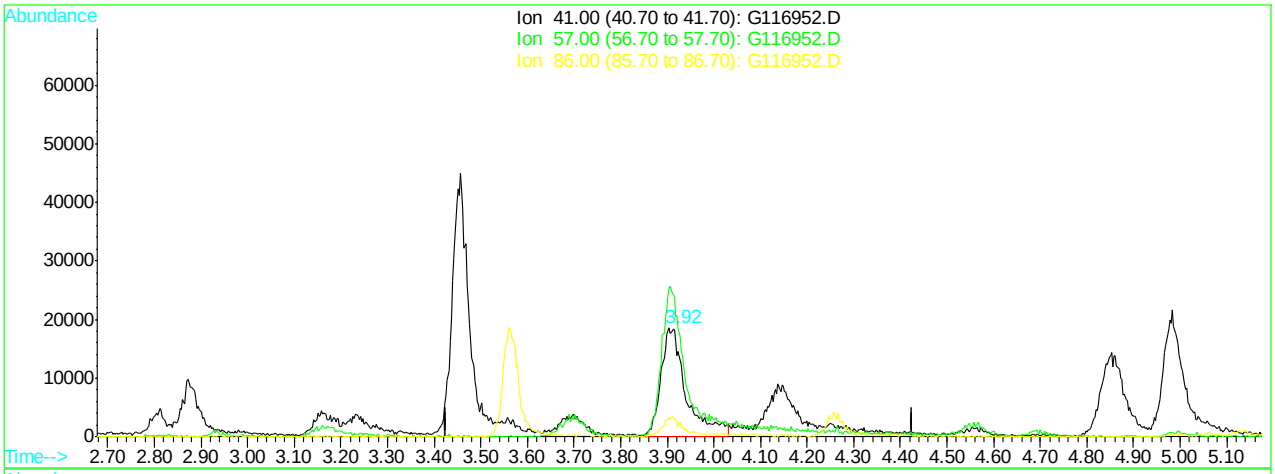

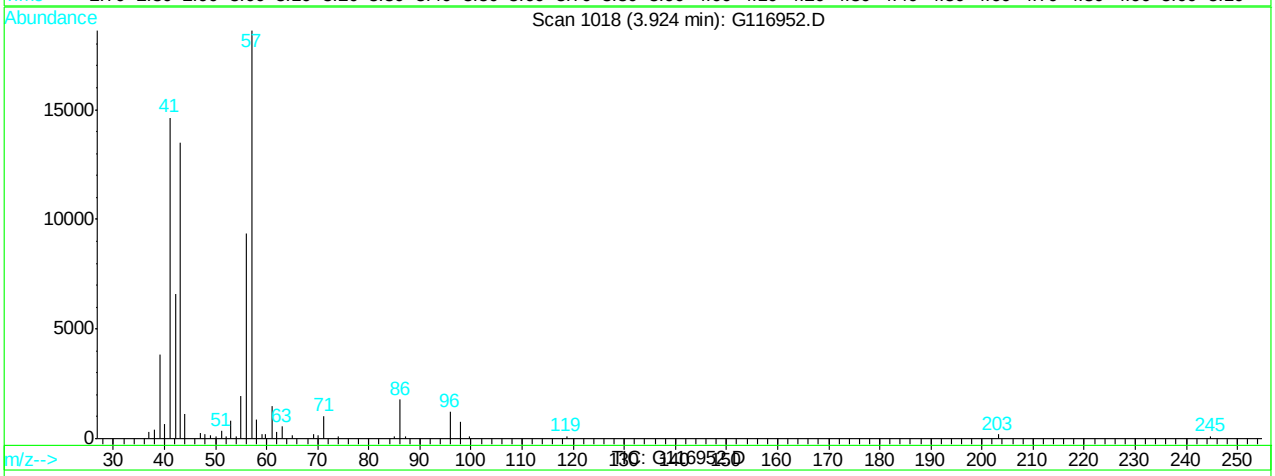

(32) Hexane (M)

3.92min 55.34ppb m

response 69776

Ion	Exp%	Act%
41.00	100	100
57.00	145.60	127.18
86.00	17.10	12.19#
0.00	0.00	0.00

G116952.D G120507T.M Thu May 10 13:39:17 2012

Quantitation Report (Qedit)

Data File : C:\HPCHEM\1\DATA\120509\G116952.D Vial: 4
Acq On : 9 May 2012 11:43 am Operator: alit
Sample : bs Inst : GCMS G
Misc : MS25756,MSG4690,,,,5,1 Multiplr: 1.00
MS Integration Params: RTEINT.P
Quant Time: May 10 13:39 2012 Quant Results File: temp.res

Method : C:\HPCHEM\1\METHODS\G120507T.M (RTE Integrator)
Title : SW-846 Method 8260
Last Update : Tue May 08 11:43:14 2012
Response via : Multiple Level Calibration

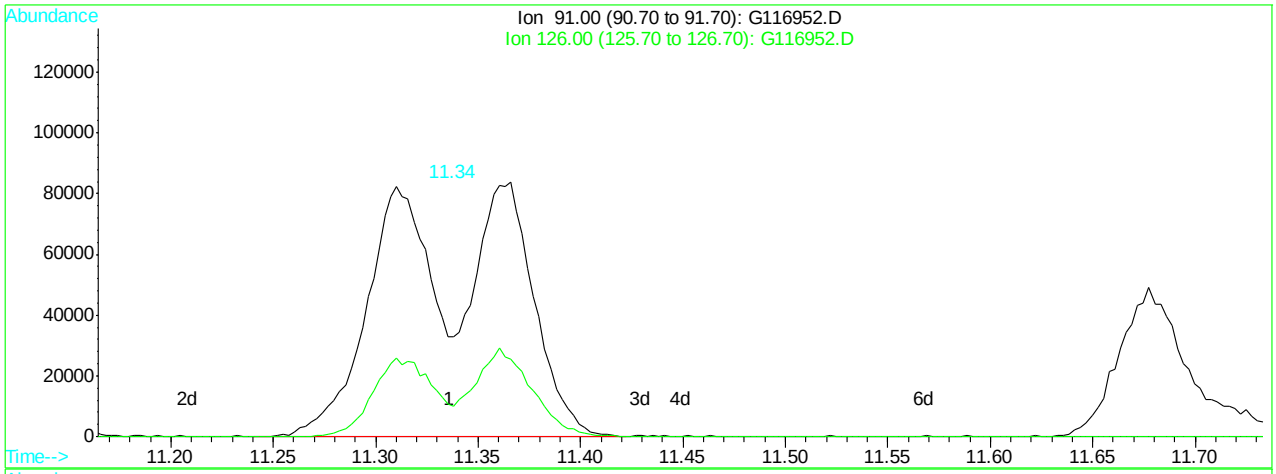

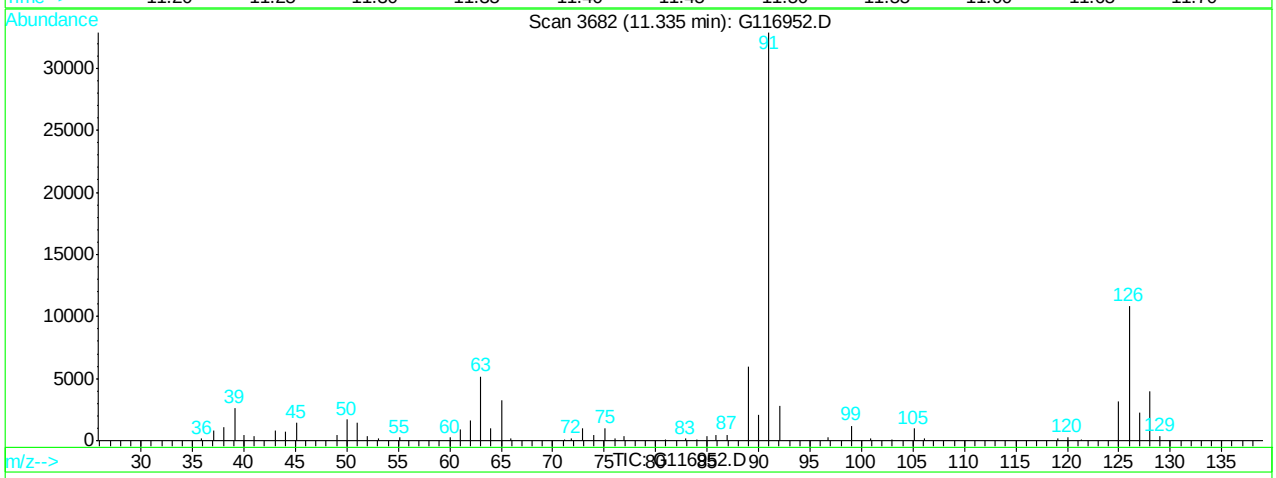

(87) 2-chlorotoluene (M)

11.34min 112.10ppb

response 358224

Ion	Exp%	Act%
91.00	100	100
126.00	28.30	33.02
0.00	0.00	0.00
0.00	0.00	0.00

G116952.D G120507T.M Thu May 10 13:39:51 2012

Quantitation Report (Qedit)

Data File : C:\HPCHEM\1\DATA\120509\G116952.D Vial: 4
Acq On : 9 May 2012 11:43 am Operator: alit
Sample : bs Inst : GCMS G
Misc : MS25756,MSG4690,,,,5,1 Multiplr: 1.00
MS Integration Params: RTEINT.P
Quant Time: May 10 13:39 2012 Quant Results File: temp.res

Method : C:\HPCHEM\1\METHODS\G120507T.M (RTE Integrator)
Title : SW-846 Method 8260
Last Update : Tue May 08 11:43:14 2012
Response via : Multiple Level Calibration

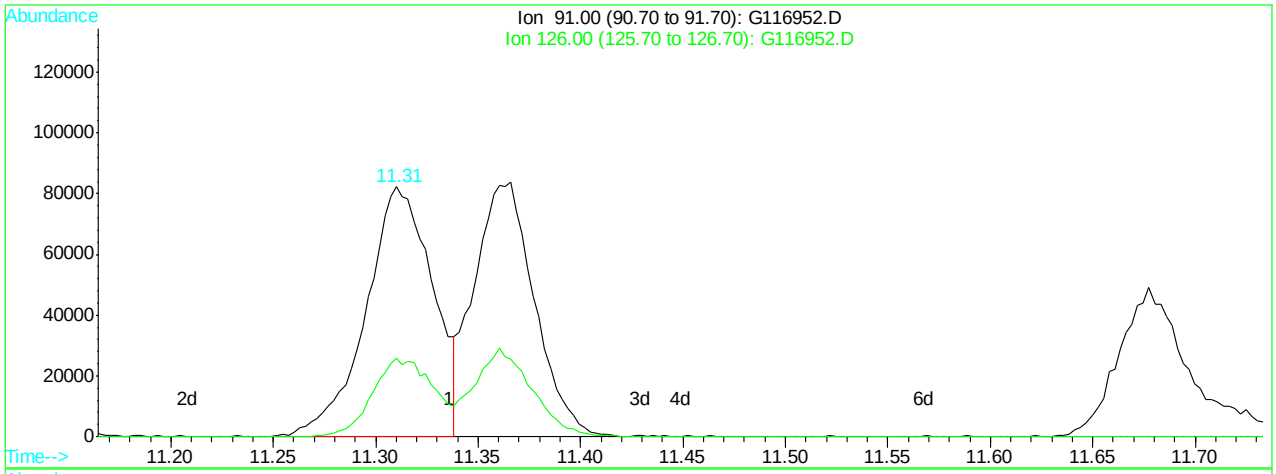

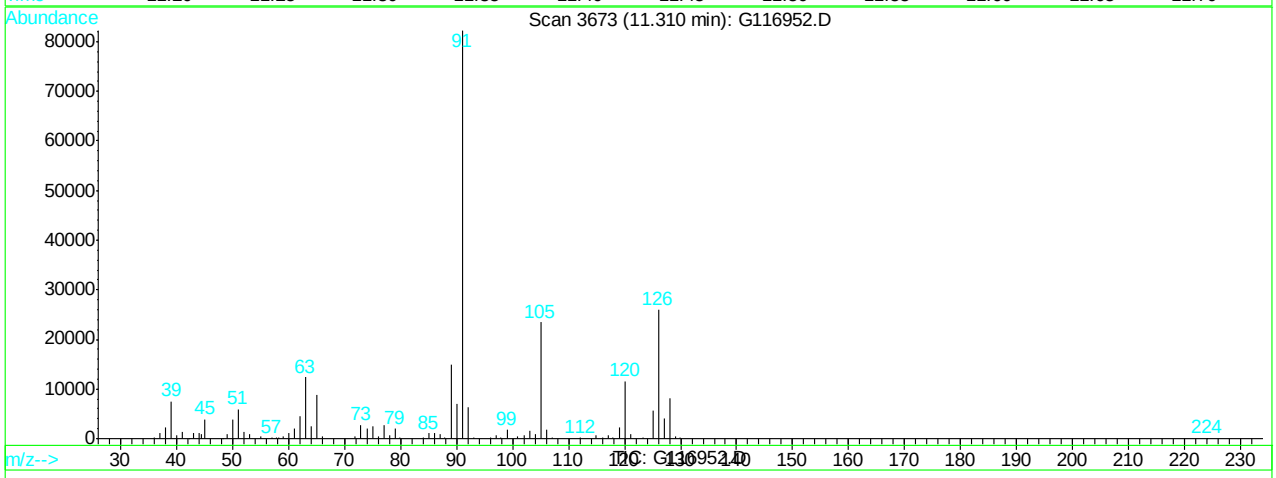

(87) 2-chlorotoluene (M)

11.31min 58.44ppb m

response 186762

Ion	Exp%	Act%
91.00	100	100
126.00	28.30	31.50
0.00	0.00	0.00
0.00	0.00	0.00

G116952.D G120507T.M Thu May 10 13:39:56 2012

Quantitation Report (Qedit)

Data File : C:\HPCHEM\1\DATA\120509\G116952.D Vial: 4
Acq On : 9 May 2012 11:43 am Operator: alit
Sample : bs Inst : GCMS G
Misc : MS25756,MSG4690,,,,5,1 Multiplr: 1.00
MS Integration Params: RTEINT.P
Quant Time: May 10 13:40 2012 Quant Results File: temp.res

Method : C:\HPCHEM\1\METHODS\G120507T.M (RTE Integrator)
Title : SW-846 Method 8260
Last Update : Tue May 08 11:43:14 2012
Response via : Multiple Level Calibration

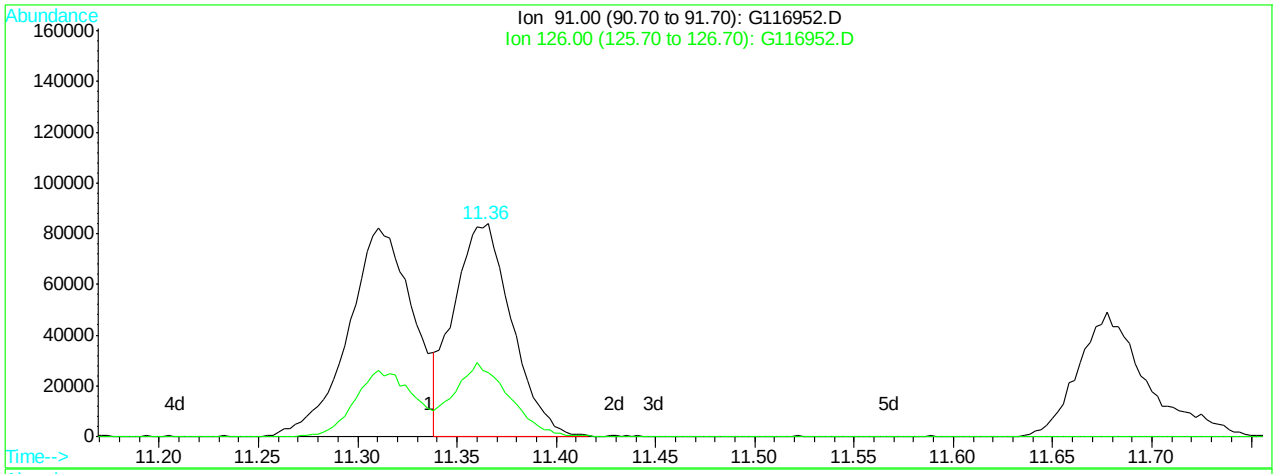

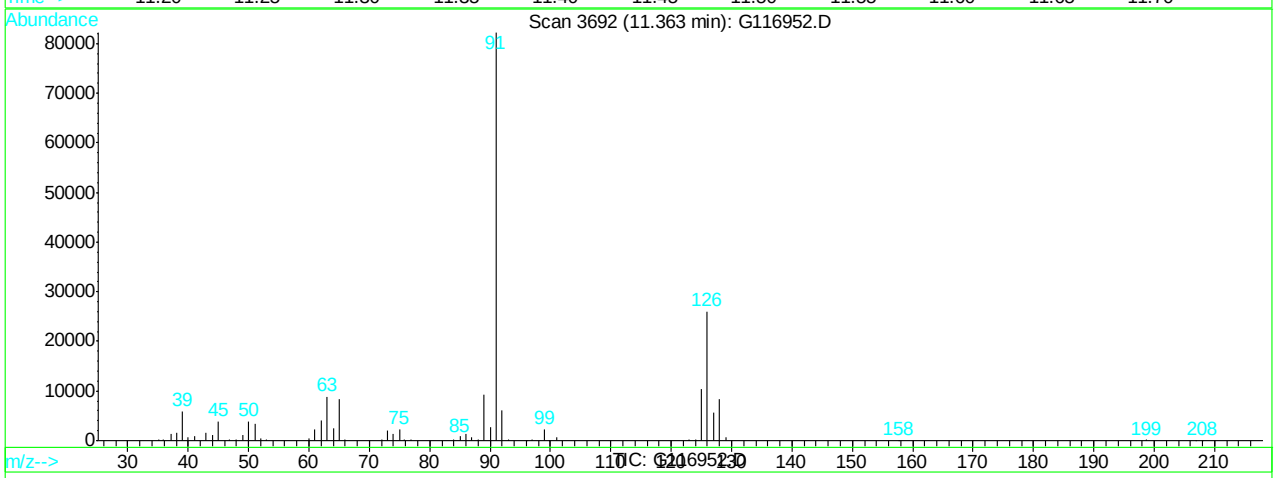

(88) 4-chlorotoluene (M)

11.36min 63.84ppb m

response 171293

Ion	Exp%	Act%
91.00	100	100
126.00	34.10	31.74
0.00	0.00	0.00
0.00	0.00	0.00

G116952.D G120507T.M Thu May 10 13:40:04 2012

Manual Integrations APPROVED (compounds with "m" flag)
Dana Tyron 05/11/12 18:35

Quantitation Report (QT Reviewed)

Data File : C:\HPCHEM\1\DATA\120510\G116977.D Vial: 2
Acq On : 10 May 2012 10:06 am Operator: alit
Sample : cc4689-50.0 Inst : GCMS G
Misc : MS25756,MSG4691,,,,5,1 Multiplr: 1.00
MS Integration Params: RTEINT.P
Quant Time: May 11 12:12 2012 Quant Results File: G120507T.RES

Quant Method : C:\HPCHEM\1\METHODS\G120507T.M (RTE Integrator)
Title : SW-846 Method 8260
Last Update : Tue May 08 11:43:14 2012
Response via : Initial Calibration
DataAcq Meth : G8260I

Internal Standards	R.T.	QIon	Response	Conc	Units		Dev(Min)
1) tert butyl alcohol-d9	3.11	65	36143	500.00	ppb		0.00
4) pentafluorobenzene	5.17	168	159697	50.00	ppb		0.00
43) 1,4-difluorobenzene	6.30	114	264245	50.00	ppb		0.00
66) chlorobenzene-d5	9.63	82	126556	50.00	ppb		0.00
80) 1,4-dichlorobenzene-d4	12.25	152	77991	50.00	ppb		0.00
System Monitoring Compounds							
40) dibromofluoromethane (s)	5.31	113	84813	59.24	ppb		0.00
Spiked Amount 50.000	Range 70 - 130		Recovery = 118.48%				
60) toluene-d8 (s)	7.98	98	297708	60.58	ppb		0.00
Spiked Amount 50.000	Range 70 - 130		Recovery = 121.16%				
82) bromofluorobenzene (s)	10.95	95	102465	56.53	ppb		0.00
Spiked Amount 50.000	Range 70 - 130		Recovery = 113.06%				
Target Compounds							Qvalue
2) tertiary butyl alcohol	3.18	59	54997	503.12	ppb		81
3) Ethanol	2.50	45	90409	7576.42	ppb	#	100
5) dichlorodifluoromethane	1.62	85	42852	43.62	ppb		97
6) chloromethane	1.85	50	70369	50.38	ppb		99
7) vinyl chloride	1.91	62	49516	51.10	ppb		97
8) bromomethane	2.29	96	30718	48.59	ppb		95
9) chloroethane	2.34	64	26794	50.41	ppb		91
10) ethyl ether	2.82	59	52198	46.10	ppb		92
11) acetonitrile	3.47	41	106381	50.94	ppb		93
12) trichlorofluoromethane	2.59	101	80065	52.96	ppb		78
13) freon-113	2.96	101	51241	48.81	ppb		94
14) acrolein	1.86	56	56109	283.04	ppb		91
15) 1,1-dichloroethene	3.12	96	45273	49.66	ppb		97
16) acetone	3.00	43	22144	48.13	ppb		97
17) Methyl Acetate	3.42	43	58417	46.48	ppb	#	92
18) methylene chloride	3.57	84	60292	49.71	ppb		93
19) methyl tert butyl ether	3.70	73	31900	31.99	ppb		100
20) acrylonitrile	3.68	53	26386	47.91	ppb		83
21) allyl chloride	3.49	41	123119	56.11	ppb		95
22) trans-1,2-dichloroethene	3.86	96	57168	51.12	ppb		85
23) iodomethane	3.42	142	90529	50.28	ppb		99
24) carbon disulfide	3.61	76	176194	47.87	ppb		99
25) propionitrile	4.78	54	10136	49.11	ppb		100
26) vinyl acetate	3.42	43	58417	47.23	ppb		100
27) chloroprene	4.39	53	97003	50.10	ppb		97
28) di-isopropyl ether	4.19	45	240413	52.99	ppb		87
29) methacrylonitrile	5.00	41	61923	51.13	ppb		95
30) 2-butanone	4.70	72	6852	48.99	ppb	#	75
31) Ethyl Acetate	4.15	TIC	453033	52.58	ug/L	#	100
32) Hexane	3.93	41	68251	55.02	ppb		89
33) 1,1-dichloroethane	6.86	63	71667	48.85	ppb		100
34) tert-butyl ethyl ether	4.56	59	16079	29.71	ppb		74
35) isobutyl alcohol	4.91	43	76879	332.21	ppb		99
36) 2,2-dichloropropane	4.86	77	81117	52.99	ppb		96
37) cis-1,2-dichloroethene	4.91	96	63189	47.85	ppb		98

(#) = qualifier out of range (m) = manual integration
G116977.D G120507T.M Fri May 11 12:12:44 2012 Page 1

Quantitation Report (QT Reviewed)

Data File : C:\HPCHEM\1\DATA\120510\G116977.D Vial: 2
Acq On : 10 May 2012 10:06 am Operator: alit
Sample : cc4689-50.0 Inst : GCMS G
Misc : MS25756,MSG4691,,,,5,1 Multiplr: 1.00
MS Integration Params: RTEINT.P
Quant Time: May 11 12:12 2012 Quant Results File: G120507T.RES

Quant Method : C:\HPCHEM\1\METHODS\G120507T.M (RTE Integrator)
Title : SW-846 Method 8260
Last Update : Tue May 08 11:43:14 2012
Response via : Initial Calibration
DataAcq Meth : G8260I

	Compound	R.T.	QIon	Response	Conc	Unit		Qvalue
38)	bromochloromethane	5.25	128	31688	49.88	ppb		82
39)	chloroform	7.11	83	88888	52.95	ppb		98
41)	Tetrahydrofuran	5.28	42	19334	46.40	ppb		90
42)	1,1,1-trichloroethane	8.42	97	60222	52.74	ppb		96
44)	Cyclohexane	5.54	56	111580	51.73	ppb		97
45)	carbon tetrachloride	5.80	117	75986	47.66	ppb		90
46)	1,1-dichloropropene	8.25	75	98216	50.27	ppb		94
47)	benzene	6.00	78	255391	55.04	ppb		99
48)	1,2-dichloroethane	5.96	62	91144	51.91	ppb		95
50)	heptane	5.89	43	107921	58.08	ppb		74
51)	trichloroethene	6.66	95	66059	52.53	ppb		90
52)	1,2-dichloropropane	6.86	63	71667	54.42	ppb		94
53)	dibromomethane	7.17	93	41844	52.40	ppb		90
54)	bromodichloromethane	7.11	83	88888	54.73	ppb		98
55)	Methylcyclohexane	6.74	83	101369	52.78	ppb		96
56)	2-chloroethyl vinyl ether	6.86	63	71667	52.46	ppb	#	100
57)	methyl methacrylate	6.90	69	49462	53.85	ppb		99
58)	1,4-dioxane	4.38	88	45967	241.93	ppb		100
59)	cis-1,3-dichloropropene	8.25	75	98216	50.32	ppb		96
61)	4-methyl-2-pentanone	7.47	43	67997	48.59	ppb		93
62)	toluene	8.07	92	148344	53.92	ppb		92
63)	trans-1,3-dichloropropene	8.25	75	98216	50.32	ppb		96
64)	1,1,2-trichloroethane	10.86	83	78320	53.70	ppb		97
65)	ethyl methacrylate	8.23	69	80931	52.11	ppb		96
67)	tetrachloroethene	8.78	166	60696	53.90	ppb		80
68)	1,3-dichloropropane	8.70	76	103935	53.24	ppb		96
69)	dibromochloromethane	8.99	129	65536	52.11	ppb		82
70)	1,2-dibromoethane	9.22	107	66301	53.63	ppb		95
71)	2-hexanone	8.42	43	44556	53.50	ppb		97
72)	chlorobenzene	9.67	112	149626	53.93	ppb		94
73)	1,1,1,2-tetrachloroethane	9.71	131	59946	49.94	ppb		96
74)	ethylbenzene	9.73	91	239703	52.93	ppb		95
75)	m,p-xylene	9.81	106	173119	105.18	ppb		95
76)	o-xylene	10.29	106	81225	51.83	ppb		92
77)	styrene	10.33	104	139332	53.42	ppb		94
78)	bromoform	10.70	173	43556	51.11	ppb		87
79)	trans-1,4-dichloro-2-buten	10.73	53	13757	45.30	ppb		84
81)	isopropylbenzene	10.68	105	185424	50.55	ppb		99
83)	bromobenzene	11.17	156	62113	51.32	ppb		91
84)	1,1,2,2-tetrachloroethane	10.86	83	78320	52.10	ppb		97
85)	1,2,3-trichloropropane	11.03	75	59337	51.09	ppb		92
86)	n-propylbenzene	11.12	91	199198	49.69	ppb		99
87)	2-chlorotoluene	11.31	91	160256m	49.20	ppb		
88)	4-chlorotoluene	11.36	91	146772m	53.66	ppb		
89)	1,3,5-trimethylbenzene	10.68	105	185424	50.55	ppb		99
90)	tert-butylbenzene	11.68	91	102412	52.16	ppb		97
91)	1,2,4-trimethylbenzene	11.29	105	178944	51.44	ppb		98
92)	sec-butylbenzene	11.91	105	170520	50.71	ppb		99
93)	1,3-dichlorobenzene	12.17	146	87906	54.04	ppb		90

(#) = qualifier out of range (m) = manual integration

Quantitation Report (QT Reviewed)

Data File : C:\HPCHEM\1\DATA\120510\G116977.D Vial: 2
Acq On : 10 May 2012 10:06 am Operator: alit
Sample : cc4689-50.0 Inst : GCMS G
Misc : MS25756,MSG4691,,,,5,1 Multiplr: 1.00
MS Integration Params: RTEINT.P
Quant Time: May 11 12:12 2012 Quant Results File: G120507T.RES

Quant Method : C:\HPCHEM\1\METHODS\G120507T.M (RTE Integrator)
Title : SW-846 Method 8260
Last Update : Tue May 08 11:43:14 2012
Response via : Initial Calibration
DataAcq Meth : G8260I

Compound	R.T.	QIon	Response	Conc	Unit	Qvalue
94) p-isopropyltoluene	12.06	119	133872	51.83	ppb	98
95) 1,4-dichlorobenzene	12.29	146	91311	51.17	ppb	92
96) 1,2-dichlorobenzene	12.69	146	84866	52.73	ppb	99
97) n-butylbenzene	12.51	91	132718	54.35	ppb	95
98) 1,2-dibromo-3-chloropropan	13.55	75	11406	54.69	ppb	90
99) 1,3,5-trichlorobenzene	13.81	180	63963	58.22	ug/L	98
100) 1,2,4-trichlorobenzene	14.51	180	52963	51.02	ppb	88
101) hexachlorobutadiene	14.67	225	29460	61.35	ppb	97
102) naphthalene	14.80	128	117235	47.91	ppb	100
103) 2-Methylnaphthalene	15.98	142	16110	16.76	ug/L	96
104) 1-Methylnaphthalene	16.25	142	15147	15.95	ug/L	98
105) 1,2,3-trichlorobenzene	15.07	180	48581	49.07	ppb	96

(#) = qualifier out of range (m) = manual integration

Quantitation Report

Data File : C:\HPCHEM\1\DATA\120510\G116977.D Vial: 2
Acq On : 10 May 2012 10:06 am Operator: alit
Sample : cc4689-50.0 Inst : GCMS G
Misc : MS25756,MSG4691,,,,5,1 Multiplr: 1.00
MS Integration Params: RTEINT.P
Quant Time: May 11 12:12 2012 Quant Results File: G120507T.RES

Method : C:\HPCHEM\1\METHODS\G120507T.M (RTE Integrator)
Title : SW-846 Method 8260
Last Update : Tue May 08 11:43:14 2012
Response via : Initial Calibration

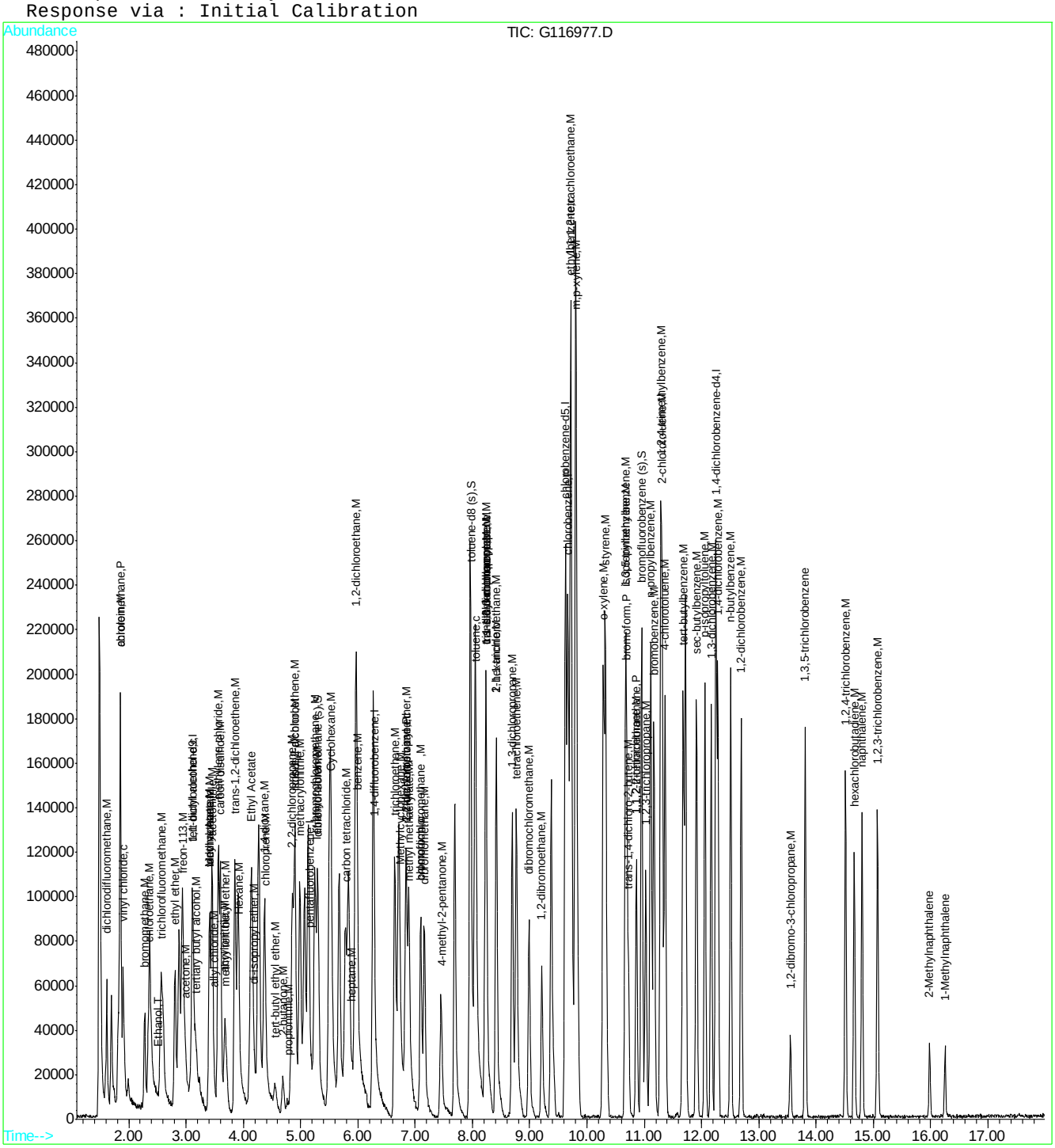

ACCUTEST LABORATORIES MC10370

Quantitation Report (Qedit)

Data File : C:\HPCHEM\1\DATA\120510\G116977.D Vial: 2
Acq On : 10 May 2012 10:06 am Operator: alit
Sample : cc4689-50.0 Inst : GCMS G
Misc : MS25756,MSG4691,,,,5,1 Multiplr: 1.00
MS Integration Params: RTEINT.P
Quant Time: May 11 9:08 2012 Quant Results File: temp.res

Method : C:\HPCHEM\1\METHODS\G120507T.M (RTE Integrator)
Title : SW-846 Method 8260
Last Update : Tue May 08 11:43:14 2012
Response via : Multiple Level Calibration

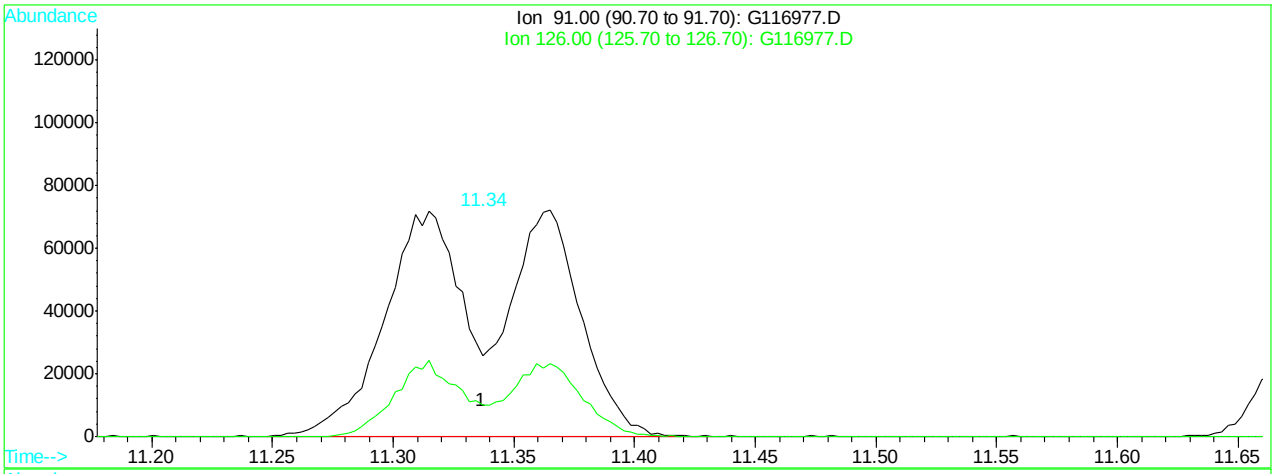

(87) 2-chlorotoluene (M)

11.34min 94.35ppb

response 307335

Ion	Exp%	Act%
91.00	100	100
126.00	28.30	39.25
0.00	0.00	0.00
0.00	0.00	0.00

G116977.D G120507T.M Fri May 11 12:11:54 2012

Quantitation Report (Qedit)

Data File : C:\HPCHEM\1\DATA\120510\G116977.D Vial: 2
Acq On : 10 May 2012 10:06 am Operator: alit
Sample : cc4689-50.0 Inst : GCMS G
Misc : MS25756,MSG4691,,,,5,1 Multiplr: 1.00
MS Integration Params: RTEINT.P
Quant Time: May 11 12:11 2012 Quant Results File: temp.res

Method : C:\HPCHEM\1\METHODS\G120507T.M (RTE Integrator)
Title : SW-846 Method 8260
Last Update : Tue May 08 11:43:14 2012
Response via : Multiple Level Calibration

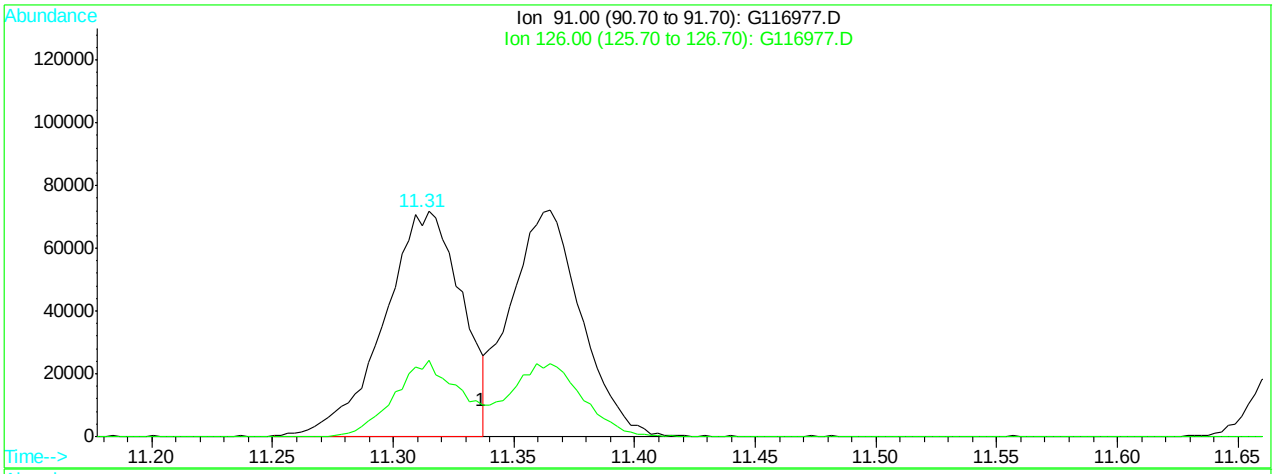

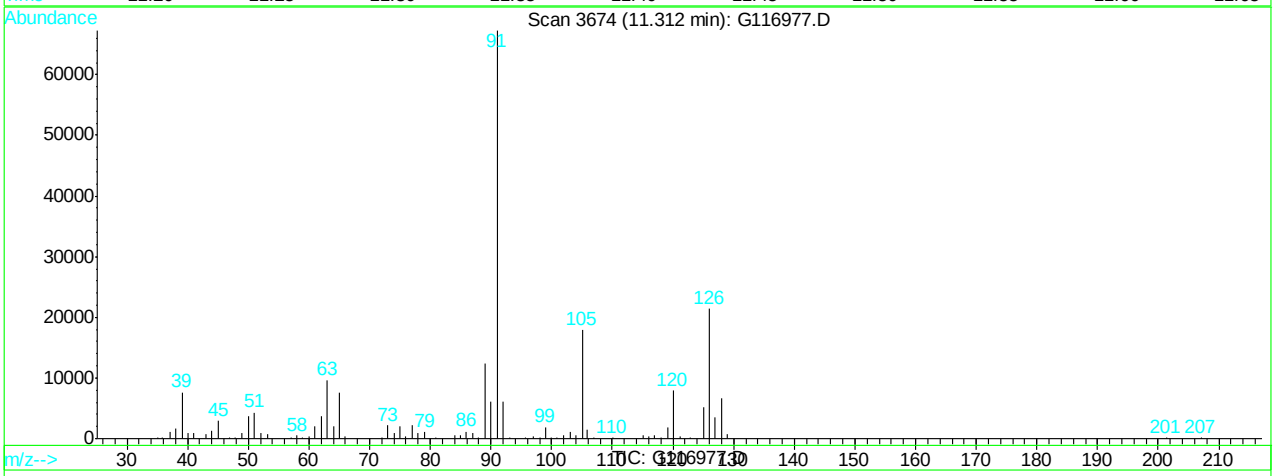

(87) 2-chlorotoluene (M)

11.31min 49.20ppb m

response 160256

Ion	Exp%	Act%
91.00	100	100
126.00	28.30	31.85
0.00	0.00	0.00
0.00	0.00	0.00

G116977.D G120507T.M Fri May 11 12:11:59 2012

Quantitation Report (Qedit)

Data File : C:\HPCHEM\1\DATA\120510\G116977.D Vial: 2
Acq On : 10 May 2012 10:06 am Operator: alit
Sample : cc4689-50.0 Inst : GCMS G
Misc : MS25756,MSG4691,,,,5,1 Multiplr: 1.00
MS Integration Params: RTEINT.P
Quant Time: May 11 12:11 2012 Quant Results File: temp.res

Method : C:\HPCHEM\1\METHODS\G120507T.M (RTE Integrator)
Title : SW-846 Method 8260
Last Update : Tue May 08 11:43:14 2012
Response via : Multiple Level Calibration

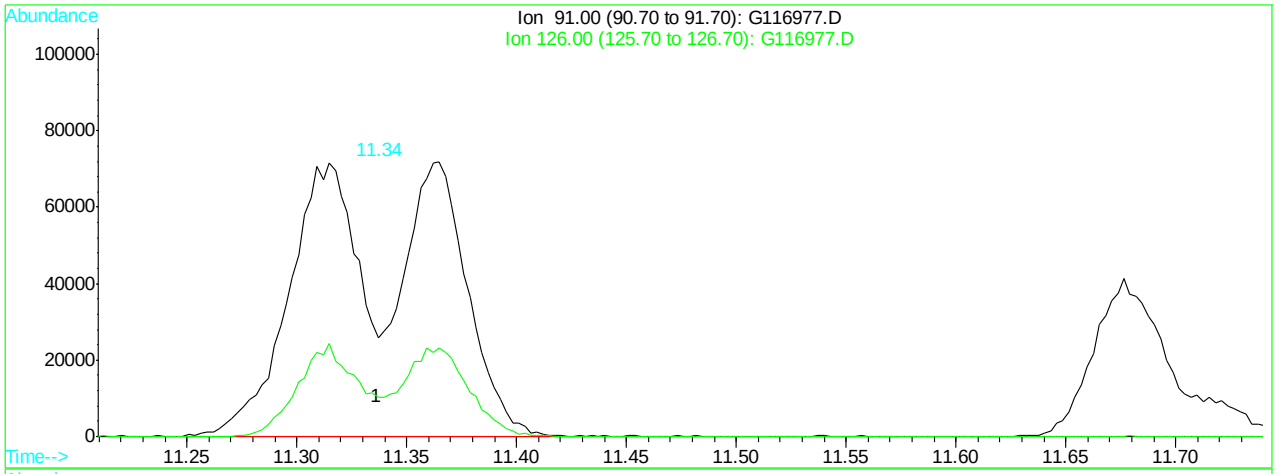

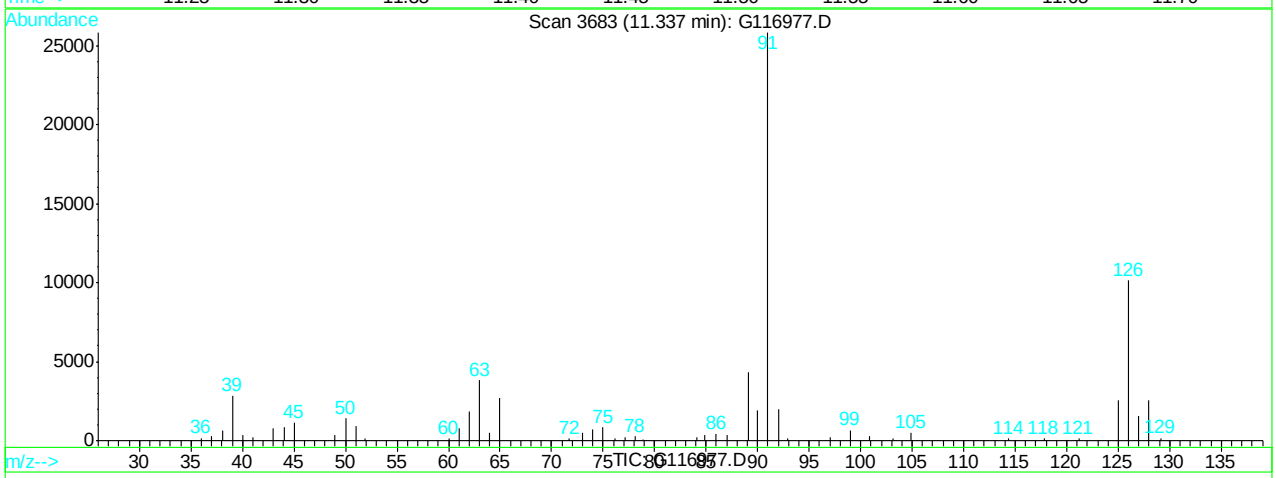

(88) 4-chlorotoluene (M)

11.34min 112.36ppb

response 307335

Ion	Exp%	Act%
91.00	100	100
126.00	34.10	39.25
0.00	0.00	0.00
0.00	0.00	0.00

G116977.D G120507T.M Fri May 11 12:12:05 2012

Quantitation Report (Qedit)

Data File : C:\HPCHEM\1\DATA\120510\G116977.D Vial: 2
Acq On : 10 May 2012 10:06 am Operator: alit
Sample : cc4689-50.0 Inst : GCMS G
Misc : MS25756,MSG4691,,,,5,1 Multiplr: 1.00
MS Integration Params: RTEINT.P
Quant Time: May 11 12:12 2012 Quant Results File: temp.res

Method : C:\HPCHEM\1\METHODS\G120507T.M (RTE Integrator)
Title : SW-846 Method 8260
Last Update : Tue May 08 11:43:14 2012
Response via : Multiple Level Calibration

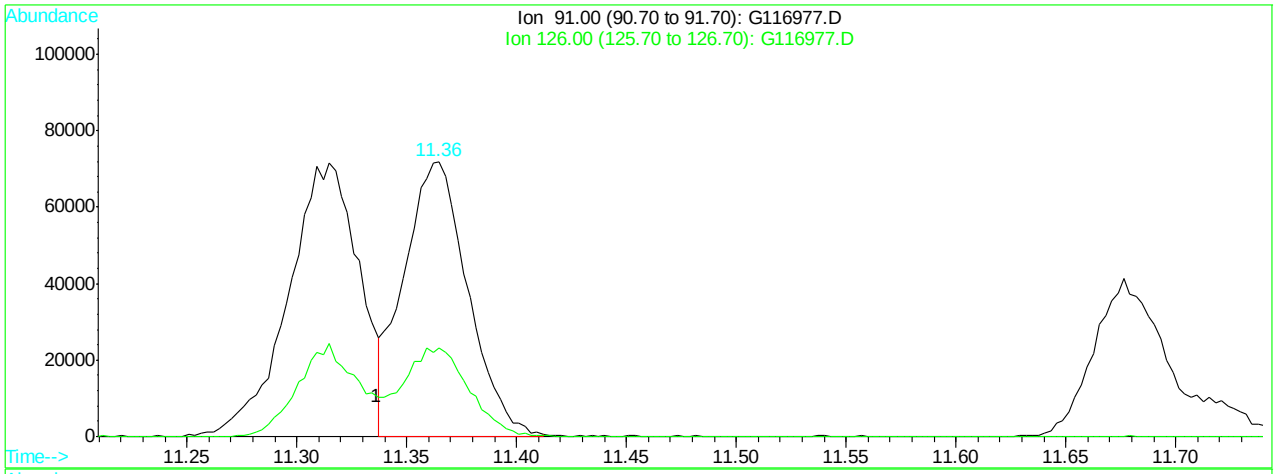

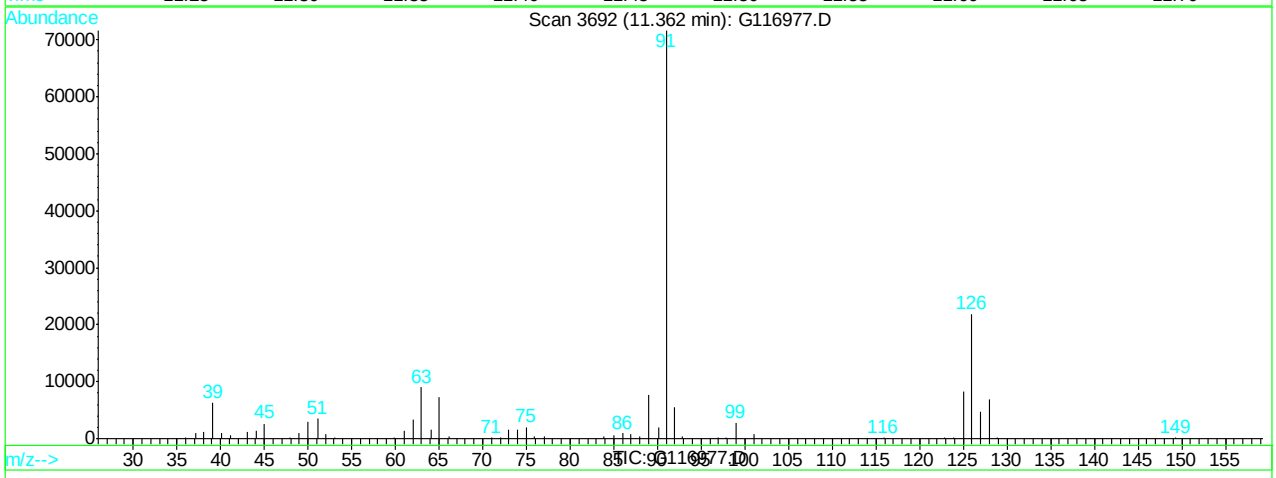

(88) 4-chlorotoluene (M)

11.36min 53.66ppb m

response 146772

Ion	Exp%	Act%
91.00	100	100
126.00	34.10	30.59
0.00	0.00	0.00
0.00	0.00	0.00

G116977.D G120507T.M Fri May 11 12:12:09 2012

Accutest Laboratories of New England, Inc. **Instrument: GCMS G**

VOLATILE ORGANICS BY GC/MS ANALYSIS LOG

NCMCP CTARM NHF

Standards Data

Lot #	Description	Conc
8651	8260 IS+TBA+	25/50
8650	SMV	100
MS8671	624/12	200
8668	BJ Std	

Daily Saved File

Tune file 1:	G116P22
Tune file 2:	—
Initial Cal:	5-7-12
ID File:	G ~~120705050~~ 712
ICAL Verified:	~~#6~~ N
Sequence verified:	

Date: 5-7-12

Batch ID: MS4689

Analysts MST

Signature: MT

*Note: If sample matrix is soil – method SW846 5035 used for preparation. SW846 5030 is purge and trap method for soil and water

Data File	Sample ID	Bot No.	Work Group	Test	ALS #	*MTX	Samp Amt.	% Sol	Dil. Fact.	pH	Comments
G116P19	BS				1						
20	ICV4674-50	2	MS867P	8260 Col Std	2						NG
21	BJ	2	MS8668	8260 BJ Std	3						
22	LCS / BPB				4						11:23
23	BS	2	MS8668	8260 BJ Std	5						NG
24	BSD / MB				6						
25	ICV4689-25	2	MS867P	8260 Col Std	7	W	nf	nd	nd		
26	5.0	2			8						
27	2.0	2			9						
28	1.0	2			10						
29	0.5	2			11						
30	0.25	2			12						NG
31	400	2			13						
32	200	2			14						
33	100	2			15						
34	ICV4689-50	2			16						
35	BS				17						
36	ICV4689-50	2	MS8668	8260 BJ Std	18						
37		2			19						

5-8-12

MTX = Matrix: Designate **W** for water, **S** for soil, **O** for oil.
Sample amount is reported in grams (wet) for soil and oil, mls for water.

Review: [signature] 5/11/12

Accutest Laboratories of New England, Inc. **Instrument: GCMS G**

VOLATILE ORGANICS BY GC/MS ANALYSIS LOG

Standards Data

Lot #	Description	Conc
MSB 51	8260 SS/Surr.	250
" 691	" CCC/SPCC	200
" "	" ISTD	200

Daily Saved File

Tune file 1:	G116Y7
Tune file 2:	
Initial Cal:	5-7-12
ID File:	G050712.5
ICAL Verified:	G116Y2
Sequence verified:	MT

Date: 5-10-12

Batch ID: MSG4691

Analysts MT

Signature: MT

*Note: If sample matrix is soil – method SW846 5035 used for preparation. SW846 5030 is purge and trap method for soil and water

Data File	Sample ID	Bot No.	Work Group	Test	ALS #	*MTX	Samp Amt.	% Sol	Dil. Fact.	pH	Comments
G116976	SFB				1						
77	CCV691-SD	2	MSB691	8260 Coc 5pt	2						10.0%
78	BS	2	MSB68	8260 5pt	3						Primary
79	MS	2	↓	↓	4						
80	MSD				5						
81	MB				6						
82	MC10370-1S	1	MSB58.6	8260 5TP	7	TB	5mL	NP	1:1	22	
83	-1	1			8	GW					
84	-2	1			9						
85	-3	1			10						
86	-4	1			11						
87	-5	1			12						
88	-6	1			13						
89	-7	1			14						
90	-8	1			15						
91	-9	1			16						
92	-10	1			17						
93	-11	1			18						
94	-12	1			19						
95	-13	1			20						
96	-14	1			21						
97	-14MS	2			22				5x		
98	-14MSD	2			23				5x		
99	MC10251-4	2	35 80S	5TP 5 80S	24				10x		
117000	-5	2	↓	5TP	25				10x		
01	10343-3D	2	35816	5TP 5 816	26				10:1		
02	10373-1	5	↓	5TP	27	↓	↓	↓	↓	↓	9:56
					5-11-12						

MTX = Matrix: Designate **W** for water, **S** for soil, **O** for oil.
Sample amount is reported in grams (wet) for soil and oil, mls for water.

MS001-04 Date: 12/02/08

Review: 5/11/12

49