ARCADIS
Infrastructure · Water · Environment · Buildings

ARCADIS of New York, Inc.
465 New Karner Road
Suite 2
Albany
New York 12205
Tel 518 452 7826
Fax 518 452 7086
www.arcadis-us.com

ENVIRONMENTAL

Ms. Ruth Curley
New York State Department of Environmental Conservation
Division of Environmental Remediation
625 Broadway
Albany, New York 12233-7258

Subject:
Response to NYSDEC Comments on the Annual Vapor Intrusion Study Report for the Solvent Dock Area
Former Lockheed Martin French Road Facility
525 French Road, Utica, New York

Date:
July 15, 2011

Contact:
Jeffrey J. Bonsteel

Phone:
518.452.7826 x19

Email:
jeffrey.bonsteel@arcadis-us.com

Our reference:
NJ001029.0001

Dear Ms. Curley:

ARCADIS (on behalf of the Lockheed Martin Corporation) has reviewed the comments provided in the letter dated 8 June 2011 prepared by the New York State Department of Environmental Conservation (NYSDEC) on the previously submitted Annual Vapor Intrusion Study report for the Solvent Dock Area (VI Report) associated with the former Lockheed Martin French Road facility in Utica, New York. This letter responds directly to those specific comments provided in NYSDEC's letter.

Comment No. 1. Section 5.3 references chemical contaminant levels and comparison to OSHA PEL values. It should be noted that OSHA PEL values should only be applied when the chemical of concern is actively in use by the building tenant. The 2011 Annual Vapor Intrusion Study Report indicates that Con-Med has submitted a list of compounds used at the facility, and this list does not include trichloroethene.

Response to Comment No. 1. Lockheed Martin will continue to request an updated chemical list from ConMed as part of future vapor monitoring at the site, as well as complete a chemical inventory independent of that provided by ConMed. The United States Environmental Protection Agency Regional Screening Levels (RSLs) will rather be compared to indoor air concentrations in future reports. This change is been made in the attached, revised report.

Comment No. 2. In Appendix B, the indoor air sampling sheet associated with VMP-4 indicates that a nearby machine was "hissing" during the sampling event. Since this location corresponds to a elevated indoor air sample, Lockheed Martin should evaluate whether this condition may have impacted the sample result.

Response to Comment No. 2. ARCADIS met with representatives of ConMed on June 15, 2011 and discussed the machine that was noted as "hissing" in the vicinity of sample location VMP-4 during the 2011 sampling event. According to ConMed, that sound was very likely the pressure release of pneumatic air from one of the molding room machines. This pneumatic air does not contain any chemical constituents (it is "clean air"), and therefore would not have had any effect on the indoor air sample result from VMP-4.

Comment No. 3. As discussed during the conference call on May 26, the co-located sub slab/indoor air sample data evaluation does not consider air "mixing" within the occupied spaces. Lockheed Martin should determine whether local or building-wide air handling systems may have influenced indoor air results. Discussion and consideration of air mixing should be added to this report.

Response to Comment No. 3. ARCADIS met with representatives of ConMed on June 15, 2011 and discussed the operations of their HVAC system, and any air "mixing" which they may be aware of based on their daily operations. ConMed reported that while they maintain control on temperature and humidity within their molding facility, that there is no control limiting movement of air between rooms or areas of the facility (that is, there are no formal clean rooms or positively pressured rooms within their facility). The HVAC system allows for the free movement and mixing of air within their facility. Additionally, their HVAC system in the area of the molding facility (and in the area of VI concerns) contain "economizers" which regulate the contribution of clean air into the facility. ConMed estimates that, at any given time in the molding facility, 60% of the contribution to indoor air from the HVAC is from exterior air. ConMed also estimates that they have approximately 50 air handlers as part of the HVAC system for the entire facility.

In addition, ConMed has reported to ARCADIS that their smock inventory (worn by manufacturing personnel within the molding facility and other areas of the site building) are routinely laundered by a dry cleaner. Studies reviewed by ARCADIS also suggest that the constituents detected in indoor air at ConMed (including PCE, TCE and their daughter products) can be present as a result of dry cleaned clothing, as well as other consumer products, building materials, or outdoor air sources. ConMed's most recent chemical inventory list (update 6-8-11) continues to indicate chemicals of concern identified in indoor air (notably TCE) are not used by ConMed. Methylene chloride and isopropyl alcohol (which are also identified in indoor air) are actively used by ConMed.

Based on the significant introduction of outdoor air, the free movement of air within the facility, the absence or lack of continuity between concentrations observed at sample locations inside of the facility, the potential contribution of dry cleaning or other background sources, lower relative concentrations of constituents in sub-slab

soil gas at locations where co-located indoor air samples reflect detections, and the continual operation of the sub-slab depressurization system (SSDS), Lockheed Martin continues to associate detections of constituents in indoor air with background sources, and unrelated to concentrations detected in sub-slab soil gas.

Per your request, the above discussion of air mixing has been added to the revised report in Section 5.4.

Comment No. 4. SSDS piping within the building should be leak checked periodically to ensure chemical contaminants are not being released to the indoor air within the building.

Response to Comment No. 4. Lockheed Martin will implement an annual leak detection check as part of the annual operations and maintenance (O&M) program. This would be achieved by using ultrasonic testing equipment to detect leaks in the system piping, and is consistent with the leak detection completed as part of system installation and start-up. In addition, the existing O&M program contains a programmed system function that detects significant changes in air flow or applied vacuum outside of normal operating range. Conditions outside of the norm would cause an alarm condition, immediately notifying Lockheed Martin of the failure. It should be noted that any failure of SSDS piping would result in the collection of ambient (indoor) air into the SSDS (as the lines are under vacuum), and would not result in a release of chemical contaminants to indoor air.

Feel free to contact us if you have any additional questions or comments regarding this letter.

Sincerely,

ARCADIS of New York, Inc.



Jeffrey J. Bonsteel
Associate Project Manager

Copies:
Mr. Gregory A. Rys, NYSDOH Herkimer
Mr. Charles Trione, Lockheed Martin

Mr. James Zigmont, CDM
Mr. Richard Zigenfus, ConMed
Mr. Peter Milionis, ARCADIS
Ms. Dale Truskett, Lockheed Martin
Ms. Kay Armstrong, Armstrong & Associates
Ms. Ginny Robbins, Bond, Schoeneck & King
Mr. Richard Zigenfus, ConMed
File

ARCADIS
Infrastructure · Water · Environment · Buildings

Imagine the result

LOCKHEED MARTIN

Annual Vapor-Intrusion Study Report for the Solvent Dock Area

Former Lockheed Martin French Road Facility
Utica, New York

April 2011 (Revised July 2011)

ARCADIS

Jeffrey Bonsteel
Project Scientist

Nadine Weinberg
Principal Scientist

Christopher J. Motta, C.P.G.
Project Manager

Annual Vapor-Intrusion Study Report for the Solvent Dock Area

Former Lockheed Martin
French Road Facility
Utica, New York

Prepared for:
Lockheed Martin Corporation

Prepared by:
ARCADIS
465 New Karner Road
Suite 2
Albany
New York 12205-3839
Tel 518.452.7826
Fax 518.452.7086

Our reference:
NJ001029.0001

Date:
April 28, 2011(Revised July 15, 2011)

This document is intended only for the use of the individual or entity for which it was prepared and may contain information that is privileged, confidential and exempt from disclosure under applicable law. Any dissemination, distribution or copying of this document is strictly prohibited.

ARCADIS

Table of Contents

Acronyms and Abbreviations iii

1. Introduction **1**

2. Previous Vapor-Intrusion Sampling **1**

3. Interim Corrective Measure: Sub-Slab Depressurization System **3**

4. Sampling Approach **4**

4.1 Introduction 4

4.2 Sub-Slab Soil Gas Sampling 4

4.3 Indoor Sampling 4

5. Results and Findings **5**

5.1 Introduction 5

5.2 Data Evaluation Using NYSDOH Matrices 6

5.3 Comparison to Air Guideline and USEPA Regional Screening Levels (RSLs) 7

5.4 Review of Air Mixing Potential 8

5.5 Comparison with Historical Data 9

5.6 Summary and Conclusions 10

6. References **11**

Table of Contents

Tables

Table 1	Concentrations of Volatile Organic Compounds in Sub-Slab Soil Gas Collected in January 2011
Table 2	Concentrations of Volatile Organic Compounds in Indoor Air Collected in January 2011
Table 3	Summary of Constituents Detected in Sub-Slab Soil Gas and Indoor Air
Table 4	Matrix Evaluation of VI Data
Table 5	Comparison of Constituents in Indoor Air to NYSDOH Air Guidelines and USEPA Regional Screening Levels for Industrial Air
Table 6	Comparison of 2009, 2010, and 2011 Actions Using NYSDOH Matrices

Figures

Figure 1	Site Location Map
Figure 2	Site Plan and System Layout
Figure 3	January 2011 Sub-Slab/Indoor-Air Sample Locations and Analytical Results

Appendices

A	Historical Data Summary
B	Sub-Slab Soil-Gas and Indoor-Air Sampling Logs
C	Analytical Laboratory Results
D	Data-Usability Summary Report

ASP	“Analytical Services Protocol”
CVOC	chlorinated volatile organic compound
ICM	interim corrective-measure
NYS	New York State
NYSDEC	New York State Department of Environmental Conservation
NYSDOH	New York State Department of Health
PCE	tetrachloroethene
QA/QC	quality assurance/quality control
RSL	regional screening levels
SDS	sub-slab-depressurization sump
SSDS	sub-slab depressurization system
TCE	trichloroethene
USEPA	United States Environmental Protection Agency
VI	vapor intrusion
VMP	vapor-monitoring point
VOC	volatile organic compound
VPGAC	vapor-phase granular activated-carbon

ARCADIS

Annual Vapor-Intrusion Study Report for the Solvent Dock Area

Former Lockheed Martin
French Road Facility
Utica, New York

1. Introduction

On behalf of Lockheed Martin Corporation (Lockheed Martin), ARCADIS has prepared this *Annual Vapor-Intrusion Study Report for the Solvent Dock Area* (VI report) to present the results of a January 24-25, 2011 sub-slab soil-vapor and indoor-air sampling event at the former Lockheed Martin French Road Facility in Utica, New York (site; see Figure 1). A sub-slab depressurization system (SSDS) has been in operation in selected areas since July 2008 as an interim corrective measure (ICM). The goal of the SSDS is to prevent elevated chlorinated volatile organic compound (CVOC) vapors detected below the concrete slab of the northeast corner of the main ConMed Corporation (ConMed) manufacturing building from entering indoor air. This is accomplished by creating a negative pressure under the slab to vacuum the contaminated vapors away from indoor air. The ICM was implemented as proposed in the *Draft Revised Work Plan for the Interim Corrective Measure* (ARCADIS 2008a). Sampling was conducted at the site to evaluate current soil-gas and indoor-air quality. Specifically, this VI report presents the sampling methodology, sampling results, and an evaluation of the results of sampling at the ConMed facility after the continued operation of the ICM. Previous vapor-intrusion sampling at the site is summarized in the following section.

2. Previous Vapor-Intrusion Sampling

Beginning in February 2006, sub-slab soil-gas samples were collected at multiple locations inside the ConMed building and above the area of known groundwater contamination. Analytical results from this sampling event indicated the presence of elevated CVOCs in the soil-gas beneath the ConMed building, as presented in the *Vapor-Intrusion Study Report* (Earth Tech 2006). However, the source of impacts observed in indoor-air samples, at that time could not be determined due to the use inside the building of materials containing volatile organic compounds (VOCs) as identified within a chemical inventory completed by EarthTech. The locations where elevated CVOCs in the sub surface soil-gas were detected did not correlate with locations where indoor air concentrations were observed. Although a correlation could not be established, concentrations of CVOCs in sub-slab soil-gas samples were greater than New York State Department of Health (NYSDOH) guidance levels that trigger mitigation measures (in accordance with NYSDOH's then-current *Public-Comment Draft, Guidance for Evaluating Soil-Vapor Intrusion in the State of New York, February 2005*).

In April 2007, ARCADIS collected co-located sub-slab soil-gas and indoor-air samples in the eastern portion of the building. Based on these results, ARCADIS (2007b) recommended re-sampling sub-slab soil gas at two locations (sample locations SS-1 and SS-2, which are indicated on Figure A-1 of Appendix A) and installation of a sub-slab depressurization system.

On October 2, 2007, ARCADIS sampled sub-slab soil-gas at the two locations (SS-1 and SS-2; data for which are included within the historical data summary of Appendix A). This sampling was conducted to confirm the results of previous sub-slab soil-gas sampling. On November 14–15, 2007, additional sub-slab soil-gas and indoor-air sampling was conducted at the ConMed facility to:

- Confirm previous results;
- Better understand sub-slab soil-gas and background conditions; and
- Further define areas in the building that should be mitigated as part of the planned ICM for the ConMed facility.

Results of this study were submitted to NYSDEC in the *Addendum to the Vapor-Intrusion Study Report for the Solvent Dock Area* (ARCADIS 2008b). The results of this sampling event identified elevated trichloroethene (TCE) in sub-slab soil-gas and indoor-air at concentrations that could warrant mitigation along the eastern/northeastern side of the ConMed facility, in accordance with *Guidance for Evaluating Soil-Vapor Intrusion in the State of New York, October 2006* (VI guidance; NYSDOH 2006).

In August 2009, 14 paired sub-slab soil-gas and indoor-air post vapor-mitigation samples were collected to evaluate the soil -gas and indoor-air quality. The SSDS was operational during the sampling period. The results of this sampling event were submitted to NYSDEC in the Annual Post-Mitigation Vapor-Intrusion Study Report for the Solvent Dock Area (ARCADIS 2010). The sampling confirmed that the SSDS was mitigating sub-slab soil gas concentrations of site-related VOCs, but also confirmed the need for additional mitigation at one sampling location (location VMP-3A, as indicated on the historical tables and figure included as Appendix A). This area was targeted for application of additional vacuum as part of the upgraded SSDS design and installation.

In January 2010, sub-slab soil-gas and indoor-air were sampled at 12 locations at the ConMed facility to evaluate soil-gas and indoor-air quality. Results of this sampling event indicated that, except for an area associated with SDS-3 (Figure 2), sub-slab

soil-gas concentrations of site-related VOCs (including TCE and tetrachloroethene (PCE) were reduced relative to the previous sampling round.

A summary of data collected in these previous investigations is included as Appendix A, including a table listing the analytical results for all samples, a figure showing the sampling locations, and a figure showing post-mitigation sub-slab and indoor air quality.

3. Interim Corrective Measure: Sub-Slab Depressurization System

A vapor-mitigation system (i.e., the SSDS) began operations in July 2008. The primary objective of the SSDS is to maintain a negative pressure (i.e., a vacuum) below the building slab relative to the air pressure in the building above the slab, thereby reducing the potential migration (intrusion) of vapors into the building. In order to achieve an effective negative gradient across the concrete slab, soil vapors are extracted from the subsurface and conveyed through carbon treatment to the atmosphere outside the building. This minimizes the potential migration of VOCs from sub-slab soil gas to indoor air.

The original SSDS included three sub-slab-depressurization sumps (SDSs), a regenerative-vacuum blower, effluent-air treatment via vapor-phase granular activated-carbon (VPGAC), and associated piping. The system layout is included in Figure 2.

Operation, maintenance and monitoring (OM&M) activities of the SSDS during 2009 indicated that the interim corrective measure (ICM) SSDS was not meeting operational goals (specifically in the area north of SDS-1 and west of SDS-3), thereby requiring system expansion and modification. In September 2010, SSDS upgrade activities (which included the installation of four additional depressurization sump locations, as well as upgrades to other major components of the system) were initiated. The purpose of these upgrades was to expand capture of sub-slab vapor from areas of the Site not currently being mitigated by the system. System upgrades have been installed and are presently undergoing startup and testing review.

The enhanced system, when operating under designed conditions, consists of seven SDSs (SDS-1 through SDS-7) operating under vacuum below the building slab.

4. Sampling Approach

4.1 Introduction

To evaluate the current quality of soil -gas and indoor-air, 14 paired sub-slab soil-gas and indoor-air samples, as well as one duplicate sub-slab soil-gas sample and one duplicate indoor-air sample, were collected in January 2011.

The SSDS operated under normal conditions during sampling. Sampling methods used for the co-located sub-slab soil-gas samples and indoor-air samples are discussed below. Sampling locations are shown in Figure 2. Sampling logs are provided in Appendix B.

4.2 Sub-Slab Soil Gas Sampling

ARCADIS collected samples from 14 permanent points (Vacuum Monitoring Points VMP-1B, VMP-2B, VMP-2C, VMP-3A, VMP-3B, VMP-3D, VMP-3E, VMP-4, VMP-5A, VMP-5B, VMP-6, VMP-6A, VMP-7, and VMP-7A) previously installed to monitor the pressure differential under the slab. At each of these points, new Teflon® tubing was attached between the sampling port and the SUMMA® canister using a Swagelok® fitting.

All samples were collected in 1-liter SUMMA® canisters pre-set by the laboratory to draw soil vapor at a flow rate of no more than approximately 2.1-milliliters per minute. Samples were collected over an approximately 8-hour sampling period. The valve on the SUMMA® canister was closed when approximately 5-inches of mercury vacuum were left in the canister, leaving a vacuum in the canister as a means for the laboratory to verify that the canister did not leak during transit. Samples were submitted to Centek Laboratories (Centek) in Syracuse, New York for laboratory analysis in accordance with United States Environmental Protection Agency (USEPA) “Compendium Method TO-15.”

4.3 Indoor Sampling

Indoor-air samples were collected in general accordance with the methods described in the *Vapor-Intrusion Work Plan – Revised* (Lockheed Martin 2005) and the NYSDOH VI guidance (NYSDOH 2006), and as described above for sub-slab samples. The indoor air sample canisters were exposed to room air at approximately three feet above the

floor over the same time frame as collection of the sub-slab soil-vapor samples at each VMP location.

5. Results and Findings

5.1 Introduction

This section presents the results of the January 2011 sub-slab soil-gas and indoor-air sampling event. This evaluation focuses on comparing the paired-sample results to the matrices presented in the VI guidance (NYSDOH 2006). ARCADIS did not conduct a site reconnaissance for chemical inventory purposes as part of this VI sampling event.

Sub-slab soil-gas results are presented in Table 1; indoor-air results are presented in Table 2. Table 3 summarizes the data, including the frequency of detection and minimum- and maximum-detected concentrations for each constituent. Figure 3 presents the analytical results for PCE and TCE in both sub-slab soil-gas and indoor-air samples.

Complete analytical results from the January 2011 sampling event are provided in Appendix C. Data packages were provided by the laboratory and prepared as New York State (NYS) “Analytical Services Protocol” (ASP) “Category B” deliverables. A *Data-Usability Summary Report* (included as Appendix D) was completed in accordance with NYSDEC Draft DER-10 (*Technical Guidance for Site Investigation and Remediation* (December 2002)).

The project data-validator reviewed the usability of the analytical data, including determining if the data were accurate, precise, representative, complete, and comparable. Valid data are data for which all quality assurance/quality control (QA/QC) review criteria have been met and are acceptable. Data were characterized as usable where QA/QC parameters were marginally outside acceptable limits (e.g., sample holding-times were slightly exceeded), such that the data may be questionable, but still usable within limitation. Unusable data are data observed to have gross errors or analytical interference that would render the data invalid for any purpose. All data reviewed are considered usable based on validation as described above.

Sub-slab soil-gas and indoor-air data from the January 2011 sampling event were evaluated using the following steps:

1. Sub-slab soil-gas and indoor-air data evaluated using the matrices provided in the VI guidance (NYSDOH 2006).
2. Concentrations detected in indoor air compared to applicable NYSDOH air guideline values provided in the VI guidance (NYSDOH 2006) and USEPA Regional Screening Levels (RSLs) for Industrial Air (USEPA 2011).
3. Results from the 2011 sampling event compared to results from co-located samples collected in August 2009 and January 2010.

These evaluation steps are described in the following sections.

5.2 Data Evaluation Using NYSDOH Matrices

The first step in the evaluation is to compare the sub-slab soil-gas and indoor-air results to the matrices presented in the VI guidance (NYSDOH 2006; Table 4). Indoor-air data were considered in conjunction with the sub-slab soil-gas data.

Matrix-1 applies to carbon tetrachloride, TCE, and vinyl chloride. Matrix-2 applies to 1,1-dichloroethene, cis-1,2-dichloroethene, PCE, and 1,1,1-trichloroethane. Table 4 compares the indoor-air and sub-slab soil-gas results to the matrix-recommended action. The matrices allow for five different options or actions:

- No further action;
- Take reasonable and practical actions to identify source(s) and reduce exposures (i.e., concentration is likely associated with background);
- Monitor;
- Monitor/mitigate; and
- Mitigate.

As presented in Table 4, 14 sub-slab soil-gas samples (plus one duplicate sample) and 14 indoor-air samples (plus one duplicate sample) were collected from 14 locations as part of the January 2011 sampling. Sub-slab soil-gas and indoor-air results were used together to generate recommended actions based on the NYSDOH decision matrices.

One location (VMP-7A) is assigned a mitigation designation under the NYSDOH guidance. This location is in proximity to a newly-installed SDS (identified as SDS-7), which was installed as a component of the system upgrades described above. Vacuum measurements at location VMP-7A will continue to be collected as part of scheduled

OM&M activities of the expanded system, and will be used to monitor the effectiveness of mitigating VMP-7A, as well as provide information to adjust applied vacuum at SDS-7, as necessary.

One location (VMP-2B) is assigned a monitoring designation under NYSDOH guidance due to concentrations of TCE in sub-slab soil gas and indoor air. This location is already under the influence of an existing SSDS extraction point (SDS-2) and will continue to be monitored during 2011 as part of routine OM&M activities.

At the remaining 12 paired sample locations, NYSDOH matrices indicate that (depending on the compound) either no further vapor-intrusion action is necessary or that reasonable and practical actions should be implemented to identify sources(s) and reduce exposures. For the latter case, this generally indicates that a background source (unrelated to sub-slab soil gas) may be present.

ConMed has provided a list of chemicals that it uses as part of its operations to Lockheed Martin for review. The chemicals of concern identified in indoor air (notably TCE) are not included on the list provided by ConMed. Nonetheless, the data as evaluated using the NYSDOH matrices suggest that a background source may be present.

5.3 Comparison to Air Guideline and USEPA Regional Screening Levels (RSLs)

In addition to using the decision matrices, constituents detected in indoor air were compared to the VI guidance (NYSDOH 2006) and USEPA RSLs. NYSDOH indoor-air guideline values are available for three of the VOCs under evaluation: methylene chloride, TCE, and PCE. Table 5 compares constituents detected in indoor air to these guideline values for air. Note that the indoor-air guidelines are designed for comparison with indoor constituents derived from sub-slab vapor intrusion. However, in most cases, indoor air levels for these compounds are near equal to or exceed companion sub-slab data, indicating that indoor-air levels of these constituents are likely derived from indoor sources within the facility. In these instances, comparison of indoor-air sampling results with indoor-air guidelines is a conservative measure. Table 5 indicates that TCE is present in indoor air above its respective NYSDOH guideline for location VMP-4. As this location's sub-slab soil-vapor levels are below the indoor air levels, the presence of TCE at this location may be due to a background source. Methylene chloride was detected in indoor air at concentrations greater than its air-guideline value (60 micrograms per cubic meter [µg/m^3]) in 8 of 14 samples. However, a comparison of indoor air levels to soil-vapor levels does not suggest that methylene

chloride is derived from a sub-slab source. As stated above, ConMed has provided a list of chemicals that they currently use as part of their operations to Lockheed Martin for review. Select chemicals of concern identified in indoor air are not included on the list provided by ConMed. Methylene chloride, however, is included on that list. Although TCE is not included, the data (as evaluated using the NYSDOH matrices) suggests that a background source may be present.

Sample locations VMP-7A and VMP-2B are assigned the category of requiring mitigation or monitoring, per NYSDOH matrices respectively, based on sub-slab soil-vapor levels of TCE. Indoor air levels detected at locations VMP-7A and VMP-2B, if derived from higher TCE levels in sub-slab soil-vapor, are below TCE indoor-air guidelines. As noted, sub-slab soil-vapor and indoor air levels will continue to be monitored in conjunction with operation of the upgraded SSDS.

To further evaluate the indoor-air results, data were compared to USEPA RSLs (Table 5). The VI-derived indoor-air guidelines (NYSDOH 2006) were not designed to address current workplace exposures associated with active manufacturing processes; as such the USEPA has developed regional screening levels (RSLs) which are risk-based considering exposure assumptions and chemical-specific toxicity values for reference. The comparison indicates that detected indoor-air concentrations are less than the USEPA RSLs, with the exception of 1,4-dichlorobenzene, methylene chloride, and TCE. 1,4-Dichlorobenzene has not historically been detected in groundwater at the site, and methylene chloride is actively used by ConMed (as indicated in their list of chemicals). Similar to the comparison to the NYSDOH Air Guideline Value, the indoor air concentration of TCE at location VMP-4 is above the RSL. However, as noted above, the sub-slab soil-vapor level for TCE is below the indoor air level at this location, indicating that the presence of TCE may be due to a background source.

5.4 Review of Air Mixing Potential

ARCADIS met with representatives of ConMed on June 15, 2011 and discussed the operations of their HVAC system, and any air “mixing” which they may be aware of based on their daily operations. ConMed reported that while they maintain control on temperature and humidity within their molding facility, that there is no control limiting movement of air between rooms or areas of the facility (that is, there are no formal clean rooms or positively pressured rooms within their facility). The HVAC system allows for the free movement and mixing of air within their facility. Additionally, their HVAC system in the area of the molding facility (and in the area of VI concerns) contain “economizers” which regulate the contribution of clean air into the facility.

ConMed estimates that, at any given time in the molding facility, 60% of the contribution to indoor air from the HVAC is from exterior air. ConMed also estimates that they have approximately 50 air handlers as part of the HVAC system for the entire facility.

In addition, ConMed has reported to ARCADIS that their smock inventory (worn by manufacturing personnel within the molding facility and other areas of the site building) are routinely laundered by a dry cleaner. Studies reviewed by ARCADIS also suggest that the constituents detected in indoor air at ConMed (including PCE, TCE and their daughter products) can be present as a result of dry cleaned clothing, as well as other consumer products, building materials, or outdoor air sources. ConMed's most recent chemical inventory list (update 6-8-11) continues to indicate chemicals of concern identified in indoor air (notably TCE) are not used by ConMed. Methylene chloride and isopropyl alcohol (which are also identified in indoor air) are actively used by ConMed.

Based on the significant introduction of outdoor air, the free movement of air within the facility, the absence or lack of continuity between concentrations observed at sample locations inside of the facility, the potential contribution of dry cleaning or other background sources, lower relative concentrations of constituents in sub-slab soil gas at locations where co-located indoor air samples reflect detections, and the continual operation of the SSDS, Lockheed Martin continues to associate detections of constituents in indoor air with background sources, and unrelated to concentrations detected in sub-slab soil gas.

5.5 Comparison with Historical Data

Matrix results for 2009, 2010, and 2011 sub-slab soil-vapor and indoor-air sampling data are compared per sampling location in Table 6. Overall, matrix results based on sub-slab soil-gas and indoor air concentrations have remained consistent since 2009, with three exceptions. Location VMP-3A was classified for TCE as "mitigate" in both 2009 and 2010, but concentrations have since decreased, resulting in a 2011 classification of "background". Location VMP-2B was classified for TCE as "background" for 2009 and 2010, but the 2011 sampling event resulted in an increased classification to "monitor". Location VMP-3D was classified for vinyl chloride as "background" in 2010, but downgraded to "no further action" in 2011. All other matrix decisions remained constant from 2009 to 2011 (Table 6).

5.6 Summary and Conclusions

Sub-slab soil-gas and indoor-air were sampled at 14 locations at the ConMed facility in January 2011 to evaluate current soil-gas. Results of this sampling event indicate that, in regard to TCE and PCE levels, most locations either decreased or remained the same (as compared to 2010 concentrations). Location VMP-2B both showed an increase in sub-slab TCE soil-gas concentrations, while locations VMP-2B and VMP-2C had increases in sub-slab PCE soil-gas concentrations.

For the locations that were previously sampled in 2009 and 2010, indoor-air concentrations of PCE and TCE remained consistent or decreased between January 2010 and January 2011 in all locations with two exceptions. Location VMP-1B showed an increase in indoor-air PCE concentrations from 2010 to 2011, though PCE was not detected in sub-slab soil-gas at this location. Location VMP-4 had an increase in TCE concentration in indoor-air from 2010 to 2011. NYSDOH matrix determinations of the 2011 data assign no further action status to PCE at location VMP-1B; a background determination is assigned to TCE at VMP-4.

Based on the data collected as part of the annual sampling event and performance data from the SSDS, the SSDS is effective at maintaining a negative pressure beneath the building slab and mitigating the potential migration of sub-slab soil vapor to indoor air. There are a few exceptions, including location VMP-7A, which is not currently under vacuum (based on January and February 2011 data) and which requires mitigation per the NYSDOH guidance, and location VMP-2B which is assigned a monitoring designation under NYSDOH guidance but which is already under the influence of an existing SSDS extraction point (SDS-2).

Vacuum measurements at location VMP-7A will continue to be collected as part of scheduled OM&M activities, and will be used to monitor the effectiveness of mitigating VMP-7A, as well as provide information to adjust applied vacuum at SDS-7, as necessary.

6. References

ARCADIS. 2007a. Letter to Mr. Larry Rosenmann, New York State Department of Environmental Conservation, from Jeffrey Bonsteel, ARCADIS. "RE: Supplemental Vapor-Intrusion Study, Work Plan for Interim Corrective Measures, Solvent Dock Area, Former Lockheed Martin, French Road Facility, Utica, New York." March 14.

ARCADIS. 2007b. *Vapor-Intrusion Study Report for the Solvent Dock Area, Former Lockheed Martin French Road Facility, Utica, New York*. August 10.

ARCADIS. 2007c. Letter to Mr. Larry Rosenmann, New York State Department of Environmental Conservation, from Chris Motta, ARCADIS. "RE: Utica Site VI Study of the Solvent Dock Area, Former Lockheed Martin French Road Facility, Utica, New York." October 18.

ARCADIS. 2008a. *Draft Revised Work Plan for the Interim Corrective Measure, Solvent Dock Area, Former Lockheed Martin French Road Facility, Utica, New York*. April 30.

ARCADIS. 2008b. *Addendum to the Vapor-Intrusion Study Report for the Solvent Dock Area, Former Lockheed Martin French Road Facility, Utica, New York*. February 29.

ARCADIS. 2009. *Corrective Measures Study Report, Solvent Dock Area, Former Lockheed Martin French Road Facility, Utica, New York. March*.

ARCADIS. 2010. *Annual Post-Mitigation Vapor-Intrusion Study Report for the Solvent Dock Area, Former Lockheed Martin French Road Facility, Utica, New York. January.*

EarthTech. 2006. Letter to Tina Armstrong, Lockheed Martin Corporation, from Caroline Benedict, Earth Tech, Inc. "RE: Vapor-Intrusion Study, ConMed Facility, French Road, Utica, New York." April 17.

Lockheed Martin. 2005. Letter to Mr. Larry Rosenmann, New York State Department of Environmental Conservation, from Tina Armstrong, Lockheed Martin

Corporation. "RE: Vapor-Intrusion Work Plan— Revised, ConMed Facility, 525 French Road, Utica, New York." June 29.

New York State Department of Health. 2005. *Public Comment Draft, Guidance for Evaluating Soil-Vapor Intrusion in the State of New York*, February 2005.

New York State Department of Health. 2006. *Final— Guidance for Evaluating Soil-Vapor Intrusion in the State of New York*. New York State Department of Health, Center for Environmental Health, Bureau of Environmental Exposure Investigation. October.

United States Environmental Protection Agency. 2011. *Regional Screening Levels (RSL) for Chemical Contaminants at Superfund Sites Summary Table*. June.

ARCADIS

Tables

ARCADIS

Table 1. Concentrations of Volatile Organic Compounds in Sub-Slab Soil Gas Collected in January 2011

Location ID: Date Collected: Area:	Units	VMP-1B 01/25/11 Between Kitting & Molding	VMP-2B 01/25/11 Adjacent to Leadwire Assembly -	VMP-2C 01/25/11 Adjacent to Cable Assembly	VMP-3A 01/25/11 CET Warehouse	VMP-3B 01/24/11 Near Southeast Side of CET Packaging	VMP-3D 01/25/11 Near Southwest Side of Mold Storage	VMP-3E 01/24/11 Mold Storage	VMP-4 01/25/11 Southeast Side of Mold Storage	VMP-5A 01/25/11 Northwest Utica National	VMP-5B 01/25/11 CET Warehouse	VMP-6 01/24/11 Northeast Utica National	VMP-6A 01/24/11 Central Utica National	VMP-7 01/24/11 Between Kitting & Molding	VMP-7A 01/24/11 Southwest Utica National
1,1,1-Trichloroethane	ug/m3	0.83 U	**69 D**	**11**	0.83 U	0.83 U	0.83 U [0.83 U]	0.83 U	0.83 U	0.83 U	0.83 U	0.83 U	**13 D**	0.83 U	**70 D**
1,1,2,2-Tetrachloroethane	ug/m3	1.0 U	1.0 U	1.0 U	1.0 U	1.0 U	1.0 U [1.0 U]	1.0 U	1.0 U	1.0 U	1.0 U	1.0 U	1.0 U	1.0 U	1.0 U
1,1,2-trichloro-1,2,2-trifluoroethane	ug/m3	1.2 U	**3.7**	**2.6**	**0.78 J**	1.2 U	1.2 U [1.2 U]	1.2 U	1.2 U	1.2 U	**0.86 J**	1.2 U	**17 D**	1.2 U	**34 D**
1,1,2-Trichloroethane	ug/m3	0.83 UJ	0.83 UJ	0.83 UJ	0.83 UJ	0.83 UJ	0.83 UJ [0.83 UJ]	0.83 UJ	0.83 UJ	0.83 UJ	0.83 UJ	0.83 UJ	0.83 UJ	0.83 UJ	0.83 UJ
1,1-Dichloroethane	ug/m3	0.62 U	0.62 U	0.62 U	0.62 U	0.62 U	0.62 U [0.62 U]	0.62 U	0.62 U	0.62 U	0.62 U	0.62 U	**0.49 J**	0.62 U	**3.3**
1,1-Dichloroethene	ug/m3	0.60 U	0.60 U	0.60 U	0.60 U	0.60 U	0.60 U [0.60 U]	0.60 U	0.60 U	0.60 U	0.60 U	0.60 U	0.60 U	0.60 U	**3.5**
1,2,4-Trichlorobenzene	ug/m3	1.1 UJ	1.1 UJ	1.1 UJ	1.1 UJ	1.1 UJ	1.1 UJ [1.1 UJ]	1.1 UJ	1.1 UJ	1.1 UJ	1.1 UJ	1.1 UJ	1.1 UJ	1.1 UJ	1.1 UJ
1,2,4-Trimethylbenzene	ug/m3	**7.6**	**4.3**	**6.0 D**	**1.0**	**1.7**	**1.0 [0.95]**	**5.1**	**5.6 JD**	**2.3**	**1.0**	**2.8**	**5.5**	**7.8**	**10**
1,2-Dibromoethane	ug/m3	1.2 U	1.2 U	1.2 U	1.2 U	1.2 U	1.2 U [1.2 U]	1.2 U	1.2 U	1.2 U	1.2 U	1.2 U	1.2 U	1.2 U	1.2 U
1,2-Dichloro-1,1,2,2-tetrafluoroethane	ug/m3	1.1 U	1.1 U	1.1 U	1.1 U	1.1 U	1.1 U [1.1 U]	1.1 U	1.1 U	1.1 U	1.1 U	1.1 U	1.1 U	1.1 U	1.1 U
1,2-Dichlorobenzene	ug/m3	0.92 U	0.92 U	0.92 U	0.92 U	0.92 U	0.92 U [0.92 U]	0.92 U	0.92 U	0.92 U	0.92 U	0.92 U	0.92 U	0.92 U	0.92 U
1,2-Dichloroethane	ug/m3	0.62 U	0.62 U	0.62 U	0.62 U	0.62 U	0.62 U [0.62 U]	0.62 U	0.62 U	0.62 U	0.62 U	0.62 U	0.62 U	0.62 U	0.62 U
1,2-Dichloropropane	ug/m3	0.70 U	0.70 U	0.70 U	0.70 U	0.70 U	0.70 U [0.70 U]	0.70 U	0.70 U	0.70 U	0.70 U	0.70 U	0.70 U	0.70 U	0.70 U
1,3,5-Trimethylbenzene	ug/m3	**1.6**	**1.0**	**2.0**	0.75 U	**0.80**	0.75 U [0.75 U]	**1.2**	**2.6**	**0.70 J**	0.75 U	**0.80**	**1.4**	**1.4**	**2.2**
1,3-Butadiene	ug/m3	0.34 U	0.34 U	0.34 U	0.34 U	0.34 U	0.34 U [0.34 U]	0.34 U	0.34 U	0.34 U	0.34 U	0.34 U	0.34 U	0.34 U	0.34 U
1,3-Dichlorobenzene	ug/m3	0.92 U	0.92 U	0.92 U	0.92 U	0.92 U	0.92 U [0.92 U]	0.92 U	0.92 U	0.92 U	0.92 U	0.92 U	0.92 U	0.92 U	0.92 U
1,4-Dichlorobenzene	ug/m3	**0.73 J**	0.92 U	0.92 U	**4.4**	**4.6**	**0.73 J [0.67 J]**	0.92 U	0.92 U	**23 D**	**3.9**	**8.0**	**2.3**	**0.92**	0.92 U
1,4-Dioxane	ug/m3	1.1 U	1.1 U	1.1 U	1.1 U	1.1 U	1.1 U [1.1 U]	1.1 U	1.1 U	1.1 U	1.1 U	1.1 U	1.1 U	1.1 U	1.1 U
2,2,4-Trimethylpentane	ug/m3	0.71 U	0.71 U	0.71 U	0.71 U	0.71 U	0.71 U [0.71 U]	0.71 U	0.71 U	0.71 U	0.71 U	0.71 U	0.71 U	0.71 U	0.71 U
2-Butanone	ug/m3	0.90 U	0.90 U	0.90 U	0.90 U	0.90 U	0.90 U [0.90 U]	0.90 U	0.90 U	**6.9**	0.90 U	**3.1**	**2.3**	**8.6 D**	**2.2**
2-Hexanone	ug/m3	1.2 U	1.2 U	1.2 U	1.2 U	1.2 U	1.2 U [1.2 U]	1.2 U	1.2 U	1.2U	1.2 U	1.2 U	1.2 U	1.2 U	1.2 U
3-Chloropropene	ug/m3	0.48 U	0.48 U	0.48 U	0.48 U	0.48 U	0.48 U [0.48 U]	0.48 U	0.48 U	0.48 U	0.48 U	0.48 U	0.48 U	0.48 U	0.48 U
4-Ethyltoluene	ug/m3	**1.4**	**0.55 J**	**1.6**	0.75 U	0.75 U	0.75 U [0.75 U]	**1.1**	**2.3**	0.75 U	0.75 U	**0.60 J**	**0.80**	**1.2**	**1.6**
4-Methyl-2-pentanone	ug/m3	1.2 U	1.2 U	1.2 U	1.2 U	1.2 U	1.2 U [1.2 U]	1.2 U	1.2 U	1.2 U	1.2 U	1.2 U	1.2 U	1.2 U	1.2 U
Acetone	ug/m3	**9.9 D**	**4.8**	**9.7 D**	**22 D**	**29 D**	**8.2 D [7.8 D]**	**6.9 D**	**9.1 D**	**43 D**	**19 D**	**31 D**	**19 D**	**23 D**	**5.1 JD**
Benzene	ug/m3	**1.3**	0.49 U	**0.58**	**0.84**	**1.0**	**0.94 [0.94]**	**0.94**	**1.3**	**1.2**	**0.88**	**1.0**	**0.62**	**1.6**	**0.49**
Benzyl Chloride	ug/m3	0.88 UJ	0.88 UJ	0.88 UJ	0.88 UJ	0.88 UJ	0.88 UJ [0.88 UJ]	0.88 UJ	0.88 UJ	0.88 UJ	0.88 UJ	0.88 UJ	0.88 UJ	0.88 UJ	0.88 UJ
Bromodichloromethane	ug/m3	1.0 U	1.0 U	1.0 U	1.0 U	1.0 U	1.0 U [1.0 U]	1.0 U	1.0 U	1.0 U	1.0 U	1.0 U	1.0 U	1.0 U	1.0 U
Bromoform	ug/m3	1.6 U	1.6 U	1.6 U	1.6 U	1.6 U	1.6 U [1.6 U]	1.6 U	1.6 U	1.6 U	1.6 U	1.6 U	1.6 U	1.6 U	1.6 U
Bromomethane	ug/m3	0.59 U	0.59 U	0.59 U	0.59 U	0.59 U	0.59 U [0.59 U]	0.59 U	0.59 U	0.59 U	0.59 U	0.59 U	0.59 U	0.59 U	0.59 U
Carbon Disulfide	ug/m3	0.47 U	**0.76**	**0.73**	0.47 U	0.47 U	0.47 U [0.47 U]	0.47 U	0.47 U	**1.8**	**0.92**	**0.32 J**	**0.44 J**	**0.63**	**1.9**
Carbon Tetrachloride	ug/m3	**0.32 J**	**0.32 J**	**0.26 J**	**0.38 J**	**0.38 J**	**0.32 J [0.32 J]**	**0.38 J**	**0.32 J**	**0.26 J**	**0.32 J**	**0.32 J**	**0.32 J**	**0.38 J**	**0.96 U**
Chlorobenzene	ug/m3	**0.89**	0.70 U	**0.47 J**	0.70 U	0.70 U	0.70 U [0.70 U]	0.70 U	**1.2**	0.70 U	0.70 U	0.70 U	0.70 U	0.70 U	0.70 U
Chloroethane	ug/m3	0.40 U	0.40 U	0.40 U	0.40 U	0.40 U	0.40 U [0.40 U]	0.40 U	0.40 U	0.40 U	0.40 U	0.40 U	0.40 U	0.40 U	0.40 U
Chloroform	ug/m3	0.74 U	**0.89**	**4.5**	0.74 U	0.74 U	0.74 U [0.74 U]	0.74 U	0.74 U	0.74 U	0.74 U	0.74 U	**1.4**	0.74 U	**16 D**
Chloromethane	ug/m3	**0.71**	0.31 U	**0.40**	**0.67**	**0.65**	**0.73 [0.55]**	**0.80**	**0.82**	**0.88**	**0.65**	**0.61**	**0.42**	**0.73**	0.31 U
cis-1,2-Dichloroethene	ug/m3	0.60 U	0.60 U	0.60 U	0.60 U	0.60 U	0.60 U [0.60 U]	0.60 U	0.60 U	0.60 U	0.60 U	0.60 U	0.60 U	0.60 U	**0.48 J**
cis-1,3-Dichloropropene	ug/m3	0.69 U	0.69 U	0.69 U	0.69 U	0.69 U	0.69 U [0.69 U]	0.69 U	0.69 U	0.69 U	0.69 U	0.69 U	0.69 U	0.69 U	0.69 U
Cyclohexane	ug/m3	**10 D**	0.52 U	**4.9**	**1.5**	**1.8**	0.52 U **[1.6]**	0.52 U	**9.0 D**	**1.6**	**1.1**	**1.8**	**2.9**	**6.8**	**0.66**
Dibromochloromethane	ug/m3	1.3 U	1.3 U	1.3 U	1.3 U	1.3 U	1.3 U [1.3 U]	1.3 U	1.3 U	1.3 U	1.3 U	1.3 U	1.3 U	1.3 U	1.3 U
Dichlorodifluoromethane	ug/m3	**2.0 J**	**33 JD**	**2.2 J**	**2.0 J**	**2.1 J**	**2.1 J [1.9 J]**	**2.3 J**	**2.4 J**	**1.9 J**	**2.1 J**	**2.0 J**	**2.0 J**	**2.1 J**	**2.1 J**
Ethyl acetate	ug/m3	0.92 U	0.92 U	0.92 U	**1.2**	0.92 U	0.92 U [0.92 U]	0.92 U	0.92 U	**7.9 D**	0.92 U	0.92 U	0.92 U	0.92 U	0.92 U
Ethylbenzene	ug/m3	**0.71**	**0.66**	**1.7**	0.66 U	**1.2**	**0.62 J [0.44 J]**	**0.93**	**0.88**	**0.79**	**0.49 J**	**0.84**	**1.1**	**2.7**	**2.0**
Heptane	ug/m3	**5.4 JD**	0.62 U	**2.9**	**1.4**	**3.2**	**3.2 [3.2]**	**12 D**	**6.8**	**3.0**	**1.1**	**2.6**	0.62 U	**3.4**	**0.75**
Hexachlorobutadiene	ug/m3	1.6 UJ	1.6 UJ	1.6 UJ	1.6 UJ	1.6 UJ	1.6 UJ [1.6 UJ]	1.6 UJ	1.6 UJ	1.6 UJ	1.6 UJ	1.6 UJ	1.6 UJ	1.6 UJ	1.6 UJ
Isopropyl alcohol	ug/m3	**150 JD**	**3.1 J**	**180 JD**	**490 JD**	**290 JD**	**55 JD [63 JD]**	**15 JD**	**320 JD**	**970 JD**	**460 JD**	**1500 JD**	**980 JD**	**1200 JD**	**41 JD**
m&p-Xylene	ug/m3	**1.6 J**	**2.3 J**	**5.2 J**	**1.3 J**	**1.9 J**	**1.2 J [1.1 J]**	**2.1 J**	**1.9 J**	**2.3 J**	**1.2 J**	**2.1 J**	**3.2 J**	**8.7 J**	**6.9 J**
Methyl tert-butyl ether	ug/m3	0.55 U	0.55 U	0.55 U	0.55 U	0.55 U	0.55 U [0.55 U]	0.55 U	0.55 U	0.55 U	0.55 U	0.55 U	0.55 U	0.55 U	0.55 U
Methylene Chloride	ug/m3	**16 D**	0.53 U	**9.2 D**	**380 D**	**160 D**	**28 D [28 D]**	**5.9**	**20 D**	**190 D**	**320 D**	**800 D**	**620 D**	**850 D**	**35 D**
n-Hexane	ug/m3	**1.1**	0.54 U	**0.64**	**0.97**	**1.1**	**0.97 [0.75]**	**1.8**	**1.3**	**1.7**	**1.2**	**2.0**	**1.8**	**2.5**	**1.2**
o-Xylene	ug/m3	**0.79**	**1.0**	**2.1**	0.66 U	**1.1**	**0.49 J [0.49 J]**	**0.62 J**	**1.1**	**0.66**	0.66 U	**0.75**	**1.1**	**3.1**	**2.6**
Propylene	ug/m3	0.26 UJ	0.26 UJ	0.26 UJ	0.26 UJ	0.26 UJ	0.26 UJ [0.26 UJ]	0.26 UJ	0.26 UJ	0.26 UJ	0.26 UJ	0.26 UJ	0.26 UJ	0.26 UJ	0.26 UJ
Styrene	ug/m3	**2.6**	0.65 U	**1.8**	0.65 U	**7.2**	**2.7 [2.5]**	**1.1**	**4.2**	0.65 U	0.65 U	**0.56 J**	**0.87**	**1.4**	**0.91**
Tetrachloroethene	ug/m3	1.0 U	**90 D**	**11**	1.0 U	1.0 U	1.0 U [1.0 U]	**1.2**	1.0 U	1.0 U	1.0 U	1.0 U	**6.8**	1.0 U	**43 D**
Tetrahydrofuran	ug/m3	0.45 UJ	0.45 UJ	0.45 UJ	**5.9 J**	0.45 UJ	0.45 UJ [0.45 UJ]	0.45 UJ	0.45 UJ	**3.3 J**	**4.7 J**	**11**	**23 JD**	**21 JD**	**5.4 J**
Toluene	ug/m3	**3.4**	**2.2**	**4.3**	**6.6**	**11 D**	**3.2 [3.0]**	**5.8**	**3.9**	**16 D**	**4.1**	**5.8 D**	**4.9**	**8.3 D**	**8.4 D**
trans-1,2-Dichloroethene	ug/m3	0.60 U	0.60 U	**1.5**	0.60 U	0.60 U	0.60 U [0.60 U]	0.60 U	0.60 U	0.60 U	0.60 U	**0.44 J**	**0.73**	**0.56 J**	**1.1**
trans-1,3-Dichloropropene	ug/m3	0.69 UJ	0.69 UJ	0.69 UJ	0.69 UJ	0.69 UJ	0.69 UJ [0.69 UJ]	0.69 UJ	0.69 UJ	0.69 UJ	0.69 UJ	0.69 UJ	0.69 UJ	0.69 UJ	0.69 UJ
Trichloroethene	ug/m3	**0.71 J**	**33 D**	**3.3**	**0.33 J**	**0.60 J**	**0.49 J [0.60 J]**	**1.3**	**2.0**	**0.49 J**	**0.27 J**	**0.49 J**	**4.8**	**0.55 J**	**350 D**
Trichlorofluoromethane	ug/m3	**1.9**	**2.3**	**1.9**	**1.2**	**1.3**	**1.3 [1.1]**	**1.4**	**2.1**	**1.0**	**1.3**	**1.3**	**1.4**	**1.3**	**1.2**
Vinyl Acetate	ug/m3	0.54 U	0.54 U	0.54 U	0.54 U	0.54 U	0.54 U [0.54 U]	0.54 U	0.54 U	0.54 U	0.54 U	0.54 U	**2.6**	**5.3**	0.54 U
Vinyl Bromide	ug/m3	0.67 U	0.67 U	0.67 U	0.67 U	0.67 U	0.67 U [0.67 U]	0.67 U	0.67 U	0.67 U	0.67 U	0.67 U	0.67 U	0.67 U	0.67 U
Vinyl Chloride	ug/m3	0.39 U	0.39 U	0.39 U	0.39 U	0.39 U	0.39 U [0.39 U]	0.39 U	0.39 U	0.39 U	0.39 U	0.39 U	0.39 U	0.39 U	0.39 U

Notes:
Detected concentrations are in **bold font**.
ug/m3 = Micrograms per cubic meter.
[1.0 U] = Duplicate results in brackets.
J = Analyte detected at or below quantitation limits and/or estimated value.
U = Not detected at the reporting limit.
D = Diluted Value

ARCADIS

Table 2. Concentrations of Volatile Organic Compounds in Indoor Air Collected in January 2011

Location ID: / Date Collected: / Area:	Units	VMP-1B 01/25/11 Between Kitting & Molding	VMP-2B 01/25/11 Adjacent to Leadwire Assembly - South	VMP-2C 01/25/11 Adjacent to Cable Assembly	VMP-3A 01/25/11 CET Warehouse	VMP-3B 01/24/11 Near Southeast Side of	VMP-3D 01/25/11 Near Southwest Side of	VMP-3E 01/24/11 Mold Storage	VMP-4 01/24/11 Southeast Side of Mold	VMP-5A 01/25/11 Northwest Utica National	VMP-5B 01/25/11 CET Warehouse	VMP-6 01/24/11 Northeast Utica National	VMP-6A 01/24/11 Central Utica National	VMP-7 01/24/11 Between Kitting & Molding	VMP-7A 01/24/11 Southwest Utica National
1,1,1-Trichloroethane	ug/m3	0.83 U	0.83 U [0.83 U]	0.83 U	0.83 U	0.83 U	0.83 U	0.83 U	0.83 U	0.83 U	0.83 U	0.83 U	0.83 U	0.83 U	0.83 U
1,1,2,2-Tetrachloroethane	ug/m3	1.0 U	1.0 U [1.0 U]	1.0 U	1.0 U	1.0 U	1.0 U	1.0 U	1.0 U	1.0 U	1.0 U	1.0 U	1.0 U	1.0 U	1.0 U
1,1,2-trichloro-1,2,2-trifluoroethane	ug/m3	1.2 U	1.2 U [1.2 U]	1.2 U	1.2 U	1.2 U	1.2 U	1.2 U	1.2 U	1.2 U	1.2 U	1.2 U	1.2 U	1.2 U	1.2 U
1,1,2-Trichloroethane	ug/m3	0.83 UJ	0.83 UJ [0.83 UJ]	0.83 UJ	0.83 UJ	0.83 UJ	0.83 UJ	0.83 UJ	0.83 UJ	0.83 UJ	0.83 UJ	0.83 UJ	0.83 UJ	0.83 UJ	0.83 UJ
1,1-Dichloroethane	ug/m3	0.62 U	0.62 U [0.62 U]	0.62 U	0.62 U	0.62 U	0.62 U	0.62 U	0.62 U	0.62 U	0.62 U	0.62 U	0.62 U	0.62 U	0.62 U
1,1-Dichloroethene	ug/m3	0.60 U	0.60 U [0.60 U]	0.60 U	0.60 U	0.60 U	0.60 U	0.60 U	0.60 U	0.60 U	0.60 U	0.60 U	0.60 U	0.60 U	0.60 U
1,2,4-Trichlorobenzene	ug/m3	1.1 UJ	1.1 UJ [1.1 UJ]	1.1 UJ	1.1 UJ	1.1 UJ	1.1 UJ	1.1 UJ	1.1 UJ	1.1 UJ	1.1 UJ	1.1 UJ	1.1 UJ	1.1 UJ	1.1 UJ
1,2,4-Trimethylbenzene	ug/m3	**9.2**	**8.0 D [8.5 D]**	**9.5 D**	**1.3**	**1.3**	**1.1**	**3.8**	**9.6**	**2.2**	**1.1**	**1.5**	**2.4**	**1.4**	**1.1**
1,2-Dibromoethane	ug/m3	1.2 U	1.2 U [1.2 U]	1.2 U	1.2 U	1.2 U	1.2 U	1.2 U	1.2 U	1.2 U	1.2 U	1.2 U	1.2 U	1.2 U	1.2 U
1,2-Dichloro-1,1,2,2-tetrafluoroethane	ug/m3	1.1 U	1.1 U [1.1 U]	1.1 U	1.1 U	1.1 U	1.1 U	1.1 U	1.1 U	1.1 U	1.1 U	1.1 U	1.1 U	1.1 U	1.1 U
1,2-Dichlorobenzene	ug/m3	0.92 U	0.92 U [0.92 U]	0.92 U	0.92 U	0.92 U	0.92 U	0.92 U	0.92 U	0.92 U	0.92 U	0.92 U	0.92 U	0.92 U	0.92 U
1,2-Dichloroethane	ug/m3	0.62 U	0.62 U [0.62 U]	0.62 U	0.62 U	0.62 U	0.62 U	0.62 U	0.62 U	0.62 U	0.62 U	0.62 U	0.62 U	0.62 U	0.62 U
1,2-Dichloropropane	ug/m3	0.70 U	0.70 U [0.70 U]	0.70 U	0.70 U	0.70 U	0.70 U	0.70 U	0.70 U	0.70 U	0.70 U	0.70 U	0.70 U	0.70 U	0.70 U
1,3,5-Trimethylbenzene	ug/m3	**2.2**	**2.7 [2.6]**	**3.2**	**0.50 J**	**0.55 J**	0.75 U	**0.55 J**	**2.2**	**0.70 J**	**0.50 J**	0.75 U	**0.60 J**	**0.50 J**	0.75 U
1,3-Butadiene	ug/m3	0.34 U	0.34 U [0.34 U]	0.34 U	0.34 U	0.34 U	0.34 U	0.34 U	0.34 U	0.34 U	0.34 U	0.34 U	0.34 U	0.34 U	0.34 U
1,3-Dichlorobenzene	ug/m3	0.92 U	0.92 U [0.92 U]	0.92 U	0.92 U	0.92 U	0.92 U	0.92 U	0.92 U	0.92 U	0.92 U	0.92 U	0.92 U	0.92 U	0.92 U
1,4-Dichlorobenzene	ug/m3	0.92 U	0.92 U [0.92 U]	0.92 U	**3.7**	**1.4**	0.92 U	0.92 U	0.92 U	**34 D**	**6.7**	**7.6**	**3.1**	**3.5**	**2.9**
1,4-Dioxane	ug/m3	1.1 U	1.1 U [1.1 U]	1.1 U	1.1 U	1.1 U	1.1 U	1.1 U	1.1 U	1.1 U	1.1 U	1.1 U	1.1 U	1.1 U	1.1 U
2,2,4-Trimethylpentane	ug/m3	0.71 U	0.71 U [0.71 U]	0.71 U	0.71 U	0.71 U	0.71 U	0.71 U	0.71 U	0.71 U	0.71 U	0.71 U	0.71 U	0.71 U	0.71 U
2-Butanone	ug/m3	0.90 U	0.90 U [0.90 U]	0.90 U	**4.2**	0.90 U	0.90 U	0.90 U	0.90 U	**3.7**	**3.1**	**3.0**	**3.4**	**6.9**	**4.3**
2-Hexanone	ug/m3	1.2 U	1.2 U [1.2 U]	1.2 U	1.2 U	1.2 U	1.2 U	1.2 U	1.2 U	1.2 U	1.2 U	1.2 U	1.2 U	1.2 U	1.2 U
3-Chloropropene	ug/m3	0.48 U	0.48 U [0.48 U]	0.48 U	0.48 U	0.48 U	0.48 U	0.48 U	0.48 U	0.48 U	0.48 U	0.48 U	0.48 U	0.48 U	0.48 U
4-Ethyltoluene	ug/m3	**1.6**	**2.4 [2.3]**	**2.7**	0.75 U	0.75 U	0.75 U	**0.80**	**1.8**	0.75 U	0.75 U	0.75 U	0.75 U	0.75 U	0.75 U
4-Methyl-2-pentanone	ug/m3	1.2 U	1.2 U [1.2 U]	1.2 U	1.2 U	1.2 U	1.2 U	1.2 U	1.2 U	1.2 U	1.2 U	1.2 U	1.2 U	1.2 U	1.2 U
Acetone	ug/m3	**12 D**	**19 D [24 D]**	**25 D**	**35 D**	**19 D**	**8.9 D**	**6.5 D**	**22 D**	**56 D**	**43 D**	**28 D**	**23 D**	**23 D**	**22 D**
Benzene	ug/m3	**1.2**	**1.3 [1.1]**	**1.2**	**0.88**	**0.84**	**0.91**	**0.88 J**	**1.1**	**1.2**	**0.91**	**1.2**	**1.0**	**1.1**	**1.0**
Benzyl Chloride	ug/m3	0.88 UJ	0.88 UJ [0.88 UJ]	0.88 UJ	0.88 UJ	0.88 UJ	0.88 UJ	0.88 UJ	0.88 UJ	0.88 UJ	0.88 UJ	0.88 UJ	0.88 UJ	0.88 UJ	0.88 UJ
Bromodichloromethane	ug/m3	1.0 U	1.0 U [1.0 U]	1.0 U	1.0 U	1.0 U	1.0 U	1.0 U	1.0 U	1.0 U	1.0 U	1.0 U	1.0 U	1.0 U	1.0 U
Bromoform	ug/m3	1.6 U	1.6 U [1.6 U]	1.6 U	1.6 U	1.6 U	1.6 U	1.6 U	1.6 U	1.6 U	1.6 U	1.6 U	1.6 U	1.6 U	1.6 U
Bromomethane	ug/m3	0.59 U	0.59 U [0.59 U]	0.59 U	0.59 U	0.59 U	0.59 U	0.59 U	0.59 U	0.59 U	0.59 U	0.59 U	0.59 U	0.59 U	0.59 U
Carbon Disulfide	ug/m3	0.47 U	0.47 U [0.47 U]	0.47 U	0.47 U	0.47 U	0.47 U	0.47 U	0.47 U	0.47 U	0.47 U	**0.44 J**	**0.41 J**	0.47 U	0.47 U
Carbon Tetrachloride	ug/m3	**0.38**	**0.32 [0.38]**	**0.38**	**0.26**	**0.26**	**0.32**	**0.32**	**0.38**	**0.32**	**0.32**	**0.38**	**0.32**	**0.26**	**0.32**
Chlorobenzene	ug/m3	**1.0**	**1.4 [1.4]**	**1.5**	0.70 U	0.70 U	0.70 U	0.70 U	**0.98**	0.70 U	0.70 U	0.70 U	0.70 U	0.70 U	0.70 U
Chloroethane	ug/m3	0.40 U	0.40 U [0.40 U]	0.40 U	0.40 U	0.40 U	0.40 U	0.40 U	0.40 U	0.40 U	0.40 U	0.40 U	0.40 U	0.40 U	0.40 U
Chloroform	ug/m3	0.74 U	0.74 U [0.74 U]	0.74 U	0.74 U	0.74 U	0.74 U	0.74 U	**0.55 J**	0.74 U	0.74 U	0.74 U	0.74 U	0.74 U	0.74 U
Chloromethane	ug/m3	**0.78**	**0.86 [0.69]**	**0.71**	**0.94**	**0.67**	**0.76**	**0.61**	**0.76**	**0.76**	**0.69**	**0.71**	**0.59**	**0.69**	**0.65**
cis-1,2-Dichloroethene	ug/m3	0.60 U	0.60 U [0.60 U]	0.60 U	0.60 U	0.60 U	0.60 U	0.60 U	**1.4**	0.60 U	0.60 U	0.60 U	0.60 U	0.60 U	0.60 U
cis-1,3-Dichloropropene	ug/m3	0.69 U	0.69 U [0.69 U]	0.69 U	0.69 U	0.69 U	0.69 U	0.69 U	0.69 U	0.69 U	0.69 U	0.69 U	0.69 U	0.69 U	0.69 U
Cyclohexane	ug/m3	**16 D**	**15 D[13 D]**	**15 D**	**1.4**	0.52 U	0.52 U	0.52 U	**10 D**	**2.6**	**1.6**	**1.5**	**5.8**	**6.3**	**5.3**
Dibromochloromethane	ug/m3	1.3 U	1.3 U [1.3 U]	1.3 U	1.3 U	1.3 U	1.3 U	1.3 U	1.3 U	1.3 U	1.3 U	1.3 U	1.3 U	1.3 U	1.3 U
Dichlorodifluoromethane	ug/m3	**2.6 J**	**2.2 J [2.2 J]**	**2.2 J**	**2.5 J**	**1.9 J**	**1.7 J**	**1.9 J**	**2.0**	**1.7**	**2.0 J**	**2.4 J**	**1.9 J**	**2.3 J**	**1.9 J**
Ethyl acetate	ug/m3	0.92 U	0.92 U [0.92 U]	0.92 U	**1.0**	0.92 U	0.92 U	0.92 U	0.92 U	**25 D**	0.92 U	0.92 U	0.92 U	0.92 U	0.92 U
Ethylbenzene	ug/m3	**0.84**	**0.79 [0.84]**	**1.5**	0.66 U	**0.97**	**0.53 J**	**0.79**	**0.71**	**0.84**	**0.49 J**	**0.57 J**	**0.66**	**0.66**	**0.53 J**
Heptane	ug/m3	**7.9 D**	**6.5 [6.0]**	**6.3**	**1.7**	**3.1**	**3.3**	**21 D**	**3.9**	**5.0**	**2.0**	**3.4**	**2.5**	**2.2**	**2.0**
Hexachlorobutadiene	ug/m3	1.6 UJ	1.6 UJ [1.6 UJ]	1.6 UJ	1.6 UJ	1.6 UJ	1.6 UJ	1.6 UJ	1.6 UJ	1.6 UJ	1.6 UJ	1.6 UJ	1.6 UJ	1.6 UJ	1.6 UJ
Isopropyl alcohol	ug/m3	**220 JD**	**290 JD [310 JD]**	**410 JD**	**610 JD**	**210 JD**	**51 JD**	**19 JD**	**180 JD**	**540 JD**	**590 JD**	**1100 JD**	**1400 JD**	**1600 JD**	**1200 JD**
m&p-Xylene	ug/m3	**1.9 J**	**1.6 J [1.6 J]**	**4.2 J**	**1.3 J**	**1.1 J**	**1.0 J**	**1.6 J**	**1.5 J**	**2.3 J**	**1.1 J**	**1.3 J**	**2.0 J**	**1.5 J**	**1.4 J**
Methyl tert-butyl ether	ug/m3	0.55 U	0.55 U [0.55 U]	0.55 U	0.55 U	0.55 U	0.55 U	0.55 U	0.55 U	0.55 U	0.55 U	0.55 U	0.55 U	0.55 U	0.55 U
Methylene Chloride	ug/m3	**21 D**	**18 D [20 D]**	**20 D**	**530 D**	**150 D**	**30 D**	**9.7 D**	**23 D**	**120 D**	**500 D**	**700 D**	**800 D**	**970 D**	**1200 D**
n-Hexane	ug/m3	**1.0**	**1.2 [1.0]**	**1.4**	**1.7**	**1.1**	**0.97**	**1.4**	**1.4**	**1.7**	**1.3**	**2.7**	**2.6**	**2.2**	**2.0**
o-Xylene	ug/m3	**0.93**	**0.88 [0.97]**	**2.1**	**0.44 J**	**0.79**	**0.53 J**	**0.66**	**0.93**	**0.62 J**	**0.44 J**	**0.57 J**	**0.79**	**0.62 J**	0.66 U
Propylene	ug/m3	0.26 UJ	0.26 UJ [0.26 UJ]	0.26 UJ	0.26 UJ	0.26 UJ	0.26 UJ	0.26 UJ	0.26 UJ	0.26 UJ	0.26 UJ	0.26 UJ	0.26 UJ	0.26 UJ	0.26 UJ
Styrene	ug/m3	**3.6**	**5.1 [4.4]**	**5.2**	0.65 U	**8.6**	**2.5**	**2.1**	**3.6**	0.65 U	0.65 U	0.65 U	**0.74**	**0.87**	**0.56 J**
Tetrachloroethene	ug/m3	**2.3**	1.0 U [1.0 U]	1.0 U	1.0 U	1.0 U	1.0 U	**0.69 J**	**0.90 J**	1.0 U	1.0 U	1.0 U	1.0 U	1.0 U	1.0 U
Tetrahydrofuran	ug/m3	0.45 UJ	0.45 UJ [0.45 UJ]	0.45 UJ	**9.2 J**	0.45 UJ	0.45 UJ	0.45 UJ	0.45 UJ	**1.7 J**	**9.5 J**	**8.1 JD**	**38 JD**	**31 JD**	**95 JD**
Toluene	ug/m3	**3.4**	**3.0 [2.9]**	**5.2**	**5.5 D**	**12 D**	**2.6**	**5.7**	**3.6**	**31 D**	**7.5**	**6.5 D**	**5.5**	**6.4**	**6.5**
trans-1,2-Dichloroethene	ug/m3	0.60 U	0.60 U [0.60 U]	0.60 U	0.60 U	0.60 U	0.60 U	0.60 U	0.60 U	0.60 U	0.60 U	0.60 U	**0.56 J**	**0.60**	0.60 U
trans-1,3-Dichloropropene	ug/m3	0.69 UJ	0.69 UJ [0.69 UJ]	0.69 UJ	0.69 UJ	0.69 UJ	0.69 UJ	0.69 UJ	0.69 UJ	0.69 UJ	0.69 UJ	0.69 UJ	0.69 UJ	0.69 UJ	0.69 UJ
Trichloroethene	ug/m3	**0.71**	**0.66 [0.60]**	**0.60**	**0.55**	**0.66**	**0.55**	**1.3**	**7.8**	**0.76**	**0.38**	**1.3**	**0.60**	**0.55**	**0.44**
Trichlorofluoromethane	ug/m3	**2.2**	**2.1 [1.9]**	**1.9**	**1.4**	**1.3**	**1.0**	**1.0**	**1.9**	**1.0**	**1.3**	**1.4**	**1.1**	**1.4**	**1.3**
Vinyl Acetate	ug/m3	0.54 U	0.54 U [0.54 U]	0.54 U	0.54 U	0.54 U	0.54 U	0.54 U	0.54 U	0.54 U	0.54 U	0.54 U	**4.2**	**5.7**	**3.9**
Vinyl Bromide	ug/m3	0.67 U	0.67 U [0.67 U]	0.67 U	0.67 U	0.67 U	0.67 U	0.67 U	0.67 U	0.67 U	0.67 U	0.67 U	0.67 U	0.67 U	0.67 U
Vinyl Chloride	ug/m3	0.10 U	0.10 U [0.10 U]	0.10 U	0.10 U	0.10 U	0.10 U	0.10 U	0.10 U	0.10 U	0.10 U	0.10 U	0.10 U	0.10 U	0.10 U

Notes:
Detected concentrations are in **bold font**.
ug/m3 = Micrograms per cubic meter.
[1.0 U] = Duplicate results in brackets.
J = Analyte detected at or below quantitation limits and/or estimated value.
U = Not detected at the reporting limit.
D = Diluted Value

ARCADIS

Table 3. Summary of Constituents Detected in Sub-Slab Soil Gas and Indoor Air

		Sub-Slab Soil Gas (ug/m3)					Indoor Air Data (ug/m3)				
	Previously Observed in Facility	FOD	%	Detected	Minimum Detect	Maximum Detect	FOD	%	Detected	Minimum Detect	Maximum Detect
1,1,1-Trichloroethane		4/14	29	Yes	11	70	0/14	0	No		
1,1,2,2-Tetrachloroethane		0/14	0	No			0/14	0	No		
1,1,2-trichloro-1,2,2-trifluoroethane		5/14	36	Yes	0.78	34	0/14	0	No		
1,1,2-Trichloroethane		0/14	0	No			0/14	0	No		
1,1-Dichloroethane		1/14	7	Yes	0.49	3.3	0/14	0	No		
1,1-Dichloroethene		1/14	7	Yes	3.5	3.5	0/14	0	No		
1,2,4-Trichlorobenzene		0/14	0	No			0/14	0	No		
1,2,4-Trimethylbenzene	Yes	14/14	100	Yes	0.95	10	14/14	100	Yes	1.1	9.6
1,2-Dibromoethane		0/14	0	No			0/14	0	No		
1,2-Dichloro-1,1,2,2-tetrafluoroethane		0/14	0	No			0/14	0	No		
1,2-Dichlorobenzene		0/14	0	No			0/14	0	No		
1,2-Dichloroethane		0/14	0	No			0/14	0	No		
1,2-Dichloropropane		0/14	0	No			0/14	0	No		
1,3,5-Trimethylbenzene		11/14	79	Yes	0.7	2.6	11/14	79	Yes	0.5	3.2
1,3-Butadiene	Yes	0/14	0	No			0/14	0	No		
1,3-Dichlorobenzene		0/14	0	No			0/14	0	No		
1,4-Dichlorobenzene		9/14	64	Yes	0.67	23	8/14	57	Yes	1.4	34
1,4-Dioxane		0/14	0	No			0/14	0	No		
2,2,4-Trimethylpentane		0/14	0	No			0/14	0	No		
2-Butanone		5/14	36	Yes	2.2	8.6	7/14	50	Yes	3.0	6.9
2-Hexanone		0/14	0	No			0/14	0	No		
3-Chloropropene		0/14	0	No			0/14	0	No		
4-Ethyltoluene		9/14	64	Yes	0.55	2.3	5/14	36	Yes	0.8	2.7
4-Methyl-2-pentanone		0/14	0	No			0/14	0	No		
Acetone	Yes	14/14	100	Yes	4.8	43	14/14	100	Yes	6.5	56
Benzene		13/14	93	Yes	0.49	1.6	14/14	100	Yes	0.84	1.3
Benzyl Chloride		0/14	0	No			0/14	0	No		
Bromodichloromethane		0/14	0	No			0/14	0	No		
Bromoform		0/14	0	No			0/14	0	No		
Bromomethane		0/14	0	No			0/14	0	No		
Carbon Disulfide		8/14	57	Yes	0.32	1.9	2/14	14	Yes	0.41	0.44
Carbon Tetrachloride		14/14	100	Yes	0.26	0.96	14/14	100	Yes	0.26	0.38
Chlorobenzene		3/14	21	Yes	0.47	1.2	4/14	29	Yes	0.98	1.5
Chloroethane		0/14	0	No			0/14	0	No		
Chloroform		4/14	29	Yes	0.89	16	1/14	7	Yes	0.55	0.55
Chloromethane		12/14	86	Yes	0.40	0.88	14/14	100	Yes	0.59	0.94
cis-1,2-Dichloroethene		1/14	7	Yes	0.48	0.48	1/14	7	Yes	1.4	1.4
cis-1,3-Dichloropropene		0/14	0	No			0/14	0	No		
Cyclohexane	Yes	12/14	86	Yes	0.66	10	11/14	79	Yes	1.4	16
Dibromochloromethane		0/14	0	No			0/14	0	No		
Dichlorodifluoromethane		14/14	100	Yes	1.9	33	14/14	100	Yes	1.7	2.6
Ethyl acetate		0/14	0	No	1.2	7.9	2/14	14	Yes	1	25
Ethylbenzene		13/14	93	Yes	0.44	2.7	13/14	93	Yes	0.49	1.5
Heptane		12/14	86	Yes	0.75	12	14/14	100	Yes	1.7	21
Hexachlorobutadiene		0/14	0	No			0/14	0	No		
Isopropyl alcohol	Yes	14/14	100	Yes	3.1	1500	14/14	100	Yes	19	1600
m&p-Xylene	Yes	14/14	100	Yes	1.1	8.7	14/14	100	Yes	1.0	4.2
Methyl tert-butyl ether		0/14	0	No			0/14	0	No		
Methylene Chloride	Yes	13/14	93	Yes	5.9	850	14/14	100	Yes	9.7	1200
n-Hexane		13/14	93	Yes	0.64	2.5	14/14	100	Yes	0.97	2.7
o-Xylene	Yes	12/14	86	Yes	0.49	3.1	13/14	93	Yes	0.44	2.1
Propylene	Yes	0/14	0	No			0/14	0	No		
Styrene	Yes	10/14	71	Yes	0.56	7.2	10/14	71	Yes	0.56	8.6
Tetrachloroethene		5/14	36	Yes	1.2	90	3/14	21	Yes	0.69	2.3
Tetrahydrofuran	Yes	7/14	50	Yes	3.3	23	7/14	50	Yes	1.7	95
Toluene	Yes	14/14	100	Yes	2.2	16	14/14	100	Yes	2.6	31
trans-1,2-Dichloroethene		5/14	36	Yes	0.44	1.5	2/14	14	Yes	0.56	0.60
trans-1,3-Dichloropropene		0/14	0	No			0/14	0	No		
Trichloroethene	Yes	14/14	100	Yes	0.33	350	14/14	100	Yes	0.38	7.8
Trichlorofluoromethane		14/14	100	Yes	1.0	2.3	14/14	100	Yes	1.0	2.2
Vinyl Acetate	Yes	2/14	14	Yes	2.6	5.3	3/14	21	Yes	3.9	5.7
Vinyl Bromide		0/14	0	No			0/14	0	No		
Vinyl Chloride		0/14	0	No			0/14	0	No		

Notes:
FOD = Frequency of detection.
µg/m3 = Micrograms per cubic meter.
% = Detection percent.

ARCADIS

Table 4. Matrix Evaluation of VI Data

Location ID:		VMP-1B	VMP-1B	
Date Collected:		01/25/11	01/25/11	Matrix
Sampling Event:	Units	Sub-slab Vapor	Indoor Air	Output
1,1,1-Trichloroethane	ug/m3	0.83 U	0.83 U	No further action
1,1-Dichloroethene	ug/m3	0.60 U	0.60 U	No further action
Carbon Tetrachloride	ug/m3	0.32 J	0.38	Background [a]
cis-1,2-Dichloroethene	ug/m3	0.60 U	0.60 U	No further action
Tetrachloroethene	ug/m3	1.0 U	2.3	No further action
Trichloroethene	ug/m3	0.71 J	0.71	Background [a]
Vinyl Chloride	ug/m3	0.39 U	0.10 U	No further action

Location ID:		VMP-2B	VMP-2B	VMP-2B	
Date Collected:		01/25/11	01/25/11	DUPLICATE	Matrix
Sampling Event:	Units	Sub-slab Vapor	Indoor Air	Indoor Air	Output
1,1,1-Trichloroethane	ug/m3	69 D	0.83 U	0.83 U	No further action
1,1-Dichloroethene	ug/m3	0.60 U	0.60 U	0.60 U	No further action
Carbon Tetrachloride	ug/m3	0.32 J	0.32	0.38	Background [a]
cis-1,2-Dichloroethene	ug/m3	0.60 U	0.60 U	0.60 U	No further action
Tetrachloroethene	ug/m3	90	1.0 U	1.0 U	No further action
Trichloroethene	ug/m3	33 D	0.66	0.60	Monitor
Vinyl Chloride	ug/m3	0.39 U	0.10 U	0.10 U	No further action

Location ID:		VMP-2C	VMP-2C	
Date Collected:		01/25/11	01/25/11	Matrix
Sampling Event:	Units	Sub-slab Vapor	Indoor Air	Output
1,1,1-Trichloroethane	ug/m3	11	0.83 U	No further action
1,1-Dichloroethene	ug/m3	0.60 U	0.60 U	No further action
Carbon Tetrachloride	ug/m3	0.26 J	0.38	Background [a]
cis-1,2-Dichloroethene	ug/m3	0.60 U	0.60 U	No further action
Tetrachloroethene	ug/m3	11	1.0 U	No further action
Trichloroethene	ug/m3	3.3 J	0.60	Background [a]
Vinyl Chloride	ug/m3	0.39 U	0.10 U	No further action

Location ID:		VMP-3A	VMP-3A	
Date Collected:		01/25/11	01/25/11	Matrix
Sampling Event:	Units	Sub-slab Vapor	Sub-slab Vapor	Output
1,1,1-Trichloroethane	ug/m3	0.83 U	0.83 U	No further action
1,1-Dichloroethene	ug/m3	0.60 U	0.60 U	No further action
Carbon Tetrachloride	ug/m3	0.38 J	0.26	Background [a]
cis-1,2-Dichloroethene	ug/m3	0.60 U	0.60 U	No further action
Tetrachloroethene	ug/m3	1.0 U	1.0 U	No further action
Trichloroethene	ug/m3	0.33 J	0.55	Background [a]
Vinyl Chloride	ug/m3	0.39 U	0.10 U	No further action

Location ID:		VMP-3B	VMP-3B	
Date Collected:		01/24/11	01/24/11	Matrix
Sampling Event:	Units	Sub-slab Vapor	Indoor Air	Output
1,1,1-Trichloroethane	ug/m3	0.83 U	0.83 U	No further action
1,1-Dichloroethene	ug/m3	0.60 U	0.60 U	No further action
Carbon Tetrachloride	ug/m3	0.38 J	0.26	Background [a]
cis-1,2-Dichloroethene	ug/m3	0.60 U	0.60 U	No further action
Tetrachloroethene	ug/m3	1.0 U	1.0 U	No further action
Trichloroethene	ug/m3	0.60 J	0.66	Background [a]
Vinyl Chloride	ug/m3	0.39 U	0.10 U	No further action

Location ID:		VMP-3D	VMP-3D	VMP-3D	
Date Collected:		01/25/11	DUPLICATE	01/25/11	Matrix
Sampling Event:	Units	Sub-slab Vapor		Indoor Air	Output
1,1,1-Trichloroethane	ug/m3	0.83 U	0.83 U	0.83 U	No further action
1,1-Dichloroethene	ug/m3	0.60 U	0.60 U	0.60 U	No further action
Carbon Tetrachloride	ug/m3	0.32 J	0.32 J	0.32	Background [a]
cis-1,2-Dichloroethene	ug/m3	0.60 U	0.60 U	0.60 U	No further action
Tetrachloroethene	ug/m3	1.0 U	1.0 U	1.0 U	No further action
Trichloroethene	ug/m3	0.49 J	0.60 J	0.55	Background [a]
Vinyl Chloride	ug/m3	0.39 U	0.39 U	0.10 U	No further action

ARCADIS

Table 4. Matrix Evaluation of VI Data

Location ID:		VMP-3E	VMP-3E	
Date Collected:		01/24/11	01/24/11	Matrix
Sampling Event:	Units	Sub-slab Vapor	Indoor Air	Output
1,1,1-Trichloroethane	ug/m3	0.83 U	0.83 U	No further action
1,1-Dichloroethene	ug/m3	0.60 U	0.60 U	No further action
Carbon Tetrachloride	ug/m3	0.38 J	0.32	Background [a]
cis-1,2-Dichloroethene	ug/m3	0.60 U	0.60 U	No further action
Tetrachloroethene	ug/m3	1.2	0.69 J	No further action
Trichloroethene	ug/m3	1.3	1.3	Background [a]
Vinyl Chloride	ug/m3	0.39 U	0.10 U	No further action

Location ID:		VMP-4	VMP-4	
Date Collected:		01/25/11	01/24/11	Matrix
Sampling Event:	Units	Sub-slab Vapor	Indoor Air	Output
1,1,1-Trichloroethane	ug/m3	0.83 U	0.83 U	No further action
1,1-Dichloroethene	ug/m3	0.60 U	0.60 U	No further action
Carbon Tetrachloride	ug/m3	0.32 J	0.38	Background [a]
cis-1,2-Dichloroethene	ug/m3	0.60 U	1.4	No further action
Tetrachloroethene	ug/m3	1.0 U	0.90 J	No further action
Trichloroethene	ug/m3	2.0	7.8	Background [a]
Vinyl Chloride	ug/m3	0.39 U	0.10 U	No further action

Location ID:		VMP-5A	VMP-5A	
Date Collected:		01/25/11	01/25/11	Matrix
Sampling Event:	Units	Sub-slab Vapor	Indoor Air	Output
1,1,1-Trichloroethane	ug/m3	0.83 U	0.83 U	No further action
1,1-Dichloroethene	ug/m3	0.60 U	0.60 U	No further action
Carbon Tetrachloride	ug/m3	0.26 J	0.32	Background [a]
cis-1,2-Dichloroethene	ug/m3	0.60 U	0.60 U	No further action
Tetrachloroethene	ug/m3	1.0 U	1.0 U	No further action
Trichloroethene	ug/m3	0.49 J	0.76	Background [a]
Vinyl Chloride	ug/m3	0.39 U	0.10 U	No further action

Location ID:		VMP-5B	VMP-5B	
Date Collected:		01/25/11	01/25/11	Matrix
Sampling Event:	Units	Sub-slab Vapor	Indoor Air	Output
1,1,1-Trichloroethane	ug/m3	0.83 U	0.83 U	No further action
1,1-Dichloroethene	ug/m3	0.60 U	0.60 U	No further action
Carbon Tetrachloride	ug/m3	0.32 J	0.32	Background [a]
cis-1,2-Dichloroethene	ug/m3	0.60 U	0.60 U	No further action
Tetrachloroethene	ug/m3	1.0 U	1.0 U	No further action
Trichloroethene	ug/m3	0.27 J	0.38	Background [a]
Vinyl Chloride	ug/m3	0.39 U	0.10 U	No further action

Location ID:		VMP-6	VMP-6	
Date Collected:		01/24/11	01/24/11	Matrix
Sampling Event:	Units	Sub-slab Vapor	Indoor Air	Output
1,1,1-Trichloroethane	ug/m3	0.83 U	0.83 U	No further action
1,1-Dichloroethene	ug/m3	0.60 U	0.60 U	No further action
Carbon Tetrachloride	ug/m3	0.32 J	0.38	Background [a]
cis-1,2-Dichloroethene	ug/m3	0.60 U	0.60 U	No further action
Tetrachloroethene	ug/m3	1.0 U	1.0 U	No further action
Trichloroethene	ug/m3	0.49 J	1.3	Background [a]
Vinyl Chloride	ug/m3	0.39 U	0.10 U	No further action

Location ID:		VMP-6A	VMP-6A	
Date Collected:		01/24/11	01/24/11	Matrix
Sampling Event:	Units	Sub-slab Vapor	Indoor Air	Output
1,1,1-Trichloroethane	ug/m3	13 D	0.83 U	No further action
1,1-Dichloroethene	ug/m3	0.60 U	0.60 U	No further action
Carbon Tetrachloride	ug/m3	0.32 J	0.32	Background [a]
cis-1,2-Dichloroethene	ug/m3	0.60 U	0.60 U	No further action
Tetrachloroethene	ug/m3	6.8	1.0 U	No further action
Trichloroethene	ug/m3	4.8	0.60	Background [a]
Vinyl Chloride	ug/m3	0.39 U	0.10 U	No further action

ARCADIS

Table 4. Matrix Evaluation of VI Data

Location ID: Date Collected: Sampling Event:	Units	VMP-7 01/24/11 Sub-slab Vapor	VMP-7 01/24/11 Indoor Air	Matrix Output
1,1,1-Trichloroethane	ug/m3	0.83 U	0.83 U	No further action
1,1-Dichloroethene	ug/m3	0.60 U	0.60 U	No further action
Carbon Tetrachloride	ug/m3	0.38 J	0.26	Background [a]
cis-1,2-Dichloroethene	ug/m3	0.60 U	0.60 U	No further action
Tetrachloroethene	ug/m3	1.0 U	1.0 U	No further action
Trichloroethene	ug/m3	0.55 J	0.55	Background [a]
Vinyl Chloride	ug/m3	0.39 U	0.10 U	No further action
Location ID: Date Collected: Sampling Event:	**Units**	**VMP-7A 01/24/11 Sub-slab Vapor**	**VMP-7A 01/24/11 Indoor Air**	**Matrix Output**
1,1,1-Trichloroethane	ug/m3	70 D	0.83 U	No further action
1,1-Dichloroethene	ug/m3	3.5	0.60 U	No further action
Carbon Tetrachloride	ug/m3	0.96 U	0.32	Background [a]
cis-1,2-Dichloroethene	ug/m3	0.48 J	0.60 U	No further action
Tetrachloroethene	ug/m3	43	1.0 U	No further action
Trichloroethene	ug/m3	350 D	0.44	Mitigate
Vinyl Chloride	ug/m3	0.39 U	0.10 U	No further action

Notes:
[a] Take reasonable and practical actions to identify source(s) and reduce exposures.
$\mu g/m^3$ = Micrograms per cubic meter.
D = Diluted Value
J = Analyte detected at or below quantitation limits and/or estimated value.
U = Not detected at the reporting limit.

ARCADIS

Table 5. Comparison of Constituents in Indoor Air to NYSDOH Air Guidelines and USEPA Regional Screening Levels for Industrial Air

Location ID: Date Collected: Area:	NYSDOH Air Guideline Value	USEPA RSL - Industrial Air	Units	VMP-1B 01/25/11	VMP-2B 01/25/11	VMP-2C 01/25/11	VMP-3A 01/25/11
1,1,1-Trichloroethane	- -	22000	ug/m3	0.83 U	0.83 U [0.83 UJ]	0.83 U	0.83 U
1,1,2,2-Tetrachloroethane	- -	0.21	ug/m3	1.0 U	1.0 U [1.0 U]	1.0 U	1.0 U
1,1,2-trichloro-1,2,2-trifluoroethane	- -	130000	ug/m3	1.2 U	1.2 U [1.2 U]	1.2 U	1.2 U
1,1,2-Trichloroethane	- -	0.77	ug/m3	0.83 UJ	0.83 UJ [0.83 U]	0.83 UJ	0.83 UJ
1,1-Dichloroethane	- -	7.7	ug/m3	0.62 U	0.62 U [0.62 U]	0.62 U	0.62 U
1,1-Dichloroethene	- -	880	ug/m3	0.60 U	0.60 U [0.60 U]	0.60 U	0.60 U
1,2,4-Trichlorobenzene	- -	8.8	ug/m3	1.1 UJ	1.1 UJ [1.1 UJ]	1.1 UJ	1.1 UJ
1,2,4-Trimethylbenzene	- -	31	ug/m3	9.2	8.0 D [8.5 D]	9.5 D	1.3
1,2-Dibromoethane	- -	0.02	ug/m3	1.2 U	1.2 U [1.2 U]	1.2 U	1.2 U
1,2-Dichloro-1,1,2,2-tetrafluoroethane	- -	- -	ug/m3	1.1 U	1.1 U [1.1 U]	1.1 U	1.1 U
1,2-Dichlorobenzene	- -	880	ug/m3	0.92 U	0.92 U [0.92 U]	0.92 U	0.92 U
1,2-Dichloroethane	- -	0.47	ug/m3	0.62 U	0.62 U [0.62 U]	0.62 U	0.62 U
1,2-Dichloropropane	- -	1.2	ug/m3	0.70 U	0.70 U [0.70 U]	0.70 U	0.70 U
1,3,5-Trimethylbenzene	- -	- -	ug/m3	2.2	2.7 [2.6]	3.2	0.50 J
1,3-Butadiene	- -	0.41	ug/m3	0.34 U	0.34 U [0.34 U]	0.34 U	0.34 U
1,3-Dichlorobenzene	- -	- -	ug/m3	0.92 U	0.92 U [0.92 U]	0.92 U	0.92 U
1,4-Dichlorobenzene	- -	1.1	ug/m3	0.92 U	0.92 U [0.92 U]	0.92 U	3.7
1,4-Dioxane	- -	1.6	ug/m3	1.1 U	1.1 U [1.1 U]	1.1 U	1.1 U
2,2,4-Trimethylpentane	- -	- -	ug/m3	0.71 U	0.71 U [0.71 U]	0.71 U	0.71 U
2-Butanone	- -	22000	ug/m3	0.90 U	0.90 U [0.90 U]	0.90 U	4.2
2-Hexanone	- -	130	ug/m3	1.2 U	1.2 U [1.2 U]	1.2 U	1.2 U
3-Chloropropene	- -	2	ug/m3	0.48 U	0.48 U [0.48 U]	0.48 U	0.48 U
4-Ethyltoluene	- -	- -	ug/m3	1.6	2.4 [2.3]	2.7	0.75 U
4-Methyl-2-pentanone	- -	13000	ug/m3	1.2 U	1.2 U [1.2 U]	1.2 U	1.2 U
Acetone	- -	140000	ug/m3	12 D	19 D [24 D]	25 D	35 D
Benzene	- -	1.6	ug/m3	1.2	1.3 [1.1]	1.2	0.88
Benzyl Chloride	- -	0.25	ug/m3	0.88 UJ	0.88 UJ [0.88 U]	0.88 UJ	0.88 UJ
Bromodichloromethane	- -	0.33	ug/m3	1.0 U	1.0 U [1.0 U]	1.0 U	1.0 U
Bromoform	- -	11	ug/m3	1.6 U	1.6 U [1.6 U]	1.6 U	1.6 U
Bromomethane	- -	22	ug/m3	0.59 U	0.59 U [0.59 U]	0.59 U	0.59 U
Carbon Disulfide	- -	3100	ug/m3	0.47 U	0.47 U [0.47 U]	0.47 U	0.47 U
Carbon Tetrachloride	- -	2	ug/m3	0.38	0.32 [0.38]	0.38	0.26
Chlorobenzene	- -	220	ug/m3	1	1.4 [1.4]	1.5	0.70 U
Chloroethane	- -	44000	ug/m3	0.40 U	0.40 U [0.40 U]	0.40 U	0.40 U
Chloroform	- -	0.53	ug/m3	0.74 U	0.74 U [0.74 U]	0.74 U	0.74 U
Chloromethane	- -	390	ug/m3	0.78	0.86 [0.69]	0.71	0.94
cis-1,2-Dichloroethene	- -	- -	ug/m3	0.60 U	0.60 U [0.60 U]	0.60 U	0.60 U
cis-1,3-Dichloropropene (a)	- -	3.1	ug/m3	0.69 U	0.69 U [0.69 U]	0.69 U	0.69 U
Cyclohexane	- -	26000	ug/m3	16 D	15 D [13 D]	15 D	1.4
Dibromochloromethane	- -	0.45	ug/m3	1.3 U	1.3 U [1.3 U]	1.3 U	1.3 U
Dichlorodifluoromethane	- -	440	ug/m3	2.6 J	2.2 J [2.2 J]	2.2 J	2.5 J
Ethyl acetate	- -	- -	ug/m3	0.92 U	0.92 U [0.92 U]	0.92 U	1
Ethylbenzene	- -	4.9	ug/m3	0.84	0.79 [0.84]	1.5	0.66 U
Heptane	- -	- -	ug/m3	7.9 D	6.5 [6.0]	6.3	1.7
Hexachlorobutadiene	- -	0.56	ug/m3	1.6 UJ	1.6 UJ [1.6 UJ]	1.6 UJ	1.6 UJ
Isopropyl alcohol	- -	31000	ug/m3	220 JD	290 JD [310 JD]	410 JD	610 JD
m&p-Xylene	- -	440	ug/m3	1.9 J	1.6 J [1.6 J]	4.2 J	1.3 J
Methyl tert-butyl ether	- -	47	ug/m3	0.55 U	0.55 U [0.55 U]	0.55 U	0.55 U
Methylene Chloride	60	26	ug/m3	21 D	18 D [20 D]	20 D	**530 D**
n-Hexane	- -	3100	ug/m3	1	1.2 [1.0]	1.4	1.7
o-Xylene	- -	440	ug/m3	0.93	0.88 [0.97]	2.1	0.44 J
Propylene	- -	13000	ug/m3	0.26 UJ	0.26 UJ [0.26 UJ]	0.26 UJ	0.26 UJ
Styrene	- -	4400	ug/m3	3.6	5.1 [4.4]	5.2	0.65 U
Tetrachloroethene	100	2.1	ug/m3	2.3	1.0 U [1.0 U]	1.0 U	1.0 U
Tetrahydrofuran	- -	- -	ug/m3	0.45 UJ	0.45 UJ [0.45 UJ]	0.45 UJ	9.2 J
Toluene	- -	22000	ug/m3	3.4	3.0 [2.9]	5.2	5.5 D
trans-1,2-Dichloroethene	- -	260	ug/m3	0.60 U	0.60 U [0.60 U]	0.60 U	0.60 U
trans-1,3-Dichloropropene (a)	- -	3.1	ug/m3	0.69 UJ	0.69 UJ [0.69 UJ]	0.69 UJ	0.69 UJ
Trichloroethene	5	6.1	ug/m3	0.71	0.66 [0.60]	0.6	0.55
Trichlorofluoromethane	- -	3100	ug/m3	2.2	2.1 [1.9]	1.9	1.4
Vinyl Acetate	- -	880	ug/m3	0.54 U	0.54 U [0.54 U]	0.54 U	0.54 U
Vinyl Bromide	- -	0.38	ug/m3	0.67 U	0.67 U [0.67 U]	0.67 U	0.67 U
Vinyl Chloride	- -	2.8	ug/m3	0.10 U	0.10 U [0.10 U]	0.10 U	0.10 U

ARCADIS

Table 5. Comparison of Constituents in Indoor Air to NYSDOH Air Guidelines and USEPA Regional Screening Levels for Industrial Air

Location ID: Date Collected: Area:	NYSDOH Air Guideline Value	UESPA RSL - Industrial Air	Units	VMP-3B 01/24/11	VMP-3D 01/25/11	VMP-3E 01/24/11	VMP-4 01/24/11
1,1,1-Trichloroethane	- -	22000	ug/m3	0.83 U	0.83 U	0.83 U	0.83 U
1,1,2,2-Tetrachloroethane	- -	0.21	ug/m3	1.0 U	1.0 U	1.0 U	1.0 U
1,1,2-trichloro-1,2,2-trifluoroethane	- -	130000	ug/m3	1.2 U	1.2 U	1.2 U	1.2 U
1,1,2-Trichloroethane	- -	0.77	ug/m3	0.83 UJ	0.83 UJ	0.83 UJ	0.83 UJ
1,1-Dichloroethane	- -	7.7	ug/m3	0.62 U	0.62 U	0.62 U	0.62 U
1,1-Dichloroethene	- -	880	ug/m3	0.60 U	0.60 U	0.60 U	0.60 U
1,2,4-Trichlorobenzene	- -	8.8	ug/m3	1.1 UJ	1.1 UJ	1.1 UJ	1.1 UJ
1,2,4-Trimethylbenzene	- -	31	ug/m3	1.3	1.1	3.8	9.6
1,2-Dibromoethane	- -	0.02	ug/m3	1.2 U	1.2 U	1.2 U	1.2 U
1,2-Dichloro-1,1,2,2-tetrafluoroethane	- -	- -	ug/m3	1.1 U	1.1 U	1.1 U	1.1 U
1,2-Dichlorobenzene	- -	880	ug/m3	0.92 U	0.92 U	0.92 U	0.92 U
1,2-Dichloroethane	- -	0.47	ug/m3	0.62 U	0.62 U	0.62 U	0.62 U
1,2-Dichloropropane	- -	1.2	ug/m3	0.70 U	0.70 U	0.70 U	0.70 U
1,3,5-Trimethylbenzene	- -	- -	ug/m3	0.55 J	0.75 U	0.55 J	2.2
1,3-Butadiene	- -	0.41	ug/m3	0.34 U	0.34 U	0.34 U	0.34 U
1,3-Dichlorobenzene	- -	- -	ug/m3	0.92 U	0.92 U	0.92 U	0.92 U
1,4-Dichlorobenzene	- -	1.1	ug/m3	1.4	0.92 U	0.92 U	0.92 U
1,4-Dioxane	- -	1.6	ug/m3	1.1 U	1.1 U	1.1 U	1.1 U
2,2,4-Trimethylpentane	- -	- -	ug/m3	0.71 U	0.71 U	0.71 U	0.71 U
2-Butanone	- -	22000	ug/m3	0.90 U	0.90 U	0.90 U	0.90 U
2-Hexanone	- -	130	ug/m3	1.2 U	1.2 U	1.2 U	1.2 U
3-Chloropropene	- -	2	ug/m3	0.48 U	0.48 U	0.48 U	0.48 U
4-Ethyltoluene	- -	- -	ug/m3	0.75 U	0.75 U	0.8	1.8
4-Methyl-2-pentanone	- -	13000	ug/m3	1.2 U	1.2 U	1.2 U	1.2 U
Acetone	- -	140000	ug/m3	19 D	8.9 D	6.5 D	22 D
Benzene	- -	1.6	ug/m3	0.84	0.91	0.88	1.1
Benzyl Chloride	- -	0.25	ug/m3	0.88 UJ	0.88 UJ	0.88 UJ	0.88 UJ
Bromodichloromethane	- -	0.33	ug/m3	1.0 U	1.0 U	1.0 U	1.0 U
Bromoform	- -	11	ug/m3	1.6 U	1.6 U	1.6 U	1.6 U
Bromomethane	- -	22	ug/m3	0.59 U	0.59 U	0.59 U	0.59 U
Carbon Disulfide	- -	3100	ug/m3	0.47 U	0.47 U	0.47 U	0.47 U
Carbon Tetrachloride	- -	2	ug/m3	0.26	0.32	0.32	0.38
Chlorobenzene	- -	220	ug/m3	0.70 U	0.70 U	0.70 U	0.98
Chloroethane	- -	44000	ug/m3	0.40 U	0.40 U	0.40 U	0.40 U
Chloroform	- -	0.53	ug/m3	0.74 U	0.74 U	0.74 U	0.55 J
Chloromethane	- -	390	ug/m3	0.67	0.76	0.61	0.76
cis-1,2-Dichloroethene	- -	- -	ug/m3	0.60 U	0.60 U	0.60 U	1.4
cis-1,3-Dichloropropene (a)	- -	3.1	ug/m3	0.69 U	0.69 U	0.69 U	0.69 U
Cyclohexane	- -	26000	ug/m3	0.52 U	0.52 U	0.52 U	10 D
Dibromochloromethane	- -	0.45	ug/m3	1.3 U	1.3 U	1.3 U	1.3 U
Dichlorodifluoromethane	- -	440	ug/m3	1.9 J	1.7 J	1.9 J	2.0 J
Ethyl acetate	- -	- -	ug/m3	0.92 U	0.92 U	0.92 U	0.92 U
Ethylbenzene	- -	4.9	ug/m3	0.97	0.53 J	0.79	0.71
Heptane	- -	- -	ug/m3	3.1	3.3	21 D	3.9
Hexachlorobutadiene	- -	0.56	ug/m3	1.6 UJ	1.6 UJ	1.6 UJ	1.6 UJ
Isopropyl alcohol	- -	31000	ug/m3	210 JD	51 JD	19 JD	180 JD
m&p-Xylene	- -	440	ug/m3	1.1 J	1.0 J	1.6 J	1.5 J
Methyl tert-butyl ether	- -	47	ug/m3	0.55 U	0.55 U	0.55 U	0.55 U
Methylene Chloride	60	26	ug/m3	**150 D**	30 D	9.7 D	23 D
n-Hexane	- -	3100	ug/m3	1.1	0.97	1.4	1.4
o-Xylene	- -	440	ug/m3	0.79	0.53 J	0.66	0.93
Propylene	- -	13000	ug/m3	0.26 UJ	0.26 UJ	0.26 UJ	0.26 UJ
Styrene	- -	4400	ug/m3	8.6	2.5	2.1	3.6
Tetrachloroethene	100	2.1	ug/m3	1.0 U	1.0 U	0.69 J	0.90 J
Tetrahydrofuran	- -	- -	ug/m3	0.45 UJ	0.45 UJ	0.45 UJ	0.45 UJ
Toluene	- -	22000	ug/m3	12 D	2.6	5.7	3.6
trans-1,2-Dichloroethene	- -	260	ug/m3	0.60 U	0.60 U	0.60 U	0.60 U
trans-1,3-Dichloropropene (a)	- -	3.1	ug/m3	0.69 UJ	0.69 UJ	0.69 UJ	0.69 UJ
Trichloroethene	5	6.1	ug/m3	0.66	0.55	1.3	**7.8**
Trichlorofluoromethane	- -	3100	ug/m3	1.3	1	1	1.9
Vinyl Acetate	- -	880	ug/m3	0.54 U	0.54 U	0.54 U	0.54 U
Vinyl Bromide	- -	0.38	ug/m3	0.67 U	0.67 U	0.67 U	0.67 U
Vinyl Chloride	- -	2.8	ug/m3	0.10 U	0.10 U	0.10 U	0.10 U

ARCADIS

Table 5. Comparison of Constituents in Indoor Air to NYSDOH Air Guidelines and USEPA Regional Screening Levels for Industrial Air

Location ID: Date Collected: Area:	NYSDOH Air Guideline Value	USEPA RSL - Industrial Air	Units	VMP-5A 01/25/11	VMP-5B 01/25/11	VMP-6 01/24/11	VMP-6A 01/24/11
1,1,1-Trichloroethane	- -	22000	ug/m3	0.83 U	0.83 U	0.83 U	0.83 U
1,1,2,2-Tetrachloroethane	- -	0.21	ug/m3	1.0 U	1.0 U	1.0 U	1.0 U
1,1,2-trichloro-1,2,2-trifluoroethane	- -	130000	ug/m3	1.2 U	1.2 U	1.2 U	1.2 U
1,1,2-Trichloroethane	- -	0.77	ug/m3	0.83 UJ	0.83 UJ	0.83 UJ	0.83 UJ
1,1-Dichloroethane	- -	7.7	ug/m3	0.62 U	0.62 U	0.62 U	0.62 U
1,1-Dichloroethene	- -	880	ug/m3	0.60 U	0.60 U	0.60 U	0.60 U
1,2,4-Trichlorobenzene	- -	8.8	ug/m3	1.1 UJ	1.1 U	1.1 UJ	1.1 UJ
1,2,4-Trimethylbenzene	- -	31	ug/m3	2.2	1.1 J	1.5	2.4
1,2-Dibromoethane	- -	0.02	ug/m3	1.2 U	1.2 U	1.2 U	1.2 U
1,2-Dichloro-1,1,2,2-tetrafluoroethane	- -	- -	ug/m3	1.1 U	1.1 U	1.1 U	1.1 U
1,2-Dichlorobenzene	- -	880	ug/m3	0.92 U	0.92 U	0.92 U	0.92 U
1,2-Dichloroethane	- -	0.47	ug/m3	0.62 U	0.62 U	0.62 U	0.62 U
1,2-Dichloropropane	- -	1.2	ug/m3	0.70 U	0.70 U	0.70 U	0.70 U
1,3,5-Trimethylbenzene	- -	- -	ug/m3	0.70 J	0.50 J	0.75 U	0.60 J
1,3-Butadiene	- -	0.41	ug/m3	0.34 U	0.34 U	0.34 U	0.34 U
1,3-Dichlorobenzene	- -	- -	ug/m3	0.92 U	0.92 U	0.92 U	0.92 U
1,4-Dichlorobenzene	- -	1.1	ug/m3	34 D	6.7	7.6	3.1
1,4-Dioxane	- -	1.6	ug/m3	1.1 U	1.1 U	1.1 U	1.1 U
2,2,4-Trimethylpentane	- -	- -	ug/m3	0.71 U	0.71 U	0.71 U	0.71 U
2-Butanone	- -	22000	ug/m3	3.7	3.1	3	3.4
2-Hexanone	- -	130	ug/m3	1.2 U	1.2 U	1.2 U	1.2 U
3-Chloropropene	- -	2	ug/m3	0.48 U	0.48 U	0.48 U	0.48 U
4-Ethyltoluene	- -	- -	ug/m3	0.75 U	0.75 U	0.75 U	0.75 U
4-Methyl-2-pentanone	- -	13000	ug/m3	1.2 U	1.2 U	1.2 U	1.2 U
Acetone	- -	140000	ug/m3	56 D	43 D	28 D	23 D
Benzene	- -	1.6	ug/m3	1.2	0.91	1.2	1
Benzyl Chloride	- -	0.25	ug/m3	0.88 UJ	0.88 UJ	0.88 UJ	0.88 UJ
Bromodichloromethane	- -	0.33	ug/m3	1.0 U	1.0 U	1.0 U	1.0 U
Bromoform	- -	11	ug/m3	1.6 U	1.6 U	1.6 U	1.6 U
Bromomethane	- -	22	ug/m3	0.59 U	0.59 U	0.59 U	0.59 U
Carbon Disulfide	- -	3100	ug/m3	0.47 U	0.47 U	0.44 J	0.41 J
Carbon Tetrachloride	- -	2	ug/m3	0.32	0.32	0.38	0.32
Chlorobenzene	- -	220	ug/m3	0.70 U	0.70 U	0.70 U	0.70 U
Chloroethane	- -	44000	ug/m3	0.40 U	0.40 U	0.40 U	0.40 U
Chloroform	- -	0.53	ug/m3	0.74 U	0.74 U	0.74 U	0.74 U
Chloromethane	- -	390	ug/m3	0.76	0.69	0.71	0.59
cis-1,2-Dichloroethene	- -	- -	ug/m3	0.60 U	0.60 U	0.60 U	0.60 U
cis-1,3-Dichloropropene (a)	- -	3.1	ug/m3	0.69 U	0.69 U	0.69 U	0.69 U
Cyclohexane	- -	26000	ug/m3	2.6	1.6	1.5	5.8
Dibromochloromethane	- -	0.45	ug/m3	1.3 U	1.3 U	1.3 U	1.3 U
Dichlorodifluoromethane	- -	440	ug/m3	1.7 J	2.0 J	2.4 J	1.9 J
Ethyl acetate	- -	- -	ug/m3	25 D	0.92 U	0.92 U	0.92 U
Ethylbenzene	- -	4.9	ug/m3	0.84	0.49 J	0.57 J	0.66
Heptane	- -	- -	ug/m3	5	2	3.4	2.5
Hexachlorobutadiene	- -	0.56	ug/m3	1.6 UJ	1.6 UJ	1.6 UJ	1.6 UJ
Isopropyl alcohol	- -	31000	ug/m3	540 JD	590 JD	1100 JD	1400 JD
m&p-Xylene	- -	440	ug/m3	2.3 J	1.1 J	1.3 J	2.0 J
Methyl tert-butyl ether	- -	47	ug/m3	0.55 U	0.55 U	0.55 U	0.55 U
Methylene Chloride	60	26	ug/m3	**120 D**	**500 D**	**700 D**	**800 D**
n-Hexane	- -	3100	ug/m3	1.7	1.3	2.7	2.6
o-Xylene	- -	440	ug/m3	0.62 J	0.44 J	0.57 J	0.79
Propylene	- -	13000	ug/m3	0.26 UJ	0.26 UJ	0.26 UJ	0.26 UJ
Styrene	- -	4400	ug/m3	0.65 U	0.65 U	0.65 U	0.74
Tetrachloroethene	100	2.1	ug/m3	1.0 U	1.0 U	1.0 U	1.0 U
Tetrahydrofuran	- -	- -	ug/m3	1.7 J	9.5 J	8.1 JD	38 JD
Toluene	- -	22000	ug/m3	31 D	7.5	6.5 D	5.5
trans-1,2-Dichloroethene	- -	260	ug/m3	0.60 U	0.60 U	0.60 U	0.56 J
trans-1,3-Dichloropropene (a)	- -	3.1	ug/m3	0.69 UJ	0.69 UJ	0.69 UJ	0.69 UJ
Trichloroethene	5	6.1	ug/m3	0.76	0.38	1.3	0.6
Trichlorofluoromethane	- -	3100	ug/m3	1	1.3	1.4	1.1
Vinyl Acetate	- -	880	ug/m3	0.54 U	0.54 U	0.54 U	4.2
Vinyl Bromide	- -	0.38	ug/m3	0.67 U	0.67 U	0.67 U	0.67 U
Vinyl Chloride	- -	2.8	ug/m3	0.10 U	0.10 U	0.10 U	0.10 U

ARCADIS

Table 5. Comparison of Constituents in Indoor Air to NYSDOH Air Guidelines and USEPA Regional Screening Levels for Industrial Air

Location ID: Date Collected: Area:	NYSDOH Air Guideline Value	USEPA RSL - Industrial Air	Units	VMP-7 01/24/11	VMP-7A 01/24/11
1,1,1-Trichloroethane	- -	22000	ug/m3	0.83 U	0.83 U
1,1,2,2-Tetrachloroethane	- -	0.21	ug/m3	1.0 U	1.0 U
1,1,2-trichloro-1,2,2-trifluoroethane	- -	130000	ug/m3	1.2 U	1.2 U
1,1,2-Trichloroethane	- -	0.77	ug/m3	0.83 UJ	0.83 UJ
1,1-Dichloroethane	- -	7.7	ug/m3	0.62 U	0.62 U
1,1-Dichloroethene	- -	880	ug/m3	0.60 U	0.60 U
1,2,4-Trichlorobenzene	- -	8.8	ug/m3	1.1 UJ	1.1 UJ
1,2,4-Trimethylbenzene	- -	31	ug/m3	1.4	1.1
1,2-Dibromoethane	- -	0.02	ug/m3	1.2 U	1.2 U
1,2-Dichloro-1,1,2,2-tetrafluoroethane	- -	- -	ug/m3	1.1 U	1.1 U
1,2-Dichlorobenzene	- -	880	ug/m3	0.92 U	0.92 U
1,2-Dichloroethane	- -	0.47	ug/m3	0.62 U	0.62 U
1,2-Dichloropropane	- -	1.2	ug/m3	0.70 U	0.70 U
1,3,5-Trimethylbenzene	- -	- -	ug/m3	0.50 J	0.75 U
1,3-Butadiene	- -	0.41	ug/m3	0.34 U	0.34 U
1,3-Dichlorobenzene	- -	- -	ug/m3	0.92 U	0.92 U
1,4-Dichlorobenzene	- -	1.1	ug/m3	3.5	2.9
1,4-Dioxane	- -	1.6	ug/m3	1.1 U	1.1 U
2,2,4-Trimethylpentane	- -	- -	ug/m3	0.71 U	0.71 U
2-Butanone	- -	22000	ug/m3	6.9	4.3
2-Hexanone	- -	130	ug/m3	1.2 U	1.2 U
3-Chloropropene	- -	2	ug/m3	0.48 U	0.48 U
4-Ethyltoluene	- -	- -	ug/m3	0.75 U	0.75 U
4-Methyl-2-pentanone	- -	13000	ug/m3	1.2 U	1.2 U
Acetone	- -	140000	ug/m3	23 D	22 D
Benzene	- -	1.6	ug/m3	1.1	1
Benzyl Chloride	- -	0.25	ug/m3	0.88 UJ	0.88 UJ
Bromodichloromethane	- -	0.33	ug/m3	1.0 U	1.0 U
Bromoform	- -	11	ug/m3	1.6 U	1.6 U
Bromomethane	- -	22	ug/m3	0.59 U	0.59 U
Carbon Disulfide	- -	3100	ug/m3	0.47 U	0.47 U
Carbon Tetrachloride	- -	2	ug/m3	0.26	0.32
Chlorobenzene	- -	220	ug/m3	0.70 U	0.70 U
Chloroethane	- -	44000	ug/m3	0.40 U	0.40 U
Chloroform	- -	0.53	ug/m3	0.74 U	0.74 U
Chloromethane	- -	390	ug/m3	0.69	0.65
cis-1,2-Dichloroethene	- -	- -	ug/m3	0.60 U	0.60 U
cis-1,3-Dichloropropene (a)	- -	3.1	ug/m3	0.69 U	0.69 U
Cyclohexane	- -	26000	ug/m3	6.3	5.3
Dibromochloromethane	- -	0.45	ug/m3	1.3 U	1.3 U
Dichlorodifluoromethane	- -	440	ug/m3	2.3 J	1.9 J
Ethyl acetate	- -	- -	ug/m3	0.92 U	0.92 U
Ethylbenzene	- -	4.9	ug/m3	0.66	0.53 J
Heptane	- -	- -	ug/m3	2.2	2
Hexachlorobutadiene	- -	0.56	ug/m3	1.6 UJ	1.6 UJ
Isopropyl alcohol	- -	31000	ug/m3	1600 JD	1200 JD
m&p-Xylene	- -	440	ug/m3	1.5 J	1.4 J
Methyl tert-butyl ether	- -	47	ug/m3	0.55 U	0.55 U
Methylene Chloride	60	26	ug/m3	**970 D**	**1200 D**
n-Hexane	- -	3100	ug/m3	2.2	2
o-Xylene	- -	440	ug/m3	0.62 J	0.66 U
Propylene	- -	13000	ug/m3	0.26 UJ	0.26 UJ
Styrene	- -	4400	ug/m3	0.87	0.56 J
Tetrachloroethene	100	2.1	ug/m3	1.0 U	1.0 U
Tetrahydrofuran	- -	- -	ug/m3	31 JD	95 JD
Toluene	- -	22000	ug/m3	6.4	6.5
trans-1,2-Dichloroethene	- -	260	ug/m3	0.6	0.60 U
trans-1,3-Dichloropropene (a)	- -	3.1	ug/m3	0.69 UJ	0.69 UJ
Trichloroethene	5	6.1	ug/m3	0.55	0.44
Trichlorofluoromethane	- -	3100	ug/m3	1.4	1.3
Vinyl Acetate	- -	880	ug/m3	5.7	3.9
Vinyl Bromide	- -	0.38	ug/m3	0.67 U	0.67 U
Vinyl Chloride	- -	2.8	ug/m3	0.10 U	0.10 U

-- = Not available.
J = Analyte detected at or below quantitation limits and/or estimated value.
NYSDOH = New York State Department of Health.
U = Not detected at the reporting limit.
D = Diluted Value
USEPA RSL values from June 2011 table
(a) 1,3-Dichloropene used as a surrogate
Bolded values exceed a NYSDOH Air Guideline
Shaded values exceed a USEPA RSL

ARCADIS

Table 6. Comparison of 2009, 2010 and 2011 Actions Using NYSDOH Matrices

Constituent	VMP-1A		
	2009 Sampling Matrix Result	2010 Sampling Matrix Result	2011 Sampling Matrix Result
1,1,1-Trichloroethane	No Further Action	No Further Action	Did not sample this location in 2011
1,1-Dichloroethene	No Further Action	No Further Action	
Carbon Tetrachloride	Background [a]	No Further Action	
cis-1,2-Dichloroethene	No Further Action	No Further Action	
Tetrachloroethene	No Further Action	No Further Action	
Trichloroethene	Monitor	Background [a]	
Vinyl Chloride	No Further Action	No Further Action	

Constituent	VMP-1B		
	2009 Sampling Matrix Result	2010 Sampling Matrix Result	2011 Sampling Matrix Result
1,1,1-Trichloroethane	No Further Action	No Further Action	No further action
1,1-Dichloroethene	No Further Action	No Further Action	No further action
Carbon Tetrachloride	Background [a]	Background [a]	Background [a]
cis-1,2-Dichloroethene	No Further Action	No Further Action	No further action
Tetrachloroethene	No Further Action	No Further Action	No further action
Trichloroethene	Monitor	Background [a]	Background [a]
Vinyl Chloride	No Further Action	No Further Action	No further action

Constituent	VMP-1C		
	2009 Sampling Matrix Result	2010 Sampling Matrix Result	2011 Sampling Matrix Result
1,1,1-Trichloroethane	No Further Action	No Further Action	Did not sample this location in 2011
1,1-Dichloroethene	No Further Action	No Further Action	
Carbon Tetrachloride	Background [a]	Background [a]	
cis-1,2-Dichloroethene	No Further Action	No Further Action	
Tetrachloroethene	No Further Action	No Further Action	
Trichloroethene	Background [a]	Background [a]	
Vinyl Chloride	No Further Action	No Further Action	

Constituent	VMP-2A		
	2009 Sampling Matrix Result	2010 Sampling Matrix Result	2011 Sampling Matrix Result
1,1,1-Trichloroethane	No Further Action	No Further Action	Did not sample this location in 2011
1,1-Dichloroethene	No Further Action	No Further Action	
Carbon Tetrachloride	Background [a]	Background [a]	
cis-1,2-Dichloroethene	No Further Action	No Further Action	
Tetrachloroethene	No Further Action	No Further Action	
Trichloroethene	Background [a]	Background [a]	
Vinyl Chloride	No Further Action	No Further Action	

Constituent	VMP-2B		
	2009 Sampling Matrix Result	2010 Sampling Matrix Result	2011 Sampling Matrix Result
1,1,1-Trichloroethane	No Further Action	No Further Action	No further action
1,1-Dichloroethene	No Further Action	No Further Action	No further action
Carbon Tetrachloride	Background [a]	Background [a]	Background [a]
cis-1,2-Dichloroethene	No Further Action	No Further Action	No further action
Tetrachloroethene	No Further Action	No Further Action	No further action
Trichloroethene	Background [a]	Background [a]	Monitor
Vinyl Chloride	No Further Action	No Further Action	No further action

Constituent	VMP-2C		
	2009 Sampling Matrix Result	2010 Sampling Matrix Result	2011 Sampling Matrix Result
1,1,1-Trichloroethane	No Further Action	No Further Action	No further action
1,1-Dichloroethene	No Further Action	No Further Action	No further action
Carbon Tetrachloride	Background [a]	Background [a]	Background [a]
cis-1,2-Dichloroethene	No Further Action	No Further Action	No further action
Tetrachloroethene	No Further Action	No Further Action	No further action
Trichloroethene	Background [a]	Background [a]	Background [a]
Vinyl Chloride	No Further Action	No Further Action	No further action

ARCADIS

Table 6. Comparison of 2009, 2010 and 2011 Actions Using NYSDOH Matrices

Constituent	VMP-3A		
	2009 Sampling Matrix Result	2010 Sampling Matrix Result	2011 Sampling Matrix Result
1,1,1-Trichloroethane	Monitor	No Further Action	No further action
1,1-Dichloroethene	No Further Action	No Further Action	No further action
Carbon Tetrachloride	Background [a]	Background [a]	Background [a]
cis-1,2-Dichloroethene	No Further Action	No Further Action	No further action
Tetrachloroethene	No Further Action	No Further Action	No further action
Trichloroethene	Mitigate	Mitigate	Background [a]
Vinyl Chloride	No Further Action	No Further Action	No further action

Constituent	VMP-3B		
	2009 Sampling Matrix Result	2010 Sampling Matrix Result	2011 Sampling Matrix Result
1,1,1-Trichloroethane	No Further Action	No Further Action	No further action
1,1-Dichloroethene	No Further Action	No Further Action	No further action
Carbon Tetrachloride	Background [a]	Background [a]	Background [a]
cis-1,2-Dichloroethene	No Further Action	No Further Action	No further action
Tetrachloroethene	No Further Action	No Further Action	No further action
Trichloroethene	Background [a]	Background [a]	Background [a]
Vinyl Chloride	No Further Action	No Further Action	No further action

Constituent	VMP-3C		
	2009 Sampling Matrix Result	2010 Sampling Matrix Result	2011 Sampling Matrix Result
1,1,1-Trichloroethane	No Further Action	No Further Action	Did not sample this location in 2011
1,1-Dichloroethene	No Further Action	No Further Action	
Carbon Tetrachloride	Background [a]	Background [a]	
cis-1,2-Dichloroethene	No Further Action	No Further Action	
Tetrachloroethene	No Further Action	No Further Action	
Trichloroethene	Background [a]	Background [a]	
Vinyl Chloride	No Further Action	No Further Action	

Constituent	VMP-3D		
	2009 Sampling Matrix Result	2010 Sampling Matrix Result	2011 Sampling Matrix Result
1,1,1-Trichloroethane	No Further Action	No Further Action	No further action
1,1-Dichloroethene	No Further Action	No Further Action	No further action
Carbon Tetrachloride	Background [a]	Background [a]	Background [a]
cis-1,2-Dichloroethene	No Further Action	No Further Action	No further action
Tetrachloroethene	No Further Action	No Further Action	No further action
Trichloroethene	Background [a]	Background [a]	Background [a]
Vinyl Chloride	No Further Action	Background [a]	No further action

Constituent	VMP-3E		
	2009 Sampling Matrix Result	2010 Sampling Matrix Result	2011 Sampling Matrix Result
1,1,1-Trichloroethane	No Further Action	No Further Action	No further action
1,1-Dichloroethene	No Further Action	No Further Action	No further action
Carbon Tetrachloride	Background [a]	Background [a]	Background [a]
cis-1,2-Dichloroethene	No Further Action	No Further Action	No further action
Tetrachloroethene	No Further Action	No Further Action	No further action
Trichloroethene	Background [a]	Background [a]	Background [a]
Vinyl Chloride	No Further Action	No Further Action	No further action

Constituent	VMP-4		
	2009 Sampling Matrix Result	2010 Sampling Matrix Result	2011 Sampling Matrix Result
1,1,1-Trichloroethane	No Further Action	No Further Action	No further action
1,1-Dichloroethene	No Further Action	No Further Action	No further action
Carbon Tetrachloride	Background [a]	Background [a]	Background [a]
cis-1,2-Dichloroethene	No Further Action	No Further Action	No further action
Tetrachloroethene	No Further Action	No Further Action	No further action
Trichloroethene	Background [a]	Background [a]	Background [a]
Vinyl Chloride	No Further Action	No Further Action	No further action

Notes:

[a] Take reasonable and practical actions to identify source(s) and reduce exposures.

NYSDOH = New York State Department of Health.

ARCADIS

Figures

CITY:(MAHWAH) DIV/GROUP:(ENRI- 1) DB:(JG LD:(Opt) PIC:(Opt) PM:(CM) TM:(BM) LYR:(Opt)ON=*;OFF=*REF*
G:\ENVCAD\Mahwah\ACT\NJ000646\0001\00001\SAMPLE LOCATIONS\FIG 1-SITE LOCATION.dwg LAYOUT: 1 SAVED: 3/3/2010 4:18 PM ACADVER: 17.1S (LMS TECH) PAGESETUP: ----PLOTSTYLETABLE: ----PLOTTED: 3/3/2010 4:19 PM BY: GONZALEZ, JAMES

XREFS: IMAGES: PROJECTNAME: ----
Continuous Water Level Elev.jpg
Picture1.jpg

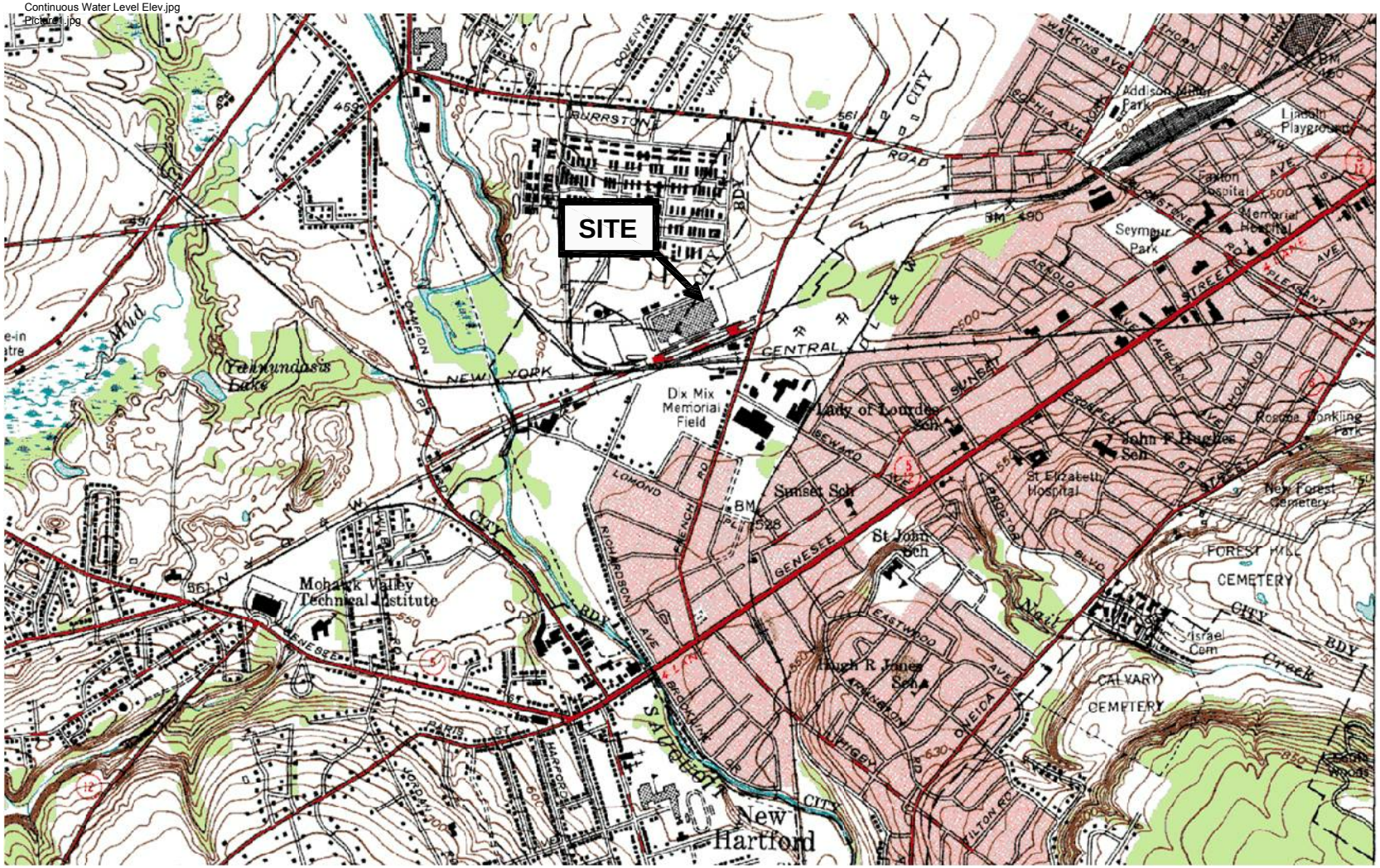

0 12000 24000
SCALE IN FEET

FORMER LOCKHEED MARTIN FRENCH ROAD FACILITY
UTICA, NEW YORK
ANNUAL VAPOR INTRUSION STUDY REPORT FOR THE SOLVENT DOCK AREA

SITE LOCATION MAP

ARCADIS

FIGURE
1

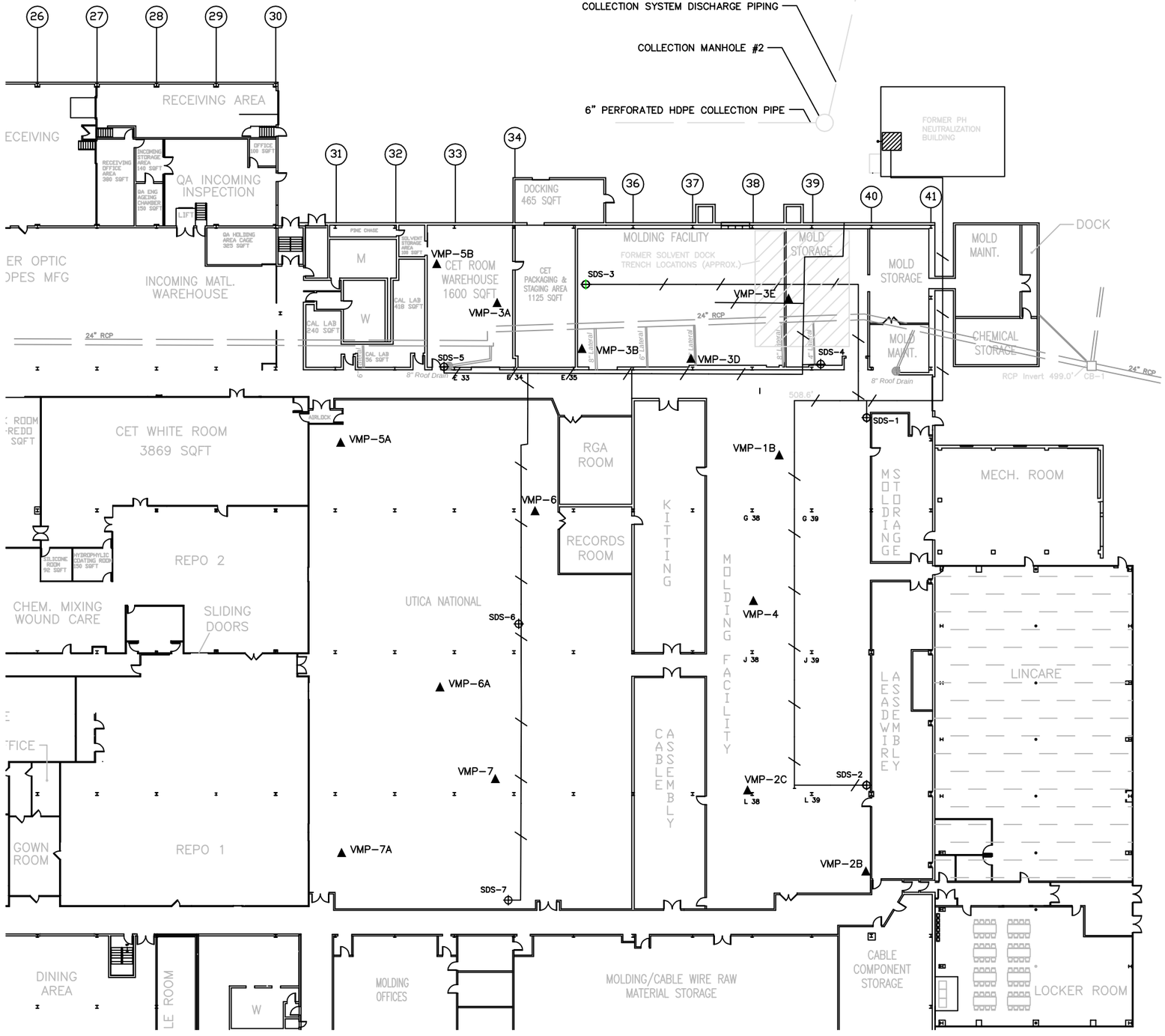

LEGEND

- SDS-1 — LOCATION OF SUBSLAB DEPRESSURIZATION SUMP (SDS)
- VMP-4 — PERMANENT VAPOR MONITORING POINT (VMP)
- LOCATION OF SUBSLAB DEPRESSURIZATION SYSTEM EQUIPMENT
- LOCATION OF SUBSLAB DEPRESSURIZATION ABOVE GRADE PIPING
- (35) — BUILDING COLUMN LINE IDENTIFICATION
- 24" RCP — ACTIVE FACILITY STORM SEWER

N — PLANT NORTH

NOTES:

1.BASE DRAWING SOURCE: CONMED, TITLE: FRENCH ROAD BLOCK PLAN PROPOSED SPACE UTILIZATION, DRAWING NO:FR001, DATE: 01/28/94. CONMED SOURCE DRAWING: LOCKHEED MARTIN DRAWING NUMBER RFABLK.DWG JEG 310CT94.

0 40 80
SCALE IN FEET

FORMER LOCKHEED MARTIN FRENCH ROAD FACILITY
UTICA, NEW YORK
ANNUAL VAPOR INTRUSION STUDY REPORT FOR THE SOLVENT DOCK AREA

Site Plan and System Layout

ARCADIS

FIGURE 2

CITY: (MAHWAH, NJ) SYRACUSE, NY DIV/GROUP: ENV/CADD DB/J. GONZALEZ, L. POSENAUER, P. LISTER PM: C.MOTTA TM/TR: J. BONSTEEL LYR: ON=*;OFF=REF, (FRZ)
G:\ENV\CAD\SYRACUSE\RETURN-TO\Mahwah-NJ\NJ001029\0001\000001\DWG\010129B01.DWG LAYOUT: 2SAVED: 3/4/2011 4:25 PM ACADVER: 18.0S (LMS TECH) PAGESETUP: ---PLOTSTYLETABLE: ARCADIS.CTB PLOTTED: 3/4/2011 4:26 PM BY: LISTER, PAUL

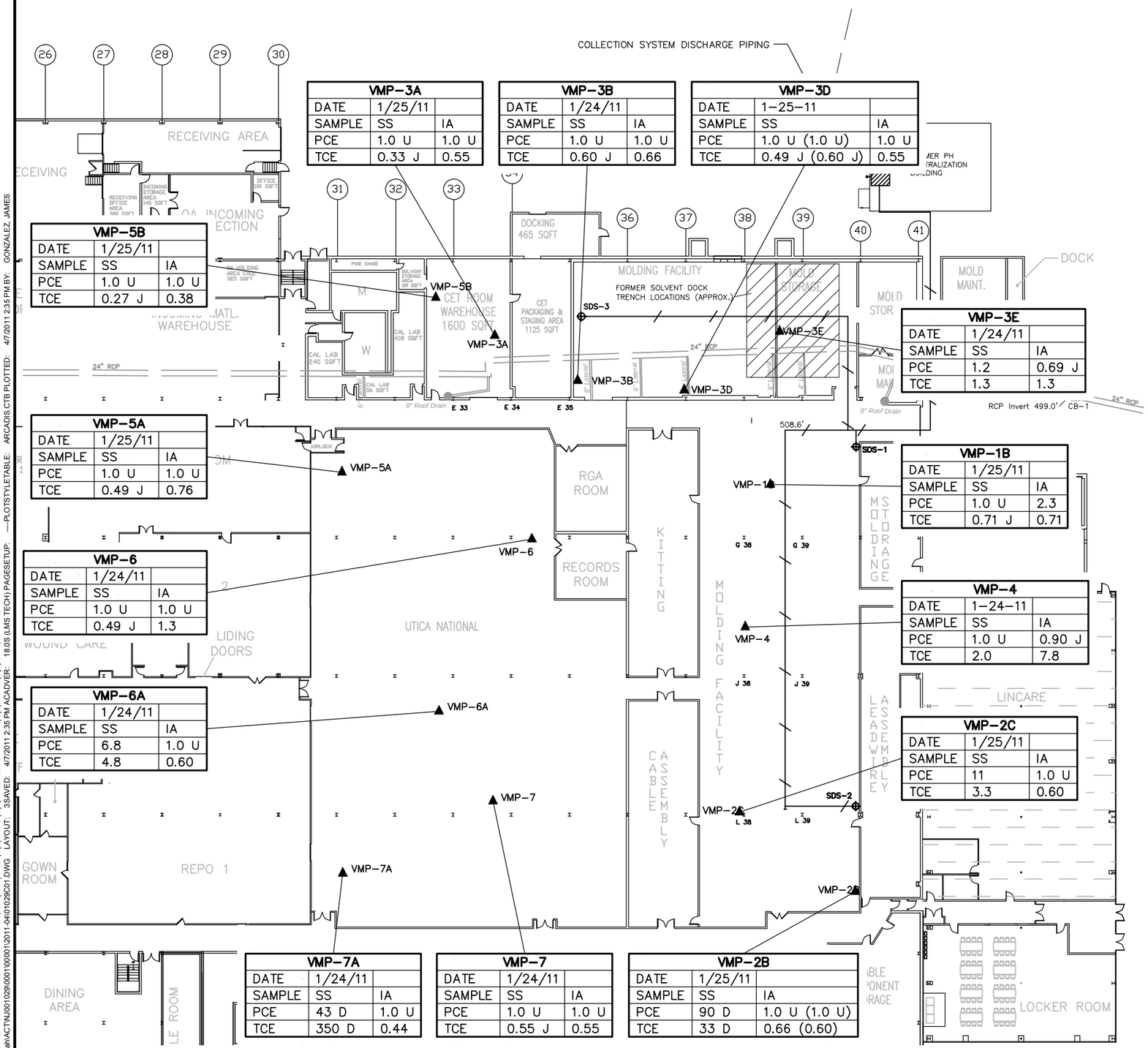

VMP-3A		
DATE	1/25/11	
SAMPLE	SS	IA
PCE	1.0 U	1.0 U
TCE	0.33 J	0.55

VMP-3B		
DATE	1/24/11	
SAMPLE	SS	IA
PCE	1.0 U	1.0 U
TCE	0.60 J	0.66

VMP-3D		
DATE	1-25-11	
SAMPLE	SS	IA
PCE	1.0 U (1.0 U)	1.0 U
TCE	0.49 J (0.60 J)	0.55

VMP-5B		
DATE	1/25/11	
SAMPLE	SS	IA
PCE	1.0 U	1.0 U
TCE	0.27 J	0.38

VMP-3E		
DATE	1/24/11	
SAMPLE	SS	IA
PCE	1.2	0.69 J
TCE	1.3	1.3

VMP-5A		
DATE	1/25/11	
SAMPLE	SS	IA
PCE	1.0 U	1.0 U
TCE	0.49 J	0.76

VMP-1B		
DATE	1/25/11	
SAMPLE	SS	IA
PCE	1.0 U	2.3
TCE	0.71 J	0.71

VMP-6		
DATE	1/24/11	
SAMPLE	SS	IA
PCE	1.0 U	1.0 U
TCE	0.49 J	1.3

VMP-4		
DATE	1-24-11	
SAMPLE	SS	IA
PCE	1.0 U	0.90 J
TCE	2.0	7.8

VMP-6A		
DATE	1/24/11	
SAMPLE	SS	IA
PCE	6.8	1.0 U
TCE	4.8	0.60

VMP-2C		
DATE	1/25/11	
SAMPLE	SS	IA
PCE	11	1.0 U
TCE	3.3	0.60

VMP-7A		
DATE	1/24/11	
SAMPLE	SS	IA
PCE	43 D	1.0 U
TCE	350 D	0.44

VMP-7		
DATE	1/24/11	
SAMPLE	SS	IA
PCE	1.0 U	1.0 U
TCE	0.55 J	0.55

VMP-2B		
DATE	1/25/11	
SAMPLE	SS	IA
PCE	90 D	1.0 U (1.0 U)
TCE	33 D	0.66 (0.60)

LEGEND

- SDS-1 — LOCATION OF SUBSLAB DEPRESSURIZATION SUMP (SDS)
- VMP-4 — PERMANENT VAPOR MONITORING POINT (VMP)
- LOCATION OF SUBSLAB DEPRESSURIZATION SYSTEM EQUIPMENT
- LOCATION OF SUBSLAB DEPRESSURIZATION ABOVE GRADE PIPING
- (35) — BUILDING COLUMN LINE IDENTIFICATION
- 24" RCP — ACTIVE FACILITY STORM SEWER

N — PLANT NORTH

NOTES:

1. BASE DRAWING SOURCE: CONMED, TITLE: FRENCH ROAD BLOCK PLAN PROPOSED SPACE UTILIZATION, DRAWING NO: FR001, DATE: 01/28/94. CONMED SOURCE DRAWING: LOCKHEED MARTIN DRAWING NUMBER RFABLK.DWG JEG 310CT94.
2. ANALYTICAL RESULTS REPORTED IN MICROGRAMS PER CUBIC METER ($\mu g/m^3$).

0 40 80
SCALE IN FEET

FORMER LOCKHEED MARTIN FRENCH ROAD FACILITY
UTICA, NEW YORK
ANNUAL VAPOR INTRUSION STUDY REPORT FOR THE SOLVENT DOCK AREA

JANUARY 2011 SUB-SLAB/INDOOR AIR SAMPLE LOCATIONS AND ANALYTICAL RESULTS

ARCADIS

FIGURE 3

CITY:MAHWAH, NJ DIV/GROUP: 141/ENVCAD DB:JG, LJP(SYR) LD:(Opt) PIC:(Opt) PM: C.MOTTA TM:(Opt) LYR:(Opt)ON=*;OFF=*REF* G:\ENVCAD\Mahwah\ACTIVE\NJ001029\0001\0000\12011-04\001029C01.DWG LAYOUT: 3SAVED: 4/7/2011 2:35 PM BY: GONZALEZ, JAMES ACADVER: 18.0S (LMS TECH) PAGESETUP: ---PLOTSTYLETABLE: ARCADIS CTB PLOTTED: 4/7/2011 2:35 PM BY: GONZALEZ, JAMES

ARCADIS

Appendix A

Historical Data Summary

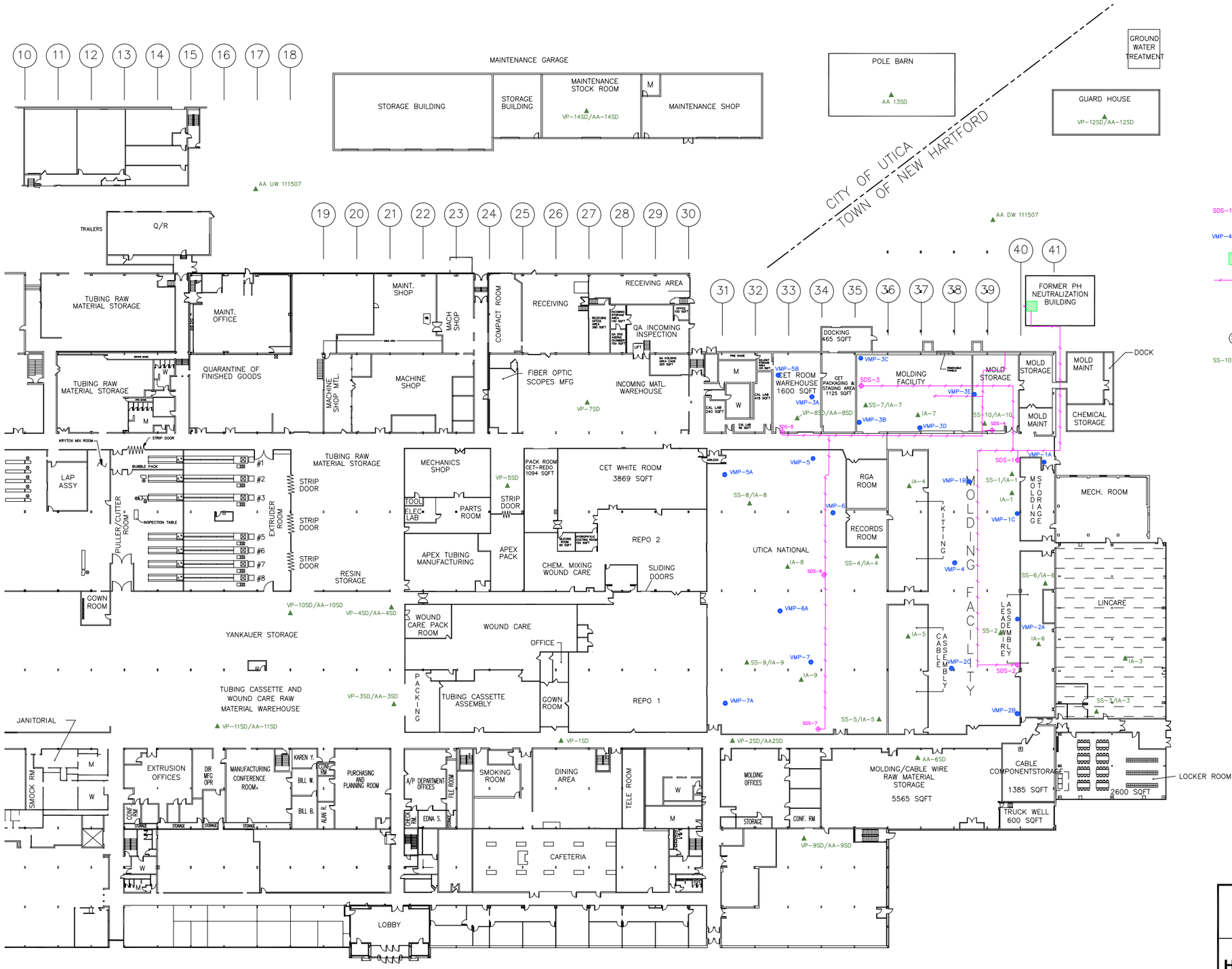

FORMER LOCKHEED MARTIN FRENCH ROAD FACILITY
UTICA, NEW YORK
ANNUAL VAPOR INTRUSION STUDY REPORT FOR THE SOLVENT DOCK AREA

HISTORICAL SAMPLING LOCATION PLAN

ARCADIS

FIGURE
A-1

CITY:MAHWAH DIV/GROUP:ENVCAD DB:JG LD:(Opt) PIC:(Opt) PM:(Reqd) TM:(Opt) LYR:(On)ON=*;OFF=*REF*
C:\ENVCAD\STRACUSE\RETURN-TO\Mahwah-NJ\NJ001014000\100003\2010-02\FIG A-1-HISTORIC SAMPLING LOCATION PLAN.dwg LAYOUT: A-1 SAVED: 3/23/2011 9:43 AM ACADVER: 18.0S (LMS TECH) PAGESETUP: ---- PLOTSTYLETABLE: PLTFULL.CTB PLOTTED: 3/23/2011 9:44 AM BY:
KOHLMEIER, ERIC
XREFS: IMAGES: PROJECTNAME: ---
00640X01

ARCADIS

Table A-1. Summary of Indoor Air and Sub-Slab Soil Gas Sample Results,
Former Lockheed Martin French Road Facility, Utica, New York

Location ID:		IA-1	IA-3	IA-4	IA-5	IA-6	IA-7	IA-8
Lab Sample ID:		06B07713	06B07716	06B07701	06B07703	06B07714	06B07711	06B07707
Date Collected:		02/26/06	02/26/06	02/26/06	02/26/06	02/26/06	02/26/06	02/26/06
Sample Type		Indoor Air	Indoor Air	Indoor Air	Indoor Air	Indoor Air	Indoor Air	Indoor Air
Field Notes:								
1,1,1-Trichloroethane	ug/m3	0.70 U	0.70 U	0.70 U	0.70 U [0.70 U]	0.70 U	0.70 U	0.70 U
1,1,2,2-Tetrachloroethane	ug/m3	0.90 U	0.90 U	0.90 U	0.90 U [0.90 U]	0.90 U	0.90 U	0.90 U
1,1,2-trichloro-1,2,2-trifluoroethane	ug/m3	1.0 U	1.0 U	1.0 U	1.0 U [1.0 U]	1.0 U	1.0 U	1.0 U
1,1,2-Trichloroethane	ug/m3	NA	NA	NA	NA	NA	NA	NA
1,1-Dichloroethane	ug/m3	0.50 U	0.50 U	0.50 U	0.50 U [0.50 U]	0.50 U	0.50 U	0.50 U
1,1-Dichloroethene	ug/m3	0.50 U	0.50 U	0.50 U	0.50 U [0.50 U]	0.50 U	0.50 U	0.50 U
1,2,4-Trichlorobenzene	ug/m3	NA	NA	NA	NA	NA	NA	NA
1,2,4-Trimethylbenzene	ug/m3	18	13	2.0	8.7 [9.4]	10	11	17
1,2-Dibromoethane	ug/m3	NA	NA	NA	NA	NA	NA	NA
1,2-Dichloro-1,1,2,2-tetrafluoroethane	ug/m3	NA	NA	NA	NA	NA	NA	NA
1,2-Dichlorobenzene	ug/m3	NA	NA	NA	NA	NA	NA	NA
1,2-Dichloroethane	ug/m3	NA	NA	NA	NA	NA	NA	NA
1,2-Dichloropropane	ug/m3	NA	NA	NA	NA	NA	NA	NA
1,3,5-Trimethylbenzene	ug/m3	4.8	4.0	2.0 U	2.6 [2.6]	3.0	3.3	4.7
1,3-Butadiene	ug/m3	NA	NA	NA	NA	NA	NA	NA
1,3-Dichlorobenzene	ug/m3	1.0	2.5 U	0.80 U	0.80 U [0.80 U]	2.5 U	0.80 U	0.80 U
1,4-Dichlorobenzene	ug/m3	2.5 U	2.5 U	6.5	2.5 U [2.5 U]	2.5 U	2.5 U	2.5 U
1,4-Dioxane	ug/m3	NA	NA	NA	NA	NA	NA	NA
2,2,4-Trimethylpentane	ug/m3	NA	NA	NA	NA	NA	NA	NA
2-Butanone	ug/m3	2.1	9.6	3.4	3.2 [6.1]	5.1	2.0	2.8
2-Hexanone	ug/m3	1.7 U	1.8	0.50 U	0.50 U [0.50 U]	1.7 U	1.7 U	0.50 U
3-Chloropropene	ug/m3	NA	NA	NA	NA	NA	NA	NA
4-Ethyltoluene	ug/m3	4.3	4.7	2.0 U	2.5 [2.8]	3.8	3.3	4.2
4-Methyl-2-pentanone	ug/m3	0.50 U	0.50 U	1.7 U	3.4 [4.6]	1.8	0.50 U	1.7 U
Acetone	ug/m3	44	22	110	50 [66]	66	130	100
Benzene	ug/m3	1.9	1.4	0.40 U	0.40 U [0.40 U]	1.6	1.4	1.7
Benzyl Chloride	ug/m3	NA	NA	NA	NA	NA	NA	NA
Bromodichloromethane	ug/m3	NA	NA	NA	NA	NA	NA	NA
Bromoform	ug/m3	NA	NA	NA	NA	NA	NA	NA
Bromomethane	ug/m3	NA	NA	NA	NA	NA	NA	NA
Carbon Disulfide	ug/m3	0.40 U	0.40 U	0.40 U	0.40 U [0.40 U]	0.40 U	0.40 U	0.40 U
Carbon Tetrachloride	ug/m3	NA	NA	NA	NA	NA	NA	NA
Chlorobenzene	ug/m3	0.60 U	0.60 U	0.60 U	0.60 U [0.60 U]	0.60 U	0.60 U	0.60 U
Chloroethane	ug/m3	0.40 U	0.40 U	0.40 U	0.40 U [0.40 U]	0.40 U	0.40 U	0.40 U
Chloroform	ug/m3	0.60 U	0.60 U	0.60 U	0.60 U [0.60 U]	0.60 U	0.60 U	0.60 U
Chloromethane	ug/m3	1.3	0.90	1.3	1.1 [1.2]	0.90	1.0	1.1
cis-1,2-Dichloroethene	ug/m3	0.50 U	0.50 U	0.50 U	0.50 U [0.50 U]	0.50 U	0.50 U	0.50 U
cis-1,3-Dichloropropene	ug/m3	NA	NA	NA	NA	NA	NA	NA
Cyclohexane	ug/m3	17	1.4 U	9.4	9.8 [9.0]	1.4 U	1.4 U	8.7
Dibromochloromethane	ug/m3	NA	NA	NA	NA	NA	NA	NA
Dichlorodifluoromethane	ug/m3	2.7	5.3	2.8	2.7 [2.9]	3.3	1.9	2.7
Ethyl acetate	ug/m3	0.50 U	0.50 U	0.50 U	0.50 U [0.50 U]	0.50 U	0.50 U	0.50 U
Ethylbenzene	ug/m3	9.7	9.9	1.8 U	4.9 [4.7]	9.2	9.3	12
Heptane	ug/m3	6.9	2.7	6.5	2.0 [1.8]	3.0	3.3	3.2
Hexachlorobutadiene	ug/m3	NA	NA	NA	NA	NA	NA	NA
Isopropanol	ug/m3	46	180	130	200 [280]	290	140	79
Isopropyl alcohol	ug/m3	NA	NA	NA	NA	NA	NA	NA
m&p-Xylene	ug/m3	41	37	4.1	21 [21]	32	34	47
Methyl tert-butyl ether	ug/m3	NA	NA	NA	NA	NA	NA	NA
Methylene Chloride	ug/m3	3.9	0.80 U	5.9	5.6 [5.1]	2.1	3.8	9.7
o-Xylene	ug/m3	18	13	1.9	9.6 [9.5]	12	16	27
Propylene	ug/m3	0.30 U	0.70 U	0.30 U	0.30 U [0.30 U]	0.70 U	0.30 U	0.30 U
Styrene	ug/m3	1.8 U	1.9	1.8 U	1.8 U [1.8 U]	2.0	1.8 U	1.8 U
Tetrachloroethene	ug/m3	18	8.5	2.8	10 [11]	9.5	15	97
Tetrahydrofuran	ug/m3	1.2 U	1.2 U	1.2 U	1.2 U [1.2 U]	1.2 U	1.2 U	1.2 U
Toluene	ug/m3	27	23	8.0	18 [15]	27	29	50
trans-1,2-Dichloroethene	ug/m3	NA	NA	NA	NA	NA	NA	NA
trans-1,3-Dichloropropene	ug/m3	NA	NA	NA	NA	NA	NA	NA
Trichloroethene	ug/m3	41	0.70 U	73	23 [18]	2.8	5.7	6.0
Trichlorofluoromethane	ug/m3	2.0	3.3	2.5	0.80 U [2.5]	2.5	1.3	1.9
Vinyl Acetate	ug/m3	0.50 U	2.4	0.50 U	0.50 U [0.50 U]	1.5 U	0.50 U	0.50 U
Vinyl Bromide	ug/m3	NA	NA	NA	NA	NA	NA	NA
Vinyl Chloride	ug/m3	0.40 U	0.40 U	0.40 U	0.40 U [0.40 U]	0.40 U	0.40 U	0.40 U

Table A-1. Summary of Indoor Air and Sub-Slab Soil Gas Sample Results,
Former Lockheed Martin French Road Facility, Utica, New York

Location ID:		IA-9	SS-1	SS-2	SS-3	SS-4	SS-5	SS-6
Lab Sample ID:		06B07699	06B07706	06B07698	06B07708	06B07702	06B07712	06B07715
Date Collected:		02/26/06	02/26/06	02/26/06	02/26/06	02/26/06	02/26/06	02/26/06
Sample Type		Indoor Air	Sub-Slab	Sub-Slab	Sub-Slab	Sub-Slab	Sub-Slab	Sub-Slab
Field Notes:								
1,1,1-Trichloroethane	ug/m3	0.70 U	33 U	260	67	54	120	6.3
1,1,2,2-Tetrachloroethane	ug/m3	4.0	42 U	0.90 U	0.90 U	0.90 U	0.90 U	0.90 U
1,1,2-trichloro-1,2,2-trifluoroethane	ug/m3	1.0 U	46 U	3.6	4.7	190	270	1.0 U
1,1,2-Trichloroethane	ug/m3	NA	NA	NA	NA	NA	NA	NA
1,1-Dichloroethane	ug/m3	0.50 U	25 U	8.4	0.50 U	0.50 U	1.7	6.2
1,1-Dichloroethene	ug/m3	0.50 U	24 U	0.50 U	0.50 U	0.50 U	0.50 U	5.1
1,2,4-Trichlorobenzene	ug/m3	NA	NA	NA	NA	NA	NA	NA
1,2,4-Trimethylbenzene	ug/m3	12	99 U	6.9	25	24	21	20
1,2-Dibromoethane	ug/m3	NA	NA	NA	NA	NA	NA	NA
1,2-Dichloro-1,1,2,2-tetrafluoroethane	ug/m3	NA	NA	NA	NA	NA	NA	NA
1,2-Dichlorobenzene	ug/m3	NA	NA	NA	NA	NA	NA	NA
1,2-Dichloroethane	ug/m3	NA	NA	NA	NA	NA	NA	NA
1,2-Dichloropropane	ug/m3	NA	NA	NA	NA	NA	NA	NA
1,3,5-Trimethylbenzene	ug/m3	3.6	99 U	2.2	5.4	6.8	7.3	6.3
1,3-Butadiene	ug/m3	NA	NA	NA	NA	NA	NA	NA
1,3-Dichlorobenzene	ug/m3	0.80 U	36 U	0.80 U	0.80 U	0.80 U	1.1	2.5 U
1,4-Dichlorobenzene	ug/m3	2.5 U	130 U	2.5 U	2.5 U	2.5 U	2.5 U	2.5 U
1,4-Dioxane	ug/m3	NA	NA	NA	NA	NA	NA	NA
2,2,4-Trimethylpentane	ug/m3	NA	NA	NA	NA	NA	NA	NA
2-Butanone	ug/m3	4.4	18 U	25	23	52	120	22
2-Hexanone	ug/m3	0.50 U	25 U	0.50 U	0.50 U	0.50 U	1.7 U	1.7 U
3-Chloropropene	ug/m3	NA	NA	NA	NA	NA	NA	NA
4-Ethyltoluene	ug/m3	3.9	99 U	2.0	5.4	6.6	7.4	6.3
4-Methyl-2-pentanone	ug/m3	1.7 U	82 U	3.8	1.7 U	1.7 U	9.6	2.9
Acetone	ug/m3	160	250	250	210	1,400	480	230
Benzene	ug/m3	2.0	20 U	23	3.5	53	17	5.1
Benzyl Chloride	ug/m3	NA	NA	NA	NA	NA	NA	NA
Bromodichloromethane	ug/m3	NA	NA	NA	NA	NA	NA	NA
Bromoform	ug/m3	NA	NA	NA	NA	NA	NA	NA
Bromomethane	ug/m3	NA	NA	NA	NA	NA	NA	NA
Carbon Disulfide	ug/m3	0.40 U	19 U	6.0	3.1	20	10	4.0
Carbon Tetrachloride	ug/m3	NA	NA	NA	NA	NA	NA	NA
Chlorobenzene	ug/m3	0.60 U	28 U	1.1	0.60 U	2.4	0.60 U	0.60 U
Chloroethane	ug/m3	0.40 U	16 U	0.40 U	0.40 U	0.40 U	0.40 U	0.40 U
Chloroform	ug/m3	0.60 U	30 U	7.0	0.60 U	9.8	2.9	12
Chloromethane	ug/m3	1.0	15 U	0.60	0.30 U	0.30 U	0.30 U	0.30 U
cis-1,2-Dichloroethene	ug/m3	0.50 U	24 U	0.50 U	0.50 U	0.50 U	0.50 U	2.8
cis-1,3-Dichloropropene	ug/m3	NA	NA	NA	NA	NA	NA	NA
Cyclohexane	ug/m3	12	69 U	32	1.4 U	52	13	3.4
Dibromochloromethane	ug/m3	NA	NA	NA	NA	NA	NA	NA
Dichlorodifluoromethane	ug/m3	2.1	30 U	2.4	190	2.7	2.5	500
Ethyl acetate	ug/m3	0.50 U	22 U	1.0	0.50 U	0.50 U	0.50 U	0.50 U
Ethylbenzene	ug/m3	13	26 U	18	9.0	58	26	35
Heptane	ug/m3	4.6	25 U	65	3.9	96	0.50 U	9.8
Hexachlorobutadiene	ug/m3	NA	NA	NA	NA	NA	NA	NA
Isopropanol	ug/m3	100	15 U	43	95	74	110	11
Isopropyl alcohol	ug/m3	NA	NA	NA	NA	NA	NA	NA
m&p-Xylene	ug/m3	50	180 U	47	38	99	96	110
Methyl tert-butyl ether	ug/m3	NA	NA	NA	NA	NA	NA	NA
Methylene Chloride	ug/m3	9.7	70 U	8.0	4.4	3.4	2.4	2.8
o-Xylene	ug/m3	27	87 U	17	16	60	48	31
Propylene	ug/m3	0.30 U	11 U	0.30 U	0.30 U	0.30 U	0.30 U	0.70 U
Styrene	ug/m3	1.8 U	86 U	1.8 U	1.8 U	0.60 U	1.8 U	2.1
Tetrachloroethene	ug/m3	24	21,000	76	34	660	26	280
Tetrahydrofuran	ug/m3	1.2 U	59 U	6.4	1.2 U	1.2 U	1.2 U	1.2 U
Toluene	ug/m3	53	76 U	70	25	1.6 U	1.6 U	47
trans-1,2-Dichloroethene	ug/m3	NA	NA	NA	NA	NA	NA	NA
trans-1,3-Dichloropropene	ug/m3	NA	NA	NA	NA	NA	NA	NA
Trichloroethene	ug/m3	1.9	680	560	7.0	2.5	4.7	32
Trichlorofluoromethane	ug/m3	0.80 U	36 U	1.9	5.7	0.80 U	1.1	3.9
Vinyl Acetate	ug/m3	0.50 U	22 U	0.50 U	1.7	0.50 U	0.50 U	1.5 U
Vinyl Bromide	ug/m3	NA	NA	NA	NA	NA	NA	NA
Vinyl Chloride	ug/m3	0.40 U	16 U	0.50	0.40 U	0.40 U	0.40 U	0.40 U

Table A-1. Summary of Indoor Air and Sub-Slab Soil Gas Sample Results,
Former Lockheed Martin French Road Facility, Utica, New York

Location ID:		SS-7	SS-8	SS-9	SS-10	IA-1	IA-4	IA-2SD
Lab Sample ID:		06B07710	06B07705	06B07704	06B07709	06B10826	06B10827	C0704036-001A
Date Collected:		02/26/06	02/26/06	02/26/06	02/26/06	03/30/06	03/30/06	04/12/07
Sample Type		Sub-Slab	Sub-Slab	Sub-Slab	Sub-Slab	Indoor Air	Indoor Air	Indoor Air
Field Notes:								
1,1,1-Trichloroethane	ug/m3	30	77	14	0.70 U	4.1 U	4.1 U	0.83 U
1,1,2,2-Tetrachloroethane	ug/m3	0.90 U	0.90 U	0.90 U	0.90 U	5.2 U	5.2 U	1.1 U
1,1,2-trichloro-1,2,2-trifluoroethane	ug/m3	88	240	11	1.3	5.8 U	5.8 U	1.2 U
1,1,2-Trichloroethane	ug/m3	NA	NA	NA	NA	NA	NA	0.83 U
1,1-Dichloroethane	ug/m3	5.1	3.8	3.8	0.50 U	3.1 U	3.1 U	0.62 U
1,1-Dichloroethene	ug/m3	0.50 U	0.50 U	7.0	0.50 U	3.0 U	3.0 U	0.61 U
1,2,4-Trichlorobenzene	ug/m3	NA	NA	NA	NA	NA	NA	1.1 U
1,2,4-Trimethylbenzene	ug/m3	13	18	2.2	18	13	11	3.2
1,2-Dibromoethane	ug/m3	NA	NA	NA	NA	NA	NA	1.2 U
1,2-Dichloro-1,1,2,2-tetrafluoroethane	ug/m3	NA	NA	NA	NA	NA	NA	1.1 U
1,2-Dichlorobenzene	ug/m3	NA	NA	NA	NA	NA	NA	0.92 U
1,2-Dichloroethane	ug/m3	NA	NA	NA	NA	NA	NA	0.62 U
1,2-Dichloropropane	ug/m3	NA	NA	NA	NA	NA	NA	0.71 U
1,3,5-Trimethylbenzene	ug/m3	4.0	4.5	2.0 U	5.3	3.7 U	3.7 U	1.5
1,3-Butadiene	ug/m3	NA	NA	NA	NA	NA	NA	0.34 U
1,3-Dichlorobenzene	ug/m3	1.5	0.80 U	0.80 U	0.80 U	4.5 U	4.5 U	0.92 U
1,4-Dichlorobenzene	ug/m3	2.5 U	2.5 U	5.1	2.5 U	4.5 U	4.5 U	1.4
1,4-Dioxane	ug/m3	NA	NA	NA	NA	NA	NA	1.1 U
2,2,4-Trimethylpentane	ug/m3	NA	NA	NA	NA	NA	NA	0.71 U
2-Butanone	ug/m3	17	45	6.1	4.6	2.2 U	6.2	140
2-Hexanone	ug/m3	1.7 U	2.2	0.50 U	1.7 U	3.1 U	3.1 U	1.3 U
3-Chloropropene	ug/m3	NA	NA	NA	NA	NA	NA	0.48 U
4-Ethyltoluene	ug/m3	4.2	4.9	2.0 U	5.1	3.7 U	3.7 U	1.7
4-Methyl-2-pentanone	ug/m3	0.50 U	1.7 U	1.7 U	0.50 U	3.1 U	3.1 U	1.3 U
Acetone	ug/m3	500	610	320	74	18	69	68
Benzene	ug/m3	31	48	9.9	2.1	2.4 U	2.6	0.55
Benzyl Chloride	ug/m3	NA	NA	NA	NA	NA	NA	0.88 U
Bromodichloromethane	ug/m3	NA	NA	NA	NA	NA	NA	1.0 U
Bromoform	ug/m3	NA	NA	NA	NA	NA	NA	1.6 U
Bromomethane	ug/m3	NA	NA	NA	NA	NA	NA	0.59 U
Carbon Disulfide	ug/m3	25	6.4	1.3	1.4	2.4 U	2.4 U	0.41 J
Carbon Tetrachloride	ug/m3	NA	NA	NA	NA	NA	NA	0.26 U
Chlorobenzene	ug/m3	0.60 U	0.60 U	0.60 U	0.60 U	3.5 U	3.5 U	0.70 U
Chloroethane	ug/m3	0.50	0.40 U	0.40 U	0.40 U	2.0 U	2.0 U	0.40 U
Chloroform	ug/m3	1.5	0.60 U	0.60 U	1.8	3.7 U	3.7 U	0.74 U
Chloromethane	ug/m3	0.80	0.30 U	1.0	0.30 U	1.9 U	1.9 U	0.32 U
cis-1,2-Dichloroethene	ug/m3	4.8	0.50 U	0.50 U	0.50 U	3.0 U	3.0 U	0.60 U
cis-1,3-Dichloropropene	ug/m3	NA	NA	NA	NA	NA	NA	0.69 U
Cyclohexane	ug/m3	50	46	43	1.4 U	12	2.6 U	8.6
Dibromochloromethane	ug/m3	NA	NA	NA	NA	NA	NA	1.3 U
Dichlorodifluoromethane	ug/m3	2.3	2.0	2.5	2.3	3.7 U	3.7 U	2.1
Ethyl acetate	ug/m3	0.50 U	0.50 U	0.50 U	0.50 U	2.7 U	2.7 U	0.92 U
Ethylbenzene	ug/m3	14	22	2.2	13	6.1	6.3	0.49 J
Heptane	ug/m3	0.50 U	58	15	12	5.5	3.1 U	5.0
Hexachlorobutadiene	ug/m3	NA	NA	NA	NA	NA	NA	1.6 U
Isopropanol	ug/m3	13	7.0	110	4.5	630	9,900	NA
Isopropyl alcohol	ug/m3	NA	NA	NA	NA	NA	NA	480
m&p-Xylene	ug/m3	50	68	6.4	52	26	28	1.2 J
Methyl tert-butyl ether	ug/m3	NA	NA	NA	NA	NA	NA	0.55 U
Methylene Chloride	ug/m3	11	2.2	9.8	2.7	20	27	260
o-Xylene	ug/m3	22	26	3.0	23	10	10	0.49 J
Propylene	ug/m3	0.30 U	0.30 U	0.30 U	0.30 U	1.3 U	1.3 U	0.26 U
Styrene	ug/m3	1.8 U	1.8 U	1.8	1.8 U	3.2 U	3.2 U	1.9
Tetrachloroethene	ug/m3	95	35	5.0	260	5.1 U	5.1 U	1.0 U
Tetrahydrofuran	ug/m3	1.2 U	1.2 U	1.2 U	1.2 U	2.2 U	2.2 U	0.45 U
Toluene	ug/m3	68	160	32	40	32	33	5.2
trans-1,2-Dichloroethene	ug/m3	NA	NA	NA	NA	NA	NA	0.60 U
trans-1,3-Dichloropropene	ug/m3	NA	NA	NA	NA	NA	NA	0.69 U
Trichloroethene	ug/m3	30	3.4	21	70	41	6.7	0.98
Trichlorofluoromethane	ug/m3	1.5	0.80 U	0.80 U	1.2	4.5 U	4.5 U	0.97
Vinyl Acetate	ug/m3	0.50 U	8.7	0.50 U	0.50 U	2.7 U	2.7 U	0.54 U
Vinyl Bromide	ug/m3	NA	NA	NA	NA	NA	NA	0.67 U
Vinyl Chloride	ug/m3	0.40 U	0.40 U	0.40 U	0.40 U	1.9 U	1.9 U	0.39 U

Table A-1. Summary of Indoor Air and Sub-Slab Soil Gas Sample Results,
Former Lockheed Martin French Road Facility, Utica, New York

Location ID:		IA-3SD	IA-4SD	IA-6SD	IA-8SD	SS-1SD	SS-2SD	SS-3SD
Lab Sample ID:		C0704036-002A	C0704036-003A	C0704036-004A	C0704036-005A	C0704029-001A	C0704029-002A	C0704029-003A
Date Collected:		04/12/07	04/12/07	04/12/07	04/12/07	04/12/07	04/12/07	04/12/07
Sample Type		Indoor Air	Indoor Air	Indoor Air	Indoor Air	Sub-Slab	Sub-Slab	Sub-Slab
Field Notes:								
1,1,1-Trichloroethane	ug/m3	0.83 U	0.83 U	0.83 U	0.83 U	3.8	38	0.72 J
1,1,2,2-Tetrachloroethane	ug/m3	1.1 U	1.1 U	1.1 U	1.1 U	1.0 U	1.0 U	1.0 U
1,1,2-trichloro-1,2,2-trifluoroethane	ug/m3	1.2 U	1.2 U	1.2 U	0.86 J	5.1	85	7.6
1,1,2-Trichloroethane	ug/m3	0.83 U	0.83 U	0.83 U	0.83 U	0.83 U	0.83 U	0.83 U
1,1-Dichloroethane	ug/m3	0.62 U	0.62 U	0.62 U	0.62 U	0.62 U	0.62 U	0.62 U
1,1-Dichloroethene	ug/m3	0.61 U	0.61 U	0.61 U	0.61 U	0.60 U	0.60 U	0.60 U
1,2,4-Trichlorobenzene	ug/m3	1.1 U	1.1 U	1.1 U	1.1 U	1.1 U	1.1 U	1.1 U
1,2,4-Trimethylbenzene	ug/m3	2.5	2.4	1.2	4.7	7.0	8.0	3.1
1,2-Dibromoethane	ug/m3	1.2 U	1.2 U	1.2 U	1.2 U	1.2 U	1.2 U	1.2 U
1,2-Dichloro-1,1,2,2-tetrafluoroethane	ug/m3	1.1 U	1.1 U	1.1 U	1.1 U	1.1 U	1.1 U	1.1 U
1,2-Dichlorobenzene	ug/m3	0.92 U	0.92 U	0.92 U	0.92 U	0.92 U	0.92 U	0.92 U
1,2-Dichloroethane	ug/m3	0.62 U	0.62 U	0.62 U	0.62 U	0.62 U	0.62 U	0.62 U
1,2-Dichloropropane	ug/m3	0.71 U	0.71 U	0.71 U	0.71 U	0.70 U	0.70 U	0.70 U
1,3,5-Trimethylbenzene	ug/m3	1.4	1.0	0.75 U	1.7	2.2	2.3	1.0
1,3-Butadiene	ug/m3	0.34 U	0.34 U	0.34 U	0.34 U	0.34 U	0.34 U	0.34 U
1,3-Dichlorobenzene	ug/m3	0.92 U	0.92 U	0.92 U	0.92 U	0.92 U	0.92 U	0.92 U
1,4-Dichlorobenzene	ug/m3	0.86 J	1.5	0.92 U	12	2.4	2.3	2.3
1,4-Dioxane	ug/m3	1.1 U	1.1 U	1.1 U	1.1 U	1.1 U	1.1 U	1.1 U
2,2,4-Trimethylpentane	ug/m3	0.71 U	0.71 U	0.71 U	0.71 U	1.0	0.71 U	0.71 U
2-Butanone	ug/m3	270	260	6.9	150	0.90 U	0.90 U	100
2-Hexanone	ug/m3	1.3 U	1.3 U	1.3 U	1.3 U	1.2 U	1.2 U	1.2 U
3-Chloropropene	ug/m3	0.48 U	0.48 U	0.48 U	0.48 U	0.48 U	0.48 U	0.48 U
4-Ethyltoluene	ug/m3	1.3	1.2	0.75 U	2.7	2.5	2.3	1.1
4-Methyl-2-pentanone	ug/m3	1.3 U	1.3 U	1.3 U	1.3 U	1.2 U	1.2 U	1.2 U
Acetone	ug/m3	76	90	21	92	57	33	64
Benzene	ug/m3	0.49	0.49	0.78	0.46 J	7.8	3.9	4.9
Benzyl Chloride	ug/m3	0.88 U	0.88 U	0.88 U	0.88 U	0.88 U	0.88 U	0.88 U
Bromodichloromethane	ug/m3	1.0 U	1.0 U	1.0 U	1.0 U	1.0 U	1.0 U	1.0 U
Bromoform	ug/m3	1.6 U	1.6 U	1.6 U	1.6 U	1.6 U	1.6 U	1.6 U
Bromomethane	ug/m3	0.59 U	0.59 U	0.59 U	0.59 U	0.59 U	0.59 U	0.59 U
Carbon Disulfide	ug/m3	0.48 U	0.48 U	0.44 J	0.48 U	18	2.3	2.4
Carbon Tetrachloride	ug/m3	0.26 U	0.26 U	0.26 U	0.26 U	0.96 U	0.96 U	0.96 U
Chlorobenzene	ug/m3	0.70 U	0.70 U	0.70 U	0.70 U	0.70 U	0.70 U	0.70 U
Chloroethane	ug/m3	0.40 U	0.40 U	0.40 U	0.40 U	0.40 U	0.40 U	0.40 U
Chloroform	ug/m3	0.74 U	0.74 U	0.74 U	0.74 U	7.7	7.2	0.74 U
Chloromethane	ug/m3	0.32 U	0.32 U	0.32 U	0.32 U	0.42	0.84	0.31 U
cis-1,2-Dichloroethene	ug/m3	0.60 U	0.60 U	0.60 U	0.60 U	0.60 U	0.60 U	0.60 U
cis-1,3-Dichloropropene	ug/m3	0.69 U	0.69 U	0.69 U	0.69 U	0.69 U	0.69 U	0.69 U
Cyclohexane	ug/m3	3.5	2.5	46	5.7	29	8.0	47
Dibromochloromethane	ug/m3	1.3 U	1.3 U	1.3 U	1.3 U	1.3 U	1.3 U	1.3 U
Dichlorodifluoromethane	ug/m3	2.2	2.2	2.3	2.2	0.75 U	0.75 U	0.75 U
Ethyl acetate	ug/m3	0.92 U	0.92 U	0.92 U	0.92 U	0.92 U	0.92 U	5.6
Ethylbenzene	ug/m3	0.44 J	0.66 U	0.57 J	0.49 J	2.6	2.4	0.71
Heptane	ug/m3	2.4	3.6	0.67	10	27	7.2	11
Hexachlorobutadiene	ug/m3	1.6 U	1.6 U	1.6 U	1.6 U	1.6 U	1.6 U	1.6 U
Isopropanol	ug/m3	NA	NA	NA	NA	NA	NA	NA
Isopropyl alcohol	ug/m3	500	500	20	1,300	150	44	250
m&p-Xylene	ug/m3	0.93 J	0.88 J	1.2 J	1.2 J	8.5	8.4	2.4
Methyl tert-butyl ether	ug/m3	0.55 U	0.55 U	0.55 U	0.55 U	0.55	0.55 U	0.55 U
Methylene Chloride	ug/m3	240	200	7.5	5,000	90	37	210
o-Xylene	ug/m3	0.66 U	0.66 U	0.49 J	0.44 J	2.7	2.8	0.84
Propylene	ug/m3	0.26 U	0.26 U	0.26 U	0.26 U	0.26 U	0.26 U	0.26 U
Styrene	ug/m3	0.91	0.65	9.3	1.3	0.69	2.0	0.65
Tetrachloroethene	ug/m3	1.0 U	1.0	1.0 U	1.0 U	1.8	9.5	1.0 U
Tetrahydrofuran	ug/m3	0.45 U	0.45 U	0.45 U	0.45 U	2.0	0.90	1.1
Toluene	ug/m3	6.3	4.0	8.4	6.2	11	15	6.6
trans-1,2-Dichloroethene	ug/m3	0.60 U	0.60 U	0.60 U	0.60 U	0.60 U	0.60 U	0.60 U
trans-1,3-Dichloropropene	ug/m3	0.69 U	0.69 U	0.69 U	0.69 U	0.69 U	0.69 U	0.69 U
Trichloroethene	ug/m3	0.60	1.3	0.66	0.71	0.76 J	110	0.76 J
Trichlorofluoromethane	ug/m3	0.80 J	0.80 J	0.80 J	1.3	1.3	2.3	0.97
Vinyl Acetate	ug/m3	0.54 U	0.54 U	0.54 U	0.54 U	0.54 U	0.54 U	0.54 U
Vinyl Bromide	ug/m3	0.67 U	0.67 U	0.67 U	0.67 U	0.67 U	0.67 U	0.67 U
Vinyl Chloride	ug/m3	0.39 U	0.39 U	0.39 U	0.39 U	0.39 U	0.39 U	0.39 U

Table A-1. Summary of Indoor Air and Sub-Slab Soil Gas Sample Results,
Former Lockheed Martin French Road Facility, Utica, New York

Location ID: Lab Sample ID: Date Collected: Sample Type Field Notes:		SS-4SD C0704029-004A 04/12/07 Sub-Slab	SS-5SD C0704029-005A 04/12/07 Sub-Slab	SS-7SD C0704029-006A 04/12/07 Sub-Slab	SS-8SD C0704029-007A 04/12/07 Sub-Slab	SS-1 C0710003-003A 10/02/07 Sub-Slab	SS-1 C0710003-001A 10/02/07 Sub-Slab	SS-2 C0710003-004A 10/02/07 Sub-Slab
1,1,1-Trichloroethane	ug/m3	11	0.78 J	0.83 U	1.2	0.83 U	0.83 U	370
1,1,2,2-Tetrachloroethane	ug/m3	1.0 U	1.0 U	1.0 U	1.0 U	1.0 U	1.0 U	1.0 U
1,1,2-trichloro-1,2,2-trifluoroethane	ug/m3	450	9.5	2.2	1.2 U	2.6	13	36
1,1,2-Trichloroethane	ug/m3	0.83 U	0.83 U	0.83 U	0.83 U	0.83 U	0.83 U	0.83 U
1,1-Dichloroethane	ug/m3	0.62 U	0.62 U	0.62 U	0.62 U	0.62 U	0.62 U	0.62 U
1,1-Dichloroethene	ug/m3	0.60 U	0.60 U	0.60 U	0.60 U	0.60 U	3.1	0.60 U
1,2,4-Trichlorobenzene	ug/m3	1.1 U	1.1 U	1.1 U	1.1 U	1.1 U	1.1 U	1.1 U
1,2,4-Trimethylbenzene	ug/m3	6.6	6.5 J	3.4	3.0	22	25	49
1,2-Dibromoethane	ug/m3	1.2 U	1.2 U	1.2 U	1.2 U	1.2 U	1.2 U	1.2 U
1,2-Dichloro-1,1,2,2-tetrafluoroethane	ug/m3	1.1 U	1.1 U	1.1 U	1.1 U	1.1 U	1.1 U	1.1 U
1,2-Dichlorobenzene	ug/m3	0.92 U	0.92 U	0.92 U	0.92 U	0.92 U	0.92 U	0.92 U
1,2-Dichloroethane	ug/m3	0.62 U	0.62 U	0.62 U	0.62 U	0.62 U	0.62 U	0.62 U
1,2-Dichloropropane	ug/m3	0.70 U	0.70 U	0.70 U	0.70 U	0.70 U	0.70 U	0.70 U
1,3,5-Trimethylbenzene	ug/m3	2.0	4.2	1.2	1.0	7.1	12	34
1,3-Butadiene	ug/m3	0.34 U	0.34 U	0.34 U	0.34 U	0.34 U	0.34 U	0.34 U
1,3-Dichlorobenzene	ug/m3	0.92 U	0.92 U	0.92 U	0.92 U	0.92 U	0.92 U	0.92 U
1,4-Dichlorobenzene	ug/m3	2.5	3.9	1.3	9.7	2.6	1.6	1.0
1,4-Dioxane	ug/m3	1.1 U	1.1 U	1.1 U	1.1 U	1.1 U	1.1 U	1.1 U
2,2,4-Trimethylpentane	ug/m3	0.71 U	4.3	0.71 U	0.71 U	2.5	0.71 U	2.2
2-Butanone	ug/m3	46	110	41	25	6.7	17	0.90 U
2-Hexanone	ug/m3	1.2 U	1.2 U	1.2 U	1.2 U	1.2 U	1.2 U	1.2 U
3-Chloropropene	ug/m3	0.48 U	0.48 U	0.48 U	0.48 U	0.48 U	0.48 U	0.48 U
4-Ethyltoluene	ug/m3	1.8	4.4	1.4	1.1	5.9	9.3	12
4-Methyl-2-pentanone	ug/m3	1.2 U	1.2 U	1.2 U	1.2 U	1.2 U	1.2 U	1.2 U
Acetone	ug/m3	43	270	390	24	0.72 U	95	76
Benzene	ug/m3	1.2	24	28	2.0	17	60	7.8 J
Benzyl Chloride	ug/m3	0.88 U	0.88 U	0.88 U	0.88 U	0.88 U	0.88 U	0.88 U
Bromodichloromethane	ug/m3	1.0 U	1.0 U	1.0 U	1.0 U	1.0 U	1.0 U	1.0 U
Bromoform	ug/m3	1.6 U	1.6 U	1.6 U	1.6 U	1.6 U	1.6 U	1.6 U
Bromomethane	ug/m3	0.59 U	0.59 U	0.59 U	0.59 U	0.59 U	0.63	0.59 U
Carbon Disulfide	ug/m3	0.85	9.8	5.6	1.8	23	48	34
Carbon Tetrachloride	ug/m3	0.96 U	0.96 U	0.96 U	0.96 U	0.96 U	0.96 U	0.96 U
Chlorobenzene	ug/m3	0.70 U	0.70 U	0.70 U	0.70 U	0.70 U	0.70 U	0.70 U
Chloroethane	ug/m3	0.40 U	0.40 U	0.40 U	0.40 U	0.40 U	0.40 U	0.40 U
Chloroform	ug/m3	25	5.1	0.65 J	3.2	0.99	3.2	1.6
Chloromethane	ug/m3	0.80	0.65	0.31	0.55	0.31 U	0.31 U	0.31 U
cis-1,2-Dichloroethene	ug/m3	0.60 U	0.60 U	0.60 U	0.60 U	0.60 U	0.60 U	0.60 U
cis-1,3-Dichloropropene	ug/m3	0.69 U	0.69 U	0.69 U	0.69 U	0.69 U	0.69 U	0.69 U
Cyclohexane	ug/m3	2.3	66	64	5.0	100	460	14
Dibromochloromethane	ug/m3	1.3 U	1.3 U	1.3 U	1.3 U	1.3 U	1.3 U	1.3 U
Dichlorodifluoromethane	ug/m3	0.75 U	0.75 U	0.75 U	0.75 U	0.75 U	2.3	9.5
Ethyl acetate	ug/m3	0.92 U	0.92 U	0.92 U	0.92 U	0.92 U	0.92 U	0.92 U
Ethylbenzene	ug/m3	1.5	6.2 J	2.6	0.88	24	44	19
Heptane	ug/m3	3.6	170	40	7.0	220	820	22
Hexachlorobutadiene	ug/m3	1.6 U	1.6 U	1.6 U	1.6 U	1.6 U	1.6 U	1.6 U
Isopropanol	ug/m3	NA	NA	NA	NA	NA	NA	NA
Isopropyl alcohol	ug/m3	190	170	87	800	150	760	84
m&p-Xylene	ug/m3	5.4	20	7.5	3.3	50	140	45
Methyl tert-butyl ether	ug/m3	0.55 U	0.55 U	0.55 U	0.55 U	0.55 U	0.55 U	0.55 U
Methylene Chloride	ug/m3	93	170	42	4,600	70 J	56	29
o-Xylene	ug/m3	1.9	6.2 J	2.3	1.1	14	33	9.7 J
Propylene	ug/m3	0.26 U	0.26 U	0.26 U	0.26 U	0.26 U	0.26 U	0.26 U
Styrene	ug/m3	0.65	0.65 U	0.65 U	0.52 J	9.5 J	7.8	8.1
Tetrachloroethene	ug/m3	40	0.97 J	8.4	5.4	120	630	3.8
Tetrahydrofuran	ug/m3	5.5	1.7	0.45 U	0.45 U	0.45 U	0.45 U	0.45 U
Toluene	ug/m3	7.2	58	49	5.9	77,000	100	43,000
trans-1,2-Dichloroethene	ug/m3	0.60 U	0.60 U	0.60 U	0.60 U	0.60 U	0.60 U	0.60 U
trans-1,3-Dichloropropene	ug/m3	0.69 U	0.69 U	0.69 U	0.69 U	0.69 U	0.69 U	0.69 U
Trichloroethene	ug/m3	45	1.6	0.82 U	36	3.9	8.7	6.3
Trichlorofluoromethane	ug/m3	1.5	1.3	0.86 U	0.97	2.3	3.5	2.0
Vinyl Acetate	ug/m3	0.54 U	0.54 U	0.54 U	0.54 U	0.54 U	0.54 U	0.54 U
Vinyl Bromide	ug/m3	0.67 U	0.67 U	0.67 U	0.67 U	0.67 U	0.67 U	0.67 U
Vinyl Chloride	ug/m3	0.39 U	0.39 U	0.39 U	0.39 U	0.39 U	0.39 U	0.39 U

Table A-1. Summary of Indoor Air and Sub-Slab Soil Gas Sample Results,
Former Lockheed Martin French Road Facility, Utica, New York

Location ID: Lab Sample ID: Date Collected: Sample Type Field Notes:		SS-2 C0710003-002A 10/02/07 Sub-Slab	IA-1 C0711025-006A 11/15/07 Indoor Air	IA-10 C0711025-002A 11/15/07 Indoor Air	IA-10SD C0711025-032A 11/15/07 Indoor Air	IA-11SD C0711025-031A 11/15/07 Indoor Air	IA-12SD C0711025-014A 11/15/07 Indoor Air	IA-13SD C0711025-016A 11/15/07 Indoor Air
1,1,1-Trichloroethane	ug/m3	650	0.83 U	0.83 U	0.83 U	0.83 U	0.83 U	0.83 U
1,1,2,2-Tetrachloroethane	ug/m3	1.0 U	1.0 U	1.0 U	1.0 U	1.0 U	1.0 U	1.0 U
1,1,2-trichloro-1,2,2-trifluoroethane	ug/m3	61	1.2 U	1.2 U	1.2 U	1.2 U	1.2 U	0.86 J
1,1,2-Trichloroethane	ug/m3	0.83 U	0.83 U	0.83 U	0.83 U	0.83 U	0.83 U	0.83 U
1,1-Dichloroethane	ug/m3	0.62 U	0.62 U	0.62 U	0.62 U	0.62 U	0.62 U	0.62 U
1,1-Dichloroethene	ug/m3	0.60 U	0.60 U	0.60 U	0.60 U	0.60 U	0.60 U	0.60 U
1,2,4-Trichlorobenzene	ug/m3	1.1 U	1.1 U	1.1 U	1.1 U	1.1 U	1.1 U	1.1 U
1,2,4-Trimethylbenzene	ug/m3	29	9.4	8.2	6.9	9.8	1.8	3.2
1,2-Dibromoethane	ug/m3	1.2 U	1.2 U	1.2 U	1.2 U	1.2 U	1.2 U	1.2 U
1,2-Dichloro-1,1,2,2-tetrafluoroethane	ug/m3	1.1 U	1.1 U	1.1 U	1.1 U	1.1 U	1.1 U	1.1 U
1,2-Dichlorobenzene	ug/m3	0.92 U	0.92 U	0.92 U	0.92 U	0.92 U	0.92 U	0.92 U
1,2-Dichloroethane	ug/m3	0.62 U	0.62 U	0.62 U	0.62 U	0.62 U	0.62 U	0.78
1,2-Dichloropropane	ug/m3	0.70 U	0.70 U	0.70 U	0.70 U	0.70 U	0.70 U	0.70 U
1,3,5-Trimethylbenzene	ug/m3	24	4.2	3.5	2.8	3.6	0.75 U	1.9
1,3-Butadiene	ug/m3	0.34 U	0.34 U	0.34 U	0.34 U	0.34 U	0.34 U	0.34 U
1,3-Dichlorobenzene	ug/m3	0.92 U	0.92 U	0.92 U	0.92 U	0.92 U	0.92 U	0.92 U
1,4-Dichlorobenzene	ug/m3	0.92 U	11	13	3.5	6.7	0.73 J	2.4
1,4-Dioxane	ug/m3	1.1 U	1.1 U	1.1 U	1.1 U	1.1 U	1.1 U	1.1 U
2,2,4-Trimethylpentane	ug/m3	2.0	0.47 J	0.71 U	0.71 U	0.71 U	0.71 U	0.71 U
2-Butanone	ug/m3	0.90 U	0.90 U	0.90 U	0.90 U	0.90 U	0.90 U	0.90 U
2-Hexanone	ug/m3	1.2 U	1.2 U	1.2 U	1.2 U	1.2 U	1.2 U	1.2 U
3-Chloropropene	ug/m3	0.48 U	0.48 U	0.48 U	0.48 U	0.48 U	0.48 U	0.48 U
4-Ethyltoluene	ug/m3	23	1.3	0.90	1.3	1.7	0.75 U	0.55 J
4-Methyl-2-pentanone	ug/m3	1.2 U	1.2 U	1.2 U	1.2 U	1.2 U	1.2 U	1.2 U
Acetone	ug/m3	88	2,300	650	200	370	12	26
Benzene	ug/m3	22	0.52	0.49 U	0.42 J	0.91	1.1	0.94
Benzyl Chloride	ug/m3	0.88 U	0.88 U	0.88 U	0.88 U	0.88 U	0.88 U	0.88 U
Bromodichloromethane	ug/m3	1.0 U	1.0 U	1.0 U	1.0 U	1.0 U	1.0 U	1.0 U
Bromoform	ug/m3	1.6 U	1.6 U	1.6 U	1.6 U	1.6 U	1.6 U	1.6 U
Bromomethane	ug/m3	0.59 U	0.59 U	0.59 U	0.59 U	0.59 U	0.59 U	0.59 U
Carbon Disulfide	ug/m3	21	0.47 U	0.47 U	0.47 U	0.60	0.47 U	0.47 U
Carbon Tetrachloride	ug/m3	0.96 U	0.96 U	0.96 U	0.96 U	0.96 U	0.96 U	0.96 U
Chlorobenzene	ug/m3	0.70 U	0.70 U	0.70 U	0.70 U	0.70 U	0.70 U	0.70 U
Chloroethane	ug/m3	0.40 U	0.40 U	0.40 U	0.40 U	0.40 U	0.40 U	0.40 U
Chloroform	ug/m3	3.2	0.50 J	0.69 J	0.60 J	0.55 J	0.74 U	0.74
Chloromethane	ug/m3	0.31 U	0.31 U	0.31 U	0.31 U	0.31 U	0.31 U	0.31 U
cis-1,2-Dichloroethene	ug/m3	0.60 U	0.60 U	0.60 U	0.60 U	0.60 U	0.60 U	5.1
cis-1,3-Dichloropropene	ug/m3	0.69 U	0.69 U	0.69 U	0.69 U	0.69 U	0.69 U	0.69 U
Cyclohexane	ug/m3	68	30	19	4.3	3.4	0.91	0.52 U
Dibromochloromethane	ug/m3	1.3 U	1.3 U	1.3 U	1.3 U	1.3 U	1.3 U	1.3 U
Dichlorodifluoromethane	ug/m3	15	2.3	2.2	3.0	3.4	2.7	3.1
Ethyl acetate	ug/m3	0.92 U	0.92 U	0.92 U	0.92 U	0.92 U	0.92 U	0.92 U
Ethylbenzene	ug/m3	43	3.5	5.8	0.79	0.84	0.66 U	1.3
Heptane	ug/m3	130	17	32	0.62 U	0.62 U	0.79	0.92
Hexachlorobutadiene	ug/m3	1.6 U	1.6 U	1.6 U	1.6 U	1.6 U	1.6 U	1.6 U
Isopropanol	ug/m3	NA	NA	NA	NA	NA	NA	NA
Isopropyl alcohol	ug/m3	63	3,300	900	2,300	480	120	0.37 U
m&p-Xylene	ug/m3	150	4.7	14 J	1.2 J	2.0	0.84 J	3.0
Methyl tert-butyl ether	ug/m3	0.55 U	0.55 U	0.55 U	0.55 U	0.55 U	0.55 U	0.55 U
Methylene Chloride	ug/m3	17	480	400	120	76	4.2	22
o-Xylene	ug/m3	32	2.3	4.8	0.62 J	0.66	0.66 U	0.97
Propylene	ug/m3	0.26 U	0.26 U	0.26 U	0.26 U	0.26 U	0.26 U	0.26 U
Styrene	ug/m3	5.9	19	9.1	3.6	3.0	0.65 U	0.65 U
Tetrachloroethene	ug/m3	3.3	2.3	2.3	1.0 U	1.0 U	1.0 U	1.5
Tetrahydrofuran	ug/m3	0.45 U	0.45 U	0.45 U	0.45 U	0.45 U	0.45 U	0.45 U
Toluene	ug/m3	70	18	6.1	2.5	5.6	1.4	4.3
trans-1,2-Dichloroethene	ug/m3	0.60 U	0.60 U	0.60 U	0.60 U	0.60 U	0.60 U	0.60 U
trans-1,3-Dichloropropene	ug/m3	0.69 U	0.69 U	0.69 U	0.69 U	0.69 U	0.69 U	0.69 U
Trichloroethene	ug/m3	10	1.5	2.6	0.98	1.1	0.82	12
Trichlorofluoromethane	ug/m3	2.3	2.4	1.7	1.6	1.5	2.0	2.0
Vinyl Acetate	ug/m3	0.54 U	0.54 U	0.54 U	0.54 U	0.54 U	0.54 U	0.54 U
Vinyl Bromide	ug/m3	0.67 U	0.67 U	0.67 U	0.67 U	0.67 U	0.67 U	0.67 U
Vinyl Chloride	ug/m3	0.39 U	0.39 U	0.39 U	0.39 U	0.39 U	0.39 U	0.39 U

Table A-1. Summary of Indoor Air and Sub-Slab Soil Gas Sample Results,
Former Lockheed Martin French Road Facility, Utica, New York

Location ID: Lab Sample ID: Date Collected: Sample Type Field Notes:		IA-14SD C0711025-018A 11/15/07 Indoor Air	IA-2 C0711025-008A 11/15/07 Indoor Air	IA-2SD C0711025-024A 11/15/07 Indoor Air	IA-3 C0711025-010A 11/15/07 Indoor Air	IA-4 C0711025-023A 11/15/07 Indoor Air	IA-4SD C0711025-034A 11/15/07 Indoor Air	IA-5 C0711025-020A 11/15/07 Indoor Air
1,1,1-Trichloroethane	ug/m3	0.83 U	0.83 U	0.83 U	0.83 U	0.83 U	0.83 U	0.83 U
1,1,2,2-Tetrachloroethane	ug/m3	1.0 U	1.0 U	1.0 U	1.0 U	1.0 U	1.0 U	1.0 U
1,1,2-trichloro-1,2,2-trifluoroethane	ug/m3	1.2 U	1.2 U	1.2 U	1.2 U	1.2 U	1.2 U	1.2 U
1,1,2-Trichloroethane	ug/m3	0.83 U	0.83 U	0.83 U	0.83 U	0.83 U	0.83 U	0.83 U
1,1-Dichloroethane	ug/m3	0.62 U	0.62 U	0.62 U	0.62 U	0.62 U	0.62 U	0.62 U
1,1-Dichloroethene	ug/m3	0.60 U	0.60 U	0.60 U	0.60 U	0.60 U	0.60 U	0.60 U
1,2,4-Trichlorobenzene	ug/m3	1.1 U	1.1 U	1.1 U	1.1 U	1.1 U	1.1 U	1.1 U
1,2,4-Trimethylbenzene	ug/m3	27	12	10	3.3	9.2	11	6.7
1,2-Dibromoethane	ug/m3	1.2 U	1.2 U	1.2 U	1.2 U	1.2 U	1.2 U	1.2 U
1,2-Dichloro-1,1,2,2-tetrafluoroethane	ug/m3	1.1 U	1.1 U	1.1 U	1.1 U	1.1 U	1.1 U	1.1 U
1,2-Dichlorobenzene	ug/m3	0.92 U	0.92 U	0.92 U	0.92 U	0.92 U	0.92 U	0.92 U
1,2-Dichloroethane	ug/m3	0.62 U	0.62 U	0.62 U	0.62 U	0.62 U	0.62 U	0.62 U
1,2-Dichloropropane	ug/m3	0.70 U	0.70 U	0.70 U	0.70 U	0.70 U	0.70 U	0.70 U
1,3,5-Trimethylbenzene	ug/m3	14	5.1	5.2	0.55 J	4.7	5.1	3.0
1,3-Butadiene	ug/m3	0.34 U	0.34 U	0.34 U	0.34 U	0.34 U	0.34 U	0.34 U
1,3-Dichlorobenzene	ug/m3	0.92 U	0.92 U	0.92 U	0.92 U	0.92 U	0.92 U	0.92 U
1,4-Dichlorobenzene	ug/m3	0.86 J	11	4.6	1.0	17 J	5.9	11
1,4-Dioxane	ug/m3	1.1 U	1.1 U	1.1 U	1.1 U	1.1 U	1.1 U	1.1 U
2,2,4-Trimethylpentane	ug/m3	7.6	0.71 U	0.71 U	0.71 U	0.71 U	0.71 U	0.71 U
2-Butanone	ug/m3	0.90 U	0.90 U	0.90 U	0.90 U	0.90 U	0.90 U	0.90 U
2-Hexanone	ug/m3	1.2 U	1.2 U	1.2 U	1.2 U	1.2 U	1.2 U	1.2 U
3-Chloropropene	ug/m3	0.48 U	0.48 U	0.48 U	0.48 U	0.48 U	0.48 U	0.48 U
4-Ethyltoluene	ug/m3	11	1.7	1.4	0.75 U	1.8	1.9	1.2
4-Methyl-2-pentanone	ug/m3	1.2 U	1.2 U	1.2 U	1.2 U	1.2 U	1.2 U	1.2 U
Acetone	ug/m3	0.72 U	59 E	37	0.72 U	92	210	100
Benzene	ug/m3	32	0.91	0.49	0.52	0.42 J	0.42 J	0.55
Benzyl Chloride	ug/m3	0.88 U	0.88 U	0.88 U	0.88 U	0.88 U	0.88 U	0.88 U
Bromodichloromethane	ug/m3	1.0 U	1.0 U	1.0 U	1.0 U	1.0 U	1.0 U	1.0 U
Bromoform	ug/m3	1.6 U	1.6 U	1.6 U	1.6 U	1.6 U	1.6 U	1.6 U
Bromomethane	ug/m3	0.59 U	0.59 U	0.59 U	0.59 U	0.59 U	0.59 U	0.59 U
Carbon Disulfide	ug/m3	0.47 U	0.51	0.47 U	0.47 U	0.47 U	0.47 U	0.47 U
Carbon Tetrachloride	ug/m3	0.96 U	0.96 U	0.96 U	0.96 U	0.96 U	0.96 U	0.96 U
Chlorobenzene	ug/m3	0.70 U	0.61 J	0.70 U	0.70 U	0.70 U	0.70 U	0.70 U
Chloroethane	ug/m3	0.40 U	0.40 U	0.40 U	0.40 U	0.40 U	0.40 U	0.40 U
Chloroform	ug/m3	0.74 U	0.74 U	0.74 U	0.74 U	0.65 J	0.55 J	0.74 U
Chloromethane	ug/m3	0.31 U	0.31 U	0.31 U	0.31 U	0.31 U	0.31 U	0.31 U
cis-1,2-Dichloroethene	ug/m3	0.60 U	0.60 U	0.60 U	0.60 U	0.44 J	0.60 U	0.60 U
cis-1,3-Dichloropropene	ug/m3	0.69 U	0.69 U	0.69 U	0.69 U	0.69 U	0.69 U	0.69 U
Cyclohexane	ug/m3	12	24	19	1.0	18	1.9	31
Dibromochloromethane	ug/m3	1.3 U	1.3 U	1.3 U	1.3 U	1.3 U	1.3 U	1.3 U
Dichlorodifluoromethane	ug/m3	2.4	2.9	3.7	7.1	2.2	3.0	3.5
Ethyl acetate	ug/m3	0.92 U	0.92 U	0.92 U	0.92 U	0.92 U	0.92 U	0.92 U
Ethylbenzene	ug/m3	19	12 J	1.4	0.66 U	1.1	0.62 J	2.5
Heptane	ug/m3	9.2 J	9.2 J	0.62 U	1.1	0.62 U	0.62 U	1.1
Hexachlorobutadiene	ug/m3	1.6 U	1.6 U	1.6 U	1.6 U	1.6 U	1.6 U	1.6 U
Isopropanol	ug/m3	NA	NA	NA	NA	NA	NA	NA
Isopropyl alcohol	ug/m3	0.37 U	1,000	2,300	3,200	1,900	2,100	1,000
m&p-Xylene	ug/m3	67	6.9	2.9	0.93 J	2.5	1.4	6.0
Methyl tert-butyl ether	ug/m3	0.55 U	0.55 U	0.55 U	0.55 U	0.55 U	0.55 U	0.55 U
Methylene Chloride	ug/m3	2.6	220	520	5.8	2,700	500	830
o-Xylene	ug/m3	18	3.2	1.5	0.66 U	1.1	0.75	2.7
Propylene	ug/m3	0.26 U	0.26 U	0.26 U	0.26 U	0.26 U	0.26 U	0.26 U
Styrene	ug/m3	0.65 U	29	8.7	0.74	9.0	2.0	13
Tetrachloroethene	ug/m3	1.0 U	3.6	1.0 U	1.0 U	1.0 U	1.0 U	0.69 J
Tetrahydrofuran	ug/m3	0.45 U	0.45 U	0.45 U	0.45 U	0.45 U	0.45 U	0.45 U
Toluene	ug/m3	130	21	3.9	1.8	12	3.2	7.9
trans-1,2-Dichloroethene	ug/m3	0.60 U	0.60 U	0.60 U	0.60 U	0.60 U	0.60 U	0.60 U
trans-1,3-Dichloropropene	ug/m3	0.69 U	0.69 U	0.69 U	0.69 U	0.69 U	0.69 U	0.69 U
Trichloroethene	ug/m3	0.22 U	1.5	1.6	0.66	1.1	0.82	1.3
Trichlorofluoromethane	ug/m3	33	2.2	1.9	5.1	1.5	1.6	1.8
Vinyl Acetate	ug/m3	0.54 U	0.54 U	0.54 U	0.54 U	0.54 U	0.54 U	0.54 U
Vinyl Bromide	ug/m3	0.67 U	0.67 U	0.67 U	0.67 U	0.67 U	0.67 U	0.67 U
Vinyl Chloride	ug/m3	0.39 U	0.39 U	0.39 U	0.39 U	0.39 U	0.39 U	0.39 U

Table A-1. Summary of Indoor Air and Sub-Slab Soil Gas Sample Results,
Former Lockheed Martin French Road Facility, Utica, New York

Location ID: Lab Sample ID: Date Collected: Sample Type Field Notes:		IA-6 C0711025-011A 11/15/07 Indoor Air	IA-7 C0711025-004A 11/15/07 Indoor Air	IA-8 C0711025-038A 11/15/07 Indoor Air	IA-8SD C0711025-037A 11/15/07 Indoor Air	IA-9 C0711025-026A 11/15/07 Indoor Air	IA-9SD C0711025-028A 11/15/07 Indoor Air	SS-1 C0711025-005A 11/15/07 Sub-Slab
1,1,1-Trichloroethane	ug/m3	0.83 U	0.83 U	0.83 U	0.78 J	0.83 U	0.83 U	2.7
1,1,2,2-Tetrachloroethane	ug/m3	1.0 U	1.0 U	1.0 U	1.0 U	1.0 U	1.0 U	1.0 U
1,1,2-trichloro-1,2,2-trifluoroethane	ug/m3	1.2 U	1.2 U	1.2 U	1.3	1.2 U	1.2 U	16
1,1,2-Trichloroethane	ug/m3	0.83 U	0.83 U	0.83 U	0.83 U	0.83 U	0.83 U	0.83 U
1,1-Dichloroethane	ug/m3	0.62 U	0.62 U	0.62 U	0.62 U	0.62 U	0.62 U	0.62 U
1,1-Dichloroethene	ug/m3	0.60 U	0.60 U	0.60 U	0.60 U	0.60 U	0.60 U	7.6
1,2,4-Trichlorobenzene	ug/m3	1.1 U	1.1 U	1.1 U	1.1 U	1.1 U	1.1 U	1.1 U
1,2,4-Trimethylbenzene	ug/m3	2.7	8.9	10	14	8.3	6.6	8.0
1,2-Dibromoethane	ug/m3	1.2 U	1.2 U	1.2 U	1.2 U	1.2 U	1.2 U	1.2 U
1,2-Dichloro-1,1,2,2-tetrafluoroethane	ug/m3	1.1 U	1.1 U	1.1 U	1.1 U	1.1 U	1.1 U	1.1 U
1,2-Dichlorobenzene	ug/m3	0.92 U	0.92 U	0.92 U	0.92 U	0.92 U	0.92 U	0.92 U
1,2-Dichloroethane	ug/m3	0.62 U	0.62 U	0.62 U	0.62 U	0.62 U	0.62 U	0.62 U
1,2-Dichloropropane	ug/m3	0.70 U	0.70 U	0.70 U	0.70 U	0.70 U	0.70 U	0.70 U
1,3,5-Trimethylbenzene	ug/m3	0.75 U	2.9	4.9	5.7	4.2	4.0	7.7
1,3-Butadiene	ug/m3	0.34 U	0.34 U	0.34 U	0.34 U	0.34 U	0.34 U	0.34 U
1,3-Dichlorobenzene	ug/m3	0.92 U	0.92 U	0.92 U	0.92 U	0.92 U	0.92 U	110
1,4-Dichlorobenzene	ug/m3	1.3	17	11	54	13	4.3	28
1,4-Dioxane	ug/m3	1.1 U	1.1 U	1.1 U	1.1 U	1.1 U	1.1 U	1.1 U
2,2,4-Trimethylpentane	ug/m3	0.71 U	0.71 U	0.71 U	0.71 U	0.57 J	0.71 U	2.2
2-Butanone	ug/m3	0.90 U	0.90 U	0.90 U	0.90 U	0.90 U	0.90 U	45
2-Hexanone	ug/m3	1.2 U	1.2 U	1.2 U	1.2 U	1.2 U	1.2 U	1.2 U
3-Chloropropene	ug/m3	0.48 U	0.48 U	0.48 U	0.48 U	0.48 U	0.48 U	0.48 U
4-Ethyltoluene	ug/m3	0.75 U	1.3	2.0	2.6	1.3	1.0	2.7
4-Methyl-2-pentanone	ug/m3	1.2 U	1.2 U	1.2 U	1.2 U	1.2 U	1.2 U	1.2 U
Acetone	ug/m3	0.72 U	2,600	19	620	49	80	420
Benzene	ug/m3	0.49	0.68	0.52	0.58	0.62	0.42 J	25
Benzyl Chloride	ug/m3	0.88 U	0.88 U	0.88 U	0.88 U	0.88 U	0.88 U	0.88 U
Bromodichloromethane	ug/m3	1.0 U	1.0 U	1.0 U	1.0 U	1.0 U	1.0 U	1.0 U
Bromoform	ug/m3	1.6 U	1.6 U	1.6 U	1.6 U	1.6 U	1.6 U	1.6 U
Bromomethane	ug/m3	0.59 U	0.59 U	0.59 U	0.59 U	0.59 U	0.59 U	0.59 U
Carbon Disulfide	ug/m3	0.47 U	0.47 U	0.47 U	0.44 J	0.47 U	0.47 U	54
Carbon Tetrachloride	ug/m3	0.96 U	0.96 U	0.96 U	0.96 U	0.96 U	0.96 U	0.96 U
Chlorobenzene	ug/m3	0.70 U	0.70 U	0.70 U	0.70 U	0.70 U	0.70 U	0.70 U
Chloroethane	ug/m3	0.40 U	0.40 U	0.40 U	0.40 U	0.40 U	0.40 U	0.40 U
Chloroform	ug/m3	0.74 U	0.65 J	0.60 J	0.84	0.74 U	0.74 U	6.6
Chloromethane	ug/m3	0.31 U	0.31 U	0.31 U	0.31 U	0.31 U	0.31 U	0.31 U
cis-1,2-Dichloroethene	ug/m3	0.60 U	0.64	0.60 U	0.60 U	0.60 U	0.60 U	2.7
cis-1,3-Dichloropropene	ug/m3	0.69 U	0.69 U	0.69 U	0.69 U	0.69 U	0.69 U	0.69 U
Cyclohexane	ug/m3	7.2	16	14	1.0	55	23	90
Dibromochloromethane	ug/m3	1.3 U	1.3 U	1.3 U	1.3 U	1.3 U	1.3 U	1.3 U
Dichlorodifluoromethane	ug/m3	5.0	2.2	3.1	2.8	3.5	3.3	3.5
Ethyl acetate	ug/m3	0.92 U	0.92 U	0.92 U	0.92 U	0.92 U	0.92 U	0.92 U
Ethylbenzene	ug/m3	0.71	1.1	0.93	0.79	2.2	1.1	7.1
Heptane	ug/m3	0.79	32	0.62 U	1.0	1.0	0.79	64
Hexachlorobutadiene	ug/m3	1.6 U	1.6 U	1.6 U	1.6 U	1.6 U	1.6 U	1.6 U
Isopropanol	ug/m3	NA	NA	NA	NA	NA	NA	NA
Isopropyl alcohol	ug/m3	2,800	1,200	10,000	1,700	1,100	2,800	0.37 U
m&p-Xylene	ug/m3	1.4	2.3	2.2	2.2	5.3	1.8	18
Methyl tert-butyl ether	ug/m3	0.55 U	0.55 U	0.55 U	0.55 U	0.55 U	0.55 U	0.55 U
Methylene Chloride	ug/m3	29	380	1,800	160	930	91	210
o-Xylene	ug/m3	0.57 J	0.79	1.5	0.75	2.5	1.3	7.7
Propylene	ug/m3	0.26 U	0.26 U	0.26 U	0.26 U	0.26 U	0.26 U	0.26 U
Styrene	ug/m3	3.6	2.8	8.5	1.4	16	12 J	7.4
Tetrachloroethene	ug/m3	1.0 U	1.2	0.97 J	1.0 U	0.76 J	1.0 U	210
Tetrahydrofuran	ug/m3	0.45 U	0.45 U	0.45 U	0.45 U	0.45 U	0.45 U	0.45 U
Toluene	ug/m3	4.5	3.1	4.1	4.3	6.3	3.8	140
trans-1,2-Dichloroethene	ug/m3	0.60 U	0.60 U	0.60 U	0.60 U	0.60 U	0.60 U	0.60 U
trans-1,3-Dichloropropene	ug/m3	0.69 U	0.69 U	0.69 U	0.69 U	0.69 U	0.69 U	0.69 U
Trichloroethene	ug/m3	0.66	2.3	0.76	1.0	1.3	9.0	17
Trichlorofluoromethane	ug/m3	3.5	1.5	1.6	1.9	1.8	1.8	4.0
Vinyl Acetate	ug/m3	0.54 U	0.54 U	0.54 U	0.54 U	0.54 U	0.54 U	0.54 U
Vinyl Bromide	ug/m3	0.67 U	0.67 U	0.67 U	0.67 U	0.67 U	0.67 U	0.67 U
Vinyl Chloride	ug/m3	0.39 U	0.39 U	0.39 U	0.39 U	0.39 U	0.39 U	0.39 U

Table A-1. Summary of Indoor Air and Sub-Slab Soil Gas Sample Results,
Former Lockheed Martin French Road Facility, Utica, New York

Location ID: Lab Sample ID: Date Collected: Sample Type Field Notes:		SS-2 C0711025-007A 11/15/07 Sub-Slab	SS-2SD C0711025-025A 11/15/07 Sub-Slab	SS-3 C0711025-009A 11/15/07 Sub-Slab	SS-4 C0711025-022A 11/15/07 Sub-Slab	SS-4SD C0711025-035A 11/15/07 Sub-Slab	SS-5 C0711025-021A 11/15/07 Sub-Slab	SS-6 C0711025-019A 11/15/07 Sub-Slab
1,1,1-Trichloroethane	ug/m3	560	54	310	4.7	2.7	18	1.8
1,1,2,2-Tetrachloroethane	ug/m3	1.0 U	1.0 U	1.0 U	1.0 U	1.0 U	1.0 U	1.0 U
1,1,2-trichloro-1,2,2-trifluoroethane	ug/m3	82	8.3	9.0	52	41	7.2	1.0 J
1,1,2-Trichloroethane	ug/m3	0.83 U	0.83 U	0.83 U	0.83 U	0.83 U	0.83 U	0.83 U
1,1-Dichloroethane	ug/m3	0.62 U	0.62 U	0.62 U	0.62 U	0.62 U	0.62 U	0.62 U
1,1-Dichloroethene	ug/m3	0.60 U	4.6	0.60 U	0.60 U	0.60 U	0.60 U	3.1
1,2,4-Trichlorobenzene	ug/m3	1.1 U	1.1 U	1.1 U	1.1 U	1.1 U	1.1 U	1.1 U
1,2,4-Trimethylbenzene	ug/m3	10	8.2	9.2	10	8.0	7.0 J	8.0
1,2-Dibromoethane	ug/m3	1.2 U	1.2 U	1.2 U	1.2 U	1.2 U	1.2 U	1.2 U
1,2-Dichloro-1,1,2,2-tetrafluoroethane	ug/m3	1.1 U	1.1 U	1.1 U	1.1 U	1.1 U	1.1 U	1.1 U
1,2-Dichlorobenzene	ug/m3	0.92 U	0.92 U	0.92 U	0.92 U	0.92 U	0.92 U	0.92 U
1,2-Dichloroethane	ug/m3	0.62 U	0.62 U	0.62 U	0.62 U	0.62 U	0.62 U	0.62 U
1,2-Dichloropropane	ug/m3	0.70 U	0.70 U	0.70 U	0.70 U	0.70 U	0.70 U	0.70 U
1,3,5-Trimethylbenzene	ug/m3	11	8.0	9.0	6.7	6.6	6.5 J	9.9
1,3-Butadiene	ug/m3	0.34 U	0.34 U	0.34 U	0.34 U	0.34 U	0.34 U	0.34 U
1,3-Dichlorobenzene	ug/m3	64	89	110	66	84	67	74
1,4-Dichlorobenzene	ug/m3	43	24	38	30	26	20	26
1,4-Dioxane	ug/m3	1.1 U	1.1 U	1.1 U	1.1 U	1.1 U	1.1 U	1.1 U
2,2,4-Trimethylpentane	ug/m3	0.71 U	0.71 U	0.71 U	0.71 U	0.71 U	0.81	0.71 U
2-Butanone	ug/m3	46	39	41	0.90 U	34	62	34
2-Hexanone	ug/m3	1.2 U	1.2 U	1.2 U	1.2 U	1.2 U	1.2 U	1.2 U
3-Chloropropene	ug/m3	0.48 U	0.48 U	0.48 U	0.48 U	0.48 U	0.48 U	0.48 U
4-Ethyltoluene	ug/m3	3.7	1.9	2.0	2.3	1.9	4.1	2.8
4-Methyl-2-pentanone	ug/m3	1.2 U	1.2 U	1.2 U	1.2 U	1.2 U	1.2 U	1.2 U
Acetone	ug/m3	85	110	39	490	210	210	130
Benzene	ug/m3	3.3	4.9	1.9	21	3.3	6.3	3.6
Benzyl Chloride	ug/m3	0.88 U	0.88 U	0.88 U	0.88 U	0.88 U	0.88 U	0.88 U
Bromodichloromethane	ug/m3	1.0 U	1.0 U	1.0 U	1.0 U	1.0 U	1.0 U	1.0 U
Bromoform	ug/m3	1.6 U	1.6 U	1.6 U	1.6 U	1.6 U	1.6 U	1.6 U
Bromomethane	ug/m3	0.59 U	0.59 U	0.59 U	0.59 U	0.59 U	0.59 U	0.59 U
Carbon Disulfide	ug/m3	16	6.0	2.0	26	5.2	9.5	13
Carbon Tetrachloride	ug/m3	0.96 U	0.96 U	0.96 U	0.96 U	0.96 U	0.83 J	0.96 U
Chlorobenzene	ug/m3	0.70 U	0.70 U	0.70 U	0.70 U	0.70 U	0.70 U	0.70 U
Chloroethane	ug/m3	0.40 U	0.40 U	0.40 U	0.40 U	0.40 U	0.40 U	0.40 U
Chloroform	ug/m3	1.3	2.7	0.69 J	3.3	10	7.5	12
Chloromethane	ug/m3	0.31 U	0.31 U	0.31 U	0.31 U	0.31 U	0.31 U	0.31 U
cis-1,2-Dichloroethene	ug/m3	0.60 U	1.8	0.60 U	0.60 U	0.60 U	0.60 U	11
cis-1,3-Dichloropropene	ug/m3	0.69 U	0.69 U	0.69 U	0.69 U	0.69 U	0.69 U	0.69 U
Cyclohexane	ug/m3	0.52 U	0.52 U	0.52 U	170	0.52 U	0.52 U	7.5
Dibromochloromethane	ug/m3	1.3 U	1.3 U	1.3 U	1.3 U	1.3 U	1.3 U	1.3 U
Dichlorodifluoromethane	ug/m3	0.75 U	3.5	3,900	3.4	3.3	3.3	180
Ethyl acetate	ug/m3	0.92 U	0.92 U	0.92 U	0.92 U	0.92 U	0.92 U	0.92 U
Ethylbenzene	ug/m3	39	7.4	6.4	8.7	7.4	9.0	8.3
Heptane	ug/m3	0.62 U	9.6	5.0	42 U	18	21	10
Hexachlorobutadiene	ug/m3	1.6 U	1.6 U	1.6 U	1.6 U	1.6 U	1.6 U	1.6 U
Isopropanol	ug/m3	NA	NA	NA	NA	NA	NA	NA
Isopropyl alcohol	ug/m3	130	120	55	0.37 U	110	46	87
m&p-Xylene	ug/m3	97	13	18	15	14	14	15
Methyl tert-butyl ether	ug/m3	0.55 U	0.55 U	0.55 U	0.55 U	0.55 U	0.55 U	0.55 U
Methylene Chloride	ug/m3	50	72	6.6	370	330	120	16
o-Xylene	ug/m3	54	6.6	6.2	8.6	6.4	7.7	7.3
Propylene	ug/m3	0.26 U	0.26 U	0.26 U	0.26 U	0.26 U	0.26 U	0.26 U
Styrene	ug/m3	16	5.6 J	6.5	6.1 J	5.6 J	5.6 J	11
Tetrachloroethene	ug/m3	29	3.7	200	4.1	4.1	12	65
Tetrahydrofuran	ug/m3	0.45 U	0.45 U	0.45 U	0.45 U	0.45 U	0.45 U	0.45 U
Toluene	ug/m3	93	130	120	150	110	130	95
trans-1,2-Dichloroethene	ug/m3	0.60 U	0.60 U	0.60 U	0.60 U	0.60 U	0.60 U	0.60 U
trans-1,3-Dichloropropene	ug/m3	0.69 U	0.69 U	0.69 U	0.69 U	0.69 U	0.69 U	0.69 U
Trichloroethene	ug/m3	11	210	150	7.4	6.3	9.0	32
Trichlorofluoromethane	ug/m3	2.8	1.7	19	1.8	1.8	1.8	4.6
Vinyl Acetate	ug/m3	0.54 U	0.54 U	0.54 U	0.54 U	0.54 U	0.54 U	0.54 U
Vinyl Bromide	ug/m3	0.67 U	0.67 U	0.67 U	0.67 U	0.67 U	0.67 U	0.67 U
Vinyl Chloride	ug/m3	0.39 U	0.39 U	0.39 U	0.39 U	0.39 U	0.39 U	0.39 U

Table A-1. Summary of Indoor Air and Sub-Slab Soil Gas Sample Results,
Former Lockheed Martin French Road Facility, Utica, New York

Location ID: Lab Sample ID: Date Collected: Sample Type Field Notes:		SS-7 C0711025-003A 11/15/07 Sub-Slab	SS-8 C0711025-039A 11/15/07 Sub-Slab	SS-8SD C0711025-036A 11/15/07 Sub-Slab	SS-9 C0711025-027A 11/15/07 Sub-Slab	SS-S10 C0711025-001A 11/15/07 Sub-Slab	VP-10SD C0711025-033A 11/15/07 Sub-Slab	VP-11SD C0711025-030A 11/15/07 Sub-Slab
1,1,1-Trichloroethane	ug/m3	2.3	21	27	24	0.83 U	0.83 U	19
1,1,2,2-Tetrachloroethane	ug/m3	1.0 U	1.0 U	1.0 U	1.0 U	1.0 U	1.0 U	1.0 U
1,1,2-trichloro-1,2,2-trifluoroethane	ug/m3	4.4	23	8.6	18	1.8	130	4.9
1,1,2-Trichloroethane	ug/m3	0.83 U	0.83 U	0.83 U	0.83 U	0.83 U	0.83 U	0.83 U
1,1-Dichloroethane	ug/m3	0.62 U	4.4	0.62 U	0.62 U	0.62 U	0.62 U	0.62 U
1,1-Dichloroethene	ug/m3	0.60 U	0.60 U	0.60 U	0.60 U	0.60 U	0.60 U	0.60 U
1,2,4-Trichlorobenzene	ug/m3	1.1 U	1.1 U	1.1 U	1.1 U	1.1 U	1.1 U	1.1 U
1,2,4-Trimethylbenzene	ug/m3	10	6.0 J	8.4	7.3	8.4	8.6	5.8
1,2-Dibromoethane	ug/m3	1.2 U	1.2 U	1.2 U	1.2 U	1.2 U	1.2 U	1.2 U
1,2-Dichloro-1,1,2,2-tetrafluoroethane	ug/m3	1.1 U	1.1 U	1.1 U	1.1 U	1.1 U	1.1 U	1.1 U
1,2-Dichlorobenzene	ug/m3	0.92 U	0.92 U	0.92 U	0.92 U	0.92 U	0.92 U	0.92 U
1,2-Dichloroethane	ug/m3	0.62 U	0.62 U	0.62 U	0.62 U	0.62 U	0.62 U	0.62 U
1,2-Dichloropropane	ug/m3	0.70 U	0.70 U	0.70 U	0.70 U	0.70 U	0.70 U	0.70 U
1,3,5-Trimethylbenzene	ug/m3	9.6	6.5 J	8.8	9.0	6.9	5.7	6.1
1,3-Butadiene	ug/m3	0.34 U	0.34 U	0.34 U	0.34 U	0.34 U	0.34 U	0.34 U
1,3-Dichlorobenzene	ug/m3	95	110	100	97	100	76	59
1,4-Dichlorobenzene	ug/m3	35	34	24	23	34	27	14
1,4-Dioxane	ug/m3	1.1 U	1.1 U	1.1 U	1.1 U	1.1 U	1.1 U	1.1 U
2,2,4-Trimethylpentane	ug/m3	0.47 J	0.71 U	0.71 U	0.71 U	0.71 U	0.71 U	0.71 U
2-Butanone	ug/m3	54	51	36	110	43	47	42
2-Hexanone	ug/m3	1.2 U	1.2 U	1.2 U	1.2 U	1.2 U	1.2 U	1.2 U
3-Chloropropene	ug/m3	0.48 U	0.48 U	0.48 U	0.48 U	0.48 U	0.48 U	0.48 U
4-Ethyltoluene	ug/m3	2.4	3.6	2.2	2.0	2.2	1.9	1.3
4-Methyl-2-pentanone	ug/m3	1.2 U	1.2 U	1.2 U	1.2 U	1.2 U	1.2 U	1.2 U
Acetone	ug/m3	110	0.72 U	0.72 U	1,100	180	290	92
Benzene	ug/m3	2.1	0.49 U	3.1	20	1.4	3.4	1.7
Benzyl Chloride	ug/m3	0.88 U	0.88 U	0.88 U	0.88 U	0.88 U	0.88 U	0.88 U
Bromodichloromethane	ug/m3	1.0 U	1.0 U	1.0 U	1.0 U	0.95 J	1.0 U	1.0 U
Bromoform	ug/m3	1.6 U	1.6 U	1.6 U	1.6 U	1.6 U	1.6 U	1.6 U
Bromomethane	ug/m3	0.59 U	0.59 U	0.59 U	0.59 U	0.59 U	0.59 U	0.59 U
Carbon Disulfide	ug/m3	4.3	6.3	6.0	20	2.8	19	2.2
Carbon Tetrachloride	ug/m3	0.96 U	0.96 U	0.96 U	0.96 U	0.96 U	0.96 U	0.96 U
Chlorobenzene	ug/m3	0.70 U	0.70 U	0.70 U	0.70 U	0.70 U	0.70 U	0.70 U
Chloroethane	ug/m3	0.40 U	0.40 U	0.40 U	1.1	0.40 U	0.40 U	0.40 U
Chloroform	ug/m3	39	12	38	4.4	49	0.84	5.0
Chloromethane	ug/m3	0.31 U	0.31 U	0.31 U	0.31 U	0.31 U	0.31 U	0.31 U
cis-1,2-Dichloroethene	ug/m3	0.60 U	0.60 U	0.60 U	0.60 U	8.2	0.60 U	1.2
cis-1,3-Dichloropropene	ug/m3	0.69 U	0.69 U	0.69 U	0.69 U	0.69 U	0.69 U	0.69 U
Cyclohexane	ug/m3	5.5	0.52 U	0.52 U	85	0.52 U	0.52 U	2.6
Dibromochloromethane	ug/m3	1.3 U	1.3 U	1.3 U	1.3 U	1.3 U	1.3 U	1.3 U
Dichlorodifluoromethane	ug/m3	3.0	0.75 U	0.75 U	3.6	2.8	1.4	3.2
Ethyl acetate	ug/m3	0.92 U	0.92 U	0.92 U	0.92 U	0.92 U	0.92 U	0.92 U
Ethylbenzene	ug/m3	8.4	9.1	7.6	7.1	7.8	6.0	5.3
Heptane	ug/m3	11	7.9	0.62 U	40	8.8	0.62 U	6.5
Hexachlorobutadiene	ug/m3	1.6 U	1.6 U	1.6 U	1.6 U	1.6 U	1.6 U	1.6 U
Isopropanol	ug/m3	NA	NA	NA	NA	NA	NA	NA
Isopropyl alcohol	ug/m3	110	0.37 U	0.37 U	0.37 U	0.37 U	660	0.37 U
m&p-Xylene	ug/m3	19	16	15	17	18	19	17
Methyl tert-butyl ether	ug/m3	0.55 U	0.55 U	0.55 U	0.55 U	0.55 U	0.55 U	0.55 U
Methylene Chloride	ug/m3	43	68	30	190	19	160	37
o-Xylene	ug/m3	7.7	8.9	7.1	7.4	7.2	5.1	4.3
Propylene	ug/m3	0.26 U	0.26 U	0.26 U	0.26 U	0.26 U	0.26 U	0.26 U
Styrene	ug/m3	7.8	6.1 J	5.6 J	6.9	7.4	9.6	7.2
Tetrachloroethene	ug/m3	48	7.9	17	2.9	190	2.3	7.4
Tetrahydrofuran	ug/m3	0.45 U	0.45 U	0.45 U	0.45 U	0.45 U	0.45 U	0.45 U
Toluene	ug/m3	140	110	100	180	110	77	74
trans-1,2-Dichloroethene	ug/m3	0.60 U	0.60 U	0.60 U	0.60 U	0.60 U	0.60 U	0.60 U
trans-1,3-Dichloropropene	ug/m3	0.69 U	0.69 U	0.69 U	0.69 U	0.69 U	0.69 U	0.69 U
Trichloroethene	ug/m3	12	11	310	7.9	21	6.3	14
Trichlorofluoromethane	ug/m3	1.7	1.8	0.86 U	2.1	1.7	3.1	1.7
Vinyl Acetate	ug/m3	0.54 U	0.54 U	0.54 U	0.54 U	0.54 U	0.54 U	0.54 U
Vinyl Bromide	ug/m3	0.67 U	0.67 U	0.67 U	0.67 U	0.67 U	0.67 U	0.67 U
Vinyl Chloride	ug/m3	0.39 U	0.39 U	0.39 U	0.39 U	0.39 U	0.39 U	0.39 U

Table A-1. Summary of Indoor Air and Sub-Slab Soil Gas Sample Results,
Former Lockheed Martin French Road Facility, Utica, New York

Location ID: Lab Sample ID: Date Collected: Sample Type Field Notes:		VP-12SD C0711025-012A 11/15/07 Sub-Slab	VP-14SD C0711025-017A 11/15/07 Sub-Slab	VP-9SD C0711025-029A 11/15/07 Sub-Slab	VMP-1A C0908051-022A 08/26/09 Sub-Slab	VMP-1A AA C0908051-013A 08/26/09 Indoor Air Paint like odor	VMP-1B C0908051-009A 08/26/09 Sub-Slab	VMP-1B AA C0908051-025A 08/26/09 Indoor Air High traffic area
1,1,1-Trichloroethane	ug/m3	1.8 [0.67 J]	3.9	6.3	0.83 U [0.83 U]	0.83 U	0.83 U	0.83 U
1,1,2,2-Tetrachloroethane	ug/m3	1.0 U [1.0 U]	1.0 U	1.0 U	1.0 UJ [1.0 UJ]	1.0 UJ	1.0 UJ	1.0 UJ
1,1,2-trichloro-1,2,2-trifluoroethane	ug/m3	2.2 [1.2]	8.5	230	1.2 U [1.2 U]	1.2 U	1.2 U	1.2 U
1,1,2-Trichloroethane	ug/m3	0.83 U [0.83 U]	0.83 U	0.83 U	0.83 U [0.83 U]	0.83 U	0.83 U	0.83 U
1,1-Dichloroethane	ug/m3	0.62 U [0.62 U]	0.62 U	0.62 U	0.62 U [0.62 U]	0.62 U	0.62 U	0.62 U
1,1-Dichloroethene	ug/m3	0.60 U [0.60 U]	0.60 U	0.60 U	0.60 U [0.60 U]	0.60 U	0.60 U	0.60 U
1,2,4-Trichlorobenzene	ug/m3	1.1 U [1.1 U]	1.1 U	1.1 U	1.1 UJ [1.1 UJ]	1.1 UJ	1.1 UJ	1.1 UJ
1,2,4-Trimethylbenzene	ug/m3	6.5 [2.0]	10	8.8	15 DJ [7.4 J]	15 DJ	21 J	6.0 DJ
1,2-Dibromoethane	ug/m3	1.2 U [1.2 U]	1.2 U	1.2 U	1.2 U [1.2 U]	1.2 U	1.2 U	1.2 U
1,2-Dichloro-1,1,2,2-tetrafluoroethane	ug/m3	1.1 U [1.1 U]	1.1 U	1.1 U	1.1 U [1.1 U]	1.1 U	1.1 U	1.1 U
1,2-Dichlorobenzene	ug/m3	0.92 U [0.92 U]	0.92 U	0.92 U	0.92 UJ [0.92 UJ]	0.92 UJ	0.92 UJ	0.92 UJ
1,2-Dichloroethane	ug/m3	0.62 U [0.62 U]	0.62 U	0.62 U	0.62 U [0.62 U]	0.62 U	0.62 U	0.62 U
1,2-Dichloropropane	ug/m3	0.70 U [0.70 U]	0.70 U	0.70 U	0.70 U [0.70 U]	0.70 U	0.70 U	0.70 U
1,3,5-Trimethylbenzene	ug/m3	7.0 [2.1]	8.7	7.5	13 J [2.5 J]	6.0 DJ	4.6 J	3.7 J
1,3-Butadiene	ug/m3	0.34 U [0.34 U]	0.34 U	0.34 U	0.34 U [0.34 U]	0.34 U	0.34 U	0.34 U
1,3-Dichlorobenzene	ug/m3	79 [12]	110	94	0.92 UJ [0.92 UJ]	0.92 UJ	0.92 UJ	0.92 UJ
1,4-Dichlorobenzene	ug/m3	27 [8.8]	26	23	2.3 J [1.1 J]	3.3 J	4.6 J	4.2 J
1,4-Dioxane	ug/m3	1.1 U [1.1 U]	1.1 U	1.1 U	1.1 UJ [1.1 UJ]	1.1 UJ	1.1 UJ	1.1 UJ
2,2,4-Trimethylpentane	ug/m3	0.71 U [0.71 U]	3.2	0.71 U	0.71 U [0.52 J]	1.0	0.90 J	1.0
2-Butanone	ug/m3	24 [5.1]	36	44	3.3 [3.8]	3.3	3.4 J	3.3
2-Hexanone	ug/m3	1.2 U [1.2 U]	1.2 U	1.2 U	1.2 UJ [1.2 UJ]	1.2 U	1.2 UJ	1.2 UJ
3-Chloropropene	ug/m3	0.48 U [0.48 U]	0.48 U	0.48 U	0.48 U [0.48 U]	0.48 U	0.48 U	0.48 U
4-Ethyltoluene	ug/m3	1.6 [0.75 U]	5.3	2.1	23 J [6.8 J]	7.0 DJ	8.4 J	7.9 J
4-Methyl-2-pentanone	ug/m3	1.2 U [1.2 U]	1.2 U	1.2 U	0.79 J [1.7 J]	1.0 J	1.2 U	0.58 J
Acetone	ug/m3	47 [25]	32	34	60 D [69 D]	48 D	71 D	54 D
Benzene	ug/m3	10 [3.3]	10	2.9	0.75 [1.0]	9.1 DJ	0.91 J	0.88
Benzyl Chloride	ug/m3	0.88 U [0.88 U]	0.88 U	0.88 U	0.88 UJ [0.88 U]	0.88 UJ	0.88 UJ	0.88 UJ
Bromodichloromethane	ug/m3	1.0 U [1.0 U]	1.0 U	1.0 U	1.0 U [1.0 U]	1.0 U	1.0 U	1.0 U
Bromoform	ug/m3	1.6 U [1.6 U]	1.6 U	1.6 U	1.6 U [1.6 U]	1.6 U	1.6 U	1.6 U
Bromomethane	ug/m3	0.59 U [0.59 U]	0.59 U	0.59 U	0.59 U [0.59 U]	0.59 U	0.59 U	0.59 U
Carbon Disulfide	ug/m3	19 [3.5]	3.3	5.9	0.57 [1.3]	0.47	1.0 J	0.73
Carbon Tetrachloride	ug/m3	0.96 U [0.96 U]	0.96 U	0.96 U	0.96 U [0.96 U]	0.45	0.96 U	0.38
Chlorobenzene	ug/m3	0.70 U [0.70 U]	0.70 U	0.70 U	0.70 U [0.70 U]	0.70 U	0.70 U	0.70 U
Chloroethane	ug/m3	0.40 U [0.40 U]	0.40 U	0.40 U	0.40 U [0.40 U]	0.40 U	0.40 U	0.40 U
Chloroform	ug/m3	1.0 [0.50 J]	0.74	1.7	1.0 [1.1]	1.1	1.0 J	0.89
Chloromethane	ug/m3	0.31 U [0.31 U]	0.31 U	0.31 U	1.4 [1.0]	1.0	1.2 J	1.2
cis-1,2-Dichloroethene	ug/m3	0.60 U [0.60 U]	0.56 J	1.2	0.60 U [1.1]	0.60 U	1.8 J	0.60 U
cis-1,3-Dichloropropene	ug/m3	0.69 U [0.69 U]	0.69 U	0.69 U	0.69 U [0.69 U]	0.69 U	0.69 U	0.69 U
Cyclohexane	ug/m3	18 [5.9]	6.3	7.8	0.52 UJ [13 DJ]	16 D	34 D	42 D
Dibromochloromethane	ug/m3	1.3 U [1.3 U]	1.3 U	1.3 U	1.3 U [1.3 U]	1.3 U	1.3 U	1.3 U
Dichlorodifluoromethane	ug/m3	2.4 [3.2]	2.4	4.3	2.7 [2.7]	2.7	2.7 J	2.7
Ethyl acetate	ug/m3	0.92 U [0.92 U]	0.92 U	0.92 U	1.6 [1.8]	1.9	2.6 J	3.0
Ethylbenzene	ug/m3	6.3 [1.6]	8.8	7.9	2.6 J [2.8 J]	2.9 J	1.8 J	1.9 J
Heptane	ug/m3	24 [5.1]	9.2	10	17 D [13 D]	11 D	21 J	12 D
Hexachlorobutadiene	ug/m3	1.6 U [1.6 U]	1.6 U	1.6 U	1.6 UJ [1.6 UJ]	1.6 UJ	1.6 UJ	1.6 UJ
Isopropanol	ug/m3	NA	NA	NA	NA	NA	NA	NA
Isopropyl alcohol	ug/m3	0.37 U [0.37 U]	0.37 U	24	1,600 D [2,000 D]	1,200 D	2,100 D	2,200 D
m&p-Xylene	ug/m3	19 J [4.4]	24	14	8.1 J [5.4 J]	8.7 J	3.6 J	3.3 J
Methyl tert-butyl ether	ug/m3	0.55 U [0.55 U]	0.55 U	0.55 U	0.55 U [0.55 U]	0.55 UJ	0.55 U	0.55 U
Methylene Chloride	ug/m3	29 [3.5]	11	20	330 D [390 D]	300 DJ	510 D	500 D
o-Xylene	ug/m3	5.9 [1.2]	6.6	6.9	2.5 J [2.3 J]	2.6	1.8 J	1.5 J
Propylene	ug/m3	0.26 U [0.26 U]	0.26 U	0.26 U	0.26 U [0.26 U]	0.26 U	0.26 U	0.26 U
Styrene	ug/m3	8.5 [1.1]	5.6 J	5.2 J	2.9 J [2.7 J]	3.3 J	8.3 J	9.2 J
Tetrachloroethene	ug/m3	2.7 [1.0]	3.2	4.9	1.1 J [1.3 J]	0.83 J	1.7 J	0.69 J
Tetrahydrofuran	ug/m3	0.45 U [0.45 U]	0.45 U	0.45 U	1.8 [2.3]	0.45 U	0.45 U	0.45 U
Toluene	ug/m3	110 [20]	200	110	7.1 J [6.8 J]	8.4 J	16 DJ	13 DJ
trans-1,2-Dichloroethene	ug/m3	0.60 U [0.60 U]	0.60 U	0.60 U	0.60 U [0.60 U]	0.60 U	0.60 U	0.60 U
trans-1,3-Dichloropropene	ug/m3	0.69 U [0.69 U]	0.69 U	0.69 U	0.69 U [0.69 U]	0.69 U	0.69 U	0.69 U
Trichloroethene	ug/m3	3.3 [2.0]	4.0	8.1	2.1 J [7.9 J]	1.9	8.6 J	1.9
Trichlorofluoromethane	ug/m3	2.3 [2.5]	18	2.1	3.9 [4.1]	4.0	2.8 J	2.6
Vinyl Acetate	ug/m3	0.54 U [0.54 U]	0.54 U	0.54 U	0.54 UJ [0.54 UJ]	0.54 UJ	0.54 UJ	0.54 UJ
Vinyl Bromide	ug/m3	0.67 U [0.67 U]	0.67 U	0.67 U	0.67 U [0.67 U]	0.67 U	0.67 U	0.67 U
Vinyl Chloride	ug/m3	0.39 U [0.39 U]	0.39 U	0.39 U	0.39 U [0.39 U]	0.10 U	0.39 U	0.10 U

Table A-1. Summary of Indoor Air and Sub-Slab Soil Gas Sample Results,
Former Lockheed Martin French Road Facility, Utica, New York

Location ID: / Lab Sample ID: / Date Collected: / Sample Type / Field Notes:		VMP-1C C0908051-020A 08/26/09 Sub-Slab	VMP-1C AA C0908051-021A 08/26/09 Indoor Air Near machine	VMP-2A C0908051-019A 08/26/09 Sub-Slab	VMP-2A AA C0908051-001A 08/26/09 Indoor Air	VMP-2B C0908051-010A 08/26/09 Sub-Slab	VMP-2B AA C0908051-018A 08/26/09 Indoor Air Odor of burning / electronics
1,1,1-Trichloroethane	ug/m3	0.83 U	0.83 U	0.83 U	0.83 UJ	0.83 U	0.83 U
1,1,2,2-Tetrachloroethane	ug/m3	1.0 UJ	1.0 UJ	1.0 UJ	1.0 UJ	1.0 UJ	1.0 UJ
1,1,2-trichloro-1,2,2-trifluoroethane	ug/m3	1.2 U	0.86 J	0.86 J	1.2 UJ	1.2 U	1.2 U
1,1,2-Trichloroethane	ug/m3	0.83 U	0.83 U	0.83 U	0.83 UJ	0.83 U	0.83 U
1,1-Dichloroethane	ug/m3	0.62 U	0.62 U	0.62 U	0.62 UJ	0.62 U	0.62 U
1,1-Dichloroethene	ug/m3	0.60 U	0.60 U	0.60 U	0.60 UJ	0.60 U	0.60 U
1,2,4-Trichlorobenzene	ug/m3	1.1 UJ	1.1 UJ	1.1 UJ	1.1 UJ	3.9 J	1.1 UJ
1,2,4-Trimethylbenzene	ug/m3	22 J	19 J	21 J	17 DJ	19 J	6.5 DJ
1,2-Dibromoethane	ug/m3	1.2 U	1.2 U	1.2 U	1.2 UJ	1.2 U	1.2 U
1,2-Dichloro-1,1,2,2-tetrafluoroethane	ug/m3	1.1 U	1.1 U	1.1 U	1.1 UJ	1.1 U	1.1 U
1,2-Dichlorobenzene	ug/m3	0.92 UJ	0.92 UJ	0.92 UJ	0.92 UJ	0.92 UJ	0.92 UJ
1,2-Dichloroethane	ug/m3	0.62 U	0.62 U	0.62 U	0.62 UJ	0.62 U	0.62 U
1,2-Dichloropropane	ug/m3	0.70 U	0.70 U	0.70 U	0.70 UJ	0.70 U	0.70 U
1,3,5-Trimethylbenzene	ug/m3	4.5 J	3.7 J	4.5 J	6.1 J	4.2 J	4.0 J
1,3-Butadiene	ug/m3	0.34 U	0.34 U	0.34 U	0.34 UJ	0.34 U	0.34 U
1,3-Dichlorobenzene	ug/m3	0.92 UJ	0.92 UJ	0.92 UJ	0.92 UJ	0.92 UJ	0.92 UJ
1,4-Dichlorobenzene	ug/m3	4.0 J	3.3 J	3.4 J	2.3 J	2.8 J	2.8 J
1,4-Dioxane	ug/m3	1.1 UJ	1.1 UJ	1.1 UJ	1.1 UJ	1.1 UJ	1.1 UJ
2,2,4-Trimethylpentane	ug/m3	0.47 J	0.90 J	0.62 J	2.1 J	0.62 J	0.52 J
2-Butanone	ug/m3	3.1	3.0	3.1	2.8 J	2.8	3.1
2-Hexanone	ug/m3	0.50 J	1.2 UJ	0.46 J	1.2 UJ	0.50 J	1.2 UJ
3-Chloropropene	ug/m3	0.48 U	0.48 U	0.48 U	0.48 UJ	0.48 U	0.48 U
4-Ethyltoluene	ug/m3	11 J	8.2 J	9.4 J	12 J	11 J	8.0 J
4-Methyl-2-pentanone	ug/m3	1.1 J	1.1 J	1.9 J	1.3 J	1.7 J	1.0 J
Acetone	ug/m3	41 D	57 D	43 D	99 DJ	61 D	49 D
Benzene	ug/m3	0.78 J	0.75 J	0.71	1.7 J	0.75 J	0.78
Benzyl Chloride	ug/m3	0.88 UJ	0.88 UJ	0.88 UJ	0.88 UJ	0.88 UJ	0.88 UJ
Bromodichloromethane	ug/m3	1.0 U	1.0 U	1.0 U	1.0 UJ	1.0 U	1.0 U
Bromoform	ug/m3	1.6 U	1.6 U	1.6 U	1.6 UJ	1.6 U	1.6 U
Bromomethane	ug/m3	0.59 U	0.59 U	0.59 U	0.59 UJ	0.59 U	0.59 U
Carbon Disulfide	ug/m3	0.60	0.73	0.85	0.47 J	0.76	0.44 J
Carbon Tetrachloride	ug/m3	0.96 U	0.45 J	0.96 U	0.45 J	0.96 U	0.38
Chlorobenzene	ug/m3	0.70 U	0.70 U	0.70 U	0.47 J	0.70 U	0.70 U
Chloroethane	ug/m3	0.40 U	0.40 U	0.40 U	0.40 UJ	0.40 U	0.40 U
Chloroform	ug/m3	0.84	0.79	0.79	1.1 J	0.79	0.84
Chloromethane	ug/m3	1.0	1.2	1.4	1.0 J	1.2	1.2
cis-1,2-Dichloroethene	ug/m3	0.60 U	0.60 U	0.60 U	0.60 UJ	0.60 U	0.60 U
cis-1,3-Dichloropropene	ug/m3	0.69 U	0.69 U	0.69 U	0.69 UJ	0.69 U	0.69 U
Cyclohexane	ug/m3	49 D	36 D	16 D	55 DJ	39 D	26 D
Dibromochloromethane	ug/m3	1.3 U	1.3 U	1.3 U	1.3 UJ	1.3 U	1.3 U
Dichlorodifluoromethane	ug/m3	2.7	2.6	2.8	2.8 J	3.1	2.9
Ethyl acetate	ug/m3	1.7	2.3	2.9	2.1 J	3.4	2.7
Ethylbenzene	ug/m3	1.6 J	1.8 J	2.0 J	1.7 J	1.9 J	1.6 J
Heptane	ug/m3	28 D	14 D	10 DJ	52 DJ	18 D	5.0 DJ
Hexachlorobutadiene	ug/m3	1.6 UJ	1.6 UJ	1.6 UJ	1.6 UJ	1.6 UJ	1.6 UJ
Isopropanol	ug/m3	NA	NA	NA	NA	NA	NA
Isopropyl alcohol	ug/m3	770 D	1,800 D	1,400 D	3,100 DJ	2,800 D	2,400 D
m&p-Xylene	ug/m3	3.4 J	3.2 J	3.0 J	3.8 J	4.3 J	2.3 J
Methyl tert-butyl ether	ug/m3	0.55 U	0.55 U	0.55 U	0.55 UJ	0.55 U	0.55 U
Methylene Chloride	ug/m3	290 D	420 D	240 D	180 DJ	440 D	400 D
o-Xylene	ug/m3	1.9 J	1.6 J	1.7 J	2.1 J	3.2 J	1.5 J
Propylene	ug/m3	0.26 U	0.26 U	0.26 U	0.26 UJ	0.26 U	0.26 U
Styrene	ug/m3	7.9 J	8.7 J	11 J	7.7 J	11 J	10 J
Tetrachloroethene	ug/m3	1.0 U	0.69 J	1.0 U	1.0 UJ	1.0 U	0.90 J
Tetrahydrofuran	ug/m3	0.45 U	0.45 U	3.3	0.45 UJ	0.45 U	0.45 U
Toluene	ug/m3	18 DJ	17 DJ	9.2 DJ	27 DJ	18 DJ	14 DJ
trans-1,2-Dichloroethene	ug/m3	0.60 U	0.60 U	0.60 U	0.60 UJ	0.60 U	0.60 U
trans-1,3-Dichloropropene	ug/m3	0.69 U	0.69 U	0.69 U	0.69 UJ	0.69 U	0.69 U
Trichloroethene	ug/m3	1.6 J	1.7 J	1.7	2.2 J	1.4 J	1.6
Trichlorofluoromethane	ug/m3	2.9	2.6	2.6	3.3 J	2.7	2.6
Vinyl Acetate	ug/m3	0.54 UJ	0.54 UJ	0.54 UJ	0.54 UJ	0.54 UJ	0.54 UJ
Vinyl Bromide	ug/m3	0.67 U	0.67 U	0.67 U	0.67 UJ	0.67 U	0.67 U
Vinyl Chloride	ug/m3	0.39 U	0.10 U	0.39 U	0.10 UJ	0.39 U	0.10 U

Table A-1. Summary of Indoor Air and Sub-Slab Soil Gas Sample Results,
Former Lockheed Martin French Road Facility, Utica, New York

Location ID:		VMP-2C	VMP-2C AA	VMP-3A	VMP-3A AA	VMP-3B	VMP-3B AA
Lab Sample ID:		C0908051-024A	C0908051-012A	C0908051-002A	C0908051-003A	C0908051-027A	C0908051-028A
Date Collected:		08/26/09	08/26/09	08/26/09	08/26/09	08/26/09	08/26/09
Sample Type		Sub-Slab	Indoor Air	Sub-Slab	Indoor Air	Sub-Slab	Indoor Air
Field Notes:			Burning odor / soldering				
1,1,1-Trichloroethane	ug/m3	0.83 U	0.83 U	110 D	0.83 U	0.83 U	0.83 U
1,1,2,2-Tetrachloroethane	ug/m3	1.0 UJ	1.0 UJ	1.0 UJ	1.0 UJ	1.0 UJ	1.0 UJ
1,1,2-trichloro-1,2,2-trifluoroethane	ug/m3	1.2 U	1.2 U	36 D	1.2 U	0.93 J	1.2 U
1,1,2-Trichloroethane	ug/m3	0.83 U	0.83 U	0.83 U	0.83 U	0.83 U	0.83 U
1,1-Dichloroethane	ug/m3	0.62 U	0.62 U	6.5 J	0.62 U	0.62 U	0.62 U
1,1-Dichloroethene	ug/m3	0.60 U	0.60 U	0.60 U	0.60 U	0.60 U	0.60 U
1,2,4-Trichlorobenzene	ug/m3	1.1 UJ	1.1 UJ	1.1 UJ	1.1 UJ	1.1 UJ	1.1 UJ
1,2,4-Trimethylbenzene	ug/m3	22 J	8.5 DJ	6.5 J	4.8 J	16 J	3.4 J
1,2-Dibromoethane	ug/m3	1.2 U	1.2 U	1.2 U	1.2 U	1.2 U	1.2 U
1,2-Dichloro-1,1,2,2-tetrafluoroethane	ug/m3	1.1 U	1.1 U	1.1 U	1.1 U	1.1 U	1.1 U
1,2-Dichlorobenzene	ug/m3	0.92 UJ	0.92 UJ	0.92 UJ	0.92 UJ	0.92 UJ	0.92 UJ
1,2-Dichloroethane	ug/m3	0.62 U	0.62 U	0.62 U	0.62 U	0.62 U	0.62 U
1,2-Dichloropropane	ug/m3	0.70 U	0.70 U	0.70 U	0.70 U	0.70 U	0.70 U
1,3,5-Trimethylbenzene	ug/m3	4.7 J	4.4 J	0.75 UJ	1.2 J	4.4 J	0.90 J
1,3-Butadiene	ug/m3	0.34 U	0.34 U	0.34 U	0.34 U	0.34 U	0.34 U
1,3-Dichlorobenzene	ug/m3	0.92 UJ	0.92 UJ	0.92 UJ	0.92 UJ	0.92 UJ	0.92 UJ
1,4-Dichlorobenzene	ug/m3	2.6 J	3.2 J	12 DJ	14 J	11 J	7.2 J
1,4-Dioxane	ug/m3	1.1 UJ	1.1 UJ	1.1 UJ	1.1 UJ	1.1 UJ	1.1 UJ
2,2,4-Trimethylpentane	ug/m3	0.52 J	0.85	0.71 U	0.95	0.66 J	0.62 J
2-Butanone	ug/m3	3.2	2.9	7.0 J	5.5	6.4	3.7
2-Hexanone	ug/m3	1.2 UJ	1.2 U	1.2 UJ	1.2 U	1.2 UJ	1.2 UJ
3-Chloropropene	ug/m3	0.48 U	0.48 U	0.48 U	0.48 U	0.48 U	0.48 U
4-Ethyltoluene	ug/m3	8.4 J	8.6 J	0.75 UJ	3.6 J	5.6 J	2.5 J
4-Methyl-2-pentanone	ug/m3	1.4 J	1.4 J	1.2 U	0.75 J	1.2 U	0.58 J
Acetone	ug/m3	46 D	54 D	41 D	120 D	91 D	42 D
Benzene	ug/m3	0.81	1.0	0.81 J	1.0	1.2	0.78
Benzyl Chloride	ug/m3	0.88 UJ	0.88 UJ	0.88 UJ	0.88 UJ	0.88 UJ	0.88 UJ
Bromodichloromethane	ug/m3	1.0 U	1.0 U	1.0 U	1.0 U	1.0 U	1.0 U
Bromoform	ug/m3	1.6 U	1.6 U	1.6 U	1.6 U	1.6 U	1.6 U
Bromomethane	ug/m3	0.59 U	0.59 U	0.59 U	0.59 U	0.59 U	0.59 U
Carbon Disulfide	ug/m3	0.89	0.79	4.1 J	0.51	2.1	0.54
Carbon Tetrachloride	ug/m3	0.96 U	0.45	0.96 U	0.45	0.96 U	0.45
Chlorobenzene	ug/m3	0.47 J	0.70 U	0.70 U	0.70 U	0.70 U	0.70 U
Chloroethane	ug/m3	0.40 U	0.40 U	1.3 J	0.40 U	0.40 U	0.40 U
Chloroform	ug/m3	0.74	0.79	21 J	1.2	1.2	1.1
Chloromethane	ug/m3	1.4	1.3	0.31 U	1.0	1.1	0.80
cis-1,2-Dichloroethene	ug/m3	0.44 J	0.60 U	5.6 J	0.60 U	0.60 U	0.60 U
cis-1,3-Dichloropropene	ug/m3	0.69 U	0.69 U	0.69 U	0.69 U	0.69 U	0.69 U
Cyclohexane	ug/m3	24 D	50 D	0.52 U	24 D	20 D	8.7 D
Dibromochloromethane	ug/m3	1.3 U	1.3 U	1.3 U	1.3 U	1.3 U	1.3 U
Dichlorodifluoromethane	ug/m3	3.0	2.9	2.4 J	2.9	2.6	2.6
Ethyl acetate	ug/m3	3.2	3.6	0.92 U	4.9	3.3	3.3
Ethylbenzene	ug/m3	2.1 J	2.2 J	1.0 J	1.1 J	2.4 J	0.84 J
Heptane	ug/m3	12	10 D	0.62 U	5.5	7.8	3.6
Hexachlorobutadiene	ug/m3	1.6 UJ	1.6 UJ	1.6 UJ	1.6 UJ	1.6 UJ	1.6 UJ
Isopropanol	ug/m3	NA	NA	NA	NA	NA	NA
Isopropyl alcohol	ug/m3	470 D	2,900 D	260 D	3,500 D	1,900 D	1,400 D
m&p-Xylene	ug/m3	2.6 J	2.9 J	3.0 J	2.8 J	5.0 J	2.1 J
Methyl tert-butyl ether	ug/m3	0.55 U	0.55 UJ	0.55 U	0.55 UJ	0.55 U	0.55 U
Methylene Chloride	ug/m3	330 D	510 D	390 D	1,500 D	930 D	550 D
o-Xylene	ug/m3	1.8 J	2.0 J	1.6 J	1.3 J	1.8 J	0.88 J
Propylene	ug/m3	0.26 U	0.26 U	0.26 U	0.26 U	0.26 U	0.26 U
Styrene	ug/m3	12 J	8.7 DJ	3.1 J	2.0 J	3.1 J	2.5 J
Tetrachloroethene	ug/m3	1.0 U	0.69 J	12 J	1.0 U	1.0 U	1.0 U
Tetrahydrofuran	ug/m3	0.45 U	0.45 U	15 J	0.45 U	13	0.45 U
Toluene	ug/m3	12 DJ	18 DJ	11 DJ	19 DJ	9.4 J	5.7 DJ
trans-1,2-Dichloroethene	ug/m3	0.60 U	0.60 U	0.60 U	0.60 U	0.60 U	0.60 U
trans-1,3-Dichloropropene	ug/m3	0.69 U	0.69 U	0.69 U	0.69 U	0.69 U	0.69 U
Trichloroethene	ug/m3	1.9	1.7	460 D	1.6	2.2	1.6
Trichlorofluoromethane	ug/m3	2.6	2.9	1.7 J	2.1	3.3	1.9
Vinyl Acetate	ug/m3	0.54 UJ	0.54 UJ	0.75 J	0.54 UJ	0.54 UJ	0.54 UJ
Vinyl Bromide	ug/m3	0.67 U	0.67 U	0.67 U	0.67 U	0.67 U	0.67 U
Vinyl Chloride	ug/m3	0.39 U	0.10 U	0.39 U	0.10 U	0.39 U	0.10 U

Table A-1. Summary of Indoor Air and Sub-Slab Soil Gas Sample Results,
Former Lockheed Martin French Road Facility, Utica, New York

Location ID:		VMP-3C	VMP-3C AA	VMP-3D	VMP-3D AA	VMP-3E	VMP-3E AA
Lab Sample ID:		C0908051-014A	C0908051-015A	C0908051-029A	C0908051-007A	C0908051-017A	C0908051-008A
Date Collected:		08/26/09	08/26/09	08/26/09	08/26/09	08/26/09	08/26/09
Sample Type		Sub-Slab	Indoor Air	Sub-Slab	Indoor Air	Sub-Slab	Indoor Air
Field Notes:			Near machine		Near machine		Strong odor of orange cleaner
1,1,1-Trichloroethane	ug/m3	0.83 U	0.83 U	0.83 U	0.83 U	0.83 U	0.83 U
1,1,2,2-Tetrachloroethane	ug/m3	1.0 UJ	1.0 UJ	1.0 UJ	1.0 UJ	1.0 UJ	1.0 UJ
1,1,2-trichloro-1,2,2-trifluoroethane	ug/m3	1.2 U	0.86 J	1.0 J	1.2 U	1.3	1.2 U
1,1,2-Trichloroethane	ug/m3	0.83 U	0.83 U	0.83 U	0.83 U	0.83 U	0.83 U
1,1-Dichloroethane	ug/m3	0.62 U	0.62 U	0.62 U	0.62 U	0.62 U	0.62 U
1,1-Dichloroethene	ug/m3	0.60 U	0.60 U	0.60 U	0.60 U	0.60 U	0.60 U
1,2,4-Trichlorobenzene	ug/m3	1.1 UJ	1.1 UJ	1.1 UJ	1.1 UJ	1.1 UJ	1.1 UJ
1,2,4-Trimethylbenzene	ug/m3	5.6 J	2.3 J	5.1 J	2.7 J	4.4 J	3.9 J
1,2-Dibromoethane	ug/m3	1.2 U	1.2 U	1.2 U	1.2 U	1.2 U	1.2 U
1,2-Dichloro-1,1,2,2-tetrafluoroethane	ug/m3	1.1 U	1.1 U	1.1 U	1.1 U	1.1 U	1.1 U
1,2-Dichlorobenzene	ug/m3	0.92 UJ	0.92 UJ	0.92 UJ	0.92 UJ	0.92 UJ	0.92 UJ
1,2-Dichloroethane	ug/m3	0.62 U	0.62 U	0.62 U	0.62 U	0.62 U	0.62 U
1,2-Dichloropropane	ug/m3	0.70 U	0.70 U	0.70 U	0.70 U	0.70 U	0.70 U
1,3,5-Trimethylbenzene	ug/m3	0.75 UJ	0.80 J	1.7 J	0.65 J	1.4 J	0.90 J
1,3-Butadiene	ug/m3	0.34 U	0.34 U	0.34 U	0.34 U	0.34 U	0.34 U
1,3-Dichlorobenzene	ug/m3	0.92 UJ	0.92 UJ	0.92 UJ	0.92 UJ	0.92 UJ	0.92 UJ
1,4-Dichlorobenzene	ug/m3	6.8 J	4.6 J	5.6 J	4.5 J	2.8 J	3.4 J
1,4-Dioxane	ug/m3	1.1 UJ	1.1 UJ	1.1 UJ	1.1 UJ	1.1 UJ	1.1 UJ
2,2,4-Trimethylpentane	ug/m3	0.62 J	0.52 J	0.71 U	0.52 J	0.62 J	0.76
2-Butanone	ug/m3	4.9	3.0	3.3	3.0	3.8	2.5
2-Hexanone	ug/m3	1.2 UJ	1.2 UJ	1.2 UJ	1.2 U	1.2 UJ	1.2 U
3-Chloropropene	ug/m3	0.48 U	0.48 U	0.48 U	0.48 U	0.48 U	0.48 U
4-Ethyltoluene	ug/m3	0.75 UJ	1.8 J	5.4 J	2.3 J	4.2 J	2.6 J
4-Methyl-2-pentanone	ug/m3	1.2 U	1.2 U	1.5 J	0.67 J	1.2 U	1.2 U
Acetone	ug/m3	84 D	48 D	65 D	59 D	130 D	46 D
Benzene	ug/m3	0.71 J	0.68	0.71 J	0.71	0.94	0.78
Benzyl Chloride	ug/m3	0.88 UJ	0.88 UJ	0.88 UJ	0.88 UJ	0.88 UJ	0.88 UJ
Bromodichloromethane	ug/m3	1.0 U	1.0 U	1.0 U	1.0 U	1.0 U	1.0 U
Bromoform	ug/m3	1.6 U	1.6 U	1.6 U	1.6 U	1.6 U	1.6 U
Bromomethane	ug/m3	0.59 U	0.59 U	0.59 U	0.59 U	0.59 U	0.59 U
Carbon Disulfide	ug/m3	2.0	1.2	2.3	0.76	1.0	0.41 J
Carbon Tetrachloride	ug/m3	0.96 U	0.45	0.96 U	0.45	0.96 U	0.45
Chlorobenzene	ug/m3	0.70 U	0.70 U	0.70 U	0.70 U	0.70 U	0.70 U
Chloroethane	ug/m3	0.40 U	0.40 U	0.40 U	0.40 U	0.40 U	0.40 U
Chloroform	ug/m3	1.0	1.2	1.2	1.4	19 D	1.1
Chloromethane	ug/m3	0.97	1.0	0.92	1.0	0.82	0.97
cis-1,2-Dichloroethene	ug/m3	0.60 U	0.60 U	0.44 J	0.60 U	0.60 U	0.60 U
cis-1,3-Dichloropropene	ug/m3	0.69 U	0.69 U	0.69 U	0.69 U	0.69 U	0.69 U
Cyclohexane	ug/m3	0.52 U	24 D	17 J	0.52 U	0.52 U	0.52 U
Dibromochloromethane	ug/m3	1.3 U	1.3 U	1.3 U	1.3 U	1.3 U	1.3 U
Dichlorodifluoromethane	ug/m3	2.7	2.7	2.5	2.8	2.7	2.7
Ethyl acetate	ug/m3	2.2	2.7	2.3	2.5	1.4	1.9
Ethylbenzene	ug/m3	6.4 J	0.88 J	0.97 J	0.75 J	2.2 J	1.6 J
Heptane	ug/m3	10 DJ	3.0	3.5 J	3.0	19 D	12 D
Hexachlorobutadiene	ug/m3	1.6 UJ	1.6 UJ	1.6 U	1.6 UJ	1.6 UJ	1.6 UJ
Isopropanol	ug/m3	NA	NA	NA	NA	NA	NA
Isopropyl alcohol	ug/m3	1,200 D	1,300 D	1,200 D	1,500 D	290 D	1,100 D
m&p-Xylene	ug/m3	16 J	1.8 J	2.0 J	1.6 J	5.0 J	4.1 J
Methyl tert-butyl ether	ug/m3	0.55 U	0.55 U	0.55 U	0.55 UJ	0.55 U	0.55 UJ
Methylene Chloride	ug/m3	580 D	570 D	260 D	560 D	210 D	440 D
o-Xylene	ug/m3	3.8 J	0.62 J	0.88 J	0.66 J	1.6 J	1.2 J
Propylene	ug/m3	0.26 U	0.26 U	0.26 U	0.26 U	0.26 U	0.26 U
Styrene	ug/m3	2.6 J	2.2 J	2.7 J	2.9 J	1.8 J	2.5 J
Tetrachloroethene	ug/m3	1.0 U	0.76 J	1.0 U	1.0 U	1.9 J	0.83 J
Tetrahydrofuran	ug/m3	0.45 U	0.45 U	1.7	0.45 U	0.45 U	0.45 U
Toluene	ug/m3	8.0 J	8.0 J	7.9 J	7.7 J	7.4 J	6.5 J
trans-1,2-Dichloroethene	ug/m3	0.60 U	0.60 U	0.60 U	0.60 U	0.60 U	0.60 U
trans-1,3-Dichloropropene	ug/m3	0.69 U	0.69 U	0.69 U	0.69 U	0.69 U	0.69 U
Trichloroethene	ug/m3	1.6 J	2.0	2.5 J	1.9	2.8	2.1
Trichlorofluoromethane	ug/m3	2.0	2.0	3.1	2.1	3.6	4.1
Vinyl Acetate	ug/m3	0.54 UJ	0.54 UJ	0.54 UJ	0.54 UJ	0.54 UJ	0.54 UJ
Vinyl Bromide	ug/m3	0.67 U	0.67 U	0.67 U	0.67 U	0.67 U	0.67 U
Vinyl Chloride	ug/m3	0.39 U	0.10 U	0.39 U	0.10 U	0.39 U	0.10 U

Table A-1. Summary of Indoor Air and Sub-Slab Soil Gas Sample Results,
Former Lockheed Martin French Road Facility, Utica, New York

Location ID:		VMP-4	VMP-4 AA	VMP-5	VMP-5 AA	VMP-7	VMP-7 AA	SG-3
Lab Sample ID:		C0908051-011A	C0908051-026A	C0908051-016A	C0908051-006A	C0908051-004A	C0908051-005A	C0912007-002A
Date Collected:		08/26/09	08/26/09	08/26/09	08/26/09	08/26/09	08/26/09	12/01/09
Sample Type		Sub-Slab	Indoor Air	Sub-Slab	Indoor Air	Sub-Slab	Indoor Air	Soil Gas
Field Notes:			People working nearby					
1,1,1-Trichloroethane	ug/m3	0.83 U	0.83 U	0.83 U	0.83 UJ	0.83 U	0.83 U	19
1,1,2,2-Tetrachloroethane	ug/m3	1.0 UJ	1.0 UJ	1.0 UJ	1.0 UJ	1.0 UJ	1.0 UJ	1.0 U
1,1,2-trichloro-1,2,2-trifluoroethane	ug/m3	1.2 U	1.2 U	1.5	1.2 UJ	1.2 U	1.2 U	1.6
1,1,2-Trichloroethane	ug/m3	0.83 U	0.83 U	0.83 U	0.83 UJ	0.83 U	0.83 U	0.83 U
1,1-Dichloroethane	ug/m3	0.62 U	0.62 U	0.62 U	0.62 UJ	0.62 U	0.62 U	0.62 U
1,1-Dichloroethene	ug/m3	0.60 U	0.60 U	0.60 U	0.60 UJ	0.60 U	0.60 U	0.60 U
1,2,4-Trichlorobenzene	ug/m3	1.1 UJ	1.1 UJ	1.1 UJ	1.1 UJ	1.1 UJ	1.1 UJ	1.1 U
1,2,4-Trimethylbenzene	ug/m3	20 J	8.0 DJ	7.0 J	4.9 J	7.2 J	4.9 J	3.0
1,2-Dibromoethane	ug/m3	1.2 U	1.2 U	1.2 U	1.2 UJ	1.2 U	1.2 U	1.2 U
1,2-Dichloro-1,1,2,2-tetrafluoroethane	ug/m3	1.1 U	1.1 U	1.1 U	1.1 UJ	1.1 U	1.1 U	1.1 U
1,2-Dichlorobenzene	ug/m3	0.92 UJ	0.92 UJ	0.92 UJ	0.92 UJ	0.92 UJ	0.92 UJ	0.92 U
1,2-Dichloroethane	ug/m3	0.62 U	0.62 U	0.62 U	0.62 UJ	0.62 U	0.62 U	0.62 U
1,2-Dichloropropane	ug/m3	0.70 U	0.70 U	0.70 U	0.70 UJ	0.70 U	0.70 U	0.70 U
1,3,5-Trimethylbenzene	ug/m3	3.9 J	3.8 J	1.6 J	1.3 J	1.7 J	1.3 J	0.65 J
1,3-Butadiene	ug/m3	0.34 U	0.34 U	0.34 U	0.34 UJ	0.34 U	0.34 U	0.34 U
1,3-Dichlorobenzene	ug/m3	0.92 UJ	0.92 UJ	0.92 UJ	0.92 UJ	0.92 UJ	0.92 UJ	0.92 U
1,4-Dichlorobenzene	ug/m3	4.0 J	3.8 J	13 J	13 J	7.5 J	6.9 J	0.92 U
1,4-Dioxane	ug/m3	1.1 UJ	1.1 UJ	1.1 UJ	1.1 UJ	1.1 UJ	1.1 UJ	1.1 U
2,2,4-Trimethylpentane	ug/m3	0.71	0.57 J	0.90 J	0.81 J	0.95	0.81	0.71 U
2-Butanone	ug/m3	3.2	3.0	3.6	4.3 J	5.8	5.0	0.51 J
2-Hexanone	ug/m3	1.2 UJ	1.2 UJ	1.2 UJ	1.2 UJ	1.2 UJ	1.2 U	1.2 U
3-Chloropropene	ug/m3	0.48 U	0.48 U	0.48 U	0.48 UJ	0.48 U	0.48 U	0.48 U
4-Ethyltoluene	ug/m3	8.2 J	8.1 J	4.2 J	3.5 J	5.9 J	3.5 J	1.2
4-Methyl-2-pentanone	ug/m3	1.2 U	1.1 J	0.58 J	1.0 J	1.1 J	0.96 J	1.2 U
Acetone	ug/m3	80 D	81 D	110 D	98 DJ	92 D	110 D	16
Benzene	ug/m3	0.97	0.71	2.6 J	0.88 J	1.8	1.0	0.39 J
Benzyl Chloride	ug/m3	0.88 UJ	0.88 UJ	0.88 UJ	0.88 UJ	0.88 UJ	0.88 UJ	0.88 U
Bromodichloromethane	ug/m3	1.0 U	1.0 U	1.0 U	1.0 UJ	1.0 U	1.0 U	1.0 U
Bromoform	ug/m3	1.6 U	1.6 U	1.6 U	1.6 UJ	1.6 U	1.6 U	1.6 U
Bromomethane	ug/m3	0.59 U	0.59 U	0.59 U	0.59 UJ	0.59 U	0.59 U	0.59 U
Carbon Disulfide	ug/m3	0.85	1.6	3.0	2.6 J	1.3	1.1	1.7
Carbon Tetrachloride	ug/m3	0.96 U	0.45	0.96 U	0.45 J	0.96 U	0.45	0.96 U
Chlorobenzene	ug/m3	0.70 U	0.70 U	0.70 U	0.51 J	0.70 U	0.70 U	0.70 U
Chloroethane	ug/m3	0.40 U	0.40 U	0.40 U	0.40 UJ	0.40 U	0.40 U	0.40 U
Chloroform	ug/m3	0.84	0.79	1.6	1.4 J	1.4	1.4	0.74 U
Chloromethane	ug/m3	1.2	1.2	1.0	1.1 J	1.2	1.7	0.31 U
cis-1,2-Dichloroethene	ug/m3	0.60 U	0.60 U	0.60 U	0.60 UJ	0.60 U	0.60 U	0.60 U
cis-1,3-Dichloropropene	ug/m3	0.69 U	0.69 U	0.69 U	0.69 UJ	0.69 U	0.69 U	0.69 U
Cyclohexane	ug/m3	45 D	60 D	14 D	0.52 UJ	0.52 U	0.52 U	0.52 U
Dibromochloromethane	ug/m3	1.3 U	1.3 U	1.3 U	1.3 UJ	1.3 U	1.3 U	1.3 U
Dichlorodifluoromethane	ug/m3	2.8	2.8	2.6	2.9 J	2.9	3.1	2.1
Ethyl acetate	ug/m3	3.4	3.1	4.4	4.7 J	6.6	6.6	0.92 U
Ethylbenzene	ug/m3	2.3 J	1.7 J	2.3 J	0.88 J	1.9 J	0.97 J	0.97
Heptane	ug/m3	19 D	6.7 D	6.0 J	4.9 J	5.4	4.4	0.75
Hexachlorobutadiene	ug/m3	1.6 UJ	1.6 UJ	1.6 UJ	1.6 UJ	1.6 UJ	1.6 UJ	1.6 U
Isopropanol	ug/m3	NA	NA	NA	NA	NA	NA	NA
Isopropyl alcohol	ug/m3	2,800 D	2,400 D	4,500 D	5,000 DJ	5,400	5,400 D	1.3
m&p-Xylene	ug/m3	4.8 J	2.3 J	8.2 J	2.2 J	6.1 J	2.4 J	3.1
Methyl tert-butyl ether	ug/m3	0.55 U	0.55 U	0.55 U	0.55 UJ	0.55 U	0.55 UJ	0.55 U
Methylene Chloride	ug/m3	610 D	510 D	2,100 D	2,500 DJ	1,400 D	1,300 D	0.53 U
o-Xylene	ug/m3	2.4 J	1.5 J	2.4 J	1.0 J	1.8 J	1.0 J	0.97
Propylene	ug/m3	0.26 U	0.26 U	0.26 U	0.26 UJ	0.26 U	0.26 U	0.26 U
Styrene	ug/m3	11 J	7.4 DJ	1.5 J	1.4 J	2.4 J	2.0 J	0.65 U
Tetrachloroethene	ug/m3	1.1 J	1.0 U	1.0 U	1.6 J	1.0 U	1.0 U	5.4
Tetrahydrofuran	ug/m3	0.45 U	2.0	0.45 U	3.6 J	0.45 U	0.45 U	0.45 U
Toluene	ug/m3	24 DJ	17 DJ	23 DJ	11 J	19 DJ	15 D	2.2
trans-1,2-Dichloroethene	ug/m3	0.60 U	0.60 U	0.60 U	0.60 UJ	0.60 U	0.60 U	0.60 U
trans-1,3-Dichloropropene	ug/m3	0.69 U	0.69 U	0.69 U	0.69 UJ	0.69 U	0.69 U	0.69 U
Trichloroethene	ug/m3	1.6	1.7	1.5 J	2.3 J	1.9	2.0	2.1
Trichlorofluoromethane	ug/m3	2.5	2.4	1.9	2.2 J	2.2	2.4	0.97
Vinyl Acetate	ug/m3	0.54 UJ	0.54 UJ	0.54 UJ	0.54 UJ	0.54 UJ	0.54 UJ	0.54 U
Vinyl Bromide	ug/m3	0.67 U	0.67 U	0.67 U	0.67 UJ	0.67 U	0.67 U	0.67 U
Vinyl Chloride	ug/m3	0.39 U	0.10 U	0.39 U	0.10 UJ	0.39 U	0.10 U	0.39 U

Table A-1. Summary of Indoor Air and Sub-Slab Soil Gas Sample Results,
Former Lockheed Martin French Road Facility, Utica, New York

Location ID:		SG-4	VMP-1A	VMP-1A AA	VMP-1B	VMP-1B AA	VMP-1C	VMP-1C AA
Lab Sample ID:		C0912007-003A	C1001027-007A	C1001027-001A	C1001027-010A	C1001027-012A	C1001027-005A	C1001026-007A
Date Collected:		12/01/09	01/13/10	01/13/10	01/13/10	01/13/10	01/13/10	01/13/10
Sample Type		Soil Gas	Sub-Slab	Indoor Air	Sub-Slab	Indoor Air	Sub-Slab	Indoor Air
Field Notes:				Slight paint odor		Odor in room		
1,1,1-Trichloroethane	ug/m3	0.83	0.83 U	0.83 U	0.83 U	0.83 U	0.83 U	0.83 U
1,1,2,2-Tetrachloroethane	ug/m3	1.0 U	1.0 U	1.0 U	1.0 U	1.0 U	1.0 U	1.0 U
1,1,2-trichloro-1,2,2-trifluoroethane	ug/m3	9.5	1.2 U	1.2 U	1.2 U	1.2 U	1.2 U	1.2 U
1,1,2-Trichloroethane	ug/m3	0.83 U	0.83 U	0.83 U	0.83 U	0.83 U	0.83 U	0.83 U
1,1-Dichloroethane	ug/m3	0.62 U	0.62 U	0.62 U	0.62 U	0.62 U	0.62 U	0.62 U
1,1-Dichloroethene	ug/m3	0.60 U	0.60 U	0.60 U	0.77	0.60 U	0.60 U	0.60 U
1,2,4-Trichlorobenzene	ug/m3	1.1 U	1.1 UJ	1.1 UJ	1.1 UJ	1.1 UJ	1.1 UJ	1.1 UJ
1,2,4-Trimethylbenzene	ug/m3	1.9	0.75 U	8.5 D	2.5 J	5.2	7.7	9.4
1,2-Dibromoethane	ug/m3	1.2 U	1.2 U	1.2 U	1.2 U	1.2 U	1.2 U	1.2 U
1,2-Dichloro-1,1,2,2-tetrafluoroethane	ug/m3	1.1 U	1.1 U	1.1 U	1.1 U	1.1 U	1.1 U	1.1 U
1,2-Dichlorobenzene	ug/m3	0.92 U	0.92 U	0.92 U	0.92 U	0.92 U	0.92 U	0.92 U
1,2-Dichloroethane	ug/m3	0.62 U	0.62 U	0.62 U	0.62 U	0.62 U	0.62 U	0.62 U
1,2-Dichloropropane	ug/m3	0.70 U	0.70 U	0.70 U	0.70 U	0.70 U	0.70 U	0.70 U
1,3,5-Trimethylbenzene	ug/m3	0.75 U	0.75 U	5.2	1.2 J	1.5	2.0	2.4
1,3-Butadiene	ug/m3	0.34 U	0.34 U	0.34 U	0.34 U	0.34 U	0.34 U	0.34 U
1,3-Dichlorobenzene	ug/m3	0.92 U	0.92 U	0.92 U	0.92 U	0.92 U	0.92 U	0.92 U
1,4-Dichlorobenzene	ug/m3	0.92 U	0.92 U	0.92 U	0.92 U	0.92 U	0.92 U	0.92 U
1,4-Dioxane	ug/m3	1.1 U	1.1 U	1.1 U	1.1 U	1.1 U	1.1 U	1.1 U
2,2,4-Trimethylpentane	ug/m3	0.71 U	0.71 U	0.71 U	0.71 U	0.71 U	0.71 U	0.71 U
2-Butanone	ug/m3	0.90 U	0.90 U	1.2	4.1	2.2	1.0	2.7
2-Hexanone	ug/m3	1.2 U	1.2 U	1.2 U	1.2 U	1.2 U	1.2 U	1.2 U
3-Chloropropene	ug/m3	0.48 U	0.48 U	0.48 U	0.48 U	0.48 U	0.48 U	0.48 U
4-Ethyltoluene	ug/m3	0.60 J	0.75 U	6.7	0.65 J	1.6	2.0	2.8
4-Methyl-2-pentanone	ug/m3	1.2 U	0.62 J	1.2 U	1.2 U	1.2 U	1.2 U	1.2 U
Acetone	ug/m3	20	0.92	31 D	21 D	27 D	19 D	38 D
Benzene	ug/m3	0.49 U	0.49 U	1.1	2.0 J	1.2	0.78	1.2
Benzyl Chloride	ug/m3	0.88 U	0.88 U	0.88 U	0.88 U	0.88 U	0.88 U	0.88 U
Bromodichloromethane	ug/m3	1.0 U	1.0 U	1.0 U	1.0 U	1.0 U	1.0 U	1.0 U
Bromoform	ug/m3	1.6 U	1.6 U	1.6 U	1.6 U	1.6 U	1.6 U	1.6 U
Bromomethane	ug/m3	0.59 U	0.59 U	0.59 U	0.59 U	0.59 U	0.59 U	0.59 U
Carbon Disulfide	ug/m3	0.66	0.47 U	0.47 U	0.47 U	0.47 U	0.47 U	0.47 U
Carbon Tetrachloride	ug/m3	0.96 U	0.96 U	0.58	0.45 J	0.51	0.51 J	0.38
Chlorobenzene	ug/m3	0.70 U	0.70 U	0.70 U	0.70 U	0.70 U	0.70 U	0.70 U
Chloroethane	ug/m3	0.40 U	0.40 U	0.40 U	0.40 U	0.40 U	0.40 U	0.40 U
Chloroform	ug/m3	0.74 U	0.74 U	0.74 U	0.74 U	0.74 U	0.74 U	0.74 U
Chloromethane	ug/m3	0.31 U	0.31 U	0.65	0.65	0.57	0.31 U	0.61
cis-1,2-Dichloroethene	ug/m3	0.60 U	0.60 U	0.60 U	0.60 U	1.2	0.60 U	0.60 U
cis-1,3-Dichloropropene	ug/m3	0.69 U	0.69 U	0.69 U	0.69 U	0.69 U	0.69 U	0.69 U
Cyclohexane	ug/m3	0.52 U	0.52 U	7.7 D	26 D	14 D	4.1	24 D
Dibromochloromethane	ug/m3	1.3 U	1.3 U	1.3 U	1.3 U	1.3 U	1.3 U	1.3 U
Dichlorodifluoromethane	ug/m3	2.1	0.75 U	2.4	2.2	2.0	2.4	2.1
Ethyl acetate	ug/m3	0.92 U	0.92 U	0.92 U	1.8	0.70 J	0.51 J	0.77 J
Ethylbenzene	ug/m3	0.66 U	0.66 U	2.8 D	0.62 J	0.71	0.75	1.1
Heptane	ug/m3	0.62 U	0.62 U	10	11 D	17	7.0	31 D
Hexachlorobutadiene	ug/m3	1.6 U	1.6 UJ	1.6 UJ	1.6 UJ	1.6 UJ	1.6 UJ	1.6 UJ
Isopropanol	ug/m3	NA	NA	NA	NA	NA	NA	NA
Isopropyl alcohol	ug/m3	4.9	1.2	390 D	92 D	190 D	91 D	520 D
m&p-Xylene	ug/m3	1.1 J	1.3 U	6.2 J	1.5 J	2.1	2.1	3.3
Methyl tert-butyl ether	ug/m3	0.55 U	0.55 U	0.55 U	0.55 U	0.55 U	0.55 U	0.55 U
Methylene Chloride	ug/m3	1.7	0.46 J	48	200 D	95 D	58 D	150 D
o-Xylene	ug/m3	0.66 U	0.66 U	2.5	0.57 J	0.75	0.79	1.1
Propylene	ug/m3	0.26 U	0.26 U	0.26 U	0.26 U	0.26 U	0.26 U	0.26 U
Styrene	ug/m3	0.65 U	0.65 U	0.91	3.6 J	1.6	1.3	2.3
Tetrachloroethene	ug/m3	1.4	8.5	1.0 U	1.0 U	0.83 J	1.4	1.1
Tetrahydrofuran	ug/m3	0.45 U	0.45 U	1.2	3.8	5.1	1.6	5.4
Toluene	ug/m3	0.84	0.57 U	2.6	13 DJ	4.3	5.1	4.2
trans-1,2-Dichloroethene	ug/m3	0.60 U	0.60 U	0.60 U	0.60 U	0.60 U	0.60 U	0.60 U
trans-1,3-Dichloropropene	ug/m3	0.69 U	0.69 U	0.69 U	0.69 U	0.69 U	0.69 U	0.69 U
Trichloroethene	ug/m3	0.82 U	0.49 J	0.82	1.4 J	5.8	0.82	0.93
Trichlorofluoromethane	ug/m3	0.86	0.86 U	42	7.5	7.4	55 D	9.9
Vinyl Acetate	ug/m3	0.54 U	0.54 U	0.54 U	0.54 U	0.54 U	0.54 U	0.54 U
Vinyl Bromide	ug/m3	0.67 U	0.67 U	0.67 U	0.67 U	0.67 U	0.67 U	0.67 U
Vinyl Chloride	ug/m3	0.39 U	0.39 U	0.10 U	0.39 U	0.10	0.39 U	0.10 U

Table A-1. Summary of Indoor Air and Sub-Slab Soil Gas Sample Results,
Former Lockheed Martin French Road Facility, Utica, New York

Location ID: Lab Sample ID: Date Collected: Sample Type Field Notes:		VMP-2A C1001026-003A 01/13/10 Sub-Slab	VMP-2A AA C1001026-014A 01/13/10 Indoor Air	VMP-2B C1001026-015A 01/13/10 Sub-Slab	VMP-2B AA C1001027-011A 01/13/10 Indoor Air	VMP-2C C1001026-013A 01/13/10 Sub-Slab	VMP-2C AA C1001027-013A 01/13/10 Indoor Air Odor in room	VMP-3A C1001026-005A 01/13/10 Sub-Slab
1,1,1-Trichloroethane	ug/m3	0.83 U [0.83 U]	0.83 U	0.39 J	0.83 U	0.83 U	0.83 U	88 D
1,1,2,2-Tetrachloroethane	ug/m3	1.0 U [1.0 U]	1.0 U	1.0 U	1.0 U	1.0 U	1.0 U	1.0 U
1,1,2-trichloro-1,2,2-trifluoroethane	ug/m3	1.2 U [1.2 U]	1.2 U	1.2 U	1.2 U	1.2 U	1.2 U	6.4
1,1,2-Trichloroethane	ug/m3	0.83 U [0.83 U]	0.83 U	0.83 U	0.83 U	0.83 U	0.83 U	0.83 U
1,1-Dichloroethane	ug/m3	0.62 U [0.62 U]	0.62 U	0.62 U	0.62 U	0.62 U	0.62 U	3.0
1,1-Dichloroethene	ug/m3	0.60 U [0.60 U]	0.60 U	0.60 U	0.60 U	0.60 U	0.60 U	0.60 U
1,2,4-Trichlorobenzene	ug/m3	1.1 UJ [1.1 UJ]	1.1 UJ	1.1 UJ	1.1 UJ	6.4 J	1.1 UJ	1.1 UJ
1,2,4-Trimethylbenzene	ug/m3	31 DJ [31 DJ]	5.0 DJ	6.5 DJ	12	140 DJ	11	12 DJ
1,2-Dibromoethane	ug/m3	1.2 U [1.2 U]	1.2 U	1.2 U	1.2 U	1.2 U	1.2 U	1.2 U
1,2-Dichloro-1,1,2,2-tetrafluoroethane	ug/m3	1.1 U [1.1 U]	1.1 U	1.1 U	1.1 U	1.1 U	1.1 U	1.1 U
1,2-Dichlorobenzene	ug/m3	0.92 U [0.92 U]	0.92 U	0.92 U	0.92 U	0.92 U	0.92 U	0.92 U
1,2-Dichloroethane	ug/m3	0.62 U [0.62 U]	0.62 U	0.62 U	0.62 U	0.62 U	0.62 U	0.62 U
1,2-Dichloropropane	ug/m3	0.70 U [0.70 U]	0.70 U	0.70 U	0.70 U	0.70 U	0.70 U	0.70 U
1,3,5-Trimethylbenzene	ug/m3	9.0 DJ [8.5 DJ]	3.0 J	3.6 J	3.1	35 DJ	3.0	5.4 J
1,3-Butadiene	ug/m3	0.34 U [0.34 U]	0.34 U	0.34 U	0.34 U	0.34 U	0.34 U	0.34 U
1,3-Dichlorobenzene	ug/m3	0.92 U [0.92 U]	0.92 U	0.92 U	0.92 U	0.92 U	0.92 U	0.92 U
1,4-Dichlorobenzene	ug/m3	0.92 U [0.92 U]	0.92 U	0.92 U	0.92 U	0.92 U	0.92 U	1.2 J
1,4-Dioxane	ug/m3	1.1 U [1.1 U]	1.1 U	1.1 U	1.1 U	1.1 U	1.1 U	1.1 U
2,2,4-Trimethylpentane	ug/m3	0.71 U [0.71 U]	0.71 U	0.71 U	0.71 U	0.71 U	0.71 U	0.71 U
2-Butanone	ug/m3	8.7 DJ [8.1 J]	3.1	3.2	2.5	2.8 J	3.4	3.6
2-Hexanone	ug/m3	1.2 U [1.2 U]	1.2 U	1.2 U	1.2 U	1.2 U	1.2 U	1.2 U
3-Chloropropene	ug/m3	0.48 U [0.48 U]	0.48 U	0.48 U	0.48 U	0.48 U	0.48 U	0.48 U
4-Ethyltoluene	ug/m3	7.5 J [8.4 J]	3.6 J	3.9 J	3.6	34 DJ	3.5	5.4 J
4-Methyl-2-pentanone	ug/m3	1.2 U [1.2 U]	1.2 U	1.2 U	1.2 U	1.2 U	1.2 U	1.2 U
Acetone	ug/m3	57 DJ [88 DJ]	42 D	87 D	39 D	29 DJ	45 D	17 D
Benzene	ug/m3	1.1 J [1.1 J]	1.1 J	1.2 J	1.2	1.3 J	1.6	0.81
Benzyl Chloride	ug/m3	0.88 U [0.88 U]	0.88 U	0.88 U	0.88 U	0.88 U	0.88 U	0.88 U
Bromodichloromethane	ug/m3	1.0 U [1.0 U]	1.0 U	1.0 U	1.0 U	1.0 U	1.0 U	1.0 U
Bromoform	ug/m3	1.6 U [1.6 U]	1.6 U	1.6 U	1.6 U	1.6 U	1.6 U	1.6 U
Bromomethane	ug/m3	0.59 U [0.59 U]	0.59 U	0.59 U	0.59 U	0.59 U	0.59 U	0.59 U
Carbon Disulfide	ug/m3	0.47 U [0.47 U]	0.47 U	0.47 U	0.47 U	0.47 U	0.47 U	0.73
Carbon Tetrachloride	ug/m3	0.38 J [0.38 J]	0.38 J	0.45 J	0.45	0.45 J	0.51	0.96 U
Chlorobenzene	ug/m3	0.70 U [0.70 U]	0.70 U	0.70 U	0.70 U	0.70 U	0.70 U	0.70 U
Chloroethane	ug/m3	1.2 J [1.4 J]	0.40 U	0.30 J	0.40 U	0.40 U	0.40 U	0.40 U
Chloroform	ug/m3	0.50 J [0.74 U]	0.74 U	0.74 U	0.74 U	0.74 U	0.74 U	21 D
Chloromethane	ug/m3	0.76 J [0.65 J]	0.46	0.71	0.57	0.59 J	0.59	0.31 U
cis-1,2-Dichloroethene	ug/m3	0.52 J [0.60 U]	0.60 U	0.60 U	0.60 U	0.64 J	0.60 U	5.6
cis-1,3-Dichloropropene	ug/m3	0.69 U [0.69 U]	0.69 U	0.69 U	0.69 U	0.69 U	0.69 U	0.69 U
Cyclohexane	ug/m3	15 DJ [15 DJ]	38 DJ	28 DJ	26 D	22 DJ	34 D	5.6
Dibromochloromethane	ug/m3	1.3 U [1.3 U]	1.3 U	1.3 U	1.3 U	1.3 U	1.3 U	1.3 U
Dichlorodifluoromethane	ug/m3	9.8 J [12 DJ]	2.0	2.3	2.2	2.1 J	2.3	2.0
Ethyl acetate	ug/m3	1.8 J [1.3 J]	0.95	0.88 J	0.81 J	0.81 J	0.99	1.5
Ethylbenzene	ug/m3	6.7 J [7.7 J]	0.88 J	2.1 J	0.75	10 DJ	0.75	3.3 J
Heptane	ug/m3	12 DJ [12 DJ]	52 DJ	47 DJ	36 D	34 DJ	57 D	3.3
Hexachlorobutadiene	ug/m3	1.6 UJ [1.6 UJ]	1.6 UJ	1.6 UJ	1.6 UJ	1.6 U	1.6 UJ	1.6 UJ
Isopropanol	ug/m3	NA	NA	NA	NA	NA	NA	NA
Isopropyl alcohol	ug/m3	440 DJ [540 DJ]	750 D	620 D	430 D	98 DJ	450 D	300 D
m&p-Xylene	ug/m3	25 DJ [26 DJ]	2.6 J	4.7 J	2.3	69 DJ	2.3	11 DJ
Methyl tert-butyl ether	ug/m3	0.55 U [0.55 U]	0.55 U	0.55 U	0.55 U	0.55 U	0.55 U	0.55 U
Methylene Chloride	ug/m3	81 DJ [62 DJ]	220 D	190 D	170 D	140 DJ	220 D	18 D
o-Xylene	ug/m3	12 DJ [12 DJ]	1.1 J	1.8 J	1.1	30 DJ	0.97	6.7 J
Propylene	ug/m3	0.26 U [0.26 U]	0.26 U	0.26 U	0.26 U	0.26 U	0.26 U	0.26 U
Styrene	ug/m3	6.6 J [7.4 J]	4.0 J	5.0 J	3.2	5.9 J	2.9	0.74 J
Tetrachloroethene	ug/m3	2.6 J [2.8 J]	1.0 U	1.5 J	1.0 U	1.0 U	1.0 U	90 DJ
Tetrahydrofuran	ug/m3	5.3 J [6.1 J]	6.6 D	6.0 D	4.5 D	5.4 DJ	5.4 D	1.6
Toluene	ug/m3	28 DJ [30 DJ]	4.7 J	11 DJ	4.7	15 DJ	6.1	11 DJ
trans-1,2-Dichloroethene	ug/m3	0.60 U [0.60 U]	0.60 U	0.60 U	0.60 U	0.60 U	0.60 U	0.93
trans-1,3-Dichloropropene	ug/m3	0.69 U [0.69 U]	0.69 U	0.69 U	0.69 U	0.69 U	0.69 U	0.69 U
Trichloroethene	ug/m3	2.9 J [0.82 J]	0.76 J	1.9 J	0.93	3.4 J	1.2	1,900 D
Trichlorofluoromethane	ug/m3	4.2 J [4.5 J]	5.0	5.4	5.9	5.1 J	9.2	0.97
Vinyl Acetate	ug/m3	0.54 U [0.54 U]	0.54 U	0.54 U	0.54 U	0.54 U	0.54 U	0.54 U
Vinyl Bromide	ug/m3	0.67 U [0.67 U]	0.67 U	0.67 U	0.67 U	0.67 U	0.67 U	0.67 U
Vinyl Chloride	ug/m3	0.39 U [0.39 U]	0.10 U	0.39 U	0.10 U	0.39 U	0.10 U	0.39 U

Table A-1. Summary of Indoor Air and Sub-Slab Soil Gas Sample Results,
Former Lockheed Martin French Road Facility, Utica, New York

Location ID: Lab Sample ID: Date Collected: Sample Type Field Notes:		VMP-3A AA C1001026-002A 01/13/10 Indoor Air	VMP-3B C1001027-009A 01/13/10 Sub-Slab	VMP-3B AA C1001026-006A 01/13/10 Indoor Air Odor in room	VMP-3C C1001026-008A 01/13/10 Sub-Slab	VMP-3C AA C1001027-004A 01/13/10 Indoor Air	VMP-3D C1001026-009A 01/13/10 Sub-Slab	VMP-3D AA C1001027-002A 01/13/10 Indoor Air Odor in room
1,1,1-Trichloroethane	ug/m3	0.83 U	0.50 J	0.83 U	0.83 U	0.83 U	0.83 U	0.83 U
1,1,2,2-Tetrachloroethane	ug/m3	1.0 U	1.0 U	1.0 U	1.0 U	1.0 U	1.0 U	1.0 U
1,1,2-trichloro-1,2,2-trifluoroethane	ug/m3	1.2 U	1.2 U	1.2 U	1.2 U	1.2 U	1.2 U	1.2 U
1,1,2-Trichloroethane	ug/m3	0.83 U	0.83 U	0.83 U	0.83 U	0.83 U	0.83 U	0.83 U
1,1-Dichloroethane	ug/m3	0.62 U	0.62 U	0.62 U	0.62 U	0.62 U	0.62 U	0.62 U
1,1-Dichloroethene	ug/m3	0.60 U	0.60 U	0.60 U	0.60 U	0.60 U	0.60 U	0.60 U
1,2,4-Trichlorobenzene	ug/m3	1.1 UJ	1.1 UJ	1.1 UJ	1.1 UJ	1.1 UJ	1.1 UJ	1.1 UJ
1,2,4-Trimethylbenzene	ug/m3	1.3	5.7 J	1.0	0.80	1.3	0.90	290 DJ
1,2-Dibromoethane	ug/m3	1.2 U	1.2 U	1.2 U	1.2 U	1.2 U	1.2 U	1.2 U
1,2-Dichloro-1,1,2,2-tetrafluoroethane	ug/m3	1.1 U	1.1 U	1.1 U	1.1 U	1.1 U	1.1 U	1.1 U
1,2-Dichlorobenzene	ug/m3	0.92 U	0.92 U	0.92 U	0.92 U	0.92 U	0.92 U	0.92 U
1,2-Dichloroethane	ug/m3	0.62 U	0.62 U	0.62 U	0.62 U	0.62 U	0.62 U	0.62 U
1,2-Dichloropropane	ug/m3	0.70 U	0.70 U	0.70 U	0.70 U	0.70 U	0.70 U	0.70 U
1,3,5-Trimethylbenzene	ug/m3	0.50 J	2.0 J	0.50 J	0.85	0.70 J	0.50 J	62 DJ
1,3-Butadiene	ug/m3	0.34 U	0.34 U	0.34 U	0.34 U	0.34 U	0.34 U	0.34 U
1,3-Dichlorobenzene	ug/m3	0.92 U	0.92 U	0.92 U	0.92 U	0.92 U	0.92 U	0.92 U
1,4-Dichlorobenzene	ug/m3	0.92 U	0.92 U	0.92 U	0.92 U	0.92 U	0.92 U	0.92 U
1,4-Dioxane	ug/m3	1.1 U	1.1 U	1.1 U	1.1 U	1.1 U	1.1 U	1.1 U
2,2,4-Trimethylpentane	ug/m3	0.71 U	0.71 U	0.71 U	0.71 U	0.71 U	0.71 U	0.71 U
2-Butanone	ug/m3	17 D	8.7 J	13 D	4.0	4.9	6.3 DJ	4.2 J
2-Hexanone	ug/m3	1.2 U	1.2 U	1.2 U	1.2 U	1.2 U	1.2 U	1.2 U
3-Chloropropene	ug/m3	0.48 U	0.48 U	0.48 U	0.48 U	0.48 U	0.48 U	0.48 U
4-Ethyltoluene	ug/m3	0.50 J	1.1 J	0.75 U	0.75 U	0.75 U	0.75 U	57 DJ
4-Methyl-2-pentanone	ug/m3	1.2 U	1.2 U	1.2 U	1.2 U	1.2 U	1.2 U	1.2 U
Acetone	ug/m3	140 D	130 D	110 D	86 D	30 D	81 D	70 DJ
Benzene	ug/m3	1.3	1.3	1.1	1.1	1.1	1.1	1.4 J
Benzyl Chloride	ug/m3	0.88 U	0.88 U	0.88 U	0.88 U	0.88 U	0.88 U	0.88 U
Bromodichloromethane	ug/m3	1.0 U	1.0 U	1.0 U	1.0 U	1.0 U	1.0 U	1.0 U
Bromoform	ug/m3	1.6 U	1.6 U	1.6 U	1.6 U	1.6 U	1.6 U	1.6 U
Bromomethane	ug/m3	0.59 U	0.59 U	0.59 U	0.59 U	0.59 U	0.59 U	0.59 U
Carbon Disulfide	ug/m3	0.47 U	0.47 U	0.47 U	0.47 U	0.47 U	0.47 U	0.47 U
Carbon Tetrachloride	ug/m3	0.45	0.51 J	0.38	0.38 J	0.45	0.45 J	0.51 J
Chlorobenzene	ug/m3	0.70 U	0.70 U	0.70 U	0.70 U	0.70 U	0.70 U	0.70 U
Chloroethane	ug/m3	0.40 U	0.40 U	0.40 U	0.40 U	0.40 U	0.40 U	0.40 U
Chloroform	ug/m3	0.74 U	0.74 U	0.74 U	0.74 U	0.74 U	0.74 U	0.74 U
Chloromethane	ug/m3	0.67	0.61	0.59	0.52	0.50	0.57	0.57 J
cis-1,2-Dichloroethene	ug/m3	0.60 U	0.60 U	0.60 U	0.60 U	0.60 U	0.60 U	0.60 U
cis-1,3-Dichloropropene	ug/m3	0.69 U	0.69 U	0.69 U	0.69 U	0.69 U	0.69 U	0.69 U
Cyclohexane	ug/m3	0.52 U	10 D	0.52 U	0.52 U	5.6	0.52 U	9.4 DJ
Dibromochloromethane	ug/m3	1.3 U	1.3 U	1.3 U	1.3 U	1.3 U	1.3 U	1.3 U
Dichlorodifluoromethane	ug/m3	1.8	2.1	1.9	1.8	2.0	1.8	2.0 J
Ethyl acetate	ug/m3	4.9	2.5	2.3	0.77 J	1.3	1.5	1.5 J
Ethylbenzene	ug/m3	0.57 J	1.1 J	0.49 J	2.2	0.53 J	0.44 J	22 DJ
Heptane	ug/m3	2.6	3.4	2.6	1.9	2.0	2.9	5.8 DJ
Hexachlorobutadiene	ug/m3	1.6 UJ	1.6 UJ	1.6 UJ	1.6 UJ	1.6 UJ	1.6 UJ	1.6 U
Isopropanol	ug/m3	NA	NA	NA	NA	NA	NA	NA
Isopropyl alcohol	ug/m3	1,900 D	660 D	980 D	150 D	590 D	720 D	310 DJ
m&p-Xylene	ug/m3	2.0	3.7 J	1.1 J	3.7	1.3 J	0.97 J	110 DJ
Methyl tert-butyl ether	ug/m3	0.55 U	0.55 U	0.55 U	0.55 U	0.55 U	0.55 U	0.55 U
Methylene Chloride	ug/m3	290 D	410 D	590 D	71 D	230 D	210 D	180 DJ
o-Xylene	ug/m3	0.75	1.5 J	0.66 U	0.49 J	0.49 J	0.66 U	58 DJ
Propylene	ug/m3	0.26 U	0.26 U	0.26 U	0.26 U	0.26 U	0.26 U	0.26 U
Styrene	ug/m3	0.65 U	1.1 J	1.3	0.65 U	1.8	1.5	0.65 U
Tetrachloroethene	ug/m3	1.0 U	1.0 U	1.0 U	1.0 U	1.0 U	1.0 U	1.0 U
Tetrahydrofuran	ug/m3	4.5 D	7.2 D	6.9 D	1.5	5.8	4.5	5.3 J
Toluene	ug/m3	9.6 D	8.4 DJ	7.7 D	11 D	6.2	5.5	36 DJ
trans-1,2-Dichloroethene	ug/m3	0.60 U	0.60 U	0.60 U	0.60 U	0.60 U	0.60 U	0.60 U
trans-1,3-Dichloropropene	ug/m3	0.69 U	0.69 U	0.69 U	0.69 U	0.69 U	0.69 U	0.69 U
Trichloroethene	ug/m3	0.76	1.7	1.1	0.71 J	0.71	0.82	0.76 J
Trichlorofluoromethane	ug/m3	1.1	1.1	1.0	0.97	1.1	1.1	2.7 J
Vinyl Acetate	ug/m3	0.54 U	0.54 U	0.54 U	0.54 U	0.54 U	0.54 U	0.54 U
Vinyl Bromide	ug/m3	0.67 U	0.67 U	0.67 U	0.67 U	0.67 U	0.67 U	0.67 U
Vinyl Chloride	ug/m3	0.10 U	0.39 U	0.10 U	0.39 U	0.10 U	0.39 U	0.39 U

Table A-1. Summary of Indoor Air and Sub-Slab Soil Gas Sample Results,
Former Lockheed Martin French Road Facility, Utica, New York

Location ID:		VMP-3E	VMP-3E AA	VMP-4	VMP-4 AA	VMP-5 AA	VMP-7 AA
Lab Sample ID:		C1001027-008A	C1001027-014A	C1001026-012A	C1001026-011A	C1001026-001A	C1001026-010A
Date Collected:		01/13/10	01/13/10	01/13/10	01/13/10	01/13/10	01/13/10
Sample Type		Sub-Slab	Indoor Air	Sub-Slab	Indoor Air	Indoor Air	Indoor Air
Field Notes:			Orange cleaner odor		Odor in room	High traffic area	
1,1,1-Trichloroethane	ug/m3	0.83 U	0.83 U	0.83 U	0.83 U	0.83 UJ	0.83 U
1,1,2,2-Tetrachloroethane	ug/m3	1.0 U	1.0 U	1.0 U	1.0 U	1.0 UJ	1.0 U
1,1,2-trichloro-1,2,2-trifluoroethane	ug/m3	1.2 U	1.2 U	1.2 U	1.2 U	1.2 UJ	1.2 U
1,1,2-Trichloroethane	ug/m3	0.83 U	0.83 U	0.83 U	0.83 U	0.83 UJ	0.83 U
1,1-Dichloroethane	ug/m3	0.62 U	0.62 U	0.62 U	0.62 U	0.62 UJ	0.62 U
1,1-Dichloroethene	ug/m3	0.60 U	0.60 U	0.60 U	0.60 U	0.60 UJ	0.60 U
1,2,4-Trichlorobenzene	ug/m3	1.1 UJ	1.1 UJ	1.1 UJ	1.1 UJ	1.1 UJ	1.1 UJ
1,2,4-Trimethylbenzene	ug/m3	4.1 J	1.1	5.0 DJ	10	1.7 J	1.8
1,2-Dibromoethane	ug/m3	1.2 U	1.2 U	1.2 U	1.2 U	1.2 UJ	1.2 U
1,2-Dichloro-1,1,2,2-tetrafluoroethane	ug/m3	1.1 U	1.1 U	1.1 U	1.1 U	1.1 UJ	1.1 U
1,2-Dichlorobenzene	ug/m3	0.92 U	0.92 U	0.92 U	0.92 U	0.92 UJ	0.92 U
1,2-Dichloroethane	ug/m3	0.62 U	0.62 U	0.62 U	0.62 U	0.62 UJ	0.62 U
1,2-Dichloropropane	ug/m3	0.70 U	0.70 U	0.70 U	0.70 U	0.70 UJ	0.70 U
1,3,5-Trimethylbenzene	ug/m3	0.75 U	0.75 U	3.1	2.5	0.60 J	0.70 J
1,3-Butadiene	ug/m3	0.34 U	0.34 U	0.34 U	0.34 U	0.34 UJ	0.34 U
1,3-Dichlorobenzene	ug/m3	0.92 U	0.92 U	0.92 U	0.92 U	0.92 UJ	0.92 U
1,4-Dichlorobenzene	ug/m3	0.92 U	0.92 U	0.92 U	0.92 U	0.92 UJ	0.92 U
1,4-Dioxane	ug/m3	1.1 U	1.1 U	1.1 U	1.1 U	1.1 UJ	1.1 U
2,2,4-Trimethylpentane	ug/m3	0.71 U	0.71 U	0.71 U	0.71 U	0.71 UJ	0.71 U
2-Butanone	ug/m3	3.4	2.8	3.2	3.9	11 DJ	11 D
2-Hexanone	ug/m3	1.2 U	1.2 U	1.2 U	1.2 U	1.2 UJ	1.2 U
3-Chloropropene	ug/m3	0.48 U	0.48 U	0.48 U	0.48 U	0.48 UJ	0.48 U
4-Ethyltoluene	ug/m3	0.55 J	0.75 U	3.3	3.0	0.65 J	0.65 J
4-Methyl-2-pentanone	ug/m3	1.2 U	1.2 U	1.2 U	1.2 U	1.2 UJ	1.2 U
Acetone	ug/m3	49 D	39 D	100 D	110 D	200 DJ	190 D
Benzene	ug/m3	0.75	1.3	1.2	1.3	1.3 J	1.3
Benzyl Chloride	ug/m3	0.88 U	0.88 U	0.88 U	0.88 U	0.88 UJ	0.88 U
Bromodichloromethane	ug/m3	1.0 U	1.0 U	1.0 U	1.0 U	1.0 UJ	1.0 U
Bromoform	ug/m3	1.6 U	1.6 U	1.6 U	1.6 U	1.6 UJ	1.6 U
Bromomethane	ug/m3	0.59 U	0.59 U	0.59 U	0.59 U	0.59 UJ	0.59 U
Carbon Disulfide	ug/m3	0.47 U	0.47 U	1.4	0.47 U	0.47 UJ	0.47 U
Carbon Tetrachloride	ug/m3	0.45 J	0.51	0.45 J	0.45	0.51 J	0.45
Chlorobenzene	ug/m3	0.70 U	0.70 U	0.70 U	0.70 U	0.70 UJ	0.70 U
Chloroethane	ug/m3	0.40 U	0.40 U	0.40 U	0.40 U	0.40 UJ	0.40 U
Chloroform	ug/m3	0.74 U	0.74 U	0.74 U	0.74 U	0.74 UJ	0.74 U
Chloromethane	ug/m3	0.65	0.50	0.59	0.61	0.67 J	0.97
cis-1,2-Dichloroethene	ug/m3	0.60 U	0.60 U	0.60 U	0.60 U	0.60 UJ	0.60 U
cis-1,3-Dichloropropene	ug/m3	0.69 U	0.69 U	0.69 U	0.69 U	0.69 UJ	0.69 U
Cyclohexane	ug/m3	2.6	7.0 D	36 D	36 D	10 DJ	14 D
Dibromochloromethane	ug/m3	1.3 U	1.3 U	1.3 U	1.3 U	1.3 UJ	1.3 U
Dichlorodifluoromethane	ug/m3	1.9	2.0	2.0	2.1	1.9 J	1.9
Ethyl acetate	ug/m3	0.70 J	0.81 J	0.99	1.0	2.6 J	9.9 D
Ethylbenzene	ug/m3	1.5 J	0.44 J	0.84	0.79	0.66 UJ	0.57 J
Heptane	ug/m3	2.2	10 D	55 D	52 D	1.9 J	1.6
Hexachlorobutadiene	ug/m3	1.6 UJ	1.6 UJ	1.6 UJ	1.6 UJ	1.6 UJ	1.6 UJ
Isopropanol	ug/m3	NA	NA	NA	NA	NA	NA
Isopropyl alcohol	ug/m3	50 D	250 D	730 D	860 D	640 DJ	2,000 D
m&p-Xylene	ug/m3	4.1 J	1.3 J	2.6	2.4	1.1 J	1.6
Methyl tert-butyl ether	ug/m3	0.55 U	0.55 U	0.55 U	0.55 U	0.55 UJ	0.55 U
Methylene Chloride	ug/m3	66 D	150 D	490 D	420 D	660 DJ	1,800 D
o-Xylene	ug/m3	1.3 J	0.66 U	1.2	1.1	0.66 UJ	0.53 J
Propylene	ug/m3	0.26 U	0.26 U	0.26 U	0.26 U	0.26 UJ	0.26 U
Styrene	ug/m3	0.65 U	0.65 U	3.9	3.6	0.65 UJ	0.78
Tetrachloroethene	ug/m3	8.6 J	1.0 U	6.1	1.0 U	1.0 UJ	1.0 U
Tetrahydrofuran	ug/m3	0.66	3.3	8.1 D	9.6 D	50 DJ	70 D
Toluene	ug/m3	4.0 J	4.0	5.3	5.5	8.4 DJ	13 D
trans-1,2-Dichloroethene	ug/m3	0.60 U	0.60 U	0.60 U	0.60 U	0.60 UJ	0.60 U
trans-1,3-Dichloropropene	ug/m3	0.69 U	0.69 U	0.69 U	0.69 U	0.69 UJ	0.69 U
Trichloroethene	ug/m3	2.5	1.3	0.87	0.87	0.82 J	0.87
Trichlorofluoromethane	ug/m3	1.0	1.9	5.7	5.8	1.1 J	1.0
Vinyl Acetate	ug/m3	0.54 U	0.54 U	0.54 U	0.54 U	0.54 UJ	0.54 U
Vinyl Bromide	ug/m3	0.67 U	0.67 U	0.67 U	0.67 U	0.67 UJ	0.67 U
Vinyl Chloride	ug/m3	0.39 U	0.10 U	0.39 U	0.10 U	0.10 UJ	0.10 U

ARCADIS

Appendix B

Sub-Slab Soil-Gas and
Indoor-Air Sampling Logs

Indoor Air Sample Collection Log

Sample ID: IA-VMP1B

Client:	Lockheed Martin	**Date/Day:**	1/25/2011 / Tuesday
Project:	LMC Sub-Slab and indoor monitoring	**Weather:**	inside / cloudy 20
Location:	Utica, NY	**Temperature:**	
Project #:	NJ001014.0001	**Wind Speed/Direction:**	—
Samplers:	Katie Bidwell	**Subcontractor:**	—
Logged By:	Katie Bidwell	**Equipment:**	—
Background PID Ambient Air Reading:	1.6	**Moisture Content of Sampling Zone (circle one):**	(Dry) / Moist
Sampling Depth:	3.3' above ground	**Approximate Volume of Sampling Train:**	120 mL
Time of Collection:	Start: 0851 Stop: 1500	**Approximate Purge Volume:**	~240 – 360 mL

Nearby Groundwater Monitoring Wells/Water Levels:

Well ID	Depth to Groundwater (feet)		
PZ-5	9.06	PZ-9	8.12
PZ-6	9.40	PZ-10	9.10
PZ-7	9.08		

SUMMA Canister Information

Size (circle one): (1 L) 6 L

Canister ID: 201

Flow Controller ID: 375

Tracer Gas Information (if applicable)

Tracer Gas and Source of Tracer Gas: —

Canister Pressure (inches Hg):		
Reported By Laboratory	**Gauge Reading Prior to Sample Collection**	**Gauge Reading Following Sample Collection**
	28.5	5.25

Measured in Purge Effluent	Measured in 'Concentrated' Area Prior to Sample Collection	Measured in 'Concentrated' Area Following Sample Collection	Measured in Sampling Train after Sampling
—	—	—	—

General Observations/Notes:

Foot traffic
immediate machine - not in operation, but the surrounding machines are

Approximating Sampling Train Volume (for purging):
When using 1¼-inch "Dummy Point" and a 6-inch sampling interval, the sampling space will have a volume of approximately 150 mL.
Each foot of ¼-inch tubing will have a volume of approximately 10 mL.

Indoor Air Sample Collection Log

Sample ID: IA-VMP-2B

Client:	Lockheed Martin	**Date/Day:**	1/25/11 / Tuesday
Project:	LMC Sub-Slab and indoor monitoring	**Weather:**	inside / cloudy
Location:	Utica, NY	**Temperature:**	/ 20°
Project #:	NJ001014.0001	**Wind Speed/Direction:**	—
Samplers:	Katie Bidwell	**Subcontractor:**	—
Logged By:	Katie Bidwell	**Equipment:**	—
Background PID Ambient Air Reading:	1.1	**Moisture Content of Sampling Zone (circle one):**	(Dry) / Moist
Sampling Depth:	3.4' above ground	**Approximate Volume of Sampling Train:**	120 mL
Time of Collection:	Start: 0817 Stop: 1450	**Approximate Purge Volume:**	~240—360 mL

Nearby Groundwater Monitoring Wells/Water Levels:

Well ID	Depth to Groundwater (feet)		
PZ-5	9.06	PZ-9	8.12
PZ-6	9.40	PZ-10	9.10
PZ-7	9.08		

SUMMA Canister Information

Size (circle one): (1 L) 6 L

IA-DUPE

Canister ID: 475 / 358

Flow Controller ID: 400

Tracer Gas Information (if applicable)

Tracer Gas and Source of Tracer Gas: —

Canister Pressure (inches Hg):		
Reported By Laboratory	**Gauge Reading Prior to Sample Collection**	**Gauge Reading Following Sample Collection**
	29.0	5.25

Measured in Purge Effluent	Measured in 'Concentrated' Area Prior to Sample Collection	Measured in 'Concentrated' Area Following Sample Collection	Measured in Sampling Train after Sampling
—	—	—	—

General Observations/Notes:

Near Machines in operation

Approximating Sampling Train Volume (for purging):
When using 1¼-inch "Dummy Point" and a 6-inch sampling interval, the sampling space will have a volume of approximately 150 mL.
Each foot of ¼-inch tubing will have a volume of approximately 10 mL.

Indoor Air Sample Collection Log

Sample ID: IA-VMP 2C

Client:	Lockheed Martin	**Date/Day:**	1/25/2011 / Tuesday
Project:	LMC Sub-Slab and indoor monitoring	**Weather:**	inside / cloudy
Location:	Utica, NY	**Temperature:**	/ 20
Project #:	NJ001014.0001	**Wind Speed/Direction:**	—
Samplers:	Katie Bidwell	**Subcontractor:**	—
Logged By:	Katie Bidwell	**Equipment:**	—
Background PID Ambient Air Reading:	1.4	**Moisture Content of Sampling Zone (circle one):**	(Dry) / Moist
Sampling Depth:	4.4' above ground	**Approximate Volume of Sampling Train:**	120 mL
Time of Collection:	Start: 0828 Stop: 1454	**Approximate Purge Volume:**	~240 – 360 mL

Nearby Groundwater Monitoring Wells/Water Levels:

Well ID	Depth to Groundwater (feet)		
PZ-5	9.06	PZ-9	8.12
PZ-6	9.40	PZ-10	9.10
PZ-7	9.08		

SUMMA Canister Information

Size (circle one): (1 L) 6 L

Canister ID: 170

Flow Controller ID: 401

Tracer Gas Information (if applicable)

Tracer Gas and Source of Tracer Gas: —

Canister Pressure (inches Hg):		
Reported By Laboratory	**Gauge Reading Prior to Sample Collection**	**Gauge Reading Following Sample Collection**
	28.5	5.50

Measured in Purge Effluent	Measured in 'Concentrated' Area Prior to Sample Collection	Measured in 'Concentrated' Area Following Sample Collection	Measured in Sampling Train after Sampling
—	—	—	—

General Observations/Notes:

Near a machine that is currently being repaired

Approximating Sampling Train Volume (for purging):
When using 1¼-inch "Dummy Point" and a 6-inch sampling interval, the sampling space will have a volume of approximately 150 mL.
Each foot of ¼-inch tubing will have a volume of approximately 10 mL.

Indoor Air Sample Collection Log

Sample ID: IA-VMP3A

Client:	Lockheed Martin	**Date/Day:**	1/25/2011 / Tuesday
Project:	LMC Sub-Slab and indoor monitoring	**Weather:**	inside / cloudy
Location:	Utica, NY	**Temperature:**	20°
Project #:	NJ00104.0001	**Wind Speed/Direction:**	—
Samplers:	Katie Bidwell	**Subcontractor:**	—
Logged By:	Katie Bidwell	**Equipment:**	—
Background PID Ambient Air Reading:	0.3	**Moisture Content of Sampling Zone (circle one):**	(Dry) / Moist
Sampling Depth:	4.5' above ground	**Approximate Volume of Sampling Train:**	120 mL
Time of Collection:	Start: 0723 Stop: 1353	**Approximate Purge Volume:**	~240-360 mL

Nearby Groundwater Monitoring Wells/Water Levels:

Well ID	Depth to Groundwater (feet)		
PZ-5	9.06	PZ-9	8.12
PZ-6	9.40	PZ-10	9.10
PZ-7	9.08		

SUMMA Canister Information

Size (circle one): (1 L) 6 L

Canister ID: 544

Flow Controller ID: 278

Tracer Gas Information (if applicable)

Tracer Gas and Source of Tracer Gas: —

Canister Pressure (inches Hg):		
Reported By Laboratory	**Gauge Reading Prior to Sample Collection**	**Gauge Reading Following Sample Collection**
	28.5	5.25

Measured in Purge Effluent	Measured in 'Concentrated' Area Prior to Sample Collection	Measured in 'Concentrated' Area Following Sample Collection	Measured in Sampling Train after Sampling
—	—	—	—

General Observations/Notes:

Surrounded by shelves / boxes
Foot traffic

Approximating Sampling Train Volume (for purging):
When using 1¼-inch "Dummy Point" and a 6-inch sampling interval, the sampling space will have a volume of approximately 150 mL.
Each foot of ¼-inch tubing will have a volume of approximately 10 mL.

Indoor Air Sample Collection Log

Sample ID: IA VMP 3[illegible] B

Client:	Lockheed Martin	**Date/Day:**	1/24/11 / Monday
Project:	LMC Sub-Slab and indoor monitoring	**Weather:**	inside / Partly Sunny
Location:	Utica, NY	**Temperature:**	/ 50°
Project #:	NJ001014.0001	**Wind Speed/Direction:**	—
Samplers:	Katie Bidwell	**Subcontractor:**	—
Logged By:	Katie Bidwell	**Equipment:**	—
Background PID Ambient Air Reading:	0.0	**Moisture Content of Sampling Zone (circle one):**	(Dry) / Moist
Sampling Depth:	3.4'	**Approximate Volume of Sampling Train:**	120 mL
Time of Collection:	Start: 0930 Stop: 1704	**Approximate Purge Volume:**	240-360 mL

Nearby Groundwater Monitoring Wells/Water Levels:

Well ID	Depth to Groundwater (feet)		
PZ-5	9.08	PZ-9	8.14
PZ-6	9.40	PZ-10	9.10
PZ-7	9.09		

SUMMA Canister Information

Size (circle one): (1 L) 6 L

Canister ID: 106

Flow Controller ID: 395

Tracer Gas Information (if applicable)

Tracer Gas and Source of Tracer Gas: —

Canister Pressure (inches Hg):

Reported By Laboratory	Gauge Reading Prior to Sample Collection	Gauge Reading Following Sample Collection
	30 +	5.00

Measured in Purge Effluent	Measured in 'Concentrated' Area Prior to Sample Collection	Measured in 'Concentrated' Area Following Sample Collection	Measured in Sampling Train after Sampling
—	—	—	—

General Observations/Notes:

Foot traffic - near doorway + where canned personel hang up their smocks

Approximating Sampling Train Volume (for purging):
When using 1¼-inch "Dummy Point" and a 6-inch sampling interval, the sampling space will have a volume of approximately 150 mL.
Each foot of ¼-inch tubing will have a volume of approximately 10 mL.

Indoor Air Sample Collection Log

Sample ID: IA - VMP 3D

Client:	Lockheed Martin	**Date/Day:**	1/25/11 / Tuesday
Project:	LMC Sub-Slab and indoor monitoring	**Weather:**	inside / cloudy
Location:	Utica, NY	**Temperature:**	20°
Project #:	NJ000144.0001	**Wind Speed/Direction:**	—
Samplers:	Katie Bidwell	**Subcontractor:**	—
Logged By:	Katie Bidwell	**Equipment:**	—
Background PID Ambient Air Reading:	0.4	**Moisture Content of Sampling Zone (circle one):**	(Dry) / Moist
Sampling Depth:	3.4' above ground	**Approximate Volume of Sampling Train:**	120 mL
Time of Collection:	Start: 0801 Stop: 1430	**Approximate Purge Volume:**	~240-360 mL

Nearby Groundwater Monitoring Wells/Water Levels:

Well ID	Depth to Groundwater (feet)		
PZ-5	9.06	PZ-9	8.12
PZ-6	9.40	PZ-10	9.10
PZ-7	9.08		

SUMMA Canister Information

Size (circle one): (1 L) 6 L

Canister ID: 171

Flow Controller ID: 299

Tracer Gas Information (if applicable)

Tracer Gas and Source of Tracer Gas: —

Canister Pressure (inches Hg):		
Reported By Laboratory	**Gauge Reading Prior to Sample Collection**	**Gauge Reading Following Sample Collection**
	28	5.0

Measured in Purge Effluent	Measured in 'Concentrated' Area Prior to Sample Collection	Measured in 'Concentrated' Area Following Sample Collection	Measured in Sampling Train after Sampling
—	—	—	—

General Observations/Notes:

Near equipment that was operational

Approximating Sampling Train Volume (for purging):
When using 1¼-inch "Dummy Point" and a 6-inch sampling interval, the sampling space will have a volume of approximately 150 mL.
Each foot of ¼-inch tubing will have a volume of approximately 10 mL.

Indoor Air Sample Collection Log

Sample ID: IA-VMP3E

Client:	Lockheed Martin	**Date/Day:**	1/24/11 / monday
Project:	LMC Sub-Slab and indoor monitoring	**Weather:**	inside / Partly Sunny 5°
Location:	Utica, NY	**Temperature:**	
Project #:	NJ001014.0001	**Wind Speed/Direction:**	—
Samplers:	Katie Bidwell	**Subcontractor:**	—
Logged By:	Katie Bidwell	**Equipment:**	—
Background PID Ambient Air Reading:	0.0	**Moisture Content of Sampling Zone (circle one):**	(Dry) / Moist
Sampling Depth:	4.9' above ground	**Approximate Volume of Sampling Train:**	120 mL
Time of Collection:	Start: 0943 Stop: 1743	**Approximate Purge Volume:**	~240–360 mL

Nearby Groundwater Monitoring Wells/Water Levels:

Well ID	Depth to Groundwater (feet)		
PZ-5	9.08	PZ-9	8.14
PZ-6	9.40	PZ-10	9.10
PZ-7	9.09		

SUMMA Canister Information

Size (circle one): (1 L) 6 L

Canister ID: 422

Flow Controller ID: 56

Tracer Gas Information (if applicable)

Tracer Gas and Source of Tracer Gas: —

Canister Pressure (inches Hg):		
Reported By Laboratory	**Gauge Reading Prior to Sample Collection**	**Gauge Reading Following Sample Collection**
	29.5	6.0

Measured in Purge Effluent	Measured in 'Concentrated' Area Prior to Sample Collection	Measured in 'Concentrated' Area Following Sample Collection	Measured in Sampling Train after Sampling
—	—	—	—

General Observations/Notes:

Foot traffic near doorway
room has an orange cleaner odor

Approximating Sampling Train Volume (for purging):
When using 1¼-inch "Dummy Point" and a 6-inch sampling interval, the sampling space will have a volume of approximately 150 mL.
Each foot of ¼-inch tubing will have a volume of approximately 10 mL.

Indoor Air Sample Collection Log

Sample ID: IA - VMP 4

Client:	Lockheed Martin	**Date/Day:**	1/25/2011 / Tuesday
Project:	LMC Sub-Slab and indoor monitoring	**Weather:**	inside / cloudy / 20°
Location:	Utica, NY	**Temperature:**	
Project #:	NJ001014.0001	**Wind Speed/Direction:**	—
Samplers:	Katie Bidwell	**Subcontractor:**	—
Logged By:	Katie Bidwell	**Equipment:**	—
Background PID Ambient Air Reading:	1.8	**Moisture Content of Sampling Zone (circle one):**	(Dry) / Moist
Sampling Depth:	1.8' above ground	**Approximate Volume of Sampling Train:**	120 mL
Time of Collection:	Start: 0839 Stop: 1040	**Approximate Purge Volume:**	~240 - 360 mL

Nearby Groundwater Monitoring Wells/Water Levels:

Well ID	Depth to Groundwater (feet)		
PZ-5	9.06	PZ-9	8.12
PZ-6	9.40	PZ-10	9.10
PZ-7R	9.08		

SUMMA Canister Information

Size (circle one): (1 L) 6 L

Canister ID: 163

Flow Controller ID: 147

Tracer Gas Information (if applicable)

Tracer Gas and Source of Tracer Gas: —

Canister Pressure (inches Hg):

Reported By Laboratory	Gauge Reading Prior to Sample Collection	Gauge Reading Following Sample Collection
	29	10.25

Measured in Purge Effluent	Measured in 'Concentrated' Area Prior to Sample Collection	Measured in 'Concentrated' Area Following Sample Collection	Measured in Sampling Train after Sampling
—	—	—	—

General Observations/Notes:

The machines near by were not operating, but the one to the East was making a hissing noise.

Approximating Sampling Train Volume (for purging):
When using 1¼-inch "Dummy Point" and a 6-inch sampling interval, the sampling space will have a volume of approximately 150 mL.
Each foot of ¼-inch tubing will have a volume of approximately 10 mL.

Indoor Air Sample Collection Log

Sample ID: IA VMP 5A

Client:	Lockheed Martin	**Date/Day:**	1/25/11 / Tuesday
Project:	LMC Sub-Slab and indoor monitoring	**Weather:**	inside / Cloudy 20°
Location:	Utica NY	**Temperature:**	
Project #:	NJ001014.0001	**Wind Speed/Direction:**	—
Samplers:	Katie Bidwell	**Subcontractor:**	—
Logged By:	Katie Bidwell	**Equipment:**	—
Background PID Ambient Air Reading:	0.2 1.4	**Moisture Content of Sampling Zone (circle one):**	(Dry) / Moist
Sampling Depth:	3.4'	**Approximate Volume of Sampling Train:**	120 mL
Time of Collection:	Start: 0743 Stop: 1543	**Approximate Purge Volume:**	~240—360mL

Nearby Groundwater Monitoring Wells/Water Levels:

Well ID	Depth to Groundwater (feet)		
PZ-5	9.06	PZ-9	8.12
PZ-6	9.40	PZ-10	9.10
PZ-7	9.08		

SUMMA Canister Information

Size (circle one): (1 L) 6 L

Canister ID: 363

Flow Controller ID: 386

Tracer Gas Information (if applicable)

Tracer Gas and Source of Tracer Gas: —

Canister Pressure (inches Hg):		
Reported By Laboratory	**Gauge Reading Prior to Sample Collection**	**Gauge Reading Following Sample Collection**
	30 +	16.5

Measured in Purge Effluent	Measured in 'Concentrated' Area Prior to Sample Collection	Measured in 'Concentrated' Area Following Sample Collection	Measured in Sampling Train after Sampling
—	—	—	—

General Observations/Notes:

Foot traffic + Fork Lift traffic
Set up is outside the paint room - Paint like odors were noticed throughout the sampling event

Approximating Sampling Train Volume (for purging):
When using 1¼-inch "Dummy Point" and a 6-inch sampling interval, the sampling space will have a volume of approximately 150 mL.
Each foot of ¼-inch tubing will have a volume of approximately 10 mL.

Indoor Air Sample Collection Log

Sample ID: IA - Vmp 5B

Client:	Lockheed Martin	**Date/Day:**	1/25/11 / Tuesday
Project:	LMC Sub-Slab and indoor monitoring	**Weather:**	inside / cloudy
Location:	Utica, NY	**Temperature:**	/ 20°
Project #:	NJ001014.0001	**Wind Speed/Direction:**	—
Samplers:	Katie Bidwell	**Subcontractor:**	—
Logged By:	Katie Bidwell	**Equipment:**	—
Background PID Ambient Air Reading:	0.3	**Moisture Content of Sampling Zone (circle one):**	(Dry) / Moist
Sampling Depth:	4.0' above ground	**Approximate Volume of Sampling Train:**	120 mL
Time of Collection:	Start: 0733 Stop: 1426	**Approximate Purge Volume:**	1240-360 mL

Nearby Groundwater Monitoring Wells/Water Levels:

Well ID	Depth to Groundwater (feet)		
PZ-5	9.06	PZ-9	8.12
PZ-6	9.40	PZ-10	9.10
PZ-7	9.08		

SUMMA Canister Information

Size (circle one): (1 L) 6 L

Canister ID: 353

Flow Controller ID: 177

Tracer Gas Information (if applicable)

Tracer Gas and Source of Tracer Gas: —

Canister Pressure (inches Hg):		
Reported By Laboratory	**Gauge Reading Prior to Sample Collection**	**Gauge Reading Following Sample Collection**
	28.5	5.0

Measured in Purge Effluent	Measured in 'Concentrated' Area Prior to Sample Collection	Measured in 'Concentrated' Area Following Sample Collection	Measured in Sampling Train after Sampling
—	—	—	—

General Observations/Notes:

Storage shelves + crates
Foot traffic
Next side room that contains flamible liquids storage cabinets barrels of Forane + isopropyl alcohol 70%

Approximating Sampling Train Volume (for purging):
When using 1¼-inch "Dummy Point" and a 6-inch sampling interval, the sampling space will have a volume of approximately 150 mL.
Each foot of ¼-inch tubing will have a volume of approximately 10 mL.

Indoor Air Sample Collection Log

Sample ID: IA - VMP6

Client:	Lockheed Martin	**Date/Day:**	1/24/11 / Monday
Project:	LMC Sub-Slab and indoor monitoring	**Weather:**	inside / Partly Sunny / 5°
Location:	Utica, NY	**Temperature:**	
Project #:	N50610H.0001	**Wind Speed/Direction:**	—
Samplers:	Katie Bidwell	**Subcontractor:**	—
Logged By:	Katie Bidwell	**Equipment:**	—
Background PID Ambient Air Reading:	0.0	**Moisture Content of Sampling Zone (circle one):**	(Dry) / Moist
Sampling Depth:	4.2' Above ground	**Approximate Volume of Sampling Train:**	120 mL
Time of Collection:	Start: 0854 Stop: 1325	**Approximate Purge Volume:**	~240 – 360 mL

Nearby Groundwater Monitoring Wells/Water Levels:

Well ID	Depth to Groundwater (feet)		
PZ-5	9.08	PZ-9	8.14
PZ-6	9.40	PZ-10	19.10
PZ-7	9.09		

SUMMA Canister Information

Size (circle one): (1 L) 6 L

Canister ID: 229

Flow Controller ID: 452

Tracer Gas Information (if applicable)

Tracer Gas and Source of Tracer Gas: —

Canister Pressure (inches Hg):

Reported By Laboratory	Gauge Reading Prior to Sample Collection	Gauge Reading Following Sample Collection
	27.5	3.0

Measured in Purge Effluent	Measured in 'Concentrated' Area Prior to Sample Collection	Measured in 'Concentrated' Area Following Sample Collection	Measured in Sampling Train after Sampling
—	—	—	—

General Observations/Notes:

ended the test early
Forklift + foot traffic

Approximating Sampling Train Volume (for purging):
When using 1¼-inch "Dummy Point" and a 6-inch sampling interval, the sampling space will have a volume of approximately 150 mL.
Each foot of ¼-inch tubing will have a volume of approximately 10 mL.

Indoor Air Sample Collection Log

Sample ID: IA - VMP6A

Client:	Lockheed Martin	**Date/Day:**	1/24/11 / Monday
Project:	LMC Sub-Slab and indoor monitoring	**Weather:**	inside / Partly Sunny / 50°
Location:	Utica, NY	**Temperature:**	
Project #:	N30010140001	**Wind Speed/Direction:**	—
Samplers:	Katie Bidwell	**Subcontractor:**	—
Logged By:	Katie Bidwell	**Equipment:**	—
Background PID Ambient Air Reading:	0.0	**Moisture Content of Sampling Zone (circle one):**	(Dry) / Moist
Sampling Depth:	4.9' above grand	**Approximate Volume of Sampling Train:**	120 mL
Time of Collection:	Start: 0843 Stop: 1643	**Approximate Purge Volume:**	240-360 mL

Nearby Groundwater Monitoring Wells/Water Levels:

Well ID	Depth to Groundwater (feet)		
Pz-5	9.08	Pz-9	8.14
Pz-6	9.40	Pz-10	9.10
Pz-7	9.09		

SUMMA Canister Information

Size (circle one): (1 L) 6 L

Canister ID: 191

Flow Controller ID: 69

Tracer Gas Information (if applicable)

Tracer Gas and Source of Tracer Gas: —

Canister Pressure (inches Hg):		
Reported By Laboratory	**Gauge Reading Prior to Sample Collection**	**Gauge Reading Following Sample Collection**
	28.5	12

Measured in Purge Effluent	Measured in 'Concentrated' Area Prior to Sample Collection	Measured in 'Concentrated' Area Following Sample Collection	Measured in Sampling Train after Sampling
—	—	—	—

General Observations/Notes:

Foot traffic near a doorway

Approximating Sampling Train Volume (for purging):
When using 1¼-inch "Dummy Point" and a 6-inch sampling interval, the sampling space will have a volume of approximately 150 mL.
Each foot of ¼-inch tubing will have a volume of approximately 10 mL.

Indoor Air Sample Collection Log

Sample ID: IA - VMP 7A

Client:	Lockheed Martin	**Date/Day:**	1/24/11 / Monday
Project:	LMC Sub-Slab and indoor monitoring	**Weather:**	inside / Partly Sunny
Location:	Utica, NY	**Temperature:**	/ 50°
Project #:	N50010114.0001	**Wind Speed/Direction:**	—
Samplers:	Katie Bidwell	**Subcontractor:**	—
Logged By:	Katie Bidwell	**Equipment:**	—
Background PID Ambient Air Reading:	0.0	**Moisture Content of Sampling Zone (circle one):**	(Dry) / Moist
Sampling Depth:	3.4' above ground	**Approximate Volume of Sampling Train:**	120 mL
Time of Collection:	Start: 0829 Stop: 1443	**Approximate Purge Volume:**	~240 - 360 mL

Nearby Groundwater Monitoring Wells/Water Levels:

Well ID	Depth to Groundwater (feet)		
PZ-5	9.08	PZ-9	8.14
PZ-6	9.40	PZ-10	9.10
PZ-7	9.09		

SUMMA Canister Information

Size (circle one): (1 L) 6 L

Canister ID: 564

Flow Controller ID: 382

Tracer Gas Information (if applicable)

Tracer Gas and Source of Tracer Gas: —

Canister Pressure (inches Hg):		
Reported By Laboratory	**Gauge Reading Prior to Sample Collection**	**Gauge Reading Following Sample Collection**
	29.0	5.25

Measured in Purge Effluent	Measured in 'Concentrated' Area Prior to Sample Collection	Measured in 'Concentrated' Area Following Sample Collection	Measured in Sampling Train after Sampling
—	—	—	—

General Observations/Notes:

Little foot traffic near garbage can

Approximating Sampling Train Volume (for purging):
When using 1¼-inch "Dummy Point" and a 6-inch sampling interval, the sampling space will have a volume of approximately 150 mL.
Each foot of ¼-inch tubing will have a volume of approximately 10 mL.

Indoor Air Sample Collection Log

Sample ID: IA - VMP7

Client:	Lockheed Martin	**Date/Day:**	1/24/11 / monday
Project:	LMC Sub-Slab and indoor monitoring	**Weather:**	inside / partly sunny
Location:	Utica, NY	**Temperature:**	/ 5°
Project #:	N3001014.0001	**Wind Speed/Direction:**	—
Samplers:	Katie Bidwell	**Subcontractor:**	—
Logged By:	Katie Bidwell	**Equipment:**	—
Background PID Ambient Air Reading:	0.0	**Moisture Content of Sampling Zone (circle one):**	(Dry) / Moist
Sampling Depth:	2.8' above ground	**Approximate Volume of Sampling Train:**	120 mL
Time of Collection:	Start: 0814 Stop: 1536	**Approximate Purge Volume:**	~240 — 360 mL

Nearby Groundwater Monitoring Wells/Water Levels:

Well ID	Depth to Groundwater (feet)		
PZ-5	9.08	PZ-9	8.14
PZ-6	9.40	PZ-10	9.10
PZ-7	9.09		

SUMMA Canister Information

Size (circle one): (1 L) 6 L

Canister ID: 101

Flow Controller ID: 292

Tracer Gas Information (if applicable)

Tracer Gas and Source of Tracer Gas: —

Canister Pressure (inches Hg):		
Reported By Laboratory	**Gauge Reading Prior to Sample Collection**	**Gauge Reading Following Sample Collection**
	28.0	5.5

Measured in Purge Effluent	Measured in 'Concentrated' Area Prior to Sample Collection	Measured in 'Concentrated' Area Following Sample Collection	Measured in Sampling Train after Sampling
—	—	—	—

General Observations/Notes:

Sitting on a desk near command personel

Approximating Sampling Train Volume (for purging):
When using 1¼-inch "Dummy Point" and a 6-inch sampling interval, the sampling space will have a volume of approximately 150 mL.
Each foot of ¼-inch tubing will have a volume of approximately 10 mL.

Sub-Slab Vapor Sample Collection Log

ARCADIS

Sample ID: SS-VMP 2B

Client:	Lockheed Martin	**Date/Day:**	1/25/11 / Tuesday
Project:	LMC Sub-Slab and indoor monitoring	**Weather:**	inside / Cloudy
Location:	Utica, NY	**Temperature:**	/ 20°
Project #:	NY001014.0001	**Wind Speed/Direction:**	—
Samplers:	Katie Bidwell	**Subcontractor:**	—
Logged By:	Katie Bidwell	**Equipment:**	—
Background PID Ambient Air Reading:	1.1	**Moisture Content of Sampling Zone (circle one):**	(Dry) / Moist
Sampling Depth:		**Approximate Volume of Sampling Train:**	120 mL
Time of Collection:	Start: 0814 Stop: 1614	**Approximate Purge Volume:**	~240 — 360 mL

Nearby Groundwater Monitoring Wells/Water Levels:

Well ID	Depth to Groundwater (feet)		
PZ-5	9.06	PZ-9	8.12
PZ-6	9.40	PZ-10	9.10
PZ-7	9.08		

SUMMA Canister Information

Size (circle one): (1 L) 6 L

Canister ID: 415

Flow Controller ID: 44

Tracer Gas Information (if applicable)

Tracer Gas and Source of Tracer Gas: —

Canister Pressure (inches Hg):		
Reported By Laboratory	**Gauge Reading Prior to Sample Collection**	**Gauge Reading Following Sample Collection**
	30	6.5

Measured in Purge Effluent	Measured in 'Concentrated' Area Prior to Sample Collection	Measured in 'Concentrated' Area Following Sample Collection	Measured in Sampling Train after Sampling
—	—	—	—

General Observations/Notes:

Recs equipment in operation

Approximating Sampling Train Volume (for purging):
When using 1¼-inch "Dummy Point" and a 6-inch sampling interval, the sampling space will have a volume of approximately 150 mL.
Each foot of ¼-inch tubing will have a volume of approximately 10 mL.

Sub-Slab Vapor Sample Collection Log

Sample ID: SS-VMP 1B

Client:	Lockheed Martin	**Date/Day:**	1/25/2011 / Tuesday
Project:	LMC Sub-Slab and indoor monitoring	**Weather:**	inside / cloudy
Location:	Utica, NY	**Temperature:**	/ 20
Project #:	NJ001014.0001	**Wind Speed/Direction:**	—
Samplers:	Katie Bidwell	**Subcontractor:**	—
Logged By:	Katie Bidwell	**Equipment:**	—
Background PID Ambient Air Reading:	1.6	**Moisture Content of Sampling Zone (circle one):**	(Dry) / Moist
Sampling Depth:		**Approximate Volume of Sampling Train:**	120 mL
Time of Collection:	Start: 0847 Stop: 1525	**Approximate Purge Volume:**	~240 — 360 mL

Nearby Groundwater Monitoring Wells/Water Levels:

Well ID	Depth to Groundwater (feet)		
PZ-5	9.06	PZ-9	8.12
PZ-6	9.40	PZ-10	9.10
PZ-7	9.08		

SUMMA Canister Information

Size (circle one): (1 L) 6 L

Canister ID: 131

Flow Controller ID: 255

Tracer Gas Information (if applicable)

Tracer Gas and Source of Tracer Gas: —

Canister Pressure (inches Hg):		
Reported By Laboratory	**Gauge Reading Prior to Sample Collection**	**Gauge Reading Following Sample Collection**
	29	5.0

Measured in Purge Effluent	Measured in 'Concentrated' Area Prior to Sample Collection	Measured in 'Concentrated' Area Following Sample Collection	Measured in Sampling Train after Sampling
—	—	—	—

General Observations/Notes:

Foot traffic
immediate machine not in use, but the surrounding machines are

Approximating Sampling Train Volume (for purging):
When using 1¼-inch "Dummy Point" and a 6-inch sampling interval, the sampling space will have a volume of approximately 150 mL.
Each foot of ¼-inch tubing will have a volume of approximately 10 mL.

Sub-Slab Vapor Sample Collection Log

ARCADIS

Sample ID: SS-VMP 2C

Client:	Lockheed Martin	**Date/Day:**	1/25/2011 / Tuesday
Project:	LMC Sub-Slab and indoor monitoring	**Weather:**	inside / cloudy
Location:	Utica, NY	**Temperature:**	/ 20
Project #:	N3001014.0001	**Wind Speed/Direction:**	-
Samplers:	Katie Bidwell	**Subcontractor:**	-
Logged By:	Katie Bidwell	**Equipment:**	-
Background PID Ambient Air Reading:	1.4	**Moisture Content of Sampling Zone (circle one):**	(Dry) / Moist
Sampling Depth:		**Approximate Volume of Sampling Train:**	120 mL
Time of Collection:	Start: 0824 Stop: 1532	**Approximate Purge Volume:**	~240—360 mL

Nearby Groundwater Monitoring Wells/Water Levels:

Well ID	Depth to Groundwater (feet)		
PZ-5	9.06	PZ-9	8.12
PZ-6	9.40	PZ-10	9.10
PZ-7	9.08		

SUMMA Canister Information

Size (circle one): (1 L) 6 L

Canister ID: 325

Flow Controller ID: 281

Tracer Gas Information (if applicable)

Tracer Gas and Source of Tracer Gas: —

Canister Pressure (inches Hg):		
Reported By Laboratory	**Gauge Reading Prior to Sample Collection**	**Gauge Reading Following Sample Collection**
	29	5.5

Measured in Purge Effluent	Measured in 'Concentrated' Area Prior to Sample Collection	Measured in 'Concentrated' Area Following Sample Collection	Measured in Sampling Train after Sampling
—	—	—	—

General Observations/Notes:

near equipment that is currently being repaired

Approximating Sampling Train Volume (for purging):
When using 1¼-inch "Dummy Point" and a 6-inch sampling interval, the sampling space will have a volume of approximately 150 mL.
Each foot of ¼-inch tubing will have a volume of approximately 10 mL.

Sub-Slab Vapor Sample Collection Log

ARCADIS

Sample ID: SS-VMP3A

Client:	Lockheed Martin	**Date/Day:**	1/25/11 / Tuesday
Project:	LMC Sub-Slab and indoor monitoring	**Weather:**	inside / cloudy
Location:	Utica, NY	**Temperature:**	/ 20°
Project #:	NY001014.0001	**Wind Speed/Direction:**	—
Samplers:	Katie Bidwell	**Subcontractor:**	—
Logged By:	Katie Bidwell	**Equipment:**	—
Background PID Ambient Air Reading:	0.3	**Moisture Content of Sampling Zone (circle one):**	(Dry) / Moist
Sampling Depth:		**Approximate Volume of Sampling Train:**	120 mL
Time of Collection:	Start: 0720 Stop: 1350	**Approximate Purge Volume:**	~240–360 mL

Nearby Groundwater Monitoring Wells/Water Levels:

Well ID	Depth to Groundwater (feet)		
PZ-5	9.06	PZ-9	8.12
PZ-6	9.40	PZ-10	9.10
PZ-7	9.08		

SUMMA Canister Information

Size (circle one): (1 L) 6 L

Canister ID: 463

Flow Controller ID: 399

Tracer Gas Information (if applicable)

Tracer Gas and Source of Tracer Gas: —

Canister Pressure (inches Hg):		
Reported By Laboratory	**Gauge Reading Prior to Sample Collection**	**Gauge Reading Following Sample Collection**
	28	5.5

Measured in Purge Effluent	Measured in 'Concentrated' Area Prior to Sample Collection	Measured in 'Concentrated' Area Following Sample Collection	Measured in Sampling Train after Sampling
—	—	—	—

General Observations/Notes:

Approximating Sampling Train Volume (for purging):
When using 1¼-inch "Dummy Point" and a 6-inch sampling interval, the sampling space will have a volume of approximately 150 mL.
Each foot of ¼-inch tubing will have a volume of approximately 10 mL.

Sub-Slab Vapor Sample Collection Log

Sample ID: SS-VMP3[redacted]B

Client:	Lockheed Martin	**Date/Day:**	1/24/11 / monday
Project:	LMC Sub-Slab and indoor monitoring	**Weather:**	inside / Partly Sunny / 50°
Location:	Utica, NY	**Temperature:**	
Project #:	NJ001014.0001	**Wind Speed/Direction:**	—
Samplers:	Katie Bidwell	**Subcontractor:**	—
Logged By:	Katie Bidwell	**Equipment:**	—
Background PID Ambient Air Reading:	0.0	**Moisture Content of Sampling Zone (circle one):**	(Dry) / Moist
Sampling Depth:		**Approximate Volume of Sampling Train:**	120 mL
Time of Collection:	Start: 0927 Stop: 1727	**Approximate Purge Volume:**	~~120~~ ~240-360 mL

Nearby Groundwater Monitoring Wells/Water Levels:

Well ID	Depth to Groundwater (feet)		
PZ-5	9.08	PZ-9	8.14
PZ-6	9.40	PZ-10	9.10
PZ-7	9.09		

SUMMA Canister Information

Size (circle one): (1 L) 6 L

Canister ID: 479

Flow Controller ID: 123

Tracer Gas Information (if applicable)

Tracer Gas and Source of Tracer Gas: —

Canister Pressure (inches Hg):		
Reported By Laboratory	**Gauge Reading Prior to Sample Collection**	**Gauge Reading Following Sample Collection**
	30	5.5

Measured in Purge Effluent	Measured in 'Concentrated' Area Prior to Sample Collection	Measured in 'Concentrated' Area Following Sample Collection	Measured in Sampling Train after Sampling
—	—	—	—

General Observations/Notes:

Foot traffic, near doorway

Approximating Sampling Train Volume (for purging):
When using 1¼-inch "Dummy Point" and a 6-inch sampling interval, the sampling space will have a volume of approximately 150 mL.
Each foot of ¼-inch tubing will have a volume of approximately 10 mL.

Sub-Slab Vapor Sample Collection Log

Sample ID: SS-VMP 3D + SS-Dup

Client:	Lockheed Martin	**Date/Day:**	1/25/11 / Tuesday
Project:	LMC Sub-Slab and indoor monitoring	**Weather:**	inside / cloudy 20°
Location:	Utica, NY	**Temperature:**	
Project #:	NJ001014.0001	**Wind Speed/Direction:**	—
Samplers:	Katie Bidwell	**Subcontractor:**	—
Logged By:	Katie Bidwell	**Equipment:**	—
Background PID Ambient Air Reading:	0.4	**Moisture Content of Sampling Zone (circle one):**	(Dry) / Moist
Sampling Depth:		**Approximate Volume of Sampling Train:**	120 mL
Time of Collection:	Start: 0757 Stop: 1557	**Approximate Purge Volume:**	240-360 mL

Nearby Groundwater Monitoring Wells/Water Levels:

Well ID	Depth to Groundwater (feet)		
PZ-5	9.06	PZ-9	8.12
PZ-6	9.40	PZ-10	9.10
PZ-7	9.08		

SUMMA Canister Information

Size (circle one): (1 L) 6 L — SS-Dup

Canister ID: 93 / 157

Flow Controller ID: 263

Tracer Gas Information (if applicable)

Tracer Gas and Source of Tracer Gas: —

Canister Pressure (inches Hg):		
Reported By Laboratory	**Gauge Reading Prior to Sample Collection**	**Gauge Reading Following Sample Collection**
	30	7.25

Measured in Purge Effluent	Measured in 'Concentrated' Area Prior to Sample Collection	Measured in 'Concentrated' Area Following Sample Collection	Measured in Sampling Train after Sampling
—	—	—	—

General Observations/Notes:

dupe was completed - sharing the regulator machine was in operation

Approximating Sampling Train Volume (for purging):
When using 1¼-inch "Dummy Point" and a 6-inch sampling interval, the sampling space will have a volume of approximately 150 mL.
Each foot of ¼-inch tubing will have a volume of approximately 10 mL.

Sub-Slab Vapor Sample Collection Log

Sample ID: SS-VMP-3E

Client:	Lockheed Martin	**Date/Day:**	1/24/11 / Monday
Project:	LMC Sub-Slab and indoor monitoring	**Weather:**	inside / Partly Sunny / 50°
Location:	Utica, NY	**Temperature:**	
Project #:	NJ001014.0001	**Wind Speed/Direction:**	—
Samplers:	Katie Bidwell	**Subcontractor:**	—
Logged By:	Katie Bidwell	**Equipment:**	—
Background PID Ambient Air Reading:	0.0	**Moisture Content of Sampling Zone (circle one):**	(Dry) / Moist
Sampling Depth:		**Approximate Volume of Sampling Train:**	120 mL
Time of Collection:	Start: 0939 Stop: 1739	**Approximate Purge Volume:**	~240 – 360 mL

Nearby Groundwater Monitoring Wells/Water Levels:

Well ID	Depth to Groundwater (feet)		
PZ-5	9.08	PZ-9	8.14
PZ-6	9.40	PZ-10	9.10
PZ-7	9.09		

SUMMA Canister Information

Size (circle one): (1 L) 6 L

Canister ID: 193

Flow Controller ID: 405

Tracer Gas Information (if applicable)

Tracer Gas and Source of Tracer Gas: —

Canister Pressure (inches Hg):		
Reported By Laboratory	**Gauge Reading Prior to Sample Collection**	**Gauge Reading Following Sample Collection**
	30 +	11.0

Measured in Purge Effluent	Measured in 'Concentrated' Area Prior to Sample Collection	Measured in 'Concentrated' Area Following Sample Collection	Measured in Sampling Train after Sampling
—	—	—	—

General Observations/Notes:

Foot traffic - near doorway
Orange cleaner odor in room

Approximating Sampling Train Volume (for purging):
When using 1¼-inch "Dummy Point" and a 6-inch sampling interval, the sampling space will have a volume of approximately 150 mL.
Each foot of ¼-inch tubing will have a volume of approximately 10 mL.

Sub-Slab Vapor Sample Collection Log

ARCADIS

Sample ID: SS VMP-4

Client:	Lockheed Martin	**Date/Day:**	1/25/11 / Tuesday
Project:	LMC Sub-Slab and indoor monitoring	**Weather:**	inside / cloudy
Location:	Utica, NY	**Temperature:**	/ 20°
Project #:	NJ001014.0001	**Wind Speed/Direction:**	—
Samplers:	Katie Bidwell	**Subcontractor:**	—
Logged By:	Katie Bidwell	**Equipment:**	—
Background PID Ambient Air Reading:	1.8	**Moisture Content of Sampling Zone (circle one):**	(Dry) / Moist
Sampling Depth:		**Approximate Volume of Sampling Train:**	120 mL
Time of Collection:	Start: 0837 Stop: 1528	**Approximate Purge Volume:**	~240–360

Nearby Groundwater Monitoring Wells/Water Levels:

Well ID	Depth to Groundwater (feet)		
PZ-5	9.06	PZ-9	8.12
PZ-6	9.40	PZ-10	9.10
PZ-7	9.08		

SUMMA Canister Information

Size (circle one): (1 L) 6 L

Canister ID: 554

Flow Controller ID: 381

Tracer Gas Information (if applicable)

Tracer Gas and Source of Tracer Gas: —

Canister Pressure (inches Hg):

Reported By Laboratory	Gauge Reading Prior to Sample Collection	Gauge Reading Following Sample Collection
	28.0	5.0

Measured in Purge Effluent	Measured in 'Concentrated' Area Prior to Sample Collection	Measured in 'Concentrated' Area Following Sample Collection	Measured in Sampling Train after Sampling
—	—	—	—

General Observations/Notes:

near machines that are not operating, but is making a hissing sound

Approximating Sampling Train Volume (for purging):
When using 1¼-inch "Dummy Point" and a 6-inch sampling interval, the sampling space will have a volume of approximately 150 mL.
Each foot of ¼-inch tubing will have a volume of approximately 10 mL.

Sub-Slab Vapor Sample Collection Log

Sample ID: SS Vmp-5A

Client:	Lockheed Martin	**Date/Day:**	1/25/11 / Tuesday
Project:	LMC Sub-Slab and indoor monitoring	**Weather:**	inside / cloudy
Location:	Utica, NY	**Temperature:**	20
Project #:	NJ00101400001	**Wind Speed/Direction:**	—
Samplers:	Katie Bidwell	**Subcontractor:**	—
Logged By:	Katie Bidwell	**Equipment:**	—
Background PID Ambient Air Reading:	0.2 / 1.4	**Moisture Content of Sampling Zone (circle one):**	(Dry) / Moist
Sampling Depth:		**Approximate Volume of Sampling Train:**	120 mL
Time of Collection:	Start: 0740 Stop: 1412	**Approximate Purge Volume:**	240—360 mL

Nearby Groundwater Monitoring Wells/Water Levels:

Well ID	Depth to Groundwater (feet)		
Pz-5	9.06	Pz-9	8.12
Pz-6	9.40	Pz-10	9.10
Pz-7	9.08		

SUMMA Canister Information

Size (circle one): (1 L) 6 L

Canister ID: 242

Flow Controller ID: 59

Tracer Gas Information (if applicable)

Tracer Gas and Source of Tracer Gas: —

Canister Pressure (inches Hg):		
Reported By Laboratory	**Gauge Reading Prior to Sample Collection**	**Gauge Reading Following Sample Collection**
	27.5	5.5

Measured in Purge Effluent	Measured in 'Concentrated' Area Prior to Sample Collection	Measured in 'Concentrated' Area Following Sample Collection	Measured in Sampling Train after Sampling
—	—	—	—

General Observations/Notes:

Foot + Fork Lift traffic outside of a Paint room - some paint like odors noticed during the sampling event

Approximating Sampling Train Volume (for purging):
When using 1¼-inch "Dummy Point" and a 6-inch sampling interval, the sampling space will have a volume of approximately 150 mL.
Each foot of ¼-inch tubing will have a volume of approximately 10 mL.

Sub-Slab Vapor Sample Collection Log

Sample ID: SS - Vmp 5B

Client:	Lockheed Martin	**Date/Day:** 1/25/11	~~SS - Vmp 5B~~ Tuesday
Project:	LMC Sub-Slab and indoor monitoring	**Weather:**	inside / Cloudy
Location:	Utica, NY	**Temperature:**	/ 20
Project #:	NE001014.0001	**Wind Speed/Direction:**	—
Samplers:	Katie Bidwell	**Subcontractor:**	—
Logged By:	Katie Bidwell	**Equipment:**	—
Background PID Ambient Air Reading:	0.3	**Moisture Content of Sampling Zone (circle one):**	(Dry) / Moist
Sampling Depth:	~~4.0~~ above ground	**Approximate Volume of Sampling Train:**	120 mL
Time of Collection:	Start: 0729 Stop: 1301	**Approximate Purge Volume:**	~240–360

Nearby Groundwater Monitoring Wells/Water Levels:

Well ID	Depth to Groundwater (feet)		
PZ-5	9.06	PZ-9	8.12
PZ-6	9.40	PZ-10	9.10
PZ-7	9.08		

SUMMA Canister Information

Size (circle one): (1 L) 6 L

Canister ID: 418

Flow Controller ID: 277

Tracer Gas Information (if applicable)

Tracer Gas and Source of Tracer Gas: —

Canister Pressure (inches Hg):		
Reported By Laboratory	**Gauge Reading Prior to Sample Collection**	**Gauge Reading Following Sample Collection**
	28.5	5.25

Measured in Purge Effluent	Measured in 'Concentrated' Area Prior to Sample Collection	Measured in 'Concentrated' Area Following Sample Collection	Measured in Sampling Train after Sampling
—	—	—	—

General Observations/Notes:

Storage Shelves + Crates
Foot traffic
Rear side room that contains Flamible Liquids Storage Cabinets barrels of Formic + isopropyl alcohol 70%

Approximating Sampling Train Volume (for purging):
When using 1¼-inch "Dummy Point" and a 6-inch sampling interval, the sampling space will have a volume of approximately 150 mL.
Each foot of ¼-inch tubing will have a volume of approximately 10 mL.

Sub-Slab Vapor Sample Collection Log

ARCADIS

Sample ID: SS-VMP6

Client:	Lockheed Martin	**Date/Day:**	1/24/11 / Monday
Project:	LMC Sub-Slab and indoor monitoring	**Weather:**	inside / Partly Sunny
Location:	Utica, NY	**Temperature:**	/ 5°
Project #:	NT001014.0001	**Wind Speed/Direction:**	—
Samplers:	Katie Bidwell	**Subcontractor:**	—
Logged By:	Katie Bidwell	**Equipment:**	—
Background PID Ambient Air Reading:	0.0	**Moisture Content of Sampling Zone (circle one):**	(Dry) / Moist
Sampling Depth:		**Approximate Volume of Sampling Train:**	120 mL
Time of Collection:	Start: 0853 Stop: 1653	**Approximate Purge Volume:**	240–360 mL

Nearby Groundwater Monitoring Wells/Water Levels:

Well ID	Depth to Groundwater (feet)		
PZ-5	9.08	PZ-9	8.14
PZ-6	9.40	PZ-10	9.10
PZ-7	9.09		

SUMMA Canister Information

Size (circle one): (1 L) 6 L

Canister ID: 317

Flow Controller ID: 436

Tracer Gas Information (if applicable)

Tracer Gas and Source of Tracer Gas: —

Canister Pressure (inches Hg):

Reported By Laboratory	Gauge Reading Prior to Sample Collection	Gauge Reading Following Sample Collection
	28.5	5.5

Measured in Purge Effluent	Measured in 'Concentrated' Area Prior to Sample Collection	Measured in 'Concentrated' Area Following Sample Collection	Measured in Sampling Train after Sampling
—	—	—	—

General Observations/Notes:

Fork Lift + foot traffic

Approximating Sampling Train Volume (for purging):
When using 1¼-inch "Dummy Point" and a 6-inch sampling interval, the sampling space will have a volume of approximately 150 mL.
Each foot of ¼-inch tubing will have a volume of approximately 10 mL.

Sub-Slab Vapor Sample Collection Log

ARCADIS

Sample ID: SS SVMP6A

Client:	Lockheed Martin	**Date/Day:**	1/24/11 / Monday
Project:	LMC Sub-Slab and indoor monitoring	**Weather:**	inside / Partly Sunny
Location:	Utica, NY	**Temperature:**	/ 50°
Project #:	NJ0010140001	**Wind Speed/Direction:**	—
Samplers:	Katie Bidwell	**Subcontractor:**	—
Logged By:	Katie Bidwell	**Equipment:**	—
Background PID Ambient Air Reading:	0.0	**Moisture Content of Sampling Zone (circle one):**	(Dry) / Moist
Sampling Depth:		**Approximate Volume of Sampling Train:**	120 mL
Time of Collection:	Start: 0840 Stop: 1610	**Approximate Purge Volume:**	~240 — 360 mL

Nearby Groundwater Monitoring Wells/Water Levels:

Well ID	Depth to Groundwater (feet)		
PZ-5	9.08	PZ-9	8.14
PZ-6	9.40	PZ-10	9.10
PZ-7	9.09		

SUMMA Canister Information

Size (circle one): (1 L) 6 L

Canister ID: 359

Flow Controller ID: 186

Tracer Gas Information (if applicable)

Tracer Gas and Source of Tracer Gas: —

Canister Pressure (inches Hg):

Reported By Laboratory	Gauge Reading Prior to Sample Collection	Gauge Reading Following Sample Collection
	30	5.5

Measured in Purge Effluent	Measured in 'Concentrated' Area Prior to Sample Collection	Measured in 'Concentrated' Area Following Sample Collection	Measured in Sampling Train after Sampling
—	—	—	—

General Observations/Notes:

Foot traffic near a doorway

Approximating Sampling Train Volume (for purging):
When using 1¼-inch "Dummy Point" and a 6-inch sampling interval, the sampling space will have a volume of approximately 150 mL.
Each foot of ¼-inch tubing will have a volume of approximately 10 mL.

Sub-Slab Vapor Sample Collection Log

Sample ID: SS VMP-7A

Client:	Lockheed Martin	**Date/Day:**	1/24/11 / Monday
Project:	LMC Sub-Slab and indoor monitoring	**Weather:**	inside / Partly Sunny / 5°
Location:	Utica, NY	**Temperature:**	
Project #:	NJ001014.0001	**Wind Speed/Direction:**	—
Samplers:	Katie Bidwell	**Subcontractor:**	—
Logged By:	Katie Bidwell	**Equipment:**	—
Background PID Ambient Air Reading:	0.0	**Moisture Content of Sampling Zone (circle one):**	(Dry) / Moist
Sampling Depth:		**Approximate Volume of Sampling Train:**	120 mL
Time of Collection:	Start: 0827 Stop: 1510	**Approximate Purge Volume:**	240 - 360 mL

Nearby Groundwater Monitoring Wells/Water Levels:

Well ID	Depth to Groundwater (feet)		
PZ-5	9.08	PZ-9	8.14
PZ-6	9.40	PZ-10	9.10
PZ-7	9.09		

SUMMA Canister Information

Size (circle one): (1 L) 6 L

Canister ID: 207

Flow Controller ID: 111

Tracer Gas Information (if applicable)

Tracer Gas and Source of Tracer Gas: —

Canister Pressure (inches Hg):		
Reported By Laboratory	**Gauge Reading Prior to Sample Collection**	**Gauge Reading Following Sample Collection**
	30+	6

Measured in Purge Effluent	Measured in 'Concentrated' Area Prior to Sample Collection	Measured in 'Concentrated' Area Following Sample Collection	Measured in Sampling Train after Sampling
—	—	—	—

General Observations/Notes:

Little foot traffic near a garbage can

Approximating Sampling Train Volume (for purging):
When using 1¼-inch "Dummy Point" and a 6-inch sampling interval, the sampling space will have a volume of approximately 150 mL.
Each foot of ¼-inch tubing will have a volume of approximately 10 mL.

Sub-Slab Vapor Sample Collection Log

ARCADIS

Sample ID: SS-VMP-7

Client:	Lockheed Martin	**Date/Day:**	1/24/11 / monday
Project:	LMC Sub-Slab and indoor monitoring	**Weather:**	inside / Partly Sunny 5°
Location:	Utica, NY	**Temperature:**	
Project #:	NJ0010149.0001	**Wind Speed/Direction:**	—
Samplers:	Katie Bidwell	**Subcontractor:**	—
Logged By:	Katie Bidwell	**Equipment:**	—
Background PID Ambient Air Reading:	0.0	**Moisture Content of Sampling Zone (circle one):**	(Dry) / Moist
Sampling Depth:		**Approximate Volume of Sampling Train:**	120 mL
Time of Collection:	Start: 0812 Stop: 1449	**Approximate Purge Volume:**	~240—360 mL

Nearby Groundwater Monitoring Wells/Water Levels:

Well ID	Depth to Groundwater (feet)		
PZ-5	9.08	PZ-9	8.14
PZ-6	9.40	PZ-10	9.10
PZ-7	9.09		

SUMMA Canister Information

Size (circle one): (1 L) 6 L

Canister ID: 275

Flow Controller ID: 143

Tracer Gas Information (if applicable)

Tracer Gas and Source of Tracer Gas: —

Canister Pressure (inches Hg):		
Reported By Laboratory	**Gauge Reading Prior to Sample Collection**	**Gauge Reading Following Sample Collection**
	30	5.5

Measured in Purge Effluent	Measured in 'Concentrated' Area Prior to Sample Collection	Measured in 'Concentrated' Area Following Sample Collection	Measured in Sampling Train after Sampling
—	—	—	—

General Observations/Notes:

Little foot traffic
a few desk + boxes are in the immediate area

Approximating Sampling Train Volume (for purging):
When using 1¼-inch "Dummy Point" and a 6-inch sampling interval, the sampling space will have a volume of approximately 150 mL.
Each foot of ¼-inch tubing will have a volume of approximately 10 mL.

ARCADIS

Appendix C

Analytical Laboratory Results

TO-15 Package Review Checklist

Client: Arcadis Project: Lockheed Martin NJ001014.0001 SDG: C1101035

		YES	NO	NA
Analytical Results	Present and Complete	√		
TIC's present	Present and Complete	√		
	Holding Times Met	√		

Comments:

Chain-of-Custody	Present and Complete	√		
Surrogate Recovery	Present and Complete	√		
	Recoveries within limits	√		
	Sample(s) reanalyzed		√	
Internal Standards Recovery	Present and Complete	√		
	Recoveries within limits		√	
	Sample(s) reanalyzed	√		

Comments: * SEE CASE NARRATIVE *

Lab Control Sample (LCS)	Present and Complete	√		
	Recoveries within limits	√		
Lab Control Sample Dupe (LCSD)	Present and Complete	√		
	Recoveries within limits		√	
MS/MSD	Present and Complete			√
	Recoveries within limits			√

Comments: * SEE CASE NARRATIVE *
* NO MS/MSD *

Sample Raw Data	Present and Complete	√		
	Spectra present for all samples	√		

Comments:

TO-15 Package Review Checklist

Client: Arcadis Project: Lockheed Martin NJD001014 SDG: C1101035 .0001

		YES	NO	NA
Standards Data				
Initial Calibration Summary	Present and Complete	✓	—	—
	Calibration(s) met criteria	✓	—	—
Continuing Calibration Summary	Present and Complete	✓	—	—
	Calibration(s) met criteria	—	✓	—
Standards Raw Data	Present and Complete	✓	—	—

Comments: * SEE CASE NARRATIVE *

Raw Quality Control Data				
Tune Criteria Report	Present and Complete	✓	—	—
Method Blank Data	MB Results <PQL	✓	—	—
	Associated results flagged "B"	—	—	✓
LCS sample data	Present and Complete	✓	—	—
LCSD sample data	Present and Complete	✓	—	—
MS/MSD sample data	Present and Complete	✓	—	—

Comments:

Logbooks				
Injection Log	Present and Complete	✓	—	—
Standards Log	Present and Complete	✓	—	—
Can Cleaning Log	Present and Complete	✓	—	—
	Raw Data Present	✓	—	—
Calculation sheet	Present and Complete	✓	—	—
IDL's	Present and Complete	✓	—	—
Bottle Order Form	Present and Complete	✓	—	—
Sample Tracking Form	Present and Complete	✓	—	—

Additional Comments:

Section Supervisor: [signature] Date: 3/7/11

QC Supervisor: [signature] Date: 3/7/11

ASP CAT B LIKE DELIVERABLE PACKAGE
Table of Contents

1. Package Review Check List

2. Case Narrative
   a. Corrective actions

3. Sample Summary Form

4. Sample Tracking History

5. Bottle Order

6. Analytical Results
   a. Form 1

7. Quality Control Summary
   a. QC Summary Report
   b. IS Summary Report
   c. MB Summary Report
   d. LCS Summary Report
   e. MSD Summary Report
   f. IDL's
   g. Calculation

8. Sample Data
   a. Form I and (if requested) TIC's
   b. Quantitation Report with Spectra

9. Standards Data
   a. Initial Calibration with Quant Report
   b. Continuing Calibration with Quant Report

10. Raw Data
   a. Tuning Data

11. Raw QC Data
   a. Method Blank
   b. LCS
   c. MS/MSD

12. Log Books
   a. Injection Log Book
   b. Standards Log Book
   c. QC Canister Log Book

CENTEK LABORATORIES, LLC

143 Midler Park Drive * Syracuse, NY 13206
Phone (315) 431-9730 * Emergency 24/7 (315) 416-2752
NYSDOH ELAP Certificate No. 11830

Analytical Report

Chris Motta
Arcadis
465 New Karner Road
First Floor
Albany, NY 12205

TEL: 518-452-7826
FAX 716-655-4307

Wednesday, February 02, 2011
Order No.: C1101035

RE: Lockheed Martin NJ001014.0001

Dear Chris Motta:

Centek Laboratories, LLC received 15 sample(s) on 1/26/2011 for the analyses presented in the following report.

I certify that this data package is in compliance with the terms and conditions of the Contract, both technically and for completeness. Release of the data contained in this hardcopy data package and/or in the computer readable data submitted has been authorized by the Laboratory Manager or his designee, as verified by the following signature.

Centek Laboratories performs all analyses according to EPA, NIOSH or OSHA-approved analytical methods. Centek Laboratories is dedicated to providing quality analyses and exceptional customer service. All method blanks, laboratory spikes, and/or matrix spikes met quality assurance objective except as indicated in the case narrative. All samples were received and analyzed within the EPA recommended holding times. Test results are not Method Blank (MB) corrected for contamination.

We do our best to make our reporting format clear and understandable and hope you are thoroughly satisfied with our services. Please contact your client service representative at (315) 431-9730 or myself, if you would like any additional information regarding this report.

Thank you for using Centek Laboratories. This report can not be reproduced except in its entirety, without prior written authorization.

Sincerely,

Russell J. Pellegrino
Technical Director

Disclaimer: The test results and procedures utilized, and laboratory interpretations of the data obtained by Centek as contained in this report are believed by Centek to be accurate and reliable

for sample(s) tested. In accepting this report, the customer agrees that the full extent of any and all liability for actual and consequential damages of Centek for the services performed shall be equal to the fee charged to the customer for the services as liquidated damages.

Centek Laboratories, LLC Terms and Conditions

Sample Submission

All samples sent to Centek Laboratories should be accompanied by our Request for Analysis Form or Chain of Custody Form. A Chain of Custody will be provided with each order shipped for all sampling events, or if needed, one is available at our website www.CentekLabs.com. Samples received after 3:00pm are considered to be a part of the next day's business.

Sample Media

Samples can be collected in an canister or a Tedlar bag. Depending on your analytical needs, Centek Laboratories may receive a bulk, liquid, soil or other matrix sample for headspace analysis.

Blanks

Every sample is run with a surrogate or tracer compound at a pre-established concentration. The surrogate compound run with each sample is used as a standard to measure the performance of each run of the instrument. If required, a Minican can be provided containing nitrogen to be run as a trip blank with your samples.

Sampling Equipment

Centek Laboratories will be happy to provide the canisters to carry-out your sampling event at no charge. The necessary accessories, such as regulators, tubing or personal sampling belts, are also provided to meet your sampling needs. The customer is responsible for all shipping charges to the client's destination and return shipping to the laboratory. Client assumes all responsibility for lost, stolen and any dameges of equipment.

Turn Around time (TAT)

Centek Laboratories will provide results to its clients in one business-week by 6:00pm EST after receipt of samples. For example, if samples are received on a Monday they are due on the following Monday by 6:00pm EST. Results are faxed or emailed to the requested location indicated on the Chain of Custody. Non-routine analysis may require more than the one business-week turnaround time. Please confirm non-routine sample turnaround times.

Reporting

Results are emailed or faxed at no additional charge. A hard copy of the result report is mailed within 24 hours of the faxing or emailing of your results. Cat "B" like packages are within 3-4 weeks from time of analysis. Standard Electronic Disk Deliverables (EDD) is also available at no additional charge.

Payment Terms

Payment for all purchases shall be due within 30 days from date of invoice. The client agrees to pay a finance charge of 1.5% per month on the overdue balance and cost of collection, including attorney fees, if collection proceedings are necessary. You must have a completed credit application on file to extend credit. Purchase orders or checks information must be submitted for us to release results

Rush Turnaround Samples

Expedited turn around times is available. Please confirm rush turnaround times with Client Services before submitting samples.

Applicable Surcharges for Rush Turnaround Samples:
Same day TAT = 200%
Next business day TAT by Noon = 150%
Next business day TAT by 6:00pm = 100%
Second business day TAT by 6:00pm = 75%
Third business day TAT by 6:00pm = 50%
Fourth business day TAT by 6:00pm = 35%
Fifth business day = Standard

Statement of Confidentiality

Centek Laboratories, LLC is aware of the importance of the confidentiality of results to many of our clients. Your name and data will be held in the strictest of confidence. We will not accept business that may constitute a conflict of interest. We commonly sign Confidential Nondisclosure Agreements with clients prior to beginning work. All research, results and reports will be kept strictly confidential. Secrecy Agreements and Disclosure Statements will be signed for the client if so specified. Results will be provided only to the addressee specified on the Chain of Custody Form submitted with the samples unless law requires release. Written permission is required from the addressee to release results to any other party.

Limitation on Liability

Centek Laboratories, LLC warrants the test results to be accurate to the methodology and sample type for each sample submitted to Centek Laboratories, LLC. In no event shall Centek Laboratories, LLC be liable for direct, indirect, special, punitive, incidental, exemplary or consequential damages, or any damages whatsoever, even if Centek Laboratories, LLC has been previously advised of the possibility of such damages whether in an action under contract, negligence, or any other theory, arising out of or in connection with the use, inability to use or performance of the information, services, products and materials available from the laboratory or this site. These limitations shall apply notwithstanding any failure of essential purpose of any limited remedy. Because some jurisdictions do not allow limitations on how long an implied warranty lasts, or the exclusion or limitation of liability for consequential or incidental damages, the above limitations may not apply to you. This is a comprehensive limitation of liability that applies to all damages of any kind, including (without limitation) compensatory, direct, indirect or consequential damages, loss of data, income or profit and or loss of or damage to property and claims of third parties.

CENTEK LABORATORIES, LLC

Date: *24-Feb-11*

CLIENT: Arcadis
Project: Lockheed Martin NJ001014.0001
Lab Order: C1101035

CASE NARRATIVE

All method blanks, laboratory spikes, and/or matrix spikes met quality assurance objective except as indicated in the corrective action report(s). All samples were received and analyzed within the EPA recommended holding times. Test results are not Method Blank (MB) corrected for contamination. Samples were analyzed using the methods outlined in the following references:

Compendium of Methods for the Determination of Toxic Organic Compounds, Compendium Method TO-15, January 1999.

See Corrective Action: [2094] CC did not meet criteria.
See Corrective Action: [2095] LCSD did not meet criteria.
See Corrective Action: [2096] IS did not meet criteria.
See Corrective Action: [2097] LCSD did not meet criteria.
See Corrective Action: [2098] CC did not meet criteria.
See Corrective Action: [2099] LCSD did not meet criteria.

Centek Laboratories, LLC

Corrective Action Report

Date Initiated: 26-Jan-11 **Corrective Action Report ID:** 2094

Initiated By: Leo Lucisano **Department:** MSVOA

Corrective Action Description

CAR Summary: CC did not meet criteria.

Description of Nonconformance: Continuing calibration did not meet criteria on 01/26/11 for 1,2,4-trichlorobenzene. The compound in question was more sensitive. However, the compound in question was not detected for the associated samples. The results would have been biased high. All other QC met criteria.

Description of Corrective Action: Since the compound of interest was not detected for the associated samples and the results would have been biased high , no corrective action taken at this time. If results continue to be outside established limits then recalibrate system. All sets of data submitted.

Performed By: Leo Lucisano **Completion Date:** 27-Jan-11

Client Notification

Client Notification Required: No **Notified By:**

Comment:

Quality Assurance Review

Nonconformance Type: Deficiency

Further Action required by QA: At this time no further corrective action taken. If results continue to be outside acceptable limits than recalibrate system. All sets of data submitted.

Approval and Closure

Technical Director / Deputy Tech. Dir.: Russell Pellegrino Close Date: 28-Jan-11

QA Officer Approval: Nick Scala QA Date: 27-Jan-11

Last Updated BY LEO Updated: 24-Feb-2011 3:34 PM Reported 24-Feb-2011 3:34 PM

Centek Laboratories, LLC

Corrective Action Report

Date Initiated: 26-Jan-11 **Corrective Action Report ID:** 2095

Initiated By: Leo Lucisano **Department:** MSVOA

Corrective Action Description

CAR Summary: LCSD did not meet criteria.

Description of Nonconformance: BLCSD1UG-012611 did not meet criteria for heptane RPD. The compound was more sensitive. All other QC met criteria.

Description of Corrective Action: Even though the RPD did not meet criteria, the % recovery did meet criteria. Since all other QC met criteria for the compound of interest, no corrective action taken at this time. All sets of data submitted.

Performed By: Leo Lucisano **Completion Date:** 27-Jan-11

Client Notification

Client Notification Required: No **Notified By:**

Comment:

Quality Assurance Review

Nonconformance Type: Deficiency

Further Action required by QA: At this time no further corrective action taken. All sets of data submitted.

Approval and Closure

Technical Director / Deputy Tech. Dir.: Russell Pellegrino Close Date: 28-Jan-11

QA Officer Approval: Nick Scala QA Date: 27-Jan-11

Last Updated BY LEO Updated: 24-Feb-2011 3:38 PM Reported 24-Feb-2011 3:38 PM

Centek Laboratories, LLC

Corrective Action Report

Date Initiated: 27-Jan-11 **Corrective Action Report ID:** 2096

Initiated By: Leo Lucisano **Department:** MSVOA

Corrective Action Description

CAR Summary: IS did not meet criteria.

Description of Nonconformance: IS was low and did not meet criteria for samples C1101035-002DL320, 007DL320 & 009DL40. This is most likely due to matrix.

Description of Corrective Action: Samples were analyzed at a higher concentration with criteria being met. All sets of data submitted.

Performed By: Leo Lucisano **Completion Date:** 28-Jan-11

Client Notification

Client Notification Required: No **Notified By:**

Comment:

Quality Assurance Review

Nonconformance Type: Deficiency

Further Action required by QA: No further corrective action taken at this time. All sets of data submitted.

Approval and Closure

Technical Director / Deputy Tech. Dir.: Russell Pellegrino **Close Date:** 29-Jan-11

QA Officer Approval: Nick Scala **QA Date:** 28-Jan-11

Last Updated BY LEO Updated: 24-Feb-2011 3:45 PM Reported 24-Feb-2011 3:45 PM

Centek Laboratories, LLC

Corrective Action Report

Date Initiated: 27-Jan-11 **Corrective Action Report ID:** 2097

Initiated By: Leo Lucisano **Department:** MSVOA

Corrective Action Description

CAR Summary: LCSD did not meet criteria.

Description of Nonconformance: BLCSD1UG-012711 did not meet criteria for several RPD's. Also, the % recoveries of 1,2,4-trichlorobenzene & hexachloro-1,3-butadiene were low. All other QC met criteria for the compounds of interest. The LCS 6 Liter canister was independent of the 6 Liter continuing calibration canister.

Description of Corrective Action: Since all other QC met criteria for the compounds of interest and the LCS 6 Liter canister was independent of the 6 Liter continuing calibration canister, no corrective action taken at this time. If results continue to be outside established limits then recalibrate system. All sets of data submitted.

Performed By: Leo Lucisano **Completion Date:** 28-Jan-11

Client Notification

Client Notification Required: No **Notified By:**

Comment:

Quality Assurance Review

Nonconformance Type: Deficiency

Further Action required by QA: At this time no further corrective action taken. If results continue to be outside acceptable limits than recalibrate system. All sets of data submitted.

Approval and Closure

Technical Director / Deputy Tech. Dir.: Russell Pellegrino Close Date: 29-Jan-11

QA Officer Approval: Nick Scala QA Date: 28-Jan-11

Last Updated BY LEO Updated: 24-Feb-2011 3:58 PM Reported 24-Feb-2011 3:58 PM

Centek Laboratories, LLC

Corrective Action Report

Date Initiated: 28-Jan-11 **Corrective Action Report ID:** 2098

Initiated By: Leo Lucisano **Department:** MSVOA

Corrective Action Description

CAR Summary: CC did not meet criteria.

Description of Nonconformance: Continuing calibration did not meet criteria on 01/28/10 for benzyl chloride & propylene. The compounds in question were less sensitive. However, the compounds in question were not needed for the associated sample dilutions. All other QC met criteria.

Description of Corrective Action: Since the compounds in question were not needed for the associated sample dilutions and all other QC met criteria, no corrective action taken at this time. If results continue to be outside established limits then recalibrate system. All sets of data submitted.

Performed By: Leo Lucisano **Completion Date:** 29-Jan-11

Client Notification

Client Notification Required: No **Notified By:**

Comment:

Quality Assurance Review

Nonconformance Type: Deficiency

Further Action required by QA: At this time no further corrective action taken. If results continue to be outside acceptable limits than recalibrate system. All sets of data submitted.

Approval and Closure

Technical Director / Deputy Tech. Dir.: Russell Pellegrino Close Date: 30-Jan-11

QA Officer Approval: Nick Scala QA Date: 29-Jan-11

Last Updated BY LEO Updated: 24-Feb-2011 4:06 PM Reported 24-Feb-2011 4:06 PM

Centek Laboratories, LLC

Corrective Action Report

Date Initiated: 28-Jan-11
Corrective Action Report ID: 2099
Initiated By: Leo Lucisano
Department: MSVOA

Corrective Action Description

CAR Summary: LCSD did not meet criteria.

Description of Nonconformance: BLCSD1UG-012811 did not meet criteria for several RPD's. Also, the % recoveries of freon 12 & propylene were low. However, the compounds in question were not needed for the associated sample dilutions. The LCS 6 Liter canister was independent of the 6 Liter continuing calibration canister.

Description of Corrective Action: Since the compounds in question were not needed for the associated sample dilutions and the LCS 6 Liter canister was independent of the 6 Liter continuing calibration canister, no corrective action taken at this time. The next sample analysis will require a new LCS stock standard and possibly a new system calibration. All sets of data submitted.

Performed By: Leo Lucisano
Completion Date: 29-Jan-11

Client Notification

Client Notification Required: No
Notified By:

Comment:

Quality Assurance Review

Nonconformance Type: Deficiency

Further Action required by QA: At this time no further corrective action taken. The next sequence of samples will require a new LCS stock standard. The system may also require an initial calibration. All sets of data submitted.

Approval and Closure

Technical Director / Deputy Tech. Dir.: Russell Pellegrino
Close Date: 30-Jan-11

QA Officer Approval: Nick Scala
QA Date: 29-Jan-11

Last Updated BY LEO
Updated: 24-Feb-2011 4:16 PM
Reported 24-Feb-2011 4:16 PM

ARCADIS

Laboratory Task Order No./P.O. No. _____

CHAIN-OF-CUSTODY RECORD

Project Number/Name NJ000614.0001 / Lockheed Martin

Project Location Utica NY

Laboratory CenTek Labs

Project Manager Chris Motta

Sampler(s)/Affiliation Katie Bidwell

Sample ID/Location	Matrix	Date/Time Sampled	Lab ID	Canister ID	Flow controller ID	Gauge Reading Prior to Sample Collection	Gauge Reading Following Sample Collection	ANALYSIS / METHOD / SIZE: TO-15	Start Time	End Time	Remarks	Total
IA - VMP 6	A	1/24/2011	229	452	27.5	3.0	X	0854	1325	Questions?	
IA - VMP 7A	A	1/24/2011	564	382	29.0	5.25	X	0829	1443	Call Jeff	
SS - VMP 7	A	1/24/2011	275	143	30.0	5.5	X	0812	1449	Bonstee L @	
SS - VMP 7A	A	1/24/2011	207	111	30.0+	6.0	X	0827	1510	518 452 7826	
IA - VMP 7	A	1/24/2011	101	292	28.0	5.5	X	0814	1536		
SS - VMP 6A	A	1/24/2011	359	186	30.0	5.5	X	0840	1610		
IA - VMP 6A	A	1/24/2011	191	69	28.5	12.0	X	0843	1643		
SS - VMP 6	A	1/24/2011	317	436	28.5	5.5	X	0853	1653		
IA - VMP 3B	A	1/24/2011	1106	395	30.0+	5.0	X	0930	1704		
SS - VMP 3B	A	1/24/2011	479	123	30.0	5.5	X	0927	1727		
SS - VMP 3E	A	1/24/2011	193	405	30.0	11	X	0939	1739		
IA - VMP 3E	A	1/24/2011	422	56	29.5	6.0	X	0943	1743		
SS - VMP 5B	A	1/25/2011	418	277	28.5	5.25	X	0729	1301		
SS - VMP 3A	A	1/25/2011	463	399	28.0	5.50	X	0720	1350		
IA - VMP 3A	A	1/25/2011	544	278	28.5	5.25	X	0723	1353		
										Total No. of Bottles/ Containers	34

Sample Matrix: L = Liquid; S = Solid; A = Air

				Seal Intact?
Relinquished by: Katie Bidwell	Organization: Arcadis	Date 1/25/2011	Time 1815	Yes No N/A
Received by: David Linde	Organization: Centek Labs	Date 1/25/2011	Time 1915	
Relinquished by: _____	Organization: _____	Date / /	Time _____	Seal Intact?
Received by: Jan Soale	Organization: _____	Date / /	Time _____	Yes No N/A

Special Instructions/Remarks: ASP B / EPA Level IV 1 ug/m3 + TCE .25

C1101035

Delivery Method: ☑ In Person ☐ Common Carrier _____ SPECIFY ☐ Lab Courier ☐ Other _____ SPECIFY

AG 05-12/01

Page 14 of 637

Centek Laboratories, LLC

Centek Laboratories, LLC

Sample Receipt Checklist

Client Name ARCADIS - ALBANY

Date and Time Receive 1/26/2011

Work Order Numbe C1101035

Received by JDS

Checklist completed by _____ 1/26/11 (Signature / Date)

Reviewed by _____ 1/26/11 (Initials / Date)

Matrix:

Carrier name Courier (Centek)

Shipping container/cooler in good condition?	Yes ☑	No ☐	Not Presen ☐
Custody seals intact on shippping container/cooler?	Yes ☐	No ☐	Not Presen ☑
Custody seals intact on sample bottles?	Yes ☐	No ☐	Not Presen ☑
Chain of custody present?	Yes ☑	No ☐	
Chain of custody signed when relinquished and received?	Yes ☑	No ☐	
Chain of custody agrees with sample labels?	Yes ☑	No ☐	
Samples in proper container/bottle?	Yes ☑	No ☐	
Sample containers intact?	Yes ☑	No ☐	
Sufficient sample volume for indicated test?	Yes ☑	No ☐	
All samples received within holding time?	Yes ☑	No ☐	
Container/Temp Blank temperature in compliance?	Yes ☑	No ☐	
Water - VOA vials have zero headspace?	No VOA vials submitted ☑	Yes ☐	No ☐
Water - pH acceptable upon receipt?	Yes ☐	No ☑	

Adjusted? _____ Checked b _____

Any No and/or NA (not applicable) response must be detailed in the comments section be

Client contacted _____ Date contacted: _____ Person contacted _____

Contacted by: _____ Regarding: _____

Comments: _____

Corrective Action _____

CENTEK LABORATORIES, LLC

Date: *22-Feb-11*

CLIENT: Arcadis
Project: Lockheed Martin NJ001014.0001
Lab Order: C1101035

Work Order Sample Summary

Lab Sample ID	Client Sample ID	Tag Number	Collection Date	Date Received
C1101035-001A	IA-VMP6	229,452	1/24/2011	1/26/2011
C1101035-002A	IA-VMP 7A	564,382	1/24/2011	1/26/2011
C1101035-003A	SS-VMP 7	275,143	1/24/2011	1/26/2011
C1101035-004A	SS-VMP 7A	207,111	1/24/2011	1/26/2011
C1101035-005A	IA-VMP 7	101,292	1/24/2011	1/26/2011
C1101035-006A	SS-VMP 6A	359,186	1/24/2011	1/26/2011
C1101035-007A	IA-VMP 6A	191,69	1/24/2011	1/26/2011

CLIENT:	Arcadis
Project:	Lockheed Martin NJ001014.0001
Lab Order:	C1101035

Work Order Sample Summary

Lab Sample ID	Client Sample ID	Tag Number	Collection Date	Date Received
C1101035-008A	SS-VMP 6	317,436	1/24/2011	1/26/2011
C1101035-009A	IA-VMP 3B	106,395	1/24/2011	1/26/2011
C1101035-010A	SS-VMP 3B	479,123	1/24/2011	1/26/2011
C1101035-011A	SS-VMP 3E	193,405	1/24/2011	1/26/2011
C1101035-012A	IA-VMP 3E	422,56	1/24/2011	1/26/2011
C1101035-013A	SS-VMP 5B	418,277	1/25/2011	1/26/2011
C1101035-014A	SS-VMP 3A	463,399	1/25/2011	1/26/2011
C1101035-015A	IA-VMP 3A	544,278	1/25/2011	1/26/2011

Sample ID:	Action:	ActionDate:	Person:	NewLocation:
C1101035-001A	Login	1/26/2011 11:01:49 AM	jans	Sample Log In
C1101035-011A	Login	1/26/2011 11:09:08 AM	jans	Sample Log In
C1101035-015A	Login	1/26/2011 11:09:08 AM	jans	Sample Log In
C1101035-014A	Login	1/26/2011 11:09:08 AM	jans	Sample Log In
C1101035-012A	Login	1/26/2011 11:09:08 AM	jans	Sample Log In
C1101035-010A	Login	1/26/2011 11:09:08 AM	jans	Sample Log In
C1101035-009A	Login	1/26/2011 11:09:08 AM	jans	Sample Log In
C1101035-008A	Login	1/26/2011 11:09:08 AM	jans	Sample Log In
C1101035-007A	Login	1/26/2011 11:09:08 AM	jans	Sample Log In
C1101035-006A	Login	1/26/2011 11:09:08 AM	jans	Sample Log In
C1101035-005A	Login	1/26/2011 11:09:08 AM	jans	Sample Log In
C1101035-004A	Login	1/26/2011 11:09:08 AM	jans	Sample Log In
C1101035-003A	Login	1/26/2011 11:09:08 AM	jans	Sample Log In
C1101035-002A	Login	1/26/2011 11:09:08 AM	jans	Sample Log In
C1101035-013A	Login	1/26/2011 11:09:08 AM	jans	Sample Log In
C1101035-007A	Transfer	1/26/2011 1:35:58 PM	ADM	GC/MS Lab
C1101035-015A	Transfer	1/26/2011 1:35:58 PM	ADM	GC/MS Lab
C1101035-014A	Transfer	1/26/2011 1:35:58 PM	ADM	GC/MS Lab
C1101035-013A	Transfer	1/26/2011 1:35:58 PM	ADM	GC/MS Lab
C1101035-012A	Transfer	1/26/2011 1:35:58 PM	ADM	GC/MS Lab
C1101035-011A	Transfer	1/26/2011 1:35:58 PM	ADM	GC/MS Lab
C1101035-010A	Transfer	1/26/2011 1:35:58 PM	ADM	GC/MS Lab
C1101035-006A	Transfer	1/26/2011 1:35:58 PM	ADM	GC/MS Lab
C1101035-005A	Transfer	1/26/2011 1:35:58 PM	ADM	GC/MS Lab
C1101035-004A	Transfer	1/26/2011 1:35:58 PM	ADM	GC/MS Lab
C1101035-003A	Transfer	1/26/2011 1:35:58 PM	ADM	GC/MS Lab
C1101035-002A	Transfer	1/26/2011 1:35:58 PM	ADM	GC/MS Lab
C1101035-001A	Transfer	1/26/2011 1:35:58 PM	ADM	GC/MS Lab
C1101035-008A	Transfer	1/26/2011 1:35:58 PM	ADM	GC/MS Lab
C1101035-009A	Transfer	1/26/2011 1:35:58 PM	ADM	GC/MS Lab
C1101035-003A	Mark as Consumed	1/30/2011 9:04:06 AM	ADM	Consumed
C1101035-014A	Mark as Consumed	1/30/2011 9:04:06 AM	ADM	Consumed
C1101035-013A	Mark as Consumed	1/30/2011 9:04:06 AM	ADM	Consumed
C1101035-012A	Mark as Consumed	1/30/2011 9:04:06 AM	ADM	Consumed
C1101035-011A	Mark as Consumed	1/30/2011 9:04:06 AM	ADM	Consumed
C1101035-010A	Mark as Consumed	1/30/2011 9:04:06 AM	ADM	Consumed
C1101035-009A	Mark as Consumed	1/30/2011 9:04:06 AM	ADM	Consumed
C1101035-008A	Mark as Consumed	1/30/2011 9:04:06 AM	ADM	Consumed
C1101035-007A	Mark as Consumed	1/30/2011 9:04:06 AM	ADM	Consumed
C1101035-006A	Mark as Consumed	1/30/2011 9:04:06 AM	ADM	Consumed
C1101035-004A	Mark as Consumed	1/30/2011 9:04:06 AM	ADM	Consumed
C1101035-002A	Mark as Consumed	1/30/2011 9:04:06 AM	ADM	Consumed
C1101035-001A	Mark as Consumed	1/30/2011 9:04:06 AM	ADM	Consumed
C1101035-015A	Mark as Consumed	1/30/2011 9:04:06 AM	ADM	Consumed
C1101035-005A	Mark as Consumed	1/30/2011 9:04:06 AM	ADM	Consumed

CENTEK LABORATORIES, LLC
Air Quality Testing...It's a Gas
143 Midler Park Drive * Syracuse, NY 13206
TEL: 315-431-9730 * FAX: 315-431-9731

CANISTER ORDER

2141

24-Feb-11

SHIPPED TO:

Company: Arcadis
Contact: Katie Bidwell
Address: 465 New Karner Road
First Floor
Albany, NY 12205
Phone: 518-452-7826
Quote ID: 0
Project:

Submitted By:

Ship Date: 1/18/2011
VIA: FedEx
Due Date: 1/20/2011

Bottle Code	Bottle Type	TEST(s)	QTY
MC1000CC	1L Mini-Can	1ug/m3 w/ 0.25ug/M3 CT-TCE-VC	35

Can / Reg ID	Description
44	Time-Set Reg
59	Time-Set Reg - 540
92	1L Mini-Can - 1103
93	1L Mini-Can - 1109
554	1L Mini-Can - 122
448	Time-Set Reg - 827
463	1L Mini-Can - 1366
475	1L Mini-Can - 1377
544	1L Mini-Can - 112
415	1L Mini-Can
441	Time-Set Reg - 820
447	Time-Set Reg - 826
386	Time-Set Reg - 760
400	Time-Set Reg - 779
401	Time-Set Reg - 780
363	1L Mini-Can - 1312
375	Time-Set Reg - 749
381	Time-Set Reg - 755
299	Time-Set Reg - 722
303	Time-Set Reg - 726
325	1L Mini-Can - 1288
348	1L Mini-Can - 1270
259	Time-Set Reg - 697
263	Time-Set Reg - 838R
281	Time-Set Reg - 637
226	1L Mini-Can - 1188
234	1L Mini-Can - 1165
242	1L Mini-Can - 1174
255	Time-Set Reg - 693
358	1L Mini-Can - 1307
197	1L Mini-Can - 1152
201	1L Mini-Can - 1156
131	1L Mini-Can - 1079

SHIPPED TO:

Company:	Arcadis	Submitted By:	
Contact:	Katie Bidwell		
Address:	465 New Karner Road First Floor Albany, NY 12205		
Phone:	518-452-7826	Ship Date:	1/18/2011
		VIA:	FedEx
Quote ID:	0	Due Date:	1/20/2011
Project:			

Bottle Code	Bottle Type	TEST(s)	QTY
147	Time-Set Reg - 642		
157	1L Mini-Can - 1127		
163	1L Mini-Can - 1133		
170	1L Mini-Can - 1141		
171	1L Mini-Can - 1142		
177	Time-Set Reg - 660		
111	Time-Set Reg - 586		
123	Time-Set Reg - 627		
278	Time-Set Reg - 634		
143	Time-Set Reg - 638		
207	1L Mini-Can - 1162		
186	Time-Set Reg - 657		
191	1L Mini-Can - 1146		
275	1L Mini-Can - 7259		
353	1L Mini-Can - 1302		
382	Time-Set Reg - 756		
292	Time-Set Reg - 715		
399	Time-Set Reg - 778		
452	Time-Set Reg - 831		
564	1L Mini-Can - 135		
69	Time-Set Reg - 549		
56	Time-Set Reg - 537		
479	1L Mini-Can - 1381		
418	1L Mini-Can - 1342		
422	1L Mini-Can - 1349		
436	Time-Set Reg - 815		
317	1L Mini-Can - 1280		
405	Time-Set Reg - 784		
395	Time-Set Reg - 774		
277	Time-Set Reg - 633		
228	1L Mini-Can - 1190		
229	1L Mini-Can - 1191		
193	1L Mini-Can - 1148		
359	1L Mini-Can - 1308		
101	1L Mini-Can - 1101		
106	1L Mini-Can - 1056		

Comments: 35 1L @ 8hrs. Include metal T and duplicate regulator, include trip blank. Katie needs equipment delivered to Arcadis - Albany office by Friday 1/21/11. WAC 011311, 011811A, Reference Lab Work Order C1001026 for previous sampling at same site.

GC/MS VOLATILES-WHOLE AIR

METHOD TO-15

ANALYTICAL RESULTS

Centek Laboratories, LLC

Date: *22-Feb-11*

CLIENT:	Arcadis	**Client Sample ID:**	IA-VMP6
Lab Order:	C1101035	**Tag Number:**	229,452
Project:	Lockheed Martin NJ001014.0001	**Collection Date:**	1/24/2011
Lab ID:	C1101035-001A	**Matrix:**	AIR

Analyses	Result	**Limit	Qual	Units	DF	Date Analyzed
FIELD PARAMETERS		FLD				Analyst:
Lab Vacuum In	-3			"Hg		1/26/2011
Lab Vacuum Out	-30			"Hg		1/26/2011
1UG/M3 W/ 0.25UG/M3 CT-TCE-VC		TO-15				Analyst: LL
1,1,1-Trichloroethane	< 0.15	0.15		ppbV	1	1/26/2011 4:26:00 PM
1,1,2,2-Tetrachloroethane	< 0.15	0.15		ppbV	1	1/26/2011 4:26:00 PM
1,1,2-Trichloroethane	< 0.15	0.15		ppbV	1	1/26/2011 4:26:00 PM
1,1-Dichloroethane	< 0.15	0.15		ppbV	1	1/26/2011 4:26:00 PM
1,1-Dichloroethene	< 0.15	0.15		ppbV	1	1/26/2011 4:26:00 PM
1,2,4-Trichlorobenzene	< 0.15	0.15		ppbV	1	1/26/2011 4:26:00 PM
1,2,4-Trimethylbenzene	0.31	0.15		ppbV	1	1/26/2011 4:26:00 PM
1,2-Dibromoethane	< 0.15	0.15		ppbV	1	1/26/2011 4:26:00 PM
1,2-Dichlorobenzene	< 0.15	0.15		ppbV	1	1/26/2011 4:26:00 PM
1,2-Dichloroethane	< 0.15	0.15		ppbV	1	1/26/2011 4:26:00 PM
1,2-Dichloropropane	< 0.15	0.15		ppbV	1	1/26/2011 4:26:00 PM
1,3,5-Trimethylbenzene	< 0.15	0.15		ppbV	1	1/26/2011 4:26:00 PM
1,3-butadiene	< 0.15	0.15		ppbV	1	1/26/2011 4:26:00 PM
1,3-Dichlorobenzene	< 0.15	0.15		ppbV	1	1/26/2011 4:26:00 PM
1,4-Dichlorobenzene	1.2	0.15		ppbV	1	1/26/2011 4:26:00 PM
1,4-Dioxane	< 0.30	0.30		ppbV	1	1/26/2011 4:26:00 PM
2,2,4-trimethylpentane	< 0.15	0.15		ppbV	1	1/26/2011 4:26:00 PM
4-ethyltoluene	< 0.15	0.15		ppbV	1	1/26/2011 4:26:00 PM
Acetone	11	3.0		ppbV	10	1/27/2011 3:39:00 PM
Allyl chloride	< 0.15	0.15		ppbV	1	1/26/2011 4:26:00 PM
Benzene	0.37	0.15		ppbV	1	1/26/2011 4:26:00 PM
Benzyl chloride	< 0.15	0.15		ppbV	1	1/26/2011 4:26:00 PM
Bromodichloromethane	< 0.15	0.15		ppbV	1	1/26/2011 4:26:00 PM
Bromoform	< 0.15	0.15		ppbV	1	1/26/2011 4:26:00 PM
Bromomethane	< 0.15	0.15		ppbV	1	1/26/2011 4:26:00 PM
Carbon disulfide	0.14	0.15	J	ppbV	1	1/26/2011 4:26:00 PM
Carbon tetrachloride	0.060	0.040		ppbV	1	1/26/2011 4:26:00 PM
Chlorobenzene	< 0.15	0.15		ppbV	1	1/26/2011 4:26:00 PM
Chloroethane	< 0.15	0.15		ppbV	1	1/26/2011 4:26:00 PM
Chloroform	< 0.15	0.15		ppbV	1	1/26/2011 4:26:00 PM
Chloromethane	0.34	0.15		ppbV	1	1/26/2011 4:26:00 PM
cis-1,2-Dichloroethene	< 0.15	0.15		ppbV	1	1/26/2011 4:26:00 PM
cis-1,3-Dichloropropene	< 0.15	0.15		ppbV	1	1/26/2011 4:26:00 PM
Cyclohexane	0.43	0.15		ppbV	1	1/26/2011 4:26:00 PM
Dibromochloromethane	< 0.15	0.15		ppbV	1	1/26/2011 4:26:00 PM
Ethyl acetate	< 0.25	0.25		ppbV	1	1/26/2011 4:26:00 PM

Qualifiers:

**	Reporting Limit	.	Results reported are not blank corrected
B	Analyte detected in the associated Method Blank	E	Value above quantitation range
H	Holding times for preparation or analysis exceeded	J	Analyte detected at or below quantitation limits
JN	Non-routine analyte. Quantitation estimated.	ND	Not Detected at the Reporting Limit
S	Spike Recovery outside accepted recovery limits		

Centek Laboratories, LLC

Date: *22-Feb-11*

CLIENT:	Arcadis	**Client Sample ID:**	IA-VMP6
Lab Order:	C1101035	**Tag Number:**	229,452
Project:	Lockheed Martin NJ001014.0001	**Collection Date:**	1/24/2011
Lab ID:	C1101035-001A	**Matrix:**	AIR

Analyses	Result	**Limit	Qual	Units	DF	Date Analyzed
1UG/M3 W/ 0.25UG/M3 CT-TCE-VC		TO-15				Analyst: LL
Ethylbenzene	0.13	0.15	J	ppbV	1	1/26/2011 4:26:00 PM
Freon 11	0.25	0.15		ppbV	1	1/26/2011 4:26:00 PM
Freon 113	< 0.15	0.15		ppbV	1	1/26/2011 4:26:00 PM
Freon 114	< 0.15	0.15		ppbV	1	1/26/2011 4:26:00 PM
Freon 12	0.47	0.15		ppbV	1	1/26/2011 4:26:00 PM
Heptane	0.82	0.15		ppbV	1	1/26/2011 4:26:00 PM
Hexachloro-1,3-butadiene	< 0.15	0.15		ppbV	1	1/26/2011 4:26:00 PM
Hexane	0.74	0.15		ppbV	1	1/26/2011 4:26:00 PM
Isopropyl alcohol	430	96		ppbV	640	1/27/2011 11:41:00 PM
m&p-Xylene	0.29	0.30	J	ppbV	1	1/26/2011 4:26:00 PM
Methyl Butyl Ketone	< 0.30	0.30		ppbV	1	1/26/2011 4:26:00 PM
Methyl Ethyl Ketone	1.0	0.30		ppbV	1	1/26/2011 4:26:00 PM
Methyl Isobutyl Ketone	< 0.30	0.30		ppbV	1	1/26/2011 4:26:00 PM
Methyl tert-butyl ether	< 0.15	0.15		ppbV	1	1/26/2011 4:26:00 PM
Methylene chloride	200	96		ppbV	640	1/27/2011 11:41:00 PM
o-Xylene	0.13	0.15	J	ppbV	1	1/26/2011 4:26:00 PM
Propylene	< 0.15	0.15		ppbV	1	1/26/2011 4:26:00 PM
Styrene	< 0.15	0.15		ppbV	1	1/26/2011 4:26:00 PM
Tetrachloroethylene	< 0.15	0.15		ppbV	1	1/26/2011 4:26:00 PM
Tetrahydrofuran	2.7	1.5		ppbV	10	1/27/2011 3:39:00 PM
Toluene	1.7	1.5		ppbV	10	1/27/2011 3:39:00 PM
trans-1,2-Dichloroethene	< 0.15	0.15		ppbV	1	1/26/2011 4:26:00 PM
trans-1,3-Dichloropropene	< 0.15	0.15		ppbV	1	1/26/2011 4:26:00 PM
Trichloroethene	0.23	0.040		ppbV	1	1/26/2011 4:26:00 PM
Vinyl acetate	< 0.15	0.15		ppbV	1	1/26/2011 4:26:00 PM
Vinyl Bromide	< 0.15	0.15		ppbV	1	1/26/2011 4:26:00 PM
Vinyl chloride	< 0.040	0.040		ppbV	1	1/26/2011 4:26:00 PM
Surr: Bromofluorobenzene	72.0	70-130		%REC	1	1/26/2011 4:26:00 PM

Qualifiers:

**	Reporting Limit	.	Results reported are not blank corrected
B	Analyte detected in the associated Method Blank	E	Value above quantitation range
H	Holding times for preparation or analysis exceeded	J	Analyte detected at or below quantitation limits
JN	Non-routine analyte. Quantitation estimated.	ND	Not Detected at the Reporting Limit
S	Spike Recovery outside accepted recovery limits		

Centek Laboratories, LLC

Date: *22-Feb-11*

CLIENT:	Arcadis	**Client Sample ID:**	IA-VMP6
Lab Order:	C1101035	**Tag Number:**	229,452
Project:	Lockheed Martin NJ001014.0001	**Collection Date:**	1/24/2011
Lab ID:	C1101035-001A	**Matrix:**	AIR

Analyses	Result	**Limit	Qual	Units	DF	Date Analyzed
1UG/M3 W/ 0.25UG/M3 CT-TCE-VC		TO-15				Analyst: LL
1,1,1-Trichloroethane	< 0.83	0.83		ug/m3	1	1/26/2011 4:26:00 PM
1,1,2,2-Tetrachloroethane	< 1.0	1.0		ug/m3	1	1/26/2011 4:26:00 PM
1,1,2-Trichloroethane	< 0.83	0.83		ug/m3	1	1/26/2011 4:26:00 PM
1,1-Dichloroethane	< 0.62	0.62		ug/m3	1	1/26/2011 4:26:00 PM
1,1-Dichloroethene	< 0.60	0.60		ug/m3	1	1/26/2011 4:26:00 PM
1,2,4-Trichlorobenzene	< 1.1	1.1		ug/m3	1	1/26/2011 4:26:00 PM
1,2,4-Trimethylbenzene	1.5	0.75		ug/m3	1	1/26/2011 4:26:00 PM
1,2-Dibromoethane	< 1.2	1.2		ug/m3	1	1/26/2011 4:26:00 PM
1,2-Dichlorobenzene	< 0.92	0.92		ug/m3	1	1/26/2011 4:26:00 PM
1,2-Dichloroethane	< 0.62	0.62		ug/m3	1	1/26/2011 4:26:00 PM
1,2-Dichloropropane	< 0.70	0.70		ug/m3	1	1/26/2011 4:26:00 PM
1,3,5-Trimethylbenzene	< 0.75	0.75		ug/m3	1	1/26/2011 4:26:00 PM
1,3-butadiene	< 0.34	0.34		ug/m3	1	1/26/2011 4:26:00 PM
1,3-Dichlorobenzene	< 0.92	0.92		ug/m3	1	1/26/2011 4:26:00 PM
1,4-Dichlorobenzene	7.6	0.92		ug/m3	1	1/26/2011 4:26:00 PM
1,4-Dioxane	< 1.1	1.1		ug/m3	1	1/26/2011 4:26:00 PM
2,2,4-trimethylpentane	< 0.71	0.71		ug/m3	1	1/26/2011 4:26:00 PM
4-ethyltoluene	< 0.75	0.75		ug/m3	1	1/26/2011 4:26:00 PM
Acetone	28	7.2		ug/m3	10	1/27/2011 3:39:00 PM
Allyl chloride	< 0.48	0.48		ug/m3	1	1/26/2011 4:26:00 PM
Benzene	1.2	0.49		ug/m3	1	1/26/2011 4:26:00 PM
Benzyl chloride	< 0.88	0.88		ug/m3	1	1/26/2011 4:26:00 PM
Bromodichloromethane	< 1.0	1.0		ug/m3	1	1/26/2011 4:26:00 PM
Bromoform	< 1.6	1.6		ug/m3	1	1/26/2011 4:26:00 PM
Bromomethane	< 0.59	0.59		ug/m3	1	1/26/2011 4:26:00 PM
Carbon disulfide	0.44	0.47	J	ug/m3	1	1/26/2011 4:26:00 PM
Carbon tetrachloride	0.38	0.26		ug/m3	1	1/26/2011 4:26:00 PM
Chlorobenzene	< 0.70	0.70		ug/m3	1	1/26/2011 4:26:00 PM
Chloroethane	< 0.40	0.40		ug/m3	1	1/26/2011 4:26:00 PM
Chloroform	< 0.74	0.74		ug/m3	1	1/26/2011 4:26:00 PM
Chloromethane	0.71	0.31		ug/m3	1	1/26/2011 4:26:00 PM
cis-1,2-Dichloroethene	< 0.60	0.60		ug/m3	1	1/26/2011 4:26:00 PM
cis-1,3-Dichloropropene	< 0.69	0.69		ug/m3	1	1/26/2011 4:26:00 PM
Cyclohexane	1.5	0.52		ug/m3	1	1/26/2011 4:26:00 PM
Dibromochloromethane	< 1.3	1.3		ug/m3	1	1/26/2011 4:26:00 PM
Ethyl acetate	< 0.92	0.92		ug/m3	1	1/26/2011 4:26:00 PM
Ethylbenzene	0.57	0.66	J	ug/m3	1	1/26/2011 4:26:00 PM
Freon 11	1.4	0.86		ug/m3	1	1/26/2011 4:26:00 PM
Freon 113	< 1.2	1.2		ug/m3	1	1/26/2011 4:26:00 PM
Freon 114	< 1.1	1.1		ug/m3	1	1/26/2011 4:26:00 PM

Qualifiers:

**	Reporting Limit	.	Results reported are not blank corrected
B	Analyte detected in the associated Method Blank	E	Value above quantitation range
H	Holding times for preparation or analysis exceeded	J	Analyte detected at or below quantitation limits
JN	Non-routine analyte. Quantitation estimated.	ND	Not Detected at the Reporting Limit
S	Spike Recovery outside accepted recovery limits		

Centek Laboratories, LLC

Date: *22-Feb-11*

CLIENT:	Arcadis	**Client Sample ID:**	IA-VMP6
Lab Order:	C1101035	**Tag Number:**	229,452
Project:	Lockheed Martin NJ001014.0001	**Collection Date:**	1/24/2011
Lab ID:	C1101035-001A	**Matrix:**	AIR

Analyses	Result	**Limit	Qual	Units	DF	Date Analyzed
1UG/M3 W/ 0.25UG/M3 CT-TCE-VC		**TO-15**				Analyst: LL
Freon 12	2.4	0.75		ug/m3	1	1/26/2011 4:26:00 PM
Heptane	3.4	0.62		ug/m3	1	1/26/2011 4:26:00 PM
Hexachloro-1,3-butadiene	< 1.6	1.6		ug/m3	1	1/26/2011 4:26:00 PM
Hexane	2.7	0.54		ug/m3	1	1/26/2011 4:26:00 PM
Isopropyl alcohol	1100	240		ug/m3	640	1/27/2011 11:41:00 PM
m&p-Xylene	1.3	1.3	J	ug/m3	1	1/26/2011 4:26:00 PM
Methyl Butyl Ketone	< 1.2	1.2		ug/m3	1	1/26/2011 4:26:00 PM
Methyl Ethyl Ketone	3.0	0.90		ug/m3	1	1/26/2011 4:26:00 PM
Methyl Isobutyl Ketone	< 1.2	1.2		ug/m3	1	1/26/2011 4:26:00 PM
Methyl tert-butyl ether	< 0.55	0.55		ug/m3	1	1/26/2011 4:26:00 PM
Methylene chloride	700	340		ug/m3	640	1/27/2011 11:41:00 PM
o-Xylene	0.57	0.66	J	ug/m3	1	1/26/2011 4:26:00 PM
Propylene	< 0.26	0.26		ug/m3	1	1/26/2011 4:26:00 PM
Styrene	< 0.65	0.65		ug/m3	1	1/26/2011 4:26:00 PM
Tetrachloroethylene	< 1.0	1.0		ug/m3	1	1/26/2011 4:26:00 PM
Tetrahydrofuran	8.1	4.5		ug/m3	10	1/27/2011 3:39:00 PM
Toluene	6.5	5.7		ug/m3	10	1/27/2011 3:39:00 PM
trans-1,2-Dichloroethene	< 0.60	0.60		ug/m3	1	1/26/2011 4:26:00 PM
trans-1,3-Dichloropropene	< 0.69	0.69		ug/m3	1	1/26/2011 4:26:00 PM
Trichloroethene	1.3	0.22		ug/m3	1	1/26/2011 4:26:00 PM
Vinyl acetate	< 0.54	0.54		ug/m3	1	1/26/2011 4:26:00 PM
Vinyl Bromide	< 0.67	0.67		ug/m3	1	1/26/2011 4:26:00 PM
Vinyl chloride	< 0.10	0.10		ug/m3	1	1/26/2011 4:26:00 PM

Qualifiers:

**	Reporting Limit	.	Results reported are not blank corrected
B	Analyte detected in the associated Method Blank	E	Value above quantitation range
H	Holding times for preparation or analysis exceeded	J	Analyte detected at or below quantitation limits
JN	Non-routine analyte. Quantitation estimated.	ND	Not Detected at the Reporting Limit
S	Spike Recovery outside accepted recovery limits		

Centek Laboratories, LLC

Date: *22-Feb-11*

CLIENT:	Arcadis	**Client Sample ID:**	IA-VMP 7A
Lab Order:	C1101035	**Tag Number:**	564,382
Project:	Lockheed Martin NJ001014.0001	**Collection Date:**	1/24/2011
Lab ID:	C1101035-002A	**Matrix:**	AIR

Analyses	Result	**Limit	Qual	Units	DF	Date Analyzed
FIELD PARAMETERS		FLD				Analyst:
Lab Vacuum In	-5			"Hg		1/26/2011
Lab Vacuum Out	-30			"Hg		1/26/2011
1UG/M3 W/ 0.25UG/M3 CT-TCE-VC		TO-15				Analyst: LL
1,1,1-Trichloroethane	< 0.15	0.15		ppbV	1	1/26/2011 5:01:00 PM
1,1,2,2-Tetrachloroethane	< 0.15	0.15		ppbV	1	1/26/2011 5:01:00 PM
1,1,2-Trichloroethane	< 0.15	0.15		ppbV	1	1/26/2011 5:01:00 PM
1,1-Dichloroethane	< 0.15	0.15		ppbV	1	1/26/2011 5:01:00 PM
1,1-Dichloroethene	< 0.15	0.15		ppbV	1	1/26/2011 5:01:00 PM
1,2,4-Trichlorobenzene	< 0.15	0.15		ppbV	1	1/26/2011 5:01:00 PM
1,2,4-Trimethylbenzene	0.23	0.15		ppbV	1	1/26/2011 5:01:00 PM
1,2-Dibromoethane	< 0.15	0.15		ppbV	1	1/26/2011 5:01:00 PM
1,2-Dichlorobenzene	< 0.15	0.15		ppbV	1	1/26/2011 5:01:00 PM
1,2-Dichloroethane	< 0.15	0.15		ppbV	1	1/26/2011 5:01:00 PM
1,2-Dichloropropane	< 0.15	0.15		ppbV	1	1/26/2011 5:01:00 PM
1,3,5-Trimethylbenzene	< 0.15	0.15		ppbV	1	1/26/2011 5:01:00 PM
1,3-butadiene	< 0.15	0.15		ppbV	1	1/26/2011 5:01:00 PM
1,3-Dichlorobenzene	< 0.15	0.15		ppbV	1	1/26/2011 5:01:00 PM
1,4-Dichlorobenzene	0.47	0.15		ppbV	1	1/26/2011 5:01:00 PM
1,4-Dioxane	< 0.30	0.30		ppbV	1	1/26/2011 5:01:00 PM
2,2,4-trimethylpentane	< 0.15	0.15		ppbV	1	1/26/2011 5:01:00 PM
4-ethyltoluene	< 0.15	0.15		ppbV	1	1/26/2011 5:01:00 PM
Acetone	9.2	2.4		ppbV	8	1/28/2011 12:48:00 AM
Allyl chloride	< 0.15	0.15		ppbV	1	1/26/2011 5:01:00 PM
Benzene	0.31	0.15		ppbV	1	1/26/2011 5:01:00 PM
Benzyl chloride	< 0.15	0.15		ppbV	1	1/26/2011 5:01:00 PM
Bromodichloromethane	< 0.15	0.15		ppbV	1	1/26/2011 5:01:00 PM
Bromoform	< 0.15	0.15		ppbV	1	1/26/2011 5:01:00 PM
Bromomethane	< 0.15	0.15		ppbV	1	1/26/2011 5:01:00 PM
Carbon disulfide	< 0.15	0.15		ppbV	1	1/26/2011 5:01:00 PM
Carbon tetrachloride	0.050	0.040		ppbV	1	1/26/2011 5:01:00 PM
Chlorobenzene	< 0.15	0.15		ppbV	1	1/26/2011 5:01:00 PM
Chloroethane	< 0.15	0.15		ppbV	1	1/26/2011 5:01:00 PM
Chloroform	< 0.15	0.15		ppbV	1	1/26/2011 5:01:00 PM
Chloromethane	0.31	0.15		ppbV	1	1/26/2011 5:01:00 PM
cis-1,2-Dichloroethene	< 0.15	0.15		ppbV	1	1/26/2011 5:01:00 PM
cis-1,3-Dichloropropene	< 0.15	0.15		ppbV	1	1/26/2011 5:01:00 PM
Cyclohexane	1.5	0.15		ppbV	1	1/26/2011 5:01:00 PM
Dibromochloromethane	< 0.15	0.15		ppbV	1	1/26/2011 5:01:00 PM
Ethyl acetate	< 0.25	0.25		ppbV	1	1/26/2011 5:01:00 PM

Qualifiers:

**	Reporting Limit	.	Results reported are not blank corrected
B	Analyte detected in the associated Method Blank	E	Value above quantitation range
H	Holding times for preparation or analysis exceeded	J	Analyte detected at or below quantitation limits
JN	Non-routine analyte. Quantitation estimated.	ND	Not Detected at the Reporting Limit
S	Spike Recovery outside accepted recovery limits		

Centek Laboratories, LLC

Date: *22-Feb-11*

CLIENT:	Arcadis	**Client Sample ID:**	IA-VMP 7A
Lab Order:	C1101035	**Tag Number:**	564,382
Project:	Lockheed Martin NJ001014.0001	**Collection Date:**	1/24/2011
Lab ID:	C1101035-002A	**Matrix:**	AIR

Analyses	Result	**Limit	Qual	Units	DF	Date Analyzed
1UG/M3 W/ 0.25UG/M3 CT-TCE-VC		**TO-15**				Analyst: **LL**
Ethylbenzene	0.12	0.15	J	ppbV	1	1/26/2011 5:01:00 PM
Freon 11	0.22	0.15		ppbV	1	1/26/2011 5:01:00 PM
Freon 113	< 0.15	0.15		ppbV	1	1/26/2011 5:01:00 PM
Freon 114	< 0.15	0.15		ppbV	1	1/26/2011 5:01:00 PM
Freon 12	0.38	0.15		ppbV	1	1/26/2011 5:01:00 PM
Heptane	0.48	0.15		ppbV	1	1/26/2011 5:01:00 PM
Hexachloro-1,3-butadiene	< 0.15	0.15		ppbV	1	1/26/2011 5:01:00 PM
Hexane	0.57	0.15		ppbV	1	1/26/2011 5:01:00 PM
Isopropyl alcohol	500	48		ppbV	320	1/28/2011 12:14:00 AM
m&p-Xylene	0.31	0.30		ppbV	1	1/26/2011 5:01:00 PM
Methyl Butyl Ketone	< 0.30	0.30		ppbV	1	1/26/2011 5:01:00 PM
Methyl Ethyl Ketone	1.4	0.30		ppbV	1	1/26/2011 5:01:00 PM
Methyl Isobutyl Ketone	< 0.30	0.30		ppbV	1	1/26/2011 5:01:00 PM
Methyl tert-butyl ether	< 0.15	0.15		ppbV	1	1/26/2011 5:01:00 PM
Methylene chloride	350	48		ppbV	320	1/28/2011 12:14:00 AM
o-Xylene	< 0.15	0.15		ppbV	1	1/26/2011 5:01:00 PM
Propylene	< 0.15	0.15		ppbV	1	1/26/2011 5:01:00 PM
Styrene	0.13	0.15	J	ppbV	1	1/26/2011 5:01:00 PM
Tetrachloroethylene	< 0.15	0.15		ppbV	1	1/26/2011 5:01:00 PM
Tetrahydrofuran	32	1.2		ppbV	8	1/28/2011 12:48:00 AM
Toluene	1.7	0.15		ppbV	1	1/26/2011 5:01:00 PM
trans-1,2-Dichloroethene	< 0.15	0.15		ppbV	1	1/26/2011 5:01:00 PM
trans-1,3-Dichloropropene	< 0.15	0.15		ppbV	1	1/26/2011 5:01:00 PM
Trichloroethene	0.080	0.040		ppbV	1	1/26/2011 5:01:00 PM
Vinyl acetate	1.1	0.15		ppbV	1	1/26/2011 5:01:00 PM
Vinyl Bromide	< 0.15	0.15		ppbV	1	1/26/2011 5:01:00 PM
Vinyl chloride	< 0.040	0.040		ppbV	1	1/26/2011 5:01:00 PM
Surr: Bromofluorobenzene	92.0	70-130		%REC	1	1/26/2011 5:01:00 PM

Qualifiers:

**	Reporting Limit	.	Results reported are not blank corrected
B	Analyte detected in the associated Method Blank	E	Value above quantitation range
H	Holding times for preparation or analysis exceeded	J	Analyte detected at or below quantitation limits
JN	Non-routine analyte. Quantitation estimated.	ND	Not Detected at the Reporting Limit
S	Spike Recovery outside accepted recovery limits		

Centek Laboratories, LLC

Date: *22-Feb-11*

CLIENT:	Arcadis	**Client Sample ID:**	IA-VMP 7A
Lab Order:	C1101035	**Tag Number:**	564,382
Project:	Lockheed Martin NJ001014.0001	**Collection Date:**	1/24/2011
Lab ID:	C1101035-002A	**Matrix:**	AIR

Analyses	Result	**Limit	Qual	Units	DF	Date Analyzed
1UG/M3 W/ 0.25UG/M3 CT-TCE-VC		**TO-15**				Analyst: LL
1,1,1-Trichloroethane	< 0.83	0.83		ug/m3	1	1/26/2011 5:01:00 PM
1,1,2,2-Tetrachloroethane	< 1.0	1.0		ug/m3	1	1/26/2011 5:01:00 PM
1,1,2-Trichloroethane	< 0.83	0.83		ug/m3	1	1/26/2011 5:01:00 PM
1,1-Dichloroethane	< 0.62	0.62		ug/m3	1	1/26/2011 5:01:00 PM
1,1-Dichloroethene	< 0.60	0.60		ug/m3	1	1/26/2011 5:01:00 PM
1,2,4-Trichlorobenzene	< 1.1	1.1		ug/m3	1	1/26/2011 5:01:00 PM
1,2,4-Trimethylbenzene	1.1	0.75		ug/m3	1	1/26/2011 5:01:00 PM
1,2-Dibromoethane	< 1.2	1.2		ug/m3	1	1/26/2011 5:01:00 PM
1,2-Dichlorobenzene	< 0.92	0.92		ug/m3	1	1/26/2011 5:01:00 PM
1,2-Dichloroethane	< 0.62	0.62		ug/m3	1	1/26/2011 5:01:00 PM
1,2-Dichloropropane	< 0.70	0.70		ug/m3	1	1/26/2011 5:01:00 PM
1,3,5-Trimethylbenzene	< 0.75	0.75		ug/m3	1	1/26/2011 5:01:00 PM
1,3-butadiene	< 0.34	0.34		ug/m3	1	1/26/2011 5:01:00 PM
1,3-Dichlorobenzene	< 0.92	0.92		ug/m3	1	1/26/2011 5:01:00 PM
1,4-Dichlorobenzene	2.9	0.92		ug/m3	1	1/26/2011 5:01:00 PM
1,4-Dioxane	< 1.1	1.1		ug/m3	1	1/26/2011 5:01:00 PM
2,2,4-trimethylpentane	< 0.71	0.71		ug/m3	1	1/26/2011 5:01:00 PM
4-ethyltoluene	< 0.75	0.75		ug/m3	1	1/26/2011 5:01:00 PM
Acetone	22	5.8		ug/m3	8	1/28/2011 12:48:00 AM
Allyl chloride	< 0.48	0.48		ug/m3	1	1/26/2011 5:01:00 PM
Benzene	1.0	0.49		ug/m3	1	1/26/2011 5:01:00 PM
Benzyl chloride	< 0.88	0.88		ug/m3	1	1/26/2011 5:01:00 PM
Bromodichloromethane	< 1.0	1.0		ug/m3	1	1/26/2011 5:01:00 PM
Bromoform	< 1.6	1.6		ug/m3	1	1/26/2011 5:01:00 PM
Bromomethane	< 0.59	0.59		ug/m3	1	1/26/2011 5:01:00 PM
Carbon disulfide	< 0.47	0.47		ug/m3	1	1/26/2011 5:01:00 PM
Carbon tetrachloride	0.32	0.26		ug/m3	1	1/26/2011 5:01:00 PM
Chlorobenzene	< 0.70	0.70		ug/m3	1	1/26/2011 5:01:00 PM
Chloroethane	< 0.40	0.40		ug/m3	1	1/26/2011 5:01:00 PM
Chloroform	< 0.74	0.74		ug/m3	1	1/26/2011 5:01:00 PM
Chloromethane	0.65	0.31		ug/m3	1	1/26/2011 5:01:00 PM
cis-1,2-Dichloroethene	< 0.60	0.60		ug/m3	1	1/26/2011 5:01:00 PM
cis-1,3-Dichloropropene	< 0.69	0.69		ug/m3	1	1/26/2011 5:01:00 PM
Cyclohexane	5.3	0.52		ug/m3	1	1/26/2011 5:01:00 PM
Dibromochloromethane	< 1.3	1.3		ug/m3	1	1/26/2011 5:01:00 PM
Ethyl acetate	< 0.92	0.92		ug/m3	1	1/26/2011 5:01:00 PM
Ethylbenzene	0.53	0.66	J	ug/m3	1	1/26/2011 5:01:00 PM
Freon 11	1.3	0.86		ug/m3	1	1/26/2011 5:01:00 PM
Freon 113	< 1.2	1.2		ug/m3	1	1/26/2011 5:01:00 PM
Freon 114	< 1.1	1.1		ug/m3	1	1/26/2011 5:01:00 PM

Qualifiers:

**	Reporting Limit	.	Results reported are not blank corrected
B	Analyte detected in the associated Method Blank	E	Value above quantitation range
H	Holding times for preparation or analysis exceeded	J	Analyte detected at or below quantitation limits
JN	Non-routine analyte. Quantitation estimated.	ND	Not Detected at the Reporting Limit
S	Spike Recovery outside accepted recovery limits		

Centek Laboratories, LLC

Date: *22-Feb-11*

CLIENT:	Arcadis	**Client Sample ID:**	IA-VMP 7A
Lab Order:	C1101035	**Tag Number:**	564,382
Project:	Lockheed Martin NJ001014.0001	**Collection Date:**	1/24/2011
Lab ID:	C1101035-002A	**Matrix:**	AIR

Analyses	Result	**Limit	Qual	Units	DF	Date Analyzed
1UG/M3 W/ 0.25UG/M3 CT-TCE-VC		**TO-15**				Analyst: LL
Freon 12	1.9	0.75		ug/m3	1	1/26/2011 5:01:00 PM
Heptane	2.0	0.62		ug/m3	1	1/26/2011 5:01:00 PM
Hexachloro-1,3-butadiene	< 1.6	1.6		ug/m3	1	1/26/2011 5:01:00 PM
Hexane	2.0	0.54		ug/m3	1	1/26/2011 5:01:00 PM
Isopropyl alcohol	1200	120		ug/m3	320	1/28/2011 12:14:00 AM
m&p-Xylene	1.4	1.3		ug/m3	1	1/26/2011 5:01:00 PM
Methyl Butyl Ketone	< 1.2	1.2		ug/m3	1	1/26/2011 5:01:00 PM
Methyl Ethyl Ketone	4.3	0.90		ug/m3	1	1/26/2011 5:01:00 PM
Methyl Isobutyl Ketone	< 1.2	1.2		ug/m3	1	1/26/2011 5:01:00 PM
Methyl tert-butyl ether	< 0.55	0.55		ug/m3	1	1/26/2011 5:01:00 PM
Methylene chloride	1200	170		ug/m3	320	1/28/2011 12:14:00 AM
o-Xylene	< 0.66	0.66		ug/m3	1	1/26/2011 5:01:00 PM
Propylene	< 0.26	0.26		ug/m3	1	1/26/2011 5:01:00 PM
Styrene	0.56	0.65	J	ug/m3	1	1/26/2011 5:01:00 PM
Tetrachloroethylene	< 1.0	1.0		ug/m3	1	1/26/2011 5:01:00 PM
Tetrahydrofuran	95	3.6		ug/m3	8	1/28/2011 12:48:00 AM
Toluene	6.5	0.57		ug/m3	1	1/26/2011 5:01:00 PM
trans-1,2-Dichloroethene	< 0.60	0.60		ug/m3	1	1/26/2011 5:01:00 PM
trans-1,3-Dichloropropene	< 0.69	0.69		ug/m3	1	1/26/2011 5:01:00 PM
Trichloroethene	0.44	0.22		ug/m3	1	1/26/2011 5:01:00 PM
Vinyl acetate	3.9	0.54		ug/m3	1	1/26/2011 5:01:00 PM
Vinyl Bromide	< 0.67	0.67		ug/m3	1	1/26/2011 5:01:00 PM
Vinyl chloride	< 0.10	0.10		ug/m3	1	1/26/2011 5:01:00 PM

Qualifiers:

**	Reporting Limit	.	Results reported are not blank corrected
B	Analyte detected in the associated Method Blank	E	Value above quantitation range
H	Holding times for preparation or analysis exceeded	J	Analyte detected at or below quantitation limits
JN	Non-routine analyte. Quantitation estimated.	ND	Not Detected at the Reporting Limit
S	Spike Recovery outside accepted recovery limits		

Centek Laboratories, LLC

Date: *22-Feb-11*

CLIENT:	Arcadis	**Client Sample ID:**	SS-VMP 7
Lab Order:	C1101035	**Tag Number:**	275,143
Project:	Lockheed Martin NJ001014.0001	**Collection Date:**	1/24/2011
Lab ID:	C1101035-003A	**Matrix:**	AIR

Analyses	Result	**Limit	Qual	Units	DF	Date Analyzed
FIELD PARAMETERS		FLD				Analyst:
Lab Vacuum In	-5			"Hg		1/26/2011
Lab Vacuum Out	-30			"Hg		1/26/2011
1UG/M3 BY METHOD TO15		TO-15				Analyst: LL
1,1,1-Trichloroethane	< 0.15	0.15		ppbV	1	1/27/2011 6:18:00 AM
1,1,2,2-Tetrachloroethane	< 0.15	0.15		ppbV	1	1/27/2011 6:18:00 AM
1,1,2-Trichloroethane	< 0.15	0.15		ppbV	1	1/27/2011 6:18:00 AM
1,1-Dichloroethane	< 0.15	0.15		ppbV	1	1/27/2011 6:18:00 AM
1,1-Dichloroethene	< 0.15	0.15		ppbV	1	1/27/2011 6:18:00 AM
1,2,4-Trichlorobenzene	< 0.15	0.15		ppbV	1	1/27/2011 6:18:00 AM
1,2,4-Trimethylbenzene	1.6	0.15		ppbV	1	1/27/2011 6:18:00 AM
1,2-Dibromoethane	< 0.15	0.15		ppbV	1	1/27/2011 6:18:00 AM
1,2-Dichlorobenzene	< 0.15	0.15		ppbV	1	1/27/2011 6:18:00 AM
1,2-Dichloroethane	< 0.15	0.15		ppbV	1	1/27/2011 6:18:00 AM
1,2-Dichloropropane	< 0.15	0.15		ppbV	1	1/27/2011 6:18:00 AM
1,3,5-Trimethylbenzene	0.28	0.15		ppbV	1	1/27/2011 6:18:00 AM
1,3-butadiene	< 0.15	0.15		ppbV	1	1/27/2011 6:18:00 AM
1,3-Dichlorobenzene	< 0.15	0.15		ppbV	1	1/27/2011 6:18:00 AM
1,4-Dichlorobenzene	0.15	0.15		ppbV	1	1/27/2011 6:18:00 AM
1,4-Dioxane	< 0.30	0.30		ppbV	1	1/27/2011 6:18:00 AM
2,2,4-trimethylpentane	< 0.15	0.15		ppbV	1	1/27/2011 6:18:00 AM
4-ethyltoluene	0.24	0.15		ppbV	1	1/27/2011 6:18:00 AM
Acetone	9.4	2.4		ppbV	8	1/29/2011 4:01:00 AM
Allyl chloride	< 0.15	0.15		ppbV	1	1/27/2011 6:18:00 AM
Benzene	0.49	0.15		ppbV	1	1/27/2011 6:18:00 AM
Benzyl chloride	< 0.15	0.15		ppbV	1	1/27/2011 6:18:00 AM
Bromodichloromethane	< 0.15	0.15		ppbV	1	1/27/2011 6:18:00 AM
Bromoform	< 0.15	0.15		ppbV	1	1/27/2011 6:18:00 AM
Bromomethane	< 0.15	0.15		ppbV	1	1/27/2011 6:18:00 AM
Carbon disulfide	0.20	0.15		ppbV	1	1/27/2011 6:18:00 AM
Carbon tetrachloride	0.060	0.15	J	ppbV	1	1/27/2011 6:18:00 AM
Chlorobenzene	< 0.15	0.15		ppbV	1	1/27/2011 6:18:00 AM
Chloroethane	< 0.15	0.15		ppbV	1	1/27/2011 6:18:00 AM
Chloroform	< 0.15	0.15		ppbV	1	1/27/2011 6:18:00 AM
Chloromethane	0.35	0.15		ppbV	1	1/27/2011 6:18:00 AM
cis-1,2-Dichloroethene	< 0.15	0.15		ppbV	1	1/27/2011 6:18:00 AM
cis-1,3-Dichloropropene	< 0.15	0.15		ppbV	1	1/27/2011 6:18:00 AM
Cyclohexane	1.9	0.15		ppbV	1	1/27/2011 6:18:00 AM
Dibromochloromethane	< 0.15	0.15		ppbV	1	1/27/2011 6:18:00 AM
Ethyl acetate	< 0.25	0.25		ppbV	1	1/27/2011 6:18:00 AM

Qualifiers:

**	Reporting Limit	.	Results reported are not blank corrected
B	Analyte detected in the associated Method Blank	E	Value above quantitation range
H	Holding times for preparation or analysis exceeded	J	Analyte detected at or below quantitation limits
JN	Non-routine analyte. Quantitation estimated.	ND	Not Detected at the Reporting Limit
S	Spike Recovery outside accepted recovery limits		

Centek Laboratories, LLC

Date: *22-Feb-11*

CLIENT:	Arcadis	**Client Sample ID:**	SS-VMP 7
Lab Order:	C1101035	**Tag Number:**	275,143
Project:	Lockheed Martin NJ001014.0001	**Collection Date:**	1/24/2011
Lab ID:	C1101035-003A	**Matrix:**	AIR

Analyses	Result	**Limit	Qual	Units	DF	Date Analyzed
1UG/M3 BY METHOD TO15		TO-15				Analyst: LL
Ethylbenzene	0.61	0.15		ppbV	1	1/27/2011 6:18:00 AM
Freon 11	0.23	0.15		ppbV	1	1/27/2011 6:18:00 AM
Freon 113	< 0.15	0.15		ppbV	1	1/27/2011 6:18:00 AM
Freon 114	< 0.15	0.15		ppbV	1	1/27/2011 6:18:00 AM
Freon 12	0.42	0.15		ppbV	1	1/27/2011 6:18:00 AM
Heptane	0.82	0.15		ppbV	1	1/27/2011 6:18:00 AM
Hexachloro-1,3-butadiene	< 0.15	0.15		ppbV	1	1/27/2011 6:18:00 AM
Hexane	0.70	0.15		ppbV	1	1/27/2011 6:18:00 AM
Isopropyl alcohol	460	48		ppbV	320	1/29/2011 4:35:00 AM
m&p-Xylene	2.0	0.30		ppbV	1	1/27/2011 6:18:00 AM
Methyl Butyl Ketone	< 0.30	0.30		ppbV	1	1/27/2011 6:18:00 AM
Methyl Ethyl Ketone	2.9	2.4		ppbV	8	1/29/2011 4:01:00 AM
Methyl Isobutyl Ketone	< 0.30	0.30		ppbV	1	1/27/2011 6:18:00 AM
Methyl tert-butyl ether	< 0.15	0.15		ppbV	1	1/27/2011 6:18:00 AM
Methylene chloride	240	48		ppbV	320	1/29/2011 4:35:00 AM
o-Xylene	0.71	0.15		ppbV	1	1/27/2011 6:18:00 AM
Propylene	< 0.15	0.15		ppbV	1	1/27/2011 6:18:00 AM
Styrene	0.32	0.15		ppbV	1	1/27/2011 6:18:00 AM
Tetrachloroethylene	< 0.15	0.15		ppbV	1	1/27/2011 6:18:00 AM
Tetrahydrofuran	6.9	1.2		ppbV	8	1/29/2011 4:01:00 AM
Toluene	2.2	1.2		ppbV	8	1/29/2011 4:01:00 AM
trans-1,2-Dichloroethene	0.14	0.15	J	ppbV	1	1/27/2011 6:18:00 AM
trans-1,3-Dichloropropene	< 0.15	0.15		ppbV	1	1/27/2011 6:18:00 AM
Trichloroethene	0.10	0.15	J	ppbV	1	1/27/2011 6:18:00 AM
Vinyl acetate	1.5	0.15		ppbV	1	1/27/2011 6:18:00 AM
Vinyl Bromide	< 0.15	0.15		ppbV	1	1/27/2011 6:18:00 AM
Vinyl chloride	< 0.15	0.15		ppbV	1	1/27/2011 6:18:00 AM
Surr: Bromofluorobenzene	113	70-130		%REC	1	1/27/2011 6:18:00 AM

Qualifiers:

**	Reporting Limit	.	Results reported are not blank corrected
B	Analyte detected in the associated Method Blank	E	Value above quantitation range
H	Holding times for preparation or analysis exceeded	J	Analyte detected at or below quantitation limits
JN	Non-routine analyte. Quantitation estimated.	ND	Not Detected at the Reporting Limit
S	Spike Recovery outside accepted recovery limits		

Centek Laboratories, LLC

Date: *22-Feb-11*

CLIENT:	Arcadis	**Client Sample ID:**	SS-VMP 7
Lab Order:	C1101035	**Tag Number:**	275,143
Project:	Lockheed Martin NJ001014.0001	**Collection Date:**	1/24/2011
Lab ID:	C1101035-003A	**Matrix:**	AIR

Analyses	Result	**Limit	Qual	Units	DF	Date Analyzed
1UG/M3 BY METHOD TO15		**TO-15**				Analyst: LL
1,1,1-Trichloroethane	< 0.83	0.83		ug/m3	1	1/27/2011 6:18:00 AM
1,1,2,2-Tetrachloroethane	< 1.0	1.0		ug/m3	1	1/27/2011 6:18:00 AM
1,1,2-Trichloroethane	< 0.83	0.83		ug/m3	1	1/27/2011 6:18:00 AM
1,1-Dichloroethane	< 0.62	0.62		ug/m3	1	1/27/2011 6:18:00 AM
1,1-Dichloroethene	< 0.60	0.60		ug/m3	1	1/27/2011 6:18:00 AM
1,2,4-Trichlorobenzene	< 1.1	1.1		ug/m3	1	1/27/2011 6:18:00 AM
1,2,4-Trimethylbenzene	7.8	0.75		ug/m3	1	1/27/2011 6:18:00 AM
1,2-Dibromoethane	< 1.2	1.2		ug/m3	1	1/27/2011 6:18:00 AM
1,2-Dichlorobenzene	< 0.92	0.92		ug/m3	1	1/27/2011 6:18:00 AM
1,2-Dichloroethane	< 0.62	0.62		ug/m3	1	1/27/2011 6:18:00 AM
1,2-Dichloropropane	< 0.70	0.70		ug/m3	1	1/27/2011 6:18:00 AM
1,3,5-Trimethylbenzene	1.4	0.75		ug/m3	1	1/27/2011 6:18:00 AM
1,3-butadiene	< 0.34	0.34		ug/m3	1	1/27/2011 6:18:00 AM
1,3-Dichlorobenzene	< 0.92	0.92		ug/m3	1	1/27/2011 6:18:00 AM
1,4-Dichlorobenzene	0.92	0.92		ug/m3	1	1/27/2011 6:18:00 AM
1,4-Dioxane	< 1.1	1.1		ug/m3	1	1/27/2011 6:18:00 AM
2,2,4-trimethylpentane	< 0.71	0.71		ug/m3	1	1/27/2011 6:18:00 AM
4-ethyltoluene	1.2	0.75		ug/m3	1	1/27/2011 6:18:00 AM
Acetone	23	5.8		ug/m3	8	1/29/2011 4:01:00 AM
Allyl chloride	< 0.48	0.48		ug/m3	1	1/27/2011 6:18:00 AM
Benzene	1.6	0.49		ug/m3	1	1/27/2011 6:18:00 AM
Benzyl chloride	< 0.88	0.88		ug/m3	1	1/27/2011 6:18:00 AM
Bromodichloromethane	< 1.0	1.0		ug/m3	1	1/27/2011 6:18:00 AM
Bromoform	< 1.6	1.6		ug/m3	1	1/27/2011 6:18:00 AM
Bromomethane	< 0.59	0.59		ug/m3	1	1/27/2011 6:18:00 AM
Carbon disulfide	0.63	0.47		ug/m3	1	1/27/2011 6:18:00 AM
Carbon tetrachloride	0.38	0.96	J	ug/m3	1	1/27/2011 6:18:00 AM
Chlorobenzene	< 0.70	0.70		ug/m3	1	1/27/2011 6:18:00 AM
Chloroethane	< 0.40	0.40		ug/m3	1	1/27/2011 6:18:00 AM
Chloroform	< 0.74	0.74		ug/m3	1	1/27/2011 6:18:00 AM
Chloromethane	0.73	0.31		ug/m3	1	1/27/2011 6:18:00 AM
cis-1,2-Dichloroethene	< 0.60	0.60		ug/m3	1	1/27/2011 6:18:00 AM
cis-1,3-Dichloropropene	< 0.69	0.69		ug/m3	1	1/27/2011 6:18:00 AM
Cyclohexane	6.8	0.52		ug/m3	1	1/27/2011 6:18:00 AM
Dibromochloromethane	< 1.3	1.3		ug/m3	1	1/27/2011 6:18:00 AM
Ethyl acetate	< 0.92	0.92		ug/m3	1	1/27/2011 6:18:00 AM
Ethylbenzene	2.7	0.66		ug/m3	1	1/27/2011 6:18:00 AM
Freon 11	1.3	0.86		ug/m3	1	1/27/2011 6:18:00 AM
Freon 113	< 1.2	1.2		ug/m3	1	1/27/2011 6:18:00 AM
Freon 114	< 1.1	1.1		ug/m3	1	1/27/2011 6:18:00 AM

Qualifiers:

**	Reporting Limit	.	Results reported are not blank corrected
B	Analyte detected in the associated Method Blank	E	Value above quantitation range
H	Holding times for preparation or analysis exceeded	J	Analyte detected at or below quantitation limits
JN	Non-routine analyte. Quantitation estimated.	ND	Not Detected at the Reporting Limit
S	Spike Recovery outside accepted recovery limits		

Centek Laboratories, LLC

Date: *22-Feb-11*

CLIENT:	Arcadis	**Client Sample ID:**	SS-VMP 7
Lab Order:	C1101035	**Tag Number:**	275,143
Project:	Lockheed Martin NJ001014.0001	**Collection Date:**	1/24/2011
Lab ID:	C1101035-003A	**Matrix:**	AIR

Analyses	Result	**Limit	Qual	Units	DF	Date Analyzed
1UG/M3 BY METHOD TO15		**TO-15**				Analyst: LL
Freon 12	2.1	0.75		ug/m3	1	1/27/2011 6:18:00 AM
Heptane	3.4	0.62		ug/m3	1	1/27/2011 6:18:00 AM
Hexachloro-1,3-butadiene	< 1.6	1.6		ug/m3	1	1/27/2011 6:18:00 AM
Hexane	2.5	0.54		ug/m3	1	1/27/2011 6:18:00 AM
Isopropyl alcohol	1200	120		ug/m3	320	1/29/2011 4:35:00 AM
m&p-Xylene	8.7	1.3		ug/m3	1	1/27/2011 6:18:00 AM
Methyl Butyl Ketone	< 1.2	1.2		ug/m3	1	1/27/2011 6:18:00 AM
Methyl Ethyl Ketone	8.6	7.2		ug/m3	8	1/29/2011 4:01:00 AM
Methyl Isobutyl Ketone	< 1.2	1.2		ug/m3	1	1/27/2011 6:18:00 AM
Methyl tert-butyl ether	< 0.55	0.55		ug/m3	1	1/27/2011 6:18:00 AM
Methylene chloride	850	170		ug/m3	320	1/29/2011 4:35:00 AM
o-Xylene	3.1	0.66		ug/m3	1	1/27/2011 6:18:00 AM
Propylene	< 0.26	0.26		ug/m3	1	1/27/2011 6:18:00 AM
Styrene	1.4	0.65		ug/m3	1	1/27/2011 6:18:00 AM
Tetrachloroethylene	< 1.0	1.0		ug/m3	1	1/27/2011 6:18:00 AM
Tetrahydrofuran	21	3.6		ug/m3	8	1/29/2011 4:01:00 AM
Toluene	8.3	4.6		ug/m3	8	1/29/2011 4:01:00 AM
trans-1,2-Dichloroethene	0.56	0.60	J	ug/m3	1	1/27/2011 6:18:00 AM
trans-1,3-Dichloropropene	< 0.69	0.69		ug/m3	1	1/27/2011 6:18:00 AM
Trichloroethene	0.55	0.82	J	ug/m3	1	1/27/2011 6:18:00 AM
Vinyl acetate	5.3	0.54		ug/m3	1	1/27/2011 6:18:00 AM
Vinyl Bromide	< 0.67	0.67		ug/m3	1	1/27/2011 6:18:00 AM
Vinyl chloride	< 0.39	0.39		ug/m3	1	1/27/2011 6:18:00 AM

Qualifiers:

**	Reporting Limit	.	Results reported are not blank corrected
B	Analyte detected in the associated Method Blank	E	Value above quantitation range
H	Holding times for preparation or analysis exceeded	J	Analyte detected at or below quantitation limits
JN	Non-routine analyte. Quantitation estimated.	ND	Not Detected at the Reporting Limit
S	Spike Recovery outside accepted recovery limits		

Centek Laboratories, LLC

Date: *22-Feb-11*

CLIENT:	Arcadis	**Client Sample ID:**	SS-VMP 7A
Lab Order:	C1101035	**Tag Number:**	207,111
Project:	Lockheed Martin NJ001014.0001	**Collection Date:**	1/24/2011
Lab ID:	C1101035-004A	**Matrix:**	AIR

Analyses	Result	**Limit	Qual	Units	DF	Date Analyzed
FIELD PARAMETERS		FLD				Analyst:
Lab Vacuum In	-6			"Hg		1/26/2011
Lab Vacuum Out	-30			"Hg		1/26/2011
1UG/M3 BY METHOD TO15		TO-15				Analyst: LL
1,1,1-Trichloroethane	13	1.5		ppbV	10	1/29/2011 5:10:00 AM
1,1,2,2-Tetrachloroethane	< 0.15	0.15		ppbV	1	1/27/2011 6:54:00 AM
1,1,2-Trichloroethane	< 0.15	0.15		ppbV	1	1/27/2011 6:54:00 AM
1,1-Dichloroethane	0.79	0.15		ppbV	1	1/27/2011 6:54:00 AM
1,1-Dichloroethene	0.88	0.15		ppbV	1	1/27/2011 6:54:00 AM
1,2,4-Trichlorobenzene	< 0.15	0.15		ppbV	1	1/27/2011 6:54:00 AM
1,2,4-Trimethylbenzene	2.1	0.15		ppbV	1	1/27/2011 6:54:00 AM
1,2-Dibromoethane	< 0.15	0.15		ppbV	1	1/27/2011 6:54:00 AM
1,2-Dichlorobenzene	< 0.15	0.15		ppbV	1	1/27/2011 6:54:00 AM
1,2-Dichloroethane	< 0.15	0.15		ppbV	1	1/27/2011 6:54:00 AM
1,2-Dichloropropane	< 0.15	0.15		ppbV	1	1/27/2011 6:54:00 AM
1,3,5-Trimethylbenzene	0.44	0.15		ppbV	1	1/27/2011 6:54:00 AM
1,3-butadiene	< 0.15	0.15		ppbV	1	1/27/2011 6:54:00 AM
1,3-Dichlorobenzene	< 0.15	0.15		ppbV	1	1/27/2011 6:54:00 AM
1,4-Dichlorobenzene	< 0.15	0.15		ppbV	1	1/27/2011 6:54:00 AM
1,4-Dioxane	< 0.30	0.30		ppbV	1	1/27/2011 6:54:00 AM
2,2,4-trimethylpentane	< 0.15	0.15		ppbV	1	1/27/2011 6:54:00 AM
4-ethyltoluene	0.33	0.15		ppbV	1	1/27/2011 6:54:00 AM
Acetone	2.1	3.0	J	ppbV	10	1/29/2011 5:10:00 AM
Allyl chloride	< 0.15	0.15		ppbV	1	1/27/2011 6:54:00 AM
Benzene	0.15	0.15		ppbV	1	1/27/2011 6:54:00 AM
Benzyl chloride	< 0.15	0.15		ppbV	1	1/27/2011 6:54:00 AM
Bromodichloromethane	< 0.15	0.15		ppbV	1	1/27/2011 6:54:00 AM
Bromoform	< 0.15	0.15		ppbV	1	1/27/2011 6:54:00 AM
Bromomethane	< 0.15	0.15		ppbV	1	1/27/2011 6:54:00 AM
Carbon disulfide	0.59	0.15		ppbV	1	1/27/2011 6:54:00 AM
Carbon tetrachloride	< 0.15	0.15		ppbV	1	1/27/2011 6:54:00 AM
Chlorobenzene	< 0.15	0.15		ppbV	1	1/27/2011 6:54:00 AM
Chloroethane	< 0.15	0.15		ppbV	1	1/27/2011 6:54:00 AM
Chloroform	3.3	1.5		ppbV	10	1/29/2011 5:10:00 AM
Chloromethane	< 0.15	0.15		ppbV	1	1/27/2011 6:54:00 AM
cis-1,2-Dichloroethene	0.12	0.15	J	ppbV	1	1/27/2011 6:54:00 AM
cis-1,3-Dichloropropene	< 0.15	0.15		ppbV	1	1/27/2011 6:54:00 AM
Cyclohexane	0.19	0.15		ppbV	1	1/27/2011 6:54:00 AM
Dibromochloromethane	< 0.15	0.15		ppbV	1	1/27/2011 6:54:00 AM
Ethyl acetate	< 0.25	0.25		ppbV	1	1/27/2011 6:54:00 AM

Qualifiers:

**	Reporting Limit	.	Results reported are not blank corrected
B	Analyte detected in the associated Method Blank	E	Value above quantitation range
H	Holding times for preparation or analysis exceeded	J	Analyte detected at or below quantitation limits
JN	Non-routine analyte. Quantitation estimated.	ND	Not Detected at the Reporting Limit
S	Spike Recovery outside accepted recovery limits.		

Centek Laboratories, LLC

Date: *22-Feb-11*

CLIENT:	Arcadis	**Client Sample ID:**	SS-VMP 7A
Lab Order:	C1101035	**Tag Number:**	207,111
Project:	Lockheed Martin NJ001014.0001	**Collection Date:**	1/24/2011
Lab ID:	C1101035-004A	**Matrix:**	AIR

Analyses	Result	**Limit	Qual	Units	DF	Date Analyzed
1UG/M3 BY METHOD TO15		TO-15				Analyst: LL
Ethylbenzene	0.46	0.15		ppbV	1	1/27/2011 6:54:00 AM
Freon 11	0.21	0.15		ppbV	1	1/27/2011 6:54:00 AM
Freon 113	4.4	1.5		ppbV	10	1/29/2011 5:10:00 AM
Freon 114	< 0.15	0.15		ppbV	1	1/27/2011 6:54:00 AM
Freon 12	0.42	0.15		ppbV	1	1/27/2011 6:54:00 AM
Heptane	0.18	0.15		ppbV	1	1/27/2011 6:54:00 AM
Hexachloro-1,3-butadiene	< 0.15	0.15		ppbV	1	1/27/2011 6:54:00 AM
Hexane	0.33	0.15		ppbV	1	1/27/2011 6:54:00 AM
Isopropyl alcohol	16	1.5		ppbV	10	1/29/2011 5:10:00 AM
m&p-Xylene	1.6	0.30		ppbV	1	1/27/2011 6:54:00 AM
Methyl Butyl Ketone	< 0.30	0.30		ppbV	1	1/27/2011 6:54:00 AM
Methyl Ethyl Ketone	0.74	0.30		ppbV	1	1/27/2011 6:54:00 AM
Methyl Isobutyl Ketone	< 0.30	0.30		ppbV	1	1/27/2011 6:54:00 AM
Methyl tert-butyl ether	< 0.15	0.15		ppbV	1	1/27/2011 6:54:00 AM
Methylene chloride	10	1.5		ppbV	10	1/29/2011 5:10:00 AM
o-Xylene	0.60	0.15		ppbV	1	1/27/2011 6:54:00 AM
Propylene	< 0.15	0.15		ppbV	1	1/27/2011 6:54:00 AM
Styrene	0.21	0.15		ppbV	1	1/27/2011 6:54:00 AM
Tetrachloroethylene	6.2	1.5		ppbV	10	1/29/2011 5:10:00 AM
Tetrahydrofuran	1.8	0.15		ppbV	1	1/27/2011 6:54:00 AM
Toluene	2.2	1.5		ppbV	10	1/29/2011 5:10:00 AM
trans-1,2-Dichloroethene	0.28	0.15		ppbV	1	1/27/2011 6:54:00 AM
trans-1,3-Dichloropropene	< 0.15	0.15		ppbV	1	1/27/2011 6:54:00 AM
Trichloroethene	64	6.0		ppbV	40	1/29/2011 5:45:00 AM
Vinyl acetate	< 0.15	0.15		ppbV	1	1/27/2011 6:54:00 AM
Vinyl Bromide	< 0.15	0.15		ppbV	1	1/27/2011 6:54:00 AM
Vinyl chloride	< 0.15	0.15		ppbV	1	1/27/2011 6:54:00 AM
Surr: Bromofluorobenzene	111	70-130		%REC	1	1/27/2011 6:54:00 AM

Qualifiers:

**	Reporting Limit	.	Results reported are not blank corrected
B	Analyte detected in the associated Method Blank	E	Value above quantitation range
H	Holding times for preparation or analysis exceeded	J	Analyte detected at or below quantitation limits
JN	Non-routine analyte. Quantitation estimated.	ND	Not Detected at the Reporting Limit
S	Spike Recovery outside accepted recovery limits		

Centek Laboratories, LLC

Date: *22-Feb-11*

CLIENT:	Arcadis	**Client Sample ID:**	SS-VMP 7A
Lab Order:	C1101035	**Tag Number:**	207,111
Project:	Lockheed Martin NJ001014.0001	**Collection Date:**	1/24/2011
Lab ID:	C1101035-004A	**Matrix:**	AIR

Analyses	Result	**Limit	Qual	Units	DF	Date Analyzed
1UG/M3 BY METHOD TO15		TO-15				Analyst: LL
1,1,1-Trichloroethane	70	8.3		ug/m3	10	1/29/2011 5:10:00 AM
1,1,2,2-Tetrachloroethane	< 1.0	1.0		ug/m3	1	1/27/2011 6:54:00 AM
1,1,2-Trichloroethane	< 0.83	0.83		ug/m3	1	1/27/2011 6:54:00 AM
1,1-Dichloroethane	3.3	0.62		ug/m3	1	1/27/2011 6:54:00 AM
1,1-Dichloroethene	3.5	0.60		ug/m3	1	1/27/2011 6:54:00 AM
1,2,4-Trichlorobenzene	< 1.1	1.1		ug/m3	1	1/27/2011 6:54:00 AM
1,2,4-Trimethylbenzene	10	0.75		ug/m3	1	1/27/2011 6:54:00 AM
1,2-Dibromoethane	< 1.2	1.2		ug/m3	1	1/27/2011 6:54:00 AM
1,2-Dichlorobenzene	< 0.92	0.92		ug/m3	1	1/27/2011 6:54:00 AM
1,2-Dichloroethane	< 0.62	0.62		ug/m3	1	1/27/2011 6:54:00 AM
1,2-Dichloropropane	< 0.70	0.70		ug/m3	1	1/27/2011 6:54:00 AM
1,3,5-Trimethylbenzene	2.2	0.75		ug/m3	1	1/27/2011 6:54:00 AM
1,3-butadiene	< 0.34	0.34		ug/m3	1	1/27/2011 6:54:00 AM
1,3-Dichlorobenzene	< 0.92	0.92		ug/m3	1	1/27/2011 6:54:00 AM
1,4-Dichlorobenzene	< 0.92	0.92		ug/m3	1	1/27/2011 6:54:00 AM
1,4-Dioxane	< 1.1	1.1		ug/m3	1	1/27/2011 6:54:00 AM
2,2,4-trimethylpentane	< 0.71	0.71		ug/m3	1	1/27/2011 6:54:00 AM
4-ethyltoluene	1.6	0.75		ug/m3	1	1/27/2011 6:54:00 AM
Acetone	5.1	7.2	J	ug/m3	10	1/29/2011 5:10:00 AM
Allyl chloride	< 0.48	0.48		ug/m3	1	1/27/2011 6:54:00 AM
Benzene	0.49	0.49		ug/m3	1	1/27/2011 6:54:00 AM
Benzyl chloride	< 0.88	0.88		ug/m3	1	1/27/2011 6:54:00 AM
Bromodichloromethane	< 1.0	1.0		ug/m3	1	1/27/2011 6:54:00 AM
Bromoform	< 1.6	1.6		ug/m3	1	1/27/2011 6:54:00 AM
Bromomethane	< 0.59	0.59		ug/m3	1	1/27/2011 6:54:00 AM
Carbon disulfide	1.9	0.47		ug/m3	1	1/27/2011 6:54:00 AM
Carbon tetrachloride	< 0.96	0.96		ug/m3	1	1/27/2011 6:54:00 AM
Chlorobenzene	< 0.70	0.70		ug/m3	1	1/27/2011 6:54:00 AM
Chloroethane	< 0.40	0.40		ug/m3	1	1/27/2011 6:54:00 AM
Chloroform	16	7.4		ug/m3	10	1/29/2011 5:10:00 AM
Chloromethane	< 0.31	0.31		ug/m3	1	1/27/2011 6:54:00 AM
cis-1,2-Dichloroethene	0.48	0.60	J	ug/m3	1	1/27/2011 6:54:00 AM
cis-1,3-Dichloropropene	< 0.69	0.69		ug/m3	1	1/27/2011 6:54:00 AM
Cyclohexane	0.66	0.52		ug/m3	1	1/27/2011 6:54:00 AM
Dibromochloromethane	< 1.3	1.3		ug/m3	1	1/27/2011 6:54:00 AM
Ethyl acetate	< 0.92	0.92		ug/m3	1	1/27/2011 6:54:00 AM
Ethylbenzene	2.0	0.66		ug/m3	1	1/27/2011 6:54:00 AM
Freon 11	1.2	0.86		ug/m3	1	1/27/2011 6:54:00 AM
Freon 113	34	12		ug/m3	10	1/29/2011 5:10:00 AM
Freon 114	< 1.1	1.1		ug/m3	1	1/27/2011 6:54:00 AM

Qualifiers:

**	Reporting Limit	.	Results reported are not blank corrected
B	Analyte detected in the associated Method Blank	E	Value above quantitation range
H	Holding times for preparation or analysis exceeded	J	Analyte detected at or below quantitation limits
JN	Non-routine analyte. Quantitation estimated.	ND	Not Detected at the Reporting Limit
S	Spike Recovery outside accepted recovery limits		

Centek Laboratories, LLC

Date: *22-Feb-11*

CLIENT:	Arcadis	**Client Sample ID:**	SS-VMP 7A
Lab Order:	C1101035	**Tag Number:**	207,111
Project:	Lockheed Martin NJ001014.0001	**Collection Date:**	1/24/2011
Lab ID:	C1101035-004A	**Matrix:**	AIR

Analyses	Result	**Limit	Qual	Units	DF	Date Analyzed
1UG/M3 BY METHOD TO15		**TO-15**				Analyst: LL
Freon 12	2.1	0.75		ug/m3	1	1/27/2011 6:54:00 AM
Heptane	0.75	0.62		ug/m3	1	1/27/2011 6:54:00 AM
Hexachloro-1,3-butadiene	< 1.6	1.6		ug/m3	1	1/27/2011 6:54:00 AM
Hexane	1.2	0.54		ug/m3	1	1/27/2011 6:54:00 AM
Isopropyl alcohol	41	3.7		ug/m3	10	1/29/2011 5:10:00 AM
m&p-Xylene	6.9	1.3		ug/m3	1	1/27/2011 6:54:00 AM
Methyl Butyl Ketone	< 1.2	1.2		ug/m3	1	1/27/2011 6:54:00 AM
Methyl Ethyl Ketone	2.2	0.90		ug/m3	1	1/27/2011 6:54:00 AM
Methyl Isobutyl Ketone	< 1.2	1.2		ug/m3	1	1/27/2011 6:54:00 AM
Methyl tert-butyl ether	< 0.55	0.55		ug/m3	1	1/27/2011 6:54:00 AM
Methylene chloride	35	5.3		ug/m3	10	1/29/2011 5:10:00 AM
o-Xylene	2.6	0.66		ug/m3	1	1/27/2011 6:54:00 AM
Propylene	< 0.26	0.26		ug/m3	1	1/27/2011 6:54:00 AM
Styrene	0.91	0.65		ug/m3	1	1/27/2011 6:54:00 AM
Tetrachloroethylene	43	10		ug/m3	10	1/29/2011 5:10:00 AM
Tetrahydrofuran	5.4	0.45		ug/m3	1	1/27/2011 6:54:00 AM
Toluene	8.4	5.7		ug/m3	10	1/29/2011 5:10:00 AM
trans-1,2-Dichloroethene	1.1	0.60		ug/m3	1	1/27/2011 6:54:00 AM
trans-1,3-Dichloropropene	< 0.69	0.69		ug/m3	1	1/27/2011 6:54:00 AM
Trichloroethene	350	33		ug/m3	40	1/29/2011 5:45:00 AM
Vinyl acetate	< 0.54	0.54		ug/m3	1	1/27/2011 6:54:00 AM
Vinyl Bromide	< 0.67	0.67		ug/m3	1	1/27/2011 6:54:00 AM
Vinyl chloride	< 0.39	0.39		ug/m3	1	1/27/2011 6:54:00 AM

Qualifiers:

**	Reporting Limit	.	Results reported are not blank corrected
B	Analyte detected in the associated Method Blank	E	Value above quantitation range
H	Holding times for preparation or analysis exceeded	J	Analyte detected at or below quantitation limits
JN	Non-routine analyte. Quantitation estimated.	ND	Not Detected at the Reporting Limit
S	Spike Recovery outside accepted recovery limits		

Centek Laboratories, LLC

Date: *22-Feb-11*

CLIENT:	Arcadis	**Client Sample ID:**	IA-VMP 7
Lab Order:	C1101035	**Tag Number:**	101,292
Project:	Lockheed Martin NJ001014.0001	**Collection Date:**	1/24/2011
Lab ID:	C1101035-005A	**Matrix:**	AIR

Analyses	Result	**Limit	Qual	Units	DF	Date Analyzed
FIELD PARAMETERS		FLD				Analyst:
Lab Vacuum In	-5			"Hg		1/26/2011
Lab Vacuum Out	-30			"Hg		1/26/2011
1UG/M3 W/ 0.25UG/M3 CT-TCE-VC		TO-15				Analyst: LL
1,1,1-Trichloroethane	< 0.15	0.15		ppbV	1	1/26/2011 5:36:00 PM
1,1,2,2-Tetrachloroethane	< 0.15	0.15		ppbV	1	1/26/2011 5:36:00 PM
1,1,2-Trichloroethane	< 0.15	0.15		ppbV	1	1/26/2011 5:36:00 PM
1,1-Dichloroethane	< 0.15	0.15		ppbV	1	1/26/2011 5:36:00 PM
1,1-Dichloroethene	< 0.15	0.15		ppbV	1	1/26/2011 5:36:00 PM
1,2,4-Trichlorobenzene	< 0.15	0.15		ppbV	1	1/26/2011 5:36:00 PM
1,2,4-Trimethylbenzene	0.29	0.15		ppbV	1	1/26/2011 5:36:00 PM
1,2-Dibromoethane	< 0.15	0.15		ppbV	1	1/26/2011 5:36:00 PM
1,2-Dichlorobenzene	< 0.15	0.15		ppbV	1	1/26/2011 5:36:00 PM
1,2-Dichloroethane	< 0.15	0.15		ppbV	1	1/26/2011 5:36:00 PM
1,2-Dichloropropane	< 0.15	0.15		ppbV	1	1/26/2011 5:36:00 PM
1,3,5-Trimethylbenzene	0.10	0.15	J	ppbV	1	1/26/2011 5:36:00 PM
1,3-butadiene	< 0.15	0.15		ppbV	1	1/26/2011 5:36:00 PM
1,3-Dichlorobenzene	< 0.15	0.15		ppbV	1	1/26/2011 5:36:00 PM
1,4-Dichlorobenzene	0.58	0.15		ppbV	1	1/26/2011 5:36:00 PM
1,4-Dioxane	< 0.30	0.30		ppbV	1	1/26/2011 5:36:00 PM
2,2,4-trimethylpentane	< 0.15	0.15		ppbV	1	1/26/2011 5:36:00 PM
4-ethyltoluene	< 0.15	0.15		ppbV	1	1/26/2011 5:36:00 PM
Acetone	9.7	2.4		ppbV	8	1/28/2011 1:55:00 AM
Allyl chloride	< 0.15	0.15		ppbV	1	1/26/2011 5:36:00 PM
Benzene	0.33	0.15		ppbV	1	1/26/2011 5:36:00 PM
Benzyl chloride	< 0.15	0.15		ppbV	1	1/26/2011 5:36:00 PM
Bromodichloromethane	< 0.15	0.15		ppbV	1	1/26/2011 5:36:00 PM
Bromoform	< 0.15	0.15		ppbV	1	1/26/2011 5:36:00 PM
Bromomethane	< 0.15	0.15		ppbV	1	1/26/2011 5:36:00 PM
Carbon disulfide	< 0.15	0.15		ppbV	1	1/26/2011 5:36:00 PM
Carbon tetrachloride	0.040	0.040		ppbV	1	1/26/2011 5:36:00 PM
Chlorobenzene	< 0.15	0.15		ppbV	1	1/26/2011 5:36:00 PM
Chloroethane	< 0.15	0.15		ppbV	1	1/26/2011 5:36:00 PM
Chloroform	< 0.15	0.15		ppbV	1	1/26/2011 5:36:00 PM
Chloromethane	0.33	0.15		ppbV	1	1/26/2011 5:36:00 PM
cis-1,2-Dichloroethene	< 0.15	0.15		ppbV	1	1/26/2011 5:36:00 PM
cis-1,3-Dichloropropene	< 0.15	0.15		ppbV	1	1/26/2011 5:36:00 PM
Cyclohexane	1.8	0.15		ppbV	1	1/26/2011 5:36:00 PM
Dibromochloromethane	< 0.15	0.15		ppbV	1	1/26/2011 5:36:00 PM
Ethyl acetate	< 0.25	0.25		ppbV	1	1/26/2011 5:36:00 PM

Qualifiers:

- ** Reporting Limit
- B Analyte detected in the associated Method Blank
- H Holding times for preparation or analysis exceeded
- JN Non-routine analyte. Quantitation estimated.
- S Spike Recovery outside accepted recovery limits
- . Results reported are not blank corrected
- E Value above quantitation range
- J Analyte detected at or below quantitation limits
- ND Not Detected at the Reporting Limit

Centek Laboratories, LLC

Date: *22-Feb-11*

CLIENT:	Arcadis	**Client Sample ID:**	IA-VMP 7
Lab Order:	C1101035	**Tag Number:**	101,292
Project:	Lockheed Martin NJ001014.0001	**Collection Date:**	1/24/2011
Lab ID:	C1101035-005A	**Matrix:**	AIR

Analyses	Result	**Limit	Qual	Units	DF	Date Analyzed
1UG/M3 W/ 0.25UG/M3 CT-TCE-VC		**TO-15**				Analyst: LL
Ethylbenzene	0.15	0.15		ppbV	1	1/26/2011 5:36:00 PM
Freon 11	0.24	0.15		ppbV	1	1/26/2011 5:36:00 PM
Freon 113	< 0.15	0.15		ppbV	1	1/26/2011 5:36:00 PM
Freon 114	< 0.15	0.15		ppbV	1	1/26/2011 5:36:00 PM
Freon 12	0.45	0.15		ppbV	1	1/26/2011 5:36:00 PM
Heptane	0.54	0.15		ppbV	1	1/26/2011 5:36:00 PM
Hexachloro-1,3-butadiene	< 0.15	0.15		ppbV	1	1/26/2011 5:36:00 PM
Hexane	0.61	0.15		ppbV	1	1/26/2011 5:36:00 PM
Isopropyl alcohol	630	48		ppbV	320	1/28/2011 1:21:00 AM
m&p-Xylene	0.35	0.30		ppbV	1	1/26/2011 5:36:00 PM
Methyl Butyl Ketone	< 0.30	0.30		ppbV	1	1/26/2011 5:36:00 PM
Methyl Ethyl Ketone	2.3	0.30		ppbV	1	1/26/2011 5:36:00 PM
Methyl Isobutyl Ketone	< 0.30	0.30		ppbV	1	1/26/2011 5:36:00 PM
Methyl tert-butyl ether	< 0.15	0.15		ppbV	1	1/26/2011 5:36:00 PM
Methylene chloride	280	48		ppbV	320	1/28/2011 1:21:00 AM
o-Xylene	0.14	0.15	J	ppbV	1	1/26/2011 5:36:00 PM
Propylene	< 0.15	0.15		ppbV	1	1/26/2011 5:36:00 PM
Styrene	0.20	0.15		ppbV	1	1/26/2011 5:36:00 PM
Tetrachloroethylene	< 0.15	0.15		ppbV	1	1/26/2011 5:36:00 PM
Tetrahydrofuran	10	1.2		ppbV	8	1/28/2011 1:55:00 AM
Toluene	1.7	0.15		ppbV	1	1/26/2011 5:36:00 PM
trans-1,2-Dichloroethene	0.15	0.15		ppbV	1	1/26/2011 5:36:00 PM
trans-1,3-Dichloropropene	< 0.15	0.15		ppbV	1	1/26/2011 5:36:00 PM
Trichloroethene	0.10	0.040		ppbV	1	1/26/2011 5:36:00 PM
Vinyl acetate	1.6	0.15		ppbV	1	1/26/2011 5:36:00 PM
Vinyl Bromide	< 0.15	0.15		ppbV	1	1/26/2011 5:36:00 PM
Vinyl chloride	< 0.040	0.040		ppbV	1	1/26/2011 5:36:00 PM
Surr: Bromofluorobenzene	93.0	70-130		%REC	1	1/26/2011 5:36:00 PM

Qualifiers:

**	Reporting Limit	.	Results reported are not blank corrected
B	Analyte detected in the associated Method Blank	E	Value above quantitation range
H	Holding times for preparation or analysis exceeded	J	Analyte detected at or below quantitation limits
JN	Non-routine analyte. Quantitation estimated.	ND	Not Detected at the Reporting Limit
S	Spike Recovery outside accepted recovery limits		

Centek Laboratories, LLC

Date: *22-Feb-11*

CLIENT:	Arcadis	**Client Sample ID:**	IA-VMP 7
Lab Order:	C1101035	**Tag Number:**	101,292
Project:	Lockheed Martin NJ001014.0001	**Collection Date:**	1/24/2011
Lab ID:	C1101035-005A	**Matrix:**	AIR

Analyses	Result	**Limit	Qual	Units	DF	Date Analyzed
1UG/M3 W/ 0.25UG/M3 CT-TCE-VC		TO-15				Analyst: LL
1,1,1-Trichloroethane	< 0.83	0.83		ug/m3	1	1/26/2011 5:36:00 PM
1,1,2,2-Tetrachloroethane	< 1.0	1.0		ug/m3	1	1/26/2011 5:36:00 PM
1,1,2-Trichloroethane	< 0.83	0.83		ug/m3	1	1/26/2011 5:36:00 PM
1,1-Dichloroethane	< 0.62	0.62		ug/m3	1	1/26/2011 5:36:00 PM
1,1-Dichloroethene	< 0.60	0.60		ug/m3	1	1/26/2011 5:36:00 PM
1,2,4-Trichlorobenzene	< 1.1	1.1		ug/m3	1	1/26/2011 5:36:00 PM
1,2,4-Trimethylbenzene	1.4	0.75		ug/m3	1	1/26/2011 5:36:00 PM
1,2-Dibromoethane	< 1.2	1.2		ug/m3	1	1/26/2011 5:36:00 PM
1,2-Dichlorobenzene	< 0.92	0.92		ug/m3	1	1/26/2011 5:36:00 PM
1,2-Dichloroethane	< 0.62	0.62		ug/m3	1	1/26/2011 5:36:00 PM
1,2-Dichloropropane	< 0.70	0.70		ug/m3	1	1/26/2011 5:36:00 PM
1,3,5-Trimethylbenzene	0.50	0.75	J	ug/m3	1	1/26/2011 5:36:00 PM
1,3-butadiene	< 0.34	0.34		ug/m3	1	1/26/2011 5:36:00 PM
1,3-Dichlorobenzene	< 0.92	0.92		ug/m3	1	1/26/2011 5:36:00 PM
1,4-Dichlorobenzene	3.5	0.92		ug/m3	1	1/26/2011 5:36:00 PM
1,4-Dioxane	< 1.1	1.1		ug/m3	1	1/26/2011 5:36:00 PM
2,2,4-trimethylpentane	< 0.71	0.71		ug/m3	1	1/26/2011 5:36:00 PM
4-ethyltoluene	< 0.75	0.75		ug/m3	1	1/26/2011 5:36:00 PM
Acetone	23	5.8		ug/m3	8	1/28/2011 1:55:00 AM
Allyl chloride	< 0.48	0.48		ug/m3	1	1/26/2011 5:36:00 PM
Benzene	1.1	0.49		ug/m3	1	1/26/2011 5:36:00 PM
Benzyl chloride	< 0.88	0.88		ug/m3	1	1/26/2011 5:36:00 PM
Bromodichloromethane	< 1.0	1.0		ug/m3	1	1/26/2011 5:36:00 PM
Bromoform	< 1.6	1.6		ug/m3	1	1/26/2011 5:36:00 PM
Bromomethane	< 0.59	0.59		ug/m3	1	1/26/2011 5:36:00 PM
Carbon disulfide	< 0.47	0.47		ug/m3	1	1/26/2011 5:36:00 PM
Carbon tetrachloride	0.26	0.26		ug/m3	1	1/26/2011 5:36:00 PM
Chlorobenzene	< 0.70	0.70		ug/m3	1	1/26/2011 5:36:00 PM
Chloroethane	< 0.40	0.40		ug/m3	1	1/26/2011 5:36:00 PM
Chloroform	< 0.74	0.74		ug/m3	1	1/26/2011 5:36:00 PM
Chloromethane	0.69	0.31		ug/m3	1	1/26/2011 5:36:00 PM
cis-1,2-Dichloroethene	< 0.60	0.60		ug/m3	1	1/26/2011 5:36:00 PM
cis-1,3-Dichloropropene	< 0.69	0.69		ug/m3	1	1/26/2011 5:36:00 PM
Cyclohexane	6.3	0.52		ug/m3	1	1/26/2011 5:36:00 PM
Dibromochloromethane	< 1.3	1.3		ug/m3	1	1/26/2011 5:36:00 PM
Ethyl acetate	< 0.92	0.92		ug/m3	1	1/26/2011 5:36:00 PM
Ethylbenzene	0.66	0.66		ug/m3	1	1/26/2011 5:36:00 PM
Freon 11	1.4	0.86		ug/m3	1	1/26/2011 5:36:00 PM
Freon 113	< 1.2	1.2		ug/m3	1	1/26/2011 5:36:00 PM
Freon 114	< 1.1	1.1		ug/m3	1	1/26/2011 5:36:00 PM

Qualifiers:

**	Reporting Limit	.	Results reported are not blank corrected
B	Analyte detected in the associated Method Blank	E	Value above quantitation range
H	Holding times for preparation or analysis exceeded	J	Analyte detected at or below quantitation limits
JN	Non-routine analyte. Quantitation estimated.	ND	Not Detected at the Reporting Limit
S	Spike Recovery outside accepted recovery limits		

Centek Laboratories, LLC

Date: *22-Feb-11*

CLIENT:	Arcadis	**Client Sample ID:**	IA-VMP 7
Lab Order:	C1101035	**Tag Number:**	101,292
Project:	Lockheed Martin NJ001014.0001	**Collection Date:**	1/24/2011
Lab ID:	C1101035-005A	**Matrix:**	AIR

Analyses	Result	**Limit	Qual	Units	DF	Date Analyzed
1UG/M3 W/ 0.25UG/M3 CT-TCE-VC		**TO-15**				Analyst: LL
Freon 12	2.3	0.75		ug/m3	1	1/26/2011 5:36:00 PM
Heptane	2.2	0.62		ug/m3	1	1/26/2011 5:36:00 PM
Hexachloro-1,3-butadiene	< 1.6	1.6		ug/m3	1	1/26/2011 5:36:00 PM
Hexane	2.2	0.54		ug/m3	1	1/26/2011 5:36:00 PM
Isopropyl alcohol	1600	120		ug/m3	320	1/28/2011 1:21:00 AM
m&p-Xylene	1.5	1.3		ug/m3	1	1/26/2011 5:36:00 PM
Methyl Butyl Ketone	< 1.2	1.2		ug/m3	1	1/26/2011 5:36:00 PM
Methyl Ethyl Ketone	6.9	0.90		ug/m3	1	1/26/2011 5:36:00 PM
Methyl Isobutyl Ketone	< 1.2	1.2		ug/m3	1	1/26/2011 5:36:00 PM
Methyl tert-butyl ether	< 0.55	0.55		ug/m3	1	1/26/2011 5:36:00 PM
Methylene chloride	970	170		ug/m3	320	1/28/2011 1:21:00 AM
o-Xylene	0.62	0.66	J	ug/m3	1	1/26/2011 5:36:00 PM
Propylene	< 0.26	0.26		ug/m3	1	1/26/2011 5:36:00 PM
Styrene	0.87	0.65		ug/m3	1	1/26/2011 5:36:00 PM
Tetrachloroethylene	< 1.0	1.0		ug/m3	1	1/26/2011 5:36:00 PM
Tetrahydrofuran	31	3.6		ug/m3	8	1/28/2011 1:55:00 AM
Toluene	6.4	0.57		ug/m3	1	1/26/2011 5:36:00 PM
trans-1,2-Dichloroethene	0.60	0.60		ug/m3	1	1/26/2011 5:36:00 PM
trans-1,3-Dichloropropene	< 0.69	0.69		ug/m3	1	1/26/2011 5:36:00 PM
Trichloroethene	0.55	0.22		ug/m3	1	1/26/2011 5:36:00 PM
Vinyl acetate	5.7	0.54		ug/m3	1	1/26/2011 5:36:00 PM
Vinyl Bromide	< 0.67	0.67		ug/m3	1	1/26/2011 5:36:00 PM
Vinyl chloride	< 0.10	0.10		ug/m3	1	1/26/2011 5:36:00 PM

Qualifiers:

**	Reporting Limit	.	Results reported are not blank corrected
B	Analyte detected in the associated Method Blank	E	Value above quantitation range
H	Holding times for preparation or analysis exceeded	J	Analyte detected at or below quantitation limits
JN	Non-routine analyte. Quantitation estimated.	ND	Not Detected at the Reporting Limit
S	Spike Recovery outside accepted recovery limits		

Centek Laboratories, LLC

Date: *22-Feb-11*

CLIENT:	Arcadis	**Client Sample ID:**	SS-VMP 6A
Lab Order:	C1101035	**Tag Number:**	359,186
Project:	Lockheed Martin NJ001014.0001	**Collection Date:**	1/24/2011
Lab ID:	C1101035-006A	**Matrix:**	AIR

Analyses	Result	**Limit	Qual	Units	DF	Date Analyzed
FIELD PARAMETERS		FLD				Analyst:
Lab Vacuum In	-5			"Hg		1/26/2011
Lab Vacuum Out	-30			"Hg		1/26/2011
1UG/M3 BY METHOD TO15		TO-15				Analyst: LL
1,1,1-Trichloroethane	2.4	1.2		ppbV	8	1/29/2011 6:21:00 AM
1,1,2,2-Tetrachloroethane	< 0.15	0.15		ppbV	1	1/27/2011 7:29:00 AM
1,1,2-Trichloroethane	< 0.15	0.15		ppbV	1	1/27/2011 7:29:00 AM
1,1-Dichloroethane	0.12	0.15	J	ppbV	1	1/27/2011 7:29:00 AM
1,1-Dichloroethene	< 0.15	0.15		ppbV	1	1/27/2011 7:29:00 AM
1,2,4-Trichlorobenzene	< 0.15	0.15		ppbV	1	1/27/2011 7:29:00 AM
1,2,4-Trimethylbenzene	1.1	0.15		ppbV	1	1/27/2011 7:29:00 AM
1,2-Dibromoethane	< 0.15	0.15		ppbV	1	1/27/2011 7:29:00 AM
1,2-Dichlorobenzene	< 0.15	0.15		ppbV	1	1/27/2011 7:29:00 AM
1,2-Dichloroethane	< 0.15	0.15		ppbV	1	1/27/2011 7:29:00 AM
1,2-Dichloropropane	< 0.15	0.15		ppbV	1	1/27/2011 7:29:00 AM
1,3,5-Trimethylbenzene	0.29	0.15		ppbV	1	1/27/2011 7:29:00 AM
1,3-butadiene	< 0.15	0.15		ppbV	1	1/27/2011 7:29:00 AM
1,3-Dichlorobenzene	< 0.15	0.15		ppbV	1	1/27/2011 7:29:00 AM
1,4-Dichlorobenzene	0.38	0.15		ppbV	1	1/27/2011 7:29:00 AM
1,4-Dioxane	< 0.30	0.30		ppbV	1	1/27/2011 7:29:00 AM
2,2,4-trimethylpentane	< 0.15	0.15		ppbV	1	1/27/2011 7:29:00 AM
4-ethyltoluene	0.16	0.15		ppbV	1	1/27/2011 7:29:00 AM
Acetone	7.8	2.4		ppbV	8	1/29/2011 6:21:00 AM
Allyl chloride	< 0.15	0.15		ppbV	1	1/27/2011 7:29:00 AM
Benzene	0.19	0.15		ppbV	1	1/27/2011 7:29:00 AM
Benzyl chloride	< 0.15	0.15		ppbV	1	1/27/2011 7:29:00 AM
Bromodichloromethane	< 0.15	0.15		ppbV	1	1/27/2011 7:29:00 AM
Bromoform	< 0.15	0.15		ppbV	1	1/27/2011 7:29:00 AM
Bromomethane	< 0.15	0.15		ppbV	1	1/27/2011 7:29:00 AM
Carbon disulfide	0.14	0.15	J	ppbV	1	1/27/2011 7:29:00 AM
Carbon tetrachloride	0.050	0.15	J	ppbV	1	1/27/2011 7:29:00 AM
Chlorobenzene	< 0.15	0.15		ppbV	1	1/27/2011 7:29:00 AM
Chloroethane	< 0.15	0.15		ppbV	1	1/27/2011 7:29:00 AM
Chloroform	0.28	0.15		ppbV	1	1/27/2011 7:29:00 AM
Chloromethane	0.20	0.15		ppbV	1	1/27/2011 7:29:00 AM
cis-1,2-Dichloroethene	< 0.15	0.15		ppbV	1	1/27/2011 7:29:00 AM
cis-1,3-Dichloropropene	< 0.15	0.15		ppbV	1	1/27/2011 7:29:00 AM
Cyclohexane	0.83	0.15		ppbV	1	1/27/2011 7:29:00 AM
Dibromochloromethane	< 0.15	0.15		ppbV	1	1/27/2011 7:29:00 AM
Ethyl acetate	< 0.25	0.25		ppbV	1	1/27/2011 7:29:00 AM

Qualifiers:

**	Reporting Limit	.	Results reported are not blank corrected
B	Analyte detected in the associated Method Blank	E	Value above quantitation range
H	Holding times for preparation or analysis exceeded	J	Analyte detected at or below quantitation limits
JN	Non-routine analyte. Quantitation estimated.	ND	Not Detected at the Reporting Limit
S	Spike Recovery outside accepted recovery limits		

Centek Laboratories, LLC

Date: *22-Feb-11*

CLIENT:	Arcadis	**Client Sample ID:**	SS-VMP 6A
Lab Order:	C1101035	**Tag Number:**	359,186
Project:	Lockheed Martin NJ001014.0001	**Collection Date:**	1/24/2011
Lab ID:	C1101035-006A	**Matrix:**	AIR

Analyses	Result	**Limit	Qual	Units	DF	Date Analyzed
1UG/M3 BY METHOD TO15		**TO-15**				Analyst: LL
Ethylbenzene	0.24	0.15		ppbV	1	1/27/2011 7:29:00 AM
Freon 11	0.25	0.15		ppbV	1	1/27/2011 7:29:00 AM
Freon 113	2.2	1.2		ppbV	8	1/29/2011 6:21:00 AM
Freon 114	< 0.15	0.15		ppbV	1	1/27/2011 7:29:00 AM
Freon 12	0.40	0.15		ppbV	1	1/27/2011 7:29:00 AM
Heptane	< 0.15	0.15		ppbV	1	1/27/2011 7:29:00 AM
Hexachloro-1,3-butadiene	< 0.15	0.15		ppbV	1	1/27/2011 7:29:00 AM
Hexane	0.49	0.15		ppbV	1	1/27/2011 7:29:00 AM
Isopropyl alcohol	390	48		ppbV	320	1/29/2011 6:56:00 AM
m&p-Xylene	0.73	0.30		ppbV	1	1/27/2011 7:29:00 AM
Methyl Butyl Ketone	< 0.30	0.30		ppbV	1	1/27/2011 7:29:00 AM
Methyl Ethyl Ketone	0.77	0.30		ppbV	1	1/27/2011 7:29:00 AM
Methyl Isobutyl Ketone	< 0.30	0.30		ppbV	1	1/27/2011 7:29:00 AM
Methyl tert-butyl ether	< 0.15	0.15		ppbV	1	1/27/2011 7:29:00 AM
Methylene chloride	180	48		ppbV	320	1/29/2011 6:56:00 AM
o-Xylene	0.25	0.15		ppbV	1	1/27/2011 7:29:00 AM
Propylene	< 0.15	0.15		ppbV	1	1/27/2011 7:29:00 AM
Styrene	0.20	0.15		ppbV	1	1/27/2011 7:29:00 AM
Tetrachloroethylene	0.99	0.15		ppbV	1	1/27/2011 7:29:00 AM
Tetrahydrofuran	7.6	1.2		ppbV	8	1/29/2011 6:21:00 AM
Toluene	1.3	0.15		ppbV	1	1/27/2011 7:29:00 AM
trans-1,2-Dichloroethene	0.18	0.15		ppbV	1	1/27/2011 7:29:00 AM
trans-1,3-Dichloropropene	< 0.15	0.15		ppbV	1	1/27/2011 7:29:00 AM
Trichloroethene	0.87	0.15		ppbV	1	1/27/2011 7:29:00 AM
Vinyl acetate	0.73	0.15		ppbV	1	1/27/2011 7:29:00 AM
Vinyl Bromide	< 0.15	0.15		ppbV	1	1/27/2011 7:29:00 AM
Vinyl chloride	< 0.15	0.15		ppbV	1	1/27/2011 7:29:00 AM
Surr: Bromofluorobenzene	108	70-130		%REC	1	1/27/2011 7:29:00 AM

Qualifiers:

**	Reporting Limit	.	Results reported are not blank corrected
B	Analyte detected in the associated Method Blank	E	Value above quantitation range
H	Holding times for preparation or analysis exceeded	J	Analyte detected at or below quantitation limits
JN	Non-routine analyte. Quantitation estimated.	ND	Not Detected at the Reporting Limit
S	Spike Recovery outside accepted recovery limits		

Centek Laboratories, LLC

Date: *22-Feb-11*

CLIENT:	Arcadis	**Client Sample ID:**	SS-VMP 6A
Lab Order:	C1101035	**Tag Number:**	359,186
Project:	Lockheed Martin NJ001014.0001	**Collection Date:**	1/24/2011
Lab ID:	C1101035-006A	**Matrix:**	AIR

Analyses	Result	**Limit	Qual	Units	DF	Date Analyzed
1UG/M3 BY METHOD TO15		**TO-15**				Analyst: LL
1,1,1-Trichloroethane	13	6.7		ug/m3	8	1/29/2011 6:21:00 AM
1,1,2,2-Tetrachloroethane	< 1.0	1.0		ug/m3	1	1/27/2011 7:29:00 AM
1,1,2-Trichloroethane	< 0.83	0.83		ug/m3	1	1/27/2011 7:29:00 AM
1,1-Dichloroethane	0.49	0.62	J	ug/m3	1	1/27/2011 7:29:00 AM
1,1-Dichloroethene	< 0.60	0.60		ug/m3	1	1/27/2011 7:29:00 AM
1,2,4-Trichlorobenzene	< 1.1	1.1		ug/m3	1	1/27/2011 7:29:00 AM
1,2,4-Trimethylbenzene	5.5	0.75		ug/m3	1	1/27/2011 7:29:00 AM
1,2-Dibromoethane	< 1.2	1.2		ug/m3	1	1/27/2011 7:29:00 AM
1,2-Dichlorobenzene	< 0.92	0.92		ug/m3	1	1/27/2011 7:29:00 AM
1,2-Dichloroethane	< 0.62	0.62		ug/m3	1	1/27/2011 7:29:00 AM
1,2-Dichloropropane	< 0.70	0.70		ug/m3	1	1/27/2011 7:29:00 AM
1,3,5-Trimethylbenzene	1.4	0.75		ug/m3	1	1/27/2011 7:29:00 AM
1,3-butadiene	< 0.34	0.34		ug/m3	1	1/27/2011 7:29:00 AM
1,3-Dichlorobenzene	< 0.92	0.92		ug/m3	1	1/27/2011 7:29:00 AM
1,4-Dichlorobenzene	2.3	0.92		ug/m3	1	1/27/2011 7:29:00 AM
1,4-Dioxane	< 1.1	1.1		ug/m3	1	1/27/2011 7:29:00 AM
2,2,4-trimethylpentane	< 0.71	0.71		ug/m3	1	1/27/2011 7:29:00 AM
4-ethyltoluene	0.80	0.75		ug/m3	1	1/27/2011 7:29:00 AM
Acetone	19	5.8		ug/m3	8	1/29/2011 6:21:00 AM
Allyl chloride	< 0.48	0.48		ug/m3	1	1/27/2011 7:29:00 AM
Benzene	0.62	0.49		ug/m3	1	1/27/2011 7:29:00 AM
Benzyl chloride	< 0.88	0.88		ug/m3	1	1/27/2011 7:29:00 AM
Bromodichloromethane	< 1.0	1.0		ug/m3	1	1/27/2011 7:29:00 AM
Bromoform	< 1.6	1.6		ug/m3	1	1/27/2011 7:29:00 AM
Bromomethane	< 0.59	0.59		ug/m3	1	1/27/2011 7:29:00 AM
Carbon disulfide	0.44	0.47	J	ug/m3	1	1/27/2011 7:29:00 AM
Carbon tetrachloride	0.32	0.96	J	ug/m3	1	1/27/2011 7:29:00 AM
Chlorobenzene	< 0.70	0.70		ug/m3	1	1/27/2011 7:29:00 AM
Chloroethane	< 0.40	0.40		ug/m3	1	1/27/2011 7:29:00 AM
Chloroform	1.4	0.74		ug/m3	1	1/27/2011 7:29:00 AM
Chloromethane	0.42	0.31		ug/m3	1	1/27/2011 7:29:00 AM
cis-1,2-Dichloroethene	< 0.60	0.60		ug/m3	1	1/27/2011 7:29:00 AM
cis-1,3-Dichloropropene	< 0.69	0.69		ug/m3	1	1/27/2011 7:29:00 AM
Cyclohexane	2.9	0.52		ug/m3	1	1/27/2011 7:29:00 AM
Dibromochloromethane	< 1.3	1.3		ug/m3	1	1/27/2011 7:29:00 AM
Ethyl acetate	< 0.92	0.92		ug/m3	1	1/27/2011 7:29:00 AM
Ethylbenzene	1.1	0.66		ug/m3	1	1/27/2011 7:29:00 AM
Freon 11	1.4	0.86		ug/m3	1	1/27/2011 7:29:00 AM
Freon 113	17	9.3		ug/m3	8	1/29/2011 6:21:00 AM
Freon 114	< 1.1	1.1		ug/m3	1	1/27/2011 7:29:00 AM

Qualifiers:

**	Reporting Limit	.	Results reported are not blank corrected
B	Analyte detected in the associated Method Blank	E	Value above quantitation range
H	Holding times for preparation or analysis exceeded	J	Analyte detected at or below quantitation limits
JN	Non-routine analyte. Quantitation estimated.	ND	Not Detected at the Reporting Limit
S	Spike Recovery outside accepted recovery limits		

Centek Laboratories, LLC

Date: *22-Feb-11*

CLIENT:	Arcadis	**Client Sample ID:**	SS-VMP 6A
Lab Order:	C1101035	**Tag Number:**	359,186
Project:	Lockheed Martin NJ001014.0001	**Collection Date:**	1/24/2011
Lab ID:	C1101035-006A	**Matrix:**	AIR

Analyses	Result	**Limit	Qual	Units	DF	Date Analyzed
1UG/M3 BY METHOD TO15		**TO-15**				Analyst: LL
Freon 12	2.0	0.75		ug/m3	1	1/27/2011 7:29:00 AM
Heptane	< 0.62	0.62		ug/m3	1	1/27/2011 7:29:00 AM
Hexachloro-1,3-butadiene	< 1.6	1.6		ug/m3	1	1/27/2011 7:29:00 AM
Hexane	1.8	0.54		ug/m3	1	1/27/2011 7:29:00 AM
Isopropyl alcohol	980	120		ug/m3	320	1/29/2011 6:56:00 AM
m&p-Xylene	3.2	1.3		ug/m3	1	1/27/2011 7:29:00 AM
Methyl Butyl Ketone	< 1.2	1.2		ug/m3	1	1/27/2011 7:29:00 AM
Methyl Ethyl Ketone	2.3	0.90		ug/m3	1	1/27/2011 7:29:00 AM
Methyl Isobutyl Ketone	< 1.2	1.2		ug/m3	1	1/27/2011 7:29:00 AM
Methyl tert-butyl ether	< 0.55	0.55		ug/m3	1	1/27/2011 7:29:00 AM
Methylene chloride	620	170		ug/m3	320	1/29/2011 6:56:00 AM
o-Xylene	1.1	0.66		ug/m3	1	1/27/2011 7:29:00 AM
Propylene	< 0.26	0.26		ug/m3	1	1/27/2011 7:29:00 AM
Styrene	0.87	0.65		ug/m3	1	1/27/2011 7:29:00 AM
Tetrachloroethylene	6.8	1.0		ug/m3	1	1/27/2011 7:29:00 AM
Tetrahydrofuran	23	3.6		ug/m3	8	1/29/2011 6:21:00 AM
Toluene	4.9	0.57		ug/m3	1	1/27/2011 7:29:00 AM
trans-1,2-Dichloroethene	0.73	0.60		ug/m3	1	1/27/2011 7:29:00 AM
trans-1,3-Dichloropropene	< 0.69	0.69		ug/m3	1	1/27/2011 7:29:00 AM
Trichloroethene	4.8	0.82		ug/m3	1	1/27/2011 7:29:00 AM
Vinyl acetate	2.6	0.54		ug/m3	1	1/27/2011 7:29:00 AM
Vinyl Bromide	< 0.67	0.67		ug/m3	1	1/27/2011 7:29:00 AM
Vinyl chloride	< 0.39	0.39		ug/m3	1	1/27/2011 7:29:00 AM

Qualifiers:

**	Reporting Limit	.	Results reported are not blank corrected
B	Analyte detected in the associated Method Blank	E	Value above quantitation range
H	Holding times for preparation or analysis exceeded	J	Analyte detected at or below quantitation limits
JN	Non-routine analyte. Quantitation estimated.	ND	Not Detected at the Reporting Limit
S	Spike Recovery outside accepted recovery limits		

Centek Laboratories, LLC

Date: *22-Feb-11*

CLIENT:	Arcadis	**Client Sample ID:**	IA-VMP 6A
Lab Order:	C1101035	**Tag Number:**	191,69
Project:	Lockheed Martin NJ001014.0001	**Collection Date:**	1/24/2011
Lab ID:	C1101035-007A	**Matrix:**	AIR

Analyses	Result	**Limit	Qual	Units	DF	Date Analyzed
FIELD PARAMETERS		FLD				Analyst:
Lab Vacuum In	-12			"Hg		1/26/2011
Lab Vacuum Out	-30			"Hg		1/26/2011
1UG/M3 W/ 0.25UG/M3 CT-TCE-VC		TO-15				Analyst: LL
1,1,1-Trichloroethane	< 0.15	0.15		ppbV	1	1/26/2011 6:11:00 PM
1,1,2,2-Tetrachloroethane	< 0.15	0.15		ppbV	1	1/26/2011 6:11:00 PM
1,1,2-Trichloroethane	< 0.15	0.15		ppbV	1	1/26/2011 6:11:00 PM
1,1-Dichloroethane	< 0.15	0.15		ppbV	1	1/26/2011 6:11:00 PM
1,1-Dichloroethene	< 0.15	0.15		ppbV	1	1/26/2011 6:11:00 PM
1,2,4-Trichlorobenzene	< 0.15	0.15		ppbV	1	1/26/2011 6:11:00 PM
1,2,4-Trimethylbenzene	0.49	0.15		ppbV	1	1/26/2011 6:11:00 PM
1,2-Dibromoethane	< 0.15	0.15		ppbV	1	1/26/2011 6:11:00 PM
1,2-Dichlorobenzene	< 0.15	0.15		ppbV	1	1/26/2011 6:11:00 PM
1,2-Dichloroethane	< 0.15	0.15		ppbV	1	1/26/2011 6:11:00 PM
1,2-Dichloropropane	< 0.15	0.15		ppbV	1	1/26/2011 6:11:00 PM
1,3,5-Trimethylbenzene	0.12	0.15	J	ppbV	1	1/26/2011 6:11:00 PM
1,3-butadiene	< 0.15	0.15		ppbV	1	1/26/2011 6:11:00 PM
1,3-Dichlorobenzene	< 0.15	0.15		ppbV	1	1/26/2011 6:11:00 PM
1,4-Dichlorobenzene	0.51	0.15		ppbV	1	1/26/2011 6:11:00 PM
1,4-Dioxane	< 0.30	0.30		ppbV	1	1/26/2011 6:11:00 PM
2,2,4-trimethylpentane	< 0.15	0.15		ppbV	1	1/26/2011 6:11:00 PM
4-ethyltoluene	< 0.15	0.15		ppbV	1	1/26/2011 6:11:00 PM
Acetone	9.6	2.4		ppbV	8	1/28/2011 3:01:00 AM
Allyl chloride	< 0.15	0.15		ppbV	1	1/26/2011 6:11:00 PM
Benzene	0.32	0.15		ppbV	1	1/26/2011 6:11:00 PM
Benzyl chloride	< 0.15	0.15		ppbV	1	1/26/2011 6:11:00 PM
Bromodichloromethane	< 0.15	0.15		ppbV	1	1/26/2011 6:11:00 PM
Bromoform	< 0.15	0.15		ppbV	1	1/26/2011 6:11:00 PM
Bromomethane	< 0.15	0.15		ppbV	1	1/26/2011 6:11:00 PM
Carbon disulfide	0.13	0.15	J	ppbV	1	1/26/2011 6:11:00 PM
Carbon tetrachloride	0.050	0.040		ppbV	1	1/26/2011 6:11:00 PM
Chlorobenzene	< 0.15	0.15		ppbV	1	1/26/2011 6:11:00 PM
Chloroethane	< 0.15	0.15		ppbV	1	1/26/2011 6:11:00 PM
Chloroform	< 0.15	0.15		ppbV	1	1/26/2011 6:11:00 PM
Chloromethane	0.28	0.15		ppbV	1	1/26/2011 6:11:00 PM
cis-1,2-Dichloroethene	< 0.15	0.15		ppbV	1	1/26/2011 6:11:00 PM
cis-1,3-Dichloropropene	< 0.15	0.15		ppbV	1	1/26/2011 6:11:00 PM
Cyclohexane	1.7	0.15		ppbV	1	1/26/2011 6:11:00 PM
Dibromochloromethane	< 0.15	0.15		ppbV	1	1/26/2011 6:11:00 PM
Ethyl acetate	< 0.25	0.25		ppbV	1	1/26/2011 6:11:00 PM

Qualifiers:

**	Reporting Limit	.	Results reported are not blank corrected
B	Analyte detected in the associated Method Blank	E	Value above quantitation range
H	Holding times for preparation or analysis exceeded	J	Analyte detected at or below quantitation limits
JN	Non-routine analyte. Quantitation estimated.	ND	Not Detected at the Reporting Limit
S	Spike Recovery outside accepted recovery limits		

Centek Laboratories, LLC

Date: *22-Feb-11*

CLIENT:	Arcadis	**Client Sample ID:**	IA-VMP 6A
Lab Order:	C1101035	**Tag Number:**	191,69
Project:	Lockheed Martin NJ001014.0001	**Collection Date:**	1/24/2011
Lab ID:	C1101035-007A	**Matrix:**	AIR

Analyses	Result	**Limit	Qual	Units	DF	Date Analyzed
1UG/M3 W/ 0.25UG/M3 CT-TCE-VC		TO-15				Analyst: LL
Ethylbenzene	0.15	0.15		ppbV	1	1/26/2011 6:11:00 PM
Freon 11	0.20	0.15		ppbV	1	1/26/2011 6:11:00 PM
Freon 113	< 0.15	0.15		ppbV	1	1/26/2011 6:11:00 PM
Freon 114	< 0.15	0.15		ppbV	1	1/26/2011 6:11:00 PM
Freon 12	0.38	0.15		ppbV	1	1/26/2011 6:11:00 PM
Heptane	0.60	0.15		ppbV	1	1/26/2011 6:11:00 PM
Hexachloro-1,3-butadiene	< 0.15	0.15		ppbV	1	1/26/2011 6:11:00 PM
Hexane	0.72	0.15		ppbV	1	1/26/2011 6:11:00 PM
Isopropyl alcohol	540	48		ppbV	320	1/28/2011 2:27:00 AM
m&p-Xylene	0.46	0.30		ppbV	1	1/26/2011 6:11:00 PM
Methyl Butyl Ketone	< 0.30	0.30		ppbV	1	1/26/2011 6:11:00 PM
Methyl Ethyl Ketone	1.2	0.30		ppbV	1	1/26/2011 6:11:00 PM
Methyl Isobutyl Ketone	< 0.30	0.30		ppbV	1	1/26/2011 6:11:00 PM
Methyl tert-butyl ether	< 0.15	0.15		ppbV	1	1/26/2011 6:11:00 PM
Methylene chloride	230	48		ppbV	320	1/28/2011 2:27:00 AM
o-Xylene	0.18	0.15		ppbV	1	1/26/2011 6:11:00 PM
Propylene	< 0.15	0.15		ppbV	1	1/26/2011 6:11:00 PM
Styrene	0.17	0.15		ppbV	1	1/26/2011 6:11:00 PM
Tetrachloroethylene	< 0.15	0.15		ppbV	1	1/26/2011 6:11:00 PM
Tetrahydrofuran	13	1.2		ppbV	8	1/28/2011 3:01:00 AM
Toluene	1.4	0.15		ppbV	1	1/26/2011 6:11:00 PM
trans-1,2-Dichloroethene	0.14	0.15	J	ppbV	1	1/26/2011 6:11:00 PM
trans-1,3-Dichloropropene	< 0.15	0.15		ppbV	1	1/26/2011 6:11:00 PM
Trichloroethene	0.11	0.040		ppbV	1	1/26/2011 6:11:00 PM
Vinyl acetate	1.2	0.15		ppbV	1	1/26/2011 6:11:00 PM
Vinyl Bromide	< 0.15	0.15		ppbV	1	1/26/2011 6:11:00 PM
Vinyl chloride	< 0.040	0.040		ppbV	1	1/26/2011 6:11:00 PM
Surr: Bromofluorobenzene	90.0	70-130		%REC	1	1/26/2011 6:11:00 PM

Qualifiers:

**	Reporting Limit	.	Results reported are not blank corrected
B	Analyte detected in the associated Method Blank	E	Value above quantitation range
H	Holding times for preparation or analysis exceeded	J	Analyte detected at or below quantitation limits
JN	Non-routine analyte. Quantitation estimated.	ND	Not Detected at the Reporting Limit
S	Spike Recovery outside accepted recovery limits		

Centek Laboratories, LLC

Date: *22-Feb-11*

CLIENT:	Arcadis	**Client Sample ID:**	IA-VMP 6A
Lab Order:	C1101035	**Tag Number:**	191,69
Project:	Lockheed Martin NJ001014.0001	**Collection Date:**	1/24/2011
Lab ID:	C1101035-007A	**Matrix:**	AIR

Analyses	Result	**Limit	Qual	Units	DF	Date Analyzed
1UG/M3 W/ 0.25UG/M3 CT-TCE-VC		**TO-15**				Analyst: LL
1,1,1-Trichloroethane	< 0.83	0.83		ug/m3	1	1/26/2011 6:11:00 PM
1,1,2,2-Tetrachloroethane	< 1.0	1.0		ug/m3	1	1/26/2011 6:11:00 PM
1,1,2-Trichloroethane	< 0.83	0.83		ug/m3	1	1/26/2011 6:11:00 PM
1,1-Dichloroethane	< 0.62	0.62		ug/m3	1	1/26/2011 6:11:00 PM
1,1-Dichloroethene	< 0.60	0.60		ug/m3	1	1/26/2011 6:11:00 PM
1,2,4-Trichlorobenzene	< 1.1	1.1		ug/m3	1	1/26/2011 6:11:00 PM
1,2,4-Trimethylbenzene	2.4	0.75		ug/m3	1	1/26/2011 6:11:00 PM
1,2-Dibromoethane	< 1.2	1.2		ug/m3	1	1/26/2011 6:11:00 PM
1,2-Dichlorobenzene	< 0.92	0.92		ug/m3	1	1/26/2011 6:11:00 PM
1,2-Dichloroethane	< 0.62	0.62		ug/m3	1	1/26/2011 6:11:00 PM
1,2-Dichloropropane	< 0.70	0.70		ug/m3	1	1/26/2011 6:11:00 PM
1,3,5-Trimethylbenzene	0.60	0.75	J	ug/m3	1	1/26/2011 6:11:00 PM
1,3-butadiene	< 0.34	0.34		ug/m3	1	1/26/2011 6:11:00 PM
1,3-Dichlorobenzene	< 0.92	0.92		ug/m3	1	1/26/2011 6:11:00 PM
1,4-Dichlorobenzene	3.1	0.92		ug/m3	1	1/26/2011 6:11:00 PM
1,4-Dioxane	< 1.1	1.1		ug/m3	1	1/26/2011 6:11:00 PM
2,2,4-trimethylpentane	< 0.71	0.71		ug/m3	1	1/26/2011 6:11:00 PM
4-ethyltoluene	< 0.75	0.75		ug/m3	1	1/26/2011 6:11:00 PM
Acetone	23	5.8		ug/m3	8	1/28/2011 3:01:00 AM
Allyl chloride	< 0.48	0.48		ug/m3	1	1/26/2011 6:11:00 PM
Benzene	1.0	0.49		ug/m3	1	1/26/2011 6:11:00 PM
Benzyl chloride	< 0.88	0.88		ug/m3	1	1/26/2011 6:11:00 PM
Bromodichloromethane	< 1.0	1.0		ug/m3	1	1/26/2011 6:11:00 PM
Bromoform	< 1.6	1.6		ug/m3	1	1/26/2011 6:11:00 PM
Bromomethane	< 0.59	0.59		ug/m3	1	1/26/2011 6:11:00 PM
Carbon disulfide	0.41	0.47	J	ug/m3	1	1/26/2011 6:11:00 PM
Carbon tetrachloride	0.32	0.26		ug/m3	1	1/26/2011 6:11:00 PM
Chlorobenzene	< 0.70	0.70		ug/m3	1	1/26/2011 6:11:00 PM
Chloroethane	< 0.40	0.40		ug/m3	1	1/26/2011 6:11:00 PM
Chloroform	< 0.74	0.74		ug/m3	1	1/26/2011 6:11:00 PM
Chloromethane	0.59	0.31		ug/m3	1	1/26/2011 6:11:00 PM
cis-1,2-Dichloroethene	< 0.60	0.60		ug/m3	1	1/26/2011 6:11:00 PM
cis-1,3-Dichloropropene	< 0.69	0.69		ug/m3	1	1/26/2011 6:11:00 PM
Cyclohexane	5.8	0.52		ug/m3	1	1/26/2011 6:11:00 PM
Dibromochloromethane	< 1.3	1.3		ug/m3	1	1/26/2011 6:11:00 PM
Ethyl acetate	< 0.92	0.92		ug/m3	1	1/26/2011 6:11:00 PM
Ethylbenzene	0.66	0.66		ug/m3	1	1/26/2011 6:11:00 PM
Freon 11	1.1	0.86		ug/m3	1	1/26/2011 6:11:00 PM
Freon 113	< 1.2	1.2		ug/m3	1	1/26/2011 6:11:00 PM
Freon 114	< 1.1	1.1		ug/m3	1	1/26/2011 6:11:00 PM

Qualifiers:

**	Reporting Limit	.	Results reported are not blank corrected
B	Analyte detected in the associated Method Blank	E	Value above quantitation range
H	Holding times for preparation or analysis exceeded	J	Analyte detected at or below quantitation limits
JN	Non-routine analyte. Quantitation estimated.	ND	Not Detected at the Reporting Limit
S	Spike Recovery outside accepted recovery limits		

Centek Laboratories, LLC

Date: *22-Feb-11*

CLIENT:	Arcadis	**Client Sample ID:**	IA-VMP 6A
Lab Order:	C1101035	**Tag Number:**	191,69
Project:	Lockheed Martin NJ001014.0001	**Collection Date:**	1/24/2011
Lab ID:	C1101035-007A	**Matrix:**	AIR

Analyses	Result	**Limit	Qual	Units	DF	Date Analyzed
1UG/M3 W/ 0.25UG/M3 CT-TCE-VC		**TO-15**				Analyst: LL
Freon 12	1.9	0.75		ug/m3	1	1/26/2011 6:11:00 PM
Heptane	2.5	0.62		ug/m3	1	1/26/2011 6:11:00 PM
Hexachloro-1,3-butadiene	< 1.6	1.6		ug/m3	1	1/26/2011 6:11:00 PM
Hexane	2.6	0.54		ug/m3	1	1/26/2011 6:11:00 PM
Isopropyl alcohol	1400	120		ug/m3	320	1/28/2011 2:27:00 AM
m&p-Xylene	2.0	1.3		ug/m3	1	1/26/2011 6:11:00 PM
Methyl Butyl Ketone	< 1.2	1.2		ug/m3	1	1/26/2011 6:11:00 PM
Methyl Ethyl Ketone	3.4	0.90		ug/m3	1	1/26/2011 6:11:00 PM
Methyl Isobutyl Ketone	< 1.2	1.2		ug/m3	1	1/26/2011 6:11:00 PM
Methyl tert-butyl ether	< 0.55	0.55		ug/m3	1	1/26/2011 6:11:00 PM
Methylene chloride	800	170		ug/m3	320	1/28/2011 2:27:00 AM
o-Xylene	0.79	0.66		ug/m3	1	1/26/2011 6:11:00 PM
Propylene	< 0.26	0.26		ug/m3	1	1/26/2011 6:11:00 PM
Styrene	0.74	0.65		ug/m3	1	1/26/2011 6:11:00 PM
Tetrachloroethylene	< 1.0	1.0		ug/m3	1	1/26/2011 6:11:00 PM
Tetrahydrofuran	38	3.6		ug/m3	8	1/28/2011 3:01:00 AM
Toluene	5.5	0.57		ug/m3	1	1/26/2011 6:11:00 PM
trans-1,2-Dichloroethene	0.56	0.60	J	ug/m3	1	1/26/2011 6:11:00 PM
trans-1,3-Dichloropropene	< 0.69	0.69		ug/m3	1	1/26/2011 6:11:00 PM
Trichloroethene	0.60	0.22		ug/m3	1	1/26/2011 6:11:00 PM
Vinyl acetate	4.2	0.54		ug/m3	1	1/26/2011 6:11:00 PM
Vinyl Bromide	< 0.67	0.67		ug/m3	1	1/26/2011 6:11:00 PM
Vinyl chloride	< 0.10	0.10		ug/m3	1	1/26/2011 6:11:00 PM

Qualifiers:				
	**	Reporting Limit	.	Results reported are not blank corrected
	B	Analyte detected in the associated Method Blank	E	Value above quantitation range
	H	Holding times for preparation or analysis exceeded	J	Analyte detected at or below quantitation limits
	JN	Non-routine analyte. Quantitation estimated.	ND	Not Detected at the Reporting Limit
	S	Spike Recovery outside accepted recovery limits		

Centek Laboratories, LLC

Date: *22-Feb-11*

CLIENT:	Arcadis	**Client Sample ID:**	SS-VMP 6
Lab Order:	C1101035	**Tag Number:**	317,436
Project:	Lockheed Martin NJ001014.0001	**Collection Date:**	1/24/2011
Lab ID:	C1101035-008A	**Matrix:**	AIR

Analyses	Result	**Limit	Qual	Units	DF	Date Analyzed
FIELD PARAMETERS		FLD				Analyst:
Lab Vacuum In	-5			"Hg		1/26/2011
Lab Vacuum Out	-30			"Hg		1/26/2011
1UG/M3 BY METHOD TO15		TO-15				Analyst: LL
1,1,1-Trichloroethane	< 0.15	0.15		ppbV	1	1/27/2011 8:04:00 AM
1,1,2,2-Tetrachloroethane	< 0.15	0.15		ppbV	1	1/27/2011 8:04:00 AM
1,1,2-Trichloroethane	< 0.15	0.15		ppbV	1	1/27/2011 8:04:00 AM
1,1-Dichloroethane	< 0.15	0.15		ppbV	1	1/27/2011 8:04:00 AM
1,1-Dichloroethene	< 0.15	0.15		ppbV	1	1/27/2011 8:04:00 AM
1,2,4-Trichlorobenzene	< 0.15	0.15		ppbV	1	1/27/2011 8:04:00 AM
1,2,4-Trimethylbenzene	0.57	0.15		ppbV	1	1/27/2011 8:04:00 AM
1,2-Dibromoethane	< 0.15	0.15		ppbV	1	1/27/2011 8:04:00 AM
1,2-Dichlorobenzene	< 0.15	0.15		ppbV	1	1/27/2011 8:04:00 AM
1,2-Dichloroethane	< 0.15	0.15		ppbV	1	1/27/2011 8:04:00 AM
1,2-Dichloropropane	< 0.15	0.15		ppbV	1	1/27/2011 8:04:00 AM
1,3,5-Trimethylbenzene	0.16	0.15		ppbV	1	1/27/2011 8:04:00 AM
1,3-butadiene	< 0.15	0.15		ppbV	1	1/27/2011 8:04:00 AM
1,3-Dichlorobenzene	< 0.15	0.15		ppbV	1	1/27/2011 8:04:00 AM
1,4-Dichlorobenzene	1.3	0.15		ppbV	1	1/27/2011 8:04:00 AM
1,4-Dioxane	< 0.30	0.30		ppbV	1	1/27/2011 8:04:00 AM
2,2,4-trimethylpentane	< 0.15	0.15		ppbV	1	1/27/2011 8:04:00 AM
4-ethyltoluene	0.12	0.15	J	ppbV	1	1/27/2011 8:04:00 AM
Acetone	13	2.4		ppbV	8	1/29/2011 7:32:00 AM
Allyl chloride	< 0.15	0.15		ppbV	1	1/27/2011 8:04:00 AM
Benzene	0.32	0.15		ppbV	1	1/27/2011 8:04:00 AM
Benzyl chloride	< 0.15	0.15		ppbV	1	1/27/2011 8:04:00 AM
Bromodichloromethane	< 0.15	0.15		ppbV	1	1/27/2011 8:04:00 AM
Bromoform	< 0.15	0.15		ppbV	1	1/27/2011 8:04:00 AM
Bromomethane	< 0.15	0.15		ppbV	1	1/27/2011 8:04:00 AM
Carbon disulfide	0.10	0.15	J	ppbV	1	1/27/2011 8:04:00 AM
Carbon tetrachloride	0.050	0.15	J	ppbV	1	1/27/2011 8:04:00 AM
Chlorobenzene	< 0.15	0.15		ppbV	1	1/27/2011 8:04:00 AM
Chloroethane	< 0.15	0.15		ppbV	1	1/27/2011 8:04:00 AM
Chloroform	< 0.15	0.15		ppbV	1	1/27/2011 8:04:00 AM
Chloromethane	0.29	0.15		ppbV	1	1/27/2011 8:04:00 AM
cis-1,2-Dichloroethene	< 0.15	0.15		ppbV	1	1/27/2011 8:04:00 AM
cis-1,3-Dichloropropene	< 0.15	0.15		ppbV	1	1/27/2011 8:04:00 AM
Cyclohexane	0.51	0.15		ppbV	1	1/27/2011 8:04:00 AM
Dibromochloromethane	< 0.15	0.15		ppbV	1	1/27/2011 8:04:00 AM
Ethyl acetate	< 0.25	0.25		ppbV	1	1/27/2011 8:04:00 AM

Qualifiers:

**	Reporting Limit	.	Results reported are not blank corrected
B	Analyte detected in the associated Method Blank	E	Value above quantitation range
H	Holding times for preparation or analysis exceeded	J	Analyte detected at or below quantitation limits
JN	Non-routine analyte. Quantitation estimated.	ND	Not Detected at the Reporting Limit
S	Spike Recovery outside accepted recovery limits		

Centek Laboratories, LLC

Date: *22-Feb-11*

CLIENT:	Arcadis	**Client Sample ID:**	SS-VMP 6
Lab Order:	C1101035	**Tag Number:**	317,436
Project:	Lockheed Martin NJ001014.0001	**Collection Date:**	1/24/2011
Lab ID:	C1101035-008A	**Matrix:**	AIR

Analyses	Result	**Limit	Qual	Units	DF	Date Analyzed
1UG/M3 BY METHOD TO15		TO-15				Analyst: LL
Ethylbenzene	0.19	0.15		ppbV	1	1/27/2011 8:04:00 AM
Freon 11	0.22	0.15		ppbV	1	1/27/2011 8:04:00 AM
Freon 113	< 0.15	0.15		ppbV	1	1/27/2011 8:04:00 AM
Freon 114	< 0.15	0.15		ppbV	1	1/27/2011 8:04:00 AM
Freon 12	0.39	0.15		ppbV	1	1/27/2011 8:04:00 AM
Heptane	0.63	0.15		ppbV	1	1/27/2011 8:04:00 AM
Hexachloro-1,3-butadiene	< 0.15	0.15		ppbV	1	1/27/2011 8:04:00 AM
Hexane	0.56	0.15		ppbV	1	1/27/2011 8:04:00 AM
Isopropyl alcohol	590	48		ppbV	320	1/29/2011 8:07:00 AM
m&p-Xylene	0.47	0.30		ppbV	1	1/27/2011 8:04:00 AM
Methyl Butyl Ketone	< 0.30	0.30		ppbV	1	1/27/2011 8:04:00 AM
Methyl Ethyl Ketone	1.0	0.30		ppbV	1	1/27/2011 8:04:00 AM
Methyl Isobutyl Ketone	< 0.30	0.30		ppbV	1	1/27/2011 8:04:00 AM
Methyl tert-butyl ether	< 0.15	0.15		ppbV	1	1/27/2011 8:04:00 AM
Methylene chloride	230	48		ppbV	320	1/29/2011 8:07:00 AM
o-Xylene	0.17	0.15		ppbV	1	1/27/2011 8:04:00 AM
Propylene	< 0.15	0.15		ppbV	1	1/27/2011 8:04:00 AM
Styrene	0.13	0.15	J	ppbV	1	1/27/2011 8:04:00 AM
Tetrachloroethylene	< 0.15	0.15		ppbV	1	1/27/2011 8:04:00 AM
Tetrahydrofuran	3.8	0.15		ppbV	1	1/27/2011 8:04:00 AM
Toluene	1.5	1.2		ppbV	8	1/29/2011 7:32:00 AM
trans-1,2-Dichloroethene	0.11	0.15	J	ppbV	1	1/27/2011 8:04:00 AM
trans-1,3-Dichloropropene	< 0.15	0.15		ppbV	1	1/27/2011 8:04:00 AM
Trichloroethene	0.090	0.15	J	ppbV	1	1/27/2011 8:04:00 AM
Vinyl acetate	< 0.15	0.15		ppbV	1	1/27/2011 8:04:00 AM
Vinyl Bromide	< 0.15	0.15		ppbV	1	1/27/2011 8:04:00 AM
Vinyl chloride	< 0.15	0.15		ppbV	1	1/27/2011 8:04:00 AM
Surr: Bromofluorobenzene	100	70-130		%REC	1	1/27/2011 8:04:00 AM

Qualifiers:

**	Reporting Limit	.	Results reported are not blank corrected
B	Analyte detected in the associated Method Blank	E	Value above quantitation range
H	Holding times for preparation or analysis exceeded	J	Analyte detected at or below quantitation limits
JN	Non-routine analyte. Quantitation estimated.	ND	Not Detected at the Reporting Limit
S	Spike Recovery outside accepted recovery limits		

Centek Laboratories, LLC

Date: *22-Feb-11*

CLIENT:	Arcadis	**Client Sample ID:**	SS-VMP 6
Lab Order:	C1101035	**Tag Number:**	317,436
Project:	Lockheed Martin NJ001014.0001	**Collection Date:**	1/24/2011
Lab ID:	C1101035-008A	**Matrix:**	AIR

Analyses	Result	**Limit	Qual	Units	DF	Date Analyzed
1UG/M3 BY METHOD TO15		TO-15				Analyst: LL
1,1,1-Trichloroethane	< 0.83	0.83		ug/m3	1	1/27/2011 8:04:00 AM
1,1,2,2-Tetrachloroethane	< 1.0	1.0		ug/m3	1	1/27/2011 8:04:00 AM
1,1,2-Trichloroethane	< 0.83	0.83		ug/m3	1	1/27/2011 8:04:00 AM
1,1-Dichloroethane	< 0.62	0.62		ug/m3	1	1/27/2011 8:04:00 AM
1,1-Dichloroethene	< 0.60	0.60		ug/m3	1	1/27/2011 8:04:00 AM
1,2,4-Trichlorobenzene	< 1.1	1.1		ug/m3	1	1/27/2011 8:04:00 AM
1,2,4-Trimethylbenzene	2.8	0.75		ug/m3	1	1/27/2011 8:04:00 AM
1,2-Dibromoethane	< 1.2	1.2		ug/m3	1	1/27/2011 8:04:00 AM
1,2-Dichlorobenzene	< 0.92	0.92		ug/m3	1	1/27/2011 8:04:00 AM
1,2-Dichloroethane	< 0.62	0.62		ug/m3	1	1/27/2011 8:04:00 AM
1,2-Dichloropropane	< 0.70	0.70		ug/m3	1	1/27/2011 8:04:00 AM
1,3,5-Trimethylbenzene	0.80	0.75		ug/m3	1	1/27/2011 8:04:00 AM
1,3-butadiene	< 0.34	0.34		ug/m3	1	1/27/2011 8:04:00 AM
1,3-Dichlorobenzene	< 0.92	0.92		ug/m3	1	1/27/2011 8:04:00 AM
1,4-Dichlorobenzene	8.0	0.92		ug/m3	1	1/27/2011 8:04:00 AM
1,4-Dioxane	< 1.1	1.1		ug/m3	1	1/27/2011 8:04:00 AM
2,2,4-trimethylpentane	< 0.71	0.71		ug/m3	1	1/27/2011 8:04:00 AM
4-ethyltoluene	0.60	0.75	J	ug/m3	1	1/27/2011 8:04:00 AM
Acetone	31	5.8		ug/m3	8	1/29/2011 7:32:00 AM
Allyl chloride	< 0.48	0.48		ug/m3	1	1/27/2011 8:04:00 AM
Benzene	1.0	0.49		ug/m3	1	1/27/2011 8:04:00 AM
Benzyl chloride	< 0.88	0.88		ug/m3	1	1/27/2011 8:04:00 AM
Bromodichloromethane	< 1.0	1.0		ug/m3	1	1/27/2011 8:04:00 AM
Bromoform	< 1.6	1.6		ug/m3	1	1/27/2011 8:04:00 AM
Bromomethane	< 0.59	0.59		ug/m3	1	1/27/2011 8:04:00 AM
Carbon disulfide	0.32	0.47	J	ug/m3	1	1/27/2011 8:04:00 AM
Carbon tetrachloride	0.32	0.96	J	ug/m3	1	1/27/2011 8:04:00 AM
Chlorobenzene	< 0.70	0.70		ug/m3	1	1/27/2011 8:04:00 AM
Chloroethane	< 0.40	0.40		ug/m3	1	1/27/2011 8:04:00 AM
Chloroform	< 0.74	0.74		ug/m3	1	1/27/2011 8:04:00 AM
Chloromethane	0.61	0.31		ug/m3	1	1/27/2011 8:04:00 AM
cis-1,2-Dichloroethene	< 0.60	0.60		ug/m3	1	1/27/2011 8:04:00 AM
cis-1,3-Dichloropropene	< 0.69	0.69		ug/m3	1	1/27/2011 8:04:00 AM
Cyclohexane	1.8	0.52		ug/m3	1	1/27/2011 8:04:00 AM
Dibromochloromethane	< 1.3	1.3		ug/m3	1	1/27/2011 8:04:00 AM
Ethyl acetate	< 0.92	0.92		ug/m3	1	1/27/2011 8:04:00 AM
Ethylbenzene	0.84	0.66		ug/m3	1	1/27/2011 8:04:00 AM
Freon 11	1.3	0.86		ug/m3	1	1/27/2011 8:04:00 AM
Freon 113	< 1.2	1.2		ug/m3	1	1/27/2011 8:04:00 AM
Freon 114	< 1.1	1.1		ug/m3	1	1/27/2011 8:04:00 AM

Qualifiers:

**	Reporting Limit	.	Results reported are not blank corrected
B	Analyte detected in the associated Method Blank	E	Value above quantitation range
H	Holding times for preparation or analysis exceeded	J	Analyte detected at or below quantitation limits
JN	Non-routine analyte. Quantitation estimated.	ND	Not Detected at the Reporting Limit
S	Spike Recovery outside accepted recovery limits		

Centek Laboratories, LLC

Date: *22-Feb-11*

CLIENT:	Arcadis	**Client Sample ID:**	SS-VMP 6
Lab Order:	C1101035	**Tag Number:**	317,436
Project:	Lockheed Martin NJ001014.0001	**Collection Date:**	1/24/2011
Lab ID:	C1101035-008A	**Matrix:**	AIR

Analyses	Result	**Limit	Qual	Units	DF	Date Analyzed
1UG/M3 BY METHOD TO15		**TO-15**				Analyst: LL
Freon 12	2.0	0.75		ug/m3	1	1/27/2011 8:04:00 AM
Heptane	2.6	0.62		ug/m3	1	1/27/2011 8:04:00 AM
Hexachloro-1,3-butadiene	< 1.6	1.6		ug/m3	1	1/27/2011 8:04:00 AM
Hexane	2.0	0.54		ug/m3	1	1/27/2011 8:04:00 AM
Isopropyl alcohol	1500	120		ug/m3	320	1/29/2011 8:07:00 AM
m&p-Xylene	2.1	1.3		ug/m3	1	1/27/2011 8:04:00 AM
Methyl Butyl Ketone	< 1.2	1.2		ug/m3	1	1/27/2011 8:04:00 AM
Methyl Ethyl Ketone	3.1	0.90		ug/m3	1	1/27/2011 8:04:00 AM
Methyl Isobutyl Ketone	< 1.2	1.2		ug/m3	1	1/27/2011 8:04:00 AM
Methyl tert-butyl ether	< 0.55	0.55		ug/m3	1	1/27/2011 8:04:00 AM
Methylene chloride	800	170		ug/m3	320	1/29/2011 8:07:00 AM
o-Xylene	0.75	0.66		ug/m3	1	1/27/2011 8:04:00 AM
Propylene	< 0.26	0.26	.	ug/m3	1	1/27/2011 8:04:00 AM
Styrene	0.56	0.65	J	ug/m3	1	1/27/2011 8:04:00 AM
Tetrachloroethylene	< 1.0	1.0		ug/m3	1	1/27/2011 8:04:00 AM
Tetrahydrofuran	11	0.45		ug/m3	1	1/27/2011 8:04:00 AM
Toluene	5.8	4.6		ug/m3	8	1/29/2011 7:32:00 AM
trans-1,2-Dichloroethene	0.44	0.60	J	ug/m3	1	1/27/2011 8:04:00 AM
trans-1,3-Dichloropropene	< 0.69	0.69		ug/m3	1	1/27/2011 8:04:00 AM
Trichloroethene	0.49	0.82	J	ug/m3	1	1/27/2011 8:04:00 AM
Vinyl acetate	< 0.54	0.54		ug/m3	1	1/27/2011 8:04:00 AM
Vinyl Bromide	< 0.67	0.67		ug/m3	1	1/27/2011 8:04:00 AM
Vinyl chloride	< 0.39	0.39		ug/m3	1	1/27/2011 8:04:00 AM

Qualifiers:

**	Reporting Limit	.	Results reported are not blank corrected
B	Analyte detected in the associated Method Blank	E	Value above quantitation range
H	Holding times for preparation or analysis exceeded	J	Analyte detected at or below quantitation limits
JN	Non-routine analyte. Quantitation estimated.	ND	Not Detected at the Reporting Limit
S	Spike Recovery outside accepted recovery limits		

Centek Laboratories, LLC

Date: *22-Feb-11*

CLIENT:	Arcadis	**Client Sample ID:**	IA-VMP 3B
Lab Order:	C1101035	**Tag Number:**	106,395
Project:	Lockheed Martin NJ001014.0001	**Collection Date:**	1/24/2011
Lab ID:	C1101035-009A	**Matrix:**	AIR

Analyses	Result	**Limit	Qual	Units	DF	Date Analyzed
FIELD PARAMETERS		FLD				Analyst:
Lab Vacuum In	-5			"Hg		1/26/2011
Lab Vacuum Out	-30			"Hg		1/26/2011
1UG/M3 W/ 0.25UG/M3 CT-TCE-VC		TO-15				Analyst: LL
1,1,1-Trichloroethane	< 0.15	0.15		ppbV	1	1/26/2011 6:46:00 PM
1,1,2,2-Tetrachloroethane	< 0.15	0.15		ppbV	1	1/26/2011 6:46:00 PM
1,1,2-Trichloroethane	< 0.15	0.15		ppbV	1	1/26/2011 6:46:00 PM
1,1-Dichloroethane	< 0.15	0.15		ppbV	1	1/26/2011 6:46:00 PM
1,1-Dichloroethene	< 0.15	0.15		ppbV	1	1/26/2011 6:46:00 PM
1,2,4-Trichlorobenzene	< 0.15	0.15		ppbV	1	1/26/2011 6:46:00 PM
1,2,4-Trimethylbenzene	0.26	0.15		ppbV	1	1/26/2011 6:46:00 PM
1,2-Dibromoethane	< 0.15	0.15		ppbV	1	1/26/2011 6:46:00 PM
1,2-Dichlorobenzene	< 0.15	0.15		ppbV	1	1/26/2011 6:46:00 PM
1,2-Dichloroethane	< 0.15	0.15		ppbV	1	1/26/2011 6:46:00 PM
1,2-Dichloropropane	< 0.15	0.15		ppbV	1	1/26/2011 6:46:00 PM
1,3,5-Trimethylbenzene	0.11	0.15	J	ppbV	1	1/26/2011 6:46:00 PM
1,3-butadiene	< 0.15	0.15		ppbV	1	1/26/2011 6:46:00 PM
1,3-Dichlorobenzene	< 0.15	0.15		ppbV	1	1/26/2011 6:46:00 PM
1,4-Dichlorobenzene	0.23	0.15		ppbV	1	1/26/2011 6:46:00 PM
1,4-Dioxane	< 0.30	0.30		ppbV	1	1/26/2011 6:46:00 PM
2,2,4-trimethylpentane	< 0.15	0.15		ppbV	1	1/26/2011 6:46:00 PM
4-ethyltoluene	< 0.15	0.15		ppbV	1	1/26/2011 6:46:00 PM
Acetone	7.7	3.0		ppbV	10	1/28/2011 3:34:00 AM
Allyl chloride	< 0.15	0.15		ppbV	1	1/26/2011 6:46:00 PM
Benzene	0.26	0.15		ppbV	1	1/26/2011 6:46:00 PM
Benzyl chloride	< 0.15	0.15		ppbV	1	1/26/2011 6:46:00 PM
Bromodichloromethane	< 0.15	0.15		ppbV	1	1/26/2011 6:46:00 PM
Bromoform	< 0.15	0.15		ppbV	1	1/26/2011 6:46:00 PM
Bromomethane	< 0.15	0.15		ppbV	1	1/26/2011 6:46:00 PM
Carbon disulfide	< 0.15	0.15		ppbV	1	1/26/2011 6:46:00 PM
Carbon tetrachloride	0.040	0.040		ppbV	1	1/26/2011 6:46:00 PM
Chlorobenzene	< 0.15	0.15		ppbV	1	1/26/2011 6:46:00 PM
Chloroethane	< 0.15	0.15		ppbV	1	1/26/2011 6:46:00 PM
Chloroform	< 0.15	0.15		ppbV	1	1/26/2011 6:46:00 PM
Chloromethane	0.32	0.15		ppbV	1	1/26/2011 6:46:00 PM
cis-1,2-Dichloroethene	< 0.15	0.15		ppbV	1	1/26/2011 6:46:00 PM
cis-1,3-Dichloropropene	< 0.15	0.15		ppbV	1	1/26/2011 6:46:00 PM
Cyclohexane	< 0.15	0.15		ppbV	1	1/26/2011 6:46:00 PM
Dibromochloromethane	< 0.15	0.15		ppbV	1	1/26/2011 6:46:00 PM
Ethyl acetate	< 0.25	0.25		ppbV	1	1/26/2011 6:46:00 PM

Qualifiers:

**	Reporting Limit	.	Results reported are not blank corrected
B	Analyte detected in the associated Method Blank	E	Value above quantitation range
H	Holding times for preparation or analysis exceeded	J	Analyte detected at or below quantitation limits
JN	Non-routine analyte. Quantitation estimated.	ND	Not Detected at the Reporting Limit
S	Spike Recovery outside accepted recovery limits		

Centek Laboratories, LLC

Date: *22-Feb-11*

CLIENT:	Arcadis	**Client Sample ID:**	IA-VMP 3B
Lab Order:	C1101035	**Tag Number:**	106,395
Project:	Lockheed Martin NJ001014.0001	**Collection Date:**	1/24/2011
Lab ID:	C1101035-009A	**Matrix:**	AIR

Analyses	Result	**Limit	Qual	Units	DF	Date Analyzed
1UG/M3 W/ 0.25UG/M3 CT-TCE-VC		**TO-15**				Analyst: LL
Ethylbenzene	0.22	0.15		ppbV	1	1/26/2011 6:46:00 PM
Freon 11	0.22	0.15		ppbV	1	1/26/2011 6:46:00 PM
Freon 113	< 0.15	0.15		ppbV	1	1/26/2011 6:46:00 PM
Freon 114	< 0.15	0.15		ppbV	1	1/26/2011 6:46:00 PM
Freon 12	0.38	0.15		ppbV	1	1/26/2011 6:46:00 PM
Heptane	0.74	0.15		ppbV	1	1/26/2011 6:46:00 PM
Hexachloro-1,3-butadiene	< 0.15	0.15		ppbV	1	1/26/2011 6:46:00 PM
Hexane	0.31	0.15		ppbV	1	1/26/2011 6:46:00 PM
Isopropyl alcohol	84	6.0		ppbV	40	1/28/2011 4:07:00 AM
m&p-Xylene	0.25	0.30	J	ppbV	1	1/26/2011 6:46:00 PM
Methyl Butyl Ketone	< 0.30	0.30		ppbV	1	1/26/2011 6:46:00 PM
Methyl Ethyl Ketone	< 0.30	0.30		ppbV	1	1/26/2011 6:46:00 PM
Methyl Isobutyl Ketone	< 0.30	0.30		ppbV	1	1/26/2011 6:46:00 PM
Methyl tert-butyl ether	< 0.15	0.15		ppbV	1	1/26/2011 6:46:00 PM
Methylene chloride	43	6.0		ppbV	40	1/28/2011 4:07:00 AM
o-Xylene	0.18	0.15		ppbV	1	1/26/2011 6:46:00 PM
Propylene	< 0.15	0.15		ppbV	1	1/26/2011 6:46:00 PM
Styrene	2.0	0.15		ppbV	1	1/26/2011 6:46:00 PM
Tetrachloroethylene	< 0.15	0.15		ppbV	1	1/26/2011 6:46:00 PM
Tetrahydrofuran	< 0.15	0.15		ppbV	1	1/26/2011 6:46:00 PM
Toluene	3.1	1.5		ppbV	10	1/28/2011 3:34:00 AM
trans-1,2-Dichloroethene	< 0.15	0.15		ppbV	1	1/26/2011 6:46:00 PM
trans-1,3-Dichloropropene	< 0.15	0.15		ppbV	1	1/26/2011 6:46:00 PM
Trichloroethene	0.12	0.040		ppbV	1	1/26/2011 6:46:00 PM
Vinyl acetate	< 0.15	0.15		ppbV	1	1/26/2011 6:46:00 PM
Vinyl Bromide	< 0.15	0.15		ppbV	1	1/26/2011 6:46:00 PM
Vinyl chloride	< 0.040	0.040		ppbV	1	1/26/2011 6:46:00 PM
Surr: Bromofluorobenzene	89.0	70-130		%REC	1	1/26/2011 6:46:00 PM

Qualifiers:

**	Reporting Limit	.	Results reported are not blank corrected
B	Analyte detected in the associated Method Blank	E	Value above quantitation range
H	Holding times for preparation or analysis exceeded	J	Analyte detected at or below quantitation limits
JN	Non-routine analyte. Quantitation estimated.	ND	Not Detected at the Reporting Limit
S	Spike Recovery outside accepted recovery limits		

Centek Laboratories, LLC

Date: *22-Feb-11*

CLIENT:	Arcadis	**Client Sample ID:**	IA-VMP 3B
Lab Order:	C1101035	**Tag Number:**	106,395
Project:	Lockheed Martin NJ001014.0001	**Collection Date:**	1/24/2011
Lab ID:	C1101035-009A	**Matrix:**	AIR

Analyses	Result	**Limit	Qual	Units	DF	Date Analyzed
1UG/M3 W/ 0.25UG/M3 CT-TCE-VC		**TO-15**				Analyst: LL
1,1,1-Trichloroethane	< 0.83	0.83		ug/m3	1	1/26/2011 6:46:00 PM
1,1,2,2-Tetrachloroethane	< 1.0	1.0		ug/m3	1	1/26/2011 6:46:00 PM
1,1,2-Trichloroethane	< 0.83	0.83		ug/m3	1	1/26/2011 6:46:00 PM
1,1-Dichloroethane	< 0.62	0.62		ug/m3	1	1/26/2011 6:46:00 PM
1,1-Dichloroethene	< 0.60	0.60		ug/m3	1	1/26/2011 6:46:00 PM
1,2,4-Trichlorobenzene	< 1.1	1.1		ug/m3	1	1/26/2011 6:46:00 PM
1,2,4-Trimethylbenzene	1.3	0.75		ug/m3	1	1/26/2011 6:46:00 PM
1,2-Dibromoethane	< 1.2	1.2		ug/m3	1	1/26/2011 6:46:00 PM
1,2-Dichlorobenzene	< 0.92	0.92		ug/m3	1	1/26/2011 6:46:00 PM
1,2-Dichloroethane	< 0.62	0.62		ug/m3	1	1/26/2011 6:46:00 PM
1,2-Dichloropropane	< 0.70	0.70		ug/m3	1	1/26/2011 6:46:00 PM
1,3,5-Trimethylbenzene	0.55	0.75	J	ug/m3	1	1/26/2011 6:46:00 PM
1,3-butadiene	< 0.34	0.34		ug/m3	1	1/26/2011 6:46:00 PM
1,3-Dichlorobenzene	< 0.92	0.92		ug/m3	1	1/26/2011 6:46:00 PM
1,4-Dichlorobenzene	1.4	0.92		ug/m3	1	1/26/2011 6:46:00 PM
1,4-Dioxane	< 1.1	1.1		ug/m3	1	1/26/2011 6:46:00 PM
2,2,4-trimethylpentane	< 0.71	0.71		ug/m3	1	1/26/2011 6:46:00 PM
4-ethyltoluene	< 0.75	0.75		ug/m3	1	1/26/2011 6:46:00 PM
Acetone	19	7.2		ug/m3	10	1/28/2011 3:34:00 AM
Allyl chloride	< 0.48	0.48		ug/m3	1	1/26/2011 6:46:00 PM
Benzene	0.84	0.49		ug/m3	1	1/26/2011 6:46:00 PM
Benzyl chloride	< 0.88	0.88		ug/m3	1	1/26/2011 6:46:00 PM
Bromodichloromethane	< 1.0	1.0		ug/m3	1	1/26/2011 6:46:00 PM
Bromoform	< 1.6	1.6		ug/m3	1	1/26/2011 6:46:00 PM
Bromomethane	< 0.59	0.59		ug/m3	1	1/26/2011 6:46:00 PM
Carbon disulfide	< 0.47	0.47		ug/m3	1	1/26/2011 6:46:00 PM
Carbon tetrachloride	0.26	0.26		ug/m3	1	1/26/2011 6:46:00 PM
Chlorobenzene	< 0.70	0.70		ug/m3	1	1/26/2011 6:46:00 PM
Chloroethane	< 0.40	0.40		ug/m3	1	1/26/2011 6:46:00 PM
Chloroform	< 0.74	0.74		ug/m3	1	1/26/2011 6:46:00 PM
Chloromethane	0.67	0.31		ug/m3	1	1/26/2011 6:46:00 PM
cis-1,2-Dichloroethene	< 0.60	0.60		ug/m3	1	1/26/2011 6:46:00 PM
cis-1,3-Dichloropropene	< 0.69	0.69		ug/m3	1	1/26/2011 6:46:00 PM
Cyclohexane	< 0.52	0.52		ug/m3	1	1/26/2011 6:46:00 PM
Dibromochloromethane	< 1.3	1.3		ug/m3	1	1/26/2011 6:46:00 PM
Ethyl acetate	< 0.92	0.92		ug/m3	1	1/26/2011 6:46:00 PM
Ethylbenzene	0.97	0.66		ug/m3	1	1/26/2011 6:46:00 PM
Freon 11	1.3	0.86		ug/m3	1	1/26/2011 6:46:00 PM
Freon 113	< 1.2	1.2		ug/m3	1	1/26/2011 6:46:00 PM
Freon 114	< 1.1	1.1		ug/m3	1	1/26/2011 6:46:00 PM

Qualifiers:

**	Reporting Limit	.	Results reported are not blank corrected
B	Analyte detected in the associated Method Blank	E	Value above quantitation range
H	Holding times for preparation or analysis exceeded	J	Analyte detected at or below quantitation limits
JN	Non-routine analyte. Quantitation estimated.	ND	Not Detected at the Reporting Limit
S	Spike Recovery outside accepted recovery limits		

Centek Laboratories, LLC

Date: *22-Feb-11*

CLIENT:	Arcadis	**Client Sample ID:**	IA-VMP 3B
Lab Order:	C1101035	**Tag Number:**	106,395
Project:	Lockheed Martin NJ001014.0001	**Collection Date:**	1/24/2011
Lab ID:	C1101035-009A	**Matrix:**	AIR

Analyses	Result	**Limit	Qual	Units	DF	Date Analyzed
1UG/M3 W/ 0.25UG/M3 CT-TCE-VC		**TO-15**				Analyst: LL
Freon 12	1.9	0.75		ug/m3	1	1/26/2011 6:46:00 PM
Heptane	3.1	0.62		ug/m3	1	1/26/2011 6:46:00 PM
Hexachloro-1,3-butadiene	< 1.6	1.6		ug/m3	1	1/26/2011 6:46:00 PM
Hexane	1.1	0.54		ug/m3	1	1/26/2011 6:46:00 PM
Isopropyl alcohol	210	15		ug/m3	40	1/28/2011 4:07:00 AM
m&p-Xylene	1.1	1.3	J	ug/m3	1	1/26/2011 6:46:00 PM
Methyl Butyl Ketone	< 1.2	1.2		ug/m3	1	1/26/2011 6:46:00 PM
Methyl Ethyl Ketone	< 0.90	0.90		ug/m3	1	1/26/2011 6:46:00 PM
Methyl Isobutyl Ketone	< 1.2	1.2		ug/m3	1	1/26/2011 6:46:00 PM
Methyl tert-butyl ether	< 0.55	0.55		ug/m3	1	1/26/2011 6:46:00 PM
Methylene chloride	150	21		ug/m3	40	1/28/2011 4:07:00 AM
o-Xylene	0.79	0.66		ug/m3	1	1/26/2011 6:46:00 PM
Propylene	< 0.26	0.26		ug/m3	1	1/26/2011 6:46:00 PM
Styrene	8.6	0.65		ug/m3	1	1/26/2011 6:46:00 PM
Tetrachloroethylene	< 1.0	1.0		ug/m3	1	1/26/2011 6:46:00 PM
Tetrahydrofuran	< 0.45	0.45		ug/m3	1	1/26/2011 6:46:00 PM
Toluene	12	5.7		ug/m3	10	1/28/2011 3:34:00 AM
trans-1,2-Dichloroethene	< 0.60	0.60		ug/m3	1	1/26/2011 6:46:00 PM
trans-1,3-Dichloropropene	< 0.69	0.69		ug/m3	1	1/26/2011 6:46:00 PM
Trichloroethene	0.66	0.22		ug/m3	1	1/26/2011 6:46:00 PM
Vinyl acetate	< 0.54	0.54		ug/m3	1	1/26/2011 6:46:00 PM
Vinyl Bromide	< 0.67	0.67		ug/m3	1	1/26/2011 6:46:00 PM
Vinyl chloride	< 0.10	0.10		ug/m3	1	1/26/2011 6:46:00 PM

Qualifiers:

**	Reporting Limit	.	Results reported are not blank corrected
B	Analyte detected in the associated Method Blank	E	Value above quantitation range
H	Holding times for preparation or analysis exceeded	J	Analyte detected at or below quantitation limits
JN	Non-routine analyte. Quantitation estimated.	ND	Not Detected at the Reporting Limit
S	Spike Recovery outside accepted recovery limits		

Centek Laboratories, LLC

Date: *22-Feb-11*

CLIENT:	Arcadis	**Client Sample ID:**	SS-VMP 3B
Lab Order:	C1101035	**Tag Number:**	479,123
Project:	Lockheed Martin NJ001014.0001	**Collection Date:**	1/24/2011
Lab ID:	C1101035-010A	**Matrix:**	AIR

Analyses	Result	**Limit	Qual	Units	DF	Date Analyzed
FIELD PARAMETERS		FLD				Analyst:
Lab Vacuum In	-5			"Hg		1/26/2011
Lab Vacuum Out	-30			"Hg		1/26/2011
1UG/M3 BY METHOD TO15		TO-15				Analyst: LL
1,1,1-Trichloroethane	< 0.15	0.15		ppbV	1	1/27/2011 8:39:00 AM
1,1,2,2-Tetrachloroethane	< 0.15	0.15		ppbV	1	1/27/2011 8:39:00 AM
1,1,2-Trichloroethane	< 0.15	0.15		ppbV	1	1/27/2011 8:39:00 AM
1,1-Dichloroethane	< 0.15	0.15		ppbV	1	1/27/2011 8:39:00 AM
1,1-Dichloroethene	< 0.15	0.15		ppbV	1	1/27/2011 8:39:00 AM
1,2,4-Trichlorobenzene	< 0.15	0.15		ppbV	1	1/27/2011 8:39:00 AM
1,2,4-Trimethylbenzene	0.35	0.15		ppbV	1	1/27/2011 8:39:00 AM
1,2-Dibromoethane	< 0.15	0.15		ppbV	1	1/27/2011 8:39:00 AM
1,2-Dichlorobenzene	< 0.15	0.15		ppbV	1	1/27/2011 8:39:00 AM
1,2-Dichloroethane	< 0.15	0.15		ppbV	1	1/27/2011 8:39:00 AM
1,2-Dichloropropane	< 0.15	0.15		ppbV	1	1/27/2011 8:39:00 AM
1,3,5-Trimethylbenzene	0.16	0.15		ppbV	1	1/27/2011 8:39:00 AM
1,3-butadiene	< 0.15	0.15		ppbV	1	1/27/2011 8:39:00 AM
1,3-Dichlorobenzene	< 0.15	0.15		ppbV	1	1/27/2011 8:39:00 AM
1,4-Dichlorobenzene	0.75	0.15		ppbV	1	1/27/2011 8:39:00 AM
1,4-Dioxane	< 0.30	0.30		ppbV	1	1/27/2011 8:39:00 AM
2,2,4-trimethylpentane	< 0.15	0.15		ppbV	1	1/27/2011 8:39:00 AM
4-ethyltoluene	< 0.15	0.15		ppbV	1	1/27/2011 8:39:00 AM
Acetone	12	3.0		ppbV	10	1/27/2011 9:11:00 AM
Allyl chloride	< 0.15	0.15		ppbV	1	1/27/2011 8:39:00 AM
Benzene	0.31	0.15		ppbV	1	1/27/2011 8:39:00 AM
Benzyl chloride	< 0.15	0.15		ppbV	1	1/27/2011 8:39:00 AM
Bromodichloromethane	< 0.15	0.15		ppbV	1	1/27/2011 8:39:00 AM
Bromoform	< 0.15	0.15		ppbV	1	1/27/2011 8:39:00 AM
Bromomethane	< 0.15	0.15		ppbV	1	1/27/2011 8:39:00 AM
Carbon disulfide	< 0.15	0.15		ppbV	1	1/27/2011 8:39:00 AM
Carbon tetrachloride	0.060	0.15	J	ppbV	1	1/27/2011 8:39:00 AM
Chlorobenzene	< 0.15	0.15		ppbV	1	1/27/2011 8:39:00 AM
Chloroethane	< 0.15	0.15		ppbV	1	1/27/2011 8:39:00 AM
Chloroform	< 0.15	0.15		ppbV	1	1/27/2011 8:39:00 AM
Chloromethane	0.31	0.15		ppbV	1	1/27/2011 8:39:00 AM
cis-1,2-Dichloroethene	< 0.15	0.15		ppbV	1	1/27/2011 8:39:00 AM
cis-1,3-Dichloropropene	< 0.15	0.15		ppbV	1	1/27/2011 8:39:00 AM
Cyclohexane	0.51	0.15		ppbV	1	1/27/2011 8:39:00 AM
Dibromochloromethane	< 0.15	0.15		ppbV	1	1/27/2011 8:39:00 AM
Ethyl acetate	< 0.25	0.25		ppbV	1	1/27/2011 8:39:00 AM

Qualifiers:

**	Reporting Limit	.	Results reported are not blank corrected
B	Analyte detected in the associated Method Blank	E	Value above quantitation range
H	Holding times for preparation or analysis exceeded	J	Analyte detected at or below quantitation limits
JN	Non-routine analyte. Quantitation estimated.	ND	Not Detected at the Reporting Limit
S	Spike Recovery outside accepted recovery limits		

Centek Laboratories, LLC

Date: *22-Feb-11*

CLIENT:	Arcadis	**Client Sample ID:**	SS-VMP 3B
Lab Order:	C1101035	**Tag Number:**	479,123
Project:	Lockheed Martin NJ001014.0001	**Collection Date:**	1/24/2011
Lab ID:	C1101035-010A	**Matrix:**	AIR

Analyses	Result	**Limit	Qual	Units	DF	Date Analyzed
1UG/M3 BY METHOD TO15		TO-15				Analyst: LL
Ethylbenzene	0.27	0.15		ppbV	1	1/27/2011 8:39:00 AM
Freon 11	0.23	0.15		ppbV	1	1/27/2011 8:39:00 AM
Freon 113	< 0.15	0.15		ppbV	1	1/27/2011 8:39:00 AM
Freon 114	< 0.15	0.15		ppbV	1	1/27/2011 8:39:00 AM
Freon 12	0.41	0.15		ppbV	1	1/27/2011 8:39:00 AM
Heptane	0.78	0.15		ppbV	1	1/27/2011 8:39:00 AM
Hexachloro-1,3-butadiene	< 0.15	0.15		ppbV	1	1/27/2011 8:39:00 AM
Hexane	0.32	0.15		ppbV	1	1/27/2011 8:39:00 AM
Isopropyl alcohol	120	12		ppbV	80	1/29/2011 9:17:00 AM
m&p-Xylene	0.42	0.30		ppbV	1	1/27/2011 8:39:00 AM
Methyl Butyl Ketone	< 0.30	0.30		ppbV	1	1/27/2011 8:39:00 AM
Methyl Ethyl Ketone	< 0.30	0.30		ppbV	1	1/27/2011 8:39:00 AM
Methyl Isobutyl Ketone	< 0.30	0.30		ppbV	1	1/27/2011 8:39:00 AM
Methyl tert-butyl ether	< 0.15	0.15		ppbV	1	1/27/2011 8:39:00 AM
Methylene chloride	46	6.0		ppbV	40	1/29/2011 8:42:00 AM
o-Xylene	0.25	0.15		ppbV	1	1/27/2011 8:39:00 AM
Propylene	< 0.15	0.15		ppbV	1	1/27/2011 8:39:00 AM
Styrene	1.7	0.15		ppbV	1	1/27/2011 8:39:00 AM
Tetrachloroethylene	< 0.15	0.15		ppbV	1	1/27/2011 8:39:00 AM
Tetrahydrofuran	< 0.15	0.15		ppbV	1	1/27/2011 8:39:00 AM
Toluene	3.0	1.5		ppbV	10	1/27/2011 9:11:00 AM
trans-1,2-Dichloroethene	< 0.15	0.15		ppbV	1	1/27/2011 8:39:00 AM
trans-1,3-Dichloropropene	< 0.15	0.15		ppbV	1	1/27/2011 8:39:00 AM
Trichloroethene	0.11	0.15	J	ppbV	1	1/27/2011 8:39:00 AM
Vinyl acetate	< 0.15	0.15		ppbV	1	1/27/2011 8:39:00 AM
Vinyl Bromide	< 0.15	0.15		ppbV	1	1/27/2011 8:39:00 AM
Vinyl chloride	< 0.15	0.15		ppbV	1	1/27/2011 8:39:00 AM
Surr: Bromofluorobenzene	101	70-130		%REC	1	1/27/2011 8:39:00 AM

Qualifiers:

**	Reporting Limit	.	Results reported are not blank corrected
B	Analyte detected in the associated Method Blank	E	Value above quantitation range
H	Holding times for preparation or analysis exceeded	J	Analyte detected at or below quantitation limits
JN	Non-routine analyte. Quantitation estimated.	ND	Not Detected at the Reporting Limit
S	Spike Recovery outside accepted recovery limits		

Centek Laboratories, LLC

Date: *22-Feb-11*

CLIENT:	Arcadis	**Client Sample ID:**	SS-VMP 3B
Lab Order:	C1101035	**Tag Number:**	479,123
Project:	Lockheed Martin NJ001014.0001	**Collection Date:**	1/24/2011
Lab ID:	C1101035-010A	**Matrix:**	AIR

Analyses	Result	**Limit	Qual	Units	DF	Date Analyzed
1UG/M3 BY METHOD TO15		TO-15				Analyst: LL
1,1,1-Trichloroethane	< 0.83	0.83		ug/m3	1	1/27/2011 8:39:00 AM
1,1,2,2-Tetrachloroethane	< 1.0	1.0		ug/m3	1	1/27/2011 8:39:00 AM
1,1,2-Trichloroethane	< 0.83	0.83		ug/m3	1	1/27/2011 8:39:00 AM
1,1-Dichloroethane	< 0.62	0.62		ug/m3	1	1/27/2011 8:39:00 AM
1,1-Dichloroethene	< 0.60	0.60		ug/m3	1	1/27/2011 8:39:00 AM
1,2,4-Trichlorobenzene	< 1.1	1.1		ug/m3	1	1/27/2011 8:39:00 AM
1,2,4-Trimethylbenzene	1.7	0.75		ug/m3	1	1/27/2011 8:39:00 AM
1,2-Dibromoethane	< 1.2	1.2		ug/m3	1	1/27/2011 8:39:00 AM
1,2-Dichlorobenzene	< 0.92	0.92		ug/m3	1	1/27/2011 8:39:00 AM
1,2-Dichloroethane	< 0.62	0.62		ug/m3	1	1/27/2011 8:39:00 AM
1,2-Dichloropropane	< 0.70	0.70		ug/m3	1	1/27/2011 8:39:00 AM
1,3,5-Trimethylbenzene	0.80	0.75		ug/m3	1	1/27/2011 8:39:00 AM
1,3-butadiene	< 0.34	0.34		ug/m3	1	1/27/2011 8:39:00 AM
1,3-Dichlorobenzene	< 0.92	0.92		ug/m3	1	1/27/2011 8:39:00 AM
1,4-Dichlorobenzene	4.6	0.92		ug/m3	1	1/27/2011 8:39:00 AM
1,4-Dioxane	< 1.1	1.1		ug/m3	1	1/27/2011 8:39:00 AM
2,2,4-trimethylpentane	< 0.71	0.71		ug/m3	1	1/27/2011 8:39:00 AM
4-ethyltoluene	< 0.75	0.75		ug/m3	1	1/27/2011 8:39:00 AM
Acetone	29	7.2		ug/m3	10	1/27/2011 9:11:00 AM
Allyl chloride	< 0.48	0.48		ug/m3	1	1/27/2011 8:39:00 AM
Benzene	1.0	0.49		ug/m3	1	1/27/2011 8:39:00 AM
Benzyl chloride	< 0.88	0.88		ug/m3	1	1/27/2011 8:39:00 AM
Bromodichloromethane	< 1.0	1.0		ug/m3	1	1/27/2011 8:39:00 AM
Bromoform	< 1.6	1.6		ug/m3	1	1/27/2011 8:39:00 AM
Bromomethane	< 0.59	0.59		ug/m3	1	1/27/2011 8:39:00 AM
Carbon disulfide	< 0.47	0.47		ug/m3	1	1/27/2011 8:39:00 AM
Carbon tetrachloride	0.38	0.96	J	ug/m3	1	1/27/2011 8:39:00 AM
Chlorobenzene	< 0.70	0.70		ug/m3	1	1/27/2011 8:39:00 AM
Chloroethane	< 0.40	0.40		ug/m3	1	1/27/2011 8:39:00 AM
Chloroform	< 0.74	0.74		ug/m3	1	1/27/2011 8:39:00 AM
Chloromethane	0.65	0.31		ug/m3	1	1/27/2011 8:39:00 AM
cis-1,2-Dichloroethene	< 0.60	0.60		ug/m3	1	1/27/2011 8:39:00 AM
cis-1,3-Dichloropropene	< 0.69	0.69		ug/m3	1	1/27/2011 8:39:00 AM
Cyclohexane	1.8	0.52		ug/m3	1	1/27/2011 8:39:00 AM
Dibromochloromethane	< 1.3	1.3		ug/m3	1	1/27/2011 8:39:00 AM
Ethyl acetate	< 0.92	0.92		ug/m3	1	1/27/2011 8:39:00 AM
Ethylbenzene	1.2	0.66		ug/m3	1	1/27/2011 8:39:00 AM
Freon 11	1.3	0.86		ug/m3	1	1/27/2011 8:39:00 AM
Freon 113	< 1.2	1.2		ug/m3	1	1/27/2011 8:39:00 AM
Freon 114	< 1.1	1.1		ug/m3	1	1/27/2011 8:39:00 AM

Qualifiers:

**	Reporting Limit
B	Analyte detected in the associated Method Blank
H	Holding times for preparation or analysis exceeded
JN	Non-routine analyte. Quantitation estimated.
S	Spike Recovery outside accepted recovery limits
.	Results reported are not blank corrected
E	Value above quantitation range
J	Analyte detected at or below quantitation limits
ND	Not Detected at the Reporting Limit

Centek Laboratories, LLC

Date: *22-Feb-11*

CLIENT:	Arcadis	**Client Sample ID:**	SS-VMP 3B
Lab Order:	C1101035	**Tag Number:**	479,123
Project:	Lockheed Martin NJ001014.0001	**Collection Date:**	1/24/2011
Lab ID:	C1101035-010A	**Matrix:**	AIR

Analyses	Result	**Limit	Qual	Units	DF	Date Analyzed
1UG/M3 BY METHOD TO15		TO-15				Analyst: LL
Freon 12	2.1	0.75		ug/m3	1	1/27/2011 8:39:00 AM
Heptane	3.2	0.62		ug/m3	1	1/27/2011 8:39:00 AM
Hexachloro-1,3-butadiene	< 1.6	1.6		ug/m3	1	1/27/2011 8:39:00 AM
Hexane	1.1	0.54		ug/m3	1	1/27/2011 8:39:00 AM
Isopropyl alcohol	290	30		ug/m3	80	1/29/2011 9:17:00 AM
m&p-Xylene	1.9	1.3		ug/m3	1	1/27/2011 8:39:00 AM
Methyl Butyl Ketone	< 1.2	1.2		ug/m3	1	1/27/2011 8:39:00 AM
Methyl Ethyl Ketone	< 0.90	0.90		ug/m3	1	1/27/2011 8:39:00 AM
Methyl Isobutyl Ketone	< 1.2	1.2		ug/m3	1	1/27/2011 8:39:00 AM
Methyl tert-butyl ether	< 0.55	0.55		ug/m3	1	1/27/2011 8:39:00 AM
Methylene chloride	160	21		ug/m3	40	1/29/2011 8:42:00 AM
o-Xylene	1.1	0.66		ug/m3	1	1/27/2011 8:39:00 AM
Propylene	< 0.26	0.26		ug/m3	1	1/27/2011 8:39:00 AM
Styrene	7.2	0.65		ug/m3	1	1/27/2011 8:39:00 AM
Tetrachloroethylene	< 1.0	1.0		ug/m3	1	1/27/2011 8:39:00 AM
Tetrahydrofuran	< 0.45	0.45		ug/m3	1	1/27/2011 8:39:00 AM
Toluene	11	5.7		ug/m3	10	1/27/2011 9:11:00 AM
trans-1,2-Dichloroethene	< 0.60	0.60		ug/m3	1	1/27/2011 8:39:00 AM
trans-1,3-Dichloropropene	< 0.69	0.69		ug/m3	1	1/27/2011 8:39:00 AM
Trichloroethene	0.60	0.82	J	ug/m3	1	1/27/2011 8:39:00 AM
Vinyl acetate	< 0.54	0.54		ug/m3	1	1/27/2011 8:39:00 AM
Vinyl Bromide	< 0.67	0.67		ug/m3	1	1/27/2011 8:39:00 AM
Vinyl chloride	< 0.39	0.39		ug/m3	1	1/27/2011 8:39:00 AM

Qualifiers:

**	Reporting Limit	.	Results reported are not blank corrected
B	Analyte detected in the associated Method Blank	E	Value above quantitation range
H	Holding times for preparation or analysis exceeded	J	Analyte detected at or below quantitation limits
JN	Non-routine analyte. Quantitation estimated.	ND	Not Detected at the Reporting Limit
S	Spike Recovery outside accepted recovery limits		

Centek Laboratories, LLC

Date: *22-Feb-11*

CLIENT:	Arcadis	**Client Sample ID:**	SS-VMP 3E
Lab Order:	C1101035	**Tag Number:**	193,405
Project:	Lockheed Martin NJ001014.0001	**Collection Date:**	1/24/2011
Lab ID:	C1101035-011A	**Matrix:**	AIR

Analyses	Result	**Limit	Qual	Units	DF	Date Analyzed
FIELD PARAMETERS		FLD				Analyst:
Lab Vacuum In	-11			"Hg		1/26/2011
Lab Vacuum Out	-30			"Hg		1/26/2011
1UG/M3 BY METHOD TO15		TO-15				Analyst: LL
1,1,1-Trichloroethane	< 0.15	0.15		ppbV	1	1/27/2011 9:46:00 AM
1,1,2,2-Tetrachloroethane	< 0.15	0.15		ppbV	1	1/27/2011 9:46:00 AM
1,1,2-Trichloroethane	< 0.15	0.15		ppbV	1	1/27/2011 9:46:00 AM
1,1-Dichloroethane	< 0.15	0.15		ppbV	1	1/27/2011 9:46:00 AM
1,1-Dichloroethene	< 0.15	0.15		ppbV	1	1/27/2011 9:46:00 AM
1,2,4-Trichlorobenzene	< 0.15	0.15		ppbV	1	1/27/2011 9:46:00 AM
1,2,4-Trimethylbenzene	1.0	0.15		ppbV	1	1/27/2011 9:46:00 AM
1,2-Dibromoethane	< 0.15	0.15		ppbV	1	1/27/2011 9:46:00 AM
1,2-Dichlorobenzene	< 0.15	0.15		ppbV	1	1/27/2011 9:46:00 AM
1,2-Dichloroethane	< 0.15	0.15		ppbV	1	1/27/2011 9:46:00 AM
1,2-Dichloropropane	< 0.15	0.15		ppbV	1	1/27/2011 9:46:00 AM
1,3,5-Trimethylbenzene	0.24	0.15		ppbV	1	1/27/2011 9:46:00 AM
1,3-butadiene	< 0.15	0.15		ppbV	1	1/27/2011 9:46:00 AM
1,3-Dichlorobenzene	< 0.15	0.15		ppbV	1	1/27/2011 9:46:00 AM
1,4-Dichlorobenzene	< 0.15	0.15		ppbV	1	1/27/2011 9:46:00 AM
1,4-Dioxane	< 0.30	0.30		ppbV	1	1/27/2011 9:46:00 AM
2,2,4-trimethylpentane	< 0.15	0.15		ppbV	1	1/27/2011 9:46:00 AM
4-ethyltoluene	0.23	0.15		ppbV	1	1/27/2011 9:46:00 AM
Acetone	2.9	1.5		ppbV	5	1/29/2011 9:52:00 AM
Allyl chloride	< 0.15	0.15		ppbV	1	1/27/2011 9:46:00 AM
Benzene	0.29	0.15		ppbV	1	1/27/2011 9:46:00 AM
Benzyl chloride	< 0.15	0.15		ppbV	1	1/27/2011 9:46:00 AM
Bromodichloromethane	< 0.15	0.15		ppbV	1	1/27/2011 9:46:00 AM
Bromoform	< 0.15	0.15		ppbV	1	1/27/2011 9:46:00 AM
Bromomethane	< 0.15	0.15		ppbV	1	1/27/2011 9:46:00 AM
Carbon disulfide	< 0.15	0.15		ppbV	1	1/27/2011 9:46:00 AM
Carbon tetrachloride	0.060	0.15	J	ppbV	1	1/27/2011 9:46:00 AM
Chlorobenzene	< 0.15	0.15		ppbV	1	1/27/2011 9:46:00 AM
Chloroethane	< 0.15	0.15		ppbV	1	1/27/2011 9:46:00 AM
Chloroform	< 0.15	0.15		ppbV	1	1/27/2011 9:46:00 AM
Chloromethane	0.38	0.15		ppbV	1	1/27/2011 9:46:00 AM
cis-1,2-Dichloroethene	< 0.15	0.15		ppbV	1	1/27/2011 9:46:00 AM
cis-1,3-Dichloropropene	< 0.15	0.15		ppbV	1	1/27/2011 9:46:00 AM
Cyclohexane	< 0.15	0.15		ppbV	1	1/27/2011 9:46:00 AM
Dibromochloromethane	< 0.15	0.15		ppbV	1	1/27/2011 9:46:00 AM
Ethyl acetate	< 0.25	0.25		ppbV	1	1/27/2011 9:46:00 AM

Qualifiers:

**	Reporting Limit	.	Results reported are not blank corrected
B	Analyte detected in the associated Method Blank	E	Value above quantitation range
H	Holding times for preparation or analysis exceeded	J	Analyte detected at or below quantitation limits
JN	Non-routine analyte. Quantitation estimated.	ND	Not Detected at the Reporting Limit
S	Spike Recovery outside accepted recovery limits		

Centek Laboratories, LLC

Date: *22-Feb-11*

CLIENT:	Arcadis	**Client Sample ID:**	SS-VMP 3E
Lab Order:	C1101035	**Tag Number:**	193,405
Project:	Lockheed Martin NJ001014.0001	**Collection Date:**	1/24/2011
Lab ID:	C1101035-011A	**Matrix:**	AIR

Analyses	Result	**Limit	Qual	Units	DF	Date Analyzed
1UG/M3 BY METHOD TO15		TO-15				Analyst: LL
Ethylbenzene	0.21	0.15		ppbV	1	1/27/2011 9:46:00 AM
Freon 11	0.24	0.15		ppbV	1	1/27/2011 9:46:00 AM
Freon 113	< 0.15	0.15		ppbV	1	1/27/2011 9:46:00 AM
Freon 114	< 0.15	0.15		ppbV	1	1/27/2011 9:46:00 AM
Freon 12	0.45	0.15		ppbV	1	1/27/2011 9:46:00 AM
Heptane	2.8	0.75		ppbV	5	1/29/2011 9:52:00 AM
Hexachloro-1,3-butadiene	< 0.15	0.15		ppbV	1	1/27/2011 9:46:00 AM
Hexane	0.51	0.15		ppbV	1	1/27/2011 9:46:00 AM
Isopropyl alcohol	6.0	0.75		ppbV	5	1/29/2011 9:52:00 AM
m&p-Xylene	0.47	0.30		ppbV	1	1/27/2011 9:46:00 AM
Methyl Butyl Ketone	< 0.30	0.30		ppbV	1	1/27/2011 9:46:00 AM
Methyl Ethyl Ketone	< 0.30	0.30		ppbV	1	1/27/2011 9:46:00 AM
Methyl Isobutyl Ketone	< 0.30	0.30		ppbV	1	1/27/2011 9:46:00 AM
Methyl tert-butyl ether	< 0.15	0.15		ppbV	1	1/27/2011 9:46:00 AM
Methylene chloride	1.7	0.15		ppbV	1	1/27/2011 9:46:00 AM
o-Xylene	0.14	0.15	J	ppbV	1	1/27/2011 9:46:00 AM
Propylene	< 0.15	0.15		ppbV	1	1/27/2011 9:46:00 AM
Styrene	0.25	0.15		ppbV	1	1/27/2011 9:46:00 AM
Tetrachloroethylene	0.17	0.15		ppbV	1	1/27/2011 9:46:00 AM
Tetrahydrofuran	< 0.15	0.15		ppbV	1	1/27/2011 9:46:00 AM
Toluene	1.5	0.15		ppbV	1	1/27/2011 9:46:00 AM
trans-1,2-Dichloroethene	< 0.15	0.15		ppbV	1	1/27/2011 9:46:00 AM
trans-1,3-Dichloropropene	< 0.15	0.15		ppbV	1	1/27/2011 9:46:00 AM
Trichloroethene	0.24	0.15		ppbV	1	1/27/2011 9:46:00 AM
Vinyl acetate	< 0.15	0.15		ppbV	1	1/27/2011 9:46:00 AM
Vinyl Bromide	< 0.15	0.15		ppbV	1	1/27/2011 9:46:00 AM
Vinyl chloride	< 0.15	0.15		ppbV	1	1/27/2011 9:46:00 AM
Surr: Bromofluorobenzene	98.0	70-130		%REC	1	1/27/2011 9:46:00 AM

Qualifiers:

**	Reporting Limit	.	Results reported are not blank corrected
B	Analyte detected in the associated Method Blank	E	Value above quantitation range
H	Holding times for preparation or analysis exceeded	J	Analyte detected at or below quantitation limits
JN	Non-routine analyte. Quantitation estimated.	ND	Not Detected at the Reporting Limit
S	Spike Recovery outside accepted recovery limits		

Centek Laboratories, LLC

Date: *22-Feb-11*

CLIENT:	Arcadis	**Client Sample ID:**	SS-VMP 3E
Lab Order:	C1101035	**Tag Number:**	193,405
Project:	Lockheed Martin NJ001014.0001	**Collection Date:**	1/24/2011
Lab ID:	C1101035-011A	**Matrix:**	AIR

Analyses	Result	**Limit	Qual	Units	DF	Date Analyzed
1UG/M3 BY METHOD TO15		**TO-15**				Analyst: LL
1,1,1-Trichloroethane	< 0.83	0.83		ug/m3	1	1/27/2011 9:46:00 AM
1,1,2,2-Tetrachloroethane	< 1.0	1.0		ug/m3	1	1/27/2011 9:46:00 AM
1,1,2-Trichloroethane	< 0.83	0.83		ug/m3	1	1/27/2011 9:46:00 AM
1,1-Dichloroethane	< 0.62	0.62		ug/m3	1	1/27/2011 9:46:00 AM
1,1-Dichloroethene	< 0.60	0.60		ug/m3	1	1/27/2011 9:46:00 AM
1,2,4-Trichlorobenzene	< 1.1	1.1		ug/m3	1	1/27/2011 9:46:00 AM
1,2,4-Trimethylbenzene	5.1	0.75		ug/m3	1	1/27/2011 9:46:00 AM
1,2-Dibromoethane	< 1.2	1.2		ug/m3	1	1/27/2011 9:46:00 AM
1,2-Dichlorobenzene	< 0.92	0.92		ug/m3	1	1/27/2011 9:46:00 AM
1,2-Dichloroethane	< 0.62	0.62		ug/m3	1	1/27/2011 9:46:00 AM
1,2-Dichloropropane	< 0.70	0.70		ug/m3	1	1/27/2011 9:46:00 AM
1,3,5-Trimethylbenzene	1.2	0.75		ug/m3	1	1/27/2011 9:46:00 AM
1,3-butadiene	< 0.34	0.34		ug/m3	1	1/27/2011 9:46:00 AM
1,3-Dichlorobenzene	< 0.92	0.92		ug/m3	1	1/27/2011 9:46:00 AM
1,4-Dichlorobenzene	< 0.92	0.92		ug/m3	1	1/27/2011 9:46:00 AM
1,4-Dioxane	< 1.1	1.1		ug/m3	1	1/27/2011 9:46:00 AM
2,2,4-trimethylpentane	< 0.71	0.71		ug/m3	1	1/27/2011 9:46:00 AM
4-ethyltoluene	1.1	0.75		ug/m3	1	1/27/2011 9:46:00 AM
Acetone	6.9	3.6		ug/m3	5	1/29/2011 9:52:00 AM
Allyl chloride	< 0.48	0.48		ug/m3	1	1/27/2011 9:46:00 AM
Benzene	0.94	0.49		ug/m3	1	1/27/2011 9:46:00 AM
Benzyl chloride	< 0.88	0.88		ug/m3	1	1/27/2011 9:46:00 AM
Bromodichloromethane	< 1.0	1.0		ug/m3	1	1/27/2011 9:46:00 AM
Bromoform	< 1.6	1.6		ug/m3	1	1/27/2011 9:46:00 AM
Bromomethane	< 0.59	0.59		ug/m3	1	1/27/2011 9:46:00 AM
Carbon disulfide	< 0.47	0.47		ug/m3	1	1/27/2011 9:46:00 AM
Carbon tetrachloride	0.38	0.96	J	ug/m3	1	1/27/2011 9:46:00 AM
Chlorobenzene	< 0.70	0.70		ug/m3	1	1/27/2011 9:46:00 AM
Chloroethane	< 0.40	0.40		ug/m3	1	1/27/2011 9:46:00 AM
Chloroform	< 0.74	0.74		ug/m3	1	1/27/2011 9:46:00 AM
Chloromethane	0.80	0.31		ug/m3	1	1/27/2011 9:46:00 AM
cis-1,2-Dichloroethene	< 0.60	0.60		ug/m3	1	1/27/2011 9:46:00 AM
cis-1,3-Dichloropropene	< 0.69	0.69		ug/m3	1	1/27/2011 9:46:00 AM
Cyclohexane	< 0.52	0.52		ug/m3	1	1/27/2011 9:46:00 AM
Dibromochloromethane	< 1.3	1.3		ug/m3	1	1/27/2011 9:46:00 AM
Ethyl acetate	< 0.92	0.92		ug/m3	1	1/27/2011 9:46:00 AM
Ethylbenzene	0.93	0.66		ug/m3	1	1/27/2011 9:46:00 AM
Freon 11	1.4	0.86		ug/m3	1	1/27/2011 9:46:00 AM
Freon 113	< 1.2	1.2		ug/m3	1	1/27/2011 9:46:00 AM
Freon 114	< 1.1	1.1		ug/m3	1	1/27/2011 9:46:00 AM

Qualifiers:

**	Reporting Limit	.	Results reported are not blank corrected
B	Analyte detected in the associated Method Blank	E	Value above quantitation range
H	Holding times for preparation or analysis exceeded	J	Analyte detected at or below quantitation limits
JN	Non-routine analyte. Quantitation estimated.	ND	Not Detected at the Reporting Limit
S	Spike Recovery outside accepted recovery limits		

Centek Laboratories, LLC

Date: *22-Feb-11*

CLIENT:	Arcadis	**Client Sample ID:**	SS-VMP 3E
Lab Order:	C1101035	**Tag Number:**	193,405
Project:	Lockheed Martin NJ001014.0001	**Collection Date:**	1/24/2011
Lab ID:	C1101035-011A	**Matrix:**	AIR

Analyses	Result	**Limit	Qual	Units	DF	Date Analyzed
1UG/M3 BY METHOD TO15		**TO-15**				Analyst: LL
Freon 12	2.3	0.75		ug/m3	1	1/27/2011 9:46:00 AM
Heptane	12	3.1		ug/m3	5	1/29/2011 9:52:00 AM
Hexachloro-1,3-butadiene	< 1.6	1.6		ug/m3	1	1/27/2011 9:46:00 AM
Hexane	1.8	0.54		ug/m3	1	1/27/2011 9:46:00 AM
Isopropyl alcohol	15	1.9		ug/m3	5	1/29/2011 9:52:00 AM
m&p-Xylene	2.1	1.3		ug/m3	1	1/27/2011 9:46:00 AM
Methyl Butyl Ketone	< 1.2	1.2		ug/m3	1	1/27/2011 9:46:00 AM
Methyl Ethyl Ketone	< 0.90	0.90		ug/m3	1	1/27/2011 9:46:00 AM
Methyl Isobutyl Ketone	< 1.2	1.2		ug/m3	1	1/27/2011 9:46:00 AM
Methyl tert-butyl ether	< 0.55	0.55		ug/m3	1	1/27/2011 9:46:00 AM
Methylene chloride	5.9	0.53		ug/m3	1	1/27/2011 9:46:00 AM
o-Xylene	0.62	0.66	J	ug/m3	1	1/27/2011 9:46:00 AM
Propylene	< 0.26	0.26		ug/m3	1	1/27/2011 9:46:00 AM
Styrene	1.1	0.65		ug/m3	1	1/27/2011 9:46:00 AM
Tetrachloroethylene	1.2	1.0		ug/m3	1	1/27/2011 9:46:00 AM
Tetrahydrofuran	< 0.45	0.45		ug/m3	1	1/27/2011 9:46:00 AM
Toluene	5.8	0.57		ug/m3	1	1/27/2011 9:46:00 AM
trans-1,2-Dichloroethene	< 0.60	0.60		ug/m3	1	1/27/2011 9:46:00 AM
trans-1,3-Dichloropropene	< 0.69	0.69		ug/m3	1	1/27/2011 9:46:00 AM
Trichloroethene	1.3	0.82		ug/m3	1	1/27/2011 9:46:00 AM
Vinyl acetate	< 0.54	0.54		ug/m3	1	1/27/2011 9:46:00 AM
Vinyl Bromide	< 0.67	0.67		ug/m3	1	1/27/2011 9:46:00 AM
Vinyl chloride	< 0.39	0.39		ug/m3	1	1/27/2011 9:46:00 AM

Qualifiers:

**	Reporting Limit	.	Results reported are not blank corrected
B	Analyte detected in the associated Method Blank	E	Value above quantitation range
H	Holding times for preparation or analysis exceeded	J	Analyte detected at or below quantitation limits
JN	Non-routine analyte. Quantitation estimated.	ND	Not Detected at the Reporting Limit
S	Spike Recovery outside accepted recovery limits		

Centek Laboratories, LLC

Date: *22-Feb-11*

CLIENT:	Arcadis	**Client Sample ID:**	IA-VMP 3E
Lab Order:	C1101035	**Tag Number:**	422,56
Project:	Lockheed Martin NJ001014.0001	**Collection Date:**	1/24/2011
Lab ID:	C1101035-012A	**Matrix:**	AIR

Analyses	Result	**Limit	Qual	Units	DF	Date Analyzed
FIELD PARAMETERS		FLD				Analyst:
Lab Vacuum In	-6			"Hg		1/26/2011
Lab Vacuum Out	-30			"Hg		1/26/2011
1UG/M3 W/ 0.25UG/M3 CT-TCE-VC		TO-15				Analyst: LL
1,1,1-Trichloroethane	< 0.15	0.15		ppbV	1	1/26/2011 7:21:00 PM
1,1,2,2-Tetrachloroethane	< 0.15	0.15		ppbV	1	1/26/2011 7:21:00 PM
1,1,2-Trichloroethane	< 0.15	0.15		ppbV	1	1/26/2011 7:21:00 PM
1,1-Dichloroethane	< 0.15	0.15		ppbV	1	1/26/2011 7:21:00 PM
1,1-Dichloroethene	< 0.15	0.15		ppbV	1	1/26/2011 7:21:00 PM
1,2,4-Trichlorobenzene	< 0.15	0.15		ppbV	1	1/26/2011 7:21:00 PM
1,2,4-Trimethylbenzene	0.77	0.15		ppbV	1	1/26/2011 7:21:00 PM
1,2-Dibromoethane	< 0.15	0.15		ppbV	1	1/26/2011 7:21:00 PM
1,2-Dichlorobenzene	< 0.15	0.15		ppbV	1	1/26/2011 7:21:00 PM
1,2-Dichloroethane	< 0.15	0.15		ppbV	1	1/26/2011 7:21:00 PM
1,2-Dichloropropane	< 0.15	0.15		ppbV	1	1/26/2011 7:21:00 PM
1,3,5-Trimethylbenzene	0.16	0.15		ppbV	1	1/26/2011 7:21:00 PM
1,3-butadiene	< 0.15	0.15		ppbV	1	1/26/2011 7:21:00 PM
1,3-Dichlorobenzene	< 0.15	0.15		ppbV	1	1/26/2011 7:21:00 PM
1,4-Dichlorobenzene	< 0.15	0.15		ppbV	1	1/26/2011 7:21:00 PM
1,4-Dioxane	< 0.30	0.30		ppbV	1	1/26/2011 7:21:00 PM
2,2,4-trimethylpentane	< 0.15	0.15		ppbV	1	1/26/2011 7:21:00 PM
4-ethyltoluene	0.16	0.15		ppbV	1	1/26/2011 7:21:00 PM
Acetone	2.7	1.5		ppbV	5	1/28/2011 4:39:00 AM
Allyl chloride	< 0.15	0.15		ppbV	1	1/26/2011 7:21:00 PM
Benzene	0.27	0.15		ppbV	1	1/26/2011 7:21:00 PM
Benzyl chloride	< 0.15	0.15		ppbV	1	1/26/2011 7:21:00 PM
Bromodichloromethane	< 0.15	0.15		ppbV	1	1/26/2011 7:21:00 PM
Bromoform	< 0.15	0.15		ppbV	1	1/26/2011 7:21:00 PM
Bromomethane	< 0.15	0.15		ppbV	1	1/26/2011 7:21:00 PM
Carbon disulfide	< 0.15	0.15		ppbV	1	1/26/2011 7:21:00 PM
Carbon tetrachloride	0.050	0.040		ppbV	1	1/26/2011 7:21:00 PM
Chlorobenzene	< 0.15	0.15		ppbV	1	1/26/2011 7:21:00 PM
Chloroethane	< 0.15	0.15		ppbV	1	1/26/2011 7:21:00 PM
Chloroform	< 0.15	0.15		ppbV	1	1/26/2011 7:21:00 PM
Chloromethane	0.29	0.15		ppbV	1	1/26/2011 7:21:00 PM
cis-1,2-Dichloroethene	< 0.15	0.15		ppbV	1	1/26/2011 7:21:00 PM
cis-1,3-Dichloropropene	< 0.15	0.15		ppbV	1	1/26/2011 7:21:00 PM
Cyclohexane	< 0.15	0.15		ppbV	1	1/26/2011 7:21:00 PM
Dibromochloromethane	< 0.15	0.15		ppbV	1	1/26/2011 7:21:00 PM
Ethyl acetate	< 0.25	0.25		ppbV	1	1/26/2011 7:21:00 PM

Qualifiers:

**	Reporting Limit	.	Results reported are not blank corrected
B	Analyte detected in the associated Method Blank	E	Value above quantitation range
H	Holding times for preparation or analysis exceeded	J	Analyte detected at or below quantitation limits
JN	Non-routine analyte. Quantitation estimated.	ND	Not Detected at the Reporting Limit
S	Spike Recovery outside accepted recovery limits		

Centek Laboratories, LLC

Date: *22-Feb-11*

CLIENT:	Arcadis	**Client Sample ID:**	IA-VMP 3E
Lab Order:	C1101035	**Tag Number:**	422,56
Project:	Lockheed Martin NJ001014.0001	**Collection Date:**	1/24/2011
Lab ID:	C1101035-012A	**Matrix:**	AIR

Analyses	Result	**Limit	Qual	Units	DF	Date Analyzed
1UG/M3 W/ 0.25UG/M3 CT-TCE-VC		TO-15				Analyst: LL
Ethylbenzene	0.18	0.15		ppbV	1	1/26/2011 7:21:00 PM
Freon 11	0.18	0.15		ppbV	1	1/26/2011 7:21:00 PM
Freon 113	< 0.15	0.15		ppbV	1	1/26/2011 7:21:00 PM
Freon 114	< 0.15	0.15		ppbV	1	1/26/2011 7:21:00 PM
Freon 12	0.37	0.15		ppbV	1	1/26/2011 7:21:00 PM
Heptane	5.0	0.75		ppbV	5	1/28/2011 4:39:00 AM
Hexachloro-1,3-butadiene	< 0.15	0.15		ppbV	1	1/26/2011 7:21:00 PM
Hexane	0.40	0.15		ppbV	1	1/26/2011 7:21:00 PM
Isopropyl alcohol	7.4	0.75		ppbV	5	1/28/2011 4:39:00 AM
m&p-Xylene	0.36	0.30		ppbV	1	1/26/2011 7:21:00 PM
Methyl Butyl Ketone	< 0.30	0.30		ppbV	1	1/26/2011 7:21:00 PM
Methyl Ethyl Ketone	< 0.30	0.30		ppbV	1	1/26/2011 7:21:00 PM
Methyl Isobutyl Ketone	< 0.30	0.30		ppbV	1	1/26/2011 7:21:00 PM
Methyl tert-butyl ether	< 0.15	0.15		ppbV	1	1/26/2011 7:21:00 PM
Methylene chloride	2.8	0.75		ppbV	5	1/28/2011 4:39:00 AM
o-Xylene	0.15	0.15		ppbV	1	1/26/2011 7:21:00 PM
Propylene	< 0.15	0.15		ppbV	1	1/26/2011 7:21:00 PM
Styrene	0.49	0.15		ppbV	1	1/26/2011 7:21:00 PM
Tetrachloroethylene	0.10	0.15	J	ppbV	1	1/26/2011 7:21:00 PM
Tetrahydrofuran	< 0.15	0.15		ppbV	1	1/26/2011 7:21:00 PM
Toluene	1.5	0.15		ppbV	1	1/26/2011 7:21:00 PM
trans-1,2-Dichloroethene	< 0.15	0.15		ppbV	1	1/26/2011 7:21:00 PM
trans-1,3-Dichloropropene	< 0.15	0.15		ppbV	1	1/26/2011 7:21:00 PM
Trichloroethene	0.23	0.040		ppbV	1	1/26/2011 7:21:00 PM
Vinyl acetate	< 0.15	0.15		ppbV	1	1/26/2011 7:21:00 PM
Vinyl Bromide	< 0.15	0.15		ppbV	1	1/26/2011 7:21:00 PM
Vinyl chloride	< 0.040	0.040		ppbV	1	1/26/2011 7:21:00 PM
Surr: Bromofluorobenzene	92.0	70-130		%REC	1	1/26/2011 7:21:00 PM

Qualifiers:

**	Reporting Limit	.	Results reported are not blank corrected
B	Analyte detected in the associated Method Blank	E	Value above quantitation range
H	Holding times for preparation or analysis exceeded	J	Analyte detected at or below quantitation limits
JN	Non-routine analyte. Quantitation estimated.	ND	Not Detected at the Reporting Limit
S	Spike Recovery outside accepted recovery limits		

Centek Laboratories, LLC

Date: *22-Feb-11*

CLIENT:	Arcadis	**Client Sample ID:**	IA-VMP 3E
Lab Order:	C1101035	**Tag Number:**	422,56
Project:	Lockheed Martin NJ001014.0001	**Collection Date:**	1/24/2011
Lab ID:	C1101035-012A	**Matrix:**	AIR

Analyses	Result	**Limit	Qual	Units	DF	Date Analyzed
1UG/M3 W/ 0.25UG/M3 CT-TCE-VC		**TO-15**				Analyst: LL
1,1,1-Trichloroethane	< 0.83	0.83		ug/m3	1	1/26/2011 7:21:00 PM
1,1,2,2-Tetrachloroethane	< 1.0	1.0		ug/m3	1	1/26/2011 7:21:00 PM
1,1,2-Trichloroethane	< 0.83	0.83		ug/m3	1	1/26/2011 7:21:00 PM
1,1-Dichloroethane	< 0.62	0.62		ug/m3	1	1/26/2011 7:21:00 PM
1,1-Dichloroethene	< 0.60	0.60		ug/m3	1	1/26/2011 7:21:00 PM
1,2,4-Trichlorobenzene	< 1.1	1.1		ug/m3	1	1/26/2011 7:21:00 PM
1,2,4-Trimethylbenzene	3.8	0.75		ug/m3	1	1/26/2011 7:21:00 PM
1,2-Dibromoethane	< 1.2	1.2		ug/m3	1	1/26/2011 7:21:00 PM
1,2-Dichlorobenzene	< 0.92	0.92		ug/m3	1	1/26/2011 7:21:00 PM
1,2-Dichloroethane	< 0.62	0.62		ug/m3	1	1/26/2011 7:21:00 PM
1,2-Dichloropropane	< 0.70	0.70		ug/m3	1	1/26/2011 7:21:00 PM
1,3,5-Trimethylbenzene	0.80	0.75		ug/m3	1	1/26/2011 7:21:00 PM
1,3-butadiene	< 0.34	0.34		ug/m3	1	1/26/2011 7:21:00 PM
1,3-Dichlorobenzene	< 0.92	0.92		ug/m3	1	1/26/2011 7:21:00 PM
1,4-Dichlorobenzene	< 0.92	0.92		ug/m3	1	1/26/2011 7:21:00 PM
1,4-Dioxane	< 1.1	1.1		ug/m3	1	1/26/2011 7:21:00 PM
2,2,4-trimethylpentane	< 0.71	0.71		ug/m3	1	1/26/2011 7:21:00 PM
4-ethyltoluene	0.80	0.75		ug/m3	1	1/26/2011 7:21:00 PM
Acetone	6.5	3.6		ug/m3	5	1/28/2011 4:39:00 AM
Allyl chloride	< 0.48	0.48		ug/m3	1	1/26/2011 7:21:00 PM
Benzene	0.88	0.49		ug/m3	1	1/26/2011 7:21:00 PM
Benzyl chloride	< 0.88	0.88		ug/m3	1	1/26/2011 7:21:00 PM
Bromodichloromethane	< 1.0	1.0		ug/m3	1	1/26/2011 7:21:00 PM
Bromoform	< 1.6	1.6		ug/m3	1	1/26/2011 7:21:00 PM
Bromomethane	< 0.59	0.59		ug/m3	1	1/26/2011 7:21:00 PM
Carbon disulfide	< 0.47	0.47		ug/m3	1	1/26/2011 7:21:00 PM
Carbon tetrachloride	0.32	0.26		ug/m3	1	1/26/2011 7:21:00 PM
Chlorobenzene	< 0.70	0.70		ug/m3	1	1/26/2011 7:21:00 PM
Chloroethane	< 0.40	0.40		ug/m3	1	1/26/2011 7:21:00 PM
Chloroform	< 0.74	0.74		ug/m3	1	1/26/2011 7:21:00 PM
Chloromethane	0.61	0.31		ug/m3	1	1/26/2011 7:21:00 PM
cis-1,2-Dichloroethene	< 0.60	0.60		ug/m3	1	1/26/2011 7:21:00 PM
cis-1,3-Dichloropropene	< 0.69	0.69		ug/m3	1	1/26/2011 7:21:00 PM
Cyclohexane	< 0.52	0.52		ug/m3	1	1/26/2011 7:21:00 PM
Dibromochloromethane	< 1.3	1.3		ug/m3	1	1/26/2011 7:21:00 PM
Ethyl acetate	< 0.92	0.92		ug/m3	1	1/26/2011 7:21:00 PM
Ethylbenzene	0.79	0.66		ug/m3	1	1/26/2011 7:21:00 PM
Freon 11	1.0	0.86		ug/m3	1	1/26/2011 7:21:00 PM
Freon 113	< 1.2	1.2		ug/m3	1	1/26/2011 7:21:00 PM
Freon 114	< 1.1	1.1		ug/m3	1	1/26/2011 7:21:00 PM

Qualifiers:

**	Reporting Limit	.	Results reported are not blank corrected
B	Analyte detected in the associated Method Blank	E	Value above quantitation range
H	Holding times for preparation or analysis exceeded	J	Analyte detected at or below quantitation limits
JN	Non-routine analyte. Quantitation estimated.	ND	Not Detected at the Reporting Limit
S	Spike Recovery outside accepted recovery limits		

Centek Laboratories, LLC

Date: *22-Feb-11*

CLIENT:	Arcadis	**Client Sample ID:**	IA-VMP 3E
Lab Order:	C1101035	**Tag Number:**	422,56
Project:	Lockheed Martin NJ001014.0001	**Collection Date:**	1/24/2011
Lab ID:	C1101035-012A	**Matrix:**	AIR

Analyses	Result	**Limit	Qual	Units	DF	Date Analyzed
1UG/M3 W/ 0.25UG/M3 CT-TCE-VC		TO-15				Analyst: LL
Freon 12	1.9	0.75		ug/m3	1	1/26/2011 7:21:00 PM
Heptane	21	3.1		ug/m3	5	1/28/2011 4:39:00 AM
Hexachloro-1,3-butadiene	< 1.6	1.6		ug/m3	1	1/26/2011 7:21:00 PM
Hexane	1.4	0.54		ug/m3	1	1/26/2011 7:21:00 PM
Isopropyl alcohol	19	1.9		ug/m3	5	1/28/2011 4:39:00 AM
m&p-Xylene	1.6	1.3		ug/m3	1	1/26/2011 7:21:00 PM
Methyl Butyl Ketone	< 1.2	1.2		ug/m3	1	1/26/2011 7:21:00 PM
Methyl Ethyl Ketone	< 0.90	0.90		ug/m3	1	1/26/2011 7:21:00 PM
Methyl Isobutyl Ketone	< 1.2	1.2		ug/m3	1	1/26/2011 7:21:00 PM
Methyl tert-butyl ether	< 0.55	0.55		ug/m3	1	1/26/2011 7:21:00 PM
Methylene chloride	9.7	2.6		ug/m3	5	1/28/2011 4:39:00 AM
o-Xylene	0.66	0.66		ug/m3	1	1/26/2011 7:21:00 PM
Propylene	< 0.26	0.26		ug/m3	1	1/26/2011 7:21:00 PM
Styrene	2.1	0.65		ug/m3	1	1/26/2011 7:21:00 PM
Tetrachloroethylene	0.69	1.0	J	ug/m3	1	1/26/2011 7:21:00 PM
Tetrahydrofuran	< 0.45	0.45		ug/m3	1	1/26/2011 7:21:00 PM
Toluene	5.7	0.57		ug/m3	1	1/26/2011 7:21:00 PM
trans-1,2-Dichloroethene	< 0.60	0.60		ug/m3	1	1/26/2011 7:21:00 PM
trans-1,3-Dichloropropene	< 0.69	0.69		ug/m3	1	1/26/2011 7:21:00 PM
Trichloroethene	1.3	0.22		ug/m3	1	1/26/2011 7:21:00 PM
Vinyl acetate	< 0.54	0.54		ug/m3	1	1/26/2011 7:21:00 PM
Vinyl Bromide	< 0.67	0.67		ug/m3	1	1/26/2011 7:21:00 PM
Vinyl chloride	< 0.10	0.10		ug/m3	1	1/26/2011 7:21:00 PM

Qualifiers:

**	Reporting Limit	.	Results reported are not blank corrected
B	Analyte detected in the associated Method Blank	E	Value above quantitation range
H	Holding times for preparation or analysis exceeded	J	Analyte detected at or below quantitation limits
JN	Non-routine analyte. Quantitation estimated.	ND	Not Detected at the Reporting Limit
S	Spike Recovery outside accepted recovery limits		

Centek Laboratories, LLC

Date: *22-Feb-11*

CLIENT:	Arcadis	**Client Sample ID:**	SS-VMP 5B
Lab Order:	C1101035	**Tag Number:**	418,277
Project:	Lockheed Martin NJ001014.0001	**Collection Date:**	1/25/2011
Lab ID:	C1101035-013A	**Matrix:**	AIR

Analyses	Result	**Limit	Qual	Units	DF	Date Analyzed
FIELD PARAMETERS		FLD				Analyst:
Lab Vacuum In	-5			"Hg		1/26/2011
Lab Vacuum Out	-30			"Hg		1/26/2011
1UG/M3 BY METHOD TO15		TO-15				Analyst: LL
1,1,1-Trichloroethane	< 0.15	0.15		ppbV	1	1/27/2011 5:33:00 PM
1,1,2,2-Tetrachloroethane	< 0.15	0.15		ppbV	1	1/27/2011 5:33:00 PM
1,1,2-Trichloroethane	< 0.15	0.15		ppbV	1	1/27/2011 5:33:00 PM
1,1-Dichloroethane	< 0.15	0.15		ppbV	1	1/27/2011 5:33:00 PM
1,1-Dichloroethene	< 0.15	0.15		ppbV	1	1/27/2011 5:33:00 PM
1,2,4-Trichlorobenzene	< 0.15	0.15		ppbV	1	1/27/2011 5:33:00 PM
1,2,4-Trimethylbenzene	0.21	0.15		ppbV	1	1/27/2011 5:33:00 PM
1,2-Dibromoethane	< 0.15	0.15		ppbV	1	1/27/2011 5:33:00 PM
1,2-Dichlorobenzene	< 0.15	0.15		ppbV	1	1/27/2011 5:33:00 PM
1,2-Dichloroethane	< 0.15	0.15		ppbV	1	1/27/2011 5:33:00 PM
1,2-Dichloropropane	< 0.15	0.15		ppbV	1	1/27/2011 5:33:00 PM
1,3,5-Trimethylbenzene	< 0.15	0.15		ppbV	1	1/27/2011 5:33:00 PM
1,3-butadiene	< 0.15	0.15		ppbV	1	1/27/2011 5:33:00 PM
1,3-Dichlorobenzene	< 0.15	0.15		ppbV	1	1/27/2011 5:33:00 PM
1,4-Dichlorobenzene	0.63	0.15		ppbV	1	1/27/2011 5:33:00 PM
1,4-Dioxane	< 0.30	0.30		ppbV	1	1/27/2011 5:33:00 PM
2,2,4-trimethylpentane	< 0.15	0.15		ppbV	1	1/27/2011 5:33:00 PM
4-ethyltoluene	< 0.15	0.15		ppbV	1	1/27/2011 5:33:00 PM
Acetone	8.0	2.4		ppbV	8	1/28/2011 5:53:00 PM
Allyl chloride	< 0.15	0.15		ppbV	1	1/27/2011 5:33:00 PM
Benzene	0.27	0.15		ppbV	1	1/27/2011 5:33:00 PM
Benzyl chloride	< 0.15	0.15		ppbV	1	1/27/2011 5:33:00 PM
Bromodichloromethane	< 0.15	0.15		ppbV	1	1/27/2011 5:33:00 PM
Bromoform	< 0.15	0.15		ppbV	1	1/27/2011 5:33:00 PM
Bromomethane	< 0.15	0.15		ppbV	1	1/27/2011 5:33:00 PM
Carbon disulfide	0.29	0.15		ppbV	1	1/27/2011 5:33:00 PM
Carbon tetrachloride	0.050	0.15	J	ppbV	1	1/27/2011 5:33:00 PM
Chlorobenzene	< 0.15	0.15		ppbV	1	1/27/2011 5:33:00 PM
Chloroethane	< 0.15	0.15		ppbV	1	1/27/2011 5:33:00 PM
Chloroform	< 0.15	0.15		ppbV	1	1/27/2011 5:33:00 PM
Chloromethane	0.31	0.15		ppbV	1	1/27/2011 5:33:00 PM
cis-1,2-Dichloroethene	< 0.15	0.15		ppbV	1	1/27/2011 5:33:00 PM
cis-1,3-Dichloropropene	< 0.15	0.15		ppbV	1	1/27/2011 5:33:00 PM
Cyclohexane	0.32	0.15		ppbV	1	1/27/2011 5:33:00 PM
Dibromochloromethane	< 0.15	0.15		ppbV	1	1/27/2011 5:33:00 PM
Ethyl acetate	< 0.25	0.25		ppbV	1	1/27/2011 5:33:00 PM

Qualifiers:

**	Reporting Limit	.	Results reported are not blank corrected
B	Analyte detected in the associated Method Blank	E	Value above quantitation range
H	Holding times for preparation or analysis exceeded	J	Analyte detected at or below quantitation limits
JN	Non-routine analyte. Quantitation estimated.	ND	Not Detected at the Reporting Limit
S	Spike Recovery outside accepted recovery limits		

Centek Laboratories, LLC

Date: *22-Feb-11*

CLIENT:	Arcadis	**Client Sample ID:**	SS-VMP 5B
Lab Order:	C1101035	**Tag Number:**	418,277
Project:	Lockheed Martin NJ001014.0001	**Collection Date:**	1/25/2011
Lab ID:	C1101035-013A	**Matrix:**	AIR

Analyses	Result	**Limit	Qual	Units	DF	Date Analyzed
1UG/M3 BY METHOD TO15		**TO-15**				Analyst: LL
Ethylbenzene	0.11	0.15	J	ppbV	1	1/27/2011 5:33:00 PM
Freon 11	0.22	0.15		ppbV	1	1/27/2011 5:33:00 PM
Freon 113	0.11	0.15	J	ppbV	1	1/27/2011 5:33:00 PM
Freon 114	< 0.15	0.15		ppbV	1	1/27/2011 5:33:00 PM
Freon 12	0.41	0.15		ppbV	1	1/27/2011 5:33:00 PM
Heptane	0.27	0.15		ppbV	1	1/27/2011 5:33:00 PM
Hexachloro-1,3-butadiene	< 0.15	0.15		ppbV	1	1/27/2011 5:33:00 PM
Hexane	0.33	0.15		ppbV	1	1/27/2011 5:33:00 PM
Isopropyl alcohol	190	24		ppbV	160	1/28/2011 6:27:00 PM
m&p-Xylene	0.27	0.30	J	ppbV	1	1/27/2011 5:33:00 PM
Methyl Butyl Ketone	< 0.30	0.30		ppbV	1	1/27/2011 5:33:00 PM
Methyl Ethyl Ketone	< 0.30	0.30		ppbV	1	1/27/2011 5:33:00 PM
Methyl Isobutyl Ketone	< 0.30	0.30		ppbV	1	1/27/2011 5:33:00 PM
Methyl tert-butyl ether	< 0.15	0.15		ppbV	1	1/27/2011 5:33:00 PM
Methylene chloride	90	24		ppbV	160	1/28/2011 6:27:00 PM
o-Xylene	< 0.15	0.15		ppbV	1	1/27/2011 5:33:00 PM
Propylene	< 0.15	0.15		ppbV	1	1/27/2011 5:33:00 PM
Styrene	< 0.15	0.15		ppbV	1	1/27/2011 5:33:00 PM
Tetrachloroethylene	< 0.15	0.15		ppbV	1	1/27/2011 5:33:00 PM
Tetrahydrofuran	1.6	0.15		ppbV	1	1/27/2011 5:33:00 PM
Toluene	1.1	0.15		ppbV	1	1/27/2011 5:33:00 PM
trans-1,2-Dichloroethene	< 0.15	0.15		ppbV	1	1/27/2011 5:33:00 PM
trans-1,3-Dichloropropene	< 0.15	0.15		ppbV	1	1/27/2011 5:33:00 PM
Trichloroethene	0.050	0.15	J	ppbV	1	1/27/2011 5:33:00 PM
Vinyl acetate	< 0.15	0.15		ppbV	1	1/27/2011 5:33:00 PM
Vinyl Bromide	< 0.15	0.15		ppbV	1	1/27/2011 5:33:00 PM
Vinyl chloride	< 0.15	0.15		ppbV	1	1/27/2011 5:33:00 PM
Surr: Bromofluorobenzene	88.0	70-130		%REC	1	1/27/2011 5:33:00 PM

Qualifiers:

**	Reporting Limit	.	Results reported are not blank corrected
B	Analyte detected in the associated Method Blank	E	Value above quantitation range
H	Holding times for preparation or analysis exceeded	J	Analyte detected at or below quantitation limits
JN	Non-routine analyte. Quantitation estimated.	ND	Not Detected at the Reporting Limit
S	Spike Recovery outside accepted recovery limits		

Centek Laboratories, LLC

Date: *22-Feb-11*

CLIENT:	Arcadis	**Client Sample ID:**	SS-VMP 5B
Lab Order:	C1101035	**Tag Number:**	418,277
Project:	Lockheed Martin NJ001014.0001	**Collection Date:**	1/25/2011
Lab ID:	C1101035-013A	**Matrix:**	AIR

Analyses	Result	**Limit	Qual	Units	DF	Date Analyzed
1UG/M3 BY METHOD TO15		TO-15				Analyst: LL
1,1,1-Trichloroethane	< 0.83	0.83		ug/m3	1	1/27/2011 5:33:00 PM
1,1,2,2-Tetrachloroethane	< 1.0	1.0		ug/m3	1	1/27/2011 5:33:00 PM
1,1,2-Trichloroethane	< 0.83	0.83		ug/m3	1	1/27/2011 5:33:00 PM
1,1-Dichloroethane	< 0.62	0.62		ug/m3	1	1/27/2011 5:33:00 PM
1,1-Dichloroethene	< 0.60	0.60		ug/m3	1	1/27/2011 5:33:00 PM
1,2,4-Trichlorobenzene	< 1.1	1.1		ug/m3	1	1/27/2011 5:33:00 PM
1,2,4-Trimethylbenzene	1.0	0.75		ug/m3	1	1/27/2011 5:33:00 PM
1,2-Dibromoethane	< 1.2	1.2		ug/m3	1	1/27/2011 5:33:00 PM
1,2-Dichlorobenzene	< 0.92	0.92		ug/m3	1	1/27/2011 5:33:00 PM
1,2-Dichloroethane	< 0.62	0.62		ug/m3	1	1/27/2011 5:33:00 PM
1,2-Dichloropropane	< 0.70	0.70		ug/m3	1	1/27/2011 5:33:00 PM
1,3,5-Trimethylbenzene	< 0.75	0.75		ug/m3	1	1/27/2011 5:33:00 PM
1,3-butadiene	< 0.34	0.34		ug/m3	1	1/27/2011 5:33:00 PM
1,3-Dichlorobenzene	< 0.92	0.92		ug/m3	1	1/27/2011 5:33:00 PM
1,4-Dichlorobenzene	3.9	0.92		ug/m3	1	1/27/2011 5:33:00 PM
1,4-Dioxane	< 1.1	1.1		ug/m3	1	1/27/2011 5:33:00 PM
2,2,4-trimethylpentane	< 0.71	0.71		ug/m3	1	1/27/2011 5:33:00 PM
4-ethyltoluene	< 0.75	0.75		ug/m3	1	1/27/2011 5:33:00 PM
Acetone	19	5.8		ug/m3	8	1/28/2011 5:53:00 PM
Allyl chloride	< 0.48	0.48		ug/m3	1	1/27/2011 5:33:00 PM
Benzene	0.88	0.49		ug/m3	1	1/27/2011 5:33:00 PM
Benzyl chloride	< 0.88	0.88		ug/m3	1	1/27/2011 5:33:00 PM
Bromodichloromethane	< 1.0	1.0		ug/m3	1	1/27/2011 5:33:00 PM
Bromoform	< 1.6	1.6		ug/m3	1	1/27/2011 5:33:00 PM
Bromomethane	< 0.59	0.59		ug/m3	1	1/27/2011 5:33:00 PM
Carbon disulfide	0.92	0.47		ug/m3	1	1/27/2011 5:33:00 PM
Carbon tetrachloride	0.32	0.96	J	ug/m3	1	1/27/2011 5:33:00 PM
Chlorobenzene	< 0.70	0.70		ug/m3	1	1/27/2011 5:33:00 PM
Chloroethane	< 0.40	0.40		ug/m3	1	1/27/2011 5:33:00 PM
Chloroform	< 0.74	0.74		ug/m3	1	1/27/2011 5:33:00 PM
Chloromethane	0.65	0.31		ug/m3	1	1/27/2011 5:33:00 PM
cis-1,2-Dichloroethene	< 0.60	0.60		ug/m3	1	1/27/2011 5:33:00 PM
cis-1,3-Dichloropropene	< 0.69	0.69		ug/m3	1	1/27/2011 5:33:00 PM
Cyclohexane	1.1	0.52		ug/m3	1	1/27/2011 5:33:00 PM
Dibromochloromethane	< 1.3	1.3		ug/m3	1	1/27/2011 5:33:00 PM
Ethyl acetate	< 0.92	0.92		ug/m3	1	1/27/2011 5:33:00 PM
Ethylbenzene	0.49	0.66	J	ug/m3	1	1/27/2011 5:33:00 PM
Freon 11	1.3	0.86		ug/m3	1	1/27/2011 5:33:00 PM
Freon 113	0.86	1.2	J	ug/m3	1	1/27/2011 5:33:00 PM
Freon 114	< 1.1	1.1		ug/m3	1	1/27/2011 5:33:00 PM

Qualifiers:

**	Reporting Limit	.	Results reported are not blank corrected
B	Analyte detected in the associated Method Blank	E	Value above quantitation range
H	Holding times for preparation or analysis exceeded	J	Analyte detected at or below quantitation limits
JN	Non-routine analyte. Quantitation estimated.	ND	Not Detected at the Reporting Limit
S	Spike Recovery outside accepted recovery limits		

Centek Laboratories, LLC

Date: *22-Feb-11*

CLIENT:	Arcadis	**Client Sample ID:**	SS-VMP 5B
Lab Order:	C1101035	**Tag Number:**	418,277
Project:	Lockheed Martin NJ001014.0001	**Collection Date:**	1/25/2011
Lab ID:	C1101035-013A	**Matrix:**	AIR

Analyses	Result	**Limit	Qual	Units	DF	Date Analyzed
1UG/M3 BY METHOD TO15		TO-15				Analyst: LL
Freon 12	2.1	0.75		ug/m3	1	1/27/2011 5:33:00 PM
Heptane	1.1	0.62		ug/m3	1	1/27/2011 5:33:00 PM
Hexachloro-1,3-butadiene	< 1.6	1.6		ug/m3	1	1/27/2011 5:33:00 PM
Hexane	1.2	0.54		ug/m3	1	1/27/2011 5:33:00 PM
Isopropyl alcohol	460	60		ug/m3	160	1/28/2011 6:27:00 PM
m&p-Xylene	1.2	1.3	J	ug/m3	1	1/27/2011 5:33:00 PM
Methyl Butyl Ketone	< 1.2	1.2		ug/m3	1	1/27/2011 5:33:00 PM
Methyl Ethyl Ketone	< 0.90	0.90		ug/m3	1	1/27/2011 5:33:00 PM
Methyl Isobutyl Ketone	< 1.2	1.2		ug/m3	1	1/27/2011 5:33:00 PM
Methyl tert-butyl ether	< 0.55	0.55		ug/m3	1	1/27/2011 5:33:00 PM
Methylene chloride	320	85		ug/m3	160	1/28/2011 6:27:00 PM
o-Xylene	< 0.66	0.66		ug/m3	1	1/27/2011 5:33:00 PM
Propylene	< 0.26	0.26		ug/m3	1	1/27/2011 5:33:00 PM
Styrene	< 0.65	0.65		ug/m3	1	1/27/2011 5:33:00 PM
Tetrachloroethylene	< 1.0	1.0		ug/m3	1	1/27/2011 5:33:00 PM
Tetrahydrofuran	4.7	0.45		ug/m3	1	1/27/2011 5:33:00 PM
Toluene	4.1	0.57		ug/m3	1	1/27/2011 5:33:00 PM
trans-1,2-Dichloroethene	< 0.60	0.60		ug/m3	1	1/27/2011 5:33:00 PM
trans-1,3-Dichloropropene	< 0.69	0.69		ug/m3	1	1/27/2011 5:33:00 PM
Trichloroethene	0.27	0.82	J	ug/m3	1	1/27/2011 5:33:00 PM
Vinyl acetate	< 0.54	0.54		ug/m3	1	1/27/2011 5:33:00 PM
Vinyl Bromide	< 0.67	0.67		ug/m3	1	1/27/2011 5:33:00 PM
Vinyl chloride	< 0.39	0.39		ug/m3	1	1/27/2011 5:33:00 PM

Qualifiers:

**	Reporting Limit	.	Results reported are not blank corrected
B	Analyte detected in the associated Method Blank	E	Value above quantitation range
H	Holding times for preparation or analysis exceeded	J	Analyte detected at or below quantitation limits
JN	Non-routine analyte. Quantitation estimated.	ND	Not Detected at the Reporting Limit
S	Spike Recovery outside accepted recovery limits		

Centek Laboratories, LLC

Date: *22-Feb-11*

CLIENT:	Arcadis	**Client Sample ID:**	SS-VMP 3A
Lab Order:	C1101035	**Tag Number:**	463,399
Project:	Lockheed Martin NJ001014.0001	**Collection Date:**	1/25/2011
Lab ID:	C1101035-014A	**Matrix:**	AIR

Analyses	Result	**Limit	Qual	Units	DF	Date Analyzed
FIELD PARAMETERS		FLD				Analyst:
Lab Vacuum In	-5			"Hg		1/26/2011
Lab Vacuum Out	-30			"Hg		1/26/2011
1UG/M3 BY METHOD TO15		TO-15				Analyst: LL
1,1,1-Trichloroethane	< 0.15	0.15		ppbV	1	1/27/2011 6:06:00 PM
1,1,2,2-Tetrachloroethane	< 0.15	0.15		ppbV	1	1/27/2011 6:06:00 PM
1,1,2-Trichloroethane	< 0.15	0.15		ppbV	1	1/27/2011 6:06:00 PM
1,1-Dichloroethane	< 0.15	0.15		ppbV	1	1/27/2011 6:06:00 PM
1,1-Dichloroethene	< 0.15	0.15		ppbV	1	1/27/2011 6:06:00 PM
1,2,4-Trichlorobenzene	< 0.15	0.15		ppbV	1	1/27/2011 6:06:00 PM
1,2,4-Trimethylbenzene	0.21	0.15		ppbV	1	1/27/2011 6:06:00 PM
1,2-Dibromoethane	< 0.15	0.15		ppbV	1	1/27/2011 6:06:00 PM
1,2-Dichlorobenzene	< 0.15	0.15		ppbV	1	1/27/2011 6:06:00 PM
1,2-Dichloroethane	< 0.15	0.15		ppbV	1	1/27/2011 6:06:00 PM
1,2-Dichloropropane	< 0.15	0.15		ppbV	1	1/27/2011 6:06:00 PM
1,3,5-Trimethylbenzene	< 0.15	0.15		ppbV	1	1/27/2011 6:06:00 PM
1,3-butadiene	< 0.15	0.15		ppbV	1	1/27/2011 6:06:00 PM
1,3-Dichlorobenzene	< 0.15	0.15		ppbV	1	1/27/2011 6:06:00 PM
1,4-Dichlorobenzene	0.72	0.15		ppbV	1	1/27/2011 6:06:00 PM
1,4-Dioxane	< 0.30	0.30		ppbV	1	1/27/2011 6:06:00 PM
2,2,4-trimethylpentane	< 0.15	0.15		ppbV	1	1/27/2011 6:06:00 PM
4-ethyltoluene	< 0.15	0.15		ppbV	1	1/27/2011 6:06:00 PM
Acetone	9.0	2.4		ppbV	8	1/28/2011 7:01:00 PM
Allyl chloride	< 0.15	0.15		ppbV	1	1/27/2011 6:06:00 PM
Benzene	0.26	0.15		ppbV	1	1/27/2011 6:06:00 PM
Benzyl chloride	< 0.15	0.15		ppbV	1	1/27/2011 6:06:00 PM
Bromodichloromethane	< 0.15	0.15		ppbV	1	1/27/2011 6:06:00 PM
Bromoform	< 0.15	0.15		ppbV	1	1/27/2011 6:06:00 PM
Bromomethane	< 0.15	0.15		ppbV	1	1/27/2011 6:06:00 PM
Carbon disulfide	< 0.15	0.15		ppbV	1	1/27/2011 6:06:00 PM
Carbon tetrachloride	0.060	0.15	J	ppbV	1	1/27/2011 6:06:00 PM
Chlorobenzene	< 0.15	0.15		ppbV	1	1/27/2011 6:06:00 PM
Chloroethane	< 0.15	0.15		ppbV	1	1/27/2011 6:06:00 PM
Chloroform	< 0.15	0.15		ppbV	1	1/27/2011 6:06:00 PM
Chloromethane	0.32	0.15		ppbV	1	1/27/2011 6:06:00 PM
cis-1,2-Dichloroethene	< 0.15	0.15		ppbV	1	1/27/2011 6:06:00 PM
cis-1,3-Dichloropropene	< 0.15	0.15		ppbV	1	1/27/2011 6:06:00 PM
Cyclohexane	0.42	0.15		ppbV	1	1/27/2011 6:06:00 PM
Dibromochloromethane	< 0.15	0.15		ppbV	1	1/27/2011 6:06:00 PM
Ethyl acetate	0.34	0.25		ppbV	1	1/27/2011 6:06:00 PM

Qualifiers:

**	Reporting Limit	.	Results reported are not blank corrected
B	Analyte detected in the associated Method Blank	E	Value above quantitation range
H	Holding times for preparation or analysis exceeded	J	Analyte detected at or below quantitation limits
JN	Non-routine analyte. Quantitation estimated.	ND	Not Detected at the Reporting Limit
S	Spike Recovery outside accepted recovery limits		

Centek Laboratories, LLC

Date: *22-Feb-11*

CLIENT:	Arcadis	**Client Sample ID:**	SS-VMP 3A
Lab Order:	C1101035	**Tag Number:**	463,399
Project:	Lockheed Martin NJ001014.0001	**Collection Date:**	1/25/2011
Lab ID:	C1101035-014A	**Matrix:**	AIR

Analyses	Result	**Limit	Qual	Units	DF	Date Analyzed
1UG/M3 BY METHOD TO15		TO-15				Analyst: LL
Ethylbenzene	< 0.15	0.15		ppbV	1	1/27/2011 6:06:00 PM
Freon 11	0.21	0.15		ppbV	1	1/27/2011 6:06:00 PM
Freon 113	0.10	0.15	J	ppbV	1	1/27/2011 6:06:00 PM
Freon 114	< 0.15	0.15		ppbV	1	1/27/2011 6:06:00 PM
Freon 12	0.39	0.15		ppbV	1	1/27/2011 6:06:00 PM
Heptane	0.33	0.15		ppbV	1	1/27/2011 6:06:00 PM
Hexachloro-1,3-butadiene	< 0.15	0.15		ppbV	1	1/27/2011 6:06:00 PM
Hexane	0.27	0.15		ppbV	1	1/27/2011 6:06:00 PM
Isopropyl alcohol	200	24		ppbV	160	1/28/2011 7:35:00 PM
m&p-Xylene	0.30	0.30		ppbV	1	1/27/2011 6:06:00 PM
Methyl Butyl Ketone	< 0.30	0.30		ppbV	1	1/27/2011 6:06:00 PM
Methyl Ethyl Ketone	< 0.30	0.30		ppbV	1	1/27/2011 6:06:00 PM
Methyl Isobutyl Ketone	< 0.30	0.30		ppbV	1	1/27/2011 6:06:00 PM
Methyl tert-butyl ether	< 0.15	0.15		ppbV	1	1/27/2011 6:06:00 PM
Methylene chloride	110	24		ppbV	160	1/28/2011 7:35:00 PM
o-Xylene	< 0.15	0.15		ppbV	1	1/27/2011 6:06:00 PM
Propylene	< 0.15	0.15		ppbV	1	1/27/2011 6:06:00 PM
Styrene	< 0.15	0.15		ppbV	1	1/27/2011 6:06:00 PM
Tetrachloroethylene	< 0.15	0.15		ppbV	1	1/27/2011 6:06:00 PM
Tetrahydrofuran	2.0	0.15		ppbV	1	1/27/2011 6:06:00 PM
Toluene	1.7	0.15		ppbV	1	1/27/2011 6:06:00 PM
trans-1,2-Dichloroethene	< 0.15	0.15		ppbV	1	1/27/2011 6:06:00 PM
trans-1,3-Dichloropropene	< 0.15	0.15		ppbV	1	1/27/2011 6:06:00 PM
Trichloroethene	0.060	0.15	J	ppbV	1	1/27/2011 6:06:00 PM
Vinyl acetate	< 0.15	0.15		ppbV	1	1/27/2011 6:06:00 PM
Vinyl Bromide	< 0.15	0.15		ppbV	1	1/27/2011 6:06:00 PM
Vinyl chloride	< 0.15	0.15		ppbV	1	1/27/2011 6:06:00 PM
Surr: Bromofluorobenzene	88.0	70-130		%REC	1	1/27/2011 6:06:00 PM

Qualifiers:	**	Reporting Limit	.	Results reported are not blank corrected
	B	Analyte detected in the associated Method Blank	E	Value above quantitation range
	H	Holding times for preparation or analysis exceeded	J	Analyte detected at or below quantitation limits
	JN	Non-routine analyte. Quantitation estimated.	ND	Not Detected at the Reporting Limit
	S	Spike Recovery outside accepted recovery limits		

Centek Laboratories, LLC

Date: *22-Feb-11*

CLIENT:	Arcadis	**Client Sample ID:**	SS-VMP 3A
Lab Order:	C1101035	**Tag Number:**	463,399
Project:	Lockheed Martin NJ001014.0001	**Collection Date:**	1/25/2011
Lab ID:	C1101035-014A	**Matrix:**	AIR

Analyses	Result	**Limit	Qual	Units	DF	Date Analyzed
1UG/M3 BY METHOD TO15		TO-15				Analyst: LL
1,1,1-Trichloroethane	< 0.83	0.83		ug/m3	1	1/27/2011 6:06:00 PM
1,1,2,2-Tetrachloroethane	< 1.0	1.0		ug/m3	1	1/27/2011 6:06:00 PM
1,1,2-Trichloroethane	< 0.83	0.83		ug/m3	1	1/27/2011 6:06:00 PM
1,1-Dichloroethane	< 0.62	0.62		ug/m3	1	1/27/2011 6:06:00 PM
1,1-Dichloroethene	< 0.60	0.60		ug/m3	1	1/27/2011 6:06:00 PM
1,2,4-Trichlorobenzene	< 1.1	1.1		ug/m3	1	1/27/2011 6:06:00 PM
1,2,4-Trimethylbenzene	1.0	0.75		ug/m3	1	1/27/2011 6:06:00 PM
1,2-Dibromoethane	< 1.2	1.2		ug/m3	1	1/27/2011 6:06:00 PM
1,2-Dichlorobenzene	< 0.92	0.92		ug/m3	1	1/27/2011 6:06:00 PM
1,2-Dichloroethane	< 0.62	0.62		ug/m3	1	1/27/2011 6:06:00 PM
1,2-Dichloropropane	< 0.70	0.70		ug/m3	1	1/27/2011 6:06:00 PM
1,3,5-Trimethylbenzene	< 0.75	0.75		ug/m3	1	1/27/2011 6:06:00 PM
1,3-butadiene	< 0.34	0.34		ug/m3	1	1/27/2011 6:06:00 PM
1,3-Dichlorobenzene	< 0.92	0.92		ug/m3	1	1/27/2011 6:06:00 PM
1,4-Dichlorobenzene	4.4	0.92		ug/m3	1	1/27/2011 6:06:00 PM
1,4-Dioxane	< 1.1	1.1		ug/m3	1	1/27/2011 6:06:00 PM
2,2,4-trimethylpentane	< 0.71	0.71		ug/m3	1	1/27/2011 6:06:00 PM
4-ethyltoluene	< 0.75	0.75		ug/m3	1	1/27/2011 6:06:00 PM
Acetone	22	5.8		ug/m3	8	1/28/2011 7:01:00 PM
Allyl chloride	< 0.48	0.48		ug/m3	1	1/27/2011 6:06:00 PM
Benzene	0.84	0.49		ug/m3	1	1/27/2011 6:06:00 PM
Benzyl chloride	< 0.88	0.88		ug/m3	1	1/27/2011 6:06:00 PM
Bromodichloromethane	< 1.0	1.0		ug/m3	1	1/27/2011 6:06:00 PM
Bromoform	< 1.6	1.6		ug/m3	1	1/27/2011 6:06:00 PM
Bromomethane	< 0.59	0.59		ug/m3	1	1/27/2011 6:06:00 PM
Carbon disulfide	< 0.47	0.47		ug/m3	1	1/27/2011 6:06:00 PM
Carbon tetrachloride	0.38	0.96	J	ug/m3	1	1/27/2011 6:06:00 PM
Chlorobenzene	< 0.70	0.70		ug/m3	1	1/27/2011 6:06:00 PM
Chloroethane	< 0.40	0.40		ug/m3	1	1/27/2011 6:06:00 PM
Chloroform	< 0.74	0.74		ug/m3	1	1/27/2011 6:06:00 PM
Chloromethane	0.67	0.31		ug/m3	1	1/27/2011 6:06:00 PM
cis-1,2-Dichloroethene	< 0.60	0.60		ug/m3	1	1/27/2011 6:06:00 PM
cis-1,3-Dichloropropene	< 0.69	0.69		ug/m3	1	1/27/2011 6:06:00 PM
Cyclohexane	1.5	0.52		ug/m3	1	1/27/2011 6:06:00 PM
Dibromochloromethane	< 1.3	1.3		ug/m3	1	1/27/2011 6:06:00 PM
Ethyl acetate	1.2	0.92		ug/m3	1	1/27/2011 6:06:00 PM
Ethylbenzene	< 0.66	0.66		ug/m3	1	1/27/2011 6:06:00 PM
Freon 11	1.2	0.86		ug/m3	1	1/27/2011 6:06:00 PM
Freon 113	0.78	1.2	J	ug/m3	1	1/27/2011 6:06:00 PM
Freon 114	< 1.1	1.1		ug/m3	1	1/27/2011 6:06:00 PM

Qualifiers:

**	Reporting Limit	.	Results reported are not blank corrected
B	Analyte detected in the associated Method Blank	E	Value above quantitation range
H	Holding times for preparation or analysis exceeded	J	Analyte detected at or below quantitation limits
JN	Non-routine analyte. Quantitation estimated.	ND	Not Detected at the Reporting Limit
S	Spike Recovery outside accepted recovery limits		

Centek Laboratories, LLC

Date: *22-Feb-11*

CLIENT:	Arcadis	**Client Sample ID:**	SS-VMP 3A
Lab Order:	C1101035	**Tag Number:**	463,399
Project:	Lockheed Martin NJ001014.0001	**Collection Date:**	1/25/2011
Lab ID:	C1101035-014A	**Matrix:**	AIR

Analyses	Result	**Limit	Qual	Units	DF	Date Analyzed
1UG/M3 BY METHOD TO15		TO-15				Analyst: LL
Freon 12	2.0	0.75		ug/m3	1	1/27/2011 6:06:00 PM
Heptane	1.4	0.62		ug/m3	1	1/27/2011 6:06:00 PM
Hexachloro-1,3-butadiene	< 1.6	1.6		ug/m3	1	1/27/2011 6:06:00 PM
Hexane	0.97	0.54		ug/m3	1	1/27/2011 6:06:00 PM
Isopropyl alcohol	490	60		ug/m3	160	1/28/2011 7:35:00 PM
m&p-Xylene	1.3	1.3		ug/m3	1	1/27/2011 6:06:00 PM
Methyl Butyl Ketone	< 1.2	1.2		ug/m3	1	1/27/2011 6:06:00 PM
Methyl Ethyl Ketone	< 0.90	0.90		ug/m3	1	1/27/2011 6:06:00 PM
Methyl Isobutyl Ketone	< 1.2	1.2		ug/m3	1	1/27/2011 6:06:00 PM
Methyl tert-butyl ether	< 0.55	0.55		ug/m3	1	1/27/2011 6:06:00 PM
Methylene chloride	380	85		ug/m3	160	1/28/2011 7:35:00 PM
o-Xylene	< 0.66	0.66		ug/m3	1	1/27/2011 6:06:00 PM
Propylene	< 0.26	0.26		ug/m3	1	1/27/2011 6:06:00 PM
Styrene	< 0.65	0.65		ug/m3	1	1/27/2011 6:06:00 PM
Tetrachloroethylene	< 1.0	1.0		ug/m3	1	1/27/2011 6:06:00 PM
Tetrahydrofuran	5.9	0.45		ug/m3	1	1/27/2011 6:06:00 PM
Toluene	6.6	0.57		ug/m3	1	1/27/2011 6:06:00 PM
trans-1,2-Dichloroethene	< 0.60	0.60		ug/m3	1	1/27/2011 6:06:00 PM
trans-1,3-Dichloropropene	< 0.69	0.69		ug/m3	1	1/27/2011 6:06:00 PM
Trichloroethene	0.33	0.82	J	ug/m3	1	1/27/2011 6:06:00 PM
Vinyl acetate	< 0.54	0.54		ug/m3	1	1/27/2011 6:06:00 PM
Vinyl Bromide	< 0.67	0.67		ug/m3	1	1/27/2011 6:06:00 PM
Vinyl chloride	< 0.39	0.39		ug/m3	1	1/27/2011 6:06:00 PM

Qualifiers:

**	Reporting Limit	.	Results reported are not blank corrected
B	Analyte detected in the associated Method Blank	E	Value above quantitation range
H	Holding times for preparation or analysis exceeded	J	Analyte detected at or below quantitation limits
JN	Non-routine analyte. Quantitation estimated.	ND	Not Detected at the Reporting Limit
S	Spike Recovery outside accepted recovery limits		

Centek Laboratories, LLC

Date: *22-Feb-11*

CLIENT:	Arcadis	**Client Sample ID:**	IA-VMP 3A
Lab Order:	C1101035	**Tag Number:**	544,278
Project:	Lockheed Martin NJ001014.0001	**Collection Date:**	1/25/2011
Lab ID:	C1101035-015A	**Matrix:**	AIR

Analyses	Result	**Limit	Qual	Units	DF	Date Analyzed
FIELD PARAMETERS		FLD				Analyst:
Lab Vacuum In	-5			"Hg		1/26/2011
Lab Vacuum Out	-30			"Hg		1/26/2011
1UG/M3 W/ 0.25UG/M3 CT-TCE-VC		TO-15				Analyst: LL
1,1,1-Trichloroethane	< 0.15	0.15		ppbV	1	1/26/2011 7:56:00 PM
1,1,2,2-Tetrachloroethane	< 0.15	0.15		ppbV	1	1/26/2011 7:56:00 PM
1,1,2-Trichloroethane	< 0.15	0.15		ppbV	1	1/26/2011 7:56:00 PM
1,1-Dichloroethane	< 0.15	0.15		ppbV	1	1/26/2011 7:56:00 PM
1,1-Dichloroethene	< 0.15	0.15		ppbV	1	1/26/2011 7:56:00 PM
1,2,4-Trichlorobenzene	< 0.15	0.15		ppbV	1	1/26/2011 7:56:00 PM
1,2,4-Trimethylbenzene	0.26	0.15		ppbV	1	1/26/2011 7:56:00 PM
1,2-Dibromoethane	< 0.15	0.15		ppbV	1	1/26/2011 7:56:00 PM
1,2-Dichlorobenzene	< 0.15	0.15		ppbV	1	1/26/2011 7:56:00 PM
1,2-Dichloroethane	< 0.15	0.15		ppbV	1	1/26/2011 7:56:00 PM
1,2-Dichloropropane	< 0.15	0.15		ppbV	1	1/26/2011 7:56:00 PM
1,3,5-Trimethylbenzene	0.10	0.15	J	ppbV	1	1/26/2011 7:56:00 PM
1,3-butadiene	< 0.15	0.15		ppbV	1	1/26/2011 7:56:00 PM
1,3-Dichlorobenzene	< 0.15	0.15		ppbV	1	1/26/2011 7:56:00 PM
1,4-Dichlorobenzene	0.61	0.15		ppbV	1	1/26/2011 7:56:00 PM
1,4-Dioxane	< 0.30	0.30		ppbV	1	1/26/2011 7:56:00 PM
2,2,4-trimethylpentane	< 0.15	0.15		ppbV	1	1/26/2011 7:56:00 PM
4-ethyltoluene	< 0.15	0.15		ppbV	1	1/26/2011 7:56:00 PM
Acetone	14	2.4		ppbV	8	1/28/2011 5:47:00 AM
Allyl chloride	< 0.15	0.15		ppbV	1	1/26/2011 7:56:00 PM
Benzene	0.27	0.15		ppbV	1	1/26/2011 7:56:00 PM
Benzyl chloride	< 0.15	0.15		ppbV	1	1/26/2011 7:56:00 PM
Bromodichloromethane	< 0.15	0.15		ppbV	1	1/26/2011 7:56:00 PM
Bromoform	< 0.15	0.15		ppbV	1	1/26/2011 7:56:00 PM
Bromomethane	< 0.15	0.15		ppbV	1	1/26/2011 7:56:00 PM
Carbon disulfide	< 0.15	0.15		ppbV	1	1/26/2011 7:56:00 PM
Carbon tetrachloride	0.040	0.040		ppbV	1	1/26/2011 7:56:00 PM
Chlorobenzene	< 0.15	0.15		ppbV	1	1/26/2011 7:56:00 PM
Chloroethane	< 0.15	0.15		ppbV	1	1/26/2011 7:56:00 PM
Chloroform	< 0.15	0.15		ppbV	1	1/26/2011 7:56:00 PM
Chloromethane	0.45	0.15		ppbV	1	1/26/2011 7:56:00 PM
cis-1,2-Dichloroethene	< 0.15	0.15		ppbV	1	1/26/2011 7:56:00 PM
cis-1,3-Dichloropropene	< 0.15	0.15		ppbV	1	1/26/2011 7:56:00 PM
Cyclohexane	0.40	0.15		ppbV	1	1/26/2011 7:56:00 PM
Dibromochloromethane	< 0.15	0.15		ppbV	1	1/26/2011 7:56:00 PM
Ethyl acetate	0.28	0.25		ppbV	1	1/26/2011 7:56:00 PM

Qualifiers:

**	Reporting Limit	.	Results reported are not blank corrected
B	Analyte detected in the associated Method Blank	E	Value above quantitation range
H	Holding times for preparation or analysis exceeded	J	Analyte detected at or below quantitation limits
JN	Non-routine analyte. Quantitation estimated.	ND	Not Detected at the Reporting Limit
S	Spike Recovery outside accepted recovery limits		

Centek Laboratories, LLC

Date: *22-Feb-11*

CLIENT:	Arcadis	**Client Sample ID:**	IA-VMP 3A
Lab Order:	C1101035	**Tag Number:**	544,278
Project:	Lockheed Martin NJ001014.0001	**Collection Date:**	1/25/2011
Lab ID:	C1101035-015A	**Matrix:**	AIR

Analyses	Result	**Limit	Qual	Units	DF	Date Analyzed
1UG/M3 W/ 0.25UG/M3 CT-TCE-VC		TO-15				Analyst: LL
Ethylbenzene	< 0.15	0.15		ppbV	1	1/26/2011 7:56:00 PM
Freon 11	0.25	0.15		ppbV	1	1/26/2011 7:56:00 PM
Freon 113	< 0.15	0.15		ppbV	1	1/26/2011 7:56:00 PM
Freon 114	< 0.15	0.15		ppbV	1	1/26/2011 7:56:00 PM
Freon 12	0.50	0.15		ppbV	1	1/26/2011 7:56:00 PM
Heptane	0.40	0.15		ppbV	1	1/26/2011 7:56:00 PM
Hexachloro-1,3-butadiene	< 0.15	0.15		ppbV	1	1/26/2011 7:56:00 PM
Hexane	0.48	0.15		ppbV	1	1/26/2011 7:56:00 PM
Isopropyl alcohol	240	48		ppbV	320	1/28/2011 5:12:00 AM
m&p-Xylene	0.30	0.30		ppbV	1	1/26/2011 7:56:00 PM
Methyl Butyl Ketone	< 0.30	0.30		ppbV	1	1/26/2011 7:56:00 PM
Methyl Ethyl Ketone	1.4	0.30		ppbV	1	1/26/2011 7:56:00 PM
Methyl Isobutyl Ketone	< 0.30	0.30		ppbV	1	1/26/2011 7:56:00 PM
Methyl tert-butyl ether	< 0.15	0.15		ppbV	1	1/26/2011 7:56:00 PM
Methylene chloride	150	48		ppbV	320	1/28/2011 5:12:00 AM
o-Xylene	0.10	0.15	J	ppbV	1	1/26/2011 7:56:00 PM
Propylene	< 0.15	0.15		ppbV	1	1/26/2011 7:56:00 PM
Styrene	< 0.15	0.15		ppbV	1	1/26/2011 7:56:00 PM
Tetrachloroethylene	< 0.15	0.15		ppbV	1	1/26/2011 7:56:00 PM
Tetrahydrofuran	3.1	0.15		ppbV	1	1/26/2011 7:56:00 PM
Toluene	1.4	1.2		ppbV	8	1/28/2011 5:47:00 AM
trans-1,2-Dichloroethene	< 0.15	0.15		ppbV	1	1/26/2011 7:56:00 PM
trans-1,3-Dichloropropene	< 0.15	0.15		ppbV	1	1/26/2011 7:56:00 PM
Trichloroethene	0.10	0.040		ppbV	1	1/26/2011 7:56:00 PM
Vinyl acetate	< 0.15	0.15		ppbV	1	1/26/2011 7:56:00 PM
Vinyl Bromide	< 0.15	0.15		ppbV	1	1/26/2011 7:56:00 PM
Vinyl chloride	< 0.040	0.040		ppbV	1	1/26/2011 7:56:00 PM
Surr: Bromofluorobenzene	88.0	70-130		%REC	1	1/26/2011 7:56:00 PM

Qualifiers:

**	Reporting Limit	.	Results reported are not blank corrected
B	Analyte detected in the associated Method Blank	E	Value above quantitation range
H	Holding times for preparation or analysis exceeded	J	Analyte detected at or below quantitation limits
JN	Non-routine analyte. Quantitation estimated.	ND	Not Detected at the Reporting Limit
S	Spike Recovery outside accepted recovery limits		

Centek Laboratories, LLC

Date: *22-Feb-11*

CLIENT:	Arcadis	**Client Sample ID:**	IA-VMP 3A
Lab Order:	C1101035	**Tag Number:**	544,278
Project:	Lockheed Martin NJ001014.0001	**Collection Date:**	1/25/2011
Lab ID:	C1101035-015A	**Matrix:**	AIR

Analyses	Result	**Limit	Qual	Units	DF	Date Analyzed
1UG/M3 W/ 0.25UG/M3 CT-TCE-VC		TO-15				Analyst: LL
1,1,1-Trichloroethane	< 0.83	0.83		ug/m3	1	1/26/2011 7:56:00 PM
1,1,2,2-Tetrachloroethane	< 1.0	1.0		ug/m3	1	1/26/2011 7:56:00 PM
1,1,2-Trichloroethane	< 0.83	0.83		ug/m3	1	1/26/2011 7:56:00 PM
1,1-Dichloroethane	< 0.62	0.62		ug/m3	1	1/26/2011 7:56:00 PM
1,1-Dichloroethene	< 0.60	0.60		ug/m3	1	1/26/2011 7:56:00 PM
1,2,4-Trichlorobenzene	< 1.1	1.1		ug/m3	1	1/26/2011 7:56:00 PM
1,2,4-Trimethylbenzene	1.3	0.75		ug/m3	1	1/26/2011 7:56:00 PM
1,2-Dibromoethane	< 1.2	1.2		ug/m3	1	1/26/2011 7:56:00 PM
1,2-Dichlorobenzene	< 0.92	0.92		ug/m3	1	1/26/2011 7:56:00 PM
1,2-Dichloroethane	< 0.62	0.62		ug/m3	1	1/26/2011 7:56:00 PM
1,2-Dichloropropane	< 0.70	0.70		ug/m3	1	1/26/2011 7:56:00 PM
1,3,5-Trimethylbenzene	0.50	0.75	J	ug/m3	1	1/26/2011 7:56:00 PM
1,3-butadiene	< 0.34	0.34		ug/m3	1	1/26/2011 7:56:00 PM
1,3-Dichlorobenzene	< 0.92	0.92		ug/m3	1	1/26/2011 7:56:00 PM
1,4-Dichlorobenzene	3.7	0.92		ug/m3	1	1/26/2011 7:56:00 PM
1,4-Dioxane	< 1.1	1.1		ug/m3	1	1/26/2011 7:56:00 PM
2,2,4-trimethylpentane	< 0.71	0.71		ug/m3	1	1/26/2011 7:56:00 PM
4-ethyltoluene	< 0.75	0.75		ug/m3	1	1/26/2011 7:56:00 PM
Acetone	35	5.8		ug/m3	8	1/28/2011 5:47:00 AM
Allyl chloride	< 0.48	0.48		ug/m3	1	1/26/2011 7:56:00 PM
Benzene	0.88	0.49		ug/m3	1	1/26/2011 7:56:00 PM
Benzyl chloride	< 0.88	0.88		ug/m3	1	1/26/2011 7:56:00 PM
Bromodichloromethane	< 1.0	1.0		ug/m3	1	1/26/2011 7:56:00 PM
Bromoform	< 1.6	1.6		ug/m3	1	1/26/2011 7:56:00 PM
Bromomethane	< 0.59	0.59		ug/m3	1	1/26/2011 7:56:00 PM
Carbon disulfide	< 0.47	0.47		ug/m3	1	1/26/2011 7:56:00 PM
Carbon tetrachloride	0.26	0.26		ug/m3	1	1/26/2011 7:56:00 PM
Chlorobenzene	< 0.70	0.70		ug/m3	1	1/26/2011 7:56:00 PM
Chloroethane	< 0.40	0.40		ug/m3	1	1/26/2011 7:56:00 PM
Chloroform	< 0.74	0.74		ug/m3	1	1/26/2011 7:56:00 PM
Chloromethane	0.94	0.31		ug/m3	1	1/26/2011 7:56:00 PM
cis-1,2-Dichloroethene	< 0.60	0.60		ug/m3	1	1/26/2011 7:56:00 PM
cis-1,3-Dichloropropene	< 0.69	0.69		ug/m3	1	1/26/2011 7:56:00 PM
Cyclohexane	1.4	0.52		ug/m3	1	1/26/2011 7:56:00 PM
Dibromochloromethane	< 1.3	1.3		ug/m3	1	1/26/2011 7:56:00 PM
Ethyl acetate	1.0	0.92		ug/m3	1	1/26/2011 7:56:00 PM
Ethylbenzene	< 0.66	0.66		ug/m3	1	1/26/2011 7:56:00 PM
Freon 11	1.4	0.86		ug/m3	1	1/26/2011 7:56:00 PM
Freon 113	< 1.2	1.2		ug/m3	1	1/26/2011 7:56:00 PM
Freon 114	< 1.1	1.1		ug/m3	1	1/26/2011 7:56:00 PM

Qualifiers:

**	Reporting Limit	.	Results reported are not blank corrected
B	Analyte detected in the associated Method Blank	E	Value above quantitation range
H	Holding times for preparation or analysis exceeded	J	Analyte detected at or below quantitation limits
JN	Non-routine analyte. Quantitation estimated.	ND	Not Detected at the Reporting Limit
S	Spike Recovery outside accepted recovery limits		

Centek Laboratories, LLC

Date: *22-Feb-11*

CLIENT:	Arcadis	**Client Sample ID:**	IA-VMP 3A
Lab Order:	C1101035	**Tag Number:**	544,278
Project:	Lockheed Martin NJ001014.0001	**Collection Date:**	1/25/2011
Lab ID:	C1101035-015A	**Matrix:**	AIR

Analyses	Result	**Limit	Qual	Units	DF	Date Analyzed
1UG/M3 W/ 0.25UG/M3 CT-TCE-VC		**TO-15**				Analyst: LL
Freon 12	2.5	0.75		ug/m3	1	1/26/2011 7:56:00 PM
Heptane	1.7	0.62		ug/m3	1	1/26/2011 7:56:00 PM
Hexachloro-1,3-butadiene	< 1.6	1.6		ug/m3	1	1/26/2011 7:56:00 PM
Hexane	1.7	0.54		ug/m3	1	1/26/2011 7:56:00 PM
Isopropyl alcohol	610	120		ug/m3	320	1/28/2011 5:12:00 AM
m&p-Xylene	1.3	1.3		ug/m3	1	1/26/2011 7:56:00 PM
Methyl Butyl Ketone	< 1.2	1.2		ug/m3	1	1/26/2011 7:56:00 PM
Methyl Ethyl Ketone	4.2	0.90		ug/m3	1	1/26/2011 7:56:00 PM
Methyl Isobutyl Ketone	< 1.2	1.2		ug/m3	1	1/26/2011 7:56:00 PM
Methyl tert-butyl ether	< 0.55	0.55		ug/m3	1	1/26/2011 7:56:00 PM
Methylene chloride	530	170		ug/m3	320	1/28/2011 5:12:00 AM
o-Xylene	0.44	0.66	J	ug/m3	1	1/26/2011 7:56:00 PM
Propylene	< 0.26	0.26		ug/m3	1	1/26/2011 7:56:00 PM
Styrene	< 0.65	0.65		ug/m3	1	1/26/2011 7:56:00 PM
Tetrachloroethylene	< 1.0	1.0		ug/m3	1	1/26/2011 7:56:00 PM
Tetrahydrofuran	9.2	0.45		ug/m3	1	1/26/2011 7:56:00 PM
Toluene	5.5	4.6		ug/m3	8	1/28/2011 5:47:00 AM
trans-1,2-Dichloroethene	< 0.60	0.60		ug/m3	1	1/26/2011 7:56:00 PM
trans-1,3-Dichloropropene	< 0.69	0.69		ug/m3	1	1/26/2011 7:56:00 PM
Trichloroethene	0.55	0.22		ug/m3	1	1/26/2011 7:56:00 PM
Vinyl acetate	< 0.54	0.54		ug/m3	1	1/26/2011 7:56:00 PM
Vinyl Bromide	< 0.67	0.67		ug/m3	1	1/26/2011 7:56:00 PM
Vinyl chloride	< 0.10	0.10		ug/m3	1	1/26/2011 7:56:00 PM

Qualifiers:

**	Reporting Limit	.	Results reported are not blank corrected
B	Analyte detected in the associated Method Blank	E	Value above quantitation range
H	Holding times for preparation or analysis exceeded	J	Analyte detected at or below quantitation limits
JN	Non-routine analyte. Quantitation estimated.	ND	Not Detected at the Reporting Limit
S	Spike Recovery outside accepted recovery limits		

GC/MS VOLATILES-WHOLE AIR

METHOD TO-15

QUALITY CONTROL SUMMARY

Date: 22-Feb-11

CENTEK LABORATORIES, LLC

QC SUMMARY REPORT
SURROGATE RECOVERIES

CLIENT: Arcadis
Work Order: C1101035
Project: Lockheed Martin NJ001014.0001
Test No: TO-15 **Matrix:** A

Sample ID	BR4FBZ							
BLCS1UG-012611	104							
BLCS1UG-012711	101							
BLCS1UG-012811	95.0							
BLCSD1UG-012611	106							
BLCSD1UG-012711	93.0							
BLCSD1UG-012811	99.0							
BMB1UG-012611	87.0							
BMB1UG-012711	82.0							
BMB1UG-012811	86.0							
C1101035-001A	72.0							
C1101035-002A	92.0							
C1101035-003A	113							
C1101035-004A	111							
C1101035-005A	93.0							
C1101035-006A	108							
C1101035-007A	90.0							
C1101035-008A	100							
C1101035-009A	89.0							
C1101035-010A	101							
C1101035-011A	98.0							
C1101035-012A	92.0							
C1101035-013A	88.0							
C1101035-014A	88.0							

Acronym	Surrogate	QC Limits
BR4FBZ	= Bromofluorobenzene	70-130

*** Surrogate recovery outside acceptance limits**

1

CLIENT: Arcadis
Work Order: C1101035
Project: Lockheed Martin NJ001014.0001
Test No: TO-15 **Matrix:** A

Sample ID	BR4FBZ							
C1101035-015A	88.0							

Acronym		Surrogate	QC Limits
BR4FBZ	=	Bromofluorobenzene	70-130

*** Surrogate recovery outside acceptance limits**

2

Check Report

Tune File : C:\MSDCHEM\1\DATA\BG012605.D
Tune Time : 26 Jan 2011 12:53 pm

Daily Calibration File : C:\MSDCHEM\1\DATA\BG012605.D

		(BFB)		(IS1)	(IS2)	(IS3)
				17156	47090	42212
File	Sample	Surrogate Recovery %		Internal Standard Responses		
BG012606.D	BLCS1UG-012611	104		19342	45225	45666
BG012608.D	BMB1UG-012611	87		17951	42199	43521
BG012609.D	C1101035-001A	72		15736	50147	49854
BG012610.D	C1101035-002A	92		18445	60111	51549
BG012611.D	C1101035-005A	93		17142	54518	47817
BG012612.D	C1101035-007A	90		19913	53722	46140
BG012613.D	C1101035-009A	89		17722	56407	53284
BG012614.D	C1101035-012A	92		18362	51649	40194
BG012615.D	C1101035-015A	88		14101	59969	54579
BG012624.D	BLCSD1UG-012611	106		17932	37718	40665
BG012633.D	C1101035-003A	113		17469	50791	44888
BG012634.D	C1101035-004A	111		17870	52746	50858
BG012635.D	C1101035-006A	108		17840	59341	49429
BG012636.D	C1101035-008A	100		18533	54447	44680
BG012637.D	C1101035-010A	101		17234	48243	40419
BG012638.D	C1101035-010A	90	DL10X	17176	33598	32104
BG012639.D	C1101035-011A	98		14110	45526	37390

t - fails 24hr time check * - fails criteria

Created: Thu Feb 24 13:14:53 2011 MSD #2/

Check Report

Tune File : C:\MSDCHEM\1\DATA\BG012702.D
Tune Time : 27 Jan 2011 11:30 am

Daily Calibration File : C:\MSDCHEM\1\DATA\BG012702.D

File	Sample	(BFB) Surrogate Recovery %		(IS1) Internal Standard Responses	(IS2)	(IS3)
				18170	49468	48322
BG012704.D	BLCS1UG-012711	101		17138	53436	54947
BG012706.D	BMB1UG-012711	82		17019	42680	41369
BG012708.D	C1101035-001A	89	DL10X	16545	46474	45613
BG012709.D	C1101035-013A	88		17416	51021	53198
BG012710.D	C1101035-014A	88		16846	51470	46483
BG012720.D	C1101035-001A	88	DL640X	16435	32177	35854
BG012721.D	C1101035-002A	94	DL320X	13310	29677*	30717
BG012722.D	C1101035-002A	90	DL8X	15164	32507	31802
BG012723.D	C1101035-005A	98	DL320X	15268	32825	34178
BG012724.D	C1101035-005A	97	DL8X	16365	31283	34555
BG012725.D	C1101035-007A	94	DL320X	15182	27249*	30963
BG012726.D	C1101035-007A	85	DL8X	15002	32239	32176
BG012727.D	C1101035-009A	79	DL10X	17292	32888	36819
BG012728.D	C1101035-009A	81	DL40X	16890	29099*	33289
BG012729.D	C1101035-012A	90	DL5X	17213	33962	31921
BG012730.D	C1101035-015A	79	DL320X	15104	31506	32935
BG012731.D	C1101035-015A	89	DL8X	16411	31596	33718
BG012732.D	BLCSD1UG-012711	93		16623	36302	40957

t - fails 24hr time check * - fails criteria

Created: Thu Feb 24 13:44:18 2011 MSD #2/

GC/MS Tune and Check Report

Tune File : C:\MSDCHEM\1\DATA\BG012805.D
Tune Time : 28 Jan 2011 2:04 pm

Daily Calibration File : C:\MSDCHEM\1\DATA\BG012805.D

	(BFB)		(IS1)	(IS2)	(IS3)
			17852	46650	50963
File	Sample	Surrogate Recovery %	Internal Standard Responses		
BG012807.D	BLCS1UG-012811	95	18533	48861	49640
BG012808.D	BMB1UG-012811	86	17702	37527	36522
BG012810.D	C1101035-013A	93 DL8X	16125	41160	46088
BG012811.D	C1101035-013A	90 DL160X	17291	38685	45272
BG012812.D	C1101035-014A	101 DL8X	16985	41897	40238
BG012813.D	C1101035-014A	91 DL160X	17096	39674	30735
BG012828.D	C1101035-003A	93 DL8X	16712	32868	35865
BG012829.D	C1101035-003A	92 DL320X	15770	37422	36048
BG012830.D	C1101035-004A	88 DL10X	16749	40126	45754
BG012831.D	C1101035-004A	86 DL40X	13269	33675	38001
BG012832.D	C1101035-006A	91 DL8X	15712	37408	37873
BG012833.D	C1101035-006A	76 DL320X	15101	34471	40245
BG012834.D	C1101035-008A	91 DL8X	15499	35529	36772
BG012835.D	C1101035-008A	76 DL320X	16565	36110	38638
BG012836.D	C1101035-010A	85 DL40X	18918	36407	38292
BG012837.D	C1101035-010A	81 DL80X	18379	33347	36947
BG012838.D	C1101035-011A	87 DL5X	16298	42509	44307
BG012841.D	BLCSD1UG-012811	99	18390	42335	47014

t - fails 24hr time check * - fails criteria

Created: Thu Feb 24 14:15:04 2011 MSD #2/

Centek Laboratories, LLC

CENTEK LABORATORIES, LLC

Date: *24-Feb-11*

ANALYTICAL QC SUMMARY REPORT

CLIENT: Arcadis
Work Order: C1101035
Project: Lockheed Martin NJ001014.0001

TestCode: 0.25CT-TCE-VC

Sample ID	BMB1UG-012611	SampType:	MBLK	TestCode:	0.25CT-TCE-	Units:	ppbV	Prep Date:		RunNo:	4205
Client ID:	ZZZZZ	Batch ID:	R4205	TestNo:	TO-15			Analysis Date:	1/26/2011	SeqNo:	50471

Analyte	Result	PQL	SPK value	SPK Ref Val	%REC	LowLimit	HighLimit	RPD Ref Val	%RPD	RPDLimit	Qual
1,1,1-Trichloroethane	< 0.15	0.15									
1,1,2,2-Tetrachloroethane	< 0.15	0.15									
1,1,2-Trichloroethane	< 0.15	0.15									
1,1-Dichloroethane	< 0.15	0.15									
1,1-Dichloroethene	< 0.15	0.15									
1,2,4-Trichlorobenzene	< 0.15	0.15									
1,2,4-Trimethylbenzene	< 0.15	0.15									
1,2-Dibromoethane	< 0.15	0.15									
1,2-Dichlorobenzene	< 0.15	0.15									
1,2-Dichloroethane	< 0.15	0.15									
1,2-Dichloropropane	< 0.15	0.15									
1,3,5-Trimethylbenzene	< 0.15	0.15									
1,3-butadiene	< 0.15	0.15									
1,3-Dichlorobenzene	< 0.15	0.15									
1,4-Dichlorobenzene	< 0.15	0.15									
1,4-Dioxane	< 0.30	0.30									
2,2,4-trimethylpentane	< 0.15	0.15									
4-ethyltoluene	< 0.15	0.15									
Acetone	< 0.30	0.30									
Allyl chloride	< 0.15	0.15									
Benzene	< 0.15	0.15									
Benzyl chloride	< 0.15	0.15									
Bromodichloromethane	< 0.15	0.15									
Bromoform	< 0.15	0.15									
Bromomethane	< 0.15	0.15									

Qualifiers:

.	Results reported are not blank corrected	E	Value above quantitation range	H	Holding times for preparation or analysis exceeded
J	Analyte detected at or below quantitation limits	ND	Not Detected at the Reporting Limit	R	RPD outside accepted recovery limits
S	Spike Recovery outside accepted recovery limits				

CLIENT: Arcadis
Work Order: C1101035
Project: Lockheed Martin NJ001014.0001

TestCode: 0.25CT-TCE-VC

Sample ID BMB1UG-012611	SampType: MBLK	TestCode: 0.25CT-TCE-	Units: ppbV	Prep Date:	RunNo: 4205
Client ID: ZZZZZ	Batch ID: R4205	TestNo: TO-15		Analysis Date: 1/26/2011	SeqNo: 50471

Analyte	Result	PQL	SPK value	SPK Ref Val	%REC	LowLimit	HighLimit	RPD Ref Val	%RPD	RPDLimit	Qual
Carbon disulfide	< 0.15	0.15									
Carbon tetrachloride	< 0.040	0.040									
Chlorobenzene	< 0.15	0.15									
Chloroethane	< 0.15	0.15									
Chloroform	< 0.15	0.15									
Chloromethane	< 0.15	0.15									
cis-1,2-Dichloroethene	< 0.15	0.15									
cis-1,3-Dichloropropene	< 0.15	0.15									
Cyclohexane	< 0.15	0.15									
Dibromochloromethane	< 0.15	0.15									
Ethyl acetate	< 0.25	0.25									
Ethylbenzene	< 0.15	0.15									
Freon 11	< 0.15	0.15									
Freon 113	< 0.15	0.15									
Freon 114	< 0.15	0.15									
Freon 12	< 0.15	0.15									
Heptane	< 0.15	0.15									
Hexachloro-1,3-butadiene	< 0.15	0.15									
Hexane	< 0.15	0.15									
Isopropyl alcohol	< 0.15	0.15									
m&p-Xylene	< 0.30	0.30									
Methyl Butyl Ketone	< 0.30	0.30									
Methyl Ethyl Ketone	< 0.30	0.30									
Methyl Isobutyl Ketone	< 0.30	0.30									
Methyl tert-butyl ether	< 0.15	0.15									
Methylene chloride	< 0.15	0.15									
o-Xylene	< 0.15	0.15									
Propylene	< 0.15	0.15									
Styrene	< 0.15	0.15									
Tetrachloroethylene	< 0.15	0.15									
Tetrahydrofuran	< 0.15	0.15									

Qualifiers:
. Results reported are not blank corrected
E Value above quantitation range
H Holding times for preparation or analysis exceeded
J Analyte detected at or below quantitation limits
ND Not Detected at the Reporting Limit
R RPD outside accepted recovery limits
S Spike Recovery outside accepted recovery limits

CLIENT: Arcadis
Work Order: C1101035
Project: Lockheed Martin NJ001014.0001

TestCode: 0.25CT-TCE-VC

Sample ID BMB1UG-012611	SampType: MBLK	TestCode: 0.25CT-TCE-	Units: ppbV	Prep Date:	RunNo: 4205
Client ID: ZZZZZ	Batch ID: R4205	TestNo: TO-15		Analysis Date: 1/26/2011	SeqNo: 50471

Analyte	Result	PQL	SPK value	SPK Ref Val	%REC	LowLimit	HighLimit	RPD Ref Val	%RPD	RPDLimit	Qual
Toluene	< 0.15	0.15									
trans-1,2-Dichloroethene	< 0.15	0.15									
trans-1,3-Dichloropropene	< 0.15	0.15									
Trichloroethene	< 0.040	0.040									
Vinyl acetate	< 0.15	0.15									
Vinyl Bromide	< 0.15	0.15									
Vinyl chloride	< 0.040	0.040									
Surr: Bromofluorobenzene	0.8700	0	1	0	87.0	70	130				

Sample ID BMB1UG-012711	SampType: MBLK	TestCode: 0.25CT-TCE-	Units: ppbV	Prep Date:	RunNo: 4206
Client ID: ZZZZZ	Batch ID: R4206	TestNo: TO-15		Analysis Date: 1/27/2011	SeqNo: 50506

Analyte	Result	PQL	SPK value	SPK Ref Val	%REC	LowLimit	HighLimit	RPD Ref Val	%RPD	RPDLimit	Qual
1,1,1-Trichloroethane	< 0.15	0.15									
1,1,2,2-Tetrachloroethane	< 0.15	0.15									
1,1,2-Trichloroethane	< 0.15	0.15									
1,1-Dichloroethane	< 0.15	0.15									
1,1-Dichloroethene	< 0.15	0.15									
1,2,4-Trichlorobenzene	< 0.15	0.15									
1,2,4-Trimethylbenzene	< 0.15	0.15									
1,2-Dibromoethane	< 0.15	0.15									
1,2-Dichlorobenzene	< 0.15	0.15									
1,2-Dichloroethane	< 0.15	0.15									
1,2-Dichloropropane	< 0.15	0.15									
1,3,5-Trimethylbenzene	< 0.15	0.15									
1,3-butadiene	< 0.15	0.15									
1,3-Dichlorobenzene	< 0.15	0.15									
1,4-Dichlorobenzene	< 0.15	0.15									
1,4-Dioxane	< 0.30	0.30									
2,2,4-trimethylpentane	< 0.15	0.15									

Qualifiers:

.	Results reported are not blank corrected	E	Value above quantitation range	H	Holding times for preparation or analysis exceeded
J	Analyte detected at or below quantitation limits	ND	Not Detected at the Reporting Limit	R	RPD outside accepted recovery limits
S	Spike Recovery outside accepted recovery limits				

CLIENT: Arcadis
Work Order: C1101035
Project: Lockheed Martin NJ001014.0001

TestCode: 0.25CT-TCE-VC

Sample ID	BMB1UG-012711	SampType:	MBLK	TestCode:	0.25CT-TCE-	Units:	ppbV	Prep Date:		RunNo:	4206
Client ID:	ZZZZZ	Batch ID:	R4206	TestNo:	TO-15			Analysis Date:	1/27/2011	SeqNo:	50506

Analyte	Result	PQL	SPK value	SPK Ref Val	%REC	LowLimit	HighLimit	RPD Ref Val	%RPD	RPDLimit	Qual
4-ethyltoluene	< 0.15	0.15									
Acetone	< 0.30	0.30									
Allyl chloride	< 0.15	0.15									
Benzene	< 0.15	0.15									
Benzyl chloride	< 0.15	0.15									
Bromodichloromethane	< 0.15	0.15									
Bromoform	< 0.15	0.15									
Bromomethane	< 0.15	0.15									
Carbon disulfide	< 0.15	0.15									
Carbon tetrachloride	< 0.040	0.040									
Chlorobenzene	< 0.15	0.15									
Chloroethane	< 0.15	0.15									
Chloroform	< 0.15	0.15									
Chloromethane	< 0.15	0.15									
cis-1,2-Dichloroethene	< 0.15	0.15									
cis-1,3-Dichloropropene	< 0.15	0.15									
Cyclohexane	< 0.15	0.15									
Dibromochloromethane	< 0.15	0.15									
Ethyl acetate	< 0.25	0.25									
Ethylbenzene	< 0.15	0.15									
Freon 11	< 0.15	0.15									
Freon 113	< 0.15	0.15									
Freon 114	< 0.15	0.15									
Freon 12	< 0.15	0.15									
Heptane	< 0.15	0.15									
Hexachloro-1,3-butadiene	< 0.15	0.15									
Hexane	< 0.15	0.15									
Isopropyl alcohol	< 0.15	0.15									
m&p-Xylene	< 0.30	0.30									
Methyl Butyl Ketone	< 0.30	0.30									
Methyl Ethyl Ketone	< 0.30	0.30									

Qualifiers:

.	Results reported are not blank corrected	E	Value above quantitation range	H	Holding times for preparation or analysis exceeded
J	Analyte detected at or below quantitation limits	ND	Not Detected at the Reporting Limit	R	RPD outside accepted recovery limits
S	Spike Recovery outside accepted recovery limits				

CLIENT: Arcadis
Work Order: C1101035
Project: Lockheed Martin NJ001014.0001

TestCode: 0.25CT-TCE-VC

Sample ID BMB1UG-012711	SampType: MBLK	TestCode: 0.25CT-TCE-	Units: ppbV	Prep Date:	RunNo: 4206
Client ID: ZZZZZ	Batch ID: R4206	TestNo: TO-15		Analysis Date: 1/27/2011	SeqNo: 50506

Analyte	Result	PQL	SPK value	SPK Ref Val	%REC	LowLimit	HighLimit	RPD Ref Val	%RPD	RPDLimit	Qual
Methyl Isobutyl Ketone	< 0.30	0.30									
Methyl tert-butyl ether	< 0.15	0.15									
Methylene chloride	< 0.15	0.15									
o-Xylene	< 0.15	0.15									
Propylene	< 0.15	0.15									
Styrene	< 0.15	0.15									
Tetrachloroethylene	< 0.15	0.15									
Tetrahydrofuran	< 0.15	0.15									
Toluene	< 0.15	0.15									
trans-1,2-Dichloroethene	< 0.15	0.15									
trans-1,3-Dichloropropene	< 0.15	0.15									
Trichloroethene	< 0.040	0.040									
Vinyl acetate	< 0.15	0.15									
Vinyl Bromide	< 0.15	0.15									
Vinyl chloride	< 0.040	0.040									
Surr: Bromofluorobenzene	0.8200	0	1	0	82.0	70	130				

Sample ID BMB1UG-012811	SampType: MBLK	TestCode: 0.25CT-TCE-	Units: ppbV	Prep Date:	RunNo: 4207
Client ID: ZZZZZ	Batch ID: R4207	TestNo: TO-15		Analysis Date: 1/28/2011	SeqNo: 50559

Analyte	Result	PQL	SPK value	SPK Ref Val	%REC	LowLimit	HighLimit	RPD Ref Val	%RPD	RPDLimit	Qual
1,1,1-Trichloroethane	< 0.15	0.15									
1,1,2,2-Tetrachloroethane	< 0.15	0.15									
1,1,2-Trichloroethane	< 0.15	0.15									
1,1-Dichloroethane	< 0.15	0.15									
1,1-Dichloroethene	< 0.15	0.15									
1,2,4-Trichlorobenzene	< 0.15	0.15									
1,2,4-Trimethylbenzene	< 0.15	0.15									
1,2-Dibromoethane	< 0.15	0.15									
1,2-Dichlorobenzene	< 0.15	0.15									

Qualifiers:

.	Results reported are not blank corrected	E	Value above quantitation range	H	Holding times for preparation or analysis exceeded
J	Analyte detected at or below quantitation limits	ND	Not Detected at the Reporting Limit	R	RPD outside accepted recovery limits
S	Spike Recovery outside accepted recovery limits				

CLIENT: Arcadis
Work Order: C1101035
Project: Lockheed Martin NJ001014.0001

TestCode: 0.25CT-TCE-VC

Sample ID BMB1UG-012811	SampType: MBLK	TestCode: 0.25CT-TCE-	Units: ppbV	Prep Date:	RunNo: 4207
Client ID: ZZZZZ	Batch ID: R4207	TestNo: TO-15		Analysis Date: 1/28/2011	SeqNo: 50559

Analyte	Result	PQL	SPK value	SPK Ref Val	%REC	LowLimit	HighLimit	RPD Ref Val	%RPD	RPDLimit	Qual
1,2-Dichloroethane	< 0.15	0.15									
1,2-Dichloropropane	< 0.15	0.15									
1,3,5-Trimethylbenzene	< 0.15	0.15									
1,3-butadiene	< 0.15	0.15									
1,3-Dichlorobenzene	< 0.15	0.15									
1,4-Dichlorobenzene	< 0.15	0.15									
1,4-Dioxane	< 0.30	0.30									
2,2,4-trimethylpentane	< 0.15	0.15									
4-ethyltoluene	< 0.15	0.15									
Acetone	< 0.30	0.30									
Allyl chloride	< 0.15	0.15									
Benzene	< 0.15	0.15									
Benzyl chloride	< 0.15	0.15									
Bromodichloromethane	< 0.15	0.15									
Bromoform	< 0.15	0.15									
Bromomethane	< 0.15	0.15									
Carbon disulfide	< 0.15	0.15									
Carbon tetrachloride	< 0.040	0.040									
Chlorobenzene	< 0.15	0.15									
Chloroethane	< 0.15	0.15									
Chloroform	< 0.15	0.15									
Chloromethane	< 0.15	0.15									
cis-1,2-Dichloroethene	< 0.15	0.15									
cis-1,3-Dichloropropene	< 0.15	0.15									
Cyclohexane	< 0.15	0.15									
Dibromochloromethane	< 0.15	0.15									
Ethyl acetate	< 0.25	0.25									
Ethylbenzene	< 0.15	0.15									
Freon 11	< 0.15	0.15									
Freon 113	< 0.15	0.15									
Freon 114	< 0.15	0.15									

Qualifiers:
. Results reported are not blank corrected
E Value above quantitation range
H Holding times for preparation or analysis exceeded
J Analyte detected at or below quantitation limits
ND Not Detected at the Reporting Limit
R RPD outside accepted recovery limits
S Spike Recovery outside accepted recovery limits

Centek Laboratories, LLC

CLIENT: Arcadis
Work Order: C1101035
Project: Lockheed Martin NJ001014.0001

TestCode: 0.25CT-TCE-VC

Sample ID BMB1UG-012811	SampType: MBLK	TestCode: 0.25CT-TCE-	Units: ppbV	Prep Date:	RunNo: 4207
Client ID: ZZZZZ	Batch ID: R4207	TestNo: TO-15		Analysis Date: 1/28/2011	SeqNo: 50559

Analyte	Result	PQL	SPK value	SPK Ref Val	%REC	LowLimit	HighLimit	RPD Ref Val	%RPD	RPDLimit	Qual
Freon 12	< 0.15	0.15									
Heptane	< 0.15	0.15									
Hexachloro-1,3-butadiene	< 0.15	0.15									
Hexane	< 0.15	0.15									
Isopropyl alcohol	< 0.15	0.15									
m&p-Xylene	< 0.30	0.30									
Methyl Butyl Ketone	< 0.30	0.30									
Methyl Ethyl Ketone	< 0.30	0.30									
Methyl Isobutyl Ketone	< 0.30	0.30									
Methyl tert-butyl ether	< 0.15	0.15									
Methylene chloride	< 0.15	0.15									
o-Xylene	< 0.15	0.15									
Propylene	< 0.15	0.15									
Styrene	< 0.15	0.15									
Tetrachloroethylene	< 0.15	0.15									
Tetrahydrofuran	< 0.15	0.15									
Toluene	< 0.15	0.15									
trans-1,2-Dichloroethene	< 0.15	0.15									
trans-1,3-Dichloropropene	< 0.15	0.15									
Trichloroethene	< 0.040	0.040									
Vinyl acetate	< 0.15	0.15									
Vinyl Bromide	< 0.15	0.15									
Vinyl chloride	< 0.040	0.040									
Surr: Bromofluorobenzene	0.8600	0	1	0	86.0	70	130				

Qualifiers:

.	Results reported are not blank corrected	E	Value above quantitation range	H	Holding times for preparation or analysis exceeded
J	Analyte detected at or below quantitation limits	ND	Not Detected at the Reporting Limit	R	RPD outside accepted recovery limits
S	Spike Recovery outside accepted recovery limits				

CENTEK LABORATORIES, LLC

Date: *22-Feb-11*

ANALYTICAL QC SUMMARY REPORT

CLIENT: Arcadis
Work Order: C1101035
Project: Lockheed Martin NJ001014.0001

TestCode: 0.25CT-TCE-VC

Sample ID **BLCS1UG-012611** SampType: **LCS** TestCode: **0.25CT-TCE-** Units: **ppbV** Prep Date: RunNo: **4205**
Client ID: **ZZZZZ** Batch ID: **R4205** TestNo: **TO-15** Analysis Date: **1/26/2011** SeqNo: **50472**

Analyte	Result	PQL	SPK value	SPK Ref Val	%REC	LowLimit	HighLimit	RPD Ref Val	%RPD	RPDLimit	Qual
1,1,1-Trichloroethane	0.8200	0.15	1	0	82.0	70	130				
1,1,2,2-Tetrachloroethane	0.8400	0.15	1	0	84.0	70	130				
1,1,2-Trichloroethane	0.8100	0.15	1	0	81.0	70	130				
1,1-Dichloroethane	0.8300	0.15	1	0	83.0	70	130				
1,1-Dichloroethene	0.8800	0.15	1	0	88.0	70	130				
1,2,4-Trichlorobenzene	1.070	0.15	1	0	107	70	130				
1,2,4-Trimethylbenzene	0.9300	0.15	1	0	93.0	70	130				
1,2-Dibromoethane	0.8600	0.15	1	0	86.0	70	130				
1,2-Dichlorobenzene	0.9700	0.15	1	0	97.0	70	130				
1,2-Dichloroethane	0.7900	0.15	1	0	79.0	70	130				
1,2-Dichloropropane	0.7600	0.15	1	0	76.0	70	130				
1,3,5-Trimethylbenzene	0.9300	0.15	1	0	93.0	70	130				
1,3-butadiene	0.7700	0.15	1	0	77.0	70	130				
1,3-Dichlorobenzene	1.000	0.15	1	0	100	70	130				
1,4-Dichlorobenzene	0.9900	0.15	1	0	99.0	70	130				
1,4-Dioxane	0.9400	0.30	1	0	94.0	70	130				
2,2,4-trimethylpentane	0.8700	0.15	1	0	87.0	70	130				
4-ethyltoluene	0.9400	0.15	1	0	94.0	70	130				
Acetone	0.7500	0.30	1	0	75.0	70	130				
Allyl chloride	0.8400	0.15	1	0	84.0	70	130				
Benzene	0.7700	0.15	1	0	77.0	70	130				
Benzyl chloride	0.7800	0.15	1	0	78.0	70	130				
Bromodichloromethane	0.8200	0.15	1	0	82.0	70	130				
Bromoform	0.8300	0.15	1	0	83.0	70	130				
Bromomethane	0.7700	0.15	1	0	77.0	70	130				

Qualifiers:

- . Results reported are not blank corrected
- E Value above quantitation range
- H Holding times for preparation or analysis exceeded
- J Analyte detected at or below quantitation limits
- ND Not Detected at the Reporting Limit
- R RPD outside accepted recovery limits
- S Spike Recovery outside accepted recovery limits

CLIENT: Arcadis
Work Order: C1101035
Project: Lockheed Martin NJ001014.0001

TestCode: 0.25CT-TCE-VC

Sample ID BLCS1UG-012611	SampType: LCS	TestCode: 0.25CT-TCE-	Units: ppbV	Prep Date:	RunNo: 4205
Client ID: ZZZZZ	Batch ID: R4205	TestNo: TO-15		Analysis Date: 1/26/2011	SeqNo: 50472

Analyte	Result	PQL	SPK value	SPK Ref Val	%REC	LowLimit	HighLimit	RPD Ref Val	%RPD	RPDLimit	Qual
Carbon disulfide	0.7600	0.15	1	0	76.0	70	130				
Carbon tetrachloride	0.7300	0.040	1	0	73.0	70	130				
Chlorobenzene	0.9900	0.15	1	0	99.0	70	130				
Chloroethane	0.7900	0.15	1	0	79.0	70	130				
Chloroform	0.7700	0.15	1	0	77.0	70	130				
Chloromethane	0.7600	0.15	1	0	76.0	70	130				
cis-1,2-Dichloroethene	0.7200	0.15	1	0	72.0	70	130				
cis-1,3-Dichloropropene	0.8000	0.15	1	0	80.0	70	130				
Cyclohexane	0.8700	0.15	1	0	87.0	70	130				
Dibromochloromethane	0.8600	0.15	1	0	86.0	70	130				
Ethyl acetate	0.7900	0.25	1	0	79.0	70	130				
Ethylbenzene	0.9500	0.15	1	0	95.0	70	130				
Freon 11	0.8200	0.15	1	0	82.0	70	130				
Freon 113	0.7700	0.15	1	0	77.0	70	130				
Freon 114	0.7600	0.15	1	0	76.0	70	130				
Freon 12	0.7800	0.15	1	0	78.0	70	130				
Heptane	0.8000	0.15	1	0	80.0	70	130				
Hexachloro-1,3-butadiene	1.030	0.15	1	0	103	70	130				
Hexane	0.7000	0.15	1	0	70.0	70	130				
Isopropyl alcohol	0.7600	0.15	1	0	76.0	70	130				
m&p-Xylene	1.870	0.30	2	0	93.5	70	130				
Methyl Butyl Ketone	1.100	0.30	1	0	110	70	130				
Methyl Ethyl Ketone	0.8000	0.30	1	0	80.0	70	130				
Methyl Isobutyl Ketone	0.8900	0.30	1	0	89.0	70	130				
Methyl tert-butyl ether	0.8500	0.15	1	0	85.0	70	130				
Methylene chloride	0.7500	0.15	1	0	75.0	70	130				
o-Xylene	0.9800	0.15	1	0	98.0	70	130				
Propylene	0.7100	0.15	1	0	71.0	70	130				
Styrene	0.9500	0.15	1	0	95.0	70	130				
Tetrachloroethylene	0.9000	0.15	1	0	90.0	70	130				
Tetrahydrofuran	0.9600	0.15	1	0	96.0	70	130				

Qualifiers:
. Results reported are not blank corrected
E Value above quantitation range
H Holding times for preparation or analysis exceeded
J Analyte detected at or below quantitation limits
ND Not Detected at the Reporting Limit
R RPD outside accepted recovery limits
S Spike Recovery outside accepted recovery limits

Centek Laboratories, LLC

CLIENT: Arcadis
Work Order: C1101035
Project: Lockheed Martin NJ001014.0001

TestCode: 0.25CT-TCE-VC

Sample ID BLCS1UG-012611	SampType: LCS	TestCode: 0.25CT-TCE-	Units: ppbV	Prep Date:	RunNo: 4205
Client ID: ZZZZZ	Batch ID: R4205	TestNo: TO-15		Analysis Date: 1/26/2011	SeqNo: 50472

Analyte	Result	PQL	SPK value	SPK Ref Val	%REC	LowLimit	HighLimit	RPD Ref Val	%RPD	RPDLimit	Qual
Toluene	0.9400	0.15	1	0	94.0	70	130				
trans-1,2-Dichloroethene	0.8000	0.15	1	0	80.0	70	130				
trans-1,3-Dichloropropene	0.7600	0.15	1	0	76.0	70	130				
Trichloroethene	0.7100	0.040	1	0	71.0	70	130				
Vinyl acetate	0.9100	0.15	1	0	91.0	70	130				
Vinyl Bromide	0.8900	0.15	1	0	89.0	70	130				
Vinyl chloride	0.7800	0.040	1	0	78.0	70	130				

Sample ID BLCS1UG-012711	SampType: LCS	TestCode: 0.25CT-TCE-	Units: ppbV	Prep Date:	RunNo: 4206
Client ID: ZZZZZ	Batch ID: R4206	TestNo: TO-15		Analysis Date: 1/27/2011	SeqNo: 50507

Analyte	Result	PQL	SPK value	SPK Ref Val	%REC	LowLimit	HighLimit	RPD Ref Val	%RPD	RPDLimit	Qual
1,1,1-Trichloroethane	0.7000	0.15	1	0	70.0	70	130				
1,1,2,2-Tetrachloroethane	0.7000	0.15	1	0	70.0	70	130				
1,1,2-Trichloroethane	0.7000	0.15	1	0	70.0	70	130				
1,1-Dichloroethane	0.9400	0.15	1	0	94.0	70	130				
1,1-Dichloroethene	0.9000	0.15	1	0	90.0	70	130				
1,2,4-Trichlorobenzene	1.240	0.15	1	0	124	70	130				
1,2,4-Trimethylbenzene	0.7100	0.15	1	0	71.0	70	130				
1,2-Dibromoethane	0.7800	0.15	1	0	78.0	70	130				
1,2-Dichlorobenzene	0.8100	0.15	1	0	81.0	70	130				
1,2-Dichloroethane	0.9700	0.15	1	0	97.0	70	130				
1,2-Dichloropropane	0.7000	0.15	1	0	70.0	70	130				
1,3,5-Trimethylbenzene	0.8200	0.15	1	0	82.0	70	130				
1,3-butadiene	0.8100	0.15	1	0	81.0	70	130				
1,3-Dichlorobenzene	0.7800	0.15	1	0	78.0	70	130				
1,4-Dichlorobenzene	0.7900	0.15	1	0	79.0	70	130				
1,4-Dioxane	0.7100	0.30	1	0	71.0	70	130				
2,2,4-trimethylpentane	0.7300	0.15	1	0	73.0	70	130				
4-ethyltoluene	0.7100	0.15	1	0	71.0	70	130				

Qualifiers:

.	Results reported are not blank corrected	E	Value above quantitation range	H	Holding times for preparation or analysis exceeded
J	Analyte detected at or below quantitation limits	ND	Not Detected at the Reporting Limit	R	RPD outside accepted recovery limits
S	Spike Recovery outside accepted recovery limits				

CLIENT: Arcadis
Work Order: C1101035
Project: Lockheed Martin NJ001014.0001

TestCode: 0.25CT-TCE-VC

Sample ID	BLCS1UG-012711	SampType:	LCS	TestCode:	0.25CT-TCE-	Units:	ppbV	Prep Date:		RunNo:	4206
Client ID:	ZZZZZ	Batch ID:	R4206	TestNo:	TO-15			Analysis Date:	1/27/2011	SeqNo:	50507

Analyte	Result	PQL	SPK value	SPK Ref Val	%REC	LowLimit	HighLimit	RPD Ref Val	%RPD	RPDLimit	Qual
Acetone	0.7300	0.30	1	0	73.0	70	130				
Allyl chloride	0.8800	0.15	1	0	88.0	70	130				
Benzene	0.7300	0.15	1	0	73.0	70	130				
Benzyl chloride	0.7000	0.15	1	0	70.0	70	130				
Bromodichloromethane	0.7100	0.15	1	0	71.0	70	130				
Bromoform	0.7700	0.15	1	0	77.0	70	130				
Bromomethane	0.8900	0.15	1	0	89.0	70	130				
Carbon disulfide	0.8500	0.15	1	0	85.0	70	130				
Carbon tetrachloride	0.7100	0.040	1	0	71.0	70	130				
Chlorobenzene	0.8200	0.15	1	0	82.0	70	130				
Chloroethane	0.9300	0.15	1	0	93.0	70	130				
Chloroform	0.9500	0.15	1	0	95.0	70	130				
Chloromethane	0.8200	0.15	1	0	82.0	70	130				
cis-1,2-Dichloroethene	0.8900	0.15	1	0	89.0	70	130				
cis-1,3-Dichloropropene	0.7600	0.15	1	0	76.0	70	130				
Cyclohexane	0.7000	0.15	1	0	70.0	70	130				
Dibromochloromethane	0.7600	0.15	1	0	76.0	70	130				
Ethyl acetate	0.9500	0.25	1	0	95.0	70	130				
Ethylbenzene	0.7300	0.15	1	0	73.0	70	130				
Freon 11	0.9000	0.15	1	0	90.0	70	130				
Freon 113	0.8700	0.15	1	0	87.0	70	130				
Freon 114	0.8800	0.15	1	0	88.0	70	130				
Freon 12	0.9200	0.15	1	0	92.0	70	130				
Heptane	0.7600	0.15	1	0	76.0	70	130				
Hexachloro-1,3-butadiene	0.9200	0.15	1	0	92.0	70	130				
Hexane	0.8500	0.15	1	0	85.0	70	130				
Isopropyl alcohol	0.8000	0.15	1	0	80.0	70	130				
m&p-Xylene	1.410	0.30	2	0	70.5	70	130				
Methyl Butyl Ketone	0.8700	0.30	1	0	87.0	70	130				
Methyl Ethyl Ketone	0.7100	0.30	1	0	71.0	70	130				
Methyl Isobutyl Ketone	0.7100	0.30	1	0	71.0	70	130				

Qualifiers:

.	Results reported are not blank corrected	E	Value above quantitation range	H	Holding times for preparation or analysis exceeded
J	Analyte detected at or below quantitation limits	ND	Not Detected at the Reporting Limit	R	RPD outside accepted recovery limits
S	Spike Recovery outside accepted recovery limits				

Centek Laboratories, LLC

CLIENT: Arcadis
Work Order: C1101035
Project: Lockheed Martin NJ001014.0001

TestCode: 0.25CT-TCE-VC

Sample ID BLCS1UG-012711	SampType: LCS	TestCode: 0.25CT-TCE-	Units: ppbV	Prep Date:	RunNo: 4206
Client ID: ZZZZZ	Batch ID: R4206	TestNo: TO-15		Analysis Date: 1/27/2011	SeqNo: 50507

Analyte	Result	PQL	SPK value	SPK Ref Val	%REC	LowLimit	HighLimit	RPD Ref Val	%RPD	RPDLimit	Qual
Methyl tert-butyl ether	0.9500	0.15	1	0	95.0	70	130				
Methylene chloride	0.8500	0.15	1	0	85.0	70	130				
o-Xylene	0.7000	0.15	1	0	70.0	70	130				
Propylene	0.7900	0.15	1	0	79.0	70	130				
Styrene	0.7000	0.15	1	0	70.0	70	130				
Tetrachloroethylene	0.7800	0.15	1	0	78.0	70	130				
Tetrahydrofuran	0.8300	0.15	1	0	83.0	70	130				
Toluene	0.8800	0.15	1	0	88.0	70	130				
trans-1,2-Dichloroethene	0.8900	0.15	1	0	89.0	70	130				
trans-1,3-Dichloropropene	0.7300	0.15	1	0	73.0	70	130				
Trichloroethene	0.7000	0.040	1	0	70.0	70	130				
Vinyl acetate	0.9300	0.15	1	0	93.0	70	130				
Vinyl Bromide	0.9200	0.15	1	0	92.0	70	130				
Vinyl chloride	0.7900	0.040	1	0	79.0	70	130				

Sample ID BLCS1UG-012811	SampType: LCS	TestCode: 0.25CT-TCE-	Units: ppbV	Prep Date:	RunNo: 4207
Client ID: ZZZZZ	Batch ID: R4207	TestNo: TO-15		Analysis Date: 1/28/2011	SeqNo: 50560

Analyte	Result	PQL	SPK value	SPK Ref Val	%REC	LowLimit	HighLimit	RPD Ref Val	%RPD	RPDLimit	Qual
1,1,1-Trichloroethane	0.7300	0.15	1	0	73.0	70	130				
1,1,2,2-Tetrachloroethane	0.7500	0.15	1	0	75.0	70	130				
1,1,2-Trichloroethane	0.7600	0.15	1	0	76.0	70	130				
1,1-Dichloroethane	0.8300	0.15	1	0	83.0	70	130				
1,1-Dichloroethene	0.9300	0.15	1	0	93.0	70	130				
1,2,4-Trichlorobenzene	1.180	0.15	1	0	118	70	130				
1,2,4-Trimethylbenzene	0.9000	0.15	1	0	90.0	70	130				
1,2-Dibromoethane	0.8300	0.15	1	0	83.0	70	130				
1,2-Dichlorobenzene	0.9200	0.15	1	0	92.0	70	130				
1,2-Dichloroethane	0.8400	0.15	1	0	84.0	70	130				
1,2-Dichloropropane	0.7100	0.15	1	0	71.0	70	130				

Qualifiers:
. Results reported are not blank corrected
E Value above quantitation range
H Holding times for preparation or analysis exceeded
J Analyte detected at or below quantitation limits
ND Not Detected at the Reporting Limit
R RPD outside accepted recovery limits
S Spike Recovery outside accepted recovery limits

Centek Laboratories, LLC

CLIENT: Arcadis
Work Order: C1101035
Project: Lockheed Martin NJ001014.0001

TestCode: 0.25CT-TCE-VC

Sample ID BLCS1UG-012811	SampType: LCS	TestCode: 0.25CT-TCE-	Units: ppbV	Prep Date:	RunNo: 4207
Client ID: ZZZZZ	Batch ID: R4207	TestNo: TO-15		Analysis Date: 1/28/2011	SeqNo: 50560

Analyte	Result	PQL	SPK value	SPK Ref Val	%REC	LowLimit	HighLimit	RPD Ref Val	%RPD	RPDLimit	Qual
1,3,5-Trimethylbenzene	0.9300	0.15	1	0	93.0	70	130				
1,3-butadiene	0.8200	0.15	1	0	82.0	70	130				
1,3-Dichlorobenzene	1.010	0.15	1	0	101	70	130				
1,4-Dichlorobenzene	1.040	0.15	1	0	104	70	130				
1,4-Dioxane	0.9100	0.30	1	0	91.0	70	130				
2,2,4-trimethylpentane	0.7200	0.15	1	0	72.0	70	130				
4-ethyltoluene	0.9100	0.15	1	0	91.0	70	130				
Acetone	0.7500	0.30	1	0	75.0	70	130				
Allyl chloride	0.8400	0.15	1	0	84.0	70	130				
Benzene	0.7300	0.15	1	0	73.0	70	130				
Benzyl chloride	0.7400	0.15	1	0	74.0	70	130				
Bromodichloromethane	0.7200	0.15	1	0	72.0	70	130				
Bromoform	0.9100	0.15	1	0	91.0	70	130				
Bromomethane	0.8600	0.15	1	0	86.0	70	130				
Carbon disulfide	0.7700	0.15	1	0	77.0	70	130				
Carbon tetrachloride	0.7500	0.040	1	0	75.0	70	130				
Chlorobenzene	0.8800	0.15	1	0	88.0	70	130				
Chloroethane	0.8000	0.15	1	0	80.0	70	130				
Chloroform	0.8000	0.15	1	0	80.0	70	130				
Chloromethane	0.7000	0.15	1	0	70.0	70	130				
cis-1,2-Dichloroethene	0.7700	0.15	1	0	77.0	70	130				
cis-1,3-Dichloropropene	0.7200	0.15	1	0	72.0	70	130				
Cyclohexane	0.7400	0.15	1	0	74.0	70	130				
Dibromochloromethane	0.8600	0.15	1	0	86.0	70	130				
Ethyl acetate	0.7700	0.25	1	0	77.0	70	130				
Ethylbenzene	0.8100	0.15	1	0	81.0	70	130				
Freon 11	0.8800	0.15	1	0	88.0	70	130				
Freon 113	0.8400	0.15	1	0	84.0	70	130				
Freon 114	0.8300	0.15	1	0	83.0	70	130				
Freon 12	0.8300	0.15	1	0	83.0	70	130				
Heptane	0.7100	0.15	1	0	71.0	70	130				

Qualifiers:
. Results reported are not blank corrected
E Value above quantitation range
H Holding times for preparation or analysis exceeded
J Analyte detected at or below quantitation limits
ND Not Detected at the Reporting Limit
R RPD outside accepted recovery limits
S Spike Recovery outside accepted recovery limits

CLIENT: Arcadis
Work Order: C1101035
Project: Lockheed Martin NJ001014.0001

TestCode: 0.25CT-TCE-VC

Sample ID BLCS1UG-012811	SampType: LCS	TestCode: 0.25CT-TCE-	Units: ppbV	Prep Date:	RunNo: 4207
Client ID: ZZZZZ	Batch ID: R4207	TestNo: TO-15		Analysis Date: 1/28/2011	SeqNo: 50560

Analyte	Result	PQL	SPK value	SPK Ref Val	%REC	LowLimit	HighLimit	RPD Ref Val	%RPD	RPDLimit	Qual
Hexachloro-1,3-butadiene	1.150	0.15	1	0	115	70	130				
Hexane	0.7100	0.15	1	0	71.0	70	130				
Isopropyl alcohol	0.7400	0.15	1	0	74.0	70	130				
m&p-Xylene	1.670	0.30	2	0	83.5	70	130				
Methyl Butyl Ketone	0.8400	0.30	1	0	84.0	70	130				
Methyl Ethyl Ketone	0.8400	0.30	1	0	84.0	70	130				
Methyl Isobutyl Ketone	0.7600	0.30	1	0	76.0	70	130				
Methyl tert-butyl ether	0.9000	0.15	1	0	90.0	70	130				
Methylene chloride	0.7900	0.15	1	0	79.0	70	130				
o-Xylene	0.8500	0.15	1	0	85.0	70	130				
Propylene	0.7400	0.15	1	0	74.0	70	130				
Styrene	0.8600	0.15	1	0	86.0	70	130				
Tetrachloroethylene	0.9700	0.15	1	0	97.0	70	130				
Tetrahydrofuran	0.7400	0.15	1	0	74.0	70	130				
Toluene	0.9100	0.15	1	0	91.0	70	130				
trans-1,2-Dichloroethene	0.8200	0.15	1	0	82.0	70	130				
trans-1,3-Dichloropropene	0.7100	0.15	1	0	71.0	70	130				
Trichloroethene	0.8000	0.040	1	0	80.0	70	130				
Vinyl acetate	0.7400	0.15	1	0	74.0	70	130				
Vinyl Bromide	0.9400	0.15	1	0	94.0	70	130				
Vinyl chloride	0.7700	0.040	1	0	77.0	70	130				

Qualifiers:

.	Results reported are not blank corrected	E	Value above quantitation range	H	Holding times for preparation or analysis exceeded
J	Analyte detected at or below quantitation limits	ND	Not Detected at the Reporting Limit	R	RPD outside accepted recovery limits
S	Spike Recovery outside accepted recovery limits				

CENTEK LABORATORIES, LLC

Date: *22-Feb-11*

ANALYTICAL QC SUMMARY REPORT

CLIENT: Arcadis
Work Order: C1101035
Project: Lockheed Martin NJ001014.0001

TestCode: 0.25CT-TCE-VC

Sample ID BLCSD1UG-012611	SampType: LCSD	TestCode: 0.25CT-TCE-	Units: ppbV	Prep Date:	RunNo: 4205
Client ID: ZZZZZ	Batch ID: R4205	TestNo: TO-15		Analysis Date: 1/27/2011	SeqNo: 50473

Analyte	Result	PQL	SPK value	SPK Ref Val	%REC	LowLimit	HighLimit	RPD Ref Val	%RPD	RPDLimit	Qual
1,1,1-Trichloroethane	1.000	0.15	1	0	100	70	130	0.82	19.8	30	
1,1,2,2-Tetrachloroethane	1.030	0.15	1	0	103	70	130	0.84	20.3	30	
1,1,2-Trichloroethane	1.040	0.15	1	0	104	70	130	0.81	24.9	30	
1,1-Dichloroethane	0.9500	0.15	1	0	95.0	70	130	0.83	13.5	30	
1,1-Dichloroethene	1.000	0.15	1	0	100	70	130	0.88	12.8	30	
1,2,4-Trichlorobenzene	1.020	0.15	1	0	102	70	130	1.07	4.78	30	
1,2,4-Trimethylbenzene	1.100	0.15	1	0	110	70	130	0.93	16.7	30	
1,2-Dibromoethane	0.9700	0.15	1	0	97.0	70	130	0.86	12.0	30	
1,2-Dichlorobenzene	1.180	0.15	1	0	118	70	130	0.97	19.5	30	
1,2-Dichloroethane	0.9300	0.15	1	0	93.0	70	130	0.79	16.3	30	
1,2-Dichloropropane	1.010	0.15	1	0	101	70	130	0.76	28.2	30	
1,3,5-Trimethylbenzene	1.200	0.15	1	0	120	70	130	0.93	25.4	30	
1,3-butadiene	0.8900	0.15	1	0	89.0	70	130	0.77	14.5	30	
1,3-Dichlorobenzene	1.190	0.15	1	0	119	70	130	1	17.4	30	
1,4-Dichlorobenzene	1.230	0.15	1	0	123	70	130	0.99	21.6	30	
1,4-Dioxane	0.8700	0.30	1	0	87.0	70	130	0.94	7.73	30	
2,2,4-trimethylpentane	1.120	0.15	1	0	112	70	130	0.87	25.1	30	
4-ethyltoluene	1.060	0.15	1	0	106	70	130	0.94	12.0	30	
Acetone	0.8900	0.30	1	0	89.0	70	130	0.75	17.1	30	
Allyl chloride	0.9500	0.15	1	0	95.0	70	130	0.84	12.3	30	
Benzene	1.020	0.15	1	0	102	70	130	0.77	27.9	30	
Benzyl chloride	0.9500	0.15	1	0	95.0	70	130	0.78	19.7	30	
Bromodichloromethane	1.050	0.15	1	0	105	70	130	0.82	24.6	30	
Bromoform	1.050	0.15	1	0	105	70	130	0.83	23.4	30	
Bromomethane	0.9300	0.15	1	0	93.0	70	130	0.77	18.8	30	

Qualifiers:
. Results reported are not blank corrected
J Analyte detected at or below quantitation limits
S Spike Recovery outside accepted recovery limits
E Value above quantitation range
ND Not Detected at the Reporting Limit
H Holding times for preparation or analysis exceeded
R RPD outside accepted recovery limits

CLIENT: Arcadis
Work Order: C1101035
Project: Lockheed Martin NJ001014.0001

TestCode: 0.25CT-TCE-VC

Sample ID BLCSD1UG-012611	SampType: LCSD	TestCode: 0.25CT-TCE-	Units: ppbV	Prep Date:	RunNo: 4205
Client ID: ZZZZZ	Batch ID: R4205	TestNo: TO-15		Analysis Date: 1/27/2011	SeqNo: 50473

Analyte	Result	PQL	SPK value	SPK Ref Val	%REC	LowLimit	HighLimit	RPD Ref Val	%RPD	RPDLimit	Qual
Carbon disulfide	0.8500	0.15	1	0	85.0	70	130	0.76	11.2	30	
Carbon tetrachloride	0.9500	0.040	1	0	95.0	70	130	0.73	26.2	30	
Chlorobenzene	1.070	0.15	1	0	107	70	130	0.99	7.77	30	
Chloroethane	0.9400	0.15	1	0	94.0	70	130	0.79	17.3	30	
Chloroform	0.9300	0.15	1	0	93.0	70	130	0.77	18.8	30	
Chloromethane	0.8900	0.15	1	0	89.0	70	130	0.76	15.8	30	
cis-1,2-Dichloroethene	0.9200	0.15	1	0	92.0	70	130	0.72	24.4	30	
cis-1,3-Dichloropropene	0.9100	0.15	1	0	91.0	70	130	0.8	12.9	30	
Cyclohexane	1.030	0.15	1	0	103	70	130	0.87	16.8	30	
Dibromochloromethane	1.030	0.15	1	0	103	70	130	0.86	18.0	30	
Ethyl acetate	0.8600	0.25	1	0	86.0	70	130	0.79	8.48	30	
Ethylbenzene	1.090	0.15	1	0	109	70	130	0.95	13.7	30	
Freon 11	0.9300	0.15	1	0	93.0	70	130	0.82	12.6	30	
Freon 113	0.9300	0.15	1	0	93.0	70	130	0.77	18.8	30	
Freon 114	0.8900	0.15	1	0	89.0	70	130	0.76	15.8	30	
Freon 12	0.8700	0.15	1	0	87.0	70	130	0.78	10.9	30	
Heptane	1.090	0.15	1	0	109	70	130	0.8	30.7	30	R
Hexachloro-1,3-butadiene	1.170	0.15	1	0	117	70	130	1.03	12.7	30	
Hexane	0.8700	0.15	1	0	87.0	70	130	0.7	21.7	30	
Isopropyl alcohol	1.010	0.15	1	0	101	70	130	0.76	28.2	30	
m&p-Xylene	2.260	0.30	2	0	113	70	130	1.87	18.9	30	
Methyl Butyl Ketone	1.040	0.30	1	0	104	70	130	1.1	5.61	30	
Methyl Ethyl Ketone	0.8800	0.30	1	0	88.0	70	130	0.8	9.52	30	
Methyl Isobutyl Ketone	1.030	0.30	1	0	103	70	130	0.89	14.6	30	
Methyl tert-butyl ether	0.9800	0.15	1	0	98.0	70	130	0.85	14.2	30	
Methylene chloride	0.8200	0.15	1	0	82.0	70	130	0.75	8.92	30	
o-Xylene	1.110	0.15	1	0	111	70	130	0.98	12.4	30	
Propylene	0.7400	0.15	1	0	74.0	70	130	0.71	4.14	30	
Styrene	0.9700	0.15	1	0	97.0	70	130	0.95	2.08	30	
Tetrachloroethylene	1.120	0.15	1	0	112	70	130	0.9	21.8	30	
Tetrahydrofuran	1.140	0.15	1	0	114	70	130	0.96	17.1	30	

Qualifiers:
. Results reported are not blank corrected
J Analyte detected at or below quantitation limits
S Spike Recovery outside accepted recovery limits
E Value above quantitation range
ND Not Detected at the Reporting Limit
H Holding times for preparation or analysis exceeded
R RPD outside accepted recovery limits

Centek Laboratories, LLC

CLIENT: Arcadis
Work Order: C1101035
Project: Lockheed Martin NJ001014.0001

TestCode: 0.25CT-TCE-VC

Sample ID BLCSD1UG-012611	SampType: LCSD	TestCode: 0.25CT-TCE-	Units: ppbV	Prep Date:	RunNo: 4205
Client ID: ZZZZZ	Batch ID: R4205	TestNo: TO-15		Analysis Date: 1/27/2011	SeqNo: 50473

Analyte	Result	PQL	SPK value	SPK Ref Val	%REC	LowLimit	HighLimit	RPD Ref Val	%RPD	RPDLimit	Qual
Toluene	1.060	0.15	1	0	106	70	130	0.94	12.0	30	
trans-1,2-Dichloroethene	0.8900	0.15	1	0	89.0	70	130	0.8	10.7	30	
trans-1,3-Dichloropropene	0.9500	0.15	1	0	95.0	70	130	0.76	22.2	30	
Trichloroethene	0.9600	0.040	1	0	96.0	70	130	0.71	29.9	30	
Vinyl acetate	0.8800	0.15	1	0	88.0	70	130	0.91	3.35	30	
Vinyl Bromide	0.9400	0.15	1	0	94.0	70	130	0.89	5.46	30	
Vinyl chloride	0.9300	0.040	1	0	93.0	70	130	0.78	17.5	30	

Sample ID BLCSD1UG-012711	SampType: LCSD	TestCode: 0.25CT-TCE-	Units: ppbV	Prep Date:	RunNo: 4206
Client ID: ZZZZZ	Batch ID: R4206	TestNo: TO-15		Analysis Date: 1/28/2011	SeqNo: 50508

Analyte	Result	PQL	SPK value	SPK Ref Val	%REC	LowLimit	HighLimit	RPD Ref Val	%RPD	RPDLimit	Qual
1,1,1-Trichloroethane	0.9500	0.15	1	0	95.0	70	130	0.7	30.3	30	R
1,1,2,2-Tetrachloroethane	0.7500	0.15	1	0	75.0	70	130	0.7	6.90	30	
1,1,2-Trichloroethane	0.9700	0.15	1	0	97.0	70	130	0.7	32.3	30	R
1,1-Dichloroethane	0.9000	0.15	1	0	90.0	70	130	0.94	4.35	30	
1,1-Dichloroethene	1.010	0.15	1	0	101	70	130	0.9	11.5	30	
1,2,4-Trichlorobenzene	0.5700	0.15	1	0	57.0	70	130	1.24	74.0	30	SR
1,2,4-Trimethylbenzene	0.7800	0.15	1	0	78.0	70	130	0.71	9.40	30	
1,2-Dibromoethane	0.8800	0.15	1	0	88.0	70	130	0.78	12.0	30	
1,2-Dichlorobenzene	0.7700	0.15	1	0	77.0	70	130	0.81	5.06	30	
1,2-Dichloroethane	0.8800	0.15	1	0	88.0	70	130	0.97	9.73	30	
1,2-Dichloropropane	0.9500	0.15	1	0	95.0	70	130	0.7	30.3	30	R
1,3,5-Trimethylbenzene	0.8400	0.15	1	0	84.0	70	130	0.82	2.41	30	
1,3-butadiene	0.8600	0.15	1	0	86.0	70	130	0.81	5.99	30	
1,3-Dichlorobenzene	0.7900	0.15	1	0	79.0	70	130	0.78	1.27	30	
1,4-Dichlorobenzene	0.7700	0.15	1	0	77.0	70	130	0.79	2.56	30	
1,4-Dioxane	0.7000	0.30	1	0	70.0	70	130	0.71	1.42	30	
2,2,4-trimethylpentane	0.9900	0.15	1	0	99.0	70	130	0.73	30.2	30	R
4-ethyltoluene	0.7900	0.15	1	0	79.0	70	130	0.71	10.7	30	

Qualifiers:

.	Results reported are not blank corrected	E	Value above quantitation range	H	Holding times for preparation or analysis exceeded
J	Analyte detected at or below quantitation limits	ND	Not Detected at the Reporting Limit	R	RPD outside accepted recovery limits
S	Spike Recovery outside accepted recovery limits				

Centek Laboratories, LLC

CLIENT: Arcadis
Work Order: C1101035
Project: Lockheed Martin NJ001014.0001

TestCode: 0.25CT-TCE-VC

Sample ID BLCSD1UG-012711	SampType: LCSD	TestCode: 0.25CT-TCE-	Units: ppbV	Prep Date:	RunNo: 4206
Client ID: ZZZZZ	Batch ID: R4206	TestNo: TO-15		Analysis Date: 1/28/2011	SeqNo: 50508

Analyte	Result	PQL	SPK value	SPK Ref Val	%REC	LowLimit	HighLimit	RPD Ref Val	%RPD	RPDLimit	Qual
Acetone	0.8200	0.30	1	0	82.0	70	130	0.73	11.6	30	
Allyl chloride	0.8800	0.15	1	0	88.0	70	130	0.88	0	30	
Benzene	0.9300	0.15	1	0	93.0	70	130	0.73	24.1	30	
Benzyl chloride	0.7500	0.15	1	0	75.0	70	130	0.7	6.90	30	
Bromodichloromethane	0.9500	0.15	1	0	95.0	70	130	0.71	28.9	30	
Bromoform	0.9900	0.15	1	0	99.0	70	130	0.77	25.0	30	
Bromomethane	0.8800	0.15	1	0	88.0	70	130	0.89	1.13	30	
Carbon disulfide	0.8200	0.15	1	0	82.0	70	130	0.85	3.59	30	
Carbon tetrachloride	0.8700	0.040	1	0	87.0	70	130	0.71	20.3	30	
Chlorobenzene	0.9000	0.15	1	0	90.0	70	130	0.82	9.30	30	
Chloroethane	0.8900	0.15	1	0	89.0	70	130	0.93	4.40	30	
Chloroform	0.9100	0.15	1	0	91.0	70	130	0.95	4.30	30	
Chloromethane	0.8800	0.15	1	0	88.0	70	130	0.82	7.06	30	
cis-1,2-Dichloroethene	0.8900	0.15	1	0	89.0	70	130	0.89	0	30	
cis-1,3-Dichloropropene	0.8700	0.15	1	0	87.0	70	130	0.76	13.5	30	
Cyclohexane	0.9200	0.15	1	0	92.0	70	130	0.7	27.2	30	
Dibromochloromethane	0.9200	0.15	1	0	92.0	70	130	0.76	19.0	30	
Ethyl acetate	0.8200	0.25	1	0	82.0	70	130	0.95	14.7	30	
Ethylbenzene	0.8800	0.15	1	0	88.0	70	130	0.73	18.6	30	
Freon 11	0.8900	0.15	1	0	89.0	70	130	0.9	1.12	30	
Freon 113	0.9200	0.15	1	0	92.0	70	130	0.87	5.59	30	
Freon 114	0.8800	0.15	1	0	88.0	70	130	0.88	0	30	
Freon 12	0.8700	0.15	1	0	87.0	70	130	0.92	5.59	30	
Heptane	0.8700	0.15	1	0	87.0	70	130	0.76	13.5	30	
Hexachloro-1,3-butadiene	0.5500	0.15	1	0	55.0	70	130	0.92	50.3	30	SR
Hexane	0.8500	0.15	1	0	85.0	70	130	0.85	0	30	
Isopropyl alcohol	1.170	0.15	1	0	117	70	130	0.8	37.6	30	R
m&p-Xylene	1.950	0.30	2	0	97.5	70	130	1.41	32.1	30	R
Methyl Butyl Ketone	0.7400	0.30	1	0	74.0	70	130	0.87	16.1	30	
Methyl Ethyl Ketone	0.8400	0.30	1	0	84.0	70	130	0.71	16.8	30	
Methyl Isobutyl Ketone	0.8100	0.30	1	0	81.0	70	130	0.71	13.2	30	

Qualifiers:

.	Results reported are not blank corrected	E	Value above quantitation range	H	Holding times for preparation or analysis exceeded
J	Analyte detected at or below quantitation limits	ND	Not Detected at the Reporting Limit	R	RPD outside accepted recovery limits
S	Spike Recovery outside accepted recovery limits				

CLIENT: Arcadis
Work Order: C1101035
Project: Lockheed Martin NJ001014.0001

TestCode: 0.25CT-TCE-VC

Sample ID BLCSD1UG-012711	SampType: LCSD	TestCode: 0.25CT-TCE-	Units: ppbV	Prep Date:	RunNo: 4206
Client ID: ZZZZZ	Batch ID: R4206	TestNo: TO-15		Analysis Date: 1/28/2011	SeqNo: 50508

Analyte	Result	PQL	SPK value	SPK Ref Val	%REC	LowLimit	HighLimit	RPD Ref Val	%RPD	RPDLimit	Qual
Methyl tert-butyl ether	1.010	0.15	1	0	101	70	130	0.95	6.12	30	
Methylene chloride	0.9100	0.15	1	0	91.0	70	130	0.85	6.82	30	
o-Xylene	0.9100	0.15	1	0	91.0	70	130	0.7	26.1	30	
Propylene	0.7400	0.15	1	0	74.0	70	130	0.79	6.54	30	
Styrene	0.8800	0.15	1	0	88.0	70	130	0.7	22.8	30	
Tetrachloroethylene	0.9900	0.15	1	0	99.0	70	130	0.78	23.7	30	
Tetrahydrofuran	1.170	0.15	1	0	117	70	130	0.83	34.0	30	R
Toluene	0.9400	0.15	1	0	94.0	70	130	0.88	6.59	30	
trans-1,2-Dichloroethene	0.8800	0.15	1	0	88.0	70	130	0.89	1.13	30	
trans-1,3-Dichloropropene	0.9300	0.15	1	0	93.0	70	130	0.73	24.1	30	
Trichloroethene	0.9500	0.040	1	0	95.0	70	130	0.7	30.3	30	R
Vinyl acetate	0.8500	0.15	1	0	85.0	70	130	0.93	8.99	30	
Vinyl Bromide	1.010	0.15	1	0	101	70	130	0.92	9.33	30	
Vinyl chloride	0.8800	0.040	1	0	88.0	70	130	0.79	10.8	30	

Sample ID BLCSD1UG-012811	SampType: LCSD	TestCode: 0.25CT-TCE-	Units: ppbV	Prep Date:	RunNo: 4207
Client ID: ZZZZZ	Batch ID: R4207	TestNo: TO-15		Analysis Date: 1/29/2011	SeqNo: 50561

Analyte	Result	PQL	SPK value	SPK Ref Val	%REC	LowLimit	HighLimit	RPD Ref Val	%RPD	RPDLimit	Qual
1,1,1-Trichloroethane	0.8400	0.15	1	0	84.0	70	130	0.73	14.0	30	
1,1,2,2-Tetrachloroethane	0.8900	0.15	1	0	89.0	70	130	0.75	17.1	30	
1,1,2-Trichloroethane	0.8600	0.15	1	0	86.0	70	130	0.76	12.3	30	
1,1-Dichloroethane	0.8000	0.15	1	0	80.0	70	130	0.83	3.68	30	
1,1-Dichloroethene	0.9500	0.15	1	0	95.0	70	130	0.93	2.13	30	
1,2,4-Trichlorobenzene	1.250	0.15	1	0	125	70	130	1.18	5.76	30	
1,2,4-Trimethylbenzene	1.020	0.15	1	0	102	70	130	0.9	12.5	30	
1,2-Dibromoethane	0.8900	0.15	1	0	89.0	70	130	0.83	6.98	30	
1,2-Dichlorobenzene	1.130	0.15	1	0	113	70	130	0.92	20.5	30	
1,2-Dichloroethane	0.7500	0.15	1	0	75.0	70	130	0.84	11.3	30	
1,2-Dichloropropane	0.7800	0.15	1	0	78.0	70	130	0.71	9.40	30	

Qualifiers:

.	Results reported are not blank corrected	E	Value above quantitation range	H	Holding times for preparation or analysis exceeded
J	Analyte detected at or below quantitation limits	ND	Not Detected at the Reporting Limit	R	RPD outside accepted recovery limits
S	Spike Recovery outside accepted recovery limits				

CLIENT: Arcadis
Work Order: C1101035
Project: Lockheed Martin NJ001014.0001

TestCode: 0.25CT-TCE-VC

Sample ID	BLCSD1UG-012811	SampType:	LCSD	TestCode:	0.25CT-TCE-	Units:	ppbV	Prep Date:		RunNo:	4207
Client ID:	ZZZZZ	Batch ID:	R4207	TestNo:	TO-15			Analysis Date:	1/29/2011	SeqNo:	50561

Analyte	Result	PQL	SPK value	SPK Ref Val	%REC	LowLimit	HighLimit	RPD Ref Val	%RPD	RPDLimit	Qual
1,3,5-Trimethylbenzene	1.030	0.15	1	0	103	70	130	0.93	10.2	30	
1,3-butadiene	0.7200	0.15	1	0	72.0	70	130	0.82	13.0	30	
1,3-Dichlorobenzene	1.120	0.15	1	0	112	70	130	1.01	10.3	30	
1,4-Dichlorobenzene	1.040	0.15	1	0	104	70	130	1.04	0	30	
1,4-Dioxane	0.7800	0.30	1	0	78.0	70	130	0.91	15.4	30	
2,2,4-trimethylpentane	0.8000	0.15	1	0	80.0	70	130	0.72	10.5	30	
4-ethyltoluene	1.020	0.15	1	0	102	70	130	0.91	11.4	30	
Acetone	0.7500	0.30	1	0	75.0	70	130	0.75	0	30	
Allyl chloride	0.8200	0.15	1	0	82.0	70	130	0.84	2.41	30	
Benzene	0.8000	0.15	1	0	80.0	70	130	0.73	9.15	30	
Benzyl chloride	0.7700	0.15	1	0	77.0	70	130	0.74	3.97	30	
Bromodichloromethane	0.8000	0.15	1	0	80.0	70	130	0.72	10.5	30	
Bromoform	1.070	0.15	1	0	107	70	130	0.91	16.2	30	
Bromomethane	0.8300	0.15	1	0	83.0	70	130	0.86	3.55	30	
Carbon disulfide	0.7400	0.15	1	0	74.0	70	130	0.77	3.97	30	
Carbon tetrachloride	0.7900	0.040	1	0	79.0	70	130	0.75	5.19	30	
Chlorobenzene	0.9500	0.15	1	0	95.0	70	130	0.88	7.65	30	
Chloroethane	0.7300	0.15	1	0	73.0	70	130	0.8	9.15	30	
Chloroform	0.7600	0.15	1	0	76.0	70	130	0.8	5.13	30	
Chloromethane	0.7200	0.15	1	0	72.0	70	130	0.7	2.82	30	
cis-1,2-Dichloroethene	0.7400	0.15	1	0	74.0	70	130	0.77	3.97	30	
cis-1,3-Dichloropropene	0.8600	0.15	1	0	86.0	70	130	0.72	17.7	30	
Cyclohexane	0.8400	0.15	1	0	84.0	70	130	0.74	12.7	30	
Dibromochloromethane	0.9100	0.15	1	0	91.0	70	130	0.86	5.65	30	
Ethyl acetate	0.7600	0.25	1	0	76.0	70	130	0.77	1.31	30	
Ethylbenzene	0.9500	0.15	1	0	95.0	70	130	0.81	15.9	30	
Freon 11	0.8300	0.15	1	0	83.0	70	130	0.88	5.85	30	
Freon 113	0.9100	0.15	1	0	91.0	70	130	0.84	8.00	30	
Freon 114	0.8000	0.15	1	0	80.0	70	130	0.83	3.68	30	
Freon 12	0.2600	0.15	1	0	26.0	70	130	0.83	105	30	SR
Heptane	0.8500	0.15	1	0	85.0	70	130	0.71	17.9	30	

Qualifiers:
. Results reported are not blank corrected
E Value above quantitation range
H Holding times for preparation or analysis exceeded
J Analyte detected at or below quantitation limits
ND Not Detected at the Reporting Limit
R RPD outside accepted recovery limits
S Spike Recovery outside accepted recovery limits

Centek Laboratories, LLC

CLIENT: Arcadis
Work Order: C1101035
Project: Lockheed Martin NJ001014.0001

TestCode: 0.25CT-TCE-VC

Sample ID	BLCSD1UG-012811	SampType:	LCSD	TestCode:	0.25CT-TCE-	Units:	ppbV	Prep Date:		RunNo:	4207
Client ID:	ZZZZZ	Batch ID:	R4207	TestNo:	TO-15			Analysis Date:	1/29/2011	SeqNo:	50561

Analyte	Result	PQL	SPK value	SPK Ref Val	%REC	LowLimit	HighLimit	RPD Ref Val	%RPD	RPDLimit	Qual
Hexachloro-1,3-butadiene	1.240	0.15	1	0	124	70	130	1.15	7.53	30	
Hexane	0.7400	0.15	1	0	74.0	70	130	0.71	4.14	30	
Isopropyl alcohol	0.8000	0.15	1	0	80.0	70	130	0.74	7.79	30	
m&p-Xylene	1.920	0.30	2	0	96.0	70	130	1.67	13.9	30	
Methyl Butyl Ketone	0.8600	0.30	1	0	86.0	70	130	0.84	2.35	30	
Methyl Ethyl Ketone	0.9600	0.30	1	0	96.0	70	130	0.84	13.3	30	
Methyl Isobutyl Ketone	0.8200	0.30	1	0	82.0	70	130	0.76	7.59	30	
Methyl tert-butyl ether	0.9800	0.15	1	0	98.0	70	130	0.9	8.51	30	
Methylene chloride	0.8300	0.15	1	0	83.0	70	130	0.79	4.94	30	
o-Xylene	0.9700	0.15	1	0	97.0	70	130	0.85	13.2	30	
Propylene	0.1400	0.15	1	0	14.0	70	130	0.74	0	30	JS
Styrene	0.9900	0.15	1	0	99.0	70	130	0.86	14.1	30	
Tetrachloroethylene	1.050	0.15	1	0	105	70	130	0.97	7.92	30	
Tetrahydrofuran	1.000	0.15	1	0	100	70	130	0.74	29.9	30	
Toluene	0.9800	0.15	1	0	98.0	70	130	0.91	7.41	30	
trans-1,2-Dichloroethene	0.7700	0.15	1	0	77.0	70	130	0.82	6.29	30	
trans-1,3-Dichloropropene	0.9900	0.15	1	0	99.0	70	130	0.71	32.9	30	R
Trichloroethene	0.8900	0.040	1	0	89.0	70	130	0.8	10.7	30	
Vinyl acetate	0.8900	0.15	1	0	89.0	70	130	0.74	18.4	30	
Vinyl Bromide	1.000	0.15	1	0	100	70	130	0.94	6.19	30	
Vinyl chloride	0.8400	0.040	1	0	84.0	70	130	0.77	8.70	30	

Qualifiers:

.	Results reported are not blank corrected	E	Value above quantitation range	H	Holding times for preparation or analysis exceeded
J	Analyte detected at or below quantitation limits	ND	Not Detected at the Reporting Limit	R	RPD outside accepted recovery limits
S	Spike Recovery outside accepted recovery limits				

Centek Laboratories, LLC

Centek Laboratories, LLC
IDL Study
RL=Reporting Limit

1ug/m3 Detection Limit
September 2009

Method TO-15
Units=ppb

Compound	Amount	IDL # 1	IDL # 2	IDL # 3	IDL # 4	IDL # 5	IDL # 6	IDL # 7	Avg	Stdev	%Rec	IDL	RL
Propylene	0.30	0.34	0.31	0.34	0.32	0.34	0.37	0.33	0.34	0.019	111.9	0.060	0.15
Freon 12	0.30	0.32	0.32	0.32	0.34	0.32	0.33	0.33	0.33	0.008	108.6	0.025	0.15
Chloromethane	0.30	0.36	0.34	0.35	0.37	0.36	0.36	0.37	0.36	0.011	119.5	0.034	0.15
Freon 114	0.30	0.33	0.36	0.35	0.35	0.35	0.36	0.36	0.35	0.011	117.1	0.034	0.15
Vinyl Chloride	0.30	0.3	0.3	0.31	0.31	0.32	0.32	0.33	0.31	0.011	104.3	0.035	0.15
1,3-butadiene	0.30	0.37	0.39	0.35	0.39	0.37	0.37	0.39	0.38	0.015	125.2	0.048	0.15
Bromomethane	0.30	0.35	0.35	0.37	0.36	0.36	0.37	0.38	0.36	0.011	121.0	0.035	0.15
Chloroethane	0.30	0.36	0.36	0.35	0.36	0.37	0.34	0.37	0.36	0.011	119.5	0.034	0.15
Vinyl Bromide	0.30	0.36	0.37	0.38	0.36	0.38	0.36	0.38	0.37	0.010	123.3	0.031	0.15
Freon 11	0.30	0.35	0.37	0.36	0.36	0.36	0.35	0.37	0.36	0.008	120.0	0.026	0.15
Acetone	0.30	0.38	0.38	0.36	0.38	0.39	0.38	0.41	0.38	0.015	127.6	0.047	0.30
Isopropyl alcohol	0.30	0.29	0.28	0.28	0.27	0.26	0.26	0.27	0.27	0.011	91.0	0.035	0.15
1,1-dichloroethene	0.30	0.31	0.34	0.34	0.37	0.35	0.34	0.37	0.35	0.021	115.2	0.065	0.15
Freon 113	0.30	0.35	0.36	0.37	0.38	0.36	0.35	0.36	0.36	0.011	120.5	0.034	0.15
Methylene chloride	0.30	0.35	0.37	0.36	0.36	0.33	0.35	0.38	0.36	0.016	119.0	0.050	0.15
Allyl chloride	0.30	0.39	0.34	0.4	0.37	0.37	0.35	0.4	0.37	0.024	124.8	0.075	0.15
Carbon disulfide	0.30	0.38	0.38	0.39	0.39	0.38	0.38	0.4	0.39	0.008	128.6	0.025	0.15
trans-1,2-dichloroethene	0.30	0.35	0.36	0.36	0.34	0.36	0.35	0.36	0.35	0.008	118.1	0.025	0.15
methyl tert-butyl ether	0.30	0.37	0.34	0.36	0.36	0.35	0.35	0.35	0.35	0.010	118.1	0.031	0.15
1,1-dichloroethane	0.30	0.36	0.34	0.35	0.31	0.35	0.38	0.36	0.35	0.022	116.7	0.068	0.15
Vinyl acetate	0.30	0.3	0.29	0.28	0.38	0.31	0.33	0.32	0.32	0.033	105.2	0.104	0.15
Methyl Ethyl Ketone	0.30	0.28	0.28	0.3	0.27	0.26	0.3	0.27	0.28	0.015	93.3	0.048	0.30
cis-1,2-dichloroethene	0.30	0.29	0.3	0.29	0.31	0.3	0.3	0.3	0.30	0.007	99.5	0.022	0.15
Hexane	0.30	0.29	0.28	0.29	0.33	0.29	0.29	0.28	0.29	0.017	97.6	0.054	0.15
Ethyl acetate	0.30	0.28	0.27	0.28	0.25	0.25	0.31	0.26	0.27	0.021	90.5	0.066	0.30
Chloroform	0.30	0.32	0.33	0.34	0.33	0.32	0.33	0.33	0.33	0.007	109.5	0.022	0.15
Tetrahydrofuran	0.30	0.34	0.31	0.32	0.29	0.25	0.28	0.32	0.30	0.030	100.5	0.095	0.30
1,2-dichloroethane	0.30	0.31	0.31	0.32	0.33	0.31	0.32	0.32	0.32	0.008	105.7	0.024	0.15
1,1,1-trichloroethane	0.30	0.34	0.33	0.36	0.33	0.34	0.32	0.35	0.34	0.013	112.9	0.042	0.15
Cyclohexane	0.30	0.28	0.3	0.29	0.32	0.3	0.23	0.3	0.29	0.029	96.2	0.090	0.15
Carbon tetrachloride	0.30	0.32	0.31	0.33	0.32	0.32	0.3	0.33	0.32	0.011	106.2	0.034	0.15
Benzene	0.30	0.29	0.28	0.3	0.29	0.28	0.29	0.3	0.29	0.008	96.7	0.026	0.15
1,4-dioxane	0.30	0.27	0.27	0.27	0.27	0.3	0.3	0.3	0.28	0.016	94.3	0.050	0.30
2,2,4-trimethylpentane	0.30	0.31	0.31	0.31	0.31	0.32	0.29	0.33	0.31	0.012	103.8	0.038	0.15

Centek Laboratories, LLC

Compound	Amount	IDL # 1	IDL # 2	IDL # 3	IDL # 4	IDL # 5	IDL # 6	IDL # 7	Avg	Stdev	%Rec	IDL	RL
Heptane	0.30	0.32	0.3	0.33	0.28	0.3	0.3	0.37	0.31	0.029	104.8	0.092	0.15
Trichloroethene	0.30	0.28	0.28	0.29	0.28	0.28	0.28	0.29	0.28	0.005	94.3	0.015	0.15
1,2-dichloropropane	0.30	0.31	0.3	0.33	0.31	0.31	0.29	0.31	0.31	0.012	102.9	0.038	0.15
Bromodichloromethane	0.30	0.36	0.36	0.38	0.37	0.36	0.35	0.37	0.36	0.010	121.4	0.031	0.15
cis-1,3-dichloropropene	0.30	0.27	0.29	0.28	0.26	0.26	0.27	0.28	0.27	0.011	91.0	0.035	0.15
trans-1,3-dichloropropen	0.30	0.32	0.29	0.31	0.32	0.32	0.29	0.31	0.31	0.013	102.9	0.042	0.15
1,1,2-trichloroethane	0.30	0.32	0.31	0.34	0.32	0.32	0.31	0.33	0.32	0.011	107.1	0.034	0.15
Toluene	0.30	0.29	0.31	0.29	0.28	0.28	0.29	0.28	0.29	0.011	96.2	0.034	0.15
Methyl Isobutyl Ketone	0.30	0.35	0.3	0.27	0.28	0.33	0.27	0.27	0.30	0.033	98.6	0.102	0.30
Dibromochloromethane	0.30	0.39	0.41	0.41	0.4	0.41	0.39	0.43	0.41	0.014	135.2	0.044	0.15
Methyl Butyl Ketone	0.30	0.3	0.26	0.28	0.26	0.27	0.3	0.27	0.28	0.017	92.4	0.054	0.30
1,2-dibromoethane	0.30	0.3	0.34	0.34	0.33	0.33	0.31	0.34	0.33	0.016	109.0	0.050	0.15
Tetrachloroethylene	0.30	0.33	0.36	0.35	0.33	0.34	0.32	0.34	0.34	0.013	112.9	0.042	0.15
Chlorobenzene	0.30	0.31	0.34	0.32	0.33	0.32	0.32	0.33	0.32	0.010	108.1	0.031	0.15
Ethylbenzene	0.30	0.28	0.31	0.3	0.29	0.3	0.29	0.29	0.29	0.010	98.1	0.031	0.15
m&p-xylene	0.60	0.48	0.54	0.52	0.51	0.5	0.51	0.52	0.51	0.019	85.2	0.059	0.15
Styrene	0.30	0.3	0.31	0.3	0.3	0.29	0.29	0.3	0.30	0.007	99.5	0.022	0.15
Bromoform	0.30	0.42	0.43	0.42	0.41	0.42	0.4	0.43	0.42	0.011	139.5	0.034	0.15
o-xylene	0.30	0.29	0.31	0.24	0.31	0.31	0.29	0.3	0.29	0.025	97.6	0.079	0.15
Bromofluorobenzene	1.00	0.86	0.89	0.85	0.87	0.82	0.87	0.85	0.86	0.022	85.9	0.069	0.15
1,1,2,2-tetrachloroethane	0.30	0.33	0.33	0.34	0.33	0.34	0.32	0.33	0.33	0.007	110.5	0.022	0.15
4-ethyltoluene	0.30	0.34	0.37	0.36	0.35	0.35	0.35	0.35	0.35	0.010	117.6	0.030	0.15
1,3,5-trimethylbenzene	0.30	0.25	0.26	0.26	0.26	0.26	0.25	0.24	0.25	0.008	84.8	0.025	0.15
1,2,4-trimethylbenzene	0.30	0.27	0.28	0.28	0.28	0.26	0.28	0.28	0.28	0.008	91.9	0.025	0.15
1,3-dichlorobenzene	0.30	0.27	0.28	0.29	0.26	0.27	0.26	0.27	0.27	0.011	90.5	0.034	0.15
benzyl chloride	0.30	0.31	0.32	0.33	0.32	0.31	0.33	0.34	0.32	0.011	107.6	0.035	0.15
1,4-dichlorobenzene	0.30	0.25	0.26	0.26	0.25	0.25	0.24	0.26	0.25	0.008	84.3	0.024	0.15
1,2-dichlorobenzene	0.30	0.25	0.26	0.27	0.26	0.25	0.26	0.28	0.26	0.011	87.1	0.034	0.15
1,2,4-trichlorobenzene	0.30	0.26	0.29	0.28	0.26	0.28	0.26	0.27	0.27	0.012	90.5	0.038	0.15
Naphthalene	0.30	0.22	0.23	0.23	0.23	0.21	0.22	0.22	0.22	0.008	74.3	0.024	0.15
Hexachloro-1,3-butadien	0.30	0.29	0.3	0.3	0.28	0.3	0.29	0.3	0.29	0.008	98.1	0.025	0.15

Page 111 of 637

Centek Laboratories, LLC

Compound	Amount	IDL # 1	IDL # 2	IDL # 3	IDL # 4	IDL # 5	IDL # 6	IDL # 7	Avg	Stdev	%Rec	IDL	DetLmt
Vinyl Chloride	0.10	0.12	0.11	0.12	0.11	0.11	0.12	0.12	0.12	0.005	115.7	0.017	0.04
1,1-dichloroethene	0.10	0.12	0.12	0.13	0.13	0.13	0.12	0.12	0.12	0.005	124.3	0.017	0.04
Methylene chloride	0.10	0.11	0.13	0.13	0.11	0.12	0.12	0.12	0.12	0.008	120.0	0.026	0.04
trans-1,2-dichloroethene	0.10	0.11	0.13	0.11	0.1	0.11	0.11	0.09	0.11	0.012	108.6	0.038	0.04
1,1-dichloroethane	0.10	0.11	0.13	0.11	0.12	0.11	0.12	0.12	0.12	0.008	117.1	0.024	0.04
cis-1,2-dichloroethene	0.10	0.09	0.11	0.11	0.09	0.09	0.09	0.1	0.10	0.010	97.1	0.030	0.04
1,2-dichloroethane	0.10	0.1	0.11	0.12	0.11	0.1	0.11	0.11	0.11	0.007	108.6	0.022	0.04
1,1,1-trichloroethane	0.10	0.11	0.11	0.11	0.12	0.11	0.09	0.1	0.11	0.010	107.1	0.030	0.04
Carbon tetrachloride	0.10	0.11	0.1	0.1	0.11	0.09	0.1	0.1	0.10	0.007	101.4	0.022	0.04
Benzene	0.10	0.09	0.11	0.09	0.09	0.1	0.09	0.09	0.09	0.008	94.3	0.025	0.04
Trichloroethene	0.10	0.09	0.09	0.09	0.1	0.1	0.09	0.1	0.09	0.005	94.3	0.017	0.04
1,1,2-trichloroethane	0.10	0.11	0.09	0.09	0.11	0.09	0.11	0.1	0.10	0.010	100.0	0.031	0.04
Tetrachloroethylene	0.10	0.12	0.12	0.13	0.12	0.11	0.11	0.11	0.12	0.008	117.1	0.024	0.04
Bromofluorobenzene	1.00	0.79	0.84	0.82	0.82	0.82	0.82	0.81	0.82	0.015	81.7	0.047	0.04

GC/MS-Whole Air Calculations

Relative Response Factor (RRF)

$$RRF = \frac{Ax * Cis}{Ais * Cx}$$

where: Ax = area of the characteristic ion for the compound being measured
Ais = area of the characteristic ion for the specific internal standard of the compound being measured
Cx = concentration of the compound being measured (ppbv)
Cis = concentration of the internal standard (ppbv)

Percent Relative Standard Deviation (%RSD)

$$\% RSD = \frac{\text{Standard deviation of RRF values} * 100}{\text{mean RRF}}$$

Percent Difference (%D)

$$\%D = \frac{(RRFc - \text{mean } RRFi) * 100}{\text{mean } RRFi}$$

where: RRFc = relative response factor from the continuing calibration
mean RRFi = mean relative response factor from the initial calibration

Sample Calculations

$$ppbv = \frac{Ax * Is * Df}{Ais * RRF}$$

where: Ax = area of the characteristic ion for the compound being measured
Ais = area of the characteristic ion for the specific internal standard of the compound being measured
Is = Concentration of the internal standard injected (ppbv)
RRF= relative response factor for the compound being measured
Df = Dilution factor

GC/MS VOLATILES-WHOLE AIR

METHOD TO-15

SAMPLE DATA

Centek Laboratories, LLC

Date: *22-Feb-11*

CLIENT:	Arcadis	**Client Sample ID:**	IA-VMP6
Lab Order:	C1101035	**Tag Number:**	229,452
Project:	Lockheed Martin NJ001014.0001	**Collection Date:**	1/24/2011
Lab ID:	C1101035-001A	**Matrix:**	AIR

Analyses	Result	**Limit	Qual	Units	DF	Date Analyzed
FIELD PARAMETERS		FLD				Analyst:
Lab Vacuum In	-3			"Hg		1/26/2011
Lab Vacuum Out	-30			"Hg		1/26/2011
1UG/M3 W/ 0.25UG/M3 CT-TCE-VC		TO-15				Analyst: LL
1,1,1-Trichloroethane	< 0.15	0.15		ppbV	1	1/26/2011 4:26:00 PM
1,1,2,2-Tetrachloroethane	< 0.15	0.15		ppbV	1	1/26/2011 4:26:00 PM
1,1,2-Trichloroethane	< 0.15	0.15		ppbV	1	1/26/2011 4:26:00 PM
1,1-Dichloroethane	< 0.15	0.15		ppbV	1	1/26/2011 4:26:00 PM
1,1-Dichloroethene	< 0.15	0.15		ppbV	1	1/26/2011 4:26:00 PM
1,2,4-Trichlorobenzene	< 0.15	0.15		ppbV	1	1/26/2011 4:26:00 PM
1,2,4-Trimethylbenzene	0.31	0.15		ppbV	1	1/26/2011 4:26:00 PM
1,2-Dibromoethane	< 0.15	0.15		ppbV	1	1/26/2011 4:26:00 PM
1,2-Dichlorobenzene	< 0.15	0.15		ppbV	1	1/26/2011 4:26:00 PM
1,2-Dichloroethane	< 0.15	0.15		ppbV	1	1/26/2011 4:26:00 PM
1,2-Dichloropropane	< 0.15	0.15		ppbV	1	1/26/2011 4:26:00 PM
1,3,5-Trimethylbenzene	< 0.15	0.15		ppbV	1	1/26/2011 4:26:00 PM
1,3-butadiene	< 0.15	0.15		ppbV	1	1/26/2011 4:26:00 PM
1,3-Dichlorobenzene	< 0.15	0.15		ppbV	1	1/26/2011 4:26:00 PM
1,4-Dichlorobenzene	1.2	0.15		ppbV	1	1/26/2011 4:26:00 PM
1,4-Dioxane	< 0.30	0.30		ppbV	1	1/26/2011 4:26:00 PM
2,2,4-trimethylpentane	< 0.15	0.15		ppbV	1	1/26/2011 4:26:00 PM
4-ethyltoluene	< 0.15	0.15		ppbV	1	1/26/2011 4:26:00 PM
Acetone	11	3.0		ppbV	10	1/27/2011 3:39:00 PM
Allyl chloride	< 0.15	0.15		ppbV	1	1/26/2011 4:26:00 PM
Benzene	0.37	0.15		ppbV	1	1/26/2011 4:26:00 PM
Benzyl chloride	< 0.15	0.15		ppbV	1	1/26/2011 4:26:00 PM
Bromodichloromethane	< 0.15	0.15		ppbV	1	1/26/2011 4:26:00 PM
Bromoform	< 0.15	0.15		ppbV	1	1/26/2011 4:26:00 PM
Bromomethane	< 0.15	0.15		ppbV	1	1/26/2011 4:26:00 PM
Carbon disulfide	0.14	0.15	J	ppbV	1	1/26/2011 4:26:00 PM
Carbon tetrachloride	0.060	0.040		ppbV	1	1/26/2011 4:26:00 PM
Chlorobenzene	< 0.15	0.15		ppbV	1	1/26/2011 4:26:00 PM
Chloroethane	< 0.15	0.15		ppbV	1	1/26/2011 4:26:00 PM
Chloroform	< 0.15	0.15		ppbV	1	1/26/2011 4:26:00 PM
Chloromethane	0.34	0.15		ppbV	1	1/26/2011 4:26:00 PM
cis-1,2-Dichloroethene	< 0.15	0.15		ppbV	1	1/26/2011 4:26:00 PM
cis-1,3-Dichloropropene	< 0.15	0.15		ppbV	1	1/26/2011 4:26:00 PM
Cyclohexane	0.43	0.15		ppbV	1	1/26/2011 4:26:00 PM
Dibromochloromethane	< 0.15	0.15		ppbV	1	1/26/2011 4:26:00 PM
Ethyl acetate	< 0.25	0.25		ppbV	1	1/26/2011 4:26:00 PM

Qualifiers:

**	Reporting Limit	.	Results reported are not blank corrected
B	Analyte detected in the associated Method Blank	E	Value above quantitation range
H	Holding times for preparation or analysis exceeded	J	Analyte detected at or below quantitation limits
JN	Non-routine analyte. Quantitation estimated.	ND	Not Detected at the Reporting Limit
S	Spike Recovery outside accepted recovery limits		

Centek Laboratories, LLC

Date: *22-Feb-11*

CLIENT:	Arcadis	**Client Sample ID:**	IA-VMP6
Lab Order:	C1101035	**Tag Number:**	229,452
Project:	Lockheed Martin NJ001014.0001	**Collection Date:**	1/24/2011
Lab ID:	C1101035-001A	**Matrix:**	AIR

Analyses	Result	**Limit	Qual	Units	DF	Date Analyzed
1UG/M3 W/ 0.25UG/M3 CT-TCE-VC		**TO-15**				Analyst: LL
Ethylbenzene	0.13	0.15	J	ppbV	1	1/26/2011 4:26:00 PM
Freon 11	0.25	0.15		ppbV	1	1/26/2011 4:26:00 PM
Freon 113	< 0.15	0.15		ppbV	1	1/26/2011 4:26:00 PM
Freon 114	< 0.15	0.15		ppbV	1	1/26/2011 4:26:00 PM
Freon 12	0.47	0.15		ppbV	1	1/26/2011 4:26:00 PM
Heptane	0.82	0.15		ppbV	1	1/26/2011 4:26:00 PM
Hexachloro-1,3-butadiene	< 0.15	0.15		ppbV	1	1/26/2011 4:26:00 PM
Hexane	0.74	0.15		ppbV	1	1/26/2011 4:26:00 PM
Isopropyl alcohol	430	96		ppbV	640	1/27/2011 11:41:00 PM
m&p-Xylene	0.29	0.30	J	ppbV	1	1/26/2011 4:26:00 PM
Methyl Butyl Ketone	< 0.30	0.30		ppbV	1	1/26/2011 4:26:00 PM
Methyl Ethyl Ketone	1.0	0.30		ppbV	1	1/26/2011 4:26:00 PM
Methyl Isobutyl Ketone	< 0.30	0.30		ppbV	1	1/26/2011 4:26:00 PM
Methyl tert-butyl ether	< 0.15	0.15		ppbV	1	1/26/2011 4:26:00 PM
Methylene chloride	200	96		ppbV	640	1/27/2011 11:41:00 PM
o-Xylene	0.13	0.15	J	ppbV	1	1/26/2011 4:26:00 PM
Propylene	< 0.15	0.15		ppbV	1	1/26/2011 4:26:00 PM
Styrene	< 0.15	0.15		ppbV	1	1/26/2011 4:26:00 PM
Tetrachloroethylene	< 0.15	0.15		ppbV	1	1/26/2011 4:26:00 PM
Tetrahydrofuran	2.7	1.5		ppbV	10	1/27/2011 3:39:00 PM
Toluene	1.7	1.5		ppbV	10	1/27/2011 3:39:00 PM
trans-1,2-Dichloroethene	< 0.15	0.15		ppbV	1	1/26/2011 4:26:00 PM
trans-1,3-Dichloropropene	< 0.15	0.15		ppbV	1	1/26/2011 4:26:00 PM
Trichloroethene	0.23	0.040		ppbV	1	1/26/2011 4:26:00 PM
Vinyl acetate	< 0.15	0.15		ppbV	1	1/26/2011 4:26:00 PM
Vinyl Bromide	< 0.15	0.15		ppbV	1	1/26/2011 4:26:00 PM
Vinyl chloride	< 0.040	0.040		ppbV	1	1/26/2011 4:26:00 PM
Surr: Bromofluorobenzene	72.0	70-130		%REC	1	1/26/2011 4:26:00 PM

Qualifiers:

**	Reporting Limit	.	Results reported are not blank corrected
B	Analyte detected in the associated Method Blank	E	Value above quantitation range
H	Holding times for preparation or analysis exceeded	J	Analyte detected at or below quantitation limits
JN	Non-routine analyte. Quantitation estimated.	ND	Not Detected at the Reporting Limit
S	Spike Recovery outside accepted recovery limits		

Centek Laboratories, LLC

Date: *22-Feb-11*

CLIENT:	Arcadis	**Client Sample ID:**	IA-VMP6
Lab Order:	C1101035	**Tag Number:**	229,452
Project:	Lockheed Martin NJ001014.0001	**Collection Date:**	1/24/2011
Lab ID:	C1101035-001A	**Matrix:**	AIR

Analyses	Result	**Limit	Qual	Units	DF	Date Analyzed
1UG/M3 W/ 0.25UG/M3 CT-TCE-VC		TO-15				Analyst: LL
1,1,1-Trichloroethane	< 0.83	0.83		ug/m3	1	1/26/2011 4:26:00 PM
1,1,2,2-Tetrachloroethane	< 1.0	1.0		ug/m3	1	1/26/2011 4:26:00 PM
1,1,2-Trichloroethane	< 0.83	0.83		ug/m3	1	1/26/2011 4:26:00 PM
1,1-Dichloroethane	< 0.62	0.62		ug/m3	1	1/26/2011 4:26:00 PM
1,1-Dichloroethene	< 0.60	0.60		ug/m3	1	1/26/2011 4:26:00 PM
1,2,4-Trichlorobenzene	< 1.1	1.1		ug/m3	1	1/26/2011 4:26:00 PM
1,2,4-Trimethylbenzene	1.5	0.75		ug/m3	1	1/26/2011 4:26:00 PM
1,2-Dibromoethane	< 1.2	1.2		ug/m3	1	1/26/2011 4:26:00 PM
1,2-Dichlorobenzene	< 0.92	0.92		ug/m3	1	1/26/2011 4:26:00 PM
1,2-Dichloroethane	< 0.62	0.62		ug/m3	1	1/26/2011 4:26:00 PM
1,2-Dichloropropane	< 0.70	0.70		ug/m3	1	1/26/2011 4:26:00 PM
1,3,5-Trimethylbenzene	< 0.75	0.75		ug/m3	1	1/26/2011 4:26:00 PM
1,3-butadiene	< 0.34	0.34		ug/m3	1	1/26/2011 4:26:00 PM
1,3-Dichlorobenzene	< 0.92	0.92		ug/m3	1	1/26/2011 4:26:00 PM
1,4-Dichlorobenzene	7.6	0.92		ug/m3	1	1/26/2011 4:26:00 PM
1,4-Dioxane	< 1.1	1.1		ug/m3	1	1/26/2011 4:26:00 PM
2,2,4-trimethylpentane	< 0.71	0.71		ug/m3	1	1/26/2011 4:26:00 PM
4-ethyltoluene	< 0.75	0.75		ug/m3	1	1/26/2011 4:26:00 PM
Acetone	28	7.2		ug/m3	10	1/27/2011 3:39:00 PM
Allyl chloride	< 0.48	0.48		ug/m3	1	1/26/2011 4:26:00 PM
Benzene	1.2	0.49		ug/m3	1	1/26/2011 4:26:00 PM
Benzyl chloride	< 0.88	0.88		ug/m3	1	1/26/2011 4:26:00 PM
Bromodichloromethane	< 1.0	1.0		ug/m3	1	1/26/2011 4:26:00 PM
Bromoform	< 1.6	1.6		ug/m3	1	1/26/2011 4:26:00 PM
Bromomethane	< 0.59	0.59		ug/m3	1	1/26/2011 4:26:00 PM
Carbon disulfide	0.44	0.47	J	ug/m3	1	1/26/2011 4:26:00 PM
Carbon tetrachloride	0.38	0.26		ug/m3	1	1/26/2011 4:26:00 PM
Chlorobenzene	< 0.70	0.70		ug/m3	1	1/26/2011 4:26:00 PM
Chloroethane	< 0.40	0.40		ug/m3	1	1/26/2011 4:26:00 PM
Chloroform	< 0.74	0.74		ug/m3	1	1/26/2011 4:26:00 PM
Chloromethane	0.71	0.31		ug/m3	1	1/26/2011 4:26:00 PM
cis-1,2-Dichloroethene	< 0.60	0.60		ug/m3	1	1/26/2011 4:26:00 PM
cis-1,3-Dichloropropene	< 0.69	0.69		ug/m3	1	1/26/2011 4:26:00 PM
Cyclohexane	1.5	0.52		ug/m3	1	1/26/2011 4:26:00 PM
Dibromochloromethane	< 1.3	1.3		ug/m3	1	1/26/2011 4:26:00 PM
Ethyl acetate	< 0.92	0.92		ug/m3	1	1/26/2011 4:26:00 PM
Ethylbenzene	0.57	0.66	J	ug/m3	1	1/26/2011 4:26:00 PM
Freon 11	1.4	0.86		ug/m3	1	1/26/2011 4:26:00 PM
Freon 113	< 1.2	1.2		ug/m3	1	1/26/2011 4:26:00 PM
Freon 114	< 1.1	1.1		ug/m3	1	1/26/2011 4:26:00 PM

Qualifiers:

**	Reporting Limit	.	Results reported are not blank corrected
B	Analyte detected in the associated Method Blank	E	Value above quantitation range
H	Holding times for preparation or analysis exceeded	J	Analyte detected at or below quantitation limits
JN	Non-routine analyte. Quantitation estimated.	ND	Not Detected at the Reporting Limit
S	Spike Recovery outside accepted recovery limits		

Centek Laboratories, LLC

Date: *22-Feb-11*

CLIENT:	Arcadis	**Client Sample ID:**	IA-VMP6
Lab Order:	C1101035	**Tag Number:**	229,452
Project:	Lockheed Martin NJ001014.0001	**Collection Date:**	1/24/2011
Lab ID:	C1101035-001A	**Matrix:**	AIR

Analyses	Result	**Limit	Qual	Units	DF	Date Analyzed
1UG/M3 W/ 0.25UG/M3 CT-TCE-VC		TO-15				Analyst: LL
Freon 12	2.4	0.75		ug/m3	1	1/26/2011 4:26:00 PM
Heptane	3.4	0.62		ug/m3	1	1/26/2011 4:26:00 PM
Hexachloro-1,3-butadiene	< 1.6	1.6		ug/m3	1	1/26/2011 4:26:00 PM
Hexane	2.7	0.54		ug/m3	1	1/26/2011 4:26:00 PM
Isopropyl alcohol	1100	240		ug/m3	640	1/27/2011 11:41:00 PM
m&p-Xylene	1.3	1.3	J	ug/m3	1	1/26/2011 4:26:00 PM
Methyl Butyl Ketone	< 1.2	1.2		ug/m3	1	1/26/2011 4:26:00 PM
Methyl Ethyl Ketone	3.0	0.90		ug/m3	1	1/26/2011 4:26:00 PM
Methyl Isobutyl Ketone	< 1.2	1.2		ug/m3	1	1/26/2011 4:26:00 PM
Methyl tert-butyl ether	< 0.55	0.55		ug/m3	1	1/26/2011 4:26:00 PM
Methylene chloride	700	340		ug/m3	640	1/27/2011 11:41:00 PM
o-Xylene	0.57	0.66	J	ug/m3	1	1/26/2011 4:26:00 PM
Propylene	< 0.26	0.26		ug/m3	1	1/26/2011 4:26:00 PM
Styrene	< 0.65	0.65		ug/m3	1	1/26/2011 4:26:00 PM
Tetrachloroethylene	< 1.0	1.0		ug/m3	1	1/26/2011 4:26:00 PM
Tetrahydrofuran	8.1	4.5		ug/m3	10	1/27/2011 3:39:00 PM
Toluene	6.5	5.7		ug/m3	10	1/27/2011 3:39:00 PM
trans-1,2-Dichloroethene	< 0.60	0.60		ug/m3	1	1/26/2011 4:26:00 PM
trans-1,3-Dichloropropene	< 0.69	0.69		ug/m3	1	1/26/2011 4:26:00 PM
Trichloroethene	1.3	0.22		ug/m3	1	1/26/2011 4:26:00 PM
Vinyl acetate	< 0.54	0.54		ug/m3	1	1/26/2011 4:26:00 PM
Vinyl Bromide	< 0.67	0.67		ug/m3	1	1/26/2011 4:26:00 PM
Vinyl chloride	< 0.10	0.10		ug/m3	1	1/26/2011 4:26:00 PM

Qualifiers:

**	Reporting Limit	.	Results reported are not blank corrected
B	Analyte detected in the associated Method Blank	E	Value above quantitation range
H	Holding times for preparation or analysis exceeded	J	Analyte detected at or below quantitation limits
JN	Non-routine analyte. Quantitation estimated.	ND	Not Detected at the Reporting Limit
S	Spike Recovery outside accepted recovery limits		

Quantitation Report (QT Reviewed)

Data File : C:\MSDCHEM\1\DATA\BG012609.D Vial: 12
Acq On : 26 Jan 2011 4:26 pm Operator: LL
Sample : C1101035-001A Inst : MSD #2
Misc : 1ugm3 & 0.25TCE,CT,VNCL Sample Multiplr: 1.00
MS Integration Params: RTEINT.P
Quant Time: Jan 28 14:33:21 2011 Quant Results File: B118_1UG.RES

Quant Method : C:\MSDCHEM\1\METHODS\B118_1UG.M (RTE Integrator)
Title : TO-15 VOA Standards for 5 point calibration
Last Update : Wed Jan 26 14:01:48 2011
Response via : Initial Calibration
DataAcq Meth : B118_1UG

Internal Standards	R.T.	QIon	Response	Conc	Units		Dev(Min)
1) Bromochloromethane	7.88	128	15736	1.00	ppb		0.00
30) 1,4-difluorobenzene	10.19	114	50147	1.00	ppb		0.00
44) Chlorobenzene-d5	14.97	117	49854	1.00	ppb		0.00
System Monitoring Compounds							
57) Bromofluorobenzene	16.52	95	19251	0.72	ppb		0.00
Spiked Amount 1.000	Range 70 - 130		Recovery = 72.00%				
Target Compounds							Qvalue
3) Freon 12	3.12	85	45368	0.47	ppb		96
4) Chloromethane	3.27	50	11831	0.34	ppb		74
11) Freon 11	4.32	101	23018	0.25	ppb		95
12) Acetone	4.60	58	118626m	11.24	ppb		
13) Isopropyl alcohol	4.64	45	11088847m	578.37	ppb		
16) Methylene chloride	5.35	84	5155292	213.29	ppb		85
18) Carbon disulfide	5.46	76	10938	0.14	ppb		98
23) Methyl Ethyl Ketone	7.37	43	16625	1.01	ppb		100
25) Hexane	7.07	41	21148	0.74	ppb	#	89
28) Tetrahydrofuran	8.56	42	22059m	3.58	ppb		
32) Cyclohexane	9.48	56	11023m	0.43	ppb		
33) Carbon tetrachloride	9.44	117	6268	0.06	ppb		97
34) Benzene	9.41	78	26318	0.37	ppb		95
37) Heptane	10.76	43	21813	0.82	ppb		91
38) Trichloroethene	10.87	130	10125	0.23	ppb	#	73
45) Toluene	13.07	92	80625	2.20	ppb	#	77
52) Ethylbenzene	15.27	91	7252	0.13	ppb		93
53) m&p-xylene	15.45	91	15581	0.29	ppb		85
56) o-xylene	15.89	91	7404	0.13	ppb		92
61) 1,2,4-trimethylbenzene	17.54	105	10480	0.31	ppb	#	64
64) 1,4-dichlorobenzene	17.90	146	50714	1.25	ppb		89

(#) = qualifier out of range (m) = manual integration (+) = signals summed

Quantitation Report (QT Reviewed)

Data File : C:\MSDCHEM\1\DATA\BG012609.D Vial: 12
Acq On : 26 Jan 2011 4:26 pm Operator: LL
Sample : C1101035-001A Inst : MSD #2
Misc : 1ugm3 & 0.25TCE,CT,VNCL Sample Multiplr: 1.00
MS Integration Params: RTEINT.P
Quant Time: Jan 28 14:38 2011 Quant Results File: B118_1UG.RES

Method : C:\MSDCHEM\1\METHODS\B118_1UG.M (RTE Integrator)
Title : TO-15 VOA Standards for 5 point calibration
Last Update : Tue Feb 01 16:05:43 2011
Response via : Initial Calibration

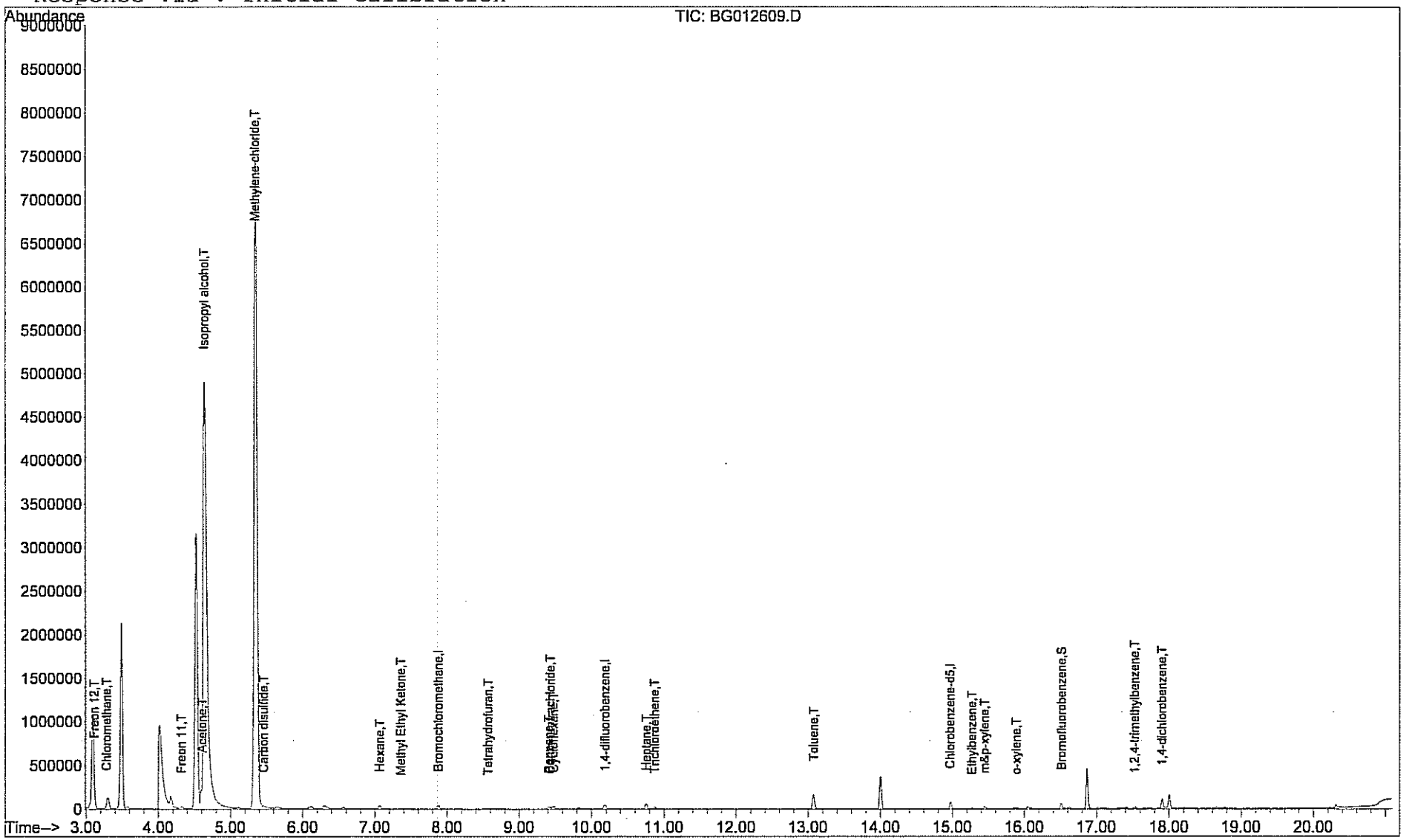

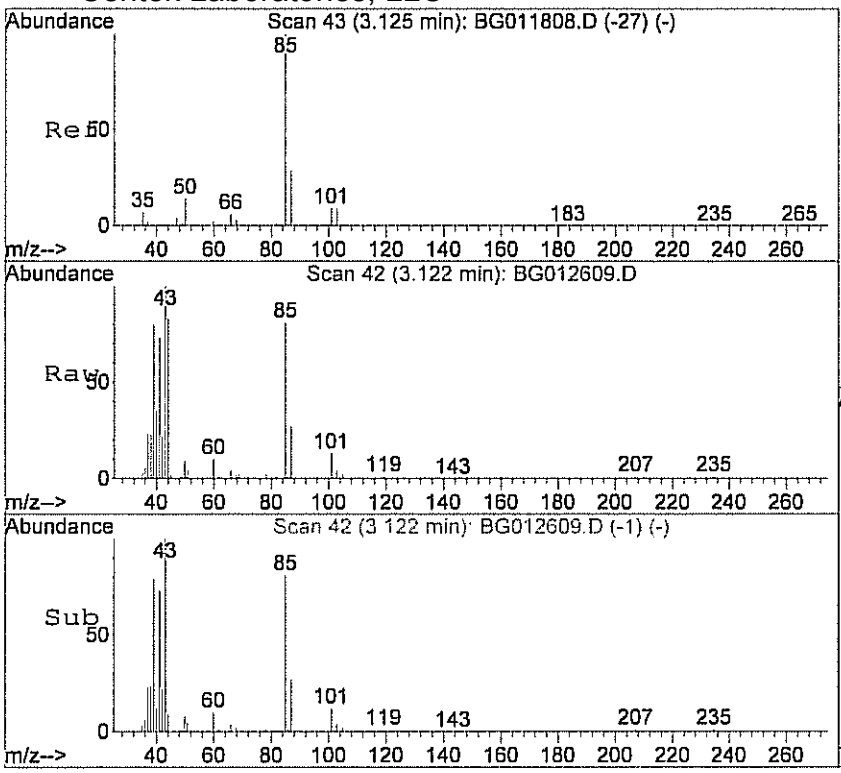

#3
Freon 12
Concen: 0.47 ppb
RT: 3.12 min Scan# 42
Delta R.T. -0.00 min
Lab File: BG012609.D
Acq: 26 Jan 2011 4:26 pm

Tgt Ion: 85 Resp: 45368

Ion	Ratio	Lower	Upper
85	100		
87	31.6	14.1	54.1

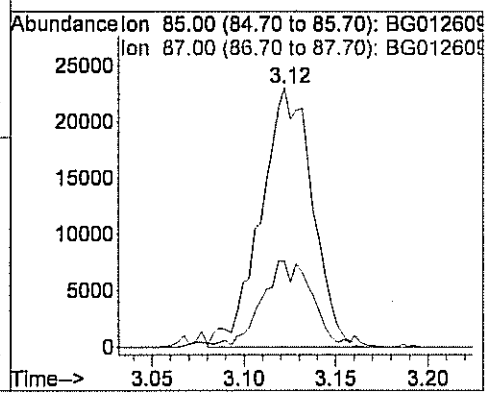

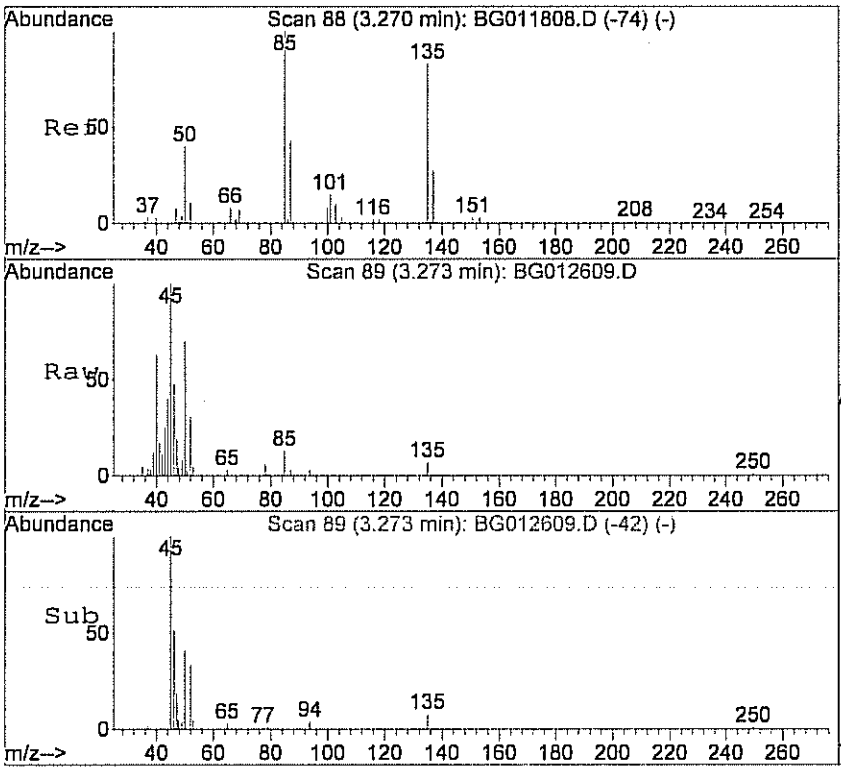

#4
Chloromethane
Concen: 0.34 ppb
RT: 3.27 min Scan# 89
Delta R.T. -0.00 min
Lab File: BG012609.D
Acq: 26 Jan 2011 4:26 pm

Tgt Ion: 50 Resp: 11831

Ion	Ratio	Lower	Upper
50	100		
52	27.8	0.0	36.8

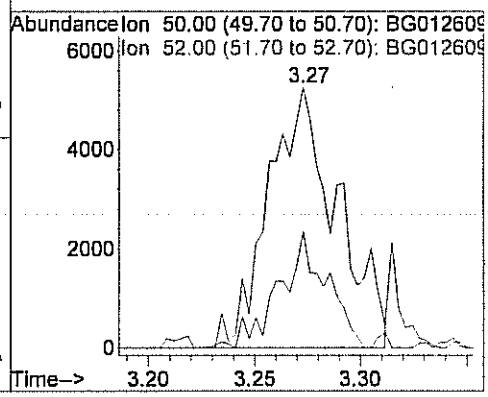

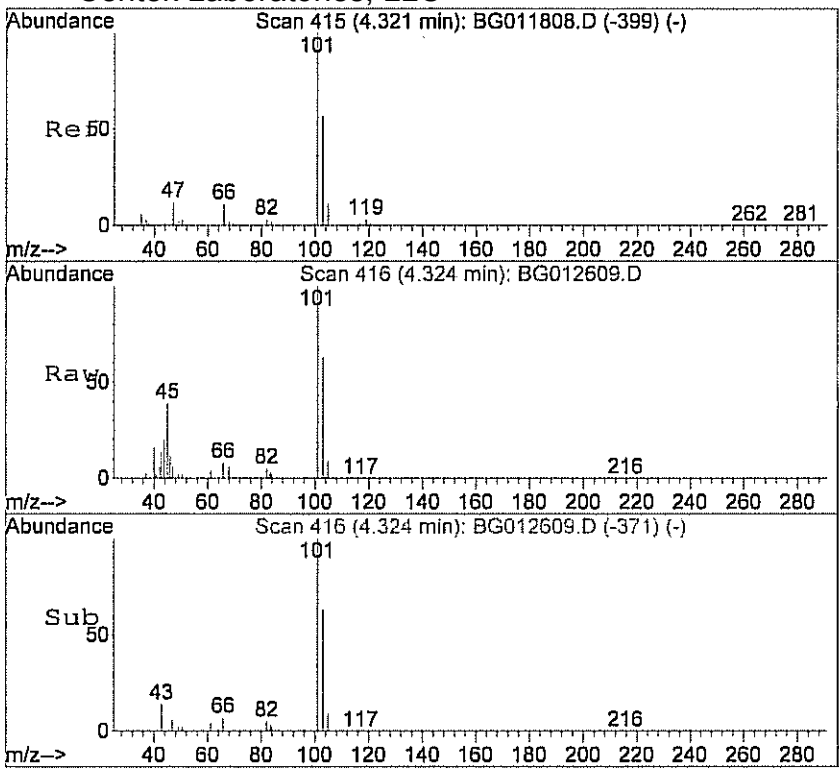

#11
Freon 11
Concen: 0.25 ppb
RT: 4.32 min Scan# 416
Delta R.T. -0.01 min
Lab File: BG012609.D
Acq: 26 Jan 2011 4:26 pm

Tgt Ion:101 Resp: 23018

Ion	Ratio	Lower	Upper
101	100		
103	66.4	49.2	89.2
105	2.4	0.0	27.9

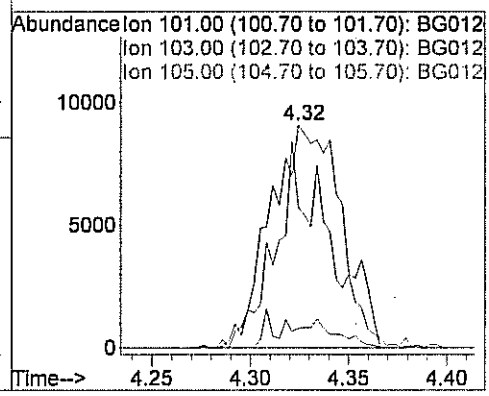

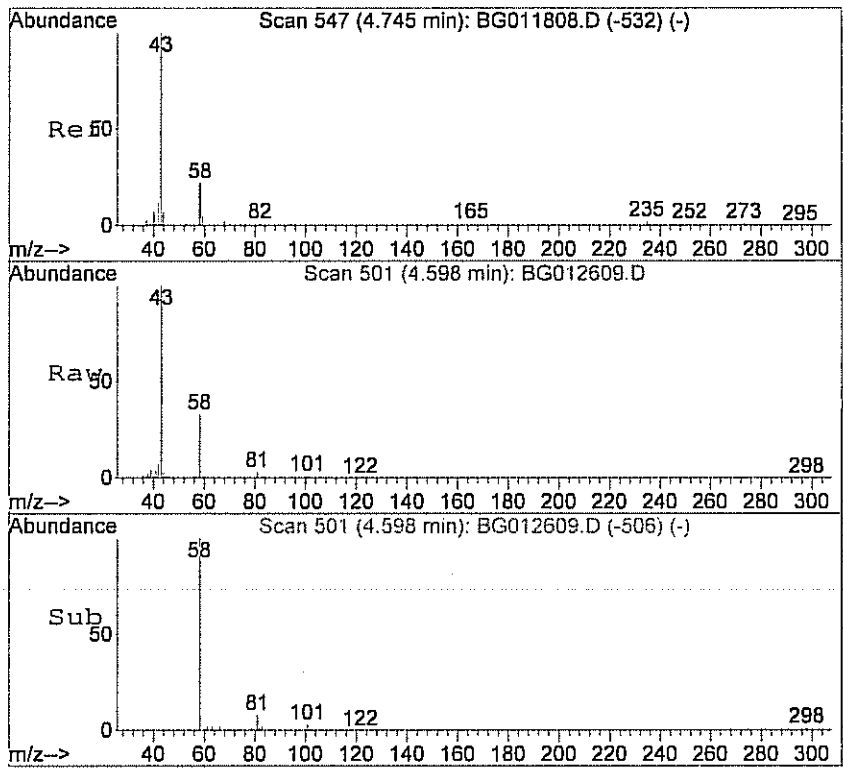

#12
Acetone
Concen: 11.24 ppb m
RT: 4.60 min Scan# 501
Delta R.T. -0.17 min
Lab File: BG012609.D
Acq: 26 Jan 2011 4:26 pm

Tgt Ion: 58 Resp: 118626

Ion	Ratio	Lower	Upper
58	100		
43	0.0	148.4	208.4#

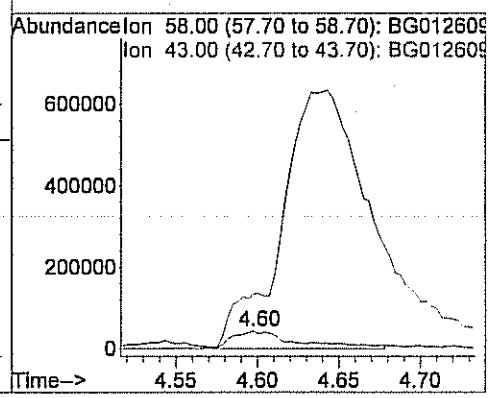

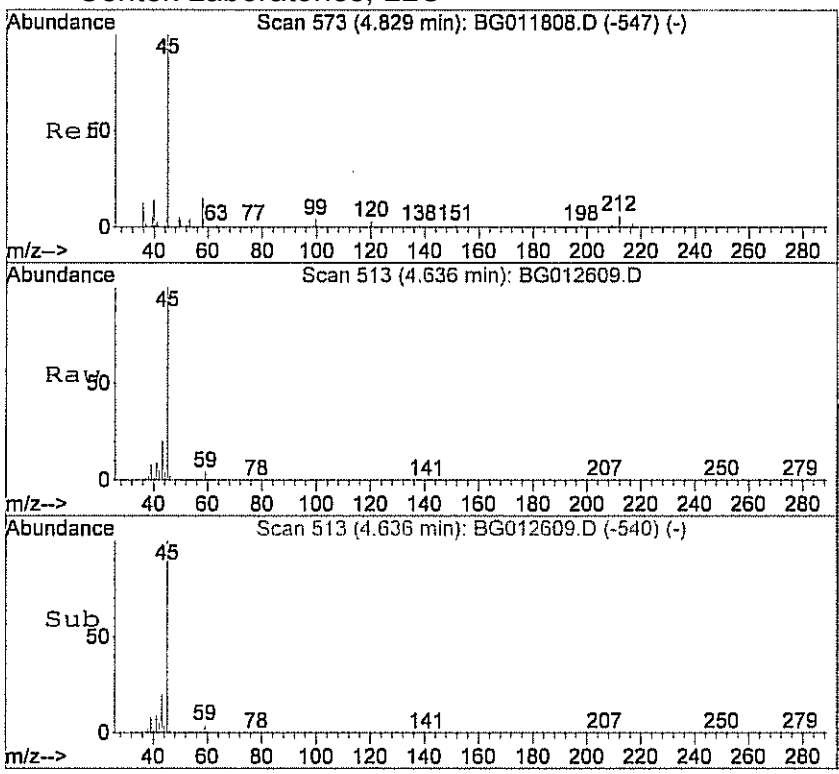

#13
Isopropyl alcohol
Concen: 578.37 ppb m
RT: 4.64 min Scan# 513
Delta R.T. -0.24 min
Lab File: BG012609.D
Acq: 26 Jan 2011 4:26 pm

Tgt Ion: 45 Resp:11088847

Ion	Ratio	Lower	Upper
45	100		
43	0.0	6.2	46.2#

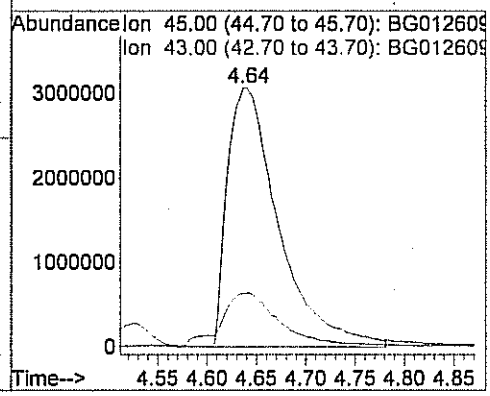

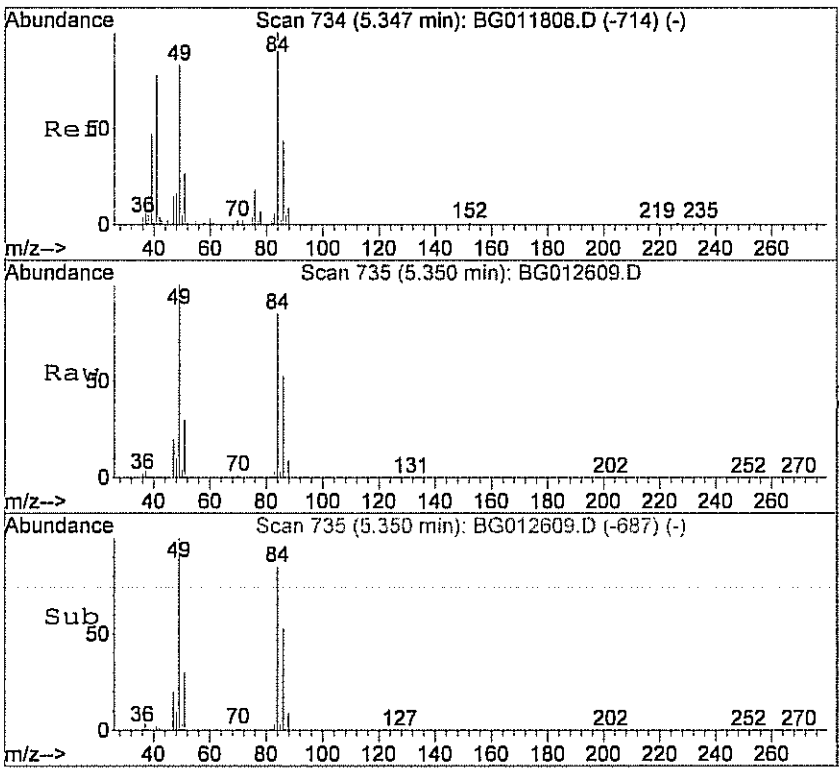

#16
Methylene chloride
Concen: 213.29 ppb
RT: 5.35 min Scan# 735
Delta R.T. 0.00 min
Lab File: BG012609.D
Acq: 26 Jan 2011 4:26 pm

Tgt Ion: 84 Resp: 5155292

Ion	Ratio	Lower	Upper
84	100		
49	120.0	82.7	122.7
86	64.7	35.7	75.7

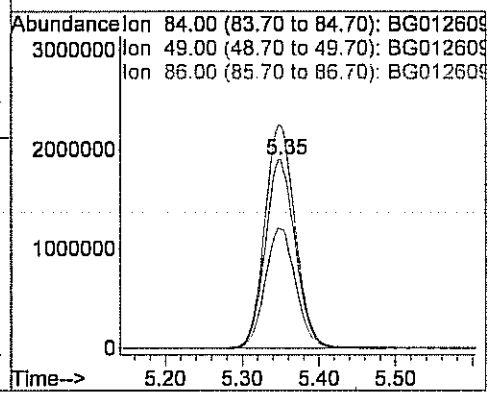

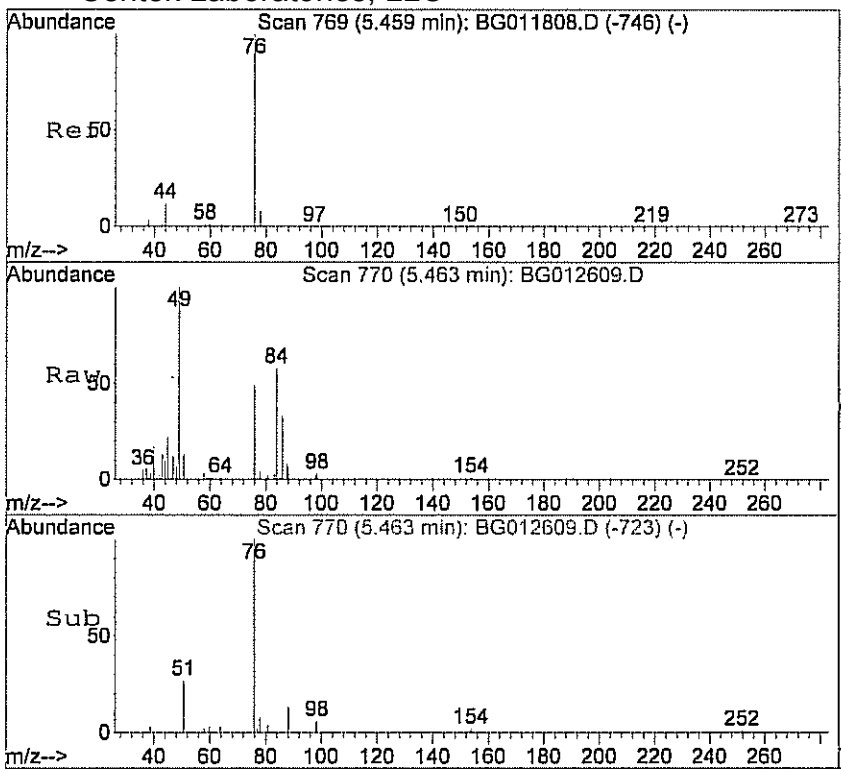

#18
Carbon disulfide
Concen: 0.14 ppb
RT: 5.46 min Scan# 770
Delta R.T. -0.00 min
Lab File: BG012609.D
Acq: 26 Jan 2011 4:26 pm

Tgt Ion: 76 Resp: 10938

Ion	Ratio	Lower	Upper
76	100		
78	7.0	0.0	27.8

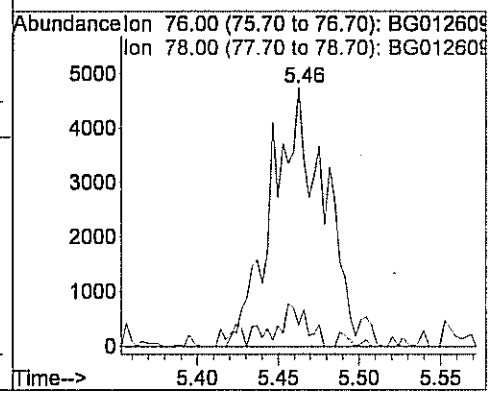

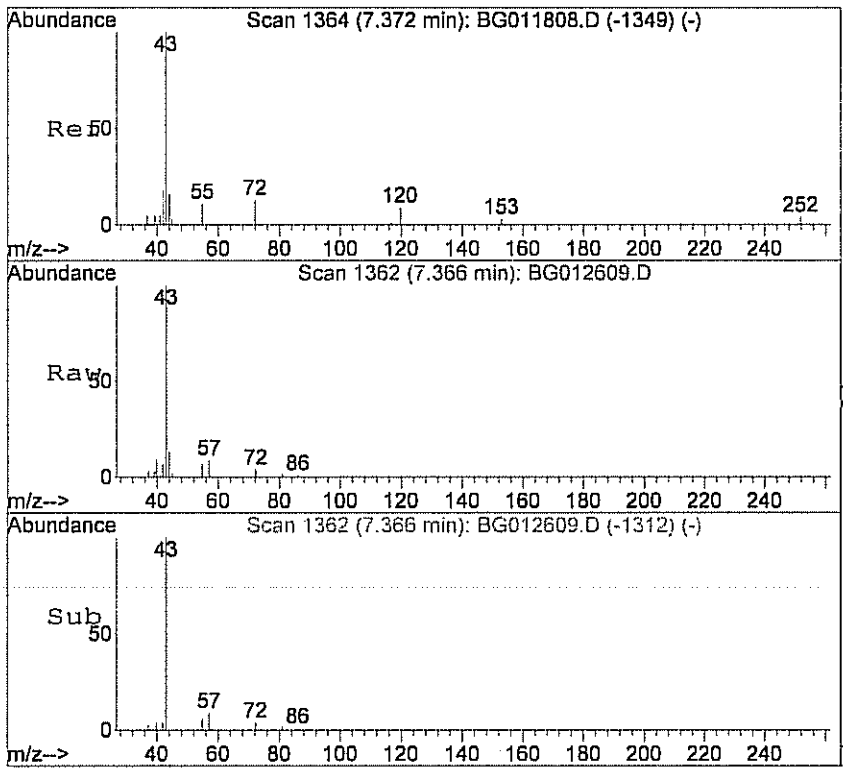

#23
Methyl Ethyl Ketone
Concen: 1.01 ppb
RT: 7.37 min Scan# 1362
Delta R.T. 0.01 min
Lab File: BG012609.D
Acq: 26 Jan 2011 4:26 pm

Tgt Ion: 43 Resp: 16625

Ion	Ratio	Lower	Upper
43	100		
57	1.7	0.0	20.0
72	6.3	0.0	20.0

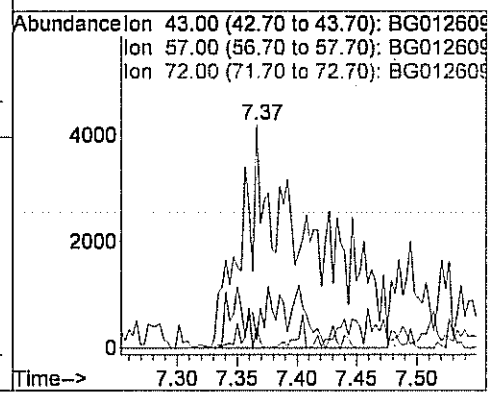

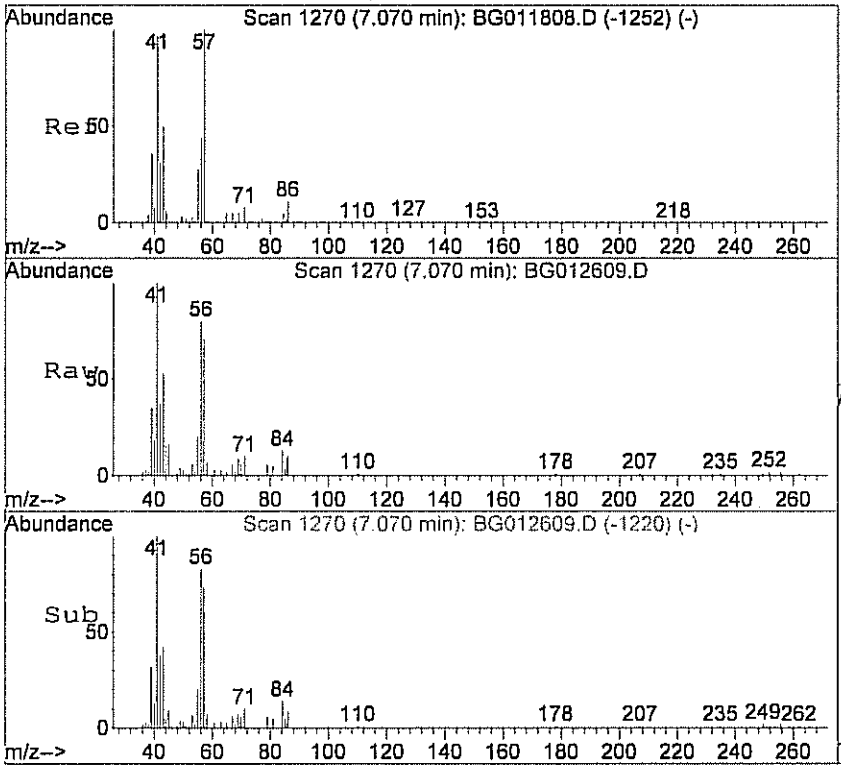

#25
Hexane
Concen: 0.74 ppb
RT: 7.07 min Scan# 1270
Delta R.T. 0.01 min
Lab File: BG012609.D
Acq: 26 Jan 2011 4:26 pm

Tgt Ion: 41 Resp: 21148

Ion	Ratio	Lower	Upper
41	100		
57	87.7	67.3	107.3
43	64.1	22.9	62.9#

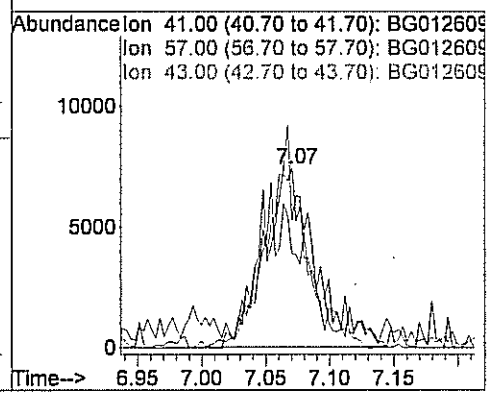

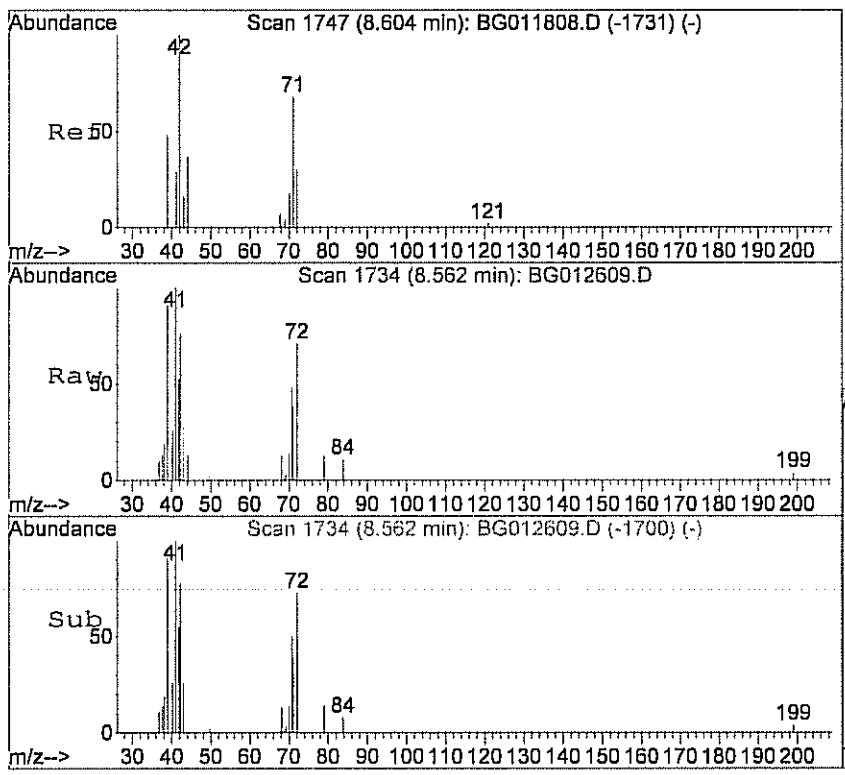

#28
Tetrahydrofuran
Concen: 3.58 ppb m
RT: 8.56 min Scan# 1734
Delta R.T. -0.04 min
Lab File: BG012609.D
Acq: 26 Jan 2011 4:26 pm

Tgt Ion: 42 Resp: 22059

Ion	Ratio	Lower	Upper
42	100		
71	16.0	9.8	49.8
72	0.0	0.0	30.6

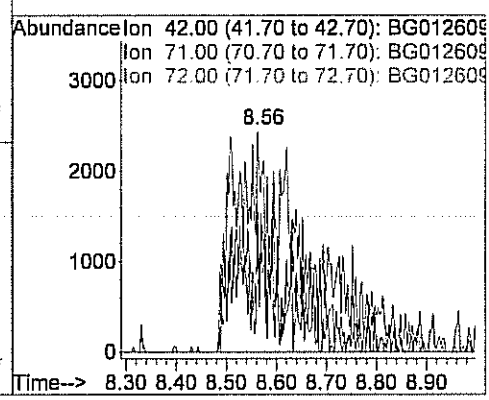

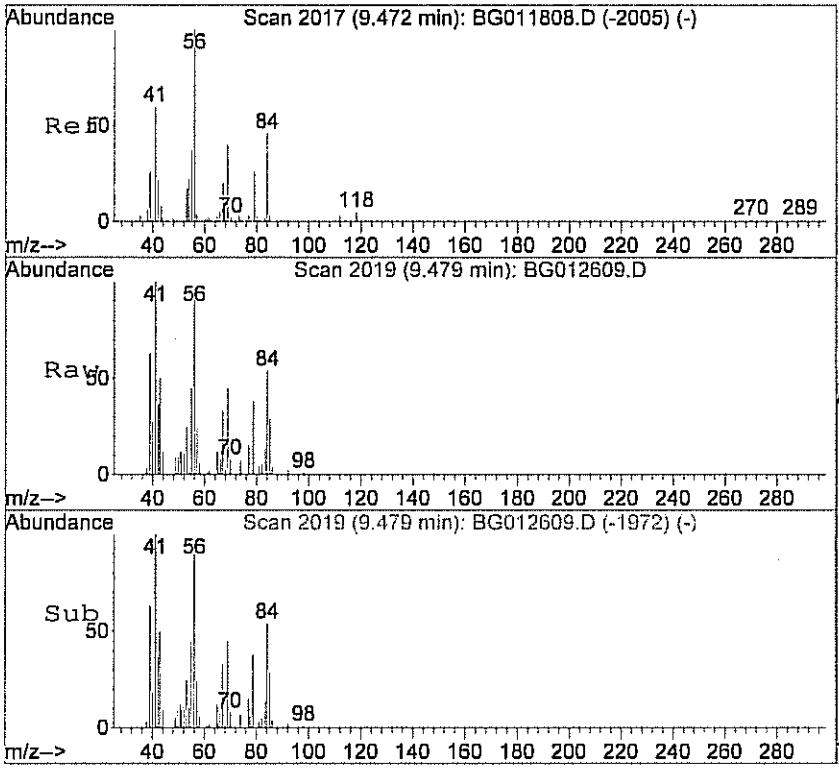

#32
Cyclohexane
Concen: 0.43 ppb m
RT: 9.48 min Scan# 2019
Delta R.T. -0.00 min
Lab File: BG012609.D
Acq: 26 Jan 2011 4:26 pm

Tgt Ion: 56 Resp: 11023

Ion	Ratio	Lower	Upper
56	100		
41	105.7	40.6	80.6#
84	74.8	31.3	71.3#

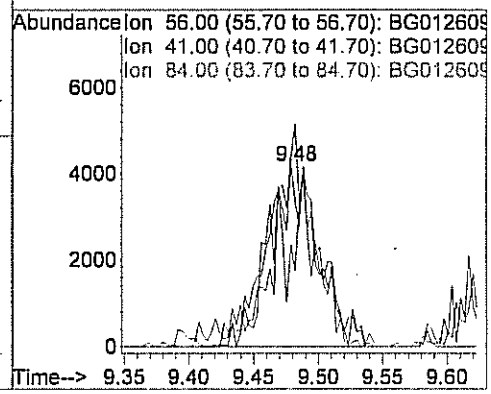

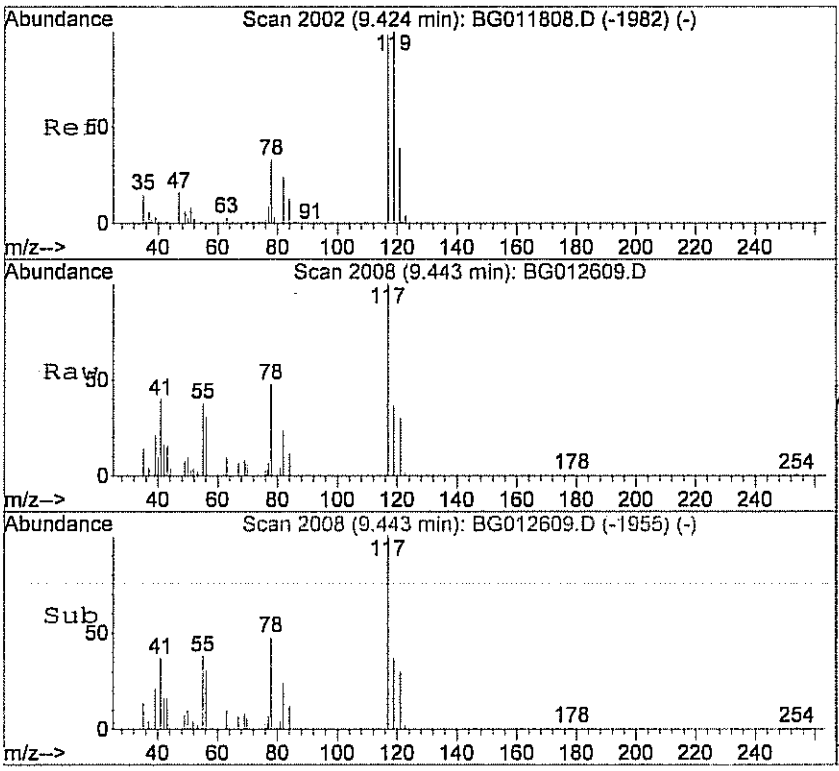

#33
Carbon tetrachloride
Concen: 0.06 ppb
RT: 9.44 min Scan# 2008
Delta R.T. 0.02 min
Lab File: BG012609.D
Acq: 26 Jan 2011 4:26 pm

Tgt Ion:117 Resp: 6268

Ion	Ratio	Lower	Upper
117	100		
119	87.2	64.1	104.1

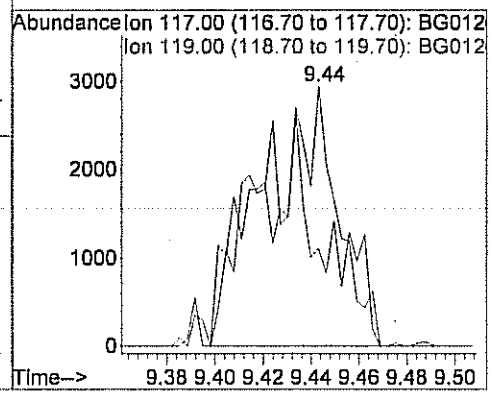

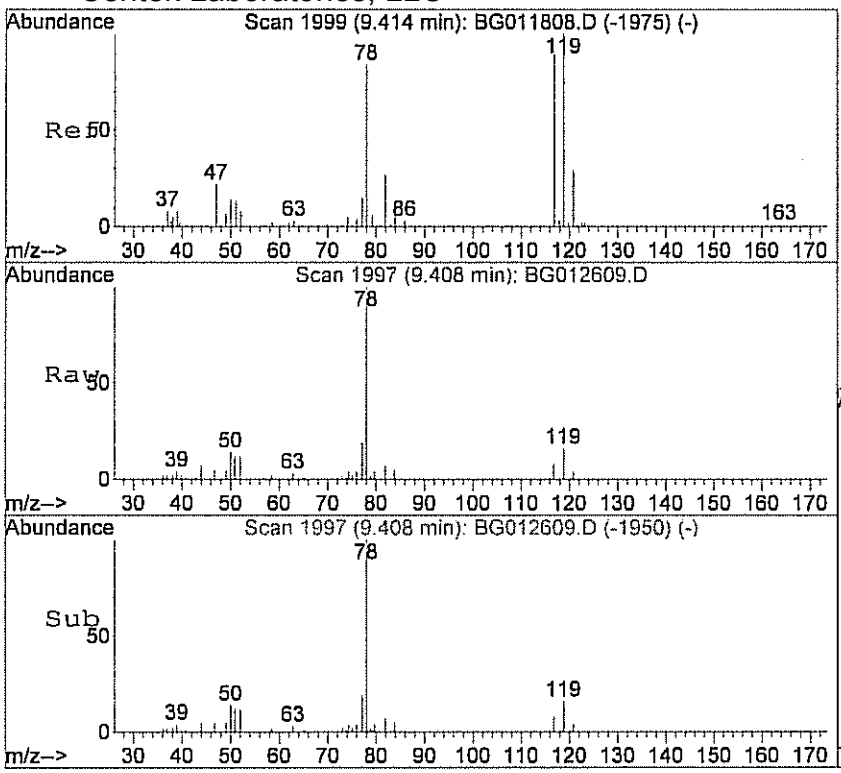

#34
Benzene
Concen: 0.37 ppb
RT: 9.41 min Scan# 1997
Delta R.T. -0.00 min
Lab File: BG012609.D
Acq: 26 Jan 2011 4:26 pm

Tgt Ion: 78 Resp: 26318

Ion	Ratio	Lower	Upper
78	100		
77	21.5	2.4	42.4
51	14.7	0.0	38.9

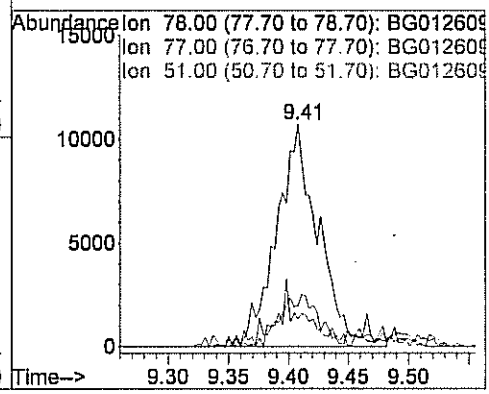

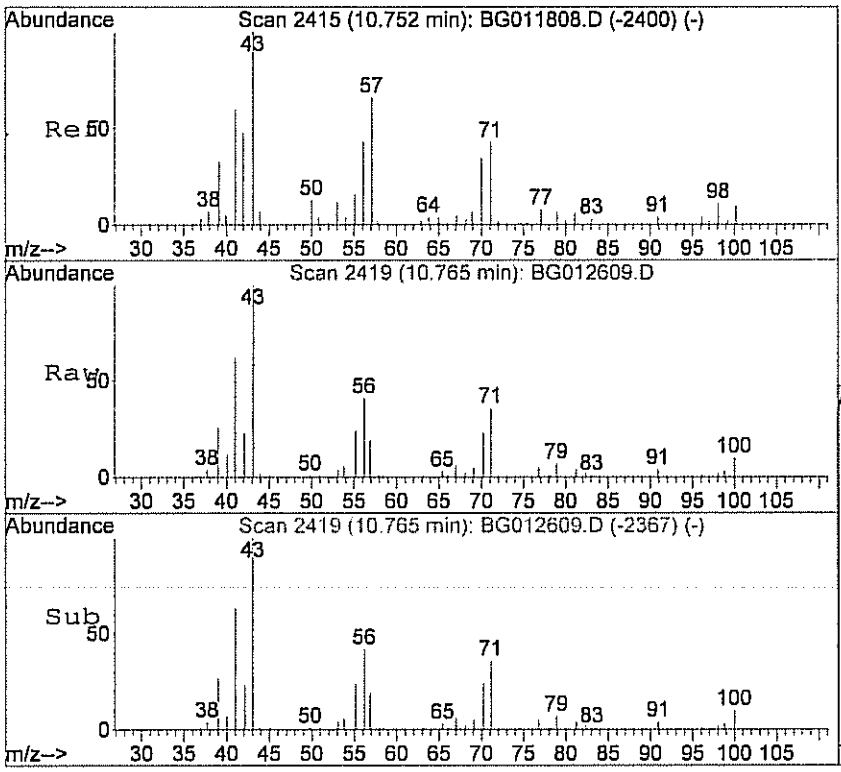

#37
Heptane
Concen: 0.82 ppb
RT: 10.76 min Scan# 2419
Delta R.T. 0.02 min
Lab File: BG012609.D
Acq: 26 Jan 2011 4:26 pm

Tgt Ion: 43 Resp: 21813

Ion	Ratio	Lower	Upper
43	100		
57	54.6	40.1	80.1
71	52.6	41.4	81.4

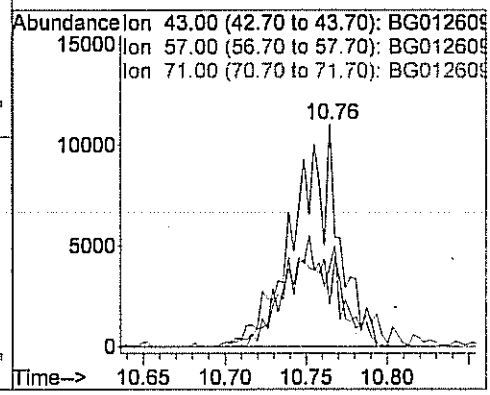

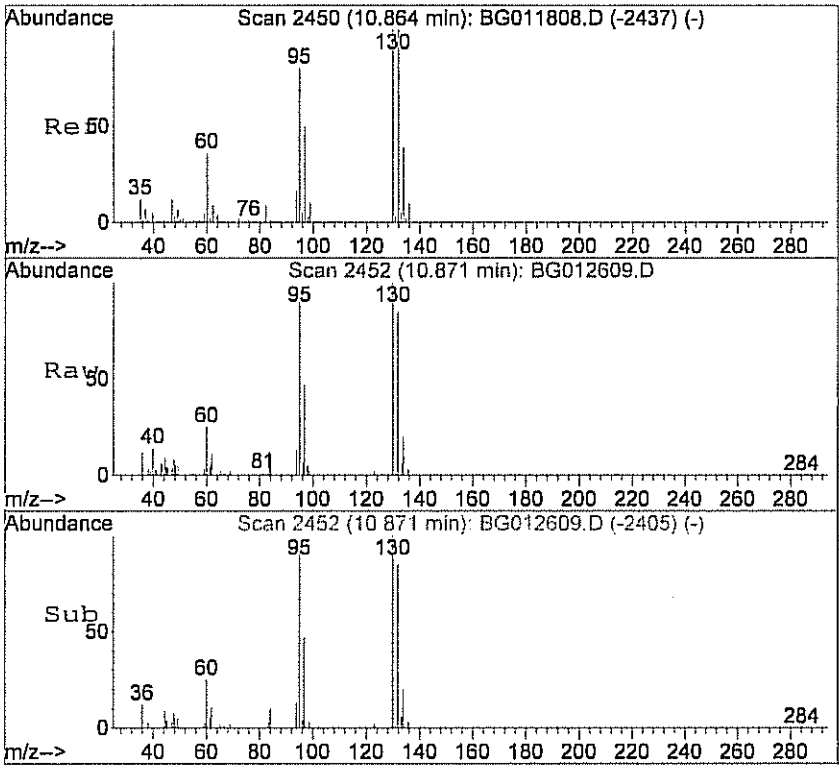

#38
Trichloroethene
Concen: 0.23 ppb
RT: 10.87 min Scan# 2452
Delta R.T. -0.00 min
Lab File: BG012609.D
Acq: 26 Jan 2011 4:26 pm

Tgt Ion:130 Resp: 10125

Ion	Ratio	Lower	Upper
130	100		
132	109.8	63.9	103.9#
95	95.7	53.8	93.8#

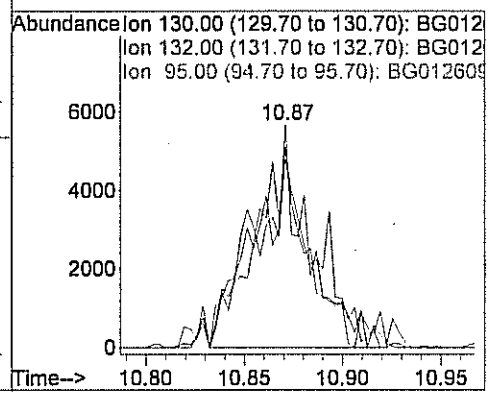

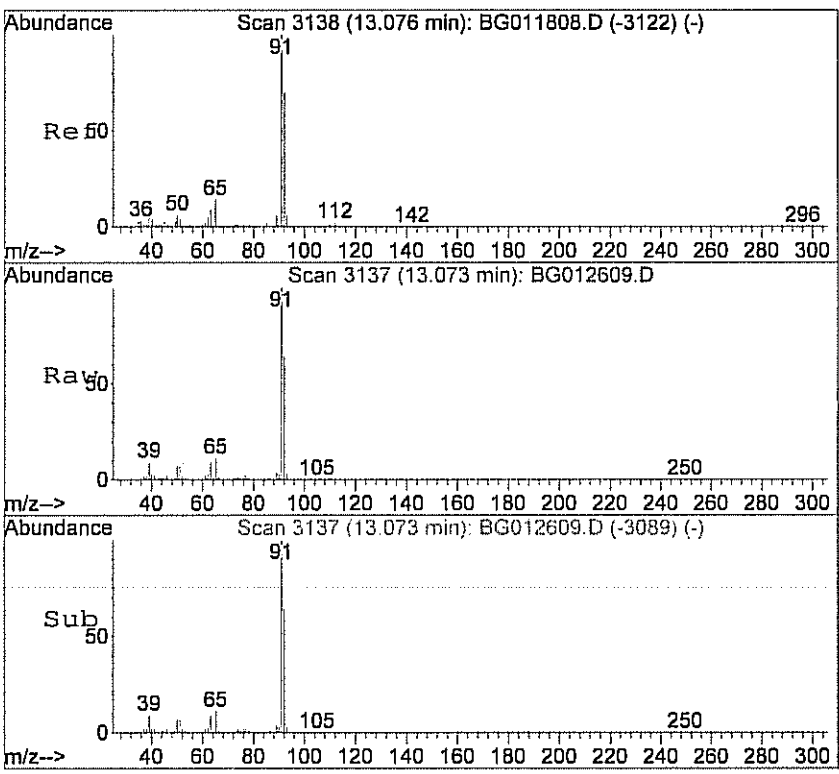

#45
Toluene
Concen: 2.20 ppb
RT: 13.07 min Scan# 3137
Delta R.T. 0.00 min
Lab File: BG012609.D
Acq: 26 Jan 2011 4:26 pm

Tgt Ion: 92 Resp: 80625

Ion	Ratio	Lower	Upper
92	100		
91	169.6	121.5	161.5#

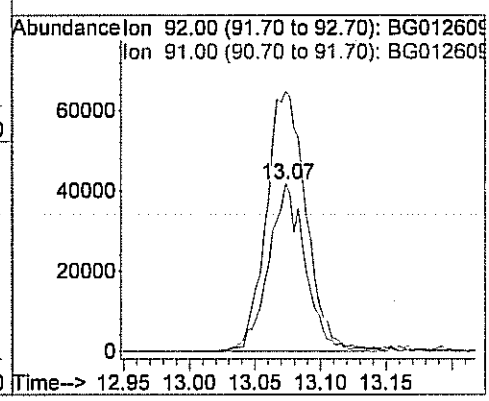

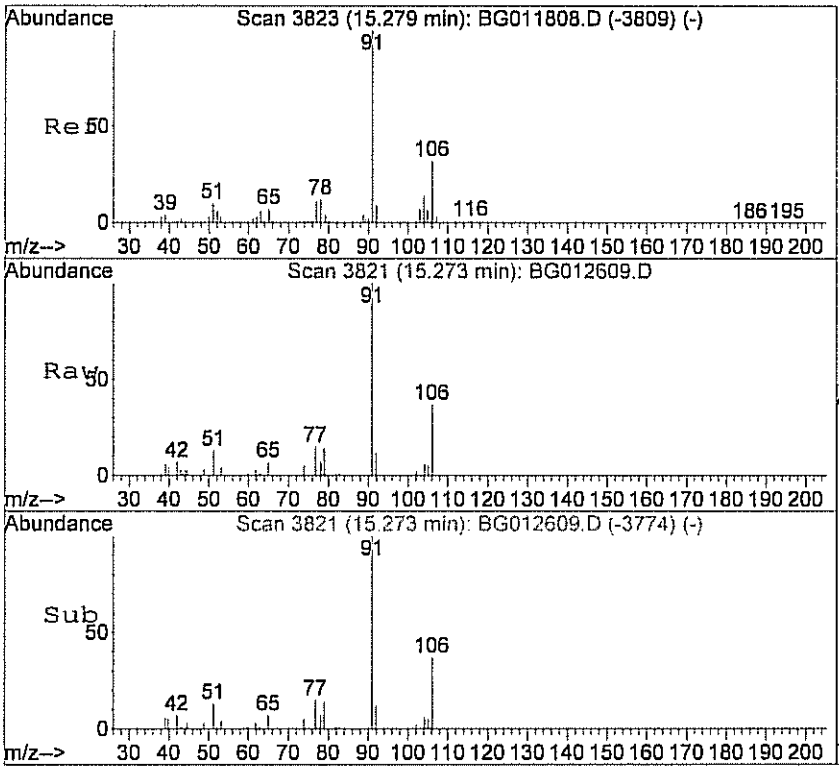

#52
Ethylbenzene
Concen: 0.13 ppb
RT: 15.27 min Scan# 3821
Delta R.T. -0.00 min
Lab File: BG012609.D
Acq: 26 Jan 2011 4:26 pm

Tgt Ion: 91 Resp: 7252

Ion	Ratio	Lower	Upper
91	100		
106	36.4	21.0	61.0

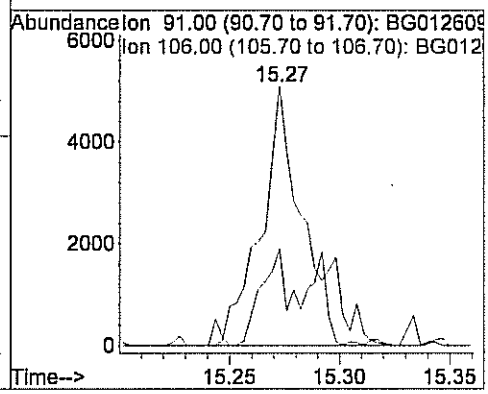

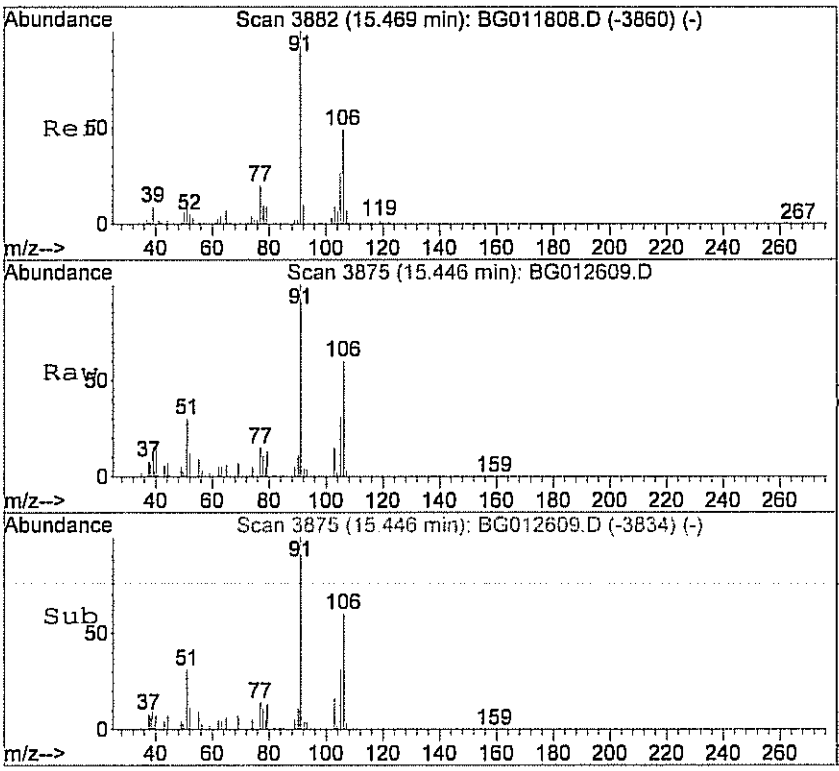

#53
m&p-xylene
Concen: 0.29 ppb
RT: 15.45 min Scan# 3875
Delta R.T. -0.02 min
Lab File: BG012609.D
Acq: 26 Jan 2011 4:26 pm

Tgt Ion: 91 Resp: 15581

Ion	Ratio	Lower	Upper
91	100		
106	65.0	34.5	74.5

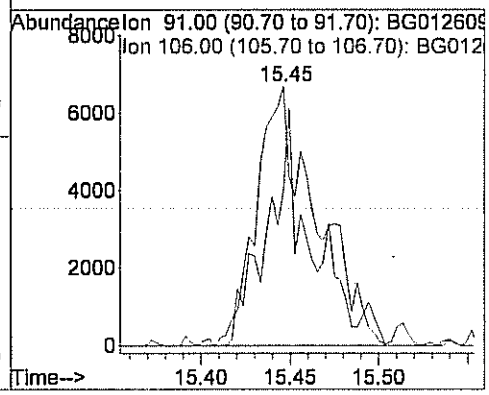

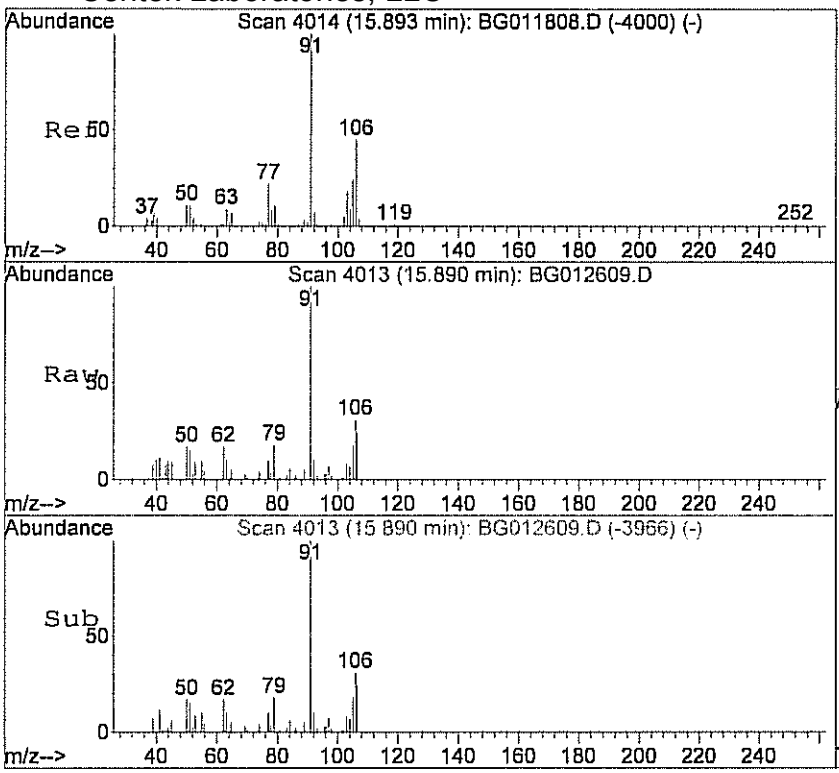

#56
o-xylene
Concen: 0.13 ppb
RT: 15.89 min Scan# 4013
Delta R.T. -0.00 min
Lab File: BG012609.D
Acq: 26 Jan 2011 4:26 pm

Tgt Ion: 91 Resp: 7404

Ion	Ratio	Lower	Upper
91	100		
106	45.1	30.8	70.8

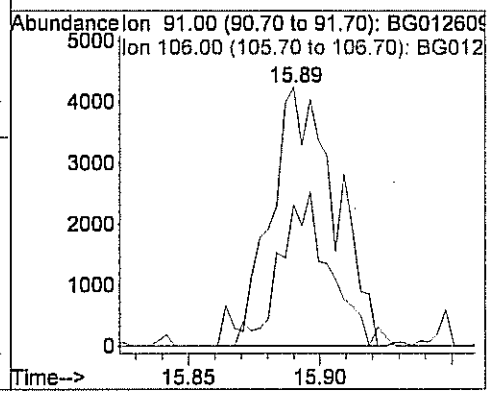

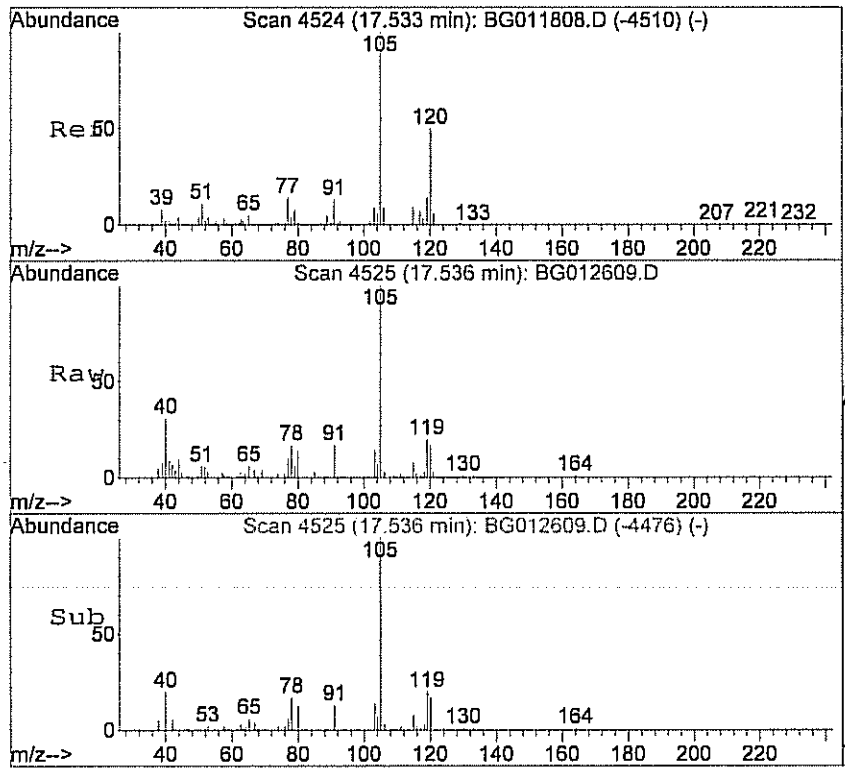

#61
1,2,4-trimethylbenzene
Concen: 0.31 ppb
RT: 17.54 min Scan# 4525
Delta R.T. 0.01 min
Lab File: BG012609.D
Acq: 26 Jan 2011 4:26 pm

Tgt Ion:105 Resp: 10480

Ion	Ratio	Lower	Upper
105	100		
120	41.9	52.0	92.0#

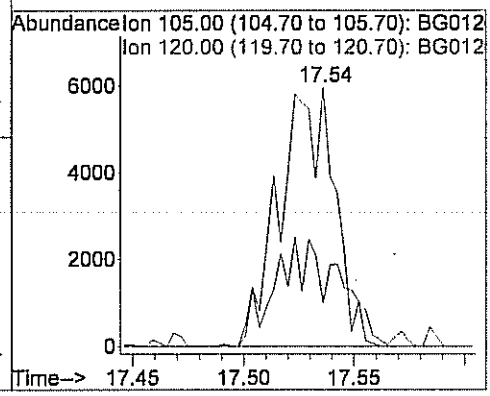

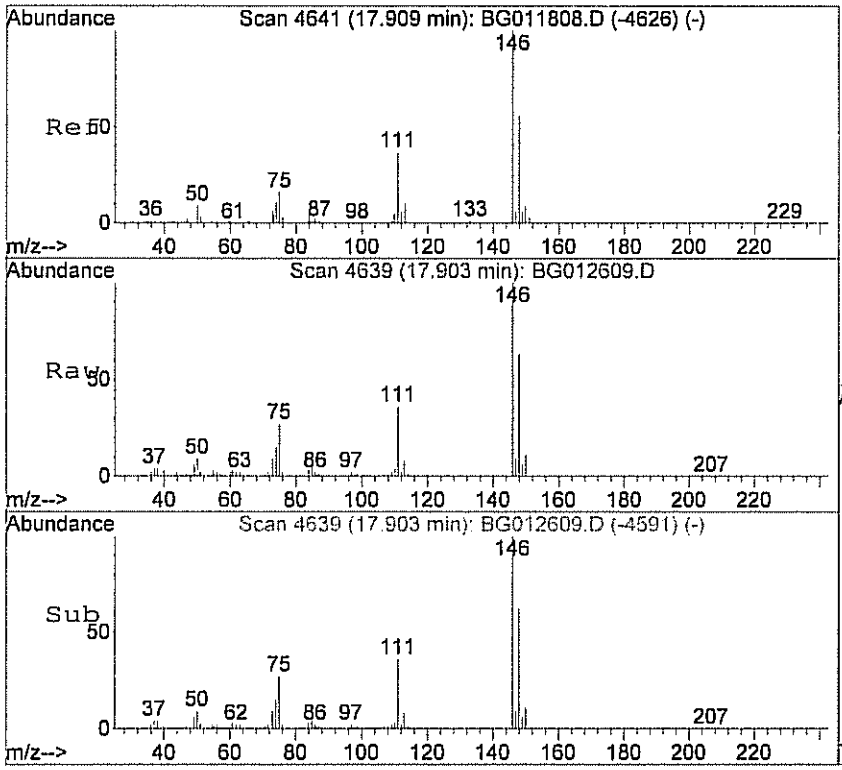

#64
1,4-dichlorobenzene
Concen: 1.25 ppb
RT: 17.90 min Scan# 4639
Delta R.T. 0.00 min
Lab File: BG012609.D
Acq: 26 Jan 2011 4:26 pm

Tgt Ion:146 Resp: 50714

Ion	Ratio	Lower	Upper
146	100		
148	63.5	35.1	75.1
111	37.7	12.4	52.4

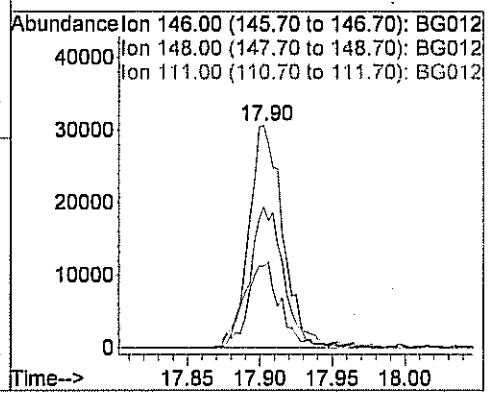

Quantitation Report (QT Reviewed)

Data File : C:\MSDCHEM\1\DATA\BG012708.D Vial: 12
Acq On : 27 Jan 2011 3:39 pm Operator: LL
Sample : C1101035-001A 10X Inst : MSD #2
Misc : 1ugm3 & 0.25TCE,CT,VNCL Sample Multiplr: 1.00
MS Integration Params: RTEINT.P
Quant Time: Jan 31 14:19:19 2011 Quant Results File: B118_1UG.RES

Quant Method : C:\MSDCHEM\1\METHODS\B118_1UG.M (RTE Integrator)
Title : TO-15 VOA Standards for 5 point calibration
Last Update : Wed Jan 26 14:01:48 2011
Response via : Initial Calibration
DataAcq Meth : B118_1UG

Internal Standards	R.T.	QIon	Response	Conc	Units		Dev(Min)
1) Bromochloromethane	7.87	128	16545	1.00	ppb		0.00
30) 1,4-difluorobenzene	10.19	114	46474	1.00	ppb		0.00
44) Chlorobenzene-d5	14.97	117	45613	1.00	ppb		0.00
System Monitoring Compounds							
57) Bromofluorobenzene	16.51	95	21741	0.89	ppb		-0.01
Spiked Amount 1.000	Range 70 - 130		Recovery = 89.00%				
Target Compounds							Qvalue
12) Acetone	4.63	58	12692m	1.14	ppb		
13) Isopropyl alcohol	4.65	45	1056580m	52.41	ppb		
16) Methylene chloride	5.35	84	533168	20.98	ppb	#	82
28) Tetrahydrofuran	8.76	42	1764m	0.27	ppb		
45) Toluene	13.06	92	5721	0.17	ppb	#	75
64) 1,4-dichlorobenzene	17.91	146	4434	0.12	ppb		84

(#) = qualifier out of range (m) = manual integration (+) = signals summed

Quantitation Report (QT Reviewed)

Data File : C:\MSDCHEM\1\DATA\BG012708.D Vial: 12
Acq On : 27 Jan 2011 3:39 pm Operator: LL
Sample : C1101035-001A 10X Inst : MSD #2
Misc : 1ugm3 & 0.25TCE,CT,VNCL Sample Multiplr: 1.00
MS Integration Params: RTEINT.P
Quant Time: Jan 31 14:27 2011 Quant Results File: B118_1UG.RES

Method : C:\MSDCHEM\1\METHODS\B118_1UG.M (RTE Integrator)
Title : TO-15 VOA Standards for 5 point calibration
Last Update : Tue Feb 01 16:05:43 2011
Response via : Initial Calibration

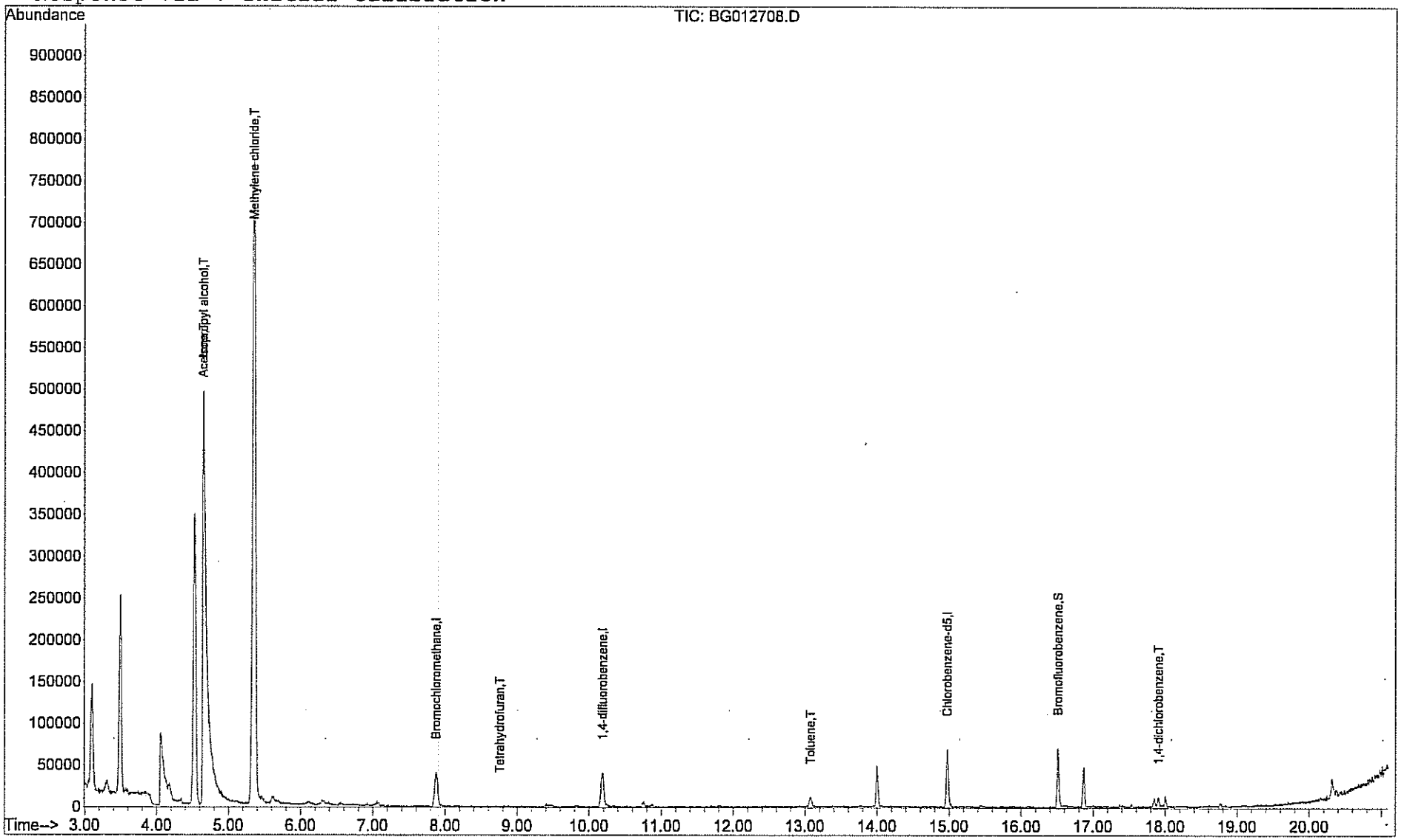

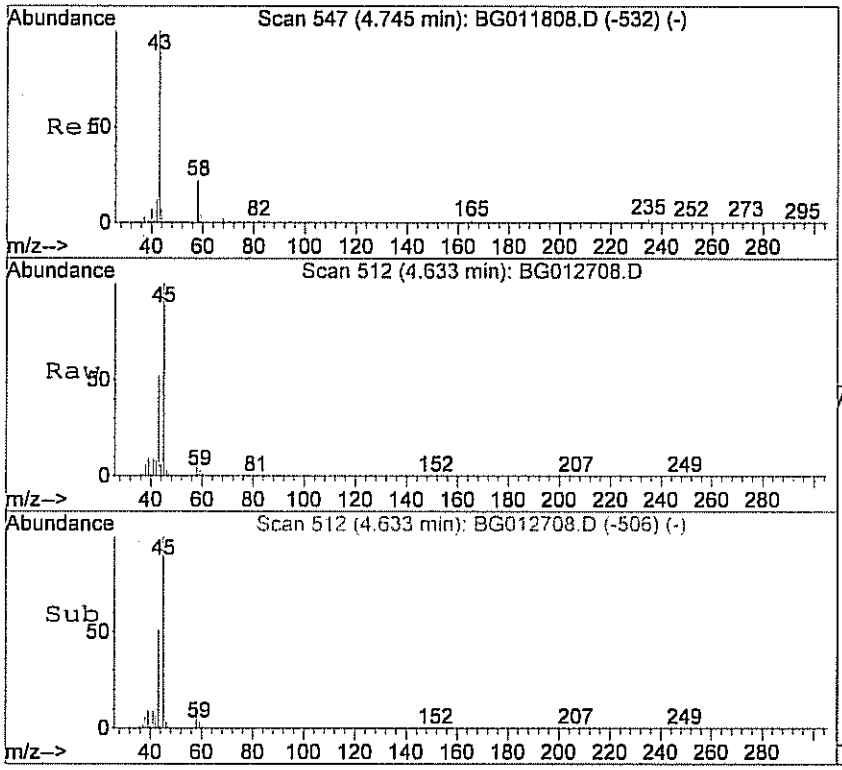

#12
Acetone
Concen: 1.14 ppb m
RT: 4.63 min Scan# 512
Delta R.T. -0.13 min
Lab File: BG012708.D
Acq: 27 Jan 2011 3:39 pm

Tgt Ion: 58 Resp: 12692

Ion	Ratio	Lower	Upper
58	100		
43	0.0	148.4	208.4#

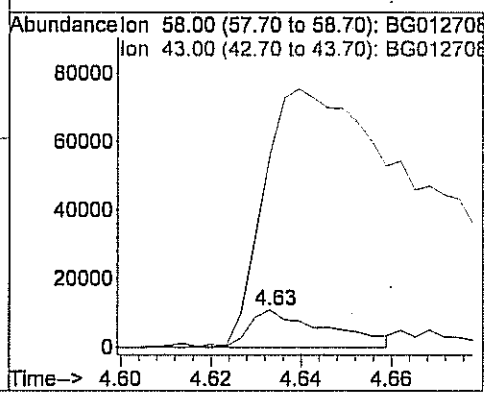

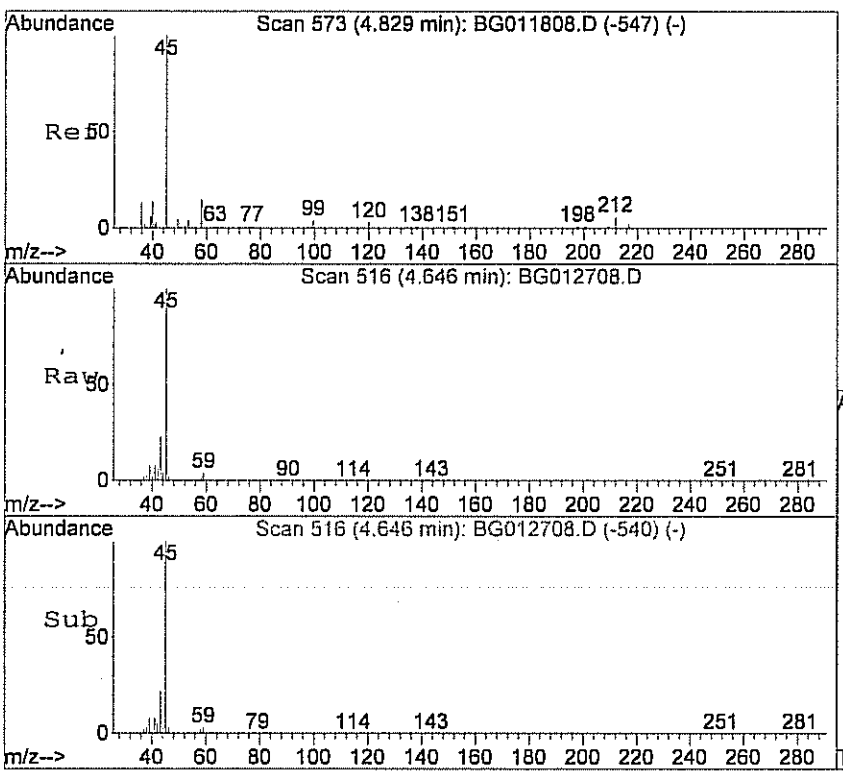

#13
Isopropyl alcohol
Concen: 52.41 ppb m
RT: 4.65 min Scan# 516
Delta R.T. -0.23 min
Lab File: BG012708.D
Acq: 27 Jan 2011 3:39 pm

Tgt Ion: 45 Resp: 1056580

Ion	Ratio	Lower	Upper
45	100		
43	0.0	6.2	46.2#

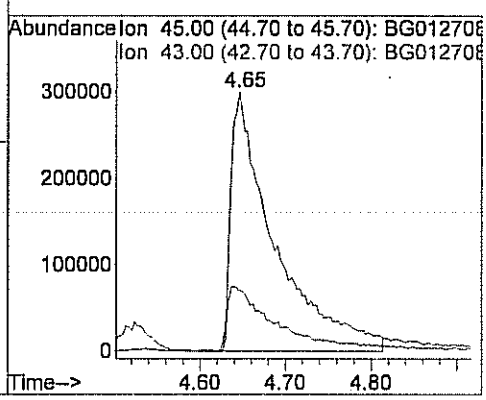

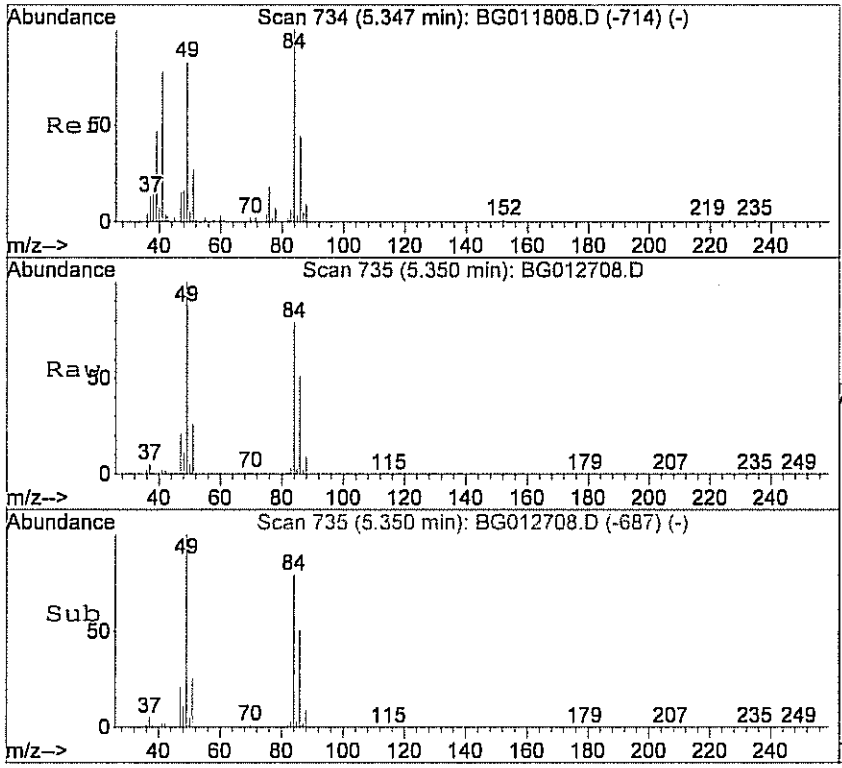

#16
Methylene chloride
Concen: 20.98 ppb
RT: 5.35 min Scan# 735
Delta R.T. 0.00 min
Lab File: BG012708.D
Acq: 27 Jan 2011 3:39 pm

Tgt Ion: 84 Resp: 533168

Ion	Ratio	Lower	Upper
84	100		
49	123.5	82.7	122.7#
86	65.1	35.7	75.7

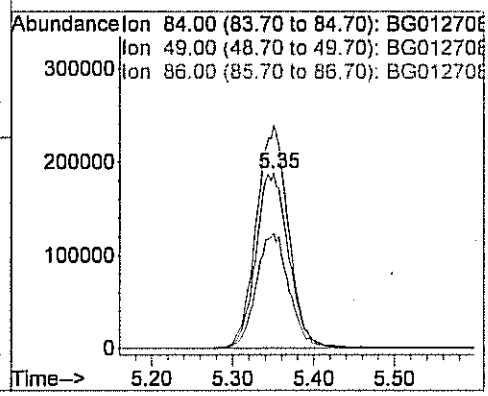

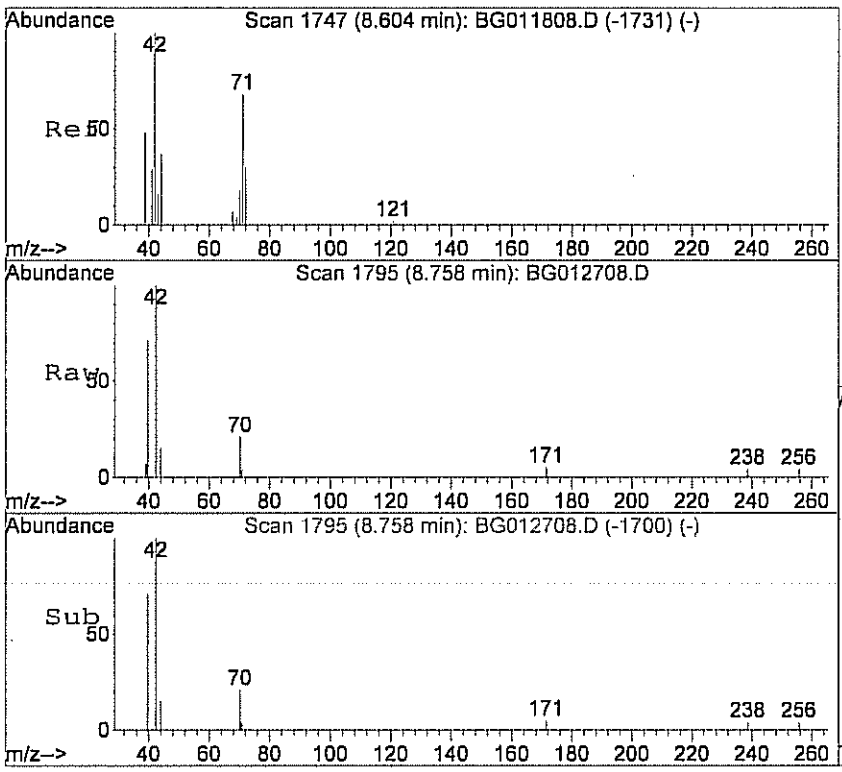

#28
Tetrahydrofuran
Concen: 0.27 ppb m
RT: 8.76 min Scan# 1795
Delta R.T. 0.15 min
Lab File: BG012708.D
Acq: 27 Jan 2011 3:39 pm

Tgt Ion: 42 Resp: 1764

Ion	Ratio	Lower	Upper
42	100		
71	0.0	9.8	49.8#
72	6.2	0.0	30.6

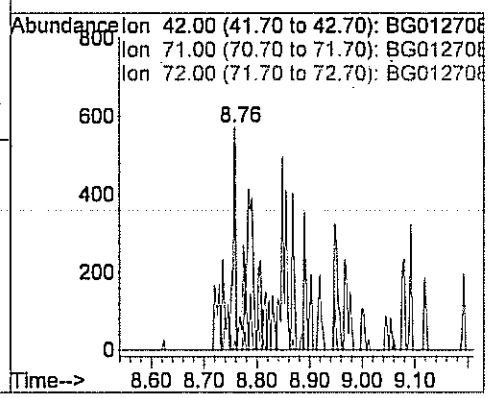

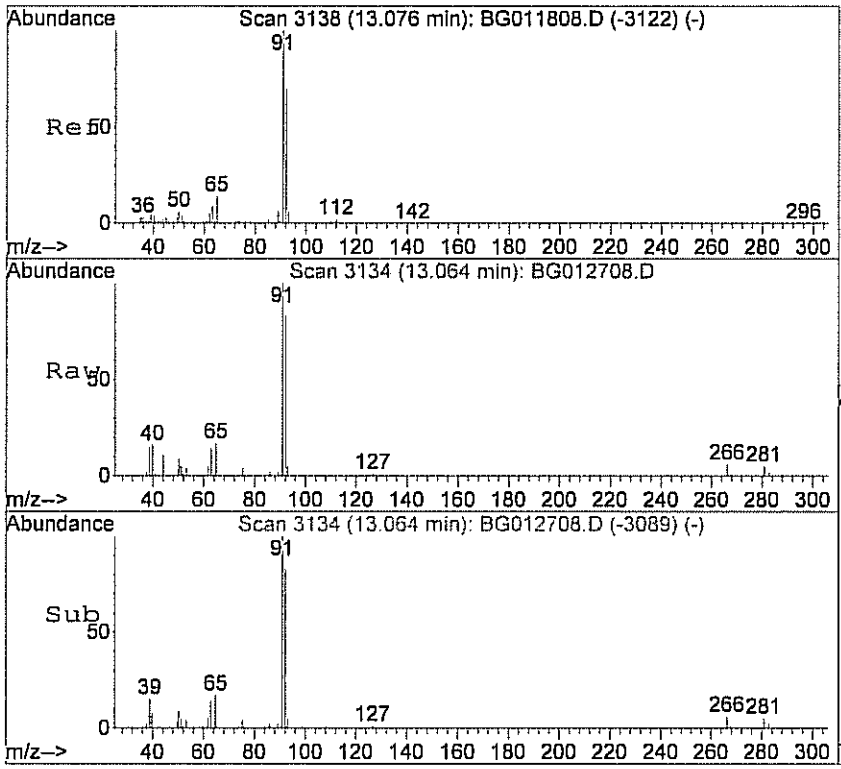

#45
Toluene
Concen: 0.17 ppb
RT: 13.06 min Scan# 3134
Delta R.T. -0.01 min
Lab File: BG012708.D
Acq: 27 Jan 2011 3:39 pm

Tgt Ion: 92	Resp:	5721	
Ion	Ratio	Lower	Upper
92	100		
91	172.7	121.5	161.5#

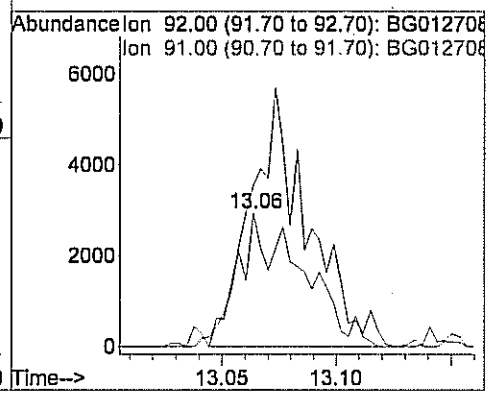

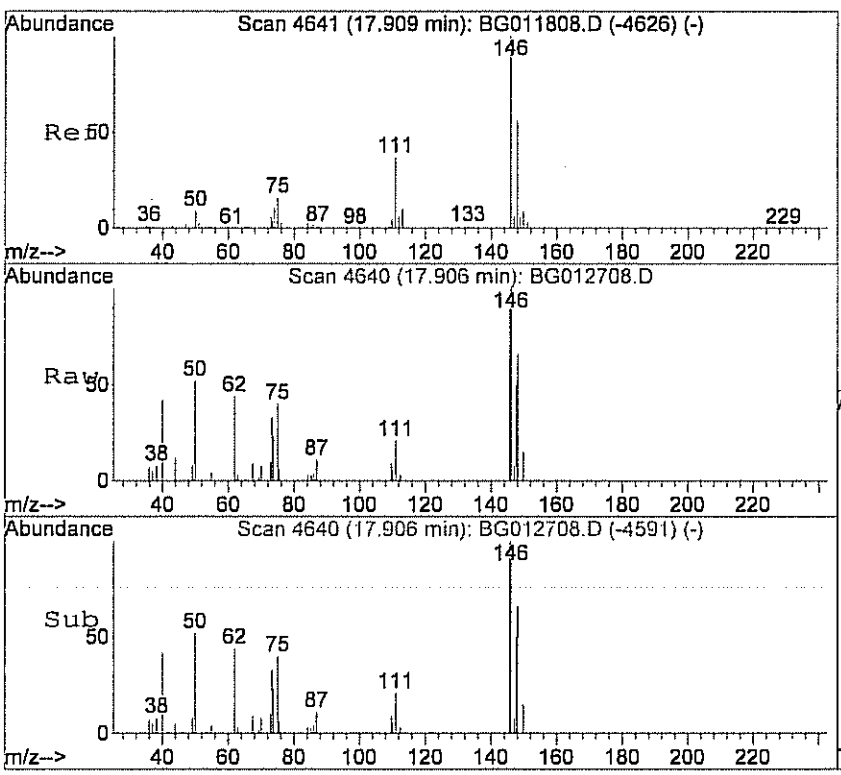

#64
1,4-dichlorobenzene
Concen: 0.12 ppb
RT: 17.91 min Scan# 4640
Delta R.T. 0.01 min
Lab File: BG012708.D
Acq: 27 Jan 2011 3:39 pm

Tgt Ion:146	Resp:	4434	
Ion	Ratio	Lower	Upper
146	100		
148	74.0	35.1	75.1
111	32.5	12.4	52.4

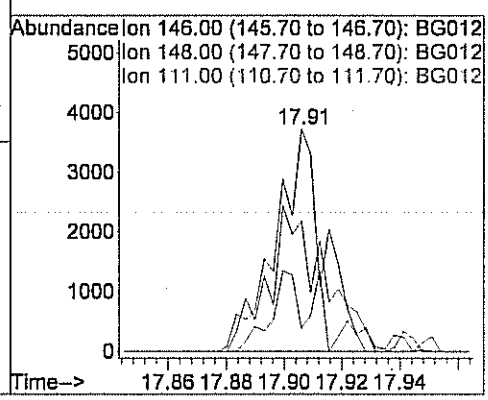

Quantitation Report (QT Reviewed)

Data File : C:\MSDCHEM\1\DATA\BG012720.D Vial: 12
Acq On : 27 Jan 2011 11:41 pm Operator: LL
Sample : C1101035-001A 640X Inst : MSD #2
Misc : 1ugm3 & 0.25TCE,CT,VNCL Sample Multiplr: 1.00
MS Integration Params: RTEINT.P
Quant Time: Jan 28 00:03:07 2011 Quant Results File: B118_1UG.RES

Quant Method : C:\MSDCHEM\1\METHODS\B118_1UG.M (RTE Integrator)
Title : TO-15 VOA Standards for 5 point calibration
Last Update : Wed Jan 26 14:01:48 2011
Response via : Initial Calibration
DataAcq Meth : B118_1UG

Internal Standards	R.T.	QIon	Response	Conc	Units	Dev(Min)
1) Bromochloromethane	7.88	128	16435	1.00	ppb	0.00
30) 1,4-difluorobenzene	10.18	114	32177	1.00	ppb	0.00
44) Chlorobenzene-d5	14.97	117	35854	1.00	ppb	0.00
System Monitoring Compounds						
57) Bromofluorobenzene	16.51	95	16963	0.88	ppb	0.00
Spiked Amount 1.000	Range 70 - 130		Recovery = 88.00%			
Target Compounds						Qvalue
13) Isopropyl alcohol	4.95	45	13389m	0.67	ppb	
16) Methylene chloride	5.35	84	7768	0.31	ppb	# 74

F.L.

(#) = qualifier out of range (m) = manual integration (+) = signals summed

Quantitation Report (QT Reviewed)

Data File : C:\MSDCHEM\1\DATA\BG012720.D Vial: 12
Acq On : 27 Jan 2011 11:41 pm Operator: LL
Sample : C1101035-001A 640X Inst : MSD #2
Misc : 1ugm3 & 0.25TCE,CT,VNCL Sample Multiplr: 1.00
MS Integration Params: RTEINT.P
Quant Time: Jan 31 15:03 2011 Quant Results File: B118_1UG.RES

Method : C:\MSDCHEM\1\METHODS\B118_1UG.M (RTE Integrator)
Title : TO-15 VOA Standards for 5 point calibration
Last Update : Tue Feb 01 16:05:43 2011
Response via : Initial Calibration

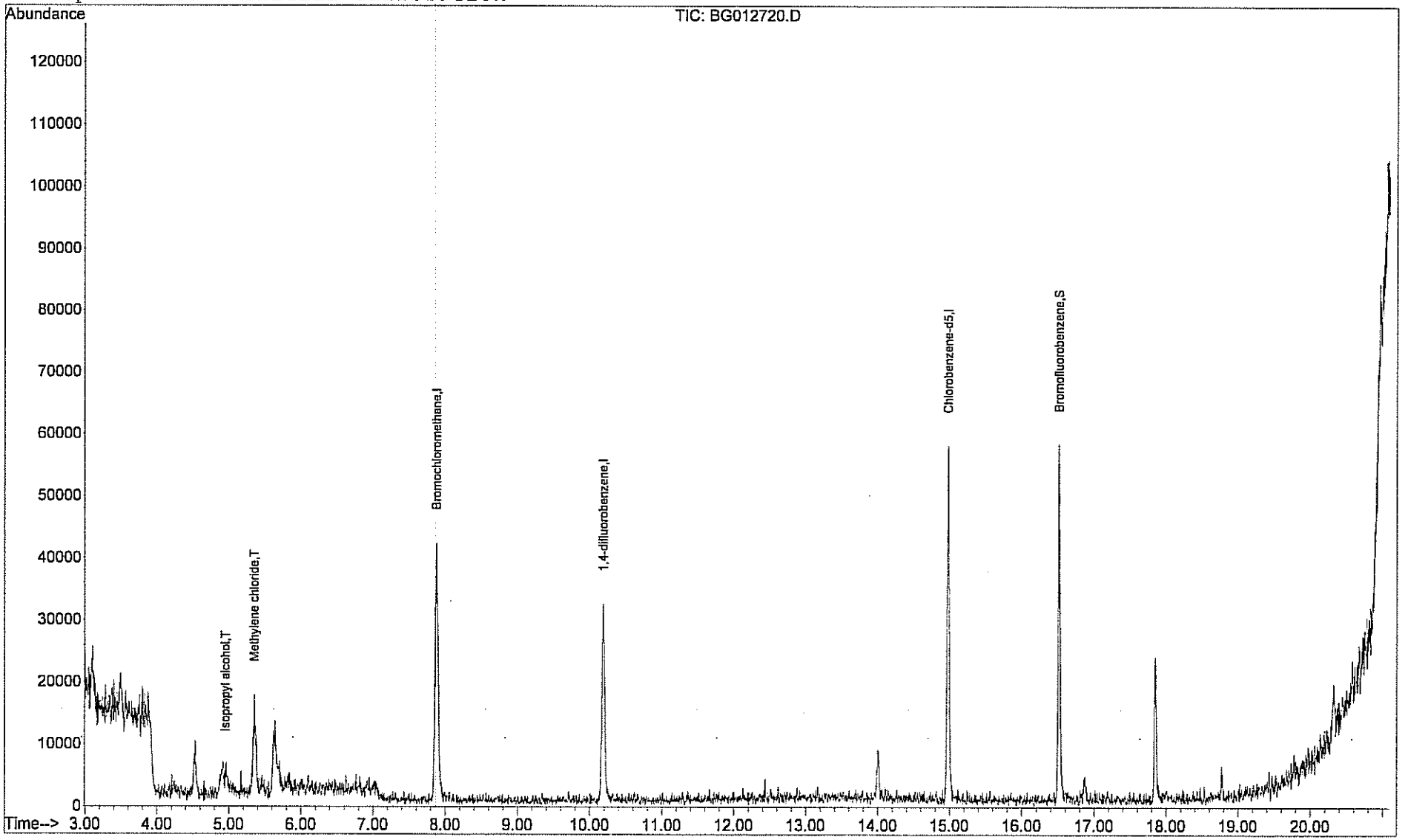

Centek Laboratories, LLC

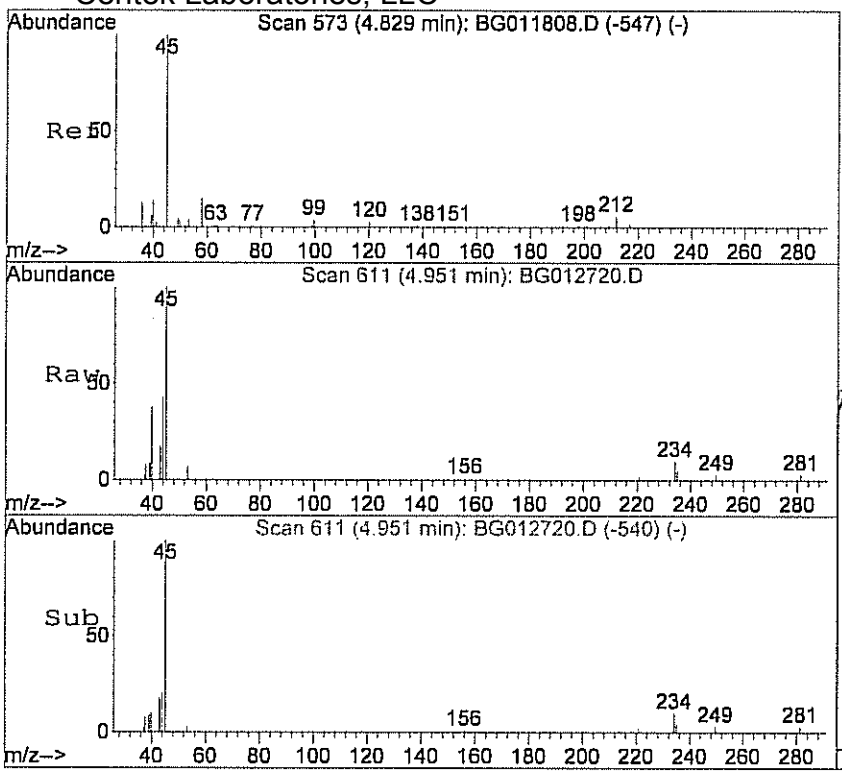

#13
Isopropyl alcohol
Concen: 0.67 ppb m
RT: 4.95 min Scan# 611
Delta R.T. 0.08 min
Lab File: BG012720.D
Acq: 27 Jan 2011 11:41 pm

Tgt Ion: 45 Resp: 13389

Ion	Ratio	Lower	Upper
45	100		
43	21.2	6.2	46.2

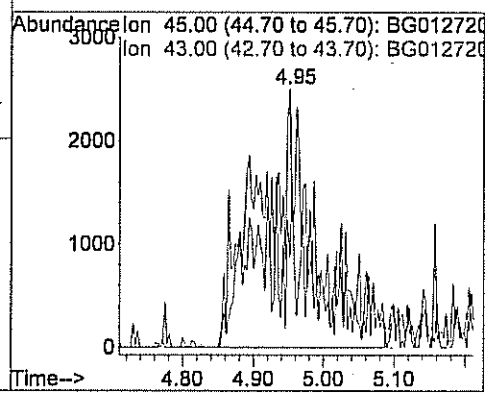

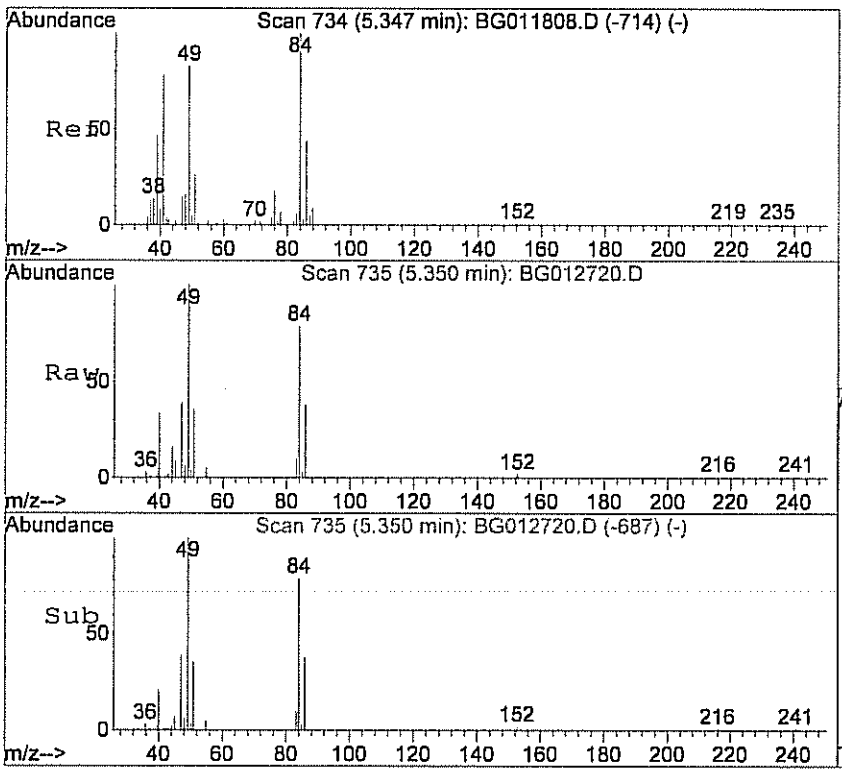

#16
Methylene chloride
Concen: 0.31 ppb
RT: 5.35 min Scan# 735
Delta R.T. 0.00 min
Lab File: BG012720.D
Acq: 27 Jan 2011 11:41 pm

Tgt Ion: 84 Resp: 7768

Ion	Ratio	Lower	Upper
84	100		
49	136.2	82.7	122.7#
86	64.8	35.7	75.7

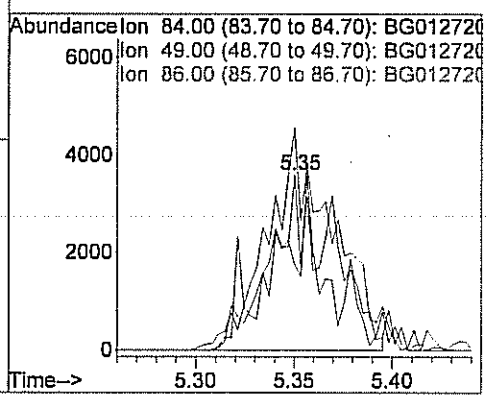

Centek Laboratories, LLC

Date: *22-Feb-11*

CLIENT:	Arcadis	**Client Sample ID:**	IA-VMP 7A
Lab Order:	C1101035	**Tag Number:**	564,382
Project:	Lockheed Martin NJ001014.0001	**Collection Date:**	1/24/2011
Lab ID:	C1101035-002A	**Matrix:**	AIR

Analyses	Result	**Limit	Qual	Units	DF	Date Analyzed
FIELD PARAMETERS		FLD				Analyst:
Lab Vacuum In	-5			"Hg		1/26/2011
Lab Vacuum Out	-30			"Hg		1/26/2011
1UG/M3 W/ 0.25UG/M3 CT-TCE-VC		TO-15				Analyst: LL
1,1,1-Trichloroethane	< 0.15	0.15		ppbV	1	1/26/2011 5:01:00 PM
1,1,2,2-Tetrachloroethane	< 0.15	0.15		ppbV	1	1/26/2011 5:01:00 PM
1,1,2-Trichloroethane	< 0.15	0.15		ppbV	1	1/26/2011 5:01:00 PM
1,1-Dichloroethane	< 0.15	0.15		ppbV	1	1/26/2011 5:01:00 PM
1,1-Dichloroethene	< 0.15	0.15		ppbV	1	1/26/2011 5:01:00 PM
1,2,4-Trichlorobenzene	< 0.15	0.15		ppbV	1	1/26/2011 5:01:00 PM
1,2,4-Trimethylbenzene	0.23	0.15		ppbV	1	1/26/2011 5:01:00 PM
1,2-Dibromoethane	< 0.15	0.15		ppbV	1	1/26/2011 5:01:00 PM
1,2-Dichlorobenzene	< 0.15	0.15		ppbV	1	1/26/2011 5:01:00 PM
1,2-Dichloroethane	< 0.15	0.15		ppbV	1	1/26/2011 5:01:00 PM
1,2-Dichloropropane	< 0.15	0.15		ppbV	1	1/26/2011 5:01:00 PM
1,3,5-Trimethylbenzene	< 0.15	0.15		ppbV	1	1/26/2011 5:01:00 PM
1,3-butadiene	< 0.15	0.15		ppbV	1	1/26/2011 5:01:00 PM
1,3-Dichlorobenzene	< 0.15	0.15		ppbV	1	1/26/2011 5:01:00 PM
1,4-Dichlorobenzene	0.47	0.15		ppbV	1	1/26/2011 5:01:00 PM
1,4-Dioxane	< 0.30	0.30		ppbV	1	1/26/2011 5:01:00 PM
2,2,4-trimethylpentane	< 0.15	0.15		ppbV	1	1/26/2011 5:01:00 PM
4-ethyltoluene	< 0.15	0.15		ppbV	1	1/26/2011 5:01:00 PM
Acetone	9.2	2.4		ppbV	8	1/28/2011 12:48:00 AM
Allyl chloride	< 0.15	0.15		ppbV	1	1/26/2011 5:01:00 PM
Benzene	0.31	0.15		ppbV	1	1/26/2011 5:01:00 PM
Benzyl chloride	< 0.15	0.15		ppbV	1	1/26/2011 5:01:00 PM
Bromodichloromethane	< 0.15	0.15		ppbV	1	1/26/2011 5:01:00 PM
Bromoform	< 0.15	0.15		ppbV	1	1/26/2011 5:01:00 PM
Bromomethane	< 0.15	0.15		ppbV	1	1/26/2011 5:01:00 PM
Carbon disulfide	< 0.15	0.15		ppbV	1	1/26/2011 5:01:00 PM
Carbon tetrachloride	0.050	0.040		ppbV	1	1/26/2011 5:01:00 PM
Chlorobenzene	< 0.15	0.15		ppbV	1	1/26/2011 5:01:00 PM
Chloroethane	< 0.15	0.15		ppbV	1	1/26/2011 5:01:00 PM
Chloroform	< 0.15	0.15		ppbV	1	1/26/2011 5:01:00 PM
Chloromethane	0.31	0.15		ppbV	1	1/26/2011 5:01:00 PM
cis-1,2-Dichloroethene	< 0.15	0.15		ppbV	1	1/26/2011 5:01:00 PM
cis-1,3-Dichloropropene	< 0.15	0.15		ppbV	1	1/26/2011 5:01:00 PM
Cyclohexane	1.5	0.15		ppbV	1	1/26/2011 5:01:00 PM
Dibromochloromethane	< 0.15	0.15		ppbV	1	1/26/2011 5:01:00 PM
Ethyl acetate	< 0.25	0.25		ppbV	1	1/26/2011 5:01:00 PM

Qualifiers:

**	Reporting Limit	.	Results reported are not blank corrected
B	Analyte detected in the associated Method Blank	E	Value above quantitation range
H	Holding times for preparation or analysis exceeded	J	Analyte detected at or below quantitation limits
JN	Non-routine analyte. Quantitation estimated.	ND	Not Detected at the Reporting Limit
S	Spike Recovery outside accepted recovery limits		

Centek Laboratories, LLC

Date: *22-Feb-11*

CLIENT:	Arcadis	**Client Sample ID:**	IA-VMP 7A
Lab Order:	C1101035	**Tag Number:**	564,382
Project:	Lockheed Martin NJ001014.0001	**Collection Date:**	1/24/2011
Lab ID:	C1101035-002A	**Matrix:**	AIR

Analyses	Result	**Limit	Qual	Units	DF	Date Analyzed
1UG/M3 W/ 0.25UG/M3 CT-TCE-VC		TO-15				Analyst: LL
Ethylbenzene	0.12	0.15	J	ppbV	1	1/26/2011 5:01:00 PM
Freon 11	0.22	0.15		ppbV	1	1/26/2011 5:01:00 PM
Freon 113	< 0.15	0.15		ppbV	1	1/26/2011 5:01:00 PM
Freon 114	< 0.15	0.15		ppbV	1	1/26/2011 5:01:00 PM
Freon 12	0.38	0.15		ppbV	1	1/26/2011 5:01:00 PM
Heptane	0.48	0.15		ppbV	1	1/26/2011 5:01:00 PM
Hexachloro-1,3-butadiene	< 0.15	0.15		ppbV	1	1/26/2011 5:01:00 PM
Hexane	0.57	0.15		ppbV	1	1/26/2011 5:01:00 PM
Isopropyl alcohol	500	48		ppbV	320	1/28/2011 12:14:00 AM
m&p-Xylene	0.31	0.30		ppbV	1	1/26/2011 5:01:00 PM
Methyl Butyl Ketone	< 0.30	0.30		ppbV	1	1/26/2011 5:01:00 PM
Methyl Ethyl Ketone	1.4	0.30		ppbV	1	1/26/2011 5:01:00 PM
Methyl Isobutyl Ketone	< 0.30	0.30		ppbV	1	1/26/2011 5:01:00 PM
Methyl tert-butyl ether	< 0.15	0.15		ppbV	1	1/26/2011 5:01:00 PM
Methylene chloride	350	48		ppbV	320	1/28/2011 12:14:00 AM
o-Xylene	< 0.15	0.15		ppbV	1	1/26/2011 5:01:00 PM
Propylene	< 0.15	0.15		ppbV	1	1/26/2011 5:01:00 PM
Styrene	0.13	0.15	J	ppbV	1	1/26/2011 5:01:00 PM
Tetrachloroethylene	< 0.15	0.15		ppbV	1	1/26/2011 5:01:00 PM
Tetrahydrofuran	32	1.2		ppbV	8	1/28/2011 12:48:00 AM
Toluene	1.7	0.15		ppbV	1	1/26/2011 5:01:00 PM
trans-1,2-Dichloroethene	< 0.15	0.15		ppbV	1	1/26/2011 5:01:00 PM
trans-1,3-Dichloropropene	< 0.15	0.15		ppbV	1	1/26/2011 5:01:00 PM
Trichloroethene	0.080	0.040		ppbV	1	1/26/2011 5:01:00 PM
Vinyl acetate	1.1	0.15		ppbV	1	1/26/2011 5:01:00 PM
Vinyl Bromide	< 0.15	0.15		ppbV	1	1/26/2011 5:01:00 PM
Vinyl chloride	< 0.040	0.040		ppbV	1	1/26/2011 5:01:00 PM
Surr: Bromofluorobenzene	92.0	70-130		%REC	1	1/26/2011 5:01:00 PM

Qualifiers:

**	Reporting Limit	.	Results reported are not blank corrected
B	Analyte detected in the associated Method Blank	E	Value above quantitation range
H	Holding times for preparation or analysis exceeded	J	Analyte detected at or below quantitation limits
JN	Non-routine analyte. Quantitation estimated.	ND	Not Detected at the Reporting Limit
S	Spike Recovery outside accepted recovery limits		

Centek Laboratories, LLC

Date: *22-Feb-11*

CLIENT:	Arcadis	**Client Sample ID:**	IA-VMP 7A
Lab Order:	C1101035	**Tag Number:**	564,382
Project:	Lockheed Martin NJ001014.0001	**Collection Date:**	1/24/2011
Lab ID:	C1101035-002A	**Matrix:**	AIR

Analyses	Result	**Limit	Qual	Units	DF	Date Analyzed
1UG/M3 W/ 0.25UG/M3 CT-TCE-VC		TO-15				Analyst: LL
1,1,1-Trichloroethane	< 0.83	0.83		ug/m3	1	1/26/2011 5:01:00 PM
1,1,2,2-Tetrachloroethane	< 1.0	1.0		ug/m3	1	1/26/2011 5:01:00 PM
1,1,2-Trichloroethane	< 0.83	0.83		ug/m3	1	1/26/2011 5:01:00 PM
1,1-Dichloroethane	< 0.62	0.62		ug/m3	1	1/26/2011 5:01:00 PM
1,1-Dichloroethene	< 0.60	0.60		ug/m3	1	1/26/2011 5:01:00 PM
1,2,4-Trichlorobenzene	< 1.1	1.1		ug/m3	1	1/26/2011 5:01:00 PM
1,2,4-Trimethylbenzene	1.1	0.75		ug/m3	1	1/26/2011 5:01:00 PM
1,2-Dibromoethane	< 1.2	1.2		ug/m3	1	1/26/2011 5:01:00 PM
1,2-Dichlorobenzene	< 0.92	0.92		ug/m3	1	1/26/2011 5:01:00 PM
1,2-Dichloroethane	< 0.62	0.62		ug/m3	1	1/26/2011 5:01:00 PM
1,2-Dichloropropane	< 0.70	0.70		ug/m3	1	1/26/2011 5:01:00 PM
1,3,5-Trimethylbenzene	< 0.75	0.75		ug/m3	1	1/26/2011 5:01:00 PM
1,3-butadiene	< 0.34	0.34		ug/m3	1	1/26/2011 5:01:00 PM
1,3-Dichlorobenzene	< 0.92	0.92		ug/m3	1	1/26/2011 5:01:00 PM
1,4-Dichlorobenzene	2.9	0.92		ug/m3	1	1/26/2011 5:01:00 PM
1,4-Dioxane	< 1.1	1.1		ug/m3	1	1/26/2011 5:01:00 PM
2,2,4-trimethylpentane	< 0.71	0.71		ug/m3	1	1/26/2011 5:01:00 PM
4-ethyltoluene	< 0.75	0.75		ug/m3	1	1/26/2011 5:01:00 PM
Acetone	22	5.8		ug/m3	8	1/28/2011 12:48:00 AM
Allyl chloride	< 0.48	0.48		ug/m3	1	1/26/2011 5:01:00 PM
Benzene	1.0	0.49		ug/m3	1	1/26/2011 5:01:00 PM
Benzyl chloride	< 0.88	0.88		ug/m3	1	1/26/2011 5:01:00 PM
Bromodichloromethane	< 1.0	1.0		ug/m3	1	1/26/2011 5:01:00 PM
Bromoform	< 1.6	1.6		ug/m3	1	1/26/2011 5:01:00 PM
Bromomethane	< 0.59	0.59		ug/m3	1	1/26/2011 5:01:00 PM
Carbon disulfide	< 0.47	0.47		ug/m3	1	1/26/2011 5:01:00 PM
Carbon tetrachloride	0.32	0.26		ug/m3	1	1/26/2011 5:01:00 PM
Chlorobenzene	< 0.70	0.70		ug/m3	1	1/26/2011 5:01:00 PM
Chloroethane	< 0.40	0.40		ug/m3	1	1/26/2011 5:01:00 PM
Chloroform	< 0.74	0.74		ug/m3	1	1/26/2011 5:01:00 PM
Chloromethane	0.65	0.31		ug/m3	1	1/26/2011 5:01:00 PM
cis-1,2-Dichloroethene	< 0.60	0.60		ug/m3	1	1/26/2011 5:01:00 PM
cis-1,3-Dichloropropene	< 0.69	0.69		ug/m3	1	1/26/2011 5:01:00 PM
Cyclohexane	5.3	0.52		ug/m3	1	1/26/2011 5:01:00 PM
Dibromochloromethane	< 1.3	1.3		ug/m3	1	1/26/2011 5:01:00 PM
Ethyl acetate	< 0.92	0.92		ug/m3	1	1/26/2011 5:01:00 PM
Ethylbenzene	0.53	0.66	J	ug/m3	1	1/26/2011 5:01:00 PM
Freon 11	1.3	0.86		ug/m3	1	1/26/2011 5:01:00 PM
Freon 113	< 1.2	1.2		ug/m3	1	1/26/2011 5:01:00 PM
Freon 114	< 1.1	1.1		ug/m3	1	1/26/2011 5:01:00 PM

Qualifiers:

**	Reporting Limit	.	Results reported are not blank corrected
B	Analyte detected in the associated Method Blank	E	Value above quantitation range
H	Holding times for preparation or analysis exceeded	J	Analyte detected at or below quantitation limits
JN	Non-routine analyte. Quantitation estimated.	ND	Not Detected at the Reporting Limit
S	Spike Recovery outside accepted recovery limits		

Centek Laboratories, LLC

Date: *22-Feb-11*

CLIENT:	Arcadis	**Client Sample ID:**	IA-VMP 7A
Lab Order:	C1101035	**Tag Number:**	564,382
Project:	Lockheed Martin NJ001014.0001	**Collection Date:**	1/24/2011
Lab ID:	C1101035-002A	**Matrix:**	AIR

Analyses	Result	**Limit	Qual	Units	DF	Date Analyzed
1UG/M3 W/ 0.25UG/M3 CT-TCE-VC		**TO-15**				Analyst: LL
Freon 12	1.9	0.75		ug/m3	1	1/26/2011 5:01:00 PM
Heptane	2.0	0.62		ug/m3	1	1/26/2011 5:01:00 PM
Hexachloro-1,3-butadiene	< 1.6	1.6		ug/m3	1	1/26/2011 5:01:00 PM
Hexane	2.0	0.54		ug/m3	1	1/26/2011 5:01:00 PM
Isopropyl alcohol	1200	120		ug/m3	320	1/28/2011 12:14:00 AM
m&p-Xylene	1.4	1.3		ug/m3	1	1/26/2011 5:01:00 PM
Methyl Butyl Ketone	< 1.2	1.2		ug/m3	1	1/26/2011 5:01:00 PM
Methyl Ethyl Ketone	4.3	0.90		ug/m3	1	1/26/2011 5:01:00 PM
Methyl Isobutyl Ketone	< 1.2	1.2		ug/m3	1	1/26/2011 5:01:00 PM
Methyl tert-butyl ether	< 0.55	0.55		ug/m3	1	1/26/2011 5:01:00 PM
Methylene chloride	1200	170		ug/m3	320	1/28/2011 12:14:00 AM
o-Xylene	< 0.66	0.66		ug/m3	1	1/26/2011 5:01:00 PM
Propylene	< 0.26	0.26		ug/m3	1	1/26/2011 5:01:00 PM
Styrene	0.56	0.65	J	ug/m3	1	1/26/2011 5:01:00 PM
Tetrachloroethylene	< 1.0	1.0		ug/m3	1	1/26/2011 5:01:00 PM
Tetrahydrofuran	95	3.6		ug/m3	8	1/28/2011 12:48:00 AM
Toluene	6.5	0.57		ug/m3	1	1/26/2011 5:01:00 PM
trans-1,2-Dichloroethene	< 0.60	0.60		ug/m3	1	1/26/2011 5:01:00 PM
trans-1,3-Dichloropropene	< 0.69	0.69		ug/m3	1	1/26/2011 5:01:00 PM
Trichloroethene	0.44	0.22		ug/m3	1	1/26/2011 5:01:00 PM
Vinyl acetate	3.9	0.54		ug/m3	1	1/26/2011 5:01:00 PM
Vinyl Bromide	< 0.67	0.67		ug/m3	1	1/26/2011 5:01:00 PM
Vinyl chloride	< 0.10	0.10		ug/m3	1	1/26/2011 5:01:00 PM

Qualifiers:

**	Reporting Limit	.	Results reported are not blank corrected
B	Analyte detected in the associated Method Blank	E	Value above quantitation range
H	Holding times for preparation or analysis exceeded	J	Analyte detected at or below quantitation limits
JN	Non-routine analyte. Quantitation estimated.	ND	Not Detected at the Reporting Limit
S	Spike Recovery outside accepted recovery limits		

Quantitation Report (QT Reviewed)

Data File : C:\MSDCHEM\1\DATA\BG012610.D Vial: 13
Acq On : 26 Jan 2011 5:01 pm Operator: LL
Sample : C1101035-002A Inst : MSD #2
Misc : 1ugm3 & 0.25TCE,CT,VNCL Sample Multiplr: 1.00
MS Integration Params: RTEINT.P
Quant Time: Jan 28 14:51:45 2011 Quant Results File: B118_1UG.RES

Quant Method : C:\MSDCHEM\1\METHODS\B118_1UG.M (RTE Integrator)
Title : TO-15 VOA Standards for 5 point calibration
Last Update : Wed Jan 26 14:01:48 2011
Response via : Initial Calibration
DataAcq Meth : B118_1UG

Internal Standards	R.T.	QIon	Response	Conc	Units		Dev(Min)
1) Bromochloromethane	7.88	128	18445	1.00	ppb		0.00
30) 1,4-difluorobenzene	10.18	114	60111	1.00	ppb		0.00
44) Chlorobenzene-d5	14.97	117	51549	1.00	ppb		0.00
System Monitoring Compounds							
57) Bromofluorobenzene	16.51	95	25308	0.92	ppb		0.00
Spiked Amount 1.000	Range 70 - 130		Recovery = 92.00%				
Target Compounds							Qvalue
3) Freon 12	3.13	85	42639	0.38	ppb		98
4) Chloromethane	3.27	50	12703	0.31	ppb		70
11) Freon 11	4.33	101	23895 I.L.	0.22	ppb		97
12) Acetone	4.59	58	112211m	9.07	ppb		
13) Isopropyl alcohol	4.64	45	12241862m	544.73	ppb		
16) Methylene chloride	5.34	84	5909793	208.60	ppb	#	83
22) Vinyl acetate	6.67	43	37898	1.10	ppb		83
23) Methyl Ethyl Ketone	7.37	43	27489m	1.43	ppb		
25) Hexane	7.07	41	19005	0.57	ppb	#	79
28) Tetrahydrofuran	8.32	42	408671m	56.64	ppb		
32) Cyclohexane	9.49	56	45793	1.51	ppb	#	66
33) Carbon tetrachloride	9.42	117	6124m	0.05	ppb		
34) Benzene	9.40	78	26827	0.31	ppb		95
37) Heptane	10.75	43	15327	0.48	ppb		85
38) Trichloroethene	10.87	130	4126m	0.08	ppb		
45) Toluene	13.07	92	64328	1.70	ppb		88
52) Ethylbenzene	15.27	91	7274	0.12	ppb		100
53) m&p-xylene	15.44	91	17447	0.31	ppb		96
54) Styrene	15.90	104	4418	0.13	ppb	#	62
61) 1,2,4-trimethylbenzene	17.53	105	8300	0.23	ppb		82
64) 1,4-dichlorobenzene	17.90	146	19594	0.47	ppb		82

(#) = qualifier out of range (m) = manual integration (+) = signals summed

Quantitation Report (QT Reviewed)

Data File : C:\MSDCHEM\1\DATA\BG012610.D Vial: 13
Acq On : 26 Jan 2011 5:01 pm Operator: LL
Sample : C1101035-002A Inst : MSD #2
Misc : 1ugm3 & 0.25TCE,CT,VNCL Sample Multiplr: 1.00
MS Integration Params: RTEINT.P
Quant Time: Jan 28 14:58 2011 Quant Results File: B118_1UG.RES

Method : C:\MSDCHEM\1\METHODS\B118_1UG.M (RTE Integrator)
Title : TO-15 VOA Standards for 5 point calibration
Last Update : Tue Feb 01 16:05:43 2011
Response via : Initial Calibration

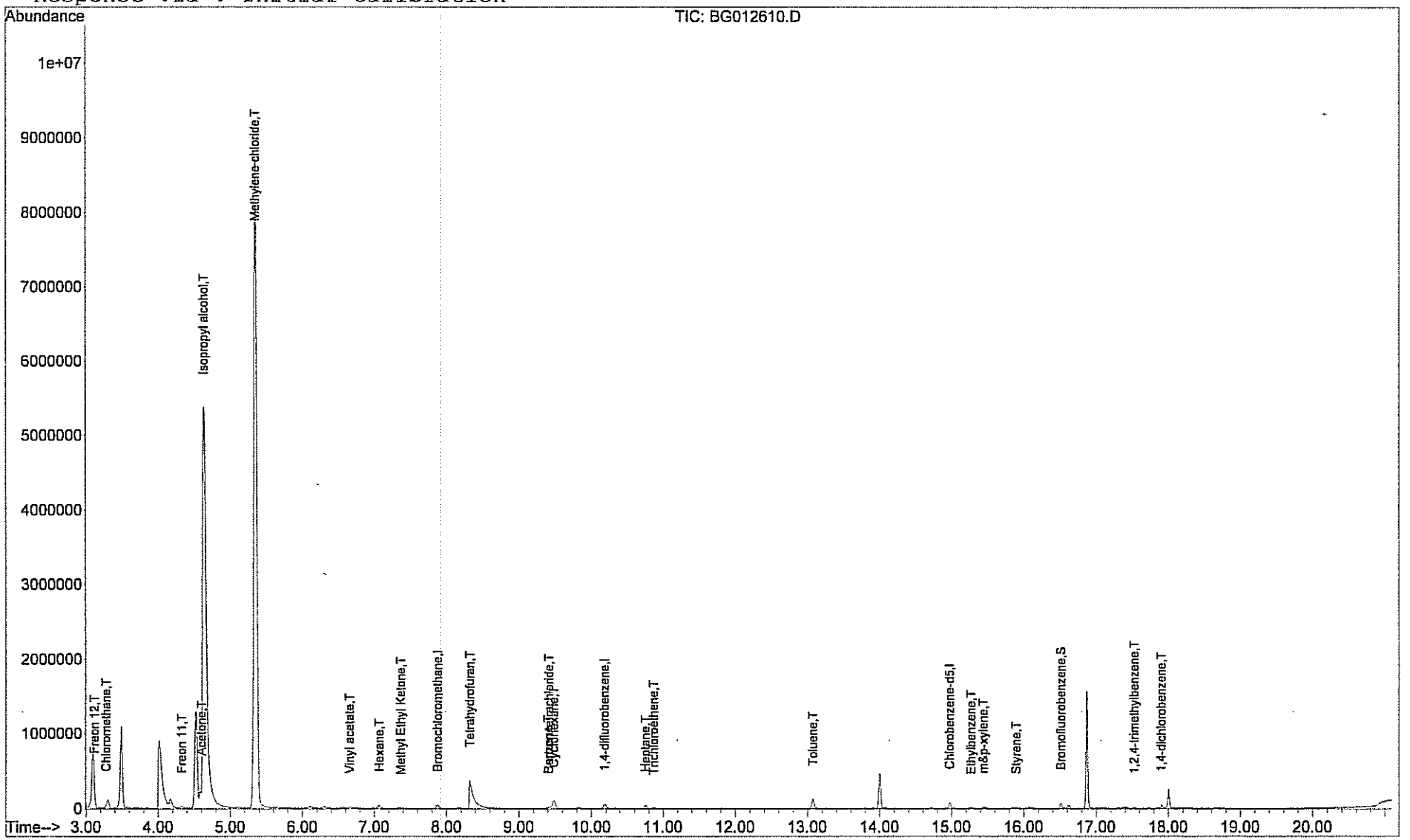

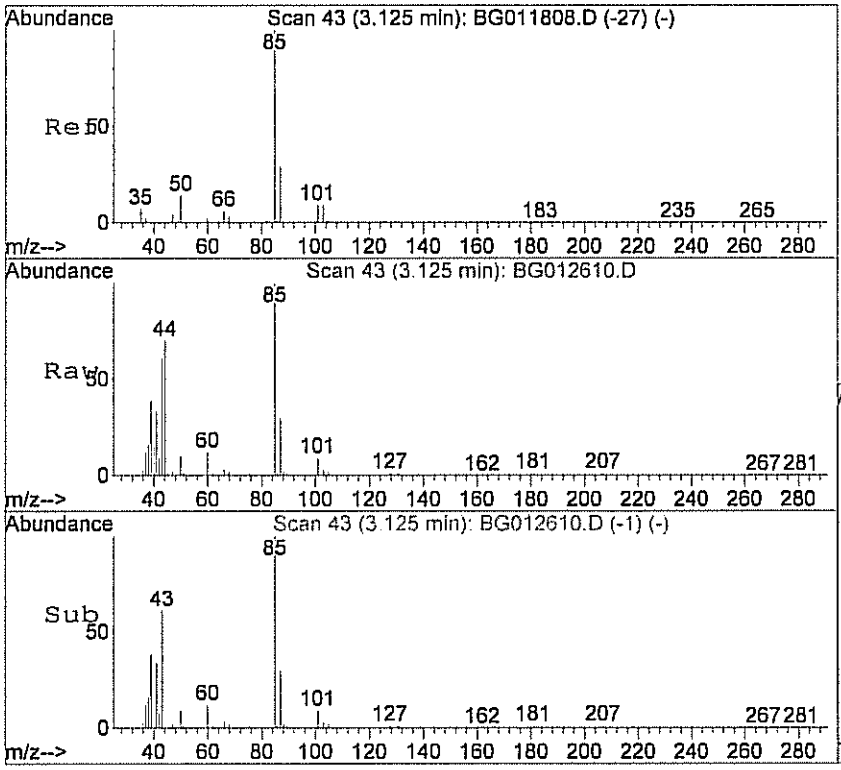

#3
Freon 12
Concen: 0.38 ppb
RT: 3.13 min Scan# 43
Delta R.T. 0.00 min
Lab File: BG012610.D
Acq: 26 Jan 2011 5:01 pm

Tgt Ion: 85 Resp: 42639

Ion	Ratio	Lower	Upper
85	100		
87	35.4	14.1	54.1

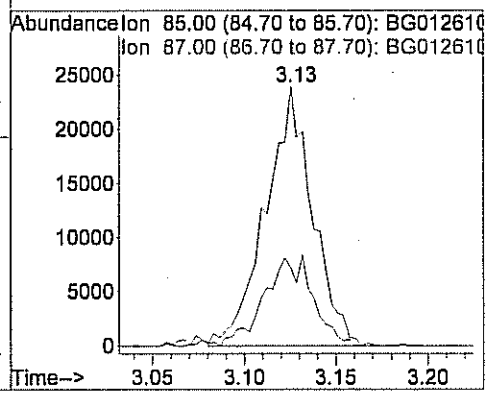

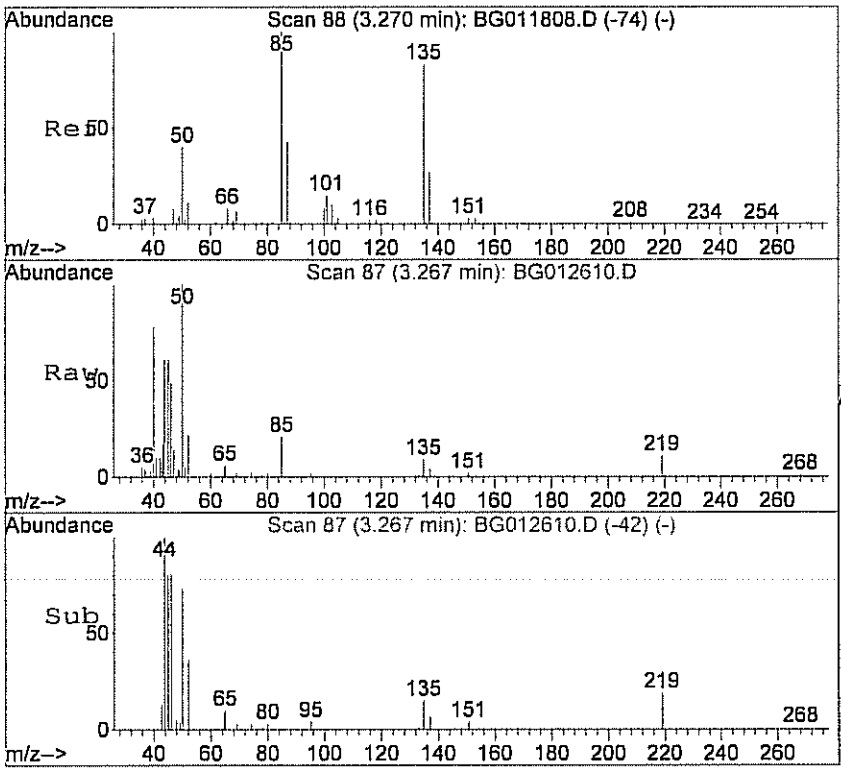

#4
Chloromethane
Concen: 0.31 ppb
RT: 3.27 min Scan# 87
Delta R.T. -0.01 min
Lab File: BG012610.D
Acq: 26 Jan 2011 5:01 pm

Tgt Ion: 50 Resp: 12703

Ion	Ratio	Lower	Upper
50	100		
52	29.9	0.0	36.8

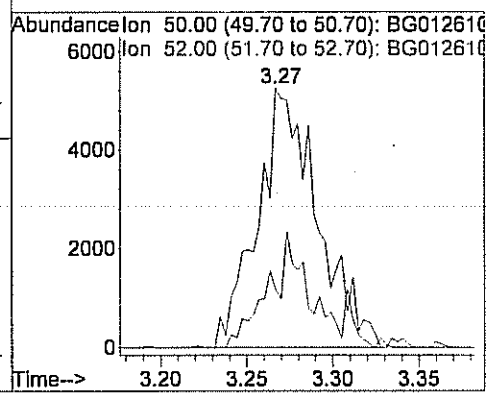

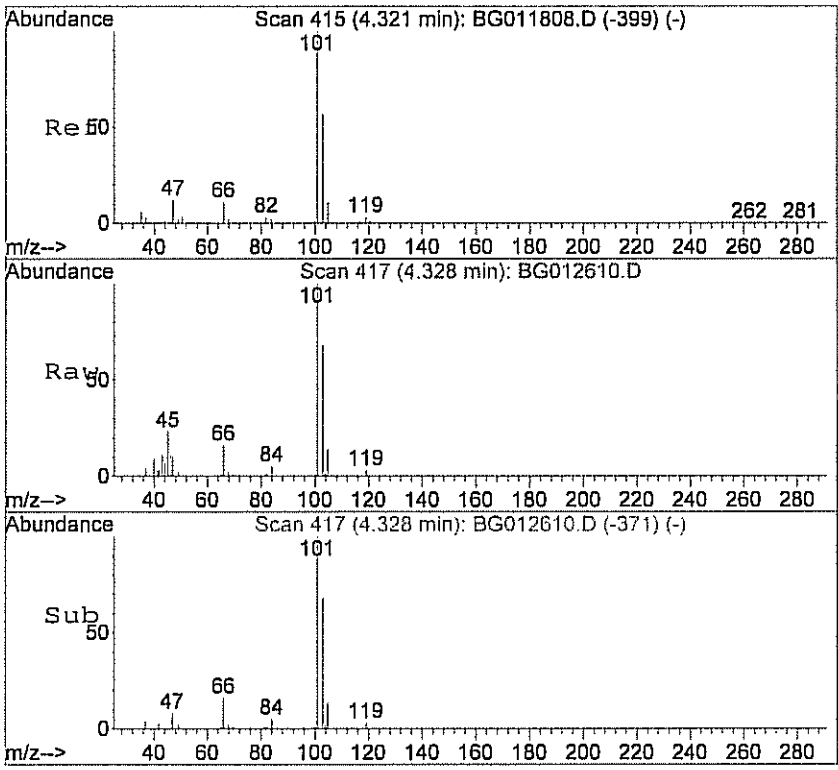

#11
Freon 11
Concen: 0.22 ppb
RT: 4.33 min Scan# 417
Delta R.T. -0.00 min
Lab File: BG012610.D
Acq: 26 Jan 2011 5:01 pm

Tgt Ion:101 Resp: 23895

Ion	Ratio	Lower	Upper
101	100		
103	66.3	49.2	89.2
105	7.1	0.0	27.9

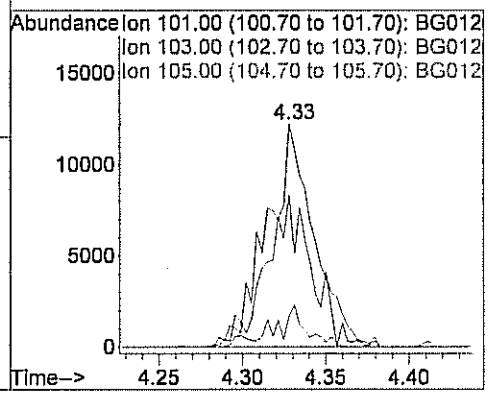

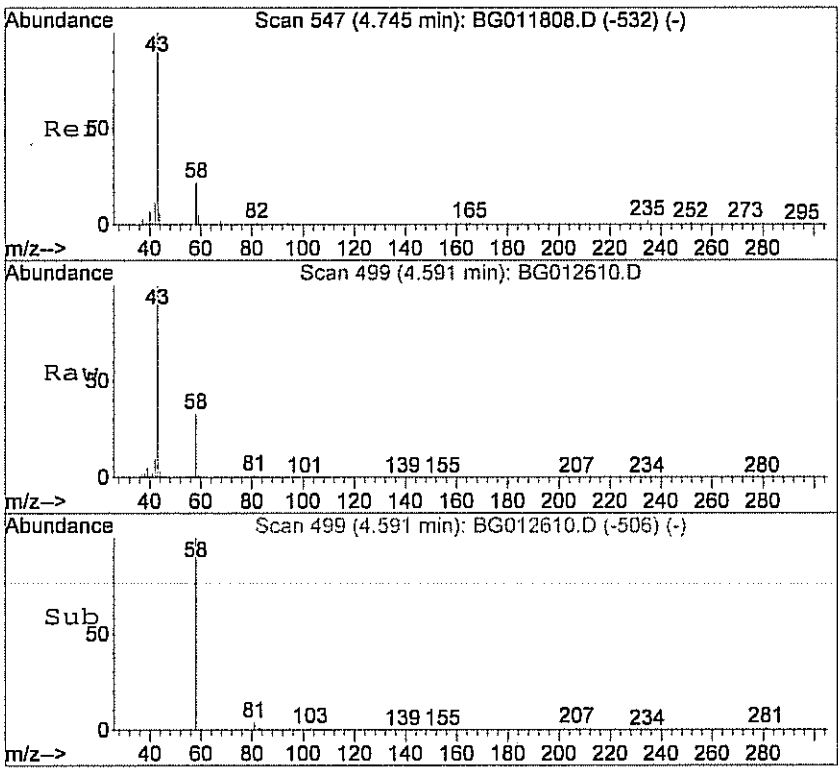

#12
Acetone
Concen: 9.07 ppb m
RT: 4.59 min Scan# 499
Delta R.T. -0.17 min
Lab File: BG012610.D
Acq: 26 Jan 2011 5:01 pm

Tgt Ion: 58 Resp: 112211

Ion	Ratio	Lower	Upper
58	100		
43	0.0	148.4	208.4#

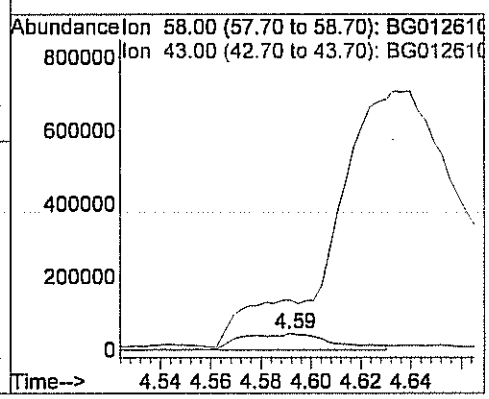

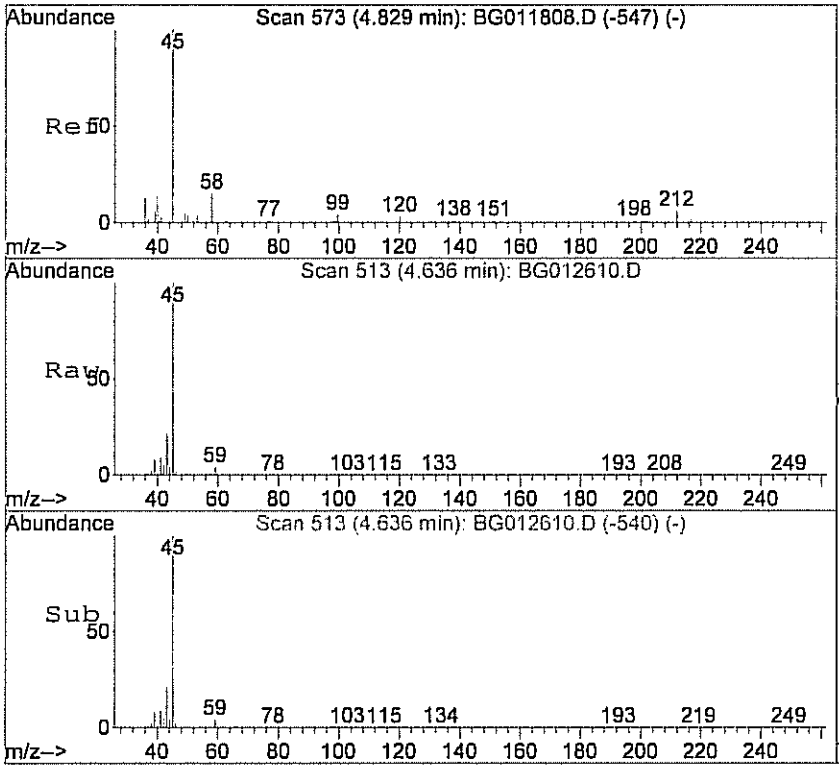

#13
Isopropyl alcohol
Concen: 544.73 ppb m
RT: 4.64 min Scan# 513
Delta R.T. -0.24 min
Lab File: BG012610.D
Acq: 26 Jan 2011 5:01 pm

Tgt Ion: 45 Resp:12241862

Ion	Ratio	Lower	Upper
45	100		
43	0.0	6.2	46.2#

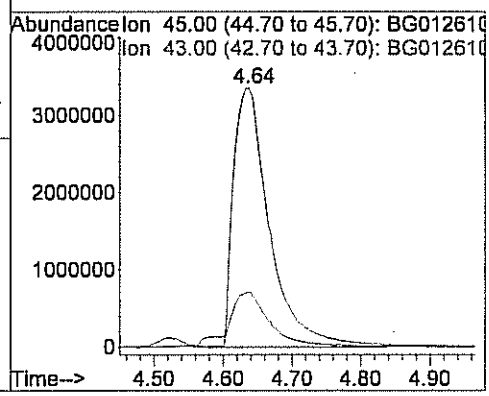

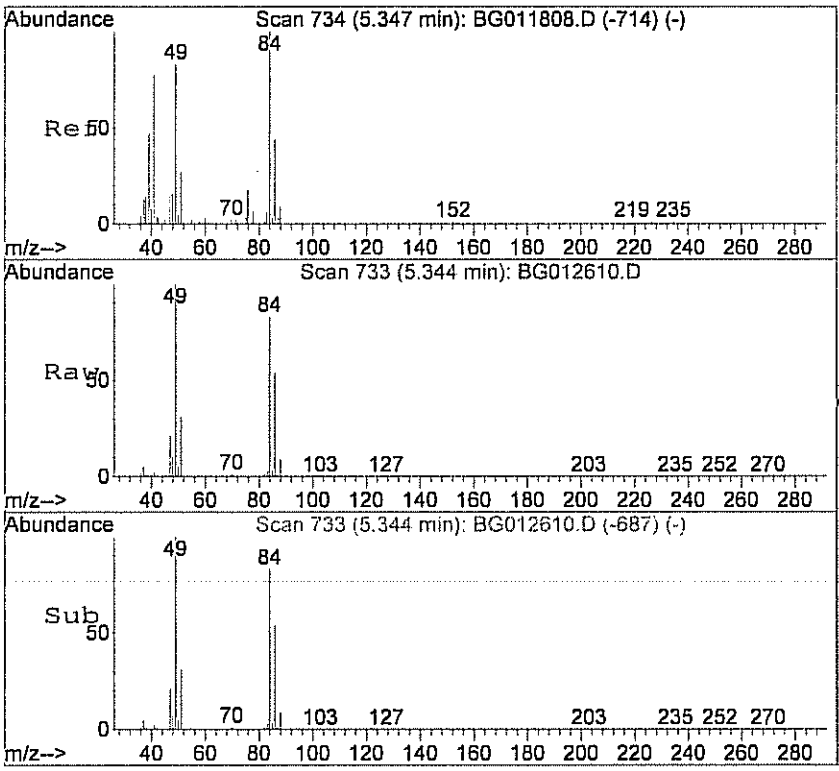

#16
Methylene chloride
Concen: 208.60 ppb
RT: 5.34 min Scan# 733
Delta R.T. -0.00 min
Lab File: BG012610.D
Acq: 26 Jan 2011 5:01 pm

Tgt Ion: 84 Resp: 5909793

Ion	Ratio	Lower	Upper
84	100		
49	122.7	82.7	122.7#
86	65.0	35.7	75.7

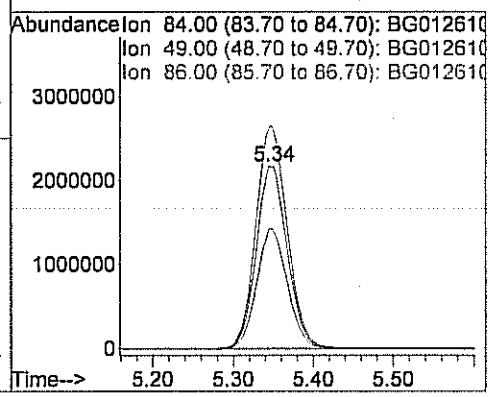

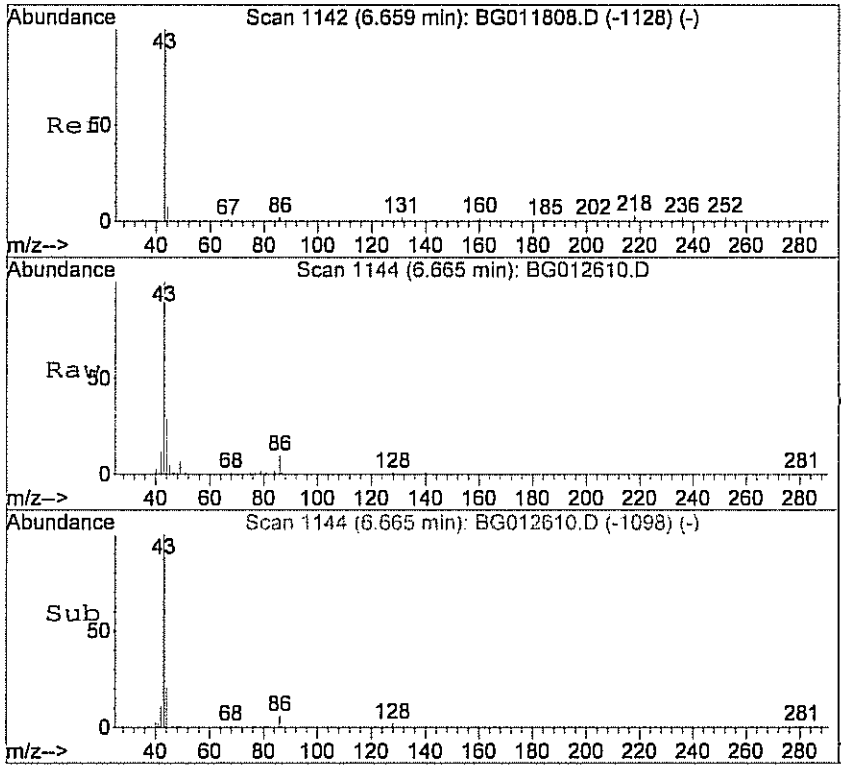

#22
Vinyl acetate
Concen: 1.10 ppb
RT: 6.67 min Scan# 1144
Delta R.T. -0.00 min
Lab File: BG012610.D
Acq: 26 Jan 2011 5:01 pm

Tgt Ion: 43 Resp: 37898

Ion	Ratio	Lower	Upper
43	100		
86	11.9	0.0	26.0

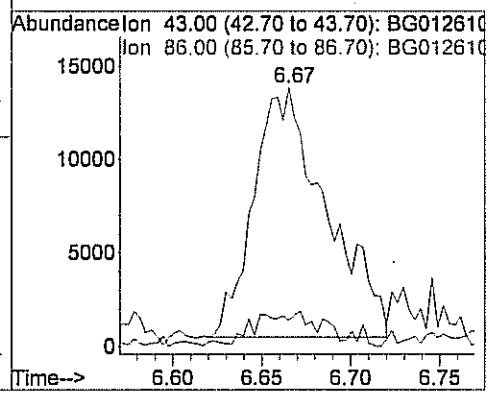

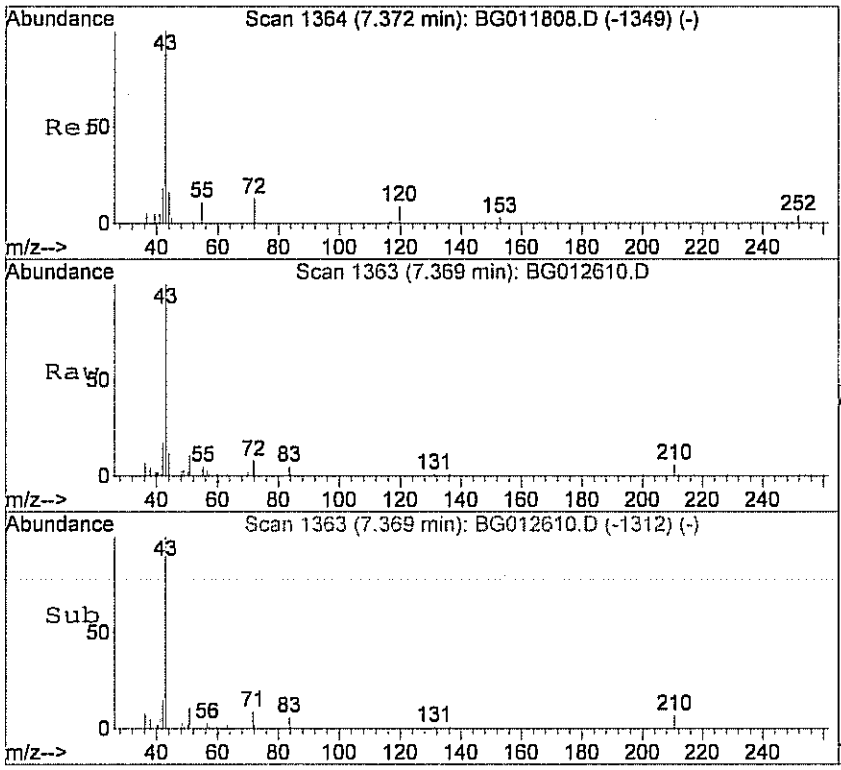

#23
Methyl Ethyl Ketone
Concen: 1.43 ppb m
RT: 7.37 min Scan# 1363
Delta R.T. 0.01 min
Lab File: BG012610.D
Acq: 26 Jan 2011 5:01 pm

Tgt Ion: 43 Resp: 27489

Ion	Ratio	Lower	Upper
43	100		
57	0.7	0.0	20.0
72	0.0	0.0	20.0

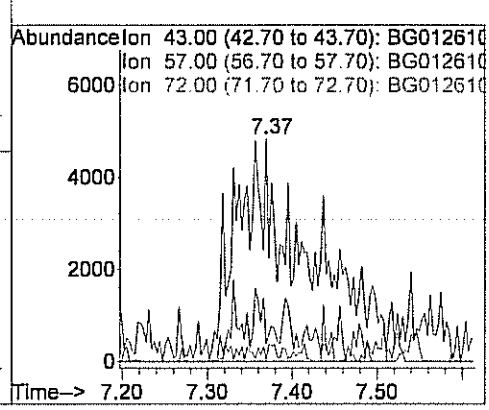

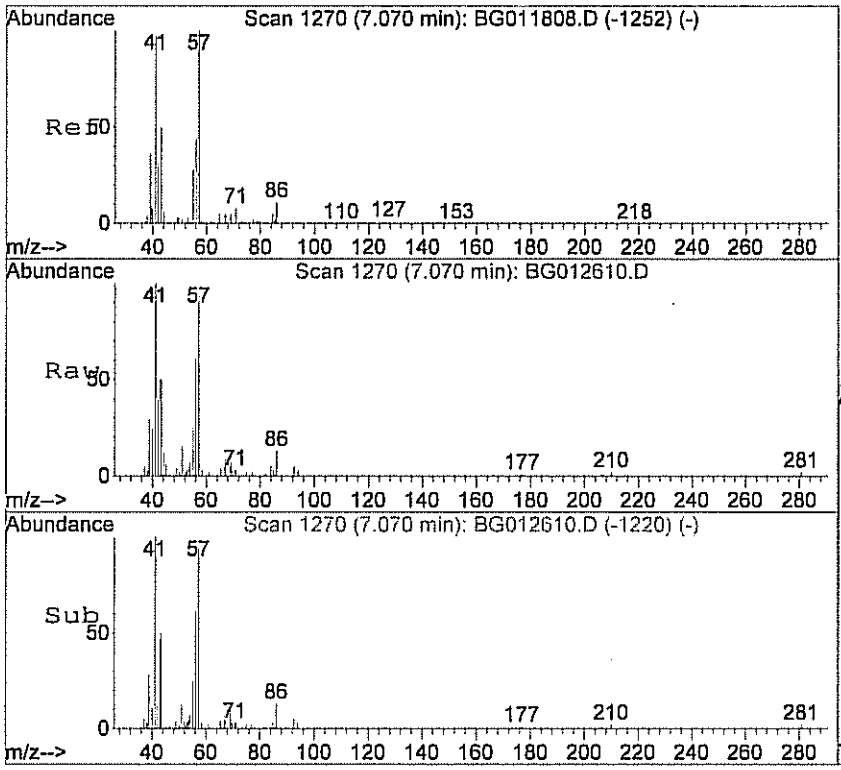

#25
Hexane
Concen: 0.57 ppb
RT: 7.07 min Scan# 1270
Delta R.T. 0.01 min
Lab File: BG012610.D
Acq: 26 Jan 2011 5:01 pm

Tgt Ion: 41 Resp: 19005

Ion	Ratio	Lower	Upper
41	100		
57	98.8	67.3	107.3
43	67.2	22.9	62.9#

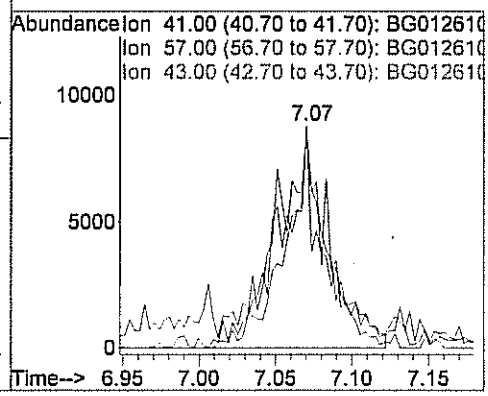

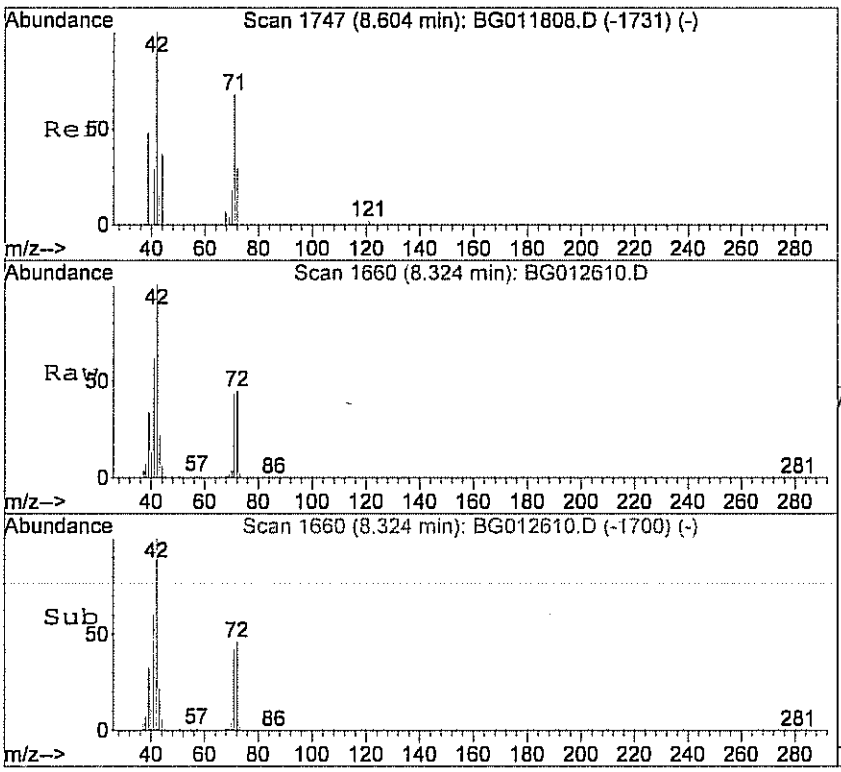

#28
Tetrahydrofuran
Concen: 56.64 ppb m
RT: 8.32 min Scan# 1660
Delta R.T. -0.28 min
Lab File: BG012610.D
Acq: 26 Jan 2011 5:01 pm

Tgt Ion: 42 Resp: 408671

Ion	Ratio	Lower	Upper
42	100		
71	0.0	9.8	49.8#
72	1.0	0.0	30.6

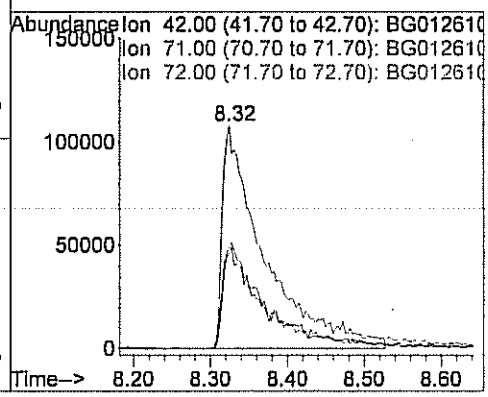

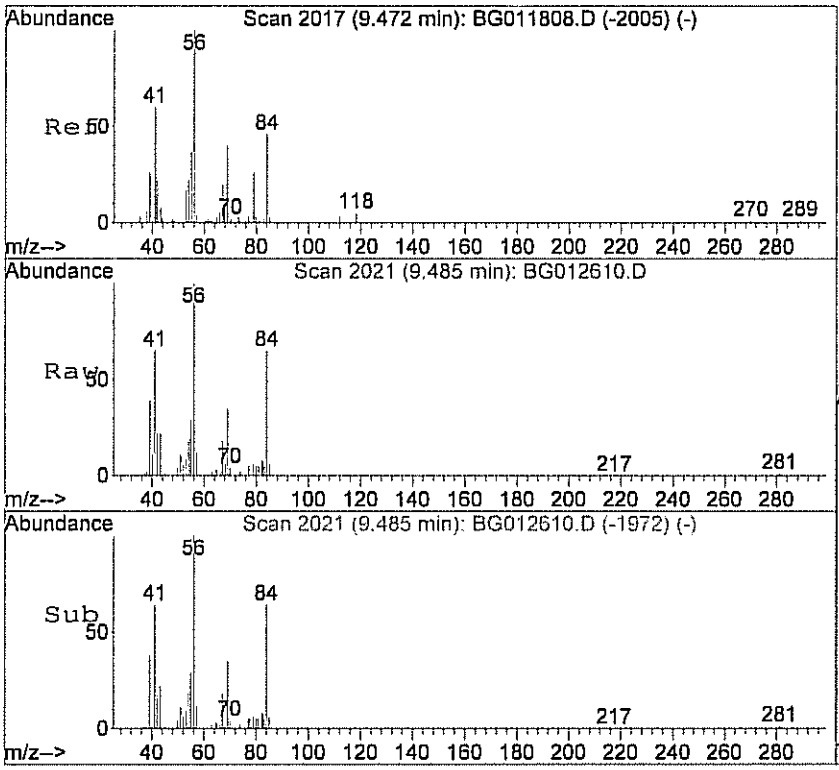

#32
Cyclohexane
Concen: 1.51 ppb
RT: 9.49 min Scan# 2021
Delta R.T. 0.01 min
Lab File: BG012610.D
Acq: 26 Jan 2011 5:01 pm

Tgt Ion: 56 Resp: 45793

Ion	Ratio	Lower	Upper
56	100		
41	76.6	40.6	80.6
84	86.2	31.3	71.3#

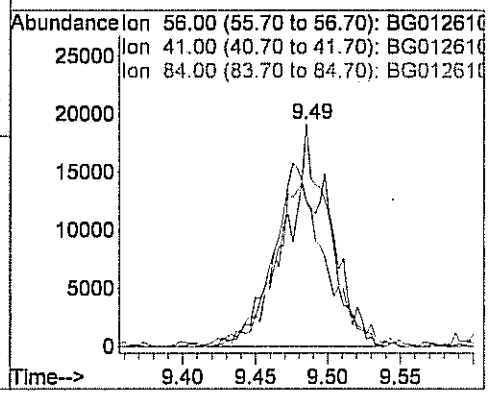

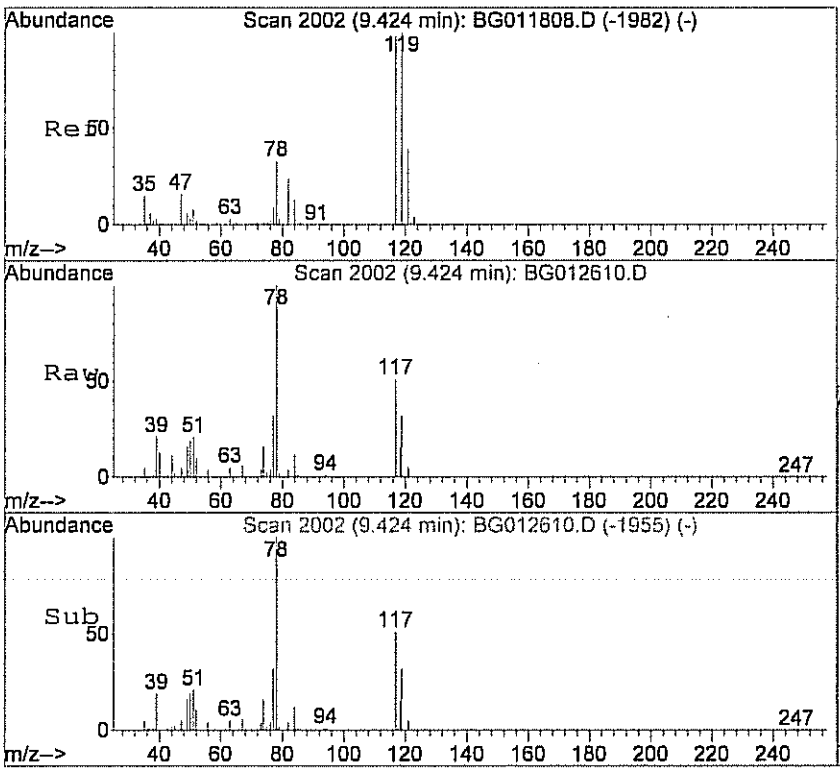

#33
Carbon tetrachloride
Concen: 0.05 ppb m
RT: 9.42 min Scan# 2002
Delta R.T. 0.00 min
Lab File: BG012610.D
Acq: 26 Jan 2011 5:01 pm

Tgt Ion:117 Resp: 6124

Ion	Ratio	Lower	Upper
117	100		
119	87.5	64.1	104.1

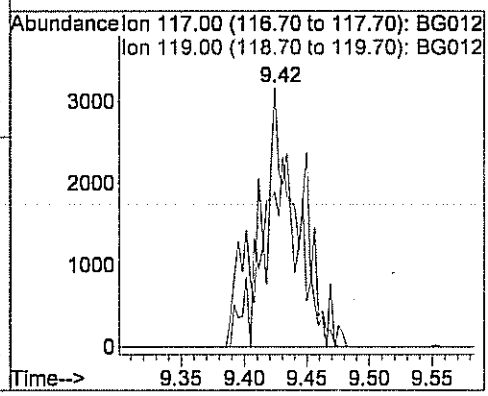

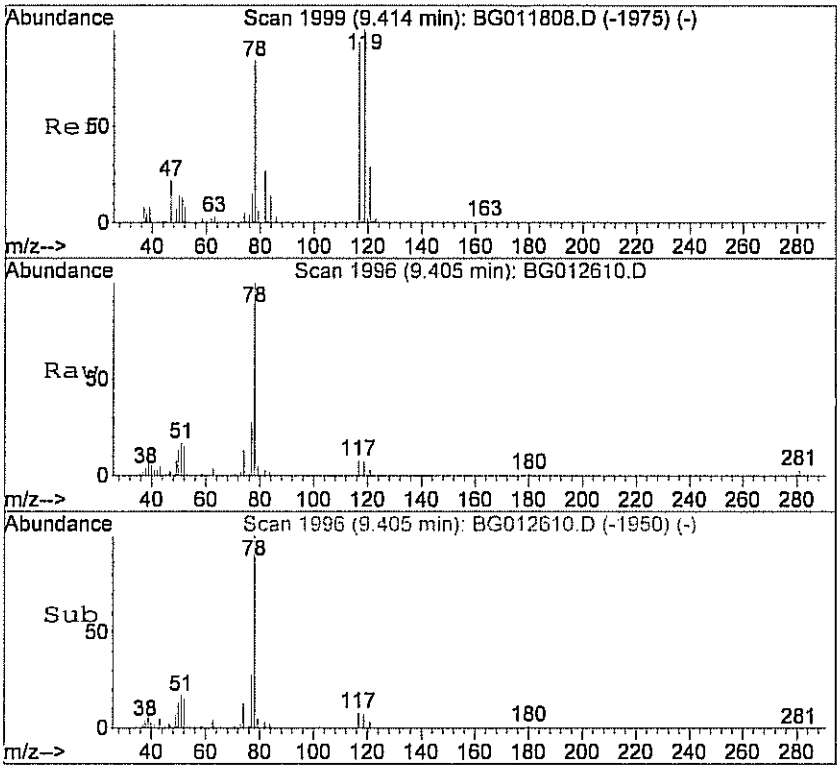

#34
Benzene
Concen: 0.31 ppb
RT: 9.40 min Scan# 1996
Delta R.T. -0.00 min
Lab File: BG012610.D
Acq: 26 Jan 2011 5:01 pm

Tgt Ion: 78 Resp: 26827

Ion	Ratio	Lower	Upper
78	100		
77	21.0	2.4	42.4
51	22.4	0.0	38.9

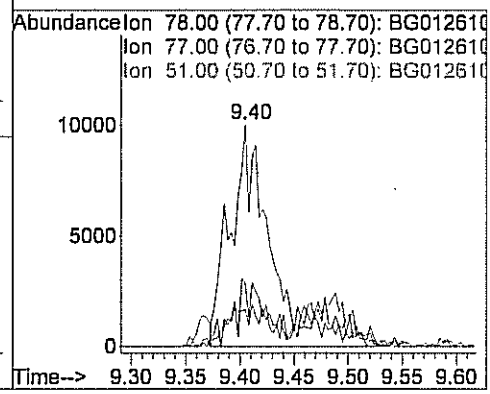

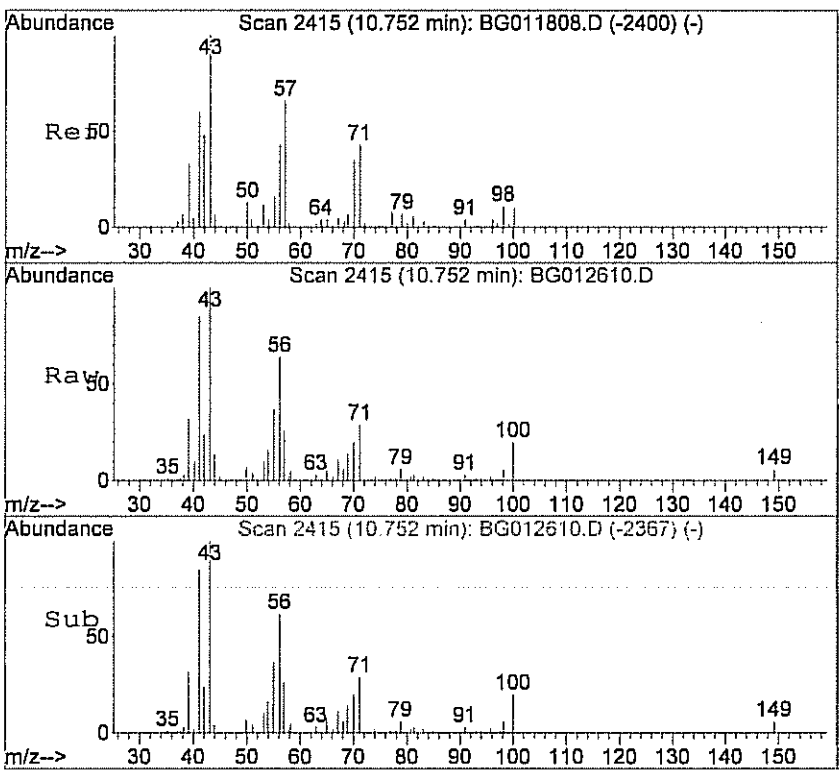

#37
Heptane
Concen: 0.48 ppb
RT: 10.75 min Scan# 2415
Delta R.T. 0.00 min
Lab File: BG012610.D
Acq: 26 Jan 2011 5:01 pm

Tgt Ion: 43 Resp: 15327

Ion	Ratio	Lower	Upper
43	100		
57	66.1	40.1	80.1
71	44.6	41.4	81.4

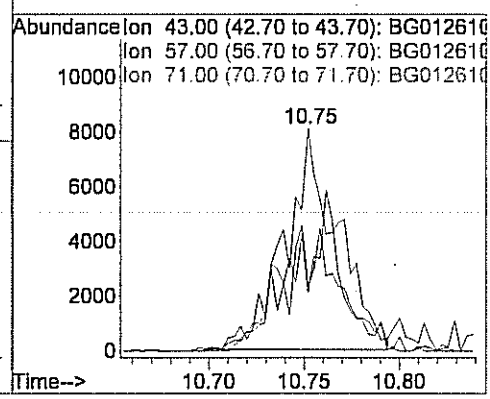

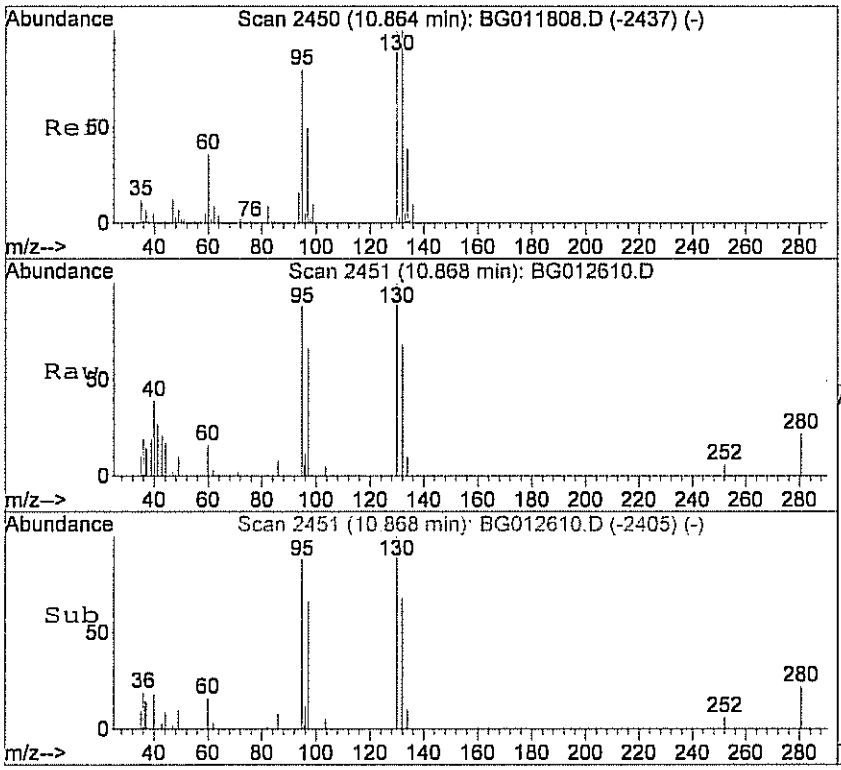

#38
Trichloroethene
Concen: 0.08 ppb m
RT: 10.87 min Scan# 2451
Delta R.T. -0.00 min
Lab File: BG012610.D
Acq: 26 Jan 2011 5:01 pm

Tgt Ion:130 Resp: 4126

Ion	Ratio	Lower	Upper
130	100		
132	61.8	63.9	103.9#
95	82.4	53.8	93.8

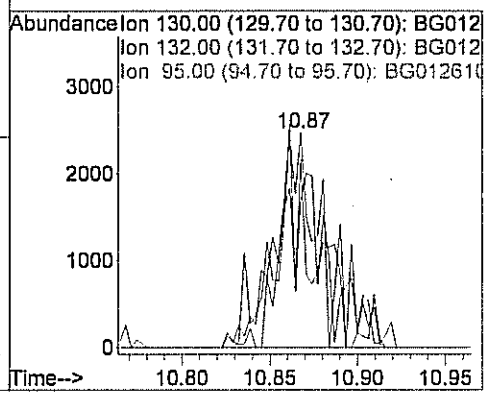

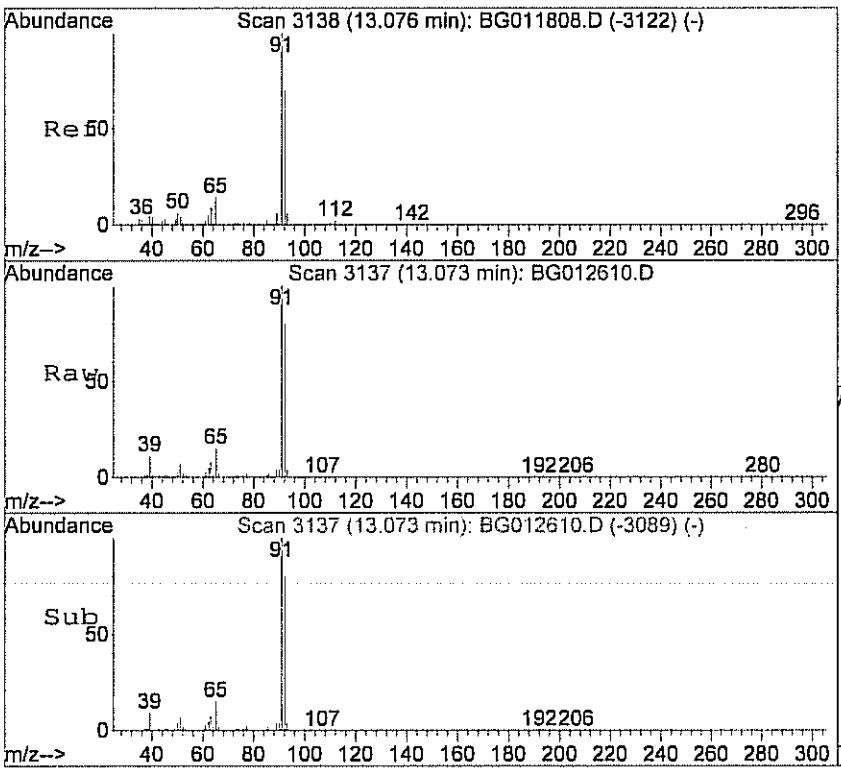

#45
Toluene
Concen: 1.70 ppb
RT: 13.07 min Scan# 3137
Delta R.T. 0.00 min
Lab File: BG012610.D
Acq: 26 Jan 2011 5:01 pm

Tgt Ion: 92 Resp: 64328

Ion	Ratio	Lower	Upper
92	100		
91	156.7	121.5	161.5

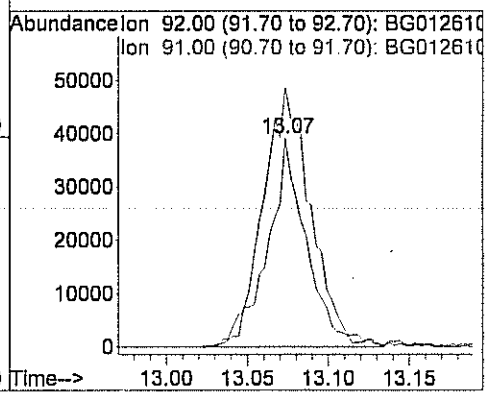

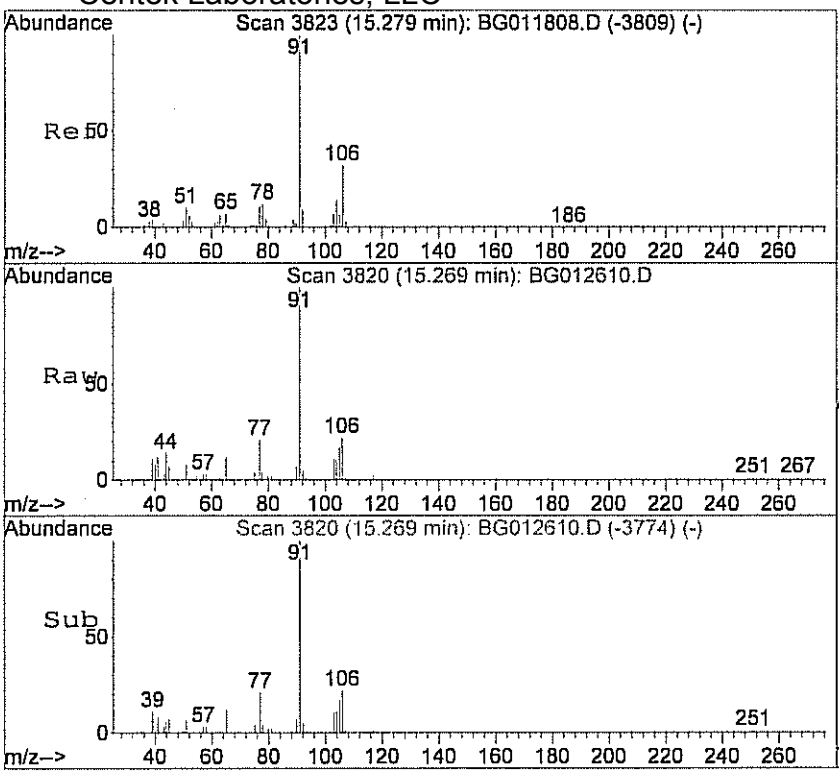

#52
Ethylbenzene
Concen: 0.12 ppb
RT: 15.27 min Scan# 3820
Delta R.T. -0.00 min
Lab File: BG012610.D
Acq: 26 Jan 2011 5:01 pm

Tgt Ion: 91 Resp: 7274

Ion	Ratio	Lower	Upper
91	100		
106	41.3	21.0	61.0

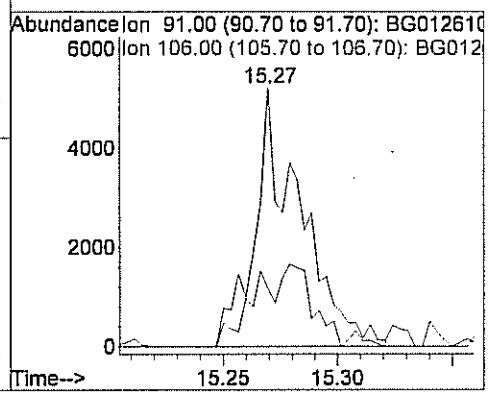

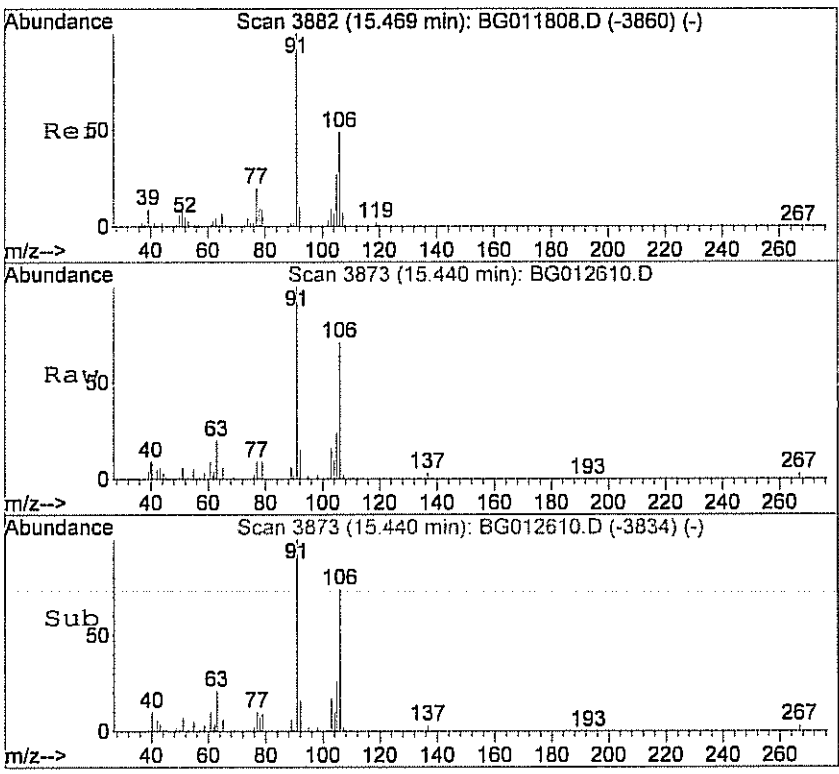

#53
m&p-xylene
Concen: 0.31 ppb
RT: 15.44 min Scan# 3873
Delta R.T. -0.03 min
Lab File: BG012610.D
Acq: 26 Jan 2011 5:01 pm

Tgt Ion: 91 Resp: 17447

Ion	Ratio	Lower	Upper
91	100		
106	57.1	34.5	74.5

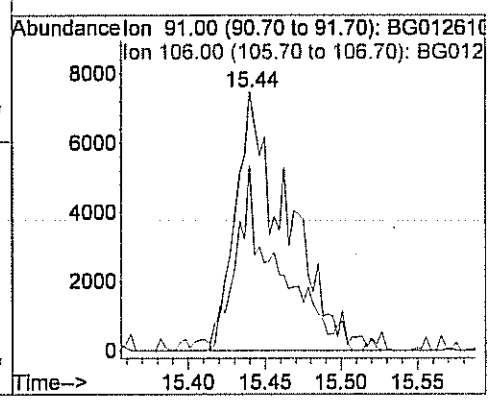

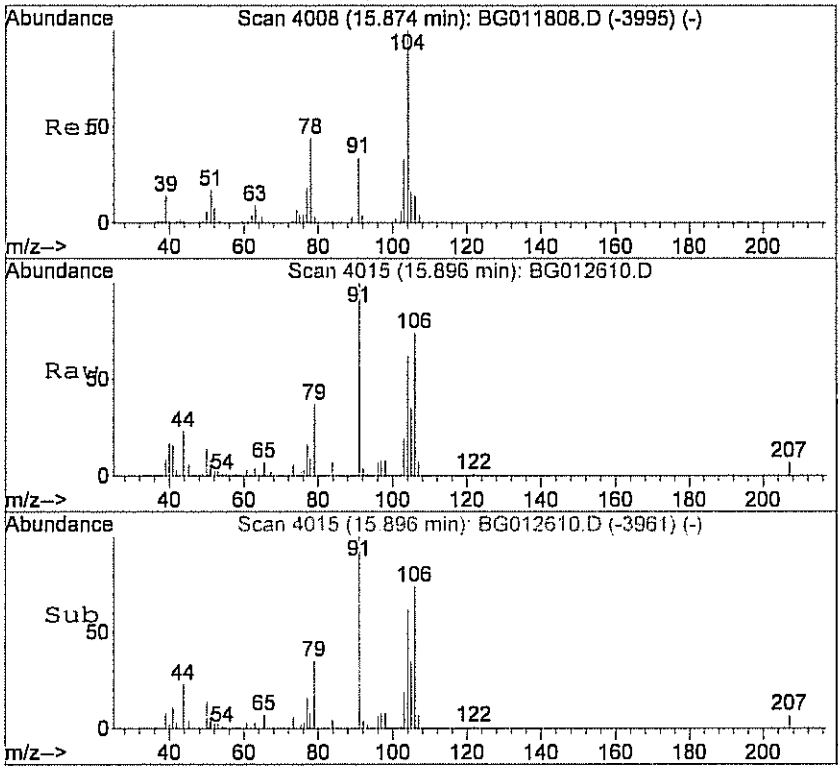

#54
Styrene
Concen: 0.13 ppb
RT: 15.90 min Scan# 4015
Delta R.T. 0.02 min
Lab File: BG012610.D
Acq: 26 Jan 2011 5:01 pm

Tgt Ion:104 Resp: 4418

Ion	Ratio	Lower	Upper
104	100		
78	11.5	13.1	53.1#

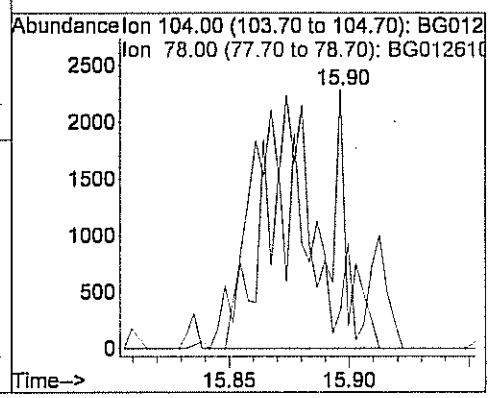

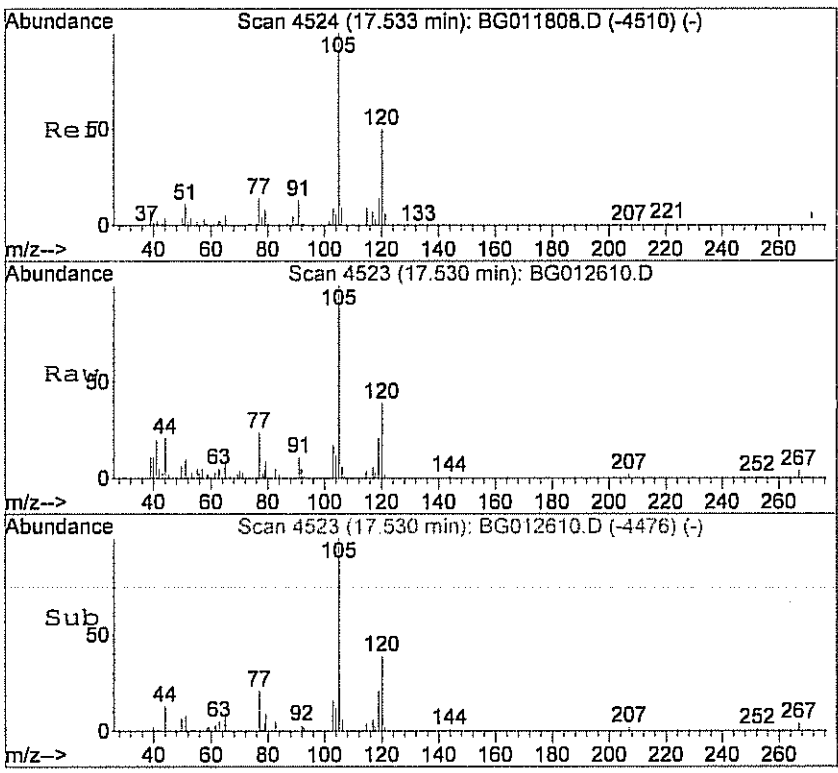

#61
1,2,4-trimethylbenzene
Concen: 0.23 ppb
RT: 17.53 min Scan# 4523
Delta R.T. 0.00 min
Lab File: BG012610.D
Acq: 26 Jan 2011 5:01 pm

Tgt Ion:105 Resp: 8300

Ion	Ratio	Lower	Upper
105	100		
120	56.9	52.0	92.0

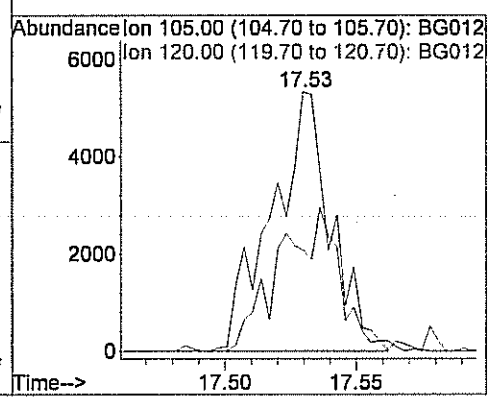

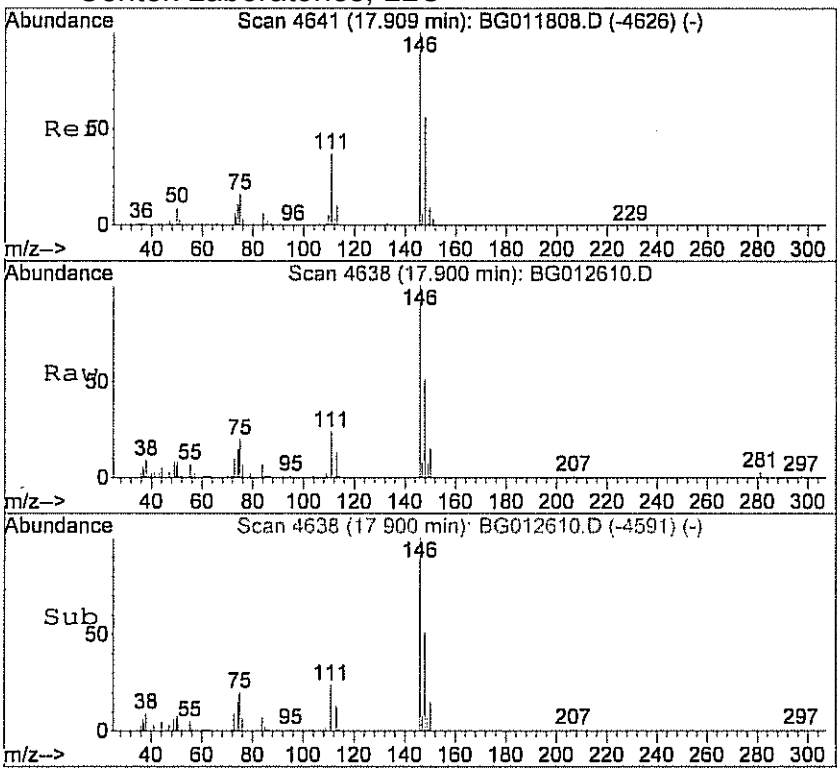

#64
1,4-dichlorobenzene
Concen: 0.47 ppb
RT: 17.90 min Scan# 4638
Delta R.T. 0.00 min
Lab File: BG012610.D
Acq: 26 Jan 2011 5:01 pm

Tgt Ion:146 Resp: 19594

Ion	Ratio	Lower	Upper
146	100		
148	69.3	35.1	75.1
111	40.6	12.4	52.4

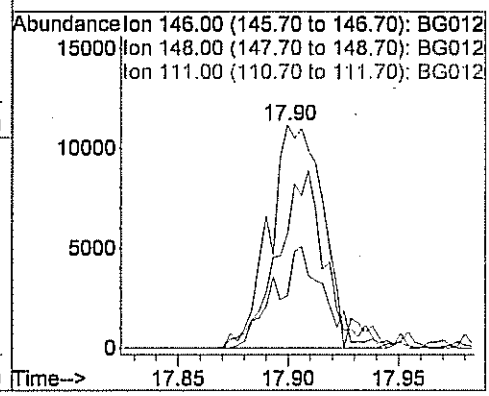

Quantitation Report (QT Reviewed)

Data File : C:\MSDCHEM\1\DATA\BG012722.D Vial: 13
Acq On : 28 Jan 2011 12:48 am Operator: LL
Sample : C1101035-002A 8X Inst : MSD #2
Misc : 1ugm3 & 0.25TCE,CT,VNCL Sample Multiplr: 1.00
MS Integration Params: RTEINT.P
Quant Time: Jan 31 14:36:13 2011 Quant Results File: B118_1UG.RES

Quant Method : C:\MSDCHEM\1\METHODS\B118_1UG.M (RTE Integrator)
Title : TO-15 VOA Standards for 5 point calibration
Last Update : Wed Jan 26 14:01:48 2011
Response via : Initial Calibration
DataAcq Meth : B118_1UG

Internal Standards	R.T.	QIon	Response	Conc	Units		Dev(Min)
1) Bromochloromethane	7.87	128	15164	1.00	ppb		0.00
30) 1,4-difluorobenzene	10.19	114	32507	1.00	ppb		0.00
44) Chlorobenzene-d5	14.97	117	31802	1.00	ppb		0.00
System Monitoring Compounds							
57) Bromofluorobenzene	16.51	95	15279	0.90	ppb		0.00
Spiked Amount 1.000	Range 70 - 130		Recovery = 90.00%				
Target Compounds							Qvalue
12) Acetone	4.63	58	11662m	1.15	ppb		
13) Isopropyl alcohol	4.64	45	1099203m	59.49	ppb		
16) Methylene chloride	5.35	84	582647	25.02	ppb		83
28) Tetrahydrofuran	8.48	42	23431m	3.95	ppb		
45) Toluene	13.09	92	4202	0.18	ppb	#	83

(#) = qualifier out of range (m) = manual integration (+) = signals summed

Quantitation Report (QT Reviewed)

Data File : C:\MSDCHEM\1\DATA\BG012722.D Vial: 13
Acq On : 28 Jan 2011 12:48 am Operator: LL
Sample : C1101035-002A 8X Inst : MSD #2
Misc : 1ugm3 & 0.25TCE,CT,VNCL Sample Multiplr: 1.00
MS Integration Params: RTEINT.P
Quant Time: Jan 31 14:46 2011 Quant Results File: B118_1UG.RES

Method : C:\MSDCHEM\1\METHODS\B118_1UG.M (RTE Integrator)
Title : TO-15 VOA Standards for 5 point calibration
Last Update : Tue Feb 01 16:05:43 2011
Response via : Initial Calibration

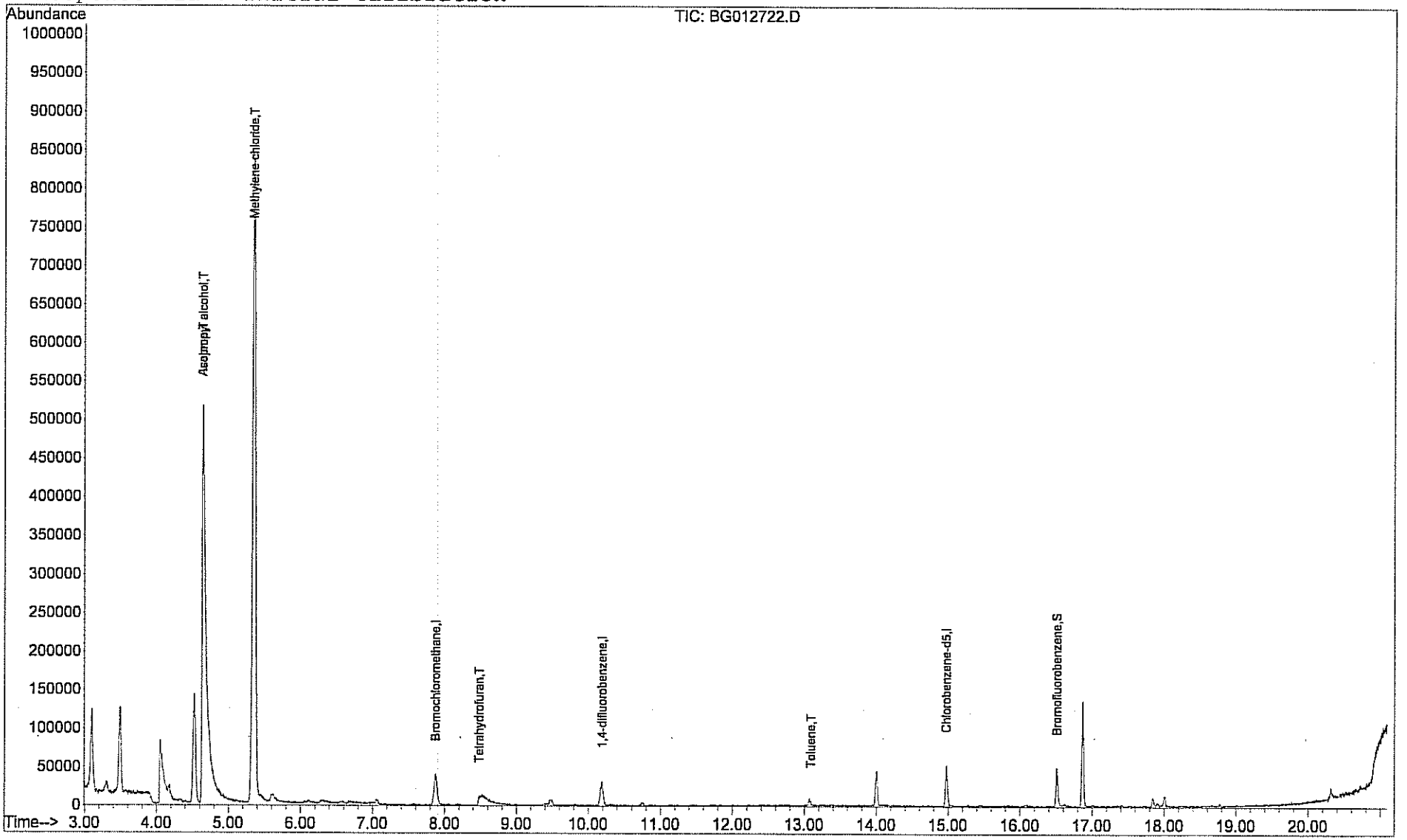

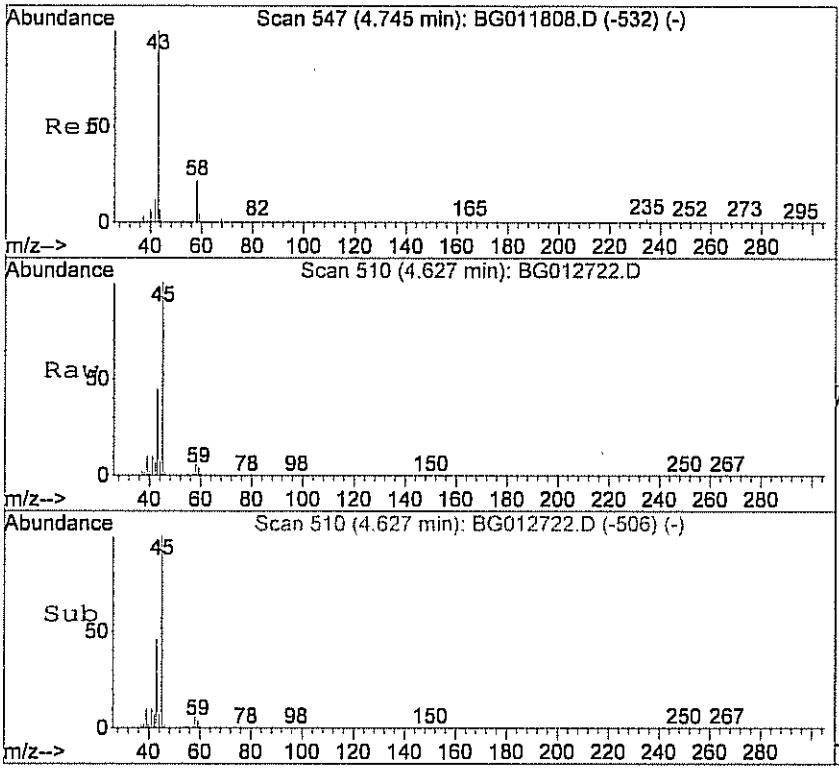

#12
Acetone
Concen: 1.15 ppb m
RT: 4.63 min Scan# 510
Delta R.T. -0.14 min
Lab File: BG012722.D
Acq: 28 Jan 2011 12:48 am

Tgt Ion: 58 Resp: 11662

Ion	Ratio	Lower	Upper
58	100		
43	0.0	148.4	208.4#

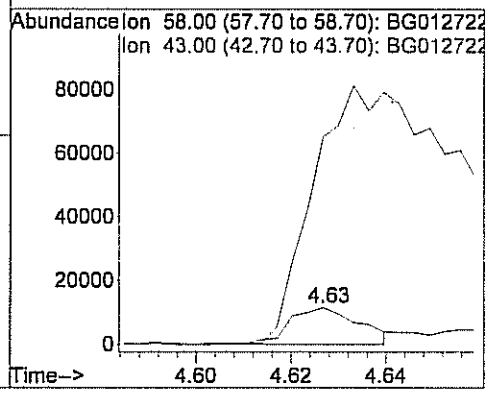

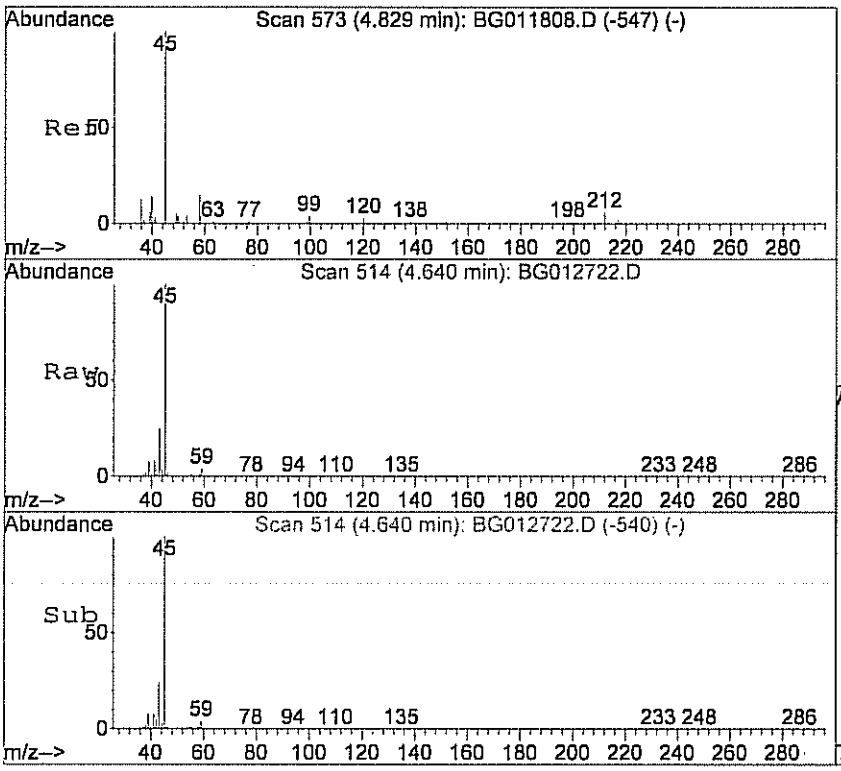

#13
Isopropyl alcohol
Concen: 59.49 ppb m
RT: 4.64 min Scan# 514
Delta R.T. -0.23 min
Lab File: BG012722.D
Acq: 28 Jan 2011 12:48 am

Tgt Ion: 45 Resp: 1099203

Ion	Ratio	Lower	Upper
45	100		
43	0.0	6.2	46.2#

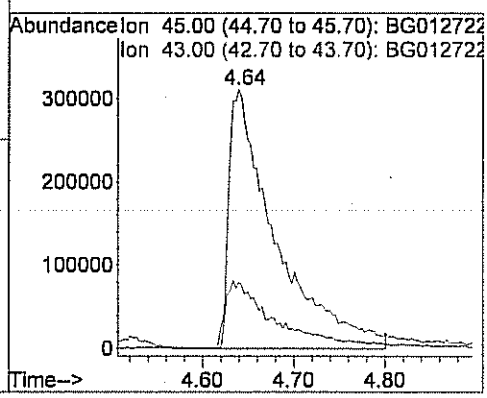

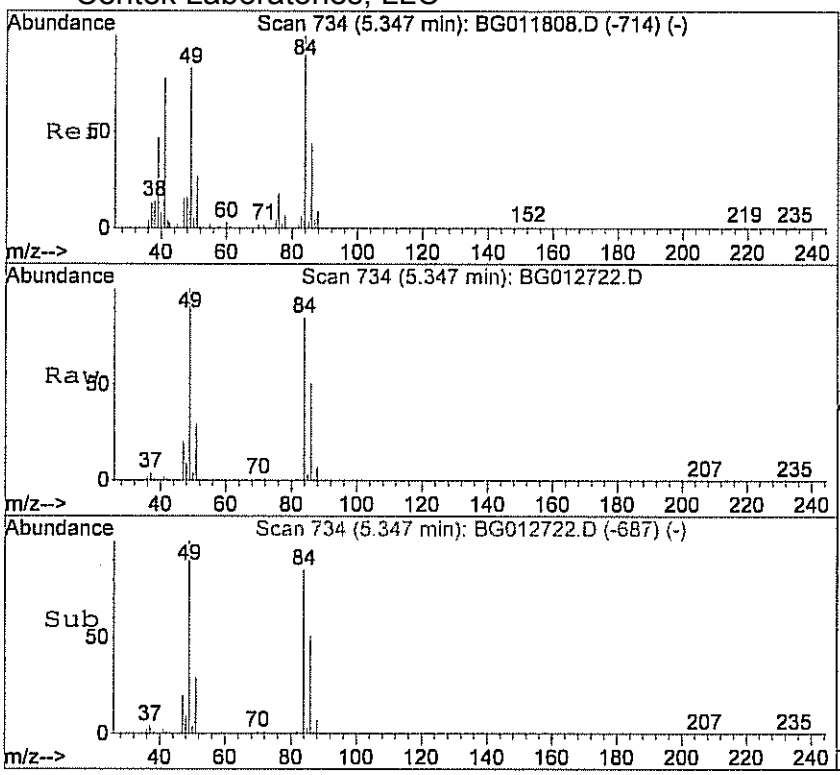

#16
Methylene chloride
Concen: 25.02 ppb
RT: 5.35 min Scan# 734
Delta R.T. -0.00 min
Lab File: BG012722.D
Acq: 28 Jan 2011 12:48 am

Tgt Ion: 84 Resp: 582647

Ion	Ratio	Lower	Upper
84	100		
49	122.3	82.7	122.7
86	64.2	35.7	75.7

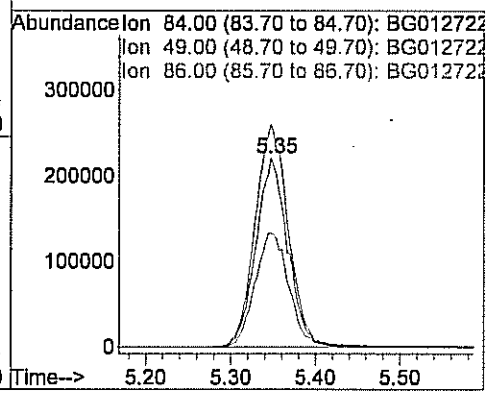

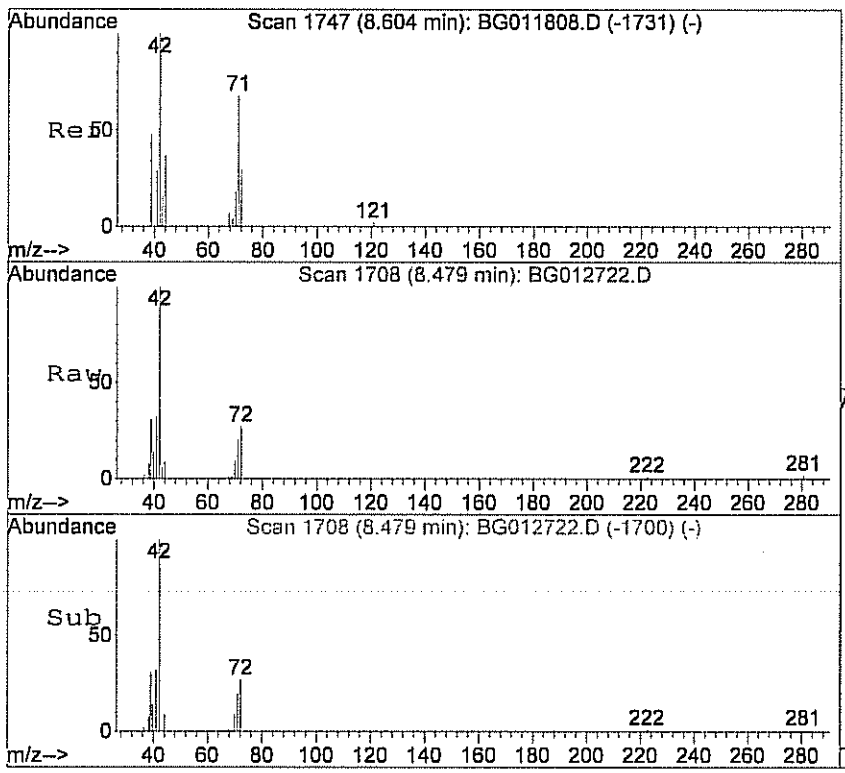

#28
Tetrahydrofuran
Concen: 3.95 ppb m
RT: 8.48 min Scan# 1708
Delta R.T. -0.13 min
Lab File: BG012722.D
Acq: 28 Jan 2011 12:48 am

Tgt Ion: 42 Resp: 23431

Ion	Ratio	Lower	Upper
42	100		
71	0.6	9.8	49.8#
72	2.6	0.0	30.6

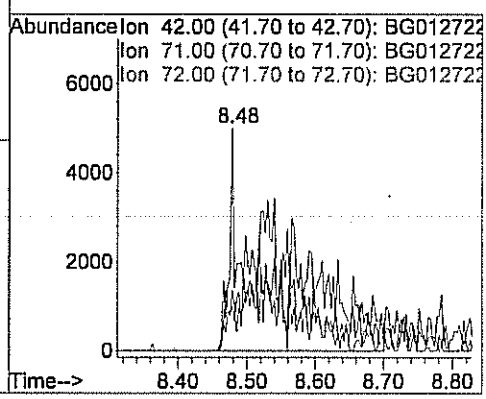

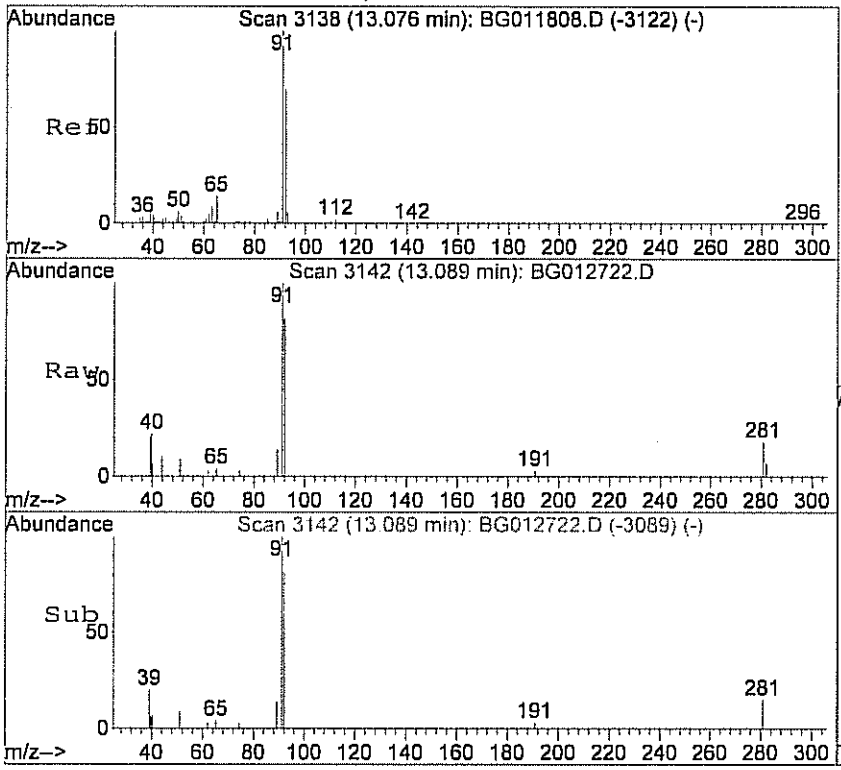

#45
Toluene
Concen: 0.18 ppb
RT: 13.09 min Scan# 3142
Delta R.T. 0.02 min
Lab File: BG012722.D
Acq: 28 Jan 2011 12:48 am

Tgt Ion: 92 Resp: 4202

Ion	Ratio	Lower	Upper
92	100		
91	162.3	121.5	161.5#

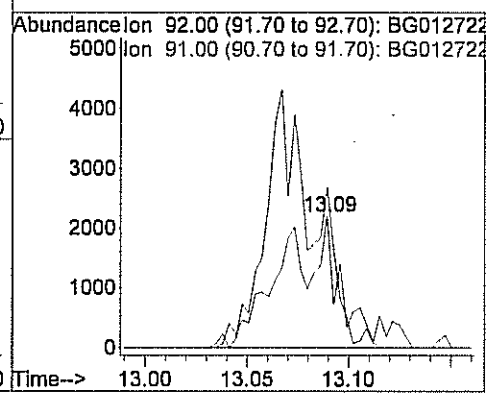

Quantitation Report (QT Reviewed)

Data File : C:\MSDCHEM\1\DATA\BG012721.D Vial: 13
Acq On : 28 Jan 2011 12:14 am Operator: LL
Sample : C1101035-002A 320X Inst : MSD #2
Misc : 1ugm3 & 0.25TCE,CT,VNCL Sample Multiplr: 1.00
MS Integration Params: RTEINT.P
Quant Time: Jan 31 14:42:33 2011 Quant Results File: B118_1UG.RES

Quant Method : C:\MSDCHEM\1\METHODS\B118_1UG.M (RTE Integrator)
Title : TO-15 VOA Standards for 5 point calibration
Last Update : Wed Jan 26 14:01:48 2011
Response via : Initial Calibration
DataAcq Meth : B118_1UG

Internal Standards	R.T.	QIon	Response	Conc	Units	Dev(Min)
1) Bromochloromethane	7.87	128	13310	1.00	ppb	0.00
30) 1,4-difluorobenzene	10.19	114	29677	1.00	ppb	0.01
44) Chlorobenzene-d5	14.97	117	30717	1.00	ppb	0.00
System Monitoring Compounds						
57) Bromofluorobenzene	16.51	95	15534m	0.94	ppb	-0.01
Spiked Amount 1.000	Range 70 - 130		Recovery = 94.00%			
Target Compounds						Qvalue
13) Isopropyl alcohol	4.85	45	25248	1.56	ppb	65
16) Methylene chloride	5.35	84	22379	1.09	ppb	91

(#) = qualifier out of range (m) = manual integration (+) = signals summed

Quantitation Report (QT Reviewed)

Data File : C:\MSDCHEM\1\DATA\BG012721.D
Acq On : 28 Jan 2011 12:14 am
Sample : C1101035-002A 320X
Misc : 1ugm3 & 0.25TCE,CT,VNCL Sample
MS Integration Params: RTEINT.P
Quant Time: Jan 31 14:43 2011

Vial: 13
Operator: LL
Inst : MSD #2
Multiplr: 1.00

Quant Results File: B118_1UG.RES

Method : C:\MSDCHEM\1\METHODS\B118_1UG.M (RTE Integrator)
Title : TO-15 VOA Standards for 5 point calibration
Last Update : Tue Feb 01 16:05:43 2011
Response via : Initial Calibration

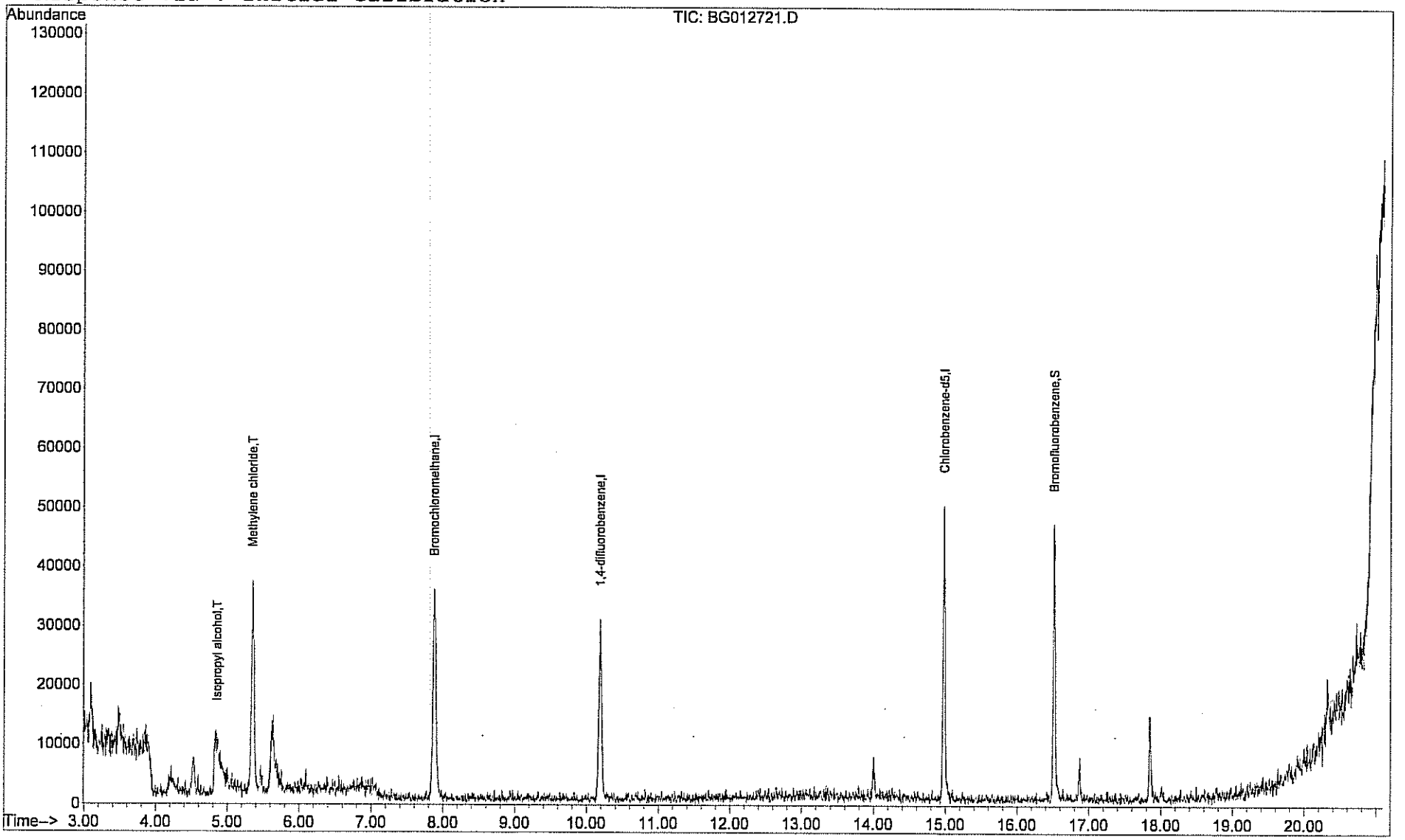

Centek Laboratories, LLC

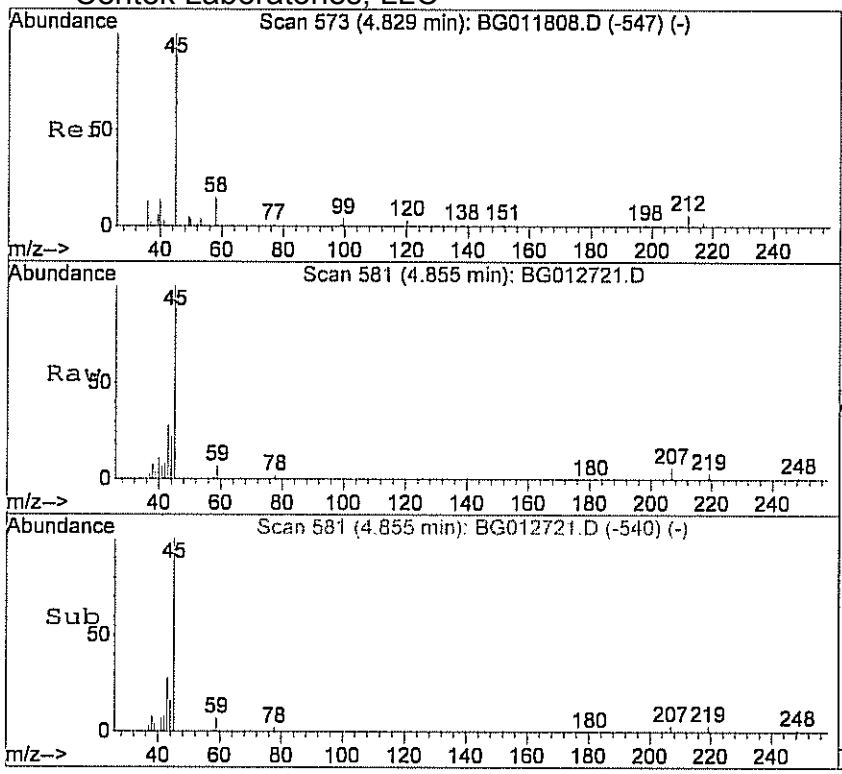

#13
Isopropyl alcohol
Concen: 1.56 ppb
RT: 4.85 min Scan# 581
Delta R.T. -0.02 min
Lab File: BG012721.D
Acq: 28 Jan 2011 12:14 am

Tgt Ion: 45 Resp: 25248

Ion	Ratio	Lower	Upper
45	100		
43	44.2	6.2	46.2

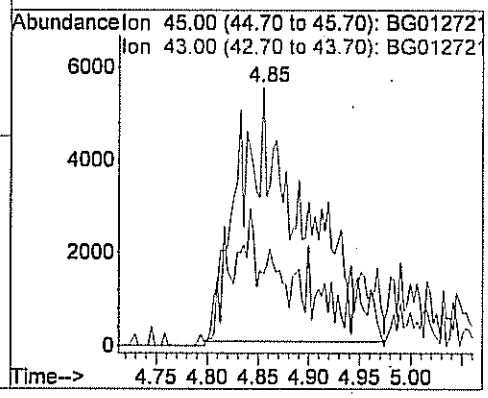

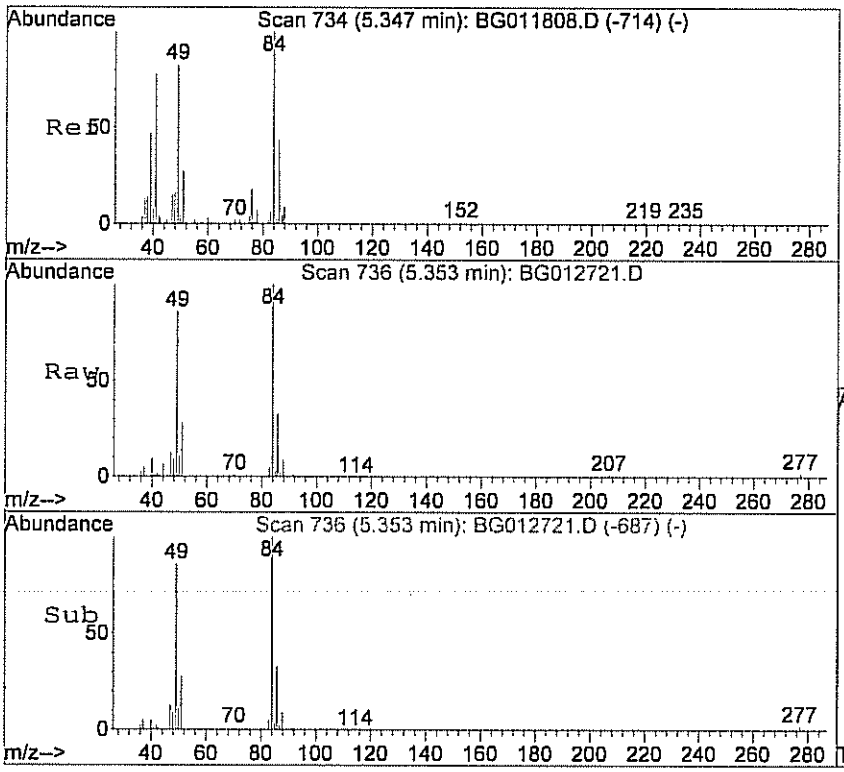

#16
Methylene chloride
Concen: 1.09 ppb
RT: 5.35 min Scan# 736
Delta R.T. 0.01 min
Lab File: BG012721.D
Acq: 28 Jan 2011 12:14 am

Tgt Ion: 84 Resp: 22379

Ion	Ratio	Lower	Upper
84	100		
49	110.9	82.7	122.7
86	62.6	35.7	75.7

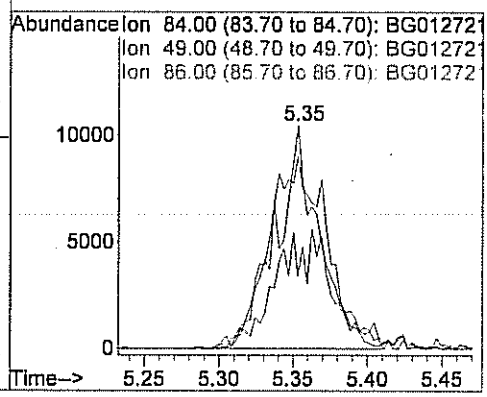

Centek Laboratories, LLC

Date: *22-Feb-11*

CLIENT:	Arcadis	**Client Sample ID:**	SS-VMP 7
Lab Order:	C1101035	**Tag Number:**	275,143
Project:	Lockheed Martin NJ001014.0001	**Collection Date:**	1/24/2011
Lab ID:	C1101035-003A	**Matrix:**	AIR

Analyses	Result	**Limit	Qual	Units	DF	Date Analyzed
FIELD PARAMETERS		FLD				Analyst:
Lab Vacuum In	-5			"Hg		1/26/2011
Lab Vacuum Out	-30			"Hg		1/26/2011
1UG/M3 BY METHOD TO15		TO-15				Analyst: LL
1,1,1-Trichloroethane	< 0.15	0.15		ppbV	1	1/27/2011 6:18:00 AM
1,1,2,2-Tetrachloroethane	< 0.15	0.15		ppbV	1	1/27/2011 6:18:00 AM
1,1,2-Trichloroethane	< 0.15	0.15		ppbV	1	1/27/2011 6:18:00 AM
1,1-Dichloroethane	< 0.15	0.15		ppbV	1	1/27/2011 6:18:00 AM
1,1-Dichloroethene	< 0.15	0.15		ppbV	1	1/27/2011 6:18:00 AM
1,2,4-Trichlorobenzene	< 0.15	0.15		ppbV	1	1/27/2011 6:18:00 AM
1,2,4-Trimethylbenzene	1.6	0.15		ppbV	1	1/27/2011 6:18:00 AM
1,2-Dibromoethane	< 0.15	0.15		ppbV	1	1/27/2011 6:18:00 AM
1,2-Dichlorobenzene	< 0.15	0.15		ppbV	1	1/27/2011 6:18:00 AM
1,2-Dichloroethane	< 0.15	0.15		ppbV	1	1/27/2011 6:18:00 AM
1,2-Dichloropropane	< 0.15	0.15		ppbV	1	1/27/2011 6:18:00 AM
1,3,5-Trimethylbenzene	0.28	0.15		ppbV	1	1/27/2011 6:18:00 AM
1,3-butadiene	< 0.15	0.15		ppbV	1	1/27/2011 6:18:00 AM
1,3-Dichlorobenzene	< 0.15	0.15		ppbV	1	1/27/2011 6:18:00 AM
1,4-Dichlorobenzene	0.15	0.15		ppbV	1	1/27/2011 6:18:00 AM
1,4-Dioxane	< 0.30	0.30		ppbV	1	1/27/2011 6:18:00 AM
2,2,4-trimethylpentane	< 0.15	0.15		ppbV	1	1/27/2011 6:18:00 AM
4-ethyltoluene	0.24	0.15		ppbV	1	1/27/2011 6:18:00 AM
Acetone	9.4	2.4		ppbV	8	1/29/2011 4:01:00 AM
Allyl chloride	< 0.15	0.15		ppbV	1	1/27/2011 6:18:00 AM
Benzene	0.49	0.15		ppbV	1	1/27/2011 6:18:00 AM
Benzyl chloride	< 0.15	0.15		ppbV	1	1/27/2011 6:18:00 AM
Bromodichloromethane	< 0.15	0.15		ppbV	1	1/27/2011 6:18:00 AM
Bromoform	< 0.15	0.15		ppbV	1	1/27/2011 6:18:00 AM
Bromomethane	< 0.15	0.15		ppbV	1	1/27/2011 6:18:00 AM
Carbon disulfide	0.20	0.15		ppbV	1	1/27/2011 6:18:00 AM
Carbon tetrachloride	0.060	0.15	J	ppbV	1	1/27/2011 6:18:00 AM
Chlorobenzene	< 0.15	0.15		ppbV	1	1/27/2011 6:18:00 AM
Chloroethane	< 0.15	0.15		ppbV	1	1/27/2011 6:18:00 AM
Chloroform	< 0.15	0.15		ppbV	1	1/27/2011 6:18:00 AM
Chloromethane	0.35	0.15		ppbV	1	1/27/2011 6:18:00 AM
cis-1,2-Dichloroethene	< 0.15	0.15		ppbV	1	1/27/2011 6:18:00 AM
cis-1,3-Dichloropropene	< 0.15	0.15		ppbV	1	1/27/2011 6:18:00 AM
Cyclohexane	1.9	0.15		ppbV	1	1/27/2011 6:18:00 AM
Dibromochloromethane	< 0.15	0.15		ppbV	1	1/27/2011 6:18:00 AM
Ethyl acetate	< 0.25	0.25		ppbV	1	1/27/2011 6:18:00 AM

Qualifiers:

**	Reporting Limit	.	Results reported are not blank corrected
B	Analyte detected in the associated Method Blank	E	Value above quantitation range
H	Holding times for preparation or analysis exceeded	J	Analyte detected at or below quantitation limits
JN	Non-routine analyte. Quantitation estimated.	ND	Not Detected at the Reporting Limit
S	Spike Recovery outside accepted recovery limits		

Centek Laboratories, LLC

Date: *22-Feb-11*

CLIENT:	Arcadis	**Client Sample ID:**	SS-VMP 7
Lab Order:	C1101035	**Tag Number:**	275,143
Project:	Lockheed Martin NJ001014.0001	**Collection Date:**	1/24/2011
Lab ID:	C1101035-003A	**Matrix:**	AIR

Analyses	Result	**Limit	Qual	Units	DF	Date Analyzed
1UG/M3 BY METHOD TO15		TO-15				Analyst: LL
Ethylbenzene	0.61	0.15		ppbV	1	1/27/2011 6:18:00 AM
Freon 11	0.23	0.15		ppbV	1	1/27/2011 6:18:00 AM
Freon 113	< 0.15	0.15		ppbV	1	1/27/2011 6:18:00 AM
Freon 114	< 0.15	0.15		ppbV	1	1/27/2011 6:18:00 AM
Freon 12	0.42	0.15		ppbV	1	1/27/2011 6:18:00 AM
Heptane	0.82	0.15		ppbV	1	1/27/2011 6:18:00 AM
Hexachloro-1,3-butadiene	< 0.15	0.15		ppbV	1	1/27/2011 6:18:00 AM
Hexane	0.70	0.15		ppbV	1	1/27/2011 6:18:00 AM
Isopropyl alcohol	460	48		ppbV	320	1/29/2011 4:35:00 AM
m&p-Xylene	2.0	0.30		ppbV	1	1/27/2011 6:18:00 AM
Methyl Butyl Ketone	< 0.30	0.30		ppbV	1	1/27/2011 6:18:00 AM
Methyl Ethyl Ketone	2.9	2.4		ppbV	8	1/29/2011 4:01:00 AM
Methyl Isobutyl Ketone	< 0.30	0.30		ppbV	1	1/27/2011 6:18:00 AM
Methyl tert-butyl ether	< 0.15	0.15		ppbV	1	1/27/2011 6:18:00 AM
Methylene chloride	240	48		ppbV	320	1/29/2011 4:35:00 AM
o-Xylene	0.71	0.15		ppbV	1	1/27/2011 6:18:00 AM
Propylene	< 0.15	0.15		ppbV	1	1/27/2011 6:18:00 AM
Styrene	0.32	0.15		ppbV	1	1/27/2011 6:18:00 AM
Tetrachloroethylene	< 0.15	0.15		ppbV	1	1/27/2011 6:18:00 AM
Tetrahydrofuran	6.9	1.2		ppbV	8	1/29/2011 4:01:00 AM
Toluene	2.2	1.2		ppbV	8	1/29/2011 4:01:00 AM
trans-1,2-Dichloroethene	0.14	0.15	J	ppbV	1	1/27/2011 6:18:00 AM
trans-1,3-Dichloropropene	< 0.15	0.15		ppbV	1	1/27/2011 6:18:00 AM
Trichloroethene	0.10	0.15	J	ppbV	1	1/27/2011 6:18:00 AM
Vinyl acetate	1.5	0.15		ppbV	1	1/27/2011 6:18:00 AM
Vinyl Bromide	< 0.15	0.15		ppbV	1	1/27/2011 6:18:00 AM
Vinyl chloride	< 0.15	0.15		ppbV	1	1/27/2011 6:18:00 AM
Surr: Bromofluorobenzene	113	70-130		%REC	1	1/27/2011 6:18:00 AM

Qualifiers:

**	Reporting Limit	.	Results reported are not blank corrected
B	Analyte detected in the associated Method Blank	E	Value above quantitation range
H	Holding times for preparation or analysis exceeded	J	Analyte detected at or below quantitation limits
JN	Non-routine analyte. Quantitation estimated.	ND	Not Detected at the Reporting Limit
S	Spike Recovery outside accepted recovery limits		

Centek Laboratories, LLC

Date: *22-Feb-11*

CLIENT:	Arcadis	**Client Sample ID:**	SS-VMP 7
Lab Order:	C1101035	**Tag Number:**	275,143
Project:	Lockheed Martin NJ001014.0001	**Collection Date:**	1/24/2011
Lab ID:	C1101035-003A	**Matrix:**	AIR

Analyses	Result	**Limit	Qual	Units	DF	Date Analyzed
1UG/M3 BY METHOD TO15		**TO-15**				Analyst: **LL**
1,1,1-Trichloroethane	< 0.83	0.83		ug/m3	1	1/27/2011 6:18:00 AM
1,1,2,2-Tetrachloroethane	< 1.0	1.0		ug/m3	1	1/27/2011 6:18:00 AM
1,1,2-Trichloroethane	< 0.83	0.83		ug/m3	1	1/27/2011 6:18:00 AM
1,1-Dichloroethane	< 0.62	0.62		ug/m3	1	1/27/2011 6:18:00 AM
1,1-Dichloroethene	< 0.60	0.60		ug/m3	1	1/27/2011 6:18:00 AM
1,2,4-Trichlorobenzene	< 1.1	1.1		ug/m3	1	1/27/2011 6:18:00 AM
1,2,4-Trimethylbenzene	7.8	0.75		ug/m3	1	1/27/2011 6:18:00 AM
1,2-Dibromoethane	< 1.2	1.2		ug/m3	1	1/27/2011 6:18:00 AM
1,2-Dichlorobenzene	< 0.92	0.92		ug/m3	1	1/27/2011 6:18:00 AM
1,2-Dichloroethane	< 0.62	0.62		ug/m3	1	1/27/2011 6:18:00 AM
1,2-Dichloropropane	< 0.70	0.70		ug/m3	1	1/27/2011 6:18:00 AM
1,3,5-Trimethylbenzene	1.4	0.75		ug/m3	1	1/27/2011 6:18:00 AM
1,3-butadiene	< 0.34	0.34		ug/m3	1	1/27/2011 6:18:00 AM
1,3-Dichlorobenzene	< 0.92	0.92		ug/m3	1	1/27/2011 6:18:00 AM
1,4-Dichlorobenzene	0.92	0.92		ug/m3	1	1/27/2011 6:18:00 AM
1,4-Dioxane	< 1.1	1.1		ug/m3	1	1/27/2011 6:18:00 AM
2,2,4-trimethylpentane	< 0.71	0.71		ug/m3	1	1/27/2011 6:18:00 AM
4-ethyltoluene	1.2	0.75		ug/m3	1	1/27/2011 6:18:00 AM
Acetone	23	5.8		ug/m3	8	1/29/2011 4:01:00 AM
Allyl chloride	< 0.48	0.48		ug/m3	1	1/27/2011 6:18:00 AM
Benzene	1.6	0.49		ug/m3	1	1/27/2011 6:18:00 AM
Benzyl chloride	< 0.88	0.88		ug/m3	1	1/27/2011 6:18:00 AM
Bromodichloromethane	< 1.0	1.0		ug/m3	1	1/27/2011 6:18:00 AM
Bromoform	< 1.6	1.6		ug/m3	1	1/27/2011 6:18:00 AM
Bromomethane	< 0.59	0.59		ug/m3	1	1/27/2011 6:18:00 AM
Carbon disulfide	0.63	0.47		ug/m3	1	1/27/2011 6:18:00 AM
Carbon tetrachloride	0.38	0.96	J	ug/m3	1	1/27/2011 6:18:00 AM
Chlorobenzene	< 0.70	0.70		ug/m3	1	1/27/2011 6:18:00 AM
Chloroethane	< 0.40	0.40		ug/m3	1	1/27/2011 6:18:00 AM
Chloroform	< 0.74	0.74		ug/m3	1	1/27/2011 6:18:00 AM
Chloromethane	0.73	0.31		ug/m3	1	1/27/2011 6:18:00 AM
cis-1,2-Dichloroethene	< 0.60	0.60		ug/m3	1	1/27/2011 6:18:00 AM
cis-1,3-Dichloropropene	< 0.69	0.69		ug/m3	1	1/27/2011 6:18:00 AM
Cyclohexane	6.8	0.52		ug/m3	1	1/27/2011 6:18:00 AM
Dibromochloromethane	< 1.3	1.3		ug/m3	1	1/27/2011 6:18:00 AM
Ethyl acetate	< 0.92	0.92		ug/m3	1	1/27/2011 6:18:00 AM
Ethylbenzene	2.7	0.66		ug/m3	1	1/27/2011 6:18:00 AM
Freon 11	1.3	0.86		ug/m3	1	1/27/2011 6:18:00 AM
Freon 113	< 1.2	1.2		ug/m3	1	1/27/2011 6:18:00 AM
Freon 114	< 1.1	1.1		ug/m3	1	1/27/2011 6:18:00 AM

Qualifiers:

**	Reporting Limit	.	Results reported are not blank corrected
B	Analyte detected in the associated Method Blank	E	Value above quantitation range
H	Holding times for preparation or analysis exceeded	J	Analyte detected at or below quantitation limits
JN	Non-routine analyte. Quantitation estimated.	ND	Not Detected at the Reporting Limit
S	Spike Recovery outside accepted recovery limits		

Centek Laboratories, LLC

Date: *22-Feb-11*

CLIENT:	Arcadis	**Client Sample ID:**	SS-VMP 7
Lab Order:	C1101035	**Tag Number:**	275,143
Project:	Lockheed Martin NJ001014.0001	**Collection Date:**	1/24/2011
Lab ID:	C1101035-003A	**Matrix:**	AIR

Analyses	Result	**Limit	Qual	Units	DF	Date Analyzed
1UG/M3 BY METHOD TO15		TO-15				Analyst: LL
Freon 12	2.1	0.75		ug/m3	1	1/27/2011 6:18:00 AM
Heptane	3.4	0.62		ug/m3	1	1/27/2011 6:18:00 AM
Hexachloro-1,3-butadiene	< 1.6	1.6		ug/m3	1	1/27/2011 6:18:00 AM
Hexane	2.5	0.54		ug/m3	1	1/27/2011 6:18:00 AM
Isopropyl alcohol	1200	120		ug/m3	320	1/29/2011 4:35:00 AM
m&p-Xylene	8.7	1.3		ug/m3	1	1/27/2011 6:18:00 AM
Methyl Butyl Ketone	< 1.2	1.2		ug/m3	1	1/27/2011 6:18:00 AM
Methyl Ethyl Ketone	8.6	7.2		ug/m3	8	1/29/2011 4:01:00 AM
Methyl Isobutyl Ketone	< 1.2	1.2		ug/m3	1	1/27/2011 6:18:00 AM
Methyl tert-butyl ether	< 0.55	0.55		ug/m3	1	1/27/2011 6:18:00 AM
Methylene chloride	850	170		ug/m3	320	1/29/2011 4:35:00 AM
o-Xylene	3.1	0.66		ug/m3	1	1/27/2011 6:18:00 AM
Propylene	< 0.26	0.26		ug/m3	1	1/27/2011 6:18:00 AM
Styrene	1.4	0.65		ug/m3	1	1/27/2011 6:18:00 AM
Tetrachloroethylene	< 1.0	1.0		ug/m3	1	1/27/2011 6:18:00 AM
Tetrahydrofuran	21	3.6		ug/m3	8	1/29/2011 4:01:00 AM
Toluene	8.3	4.6		ug/m3	8	1/29/2011 4:01:00 AM
trans-1,2-Dichloroethene	0.56	0.60	J	ug/m3	1	1/27/2011 6:18:00 AM
trans-1,3-Dichloropropene	< 0.69	0.69		ug/m3	1	1/27/2011 6:18:00 AM
Trichloroethene	0.55	0.82	J	ug/m3	1	1/27/2011 6:18:00 AM
Vinyl acetate	5.3	0.54		ug/m3	1	1/27/2011 6:18:00 AM
Vinyl Bromide	< 0.67	0.67		ug/m3	1	1/27/2011 6:18:00 AM
Vinyl chloride	< 0.39	0.39		ug/m3	1	1/27/2011 6:18:00 AM

Qualifiers:

**	Reporting Limit	.	Results reported are not blank corrected
B	Analyte detected in the associated Method Blank	E	Value above quantitation range
H	Holding times for preparation or analysis exceeded	J	Analyte detected at or below quantitation limits
JN	Non-routine analyte. Quantitation estimated.	ND	Not Detected at the Reporting Limit
S	Spike Recovery outside accepted recovery limits		

Quantitation Report (QT Reviewed)

Data File : C:\MSDCHEM\1\DATA\BG012633.D Vial: 25
Acq On : 27 Jan 2011 6:18 am Operator: LL
Sample : C1101035-003A Inst : MSD #2
Misc : 1ugm3 & 0.25TCE,CT,VNCL Sample Multiplr: 1.00
MS Integration Params: RTEINT.P
Quant Time: Jan 31 10:47:06 2011 Quant Results File: B118_1UG.RES

Quant Method : C:\MSDCHEM\1\METHODS\B118_1UG.M (RTE Integrator)
Title : TO-15 VOA Standards for 5 point calibration
Last Update : Wed Jan 26 14:01:48 2011
Response via : Initial Calibration
DataAcq Meth : B118_1UG

Internal Standards	R.T.	QIon	Response	Conc	Units		Dev(Min)
1) Bromochloromethane	7.87	128	17469	1.00	ppb		0.00
30) 1,4-difluorobenzene	10.19	114	50791	1.00	ppb		0.01
44) Chlorobenzene-d5	14.97	117	44888	1.00	ppb		0.00
System Monitoring Compounds							
57) Bromofluorobenzene	16.51	95	27255	1.13	ppb		0.00
Spiked Amount 1.000	Range 70 - 130		Recovery =	113.00%			
Target Compounds							Qvalue
3) Freon 12	3.13	85	44385	0.42	ppb		97
4) Chloromethane	3.28	50	13398	0.35	ppb		66
11) Freon 11	4.33	101	23469	0.23	ppb		98
12) Acetone	4.59	58	129313m	11.04	ppb		
13) Isopropyl alcohol	4.63	45	11697079m	549.57	ppb		
16) Methylene chloride	5.35	84	5448021	203.04	ppb		83
18) Carbon disulfide	5.46	76	17787	0.20	ppb		89
19) trans-1,2-dichloroethene	6.19	61	5682m	0.14	ppb		
22) Vinyl acetate	6.66	43	48061	1.47	ppb		95
23) Methyl Ethyl Ketone	7.23	43	76118	4.18	ppb		100
25) Hexane	7.07	41	22048	0.70	ppb	#	71
28) Tetrahydrofuran	8.39	42	128981m	18.87	ppb		
32) Cyclohexane	9.48	56	49731	1.94	ppb	#	68
33) Carbon tetrachloride	9.42	117	6062m	0.06	ppb		
34) Benzene	9.41	78	35539	0.49	ppb		91
37) Heptane	10.76	43	21977	0.82	ppb		95
38) Trichloroethene	10.85	130	4333m	0.10	ppb		
45) Toluene	13.07	92	115733	3.51	ppb	#	82
52) Ethylbenzene	15.28	91	31499	0.61	ppb		91
53) m&p-xylene	15.44	91	95380	1.97	ppb		100
54) Styrene	15.89	104	9513m	0.32	ppb		
56) o-xylene	15.90	91	35918	0.71	ppb		97
59) 4-ethyltoluene	17.07	105	13728	0.24	ppb		81
60) 1,3,5-trimethylbenzene	17.13	105	13324m	0.28	ppb		
61) 1,2,4-trimethylbenzene	17.53	105	48018	1.56	ppb		77
64) 1,4-dichlorobenzene	17.91	146	5610	0.15	ppb		93

(#) = qualifier out of range (m) = manual integration (+) = signals summed

Quantitation Report (QT Reviewed)

Data File : C:\MSDCHEM\1\DATA\BG012633.D Vial: 25
Acq On : 27 Jan 2011 6:18 am Operator: LL
Sample : C1101035-003A Inst : MSD #2
Misc : 1ugm3 & 0.25TCE,CT,VNCL Sample Multiplr: 1.00
MS Integration Params: RTEINT.P
Quant Time: Jan 31 11:02 2011 Quant Results File: B118_1UG.RES

Method : C:\MSDCHEM\1\METHODS\B118_1UG.M (RTE Integrator)
Title : TO-15 VOA Standards for 5 point calibration
Last Update : Tue Feb 01 16:05:43 2011
Response via : Initial Calibration

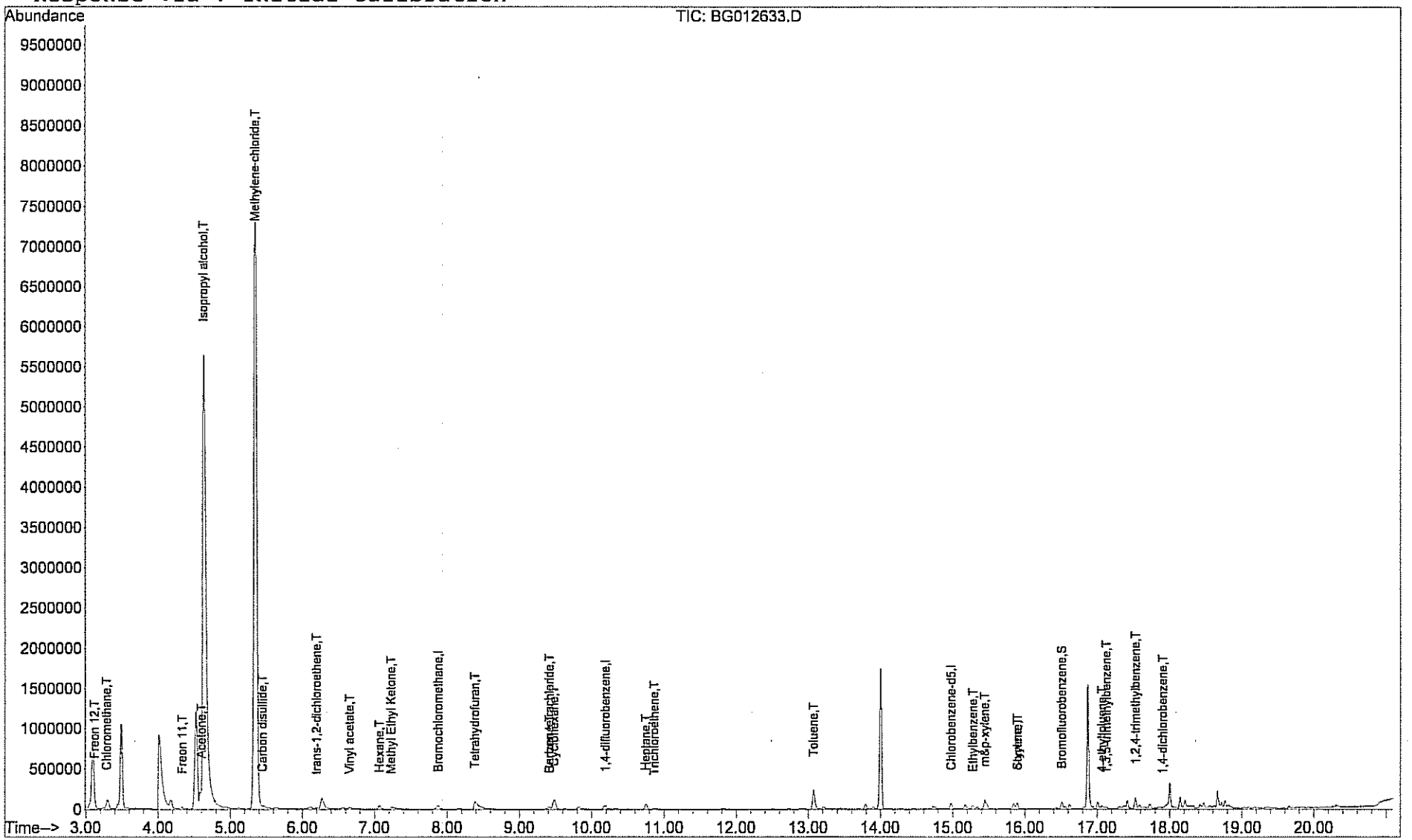

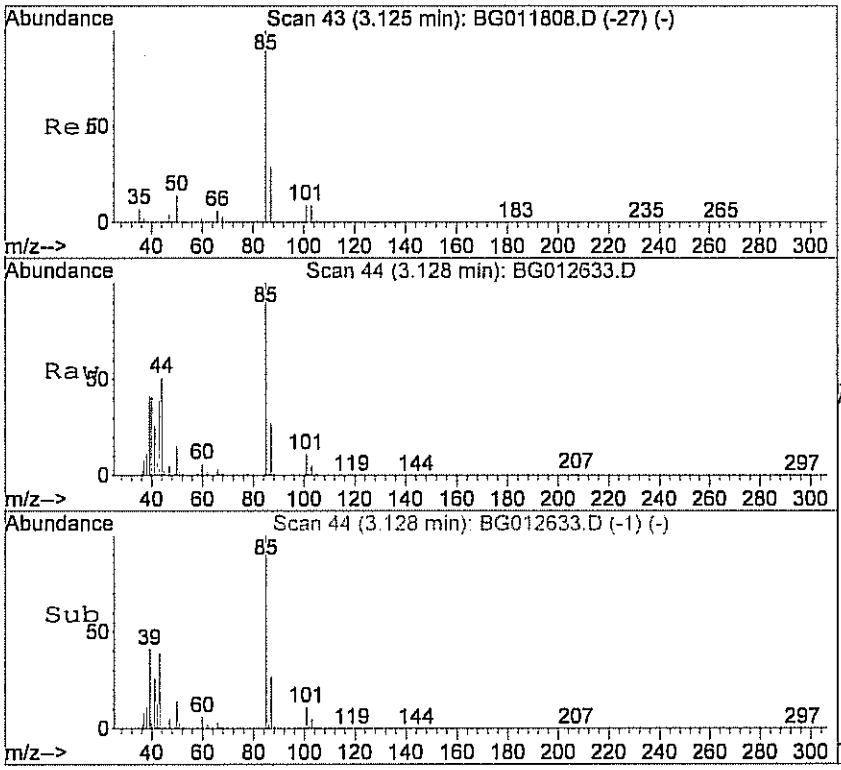

#3
Freon 12
Concen: 0.42 ppb
RT: 3.13 min Scan# 44
Delta R.T. 0.00 min
Lab File: BG012633.D
Acq: 27 Jan 2011 6:18 am

Tgt Ion: 85 Resp: 44385

Ion	Ratio	Lower	Upper
85	100		
87	32.5	14.1	54.1

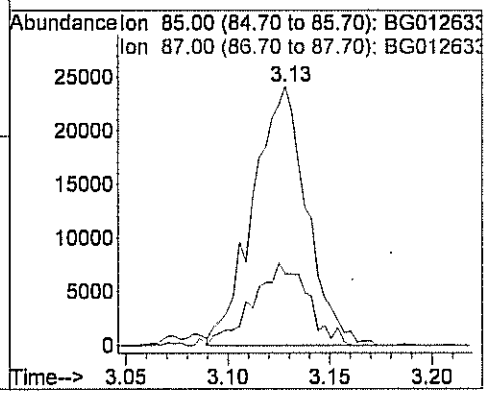

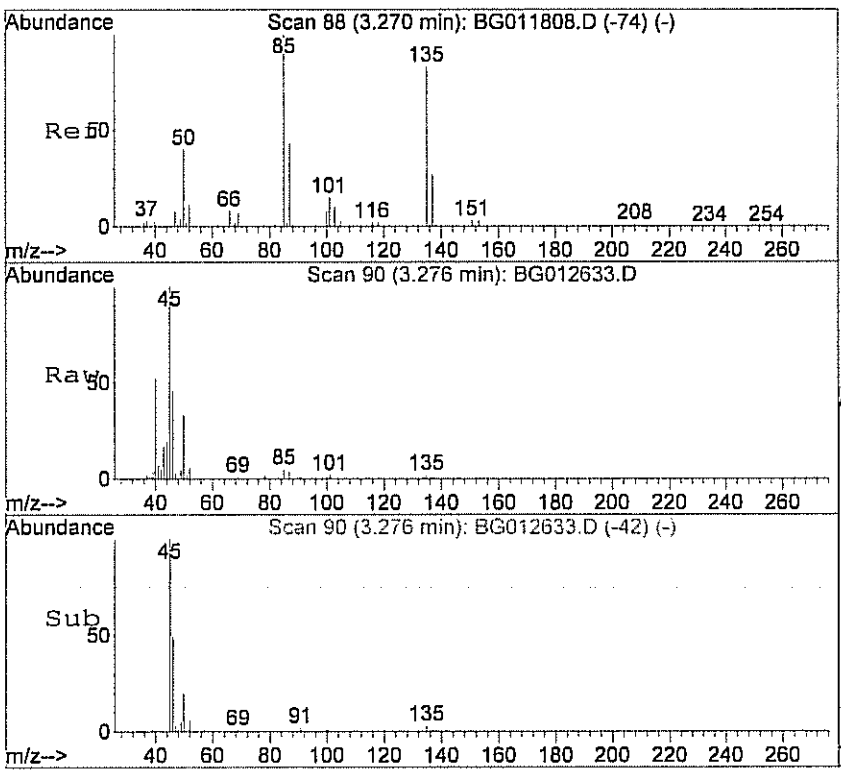

#4
Chloromethane
Concen: 0.35 ppb
RT: 3.28 min Scan# 90
Delta R.T. 0.00 min
Lab File: BG012633.D
Acq: 27 Jan 2011 6:18 am

Tgt Ion: 50 Resp: 13398

Ion	Ratio	Lower	Upper
50	100		
52	31.6	0.0	36.8

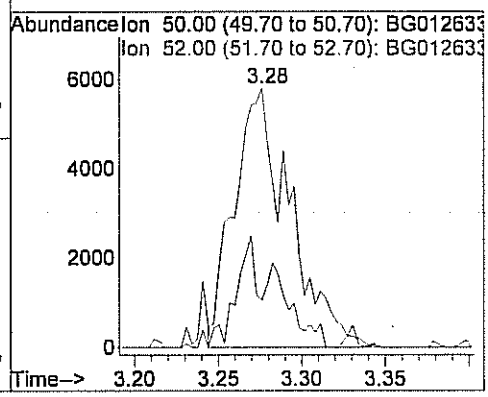

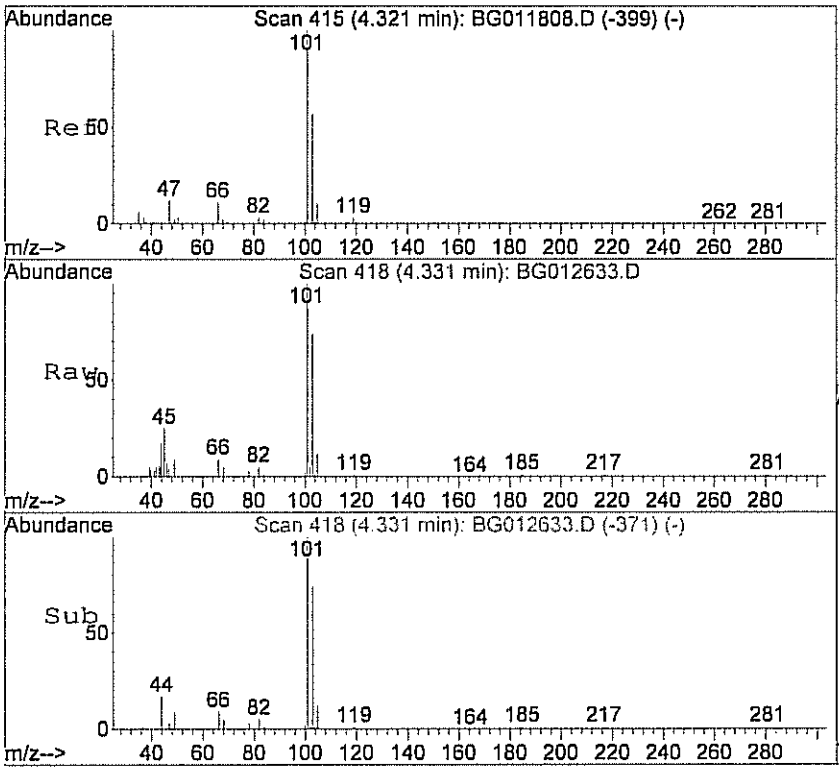

#11
Freon 11
Concen: 0.23 ppb
RT: 4.33 min Scan# 418
Delta R.T. -0.00 min
Lab File: BG012633.D
Acq: 27 Jan 2011 6:18 am

Tgt Ion:101 Resp: 23469

Ion	Ratio	Lower	Upper
101	100		
103	70.9	49.2	89.2
105	7.9	0.0	27.9

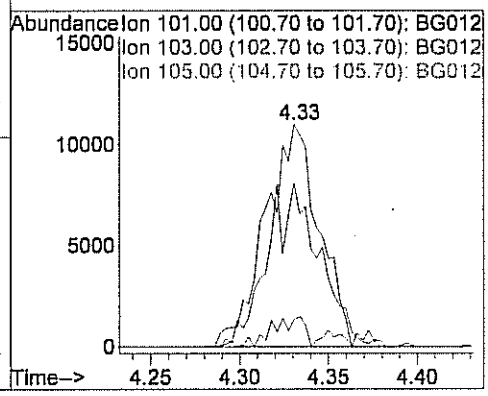

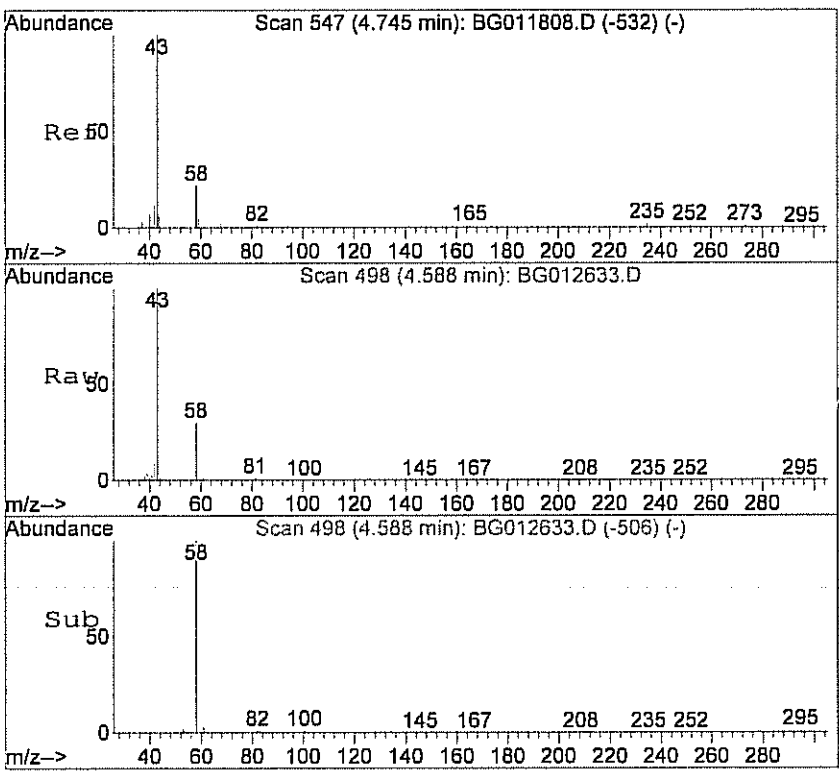

#12
Acetone
Concen: 11.04 ppb m
RT: 4.59 min Scan# 498
Delta R.T. -0.18 min
Lab File: BG012633.D
Acq: 27 Jan 2011 6:18 am

Tgt Ion: 58 Resp: 129313

Ion	Ratio	Lower	Upper
58	100		
43	0.0	148.4	208.4#

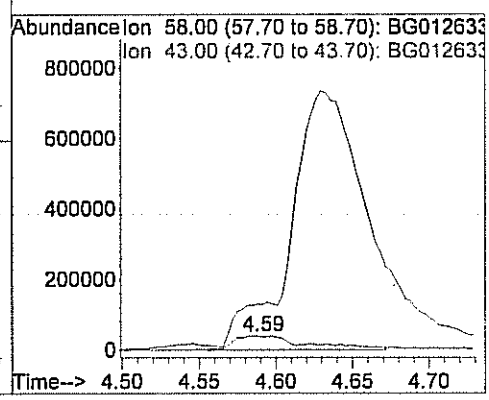

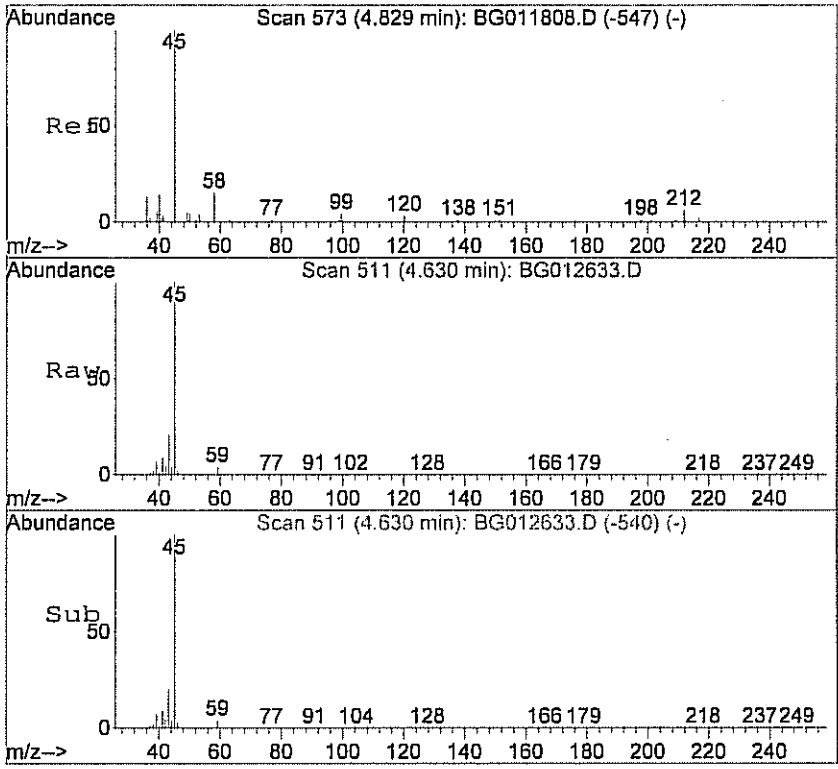

#13
Isopropyl alcohol
Concen: 549.57 ppb m
RT: 4.63 min Scan# 511
Delta R.T. -0.24 min
Lab File: BG012633.D
Acq: 27 Jan 2011 6:18 am

Tgt Ion: 45 Resp:11697079

Ion	Ratio	Lower	Upper
45	100		
43	0.0	6.2	46.2#

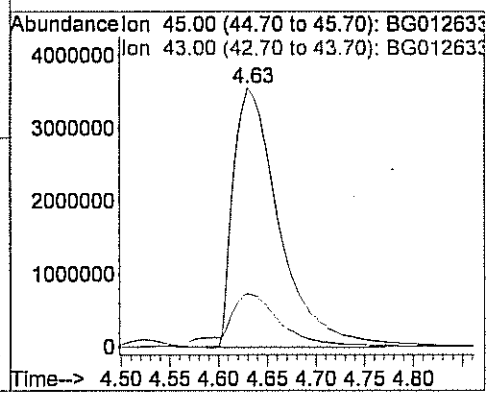

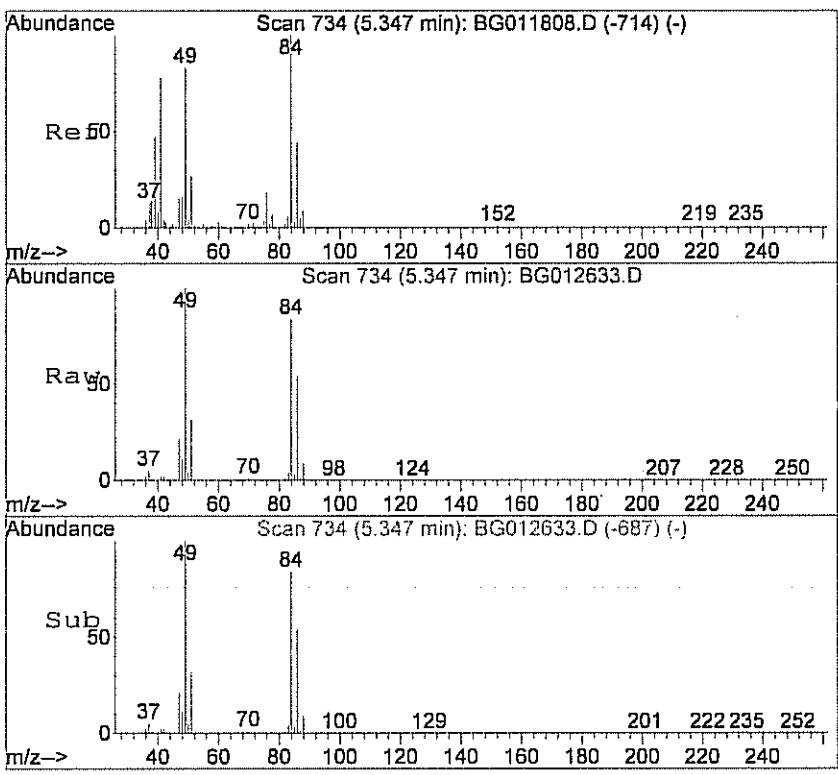

#16
Methylene chloride
Concen: 203.04 ppb
RT: 5.35 min Scan# 734
Delta R.T. -0.00 min
Lab File: BG012633.D
Acq: 27 Jan 2011 6:18 am

Tgt Ion: 84 Resp: 5448021

Ion	Ratio	Lower	Upper
84	100		
49	122.2	82.7	122.7
86	64.7	35.7	75.7

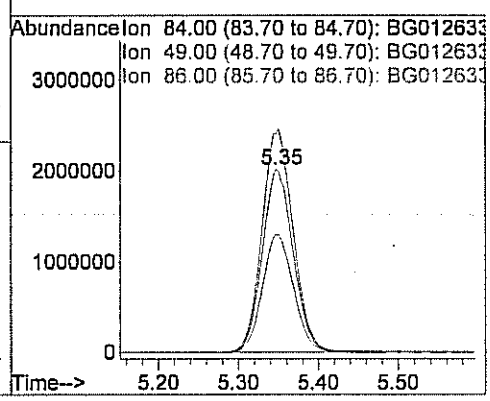

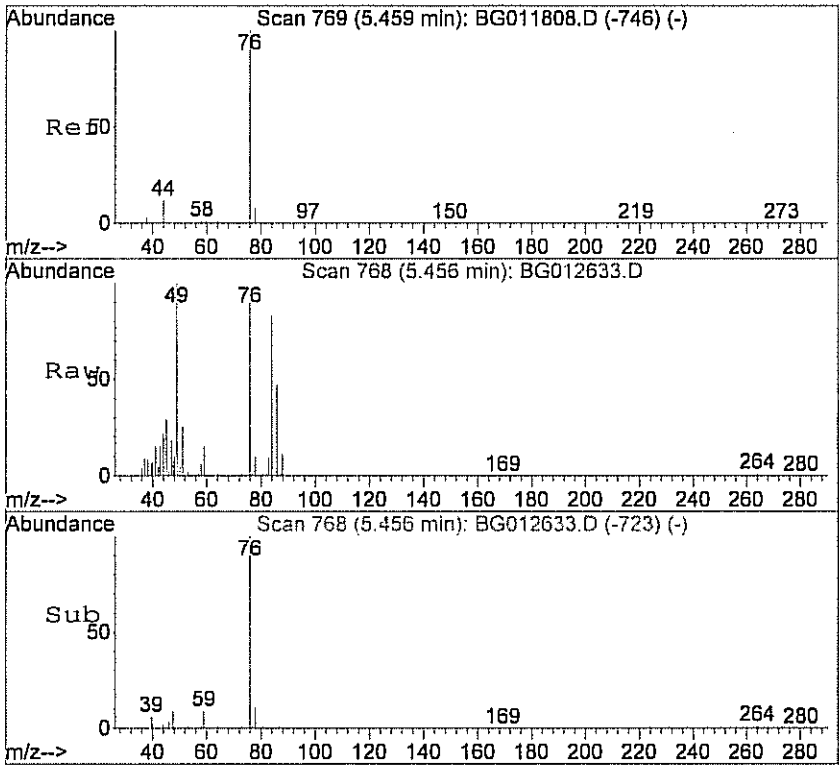

#18
Carbon disulfide
Concen: 0.20 ppb
RT: 5.46 min Scan# 768
Delta R.T. -0.01 min
Lab File: BG012633.D
Acq: 27 Jan 2011 6:18 am

Tgt Ion: 76 Resp: 17787

Ion	Ratio	Lower	Upper
76	100		
78	11.5	0.0	27.8

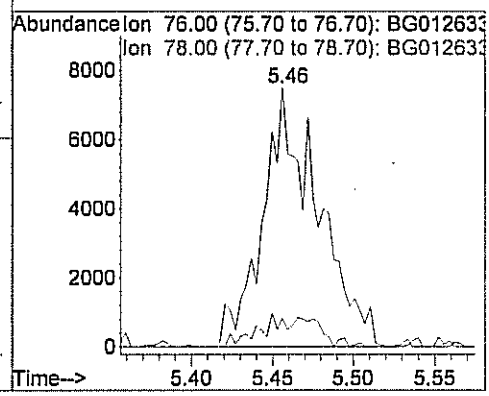

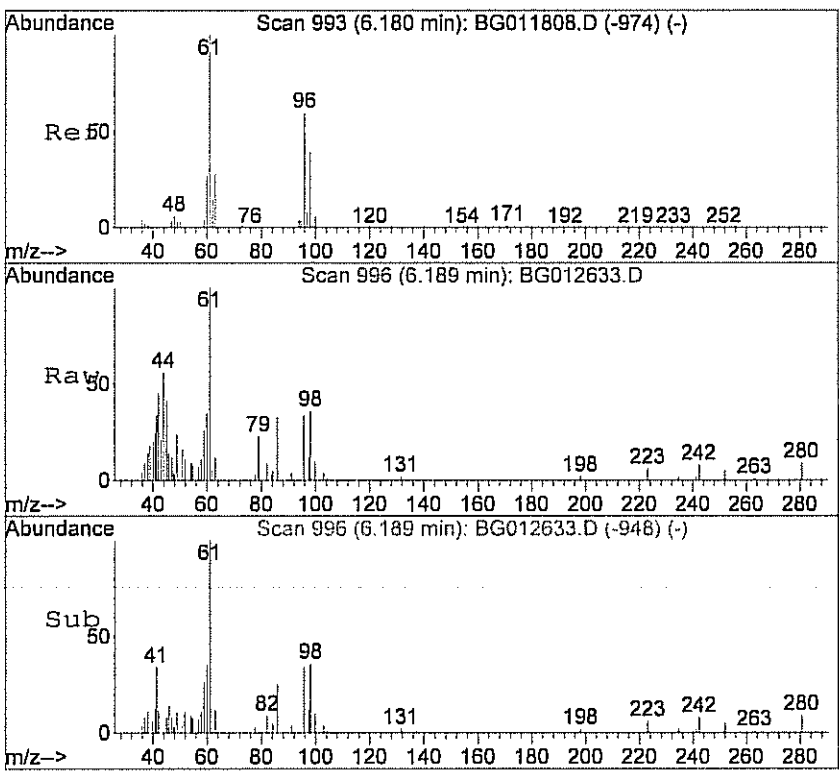

#19
trans-1,2-dichloroethene
Concen: 0.14 ppb m
RT: 6.19 min Scan# 996
Delta R.T. 0.00 min
Lab File: BG012633.D
Acq: 27 Jan 2011 6:18 am

Tgt Ion: 61 Resp: 5682

Ion	Ratio	Lower	Upper
61	100		
96	46.5	48.2	88.2#
98	22.0	25.3	65.3#

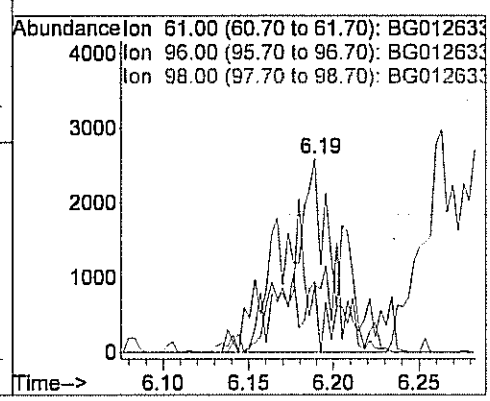

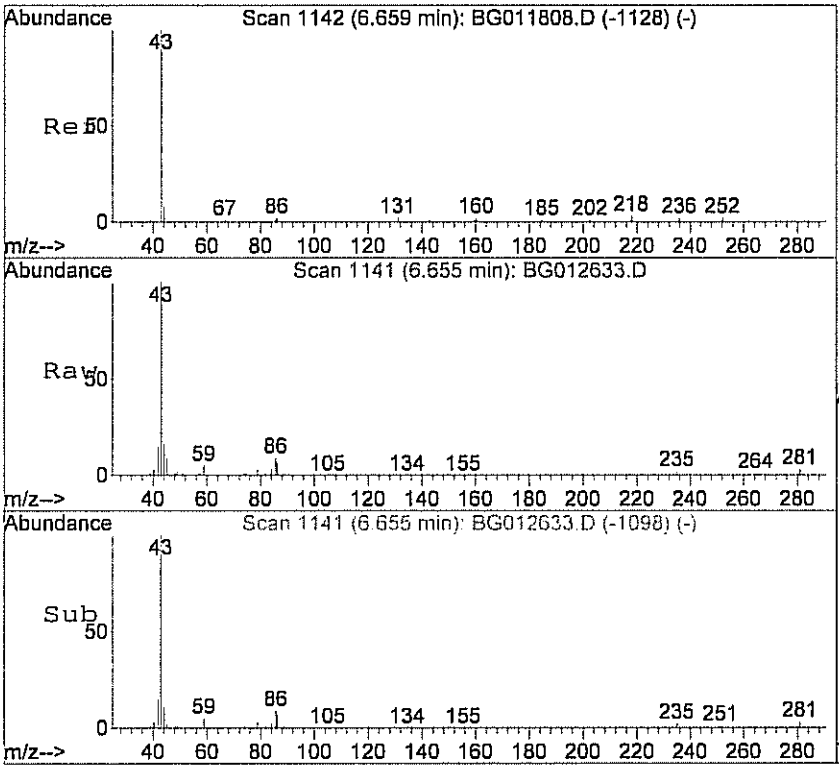

#22
Vinyl acetate
Concen: 1.47 ppb
RT: 6.66 min Scan# 1141
Delta R.T. -0.01 min
Lab File: BG012633.D
Acq: 27 Jan 2011 6:18 am

Tgt Ion: 43 Resp: 48061

Ion	Ratio	Lower	Upper
43	100		
86	7.6	0.0	26.0

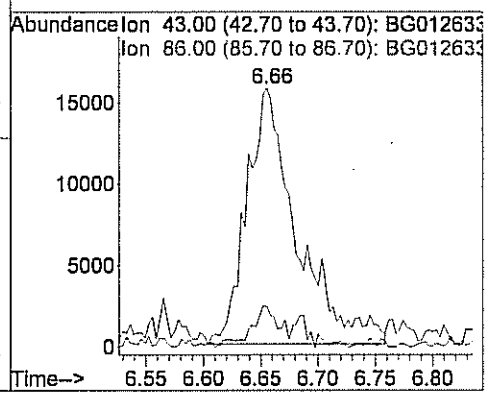

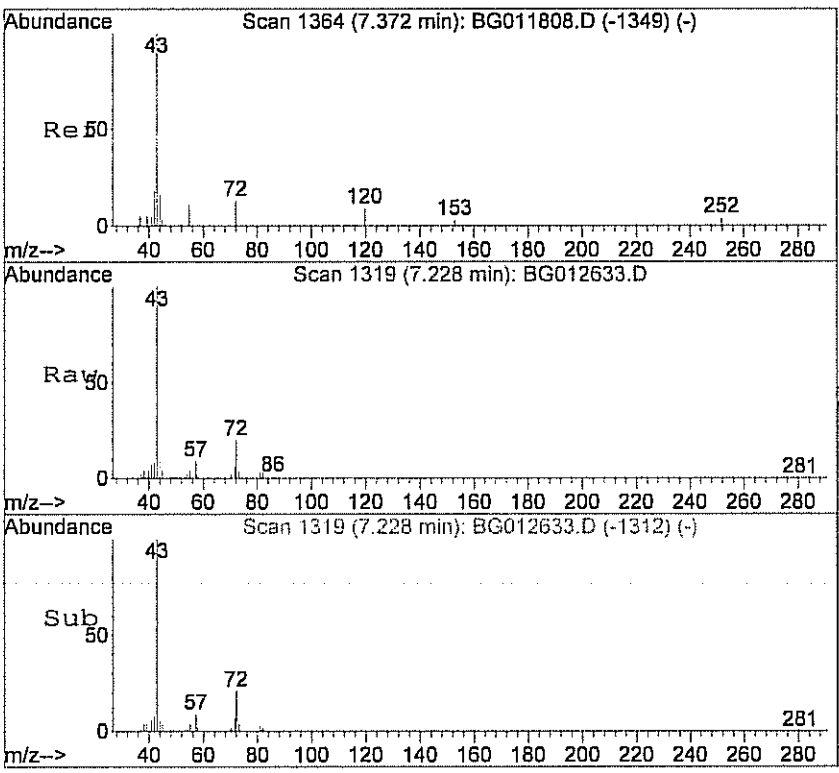

#23
Methyl Ethyl Ketone
Concen: 4.18 ppb
RT: 7.23 min Scan# 1319
Delta R.T. -0.13 min
Lab File: BG012633.D
Acq: 27 Jan 2011 6:18 am

Tgt Ion: 43 Resp: 76118

Ion	Ratio	Lower	Upper
43	100		
57	7.2	0.0	20.0
72	15.6	0.0	20.0

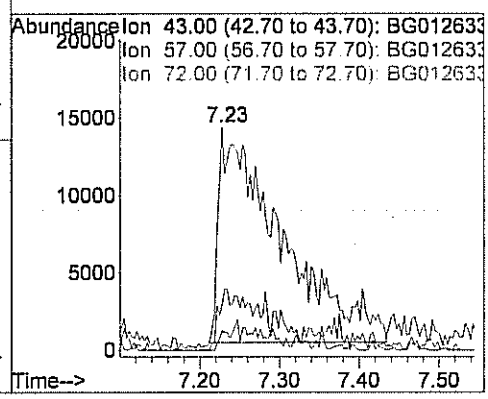

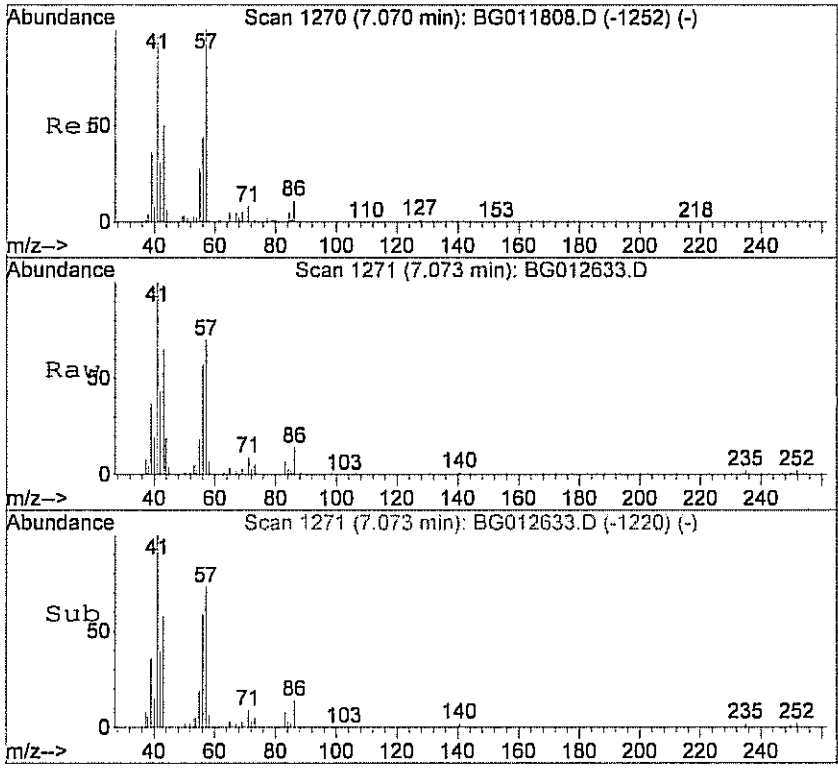

#25
Hexane
Concen: 0.70 ppb
RT: 7.07 min Scan# 1271
Delta R.T. 0.01 min
Lab File: BG012633.D
Acq: 27 Jan 2011 6:18 am

Tgt Ion: 41 Resp: 22048

Ion	Ratio	Lower	Upper
41	100		
57	95.5	67.3	107.3
43	87.8	22.9	62.9#

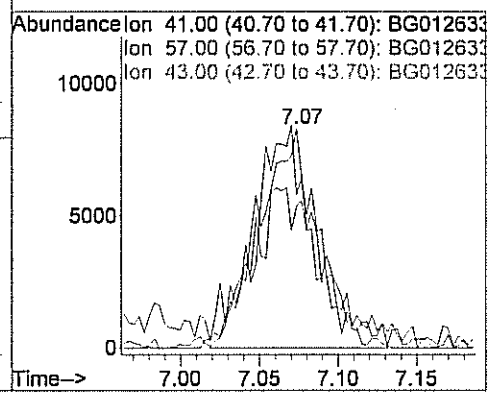

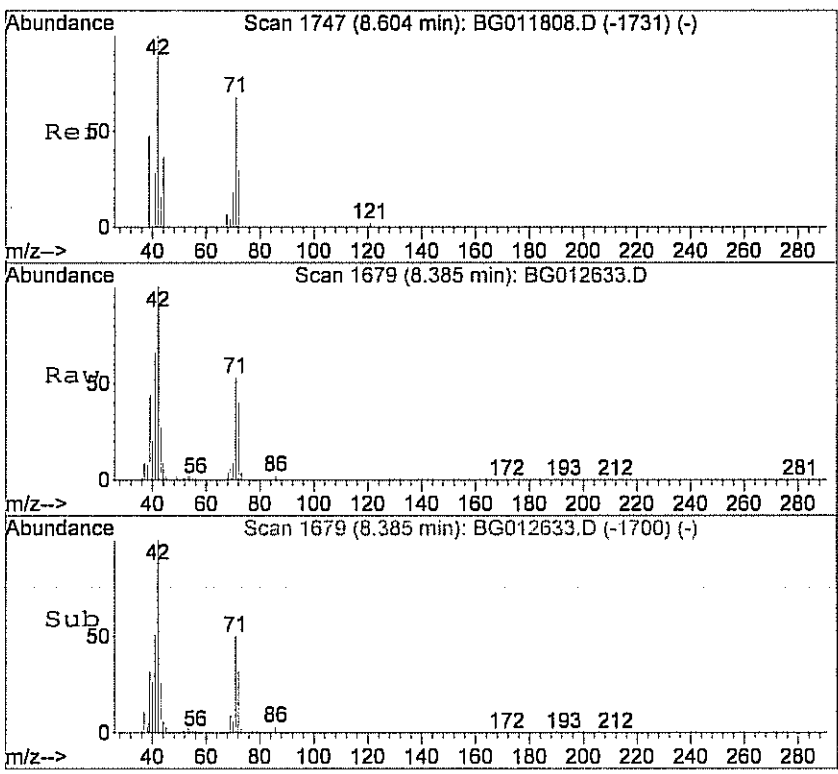

#28
Tetrahydrofuran
Concen: 18.87 ppb m
RT: 8.39 min Scan# 1679
Delta R.T. -0.22 min
Lab File: BG012633.D
Acq: 27 Jan 2011 6:18 am

Tgt Ion: 42 Resp: 128981

Ion	Ratio	Lower	Upper
42	100		
71	0.4	9.8	49.8#
72	1.2	0.0	30.6

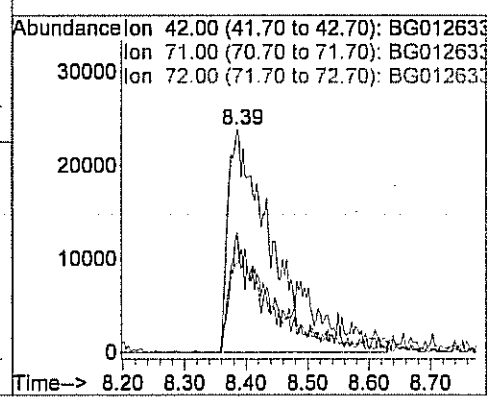

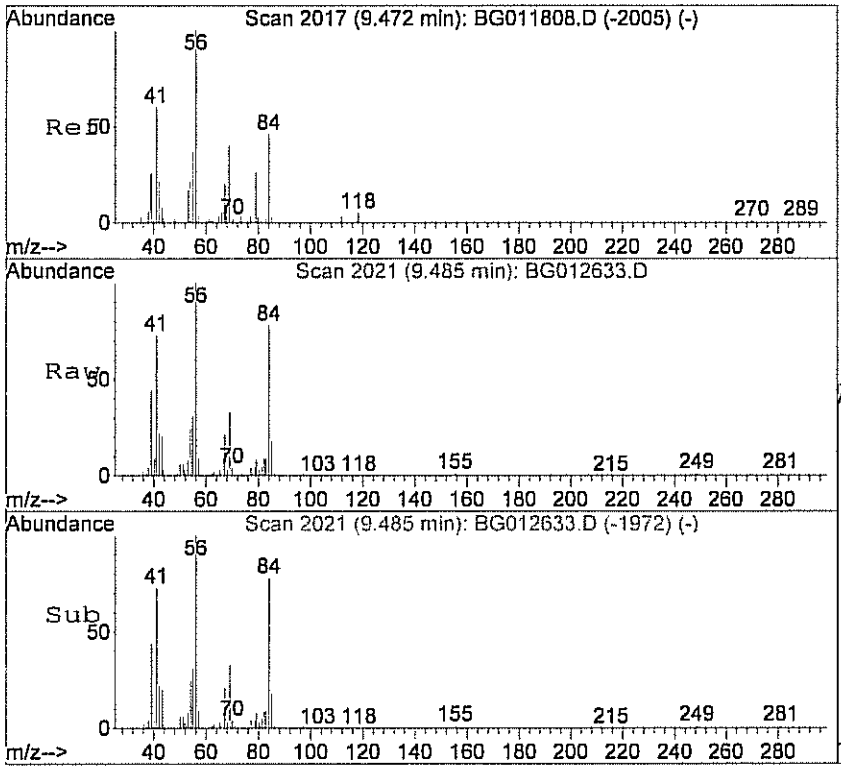

#32
Cyclohexane
Concen: 1.94 ppb
RT: 9.48 min Scan# 2021
Delta R.T. 0.01 min
Lab File: BG012633.D
Acq: 27 Jan 2011 6:18 am

Tgt Ion: 56 Resp: 49731

Ion	Ratio	Lower	Upper
56	100		
41	73.9	40.6	80.6
84	86.0	31.3	71.3#

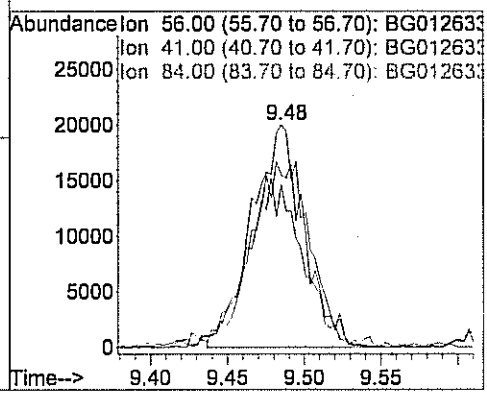

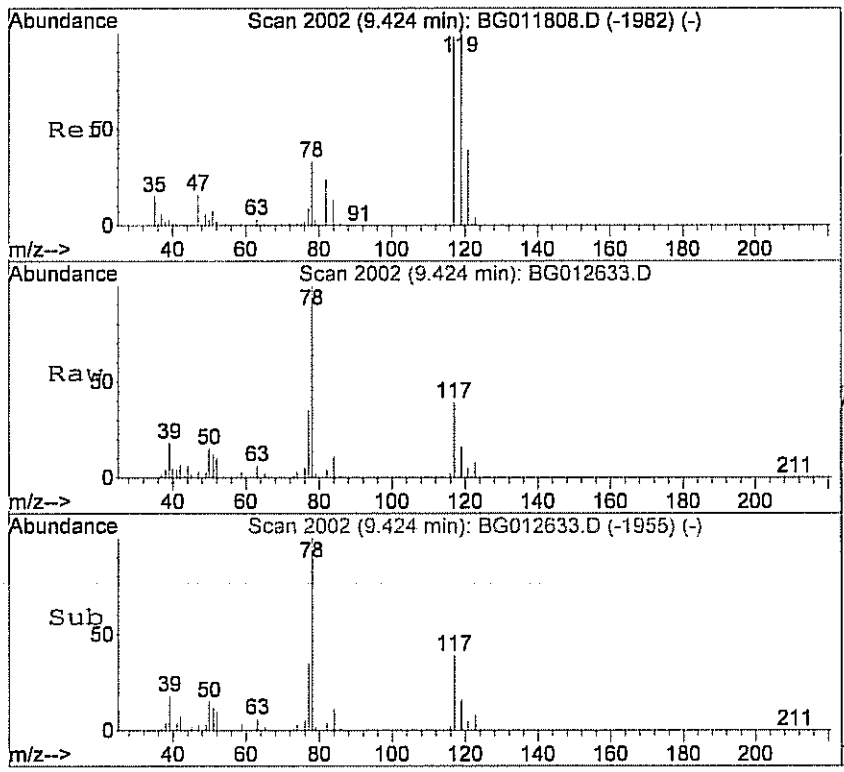

#33
Carbon tetrachloride
Concen: 0.06 ppb m
RT: 9.42 min Scan# 2002
Delta R.T. -0.00 min
Lab File: BG012633.D
Acq: 27 Jan 2011 6:18 am

Tgt Ion:117 Resp: 6062

Ion	Ratio	Lower	Upper
117	100		
119	75.4	64.1	104.1

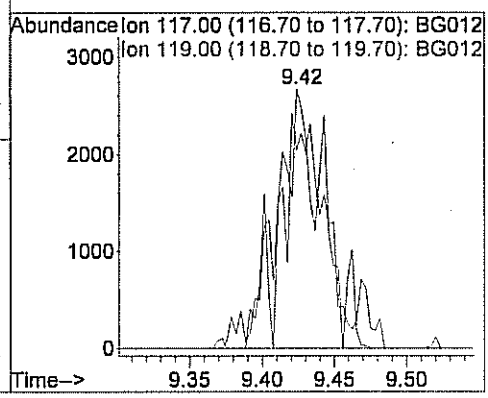

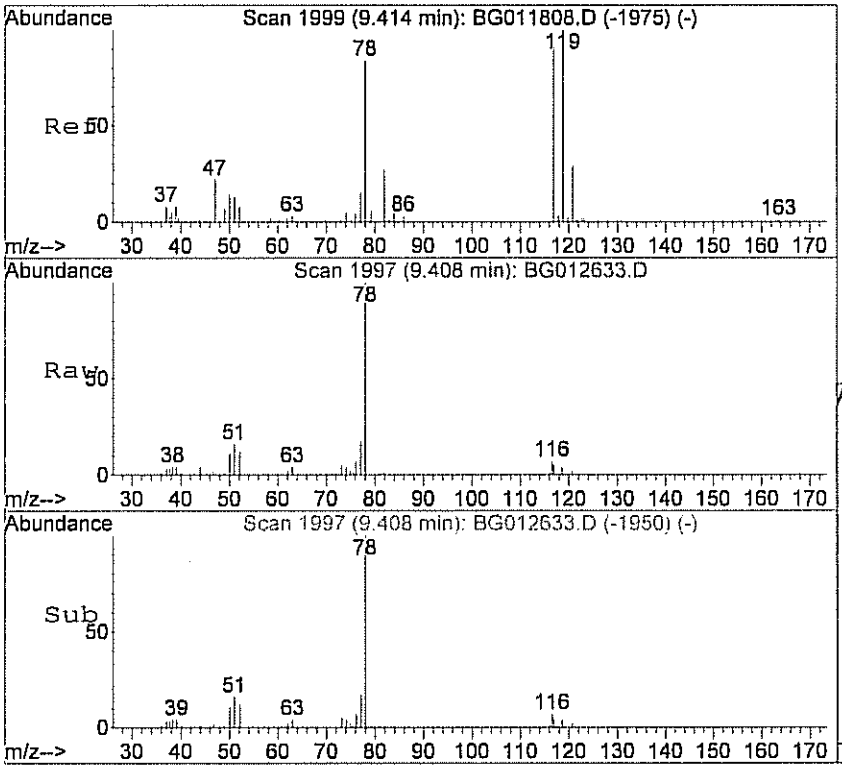

#34
Benzene
Concen: 0.49 ppb
RT: 9.41 min Scan# 1997
Delta R.T. -0.00 min
Lab File: BG012633.D
Acq: 27 Jan 2011 6:18 am

Tgt Ion: 78 Resp: 35539

Ion	Ratio	Lower	Upper
78	100		
77	24.6	2.4	42.4
51	12.6	0.0	38.9

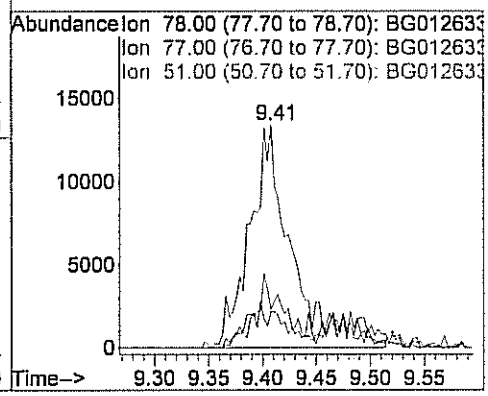

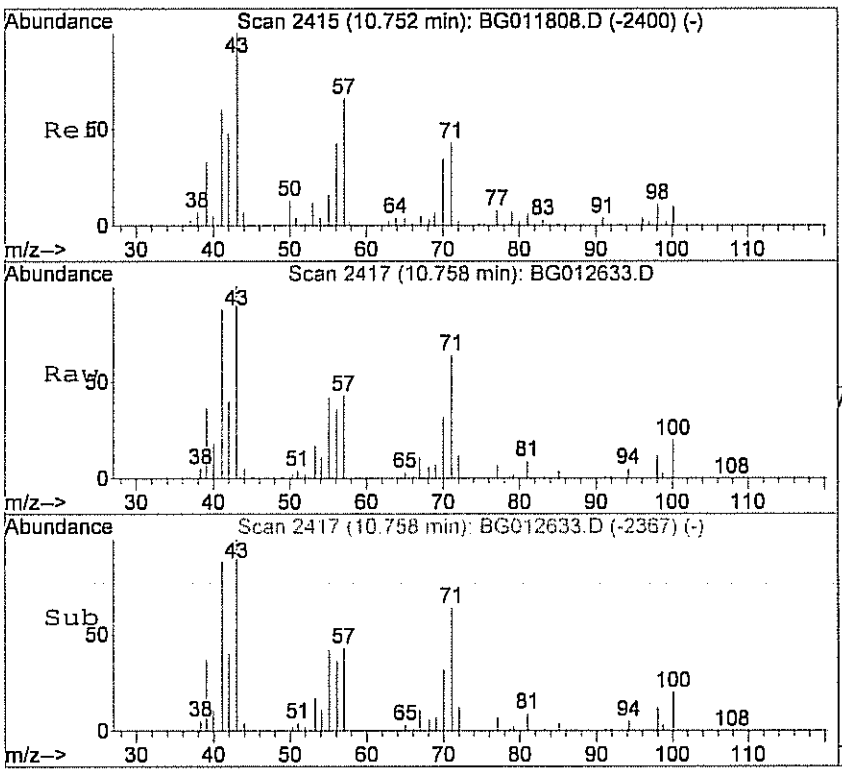

#37
Heptane
Concen: 0.82 ppb
RT: 10.76 min Scan# 2417
Delta R.T. 0.01 min
Lab File: BG012633.D
Acq: 27 Jan 2011 6:18 am

Tgt Ion: 43 Resp: 21977

Ion	Ratio	Lower	Upper
43	100		
57	64.3	40.1	80.1
71	65.1	41.4	81.4

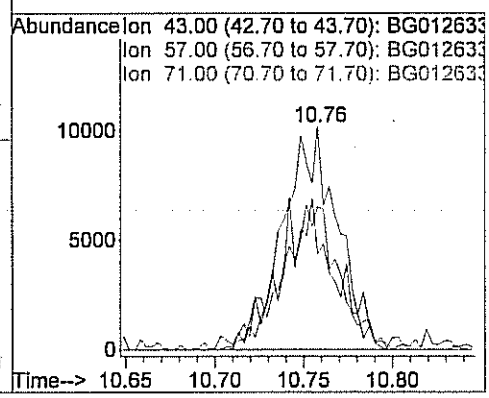

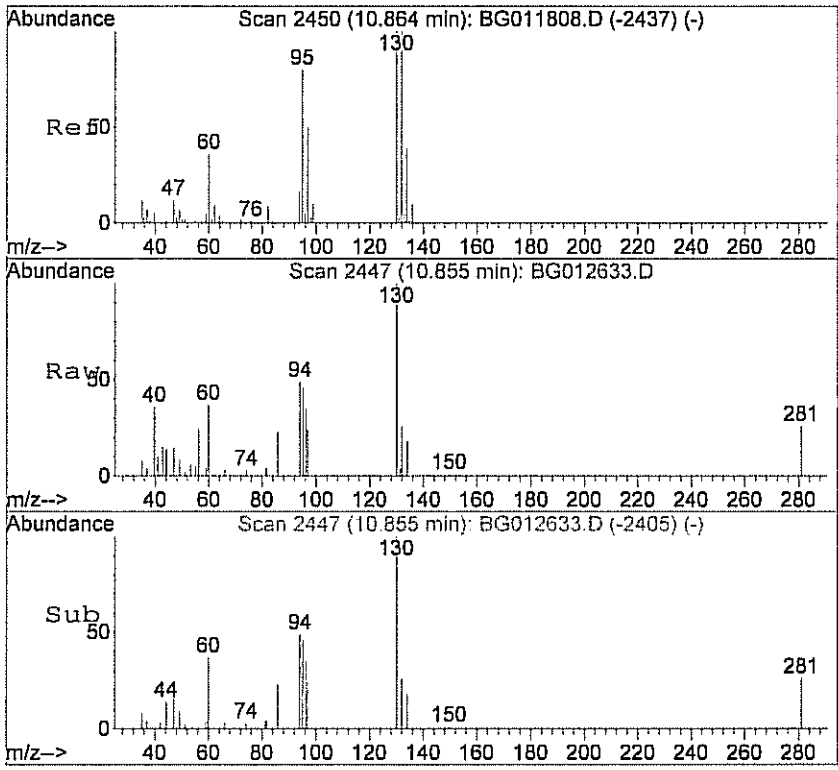

#38
Trichloroethene
Concen: 0.10 ppb m
RT: 10.85 min Scan# 2447
Delta R.T. -0.02 min
Lab File: BG012633.D
Acq: 27 Jan 2011 6:18 am

Tgt Ion:130 Resp: 4333

Ion	Ratio	Lower	Upper
130	100		
132	91.3	63.9	103.9
95	83.7	53.8	93.8

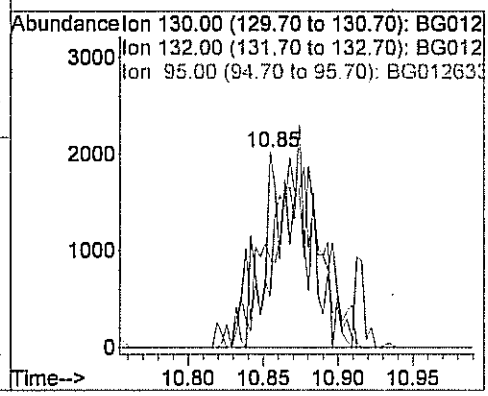

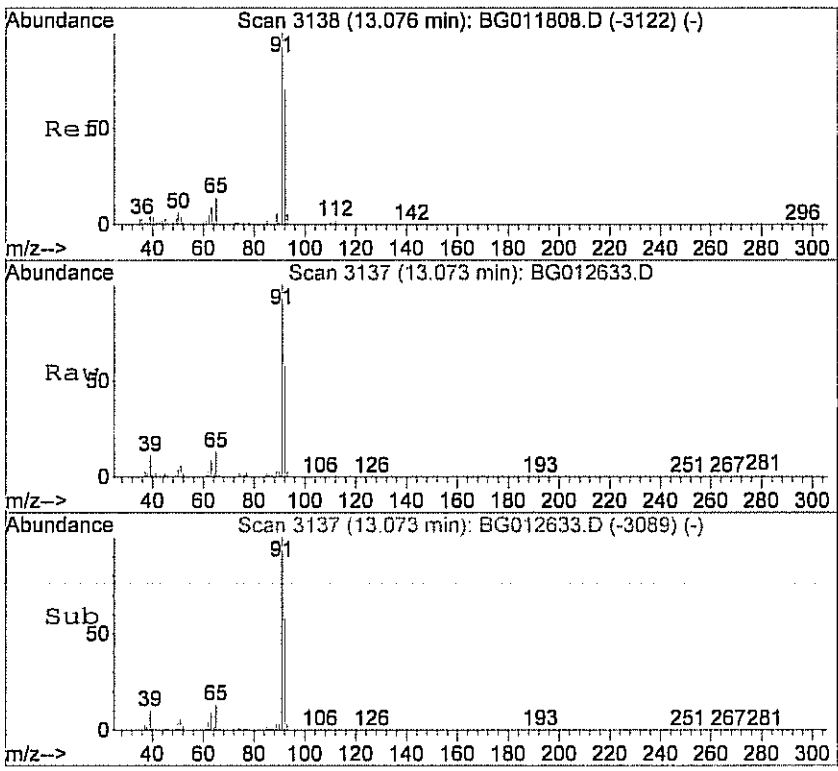

#45
Toluene
Concen: 3.51 ppb
RT: 13.07 min Scan# 3137
Delta R.T. 0.00 min
Lab File: BG012633.D
Acq: 27 Jan 2011 6:18 am

Tgt Ion: 92 Resp: 115733

Ion	Ratio	Lower	Upper
92	100		
91	163.5	121.5	161.5#

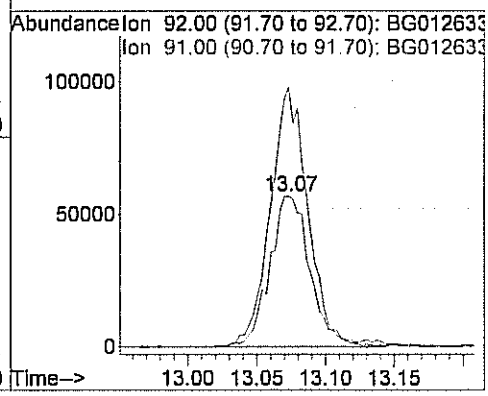

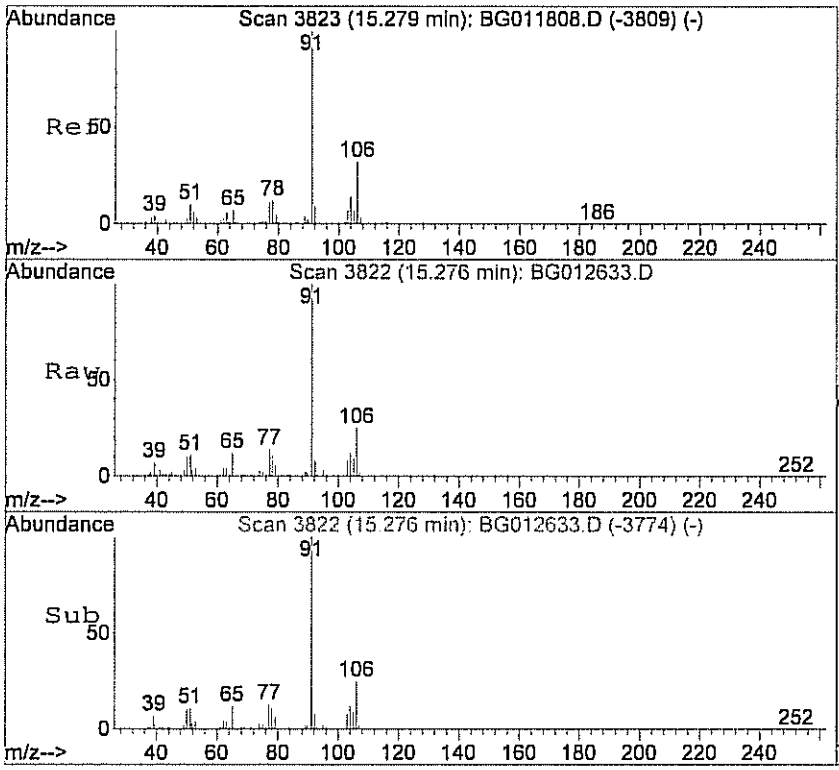

#52
Ethylbenzene
Concen: 0.61 ppb
RT: 15.28 min Scan# 3822
Delta R.T. 0.00 min
Lab File: BG012633.D
Acq: 27 Jan 2011 6:18 am

Tgt Ion: 91 Resp: 31499

Ion	Ratio	Lower	Upper
91	100		
106	35.1	21.0	61.0

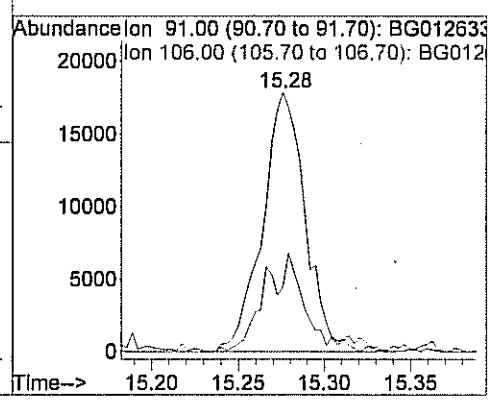

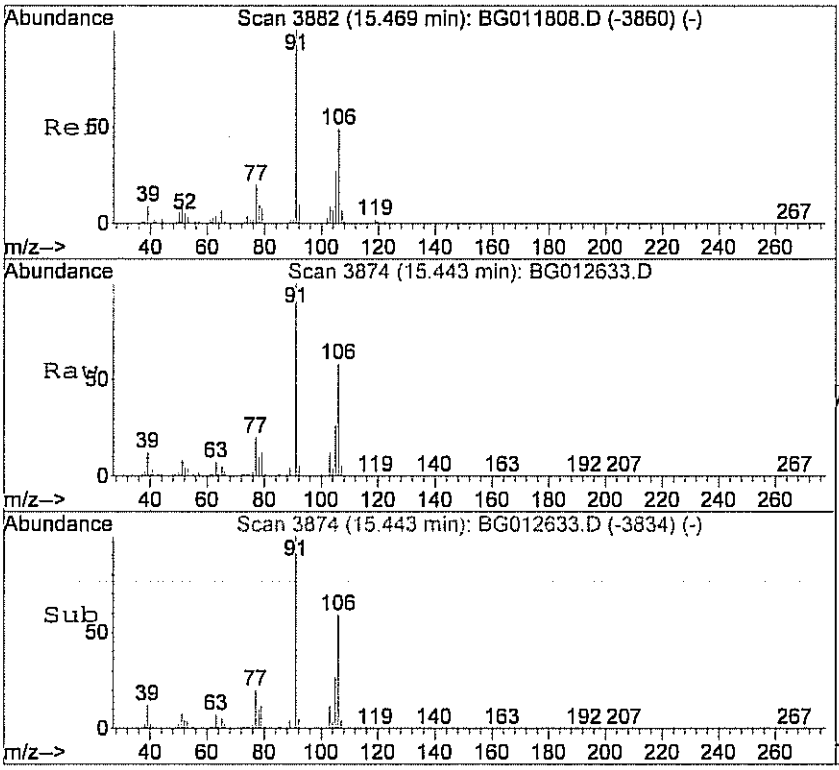

#53
m&p-xylene
Concen: 1.97 ppb
RT: 15.44 min Scan# 3874
Delta R.T. -0.02 min
Lab File: BG012633.D
Acq: 27 Jan 2011 6:18 am

Tgt Ion: 91 Resp: 95380

Ion	Ratio	Lower	Upper
91	100		
106	54.4	34.5	74.5

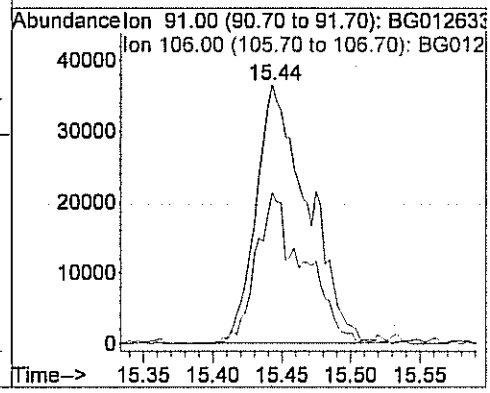

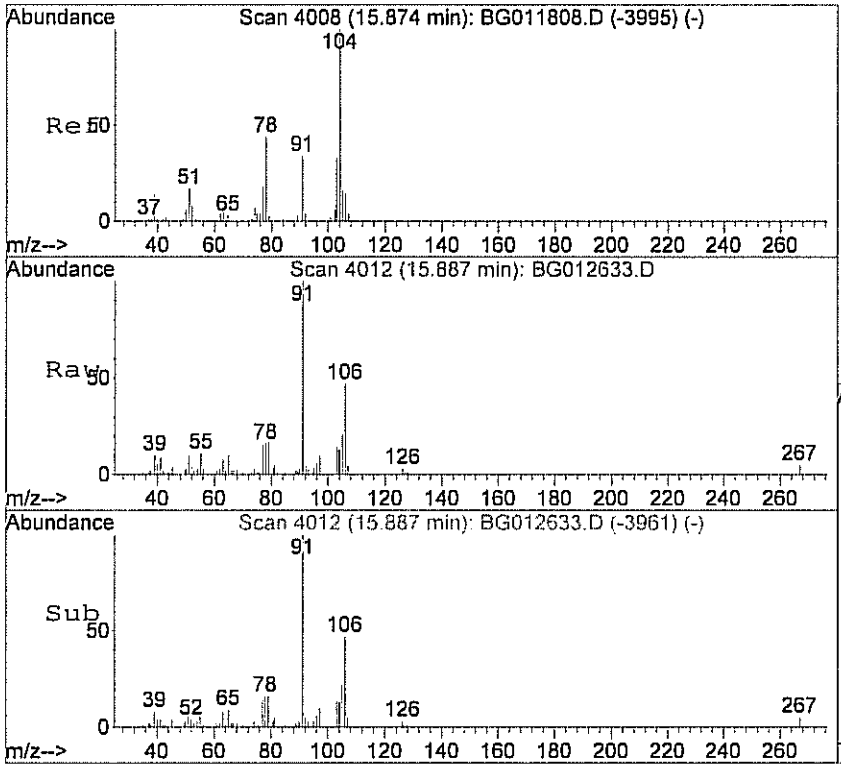

#54
Styrene
Concen: 0.32 ppb m
RT: 15.89 min Scan# 4012
Delta R.T. 0.01 min
Lab File: BG012633.D
Acq: 27 Jan 2011 6:18 am

Tgt Ion:104 Resp: 9513

Ion	Ratio	Lower	Upper
104	100		
78	78.7	13.1	53.1#

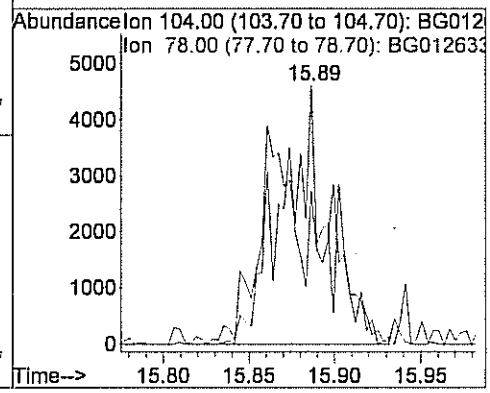

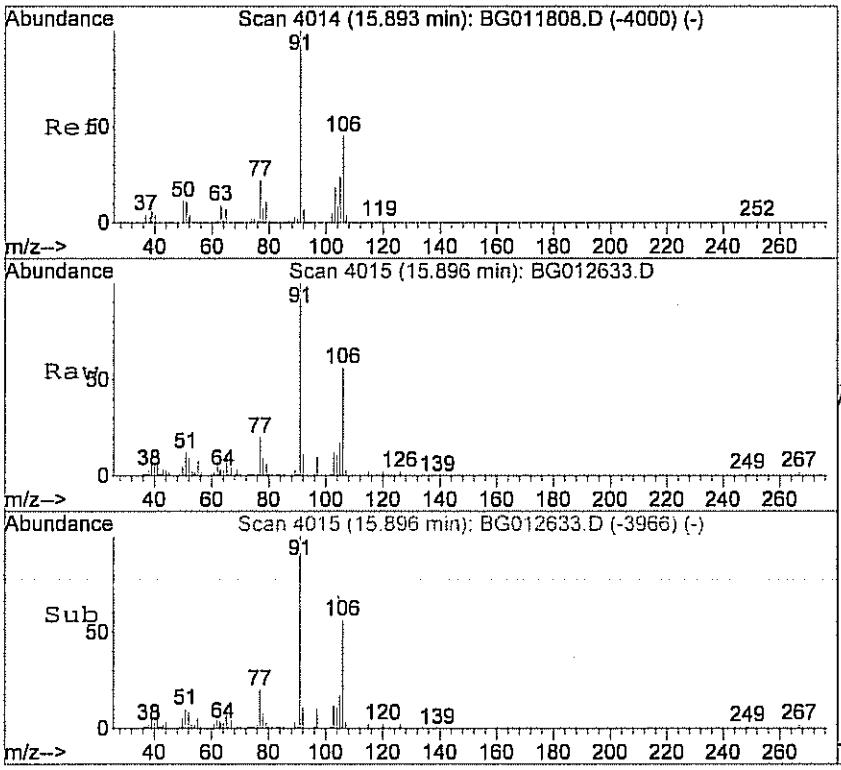

#56
o-xylene
Concen: 0.71 ppb
RT: 15.90 min Scan# 4015
Delta R.T. 0.01 min
Lab File: BG012633.D
Acq: 27 Jan 2011 6:18 am

Tgt Ion: 91 Resp: 35918

Ion	Ratio	Lower	Upper
91	100		
106	52.8	30.8	70.8

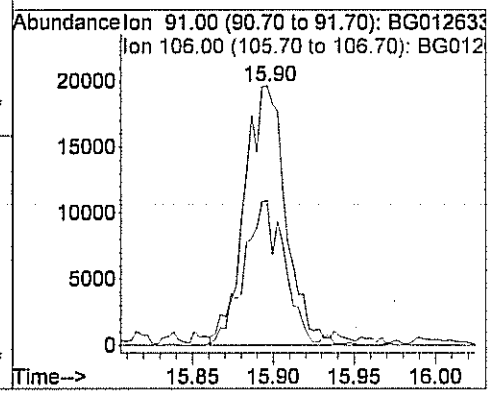

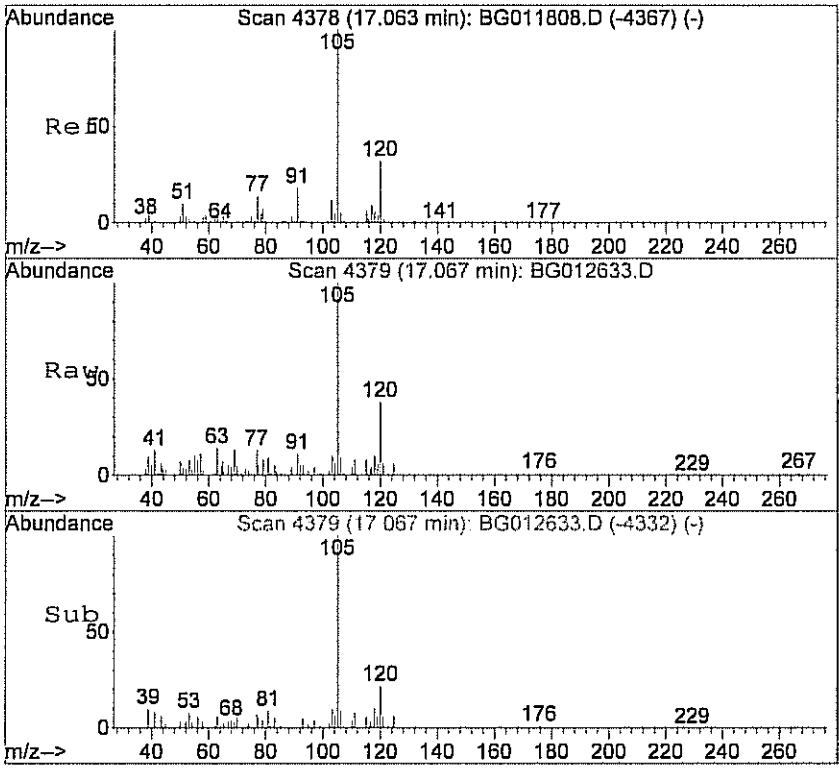

#59
4-ethyltoluene
Concen: 0.24 ppb
RT: 17.07 min Scan# 4379
Delta R.T. -0.00 min
Lab File: BG012633.D
Acq: 27 Jan 2011 6:18 am

Tgt Ion:105 Resp: 13728

Ion	Ratio	Lower	Upper
105	100		
120	38.1	8.0	48.0

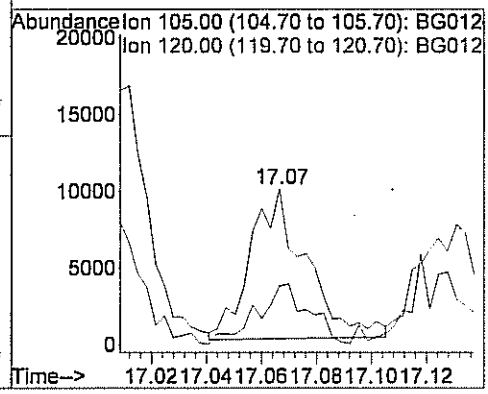

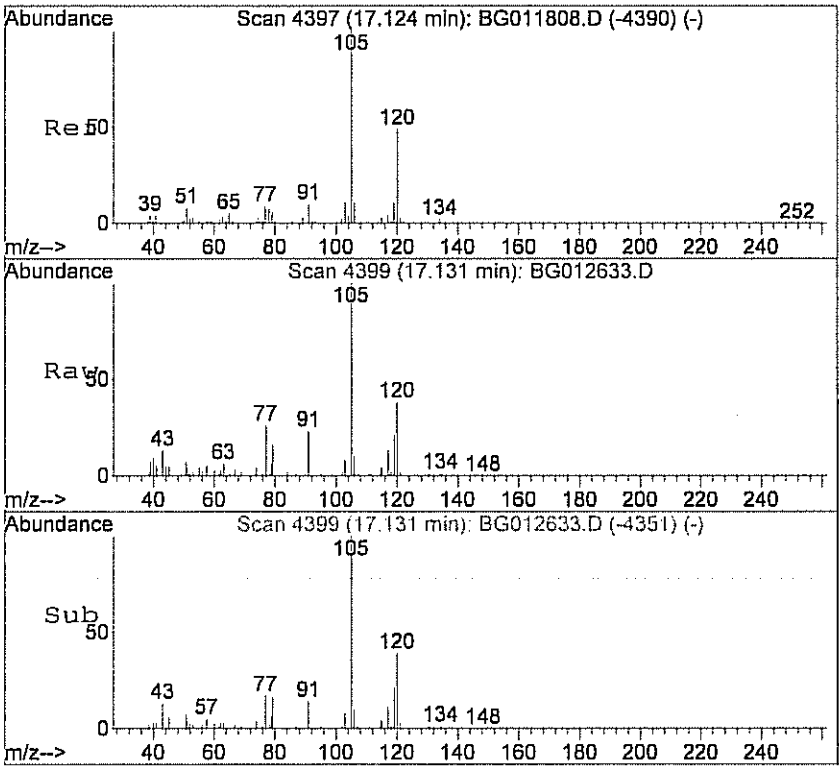

#60
1,3,5-trimethylbenzene
Concen: 0.28 ppb m
RT: 17.13 min Scan# 4399
Delta R.T. 0.00 min
Lab File: BG012633.D
Acq: 27 Jan 2011 6:18 am

Tgt Ion:105 Resp: 13324

Ion	Ratio	Lower	Upper
105	100		
120	38.7	27.9	67.9

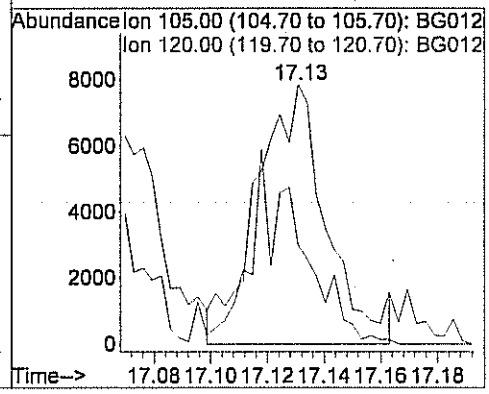

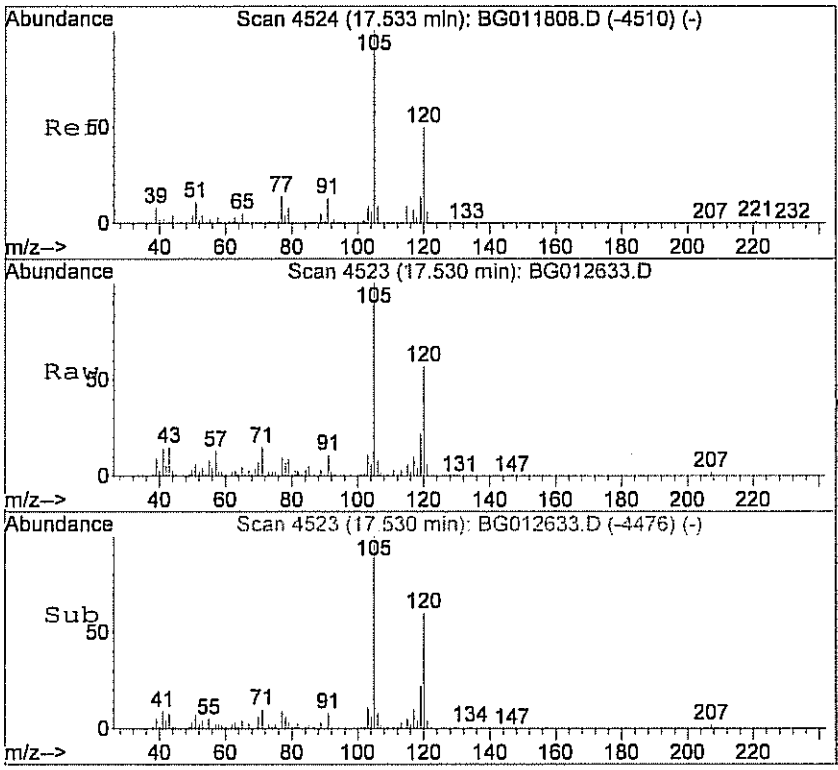

#61
1,2,4-trimethylbenzene
Concen: 1.56 ppb
RT: 17.53 min Scan# 4523
Delta R.T. -0.00 min
Lab File: BG012633.D
Acq: 27 Jan 2011 6:18 am

Tgt Ion:105 Resp: 48018

Ion	Ratio	Lower	Upper
105	100		
120	53.0	52.0	92.0

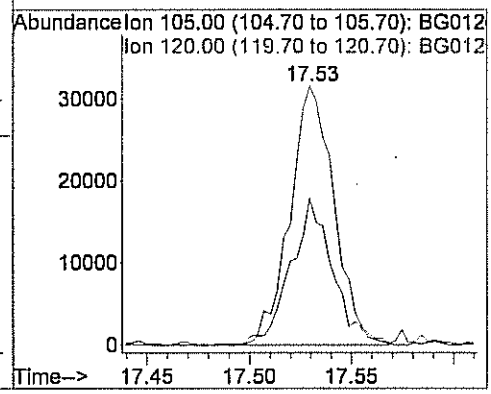

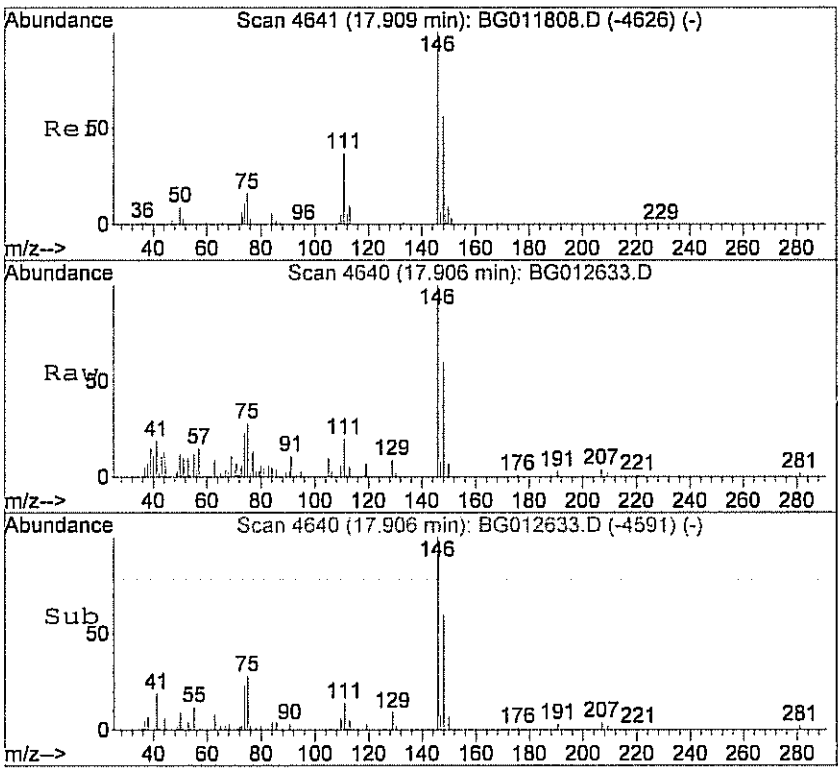

#64
1,4-dichlorobenzene
Concen: 0.15 ppb
RT: 17.91 min Scan# 4640
Delta R.T. 0.01 min
Lab File: BG012633.D
Acq: 27 Jan 2011 6:18 am

Tgt Ion:146 Resp: 5610

Ion	Ratio	Lower	Upper
146	100		
148	62.9	35.1	75.1
111	32.6	12.4	52.4

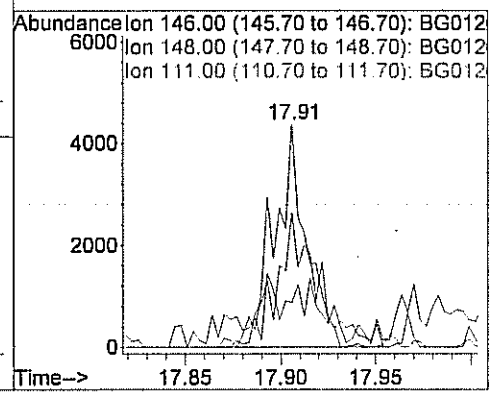

Quantitation Report (QT Reviewed)

Data File : C:\MSDCHEM\1\DATA\BG012828.D Vial: 25
Acq On : 29 Jan 2011 4:01 am Operator: LL
Sample : C1101035-003A 8X Inst : MSD #2
Misc : 1ugm3 & 0.25TCE,CT,VNCL Sample Multiplr: 1.00
MS Integration Params: RTEINT.P
Quant Time: Jan 29 04:22:10 2011 Quant Results File: B118_1UG.RES

Quant Method : C:\MSDCHEM\1\METHODS\B118_1UG.M (RTE Integrator)
Title : TO-15 VOA Standards for 5 point calibration
Last Update : Wed Jan 26 14:01:48 2011
Response via : Initial Calibration
DataAcq Meth : B118_1UG

Internal Standards	R.T.	QIon	Response	Conc	Units		Dev(Min)
1) Bromochloromethane	7.90	128	16712	1.00	ppb		0.03
30) 1,4-difluorobenzene	10.20	114	32868	1.00	ppb		0.02
44) Chlorobenzene-d5	14.98	117	35865	1.00	ppb		0.00
System Monitoring Compounds							
57) Bromofluorobenzene	16.51	95	17789	0.93	ppb		-0.01
Spiked Amount 1.000	Range 70 - 130		Recovery = 93.00%				
Target Compounds							Qvalue
12) Acetone	4.67	58	13084m	1.17	ppb		
13) Isopropyl alcohol	4.68	45	831316m	40.83	ppb		
16) Methylene chloride	5.38	84	481379	18.75	ppb		87
23) Methyl Ethyl Ketone	7.52	43	6260m	0.36	ppb		
28) Tetrahydrofuran	8.65	42	5597m	0.86	ppb		
32) Cyclohexane	9.49	56	2599	0.16	ppb	#	64
45) Toluene	13.07	92	7068	0.27	ppb	#	83
61) 1,2,4-trimethylbenzene	17.53	105	3205	0.13	ppb	#	67

(#) = qualifier out of range (m) = manual integration (+) = signals summed

Quantitation Report (QT Reviewed)

Data File : C:\MSDCHEM\1\DATA\BG012828.D Vial: 25
Acq On : 29 Jan 2011 4:01 am Operator: LL
Sample : C1101035-003A 8X Inst : MSD #2
Misc : 1ugm3 & 0.25TCE,CT,VNCL Sample Multiplr: 1.00
MS Integration Params: RTEINT.P
Quant Time: Jan 31 14:53 2011 Quant Results File: B118_1UG.RES

Method : C:\MSDCHEM\1\METHODS\B118_1UG.M (RTE Integrator)
Title : TO-15 VOA Standards for 5 point calibration
Last Update : Tue Feb 01 16:05:43 2011
Response via : Initial Calibration

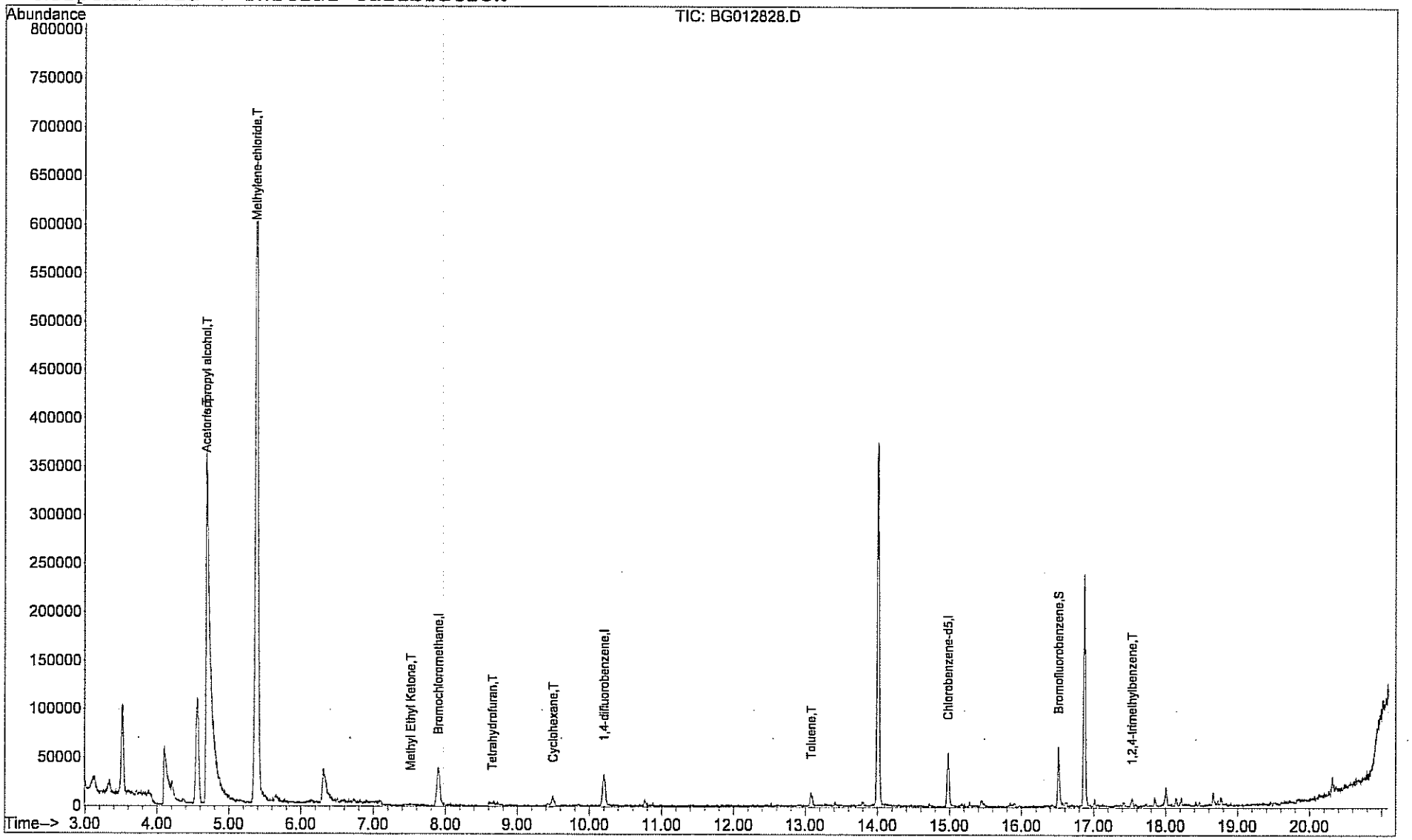

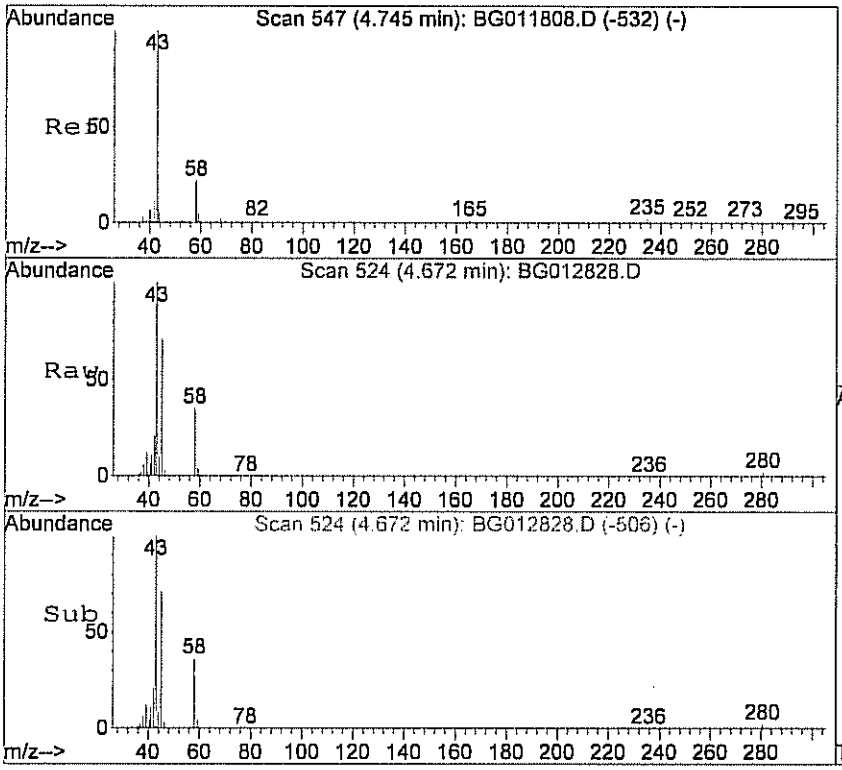

#12
Acetone
Concen: 1.17 ppb m
RT: 4.67 min Scan# 524
Delta R.T. -0.09 min
Lab File: BG012828.D
Acq: 29 Jan 2011 4:01 am

Tgt Ion: 58 Resp: 13084

Ion	Ratio	Lower	Upper
58	100		
43	0.0	148.4	208.4#

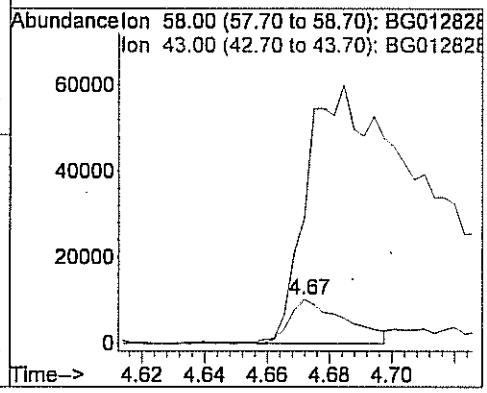

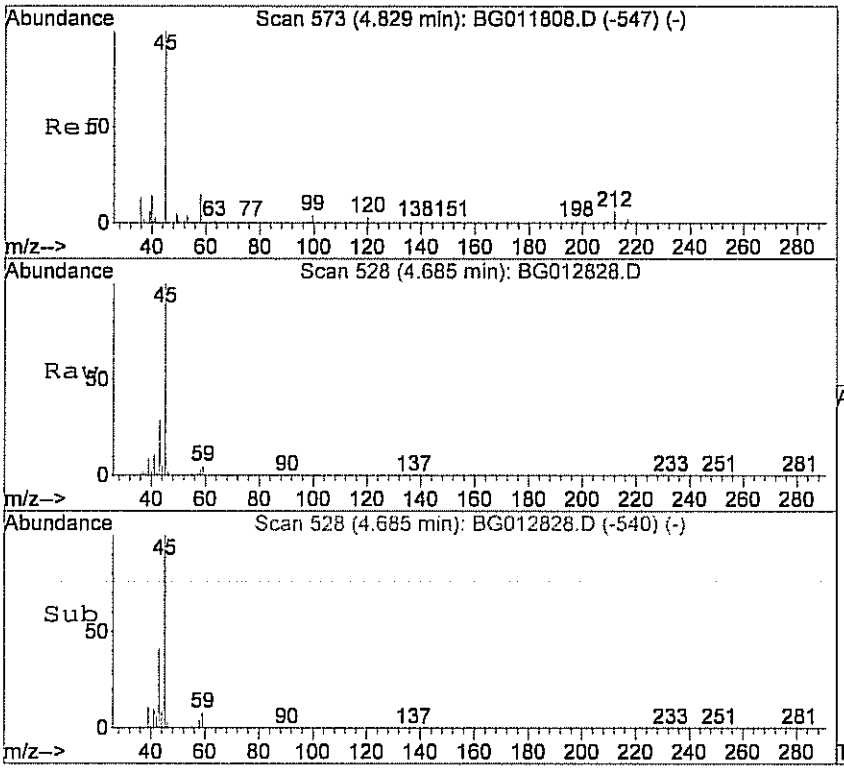

#13
Isopropyl alcohol
Concen: 40.83 ppb m
RT: 4.68 min Scan# 528
Delta R.T. -0.19 min
Lab File: BG012828.D
Acq: 29 Jan 2011 4:01 am

Tgt Ion: 45 Resp: 831316

Ion	Ratio	Lower	Upper
45	100		
43	0.2	6.2	46.2#

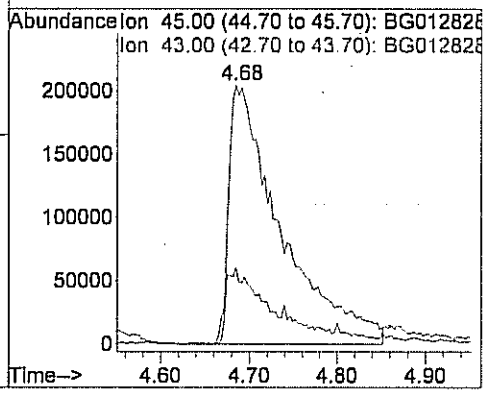

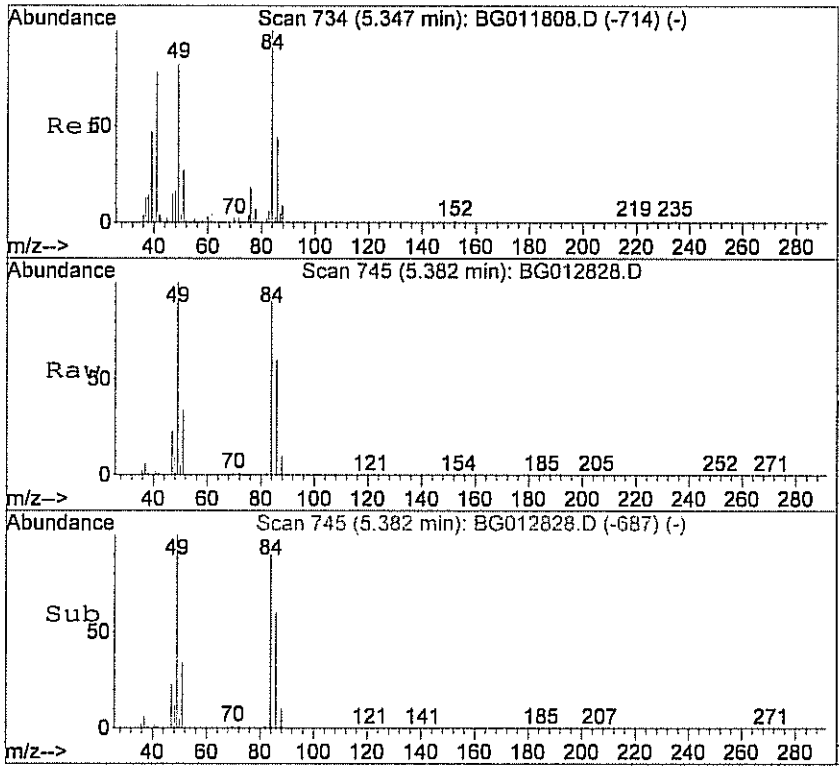

#16
Methylene chloride
Concen: 18.75 ppb
RT: 5.38 min Scan# 745
Delta R.T. 0.04 min
Lab File: BG012828.D
Acq: 29 Jan 2011 4:01 am

Tgt Ion: 84 Resp: 481379

Ion	Ratio	Lower	Upper
84	100		
49	115.6	82.7	122.7
86	65.3	35.7	75.7

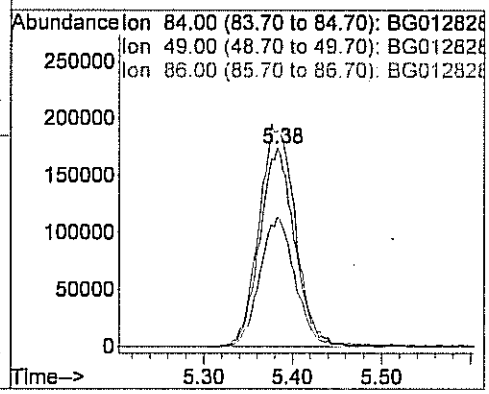

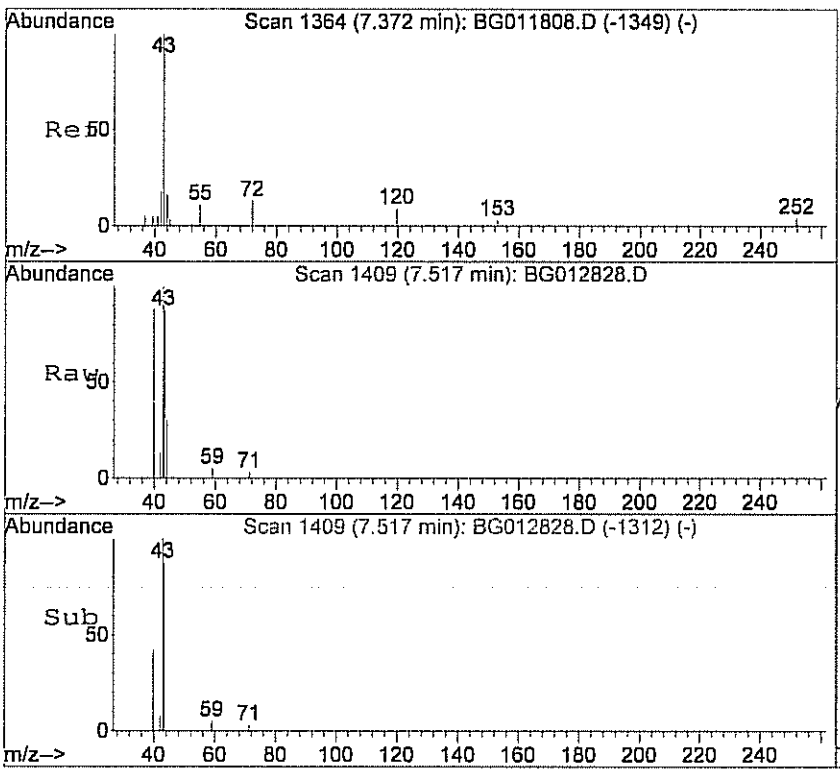

#23
Methyl Ethyl Ketone
Concen: 0.36 ppb m
RT: 7.52 min Scan# 1409
Delta R.T. 0.16 min
Lab File: BG012828.D
Acq: 29 Jan 2011 4:01 am

Tgt Ion: 43 Resp: 6260

Ion	Ratio	Lower	Upper
43	100		
57	1.0	0.0	20.0
72	0.8	0.0	20.0

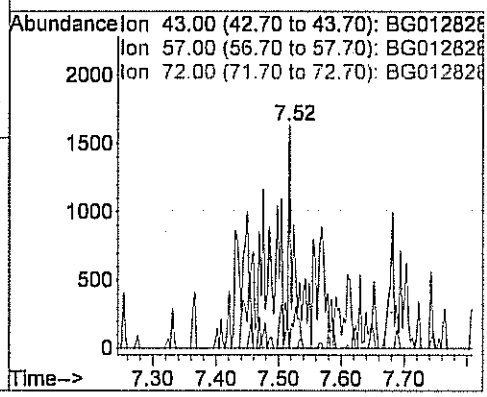

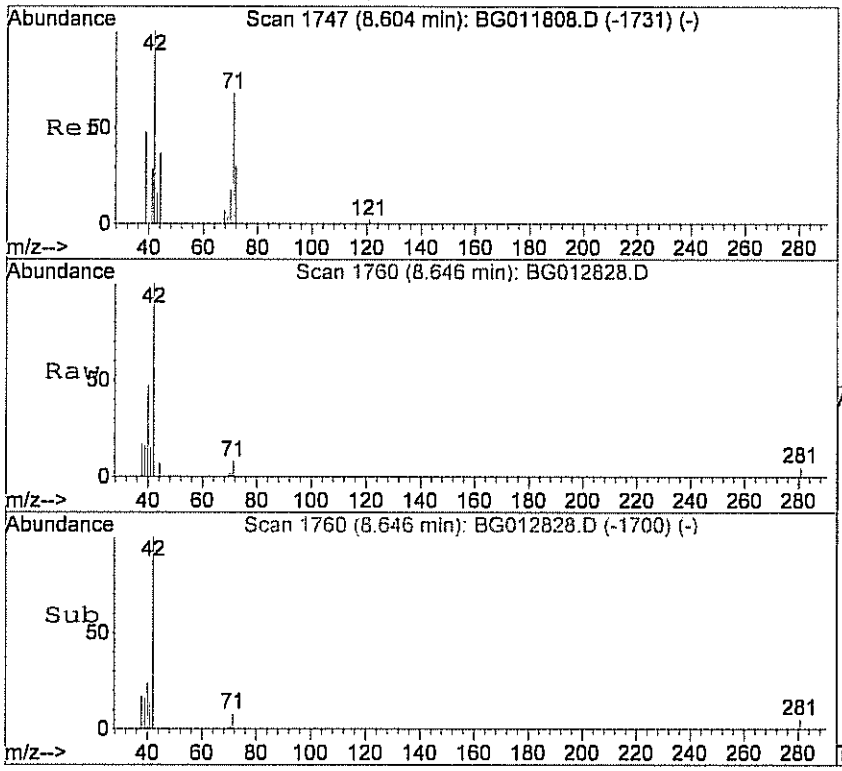

#28
Tetrahydrofuran
Concen: 0.86 ppb m
RT: 8.65 min Scan# 1760
Delta R.T. 0.04 min
Lab File: BG012828.D
Acq: 29 Jan 2011 4:01 am

Tgt Ion: 42 Resp: 5597

Ion	Ratio	Lower	Upper
42	100		
71	1.5	9.8	49.8#
72	0.0	0.0	30.6

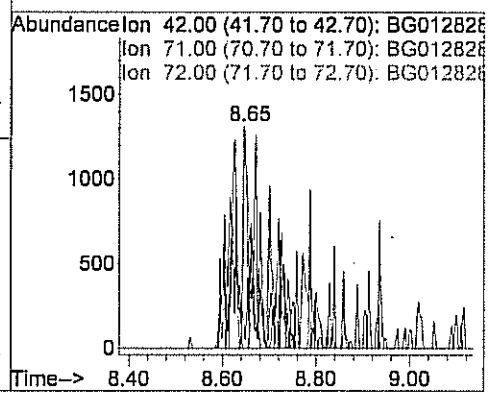

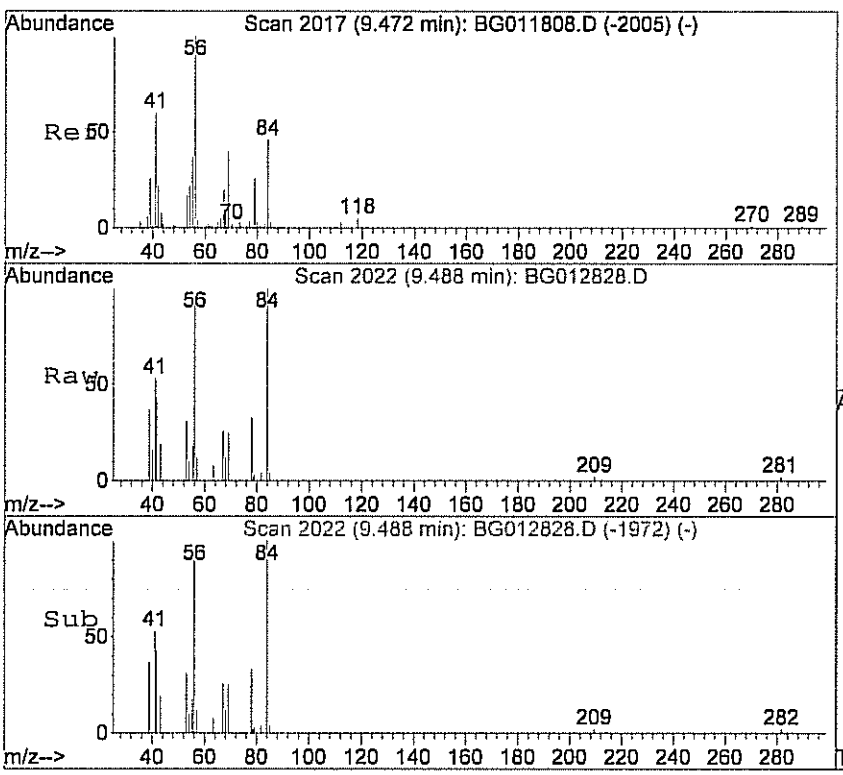

#32
Cyclohexane
Concen: 0.16 ppb
RT: 9.49 min Scan# 2022
Delta R.T. 0.01 min
Lab File: BG012828.D
Acq: 29 Jan 2011 4:01 am

Tgt Ion: 56 Resp: 2599

Ion	Ratio	Lower	Upper
56	100		
41	35.4	40.6	80.6#
84	23.5	31.3	71.3#

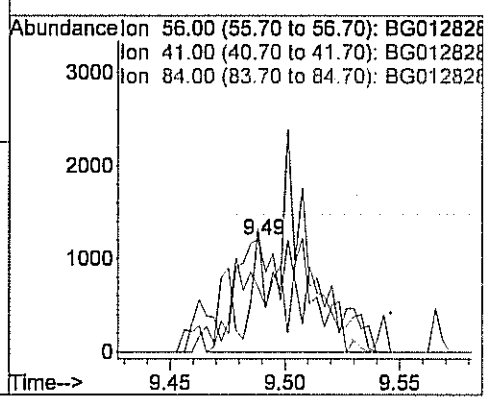

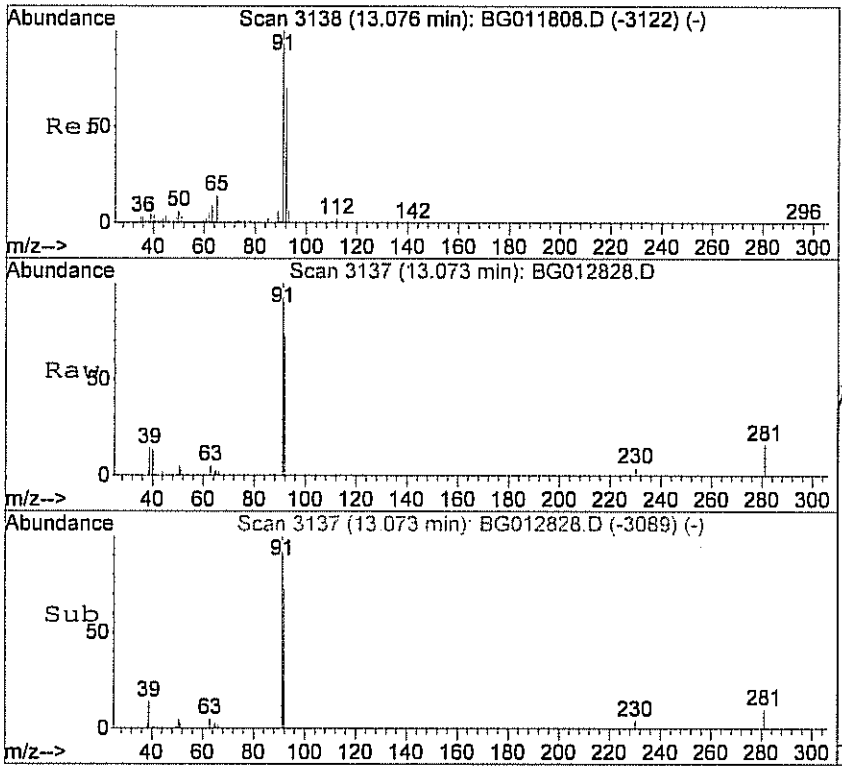

#45
Toluene
Concen: 0.27 ppb
RT: 13.07 min Scan# 3137
Delta R.T. 0.00 min
Lab File: BG012828.D
Acq: 29 Jan 2011 4:01 am

Tgt Ion: 92 Resp: 7068

Ion	Ratio	Lower	Upper
92	100		
91	162.1	121.5	161.5#

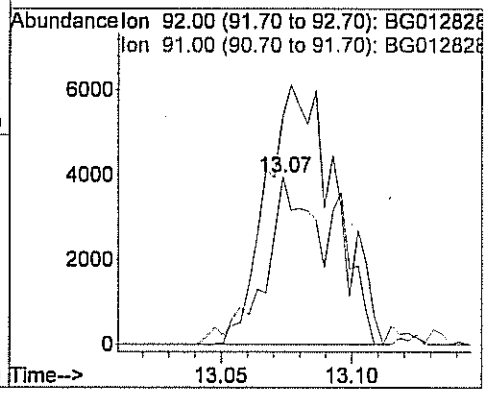

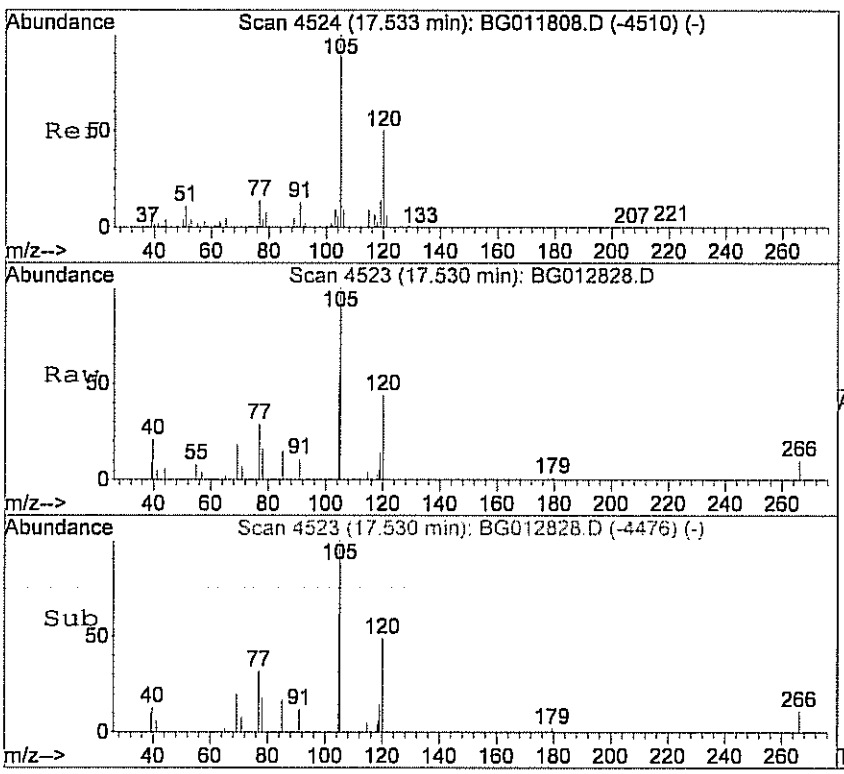

#61
1,2,4-trimethylbenzene
Concen: 0.13 ppb
RT: 17.53 min Scan# 4523
Delta R.T. 0.00 min
Lab File: BG012828.D
Acq: 29 Jan 2011 4:01 am

Tgt Ion:105 Resp: 3205

Ion	Ratio	Lower	Upper
105	100		
120	44.8	52.0	92.0#

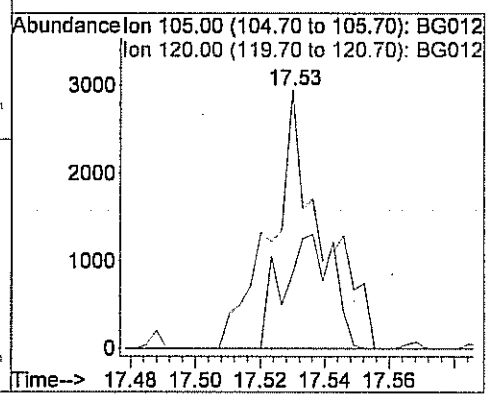

Quantitation Report (QT Reviewed)

Data File : C:\MSDCHEM\1\DATA\BG012829.D Vial: 25
Acq On : 29 Jan 2011 4:35 am Operator: LL
Sample : C1101035-003A 320X Inst : MSD #2
Misc : 1ugm3 & 0.25TCE,CT,VNCL Sample Multiplr: 1.00
MS Integration Params: RTEINT.P
Quant Time: Jan 29 04:56:58 2011 Quant Results File: B118_1UG.RES

Quant Method : C:\MSDCHEM\1\METHODS\B118_1UG.M (RTE Integrator)
Title : TO-15 VOA Standards for 5 point calibration
Last Update : Wed Jan 26 14:01:48 2011
Response via : Initial Calibration
DataAcq Meth : B118_1UG

Internal Standards	R.T.	QIon	Response	Conc	Units	Dev(Min)
1) Bromochloromethane	7.90	128	15770	1.00	ppb	0.03
30) 1,4-difluorobenzene	10.20	114	37422	1.00	ppb	0.02
44) Chlorobenzene-d5	14.98	117	36048	1.00	ppb	0.00
System Monitoring Compounds						
57) Bromofluorobenzene	16.51	95	17801	0.92	ppb	0.00
Spiked Amount 1.000	Range 70 - 130		Recovery = 92.00%			
Target Compounds						Qvalue
13) Isopropyl alcohol	4.90	45	27895	1.45	ppb	72
16) Methylene chloride	5.39	84	18247	0.75	ppb	95

(#) = qualifier out of range (m) = manual integration (+) = signals summed

Quantitation Report (QT Reviewed)

Data File : C:\MSDCHEM\1\DATA\BG012829.D Vial: 25
Acq On : 29 Jan 2011 4:35 am Operator: LL
Sample : C1101035-003A 320X Inst : MSD #2
Misc : 1ugm3 & 0.25TCE,CT,VNCL Sample Multiplr: 1.00
MS Integration Params: RTEINT.P
Quant Time: Jan 29 4:56 2011 Quant Results File: B118_1UG.RES

Method : C:\MSDCHEM\1\METHODS\B118_1UG.M (RTE Integrator)
Title : TO-15 VOA Standards for 5 point calibration
Last Update : Tue Feb 01 16:05:43 2011
Response via : Initial Calibration

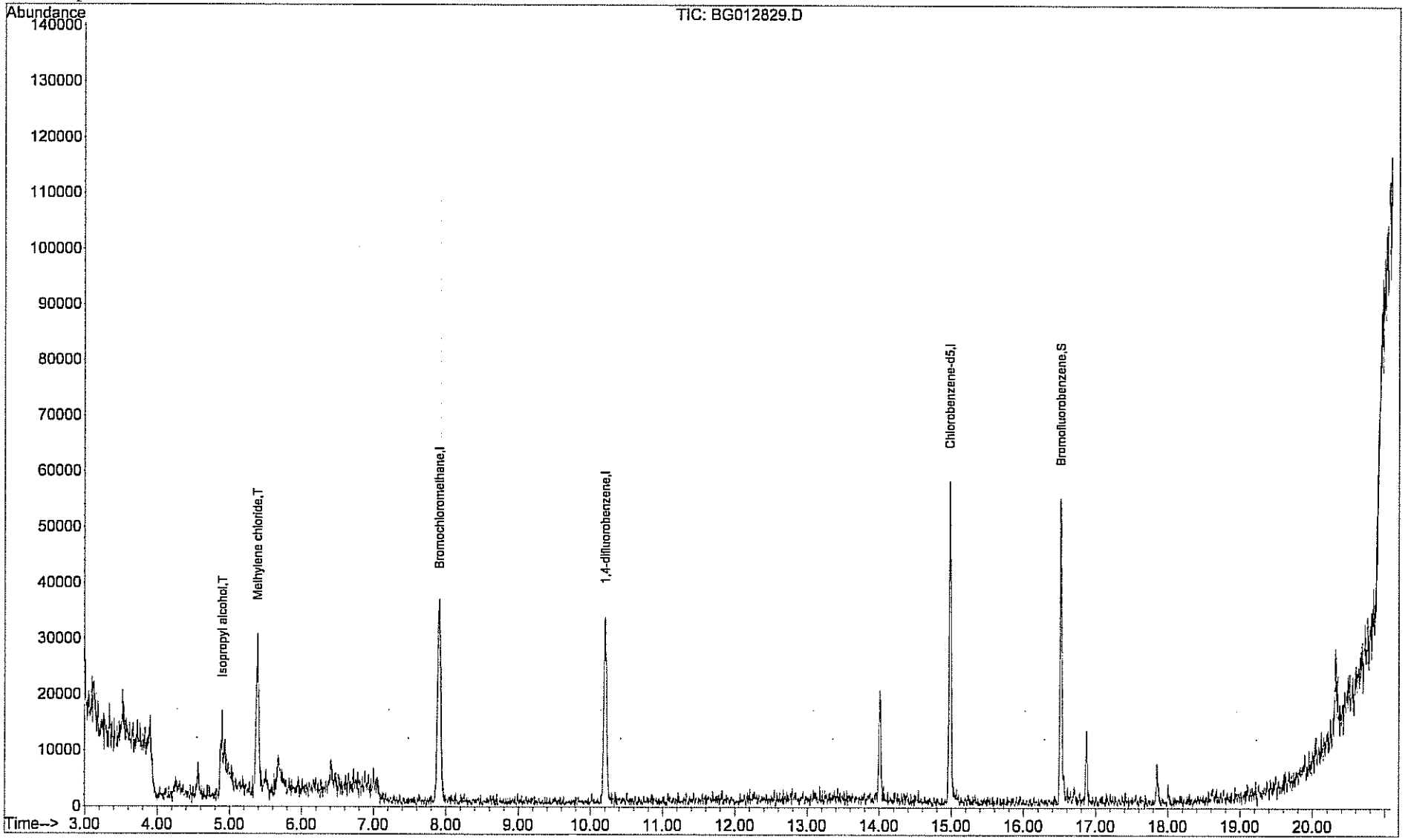

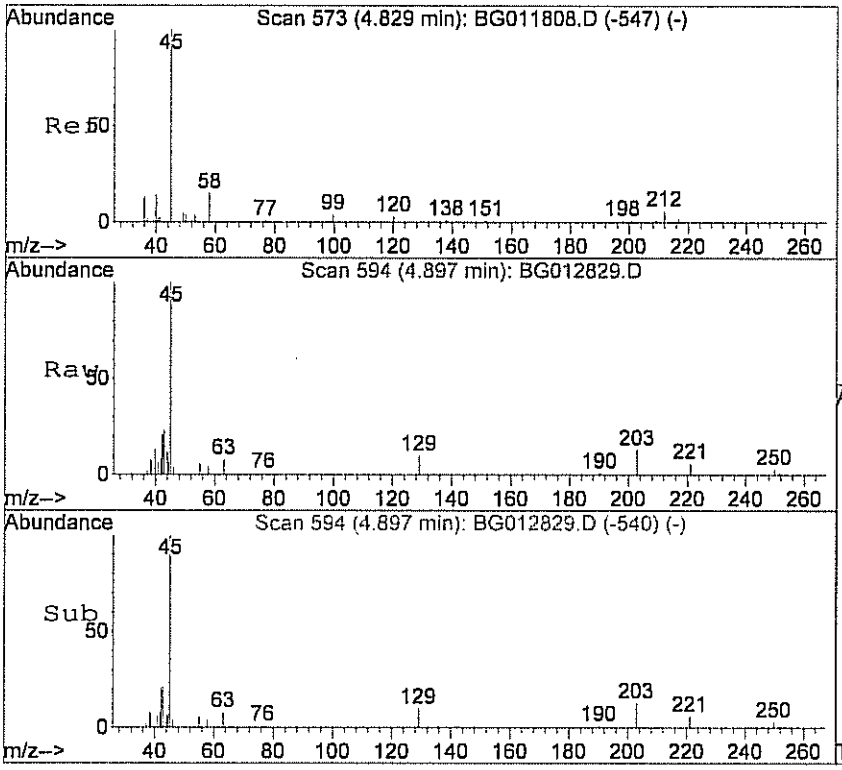

#13
Isopropyl alcohol
Concen: 1.45 ppb
RT: 4.90 min Scan# 594
Delta R.T. 0.02 min
Lab File: BG012829.D
Acq: 29 Jan 2011 4:35 am

Tgt Ion: 45 Resp: 27895

Ion	Ratio	Lower	Upper
45	100		
43	11.6	6.2	46.2

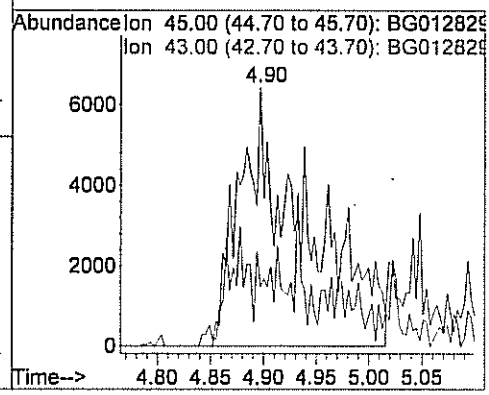

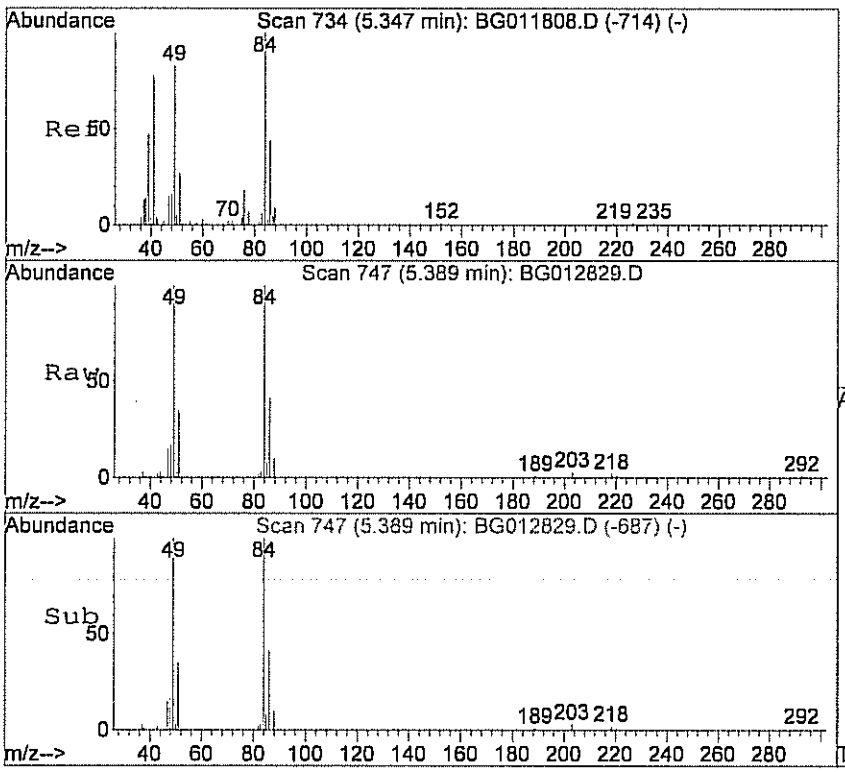

#16
Methylene chloride
Concen: 0.75 ppb
RT: 5.39 min Scan# 747
Delta R.T. 0.04 min
Lab File: BG012829.D
Acq: 29 Jan 2011 4:35 am

Tgt Ion: 84 Resp: 18247

Ion	Ratio	Lower	Upper
84	100		
49	105.5	82.7	122.7
86	62.4	35.7	75.7

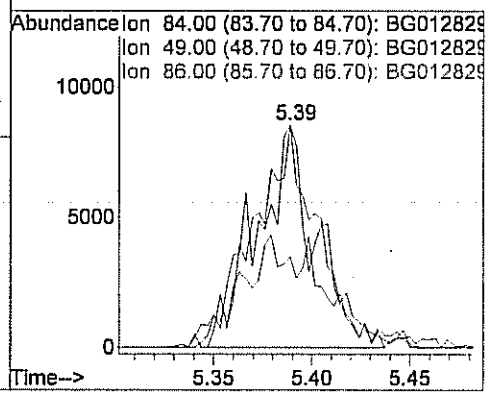

Centek Laboratories, LLC

Date: *22-Feb-11*

CLIENT:	Arcadis	**Client Sample ID:**	SS-VMP 7A
Lab Order:	C1101035	**Tag Number:**	207,111
Project:	Lockheed Martin NJ001014.0001	**Collection Date:**	1/24/2011
Lab ID:	C1101035-004A	**Matrix:**	AIR

Analyses	Result	**Limit	Qual	Units	DF	Date Analyzed
FIELD PARAMETERS		FLD				Analyst:
Lab Vacuum In	-6			"Hg		1/26/2011
Lab Vacuum Out	-30			"Hg		1/26/2011
1UG/M3 BY METHOD TO15		TO-15				Analyst: LL
1,1,1-Trichloroethane	13	1.5		ppbV	10	1/29/2011 5:10:00 AM
1,1,2,2-Tetrachloroethane	< 0.15	0.15		ppbV	1	1/27/2011 6:54:00 AM
1,1,2-Trichloroethane	< 0.15	0.15		ppbV	1	1/27/2011 6:54:00 AM
1,1-Dichloroethane	0.79	0.15		ppbV	1	1/27/2011 6:54:00 AM
1,1-Dichloroethene	0.88	0.15		ppbV	1	1/27/2011 6:54:00 AM
1,2,4-Trichlorobenzene	< 0.15	0.15		ppbV	1	1/27/2011 6:54:00 AM
1,2,4-Trimethylbenzene	2.1	0.15		ppbV	1	1/27/2011 6:54:00 AM
1,2-Dibromoethane	< 0.15	0.15		ppbV	1	1/27/2011 6:54:00 AM
1,2-Dichlorobenzene	< 0.15	0.15		ppbV	1	1/27/2011 6:54:00 AM
1,2-Dichloroethane	< 0.15	0.15		ppbV	1	1/27/2011 6:54:00 AM
1,2-Dichloropropane	< 0.15	0.15		ppbV	1	1/27/2011 6:54:00 AM
1,3,5-Trimethylbenzene	0.44	0.15		ppbV	1	1/27/2011 6:54:00 AM
1,3-butadiene	< 0.15	0.15		ppbV	1	1/27/2011 6:54:00 AM
1,3-Dichlorobenzene	< 0.15	0.15		ppbV	1	1/27/2011 6:54:00 AM
1,4-Dichlorobenzene	< 0.15	0.15		ppbV	1	1/27/2011 6:54:00 AM
1,4-Dioxane	< 0.30	0.30		ppbV	1	1/27/2011 6:54:00 AM
2,2,4-trimethylpentane	< 0.15	0.15		ppbV	1	1/27/2011 6:54:00 AM
4-ethyltoluene	0.33	0.15		ppbV	1	1/27/2011 6:54:00 AM
Acetone	2.1	3.0	J	ppbV	10	1/29/2011 5:10:00 AM
Allyl chloride	< 0.15	0.15		ppbV	1	1/27/2011 6:54:00 AM
Benzene	0.15	0.15		ppbV	1	1/27/2011 6:54:00 AM
Benzyl chloride	< 0.15	0.15		ppbV	1	1/27/2011 6:54:00 AM
Bromodichloromethane	< 0.15	0.15		ppbV	1	1/27/2011 6:54:00 AM
Bromoform	< 0.15	0.15		ppbV	1	1/27/2011 6:54:00 AM
Bromomethane	< 0.15	0.15		ppbV	1	1/27/2011 6:54:00 AM
Carbon disulfide	0.59	0.15		ppbV	1	1/27/2011 6:54:00 AM
Carbon tetrachloride	< 0.15	0.15		ppbV	1	1/27/2011 6:54:00 AM
Chlorobenzene	< 0.15	0.15		ppbV	1	1/27/2011 6:54:00 AM
Chloroethane	< 0.15	0.15		ppbV	1	1/27/2011 6:54:00 AM
Chloroform	3.3	1.5		ppbV	10	1/29/2011 5:10:00 AM
Chloromethane	< 0.15	0.15		ppbV	1	1/27/2011 6:54:00 AM
cis-1,2-Dichloroethene	0.12	0.15	J	ppbV	1	1/27/2011 6:54:00 AM
cis-1,3-Dichloropropene	< 0.15	0.15		ppbV	1	1/27/2011 6:54:00 AM
Cyclohexane	0.19	0.15		ppbV	1	1/27/2011 6:54:00 AM
Dibromochloromethane	< 0.15	0.15		ppbV	1	1/27/2011 6:54:00 AM
Ethyl acetate	< 0.25	0.25		ppbV	1	1/27/2011 6:54:00 AM

Qualifiers:

**	Reporting Limit	.	Results reported are not blank corrected
B	Analyte detected in the associated Method Blank	E	Value above quantitation range
H	Holding times for preparation or analysis exceeded	J	Analyte detected at or below quantitation limits
JN	Non-routine analyte. Quantitation estimated.	ND	Not Detected at the Reporting Limit
S	Spike Recovery outside accepted recovery limits		

Centek Laboratories, LLC

Date: *22-Feb-11*

CLIENT:	Arcadis	**Client Sample ID:**	SS-VMP 7A
Lab Order:	C1101035	**Tag Number:**	207,111
Project:	Lockheed Martin NJ001014.0001	**Collection Date:**	1/24/2011
Lab ID:	C1101035-004A	**Matrix:**	AIR

Analyses	Result	**Limit	Qual	Units	DF	Date Analyzed
1UG/M3 BY METHOD TO15		TO-15				Analyst: LL
Ethylbenzene	0.46	0.15		ppbV	1	1/27/2011 6:54:00 AM
Freon 11	0.21	0.15		ppbV	1	1/27/2011 6:54:00 AM
Freon 113	4.4	1.5		ppbV	10	1/29/2011 5:10:00 AM
Freon 114	< 0.15	0.15		ppbV	1	1/27/2011 6:54:00 AM
Freon 12	0.42	0.15		ppbV	1	1/27/2011 6:54:00 AM
Heptane	0.18	0.15		ppbV	1	1/27/2011 6:54:00 AM
Hexachloro-1,3-butadiene	< 0.15	0.15		ppbV	1	1/27/2011 6:54:00 AM
Hexane	0.33	0.15		ppbV	1	1/27/2011 6:54:00 AM
Isopropyl alcohol	16	1.5		ppbV	10	1/29/2011 5:10:00 AM
m&p-Xylene	1.6	0.30		ppbV	1	1/27/2011 6:54:00 AM
Methyl Butyl Ketone	< 0.30	0.30		ppbV	1	1/27/2011 6:54:00 AM
Methyl Ethyl Ketone	0.74	0.30		ppbV	1	1/27/2011 6:54:00 AM
Methyl Isobutyl Ketone	< 0.30	0.30		ppbV	1	1/27/2011 6:54:00 AM
Methyl tert-butyl ether	< 0.15	0.15		ppbV	1	1/27/2011 6:54:00 AM
Methylene chloride	10	1.5		ppbV	10	1/29/2011 5:10:00 AM
o-Xylene	0.60	0.15		ppbV	1	1/27/2011 6:54:00 AM
Propylene	< 0.15	0.15		ppbV	1	1/27/2011 6:54:00 AM
Styrene	0.21	0.15		ppbV	1	1/27/2011 6:54:00 AM
Tetrachloroethylene	6.2	1.5		ppbV	10	1/29/2011 5:10:00 AM
Tetrahydrofuran	1.8	0.15		ppbV	1	1/27/2011 6:54:00 AM
Toluene	2.2	1.5		ppbV	10	1/29/2011 5:10:00 AM
trans-1,2-Dichloroethene	0.28	0.15		ppbV	1	1/27/2011 6:54:00 AM
trans-1,3-Dichloropropene	< 0.15	0.15		ppbV	1	1/27/2011 6:54:00 AM
Trichloroethene	64	6.0		ppbV	40	1/29/2011 5:45:00 AM
Vinyl acetate	< 0.15	0.15		ppbV	1	1/27/2011 6:54:00 AM
Vinyl Bromide	< 0.15	0.15		ppbV	1	1/27/2011 6:54:00 AM
Vinyl chloride	< 0.15	0.15		ppbV	1	1/27/2011 6:54:00 AM
Surr: Bromofluorobenzene	111	70-130		%REC	1	1/27/2011 6:54:00 AM

Qualifiers:

**	Reporting Limit	.	Results reported are not blank corrected
B	Analyte detected in the associated Method Blank	E	Value above quantitation range
H	Holding times for preparation or analysis exceeded	J	Analyte detected at or below quantitation limits
JN	Non-routine analyte. Quantitation estimated.	ND	Not Detected at the Reporting Limit
S	Spike Recovery outside accepted recovery limits		

Centek Laboratories, LLC

Date: *22-Feb-11*

CLIENT:	Arcadis	**Client Sample ID:**	SS-VMP 7A
Lab Order:	C1101035	**Tag Number:**	207,111
Project:	Lockheed Martin NJ001014.0001	**Collection Date:**	1/24/2011
Lab ID:	C1101035-004A	**Matrix:**	AIR

Analyses	Result	**Limit	Qual	Units	DF	Date Analyzed
1UG/M3 BY METHOD TO15		TO-15				Analyst: LL
1,1,1-Trichloroethane	70	8.3		ug/m3	10	1/29/2011 5:10:00 AM
1,1,2,2-Tetrachloroethane	< 1.0	1.0		ug/m3	1	1/27/2011 6:54:00 AM
1,1,2-Trichloroethane	< 0.83	0.83		ug/m3	1	1/27/2011 6:54:00 AM
1,1-Dichloroethane	3.3	0.62		ug/m3	1	1/27/2011 6:54:00 AM
1,1-Dichloroethene	3.5	0.60		ug/m3	1	1/27/2011 6:54:00 AM
1,2,4-Trichlorobenzene	< 1.1	1.1		ug/m3	1	1/27/2011 6:54:00 AM
1,2,4-Trimethylbenzene	10	0.75		ug/m3	1	1/27/2011 6:54:00 AM
1,2-Dibromoethane	< 1.2	1.2		ug/m3	1	1/27/2011 6:54:00 AM
1,2-Dichlorobenzene	< 0.92	0.92		ug/m3	1	1/27/2011 6:54:00 AM
1,2-Dichloroethane	< 0.62	0.62		ug/m3	1	1/27/2011 6:54:00 AM
1,2-Dichloropropane	< 0.70	0.70		ug/m3	1	1/27/2011 6:54:00 AM
1,3,5-Trimethylbenzene	2.2	0.75		ug/m3	1	1/27/2011 6:54:00 AM
1,3-butadiene	< 0.34	0.34		ug/m3	1	1/27/2011 6:54:00 AM
1,3-Dichlorobenzene	< 0.92	0.92		ug/m3	1	1/27/2011 6:54:00 AM
1,4-Dichlorobenzene	< 0.92	0.92		ug/m3	1	1/27/2011 6:54:00 AM
1,4-Dioxane	< 1.1	1.1		ug/m3	1	1/27/2011 6:54:00 AM
2,2,4-trimethylpentane	< 0.71	0.71		ug/m3	1	1/27/2011 6:54:00 AM
4-ethyltoluene	1.6	0.75		ug/m3	1	1/27/2011 6:54:00 AM
Acetone	5.1	7.2	J	ug/m3	10	1/29/2011 5:10:00 AM
Allyl chloride	< 0.48	0.48		ug/m3	1	1/27/2011 6:54:00 AM
Benzene	0.49	0.49		ug/m3	1	1/27/2011 6:54:00 AM
Benzyl chloride	< 0.88	0.88		ug/m3	1	1/27/2011 6:54:00 AM
Bromodichloromethane	< 1.0	1.0		ug/m3	1	1/27/2011 6:54:00 AM
Bromoform	< 1.6	1.6		ug/m3	1	1/27/2011 6:54:00 AM
Bromomethane	< 0.59	0.59		ug/m3	1	1/27/2011 6:54:00 AM
Carbon disulfide	1.9	0.47		ug/m3	1	1/27/2011 6:54:00 AM
Carbon tetrachloride	< 0.96	0.96		ug/m3	1	1/27/2011 6:54:00 AM
Chlorobenzene	< 0.70	0.70		ug/m3	1	1/27/2011 6:54:00 AM
Chloroethane	< 0.40	0.40		ug/m3	1	1/27/2011 6:54:00 AM
Chloroform	16	7.4		ug/m3	10	1/29/2011 5:10:00 AM
Chloromethane	< 0.31	0.31		ug/m3	1	1/27/2011 6:54:00 AM
cis-1,2-Dichloroethene	0.48	0.60	J	ug/m3	1	1/27/2011 6:54:00 AM
cis-1,3-Dichloropropene	< 0.69	0.69		ug/m3	1	1/27/2011 6:54:00 AM
Cyclohexane	0.66	0.52		ug/m3	1	1/27/2011 6:54:00 AM
Dibromochloromethane	< 1.3	1.3		ug/m3	1	1/27/2011 6:54:00 AM
Ethyl acetate	< 0.92	0.92		ug/m3	1	1/27/2011 6:54:00 AM
Ethylbenzene	2.0	0.66		ug/m3	1	1/27/2011 6:54:00 AM
Freon 11	1.2	0.86		ug/m3	1	1/27/2011 6:54:00 AM
Freon 113	34	12		ug/m3	10	1/29/2011 5:10:00 AM
Freon 114	< 1.1	1.1		ug/m3	1	1/27/2011 6:54:00 AM

Qualifiers:

**	Reporting Limit	.	Results reported are not blank corrected
B	Analyte detected in the associated Method Blank	E	Value above quantitation range
H	Holding times for preparation or analysis exceeded	J	Analyte detected at or below quantitation limits
JN	Non-routine analyte. Quantitation estimated.	ND	Not Detected at the Reporting Limit
S	Spike Recovery outside accepted recovery limits		

Centek Laboratories, LLC

Date: *22-Feb-11*

CLIENT:	Arcadis	**Client Sample ID:**	SS-VMP 7A
Lab Order:	C1101035	**Tag Number:**	207,111
Project:	Lockheed Martin NJ001014.0001	**Collection Date:**	1/24/2011
Lab ID:	C1101035-004A	**Matrix:**	AIR

Analyses	Result	**Limit	Qual	Units	DF	Date Analyzed
1UG/M3 BY METHOD TO15		TO-15				Analyst: LL
Freon 12	2.1	0.75		ug/m3	1	1/27/2011 6:54:00 AM
Heptane	0.75	0.62		ug/m3	1	1/27/2011 6:54:00 AM
Hexachloro-1,3-butadiene	< 1.6	1.6		ug/m3	1	1/27/2011 6:54:00 AM
Hexane	1.2	0.54		ug/m3	1	1/27/2011 6:54:00 AM
Isopropyl alcohol	41	3.7		ug/m3	10	1/29/2011 5:10:00 AM
m&p-Xylene	6.9	1.3		ug/m3	1	1/27/2011 6:54:00 AM
Methyl Butyl Ketone	< 1.2	1.2		ug/m3	1	1/27/2011 6:54:00 AM
Methyl Ethyl Ketone	2.2	0.90		ug/m3	1	1/27/2011 6:54:00 AM
Methyl Isobutyl Ketone	< 1.2	1.2		ug/m3	1	1/27/2011 6:54:00 AM
Methyl tert-butyl ether	< 0.55	0.55		ug/m3	1	1/27/2011 6:54:00 AM
Methylene chloride	35	5.3		ug/m3	10	1/29/2011 5:10:00 AM
o-Xylene	2.6	0.66		ug/m3	1	1/27/2011 6:54:00 AM
Propylene	< 0.26	0.26		ug/m3	1	1/27/2011 6:54:00 AM
Styrene	0.91	0.65		ug/m3	1	1/27/2011 6:54:00 AM
Tetrachloroethylene	43	10		ug/m3	10	1/29/2011 5:10:00 AM
Tetrahydrofuran	5.4	0.45		ug/m3	1	1/27/2011 6:54:00 AM
Toluene	8.4	5.7		ug/m3	10	1/29/2011 5:10:00 AM
trans-1,2-Dichloroethene	1.1	0.60		ug/m3	1	1/27/2011 6:54:00 AM
trans-1,3-Dichloropropene	< 0.69	0.69		ug/m3	1	1/27/2011 6:54:00 AM
Trichloroethene	350	33		ug/m3	40	1/29/2011 5:45:00 AM
Vinyl acetate	< 0.54	0.54		ug/m3	1	1/27/2011 6:54:00 AM
Vinyl Bromide	< 0.67	0.67		ug/m3	1	1/27/2011 6:54:00 AM
Vinyl chloride	< 0.39	0.39		ug/m3	1	1/27/2011 6:54:00 AM

Qualifiers:

**	Reporting Limit	.	Results reported are not blank corrected
B	Analyte detected in the associated Method Blank	E	Value above quantitation range
H	Holding times for preparation or analysis exceeded	J	Analyte detected at or below quantitation limits
JN	Non-routine analyte. Quantitation estimated.	ND	Not Detected at the Reporting Limit
S	Spike Recovery outside accepted recovery limits		

Quantitation Report (QT Reviewed)

Data File : C:\MSDCHEM\1\DATA\BG012634.D Vial: 26
Acq On : 27 Jan 2011 6:54 am Operator: LL
Sample : C1101035-004A Inst : MSD #2
Misc : 1ugm3 & 0.25TCE,CT,VNCL Sample Multiplr: 1.00
MS Integration Params: RTEINT.P
Quant Time: Jan 31 11:10:15 2011 Quant Results File: B118_1UG.RES

Quant Method : C:\MSDCHEM\1\METHODS\B118_1UG.M (RTE Integrator)
Title : TO-15 VOA Standards for 5 point calibration
Last Update : Wed Jan 26 14:01:48 2011
Response via : Initial Calibration
DataAcq Meth : B118_1UG

Internal Standards	R.T.	QIon	Response	Conc	Units		Dev(Min)
1) Bromochloromethane	7.87	128	17870	1.00	ppb		0.00
30) 1,4-difluorobenzene	10.18	114	52746	1.00	ppb		0.00
44) Chlorobenzene-d5	14.98	117	50858	1.00	ppb		0.00
System Monitoring Compounds							
57) Bromofluorobenzene	16.51	95	30276	1.11	ppb		-0.01
Spiked Amount 1.000	Range 70 - 130		Recovery = 111.00%				
Target Compounds							Qvalue
3) Freon 12	3.13	85	46259	0.42	ppb		95
11) Freon 11	4.33	101	21614	0.21	ppb		94
12) Acetone	4.65	58	30711	2.56	ppb	#	1
13) Isopropyl alcohol	4.67	45	528029m	24.25	ppb		
14) 1,1-dichloroethene	4.95	96	23519	0.88	ppb	#	84
15) Freon 113	5.12	101	266123	3.75	ppb		81
16) Methylene chloride	5.35	84	233261	8.50	ppb		82
18) Carbon disulfide	5.46	76	53745	0.59	ppb		98
19) trans-1,2-dichloroethene	6.18	61	11177	0.28	ppb		86
21) 1,1-dichloroethane	6.58	63	43830	0.79	ppb		94
23) Methyl Ethyl Ketone	7.44	43	13817m	0.74	ppb		
24) cis-1,2-dichloroethene	7.46	61	3108m	0.12	ppb		
25) Hexane	7.07	41	10750	0.33	ppb	#	57
27) Chloroform	8.03	83	174295	2.88	ppb		93
28) Tetrahydrofuran	8.73	42	12673m	1.81	ppb		
31) 1,1,1-trichloroethane	8.80	97	853061	9.56	ppb		89
32) Cyclohexane	9.47	56	5010	0.19	ppb	#	62
33) Carbon tetrachloride	9.42	117	3835	0.03	ppb	#	7
34) Benzene	9.40	78	11160	0.15	ppb		89
37) Heptane	10.76	43	5099m	0.18	ppb		
38) Trichloroethene	10.87	130	1879513	41.27	ppb		82
45) Toluene	13.08	92	116499	3.12	ppb		84
50) Tetrachloroethylene	14.08	164	251918	5.82	ppb		99
52) Ethylbenzene	15.28	91	27273	0.46	ppb		89
53) m&p-xylene	15.44	91	85578	1.56	ppb		100
54) Styrene	15.88	104	6966	0.21	ppb		97
56) o-xylene	15.89	91	34769	0.60	ppb		98
59) 4-ethyltoluene	17.07	105	21292m	0.33	ppb		
60) 1,3,5-trimethylbenzene	17.13	105	23430	0.44	ppb		83
61) 1,2,4-trimethylbenzene	17.52	105	72773	2.08	ppb		79

(#) = qualifier out of range (m) = manual integration (+) = signals summed

Quantitation Report (QT Reviewed)

Data File : C:\MSDCHEM\1\DATA\BG012634.D Vial: 26
Acq On : 27 Jan 2011 6:54 am Operator: LL
Sample : C1101035-004A Inst : MSD #2
Misc : 1ugm3 & 0.25TCE,CT,VNCL Sample Multiplr: 1.00
MS Integration Params: RTEINT.P
Quant Time: Jan 31 11:21 2011 Quant Results File: B118_1UG.RES

Method : C:\MSDCHEM\1\METHODS\B118_1UG.M (RTE Integrator)
Title : TO-15 VOA Standards for 5 point calibration
Last Update : Tue Feb 01 16:05:43 2011
Response via : Initial Calibration

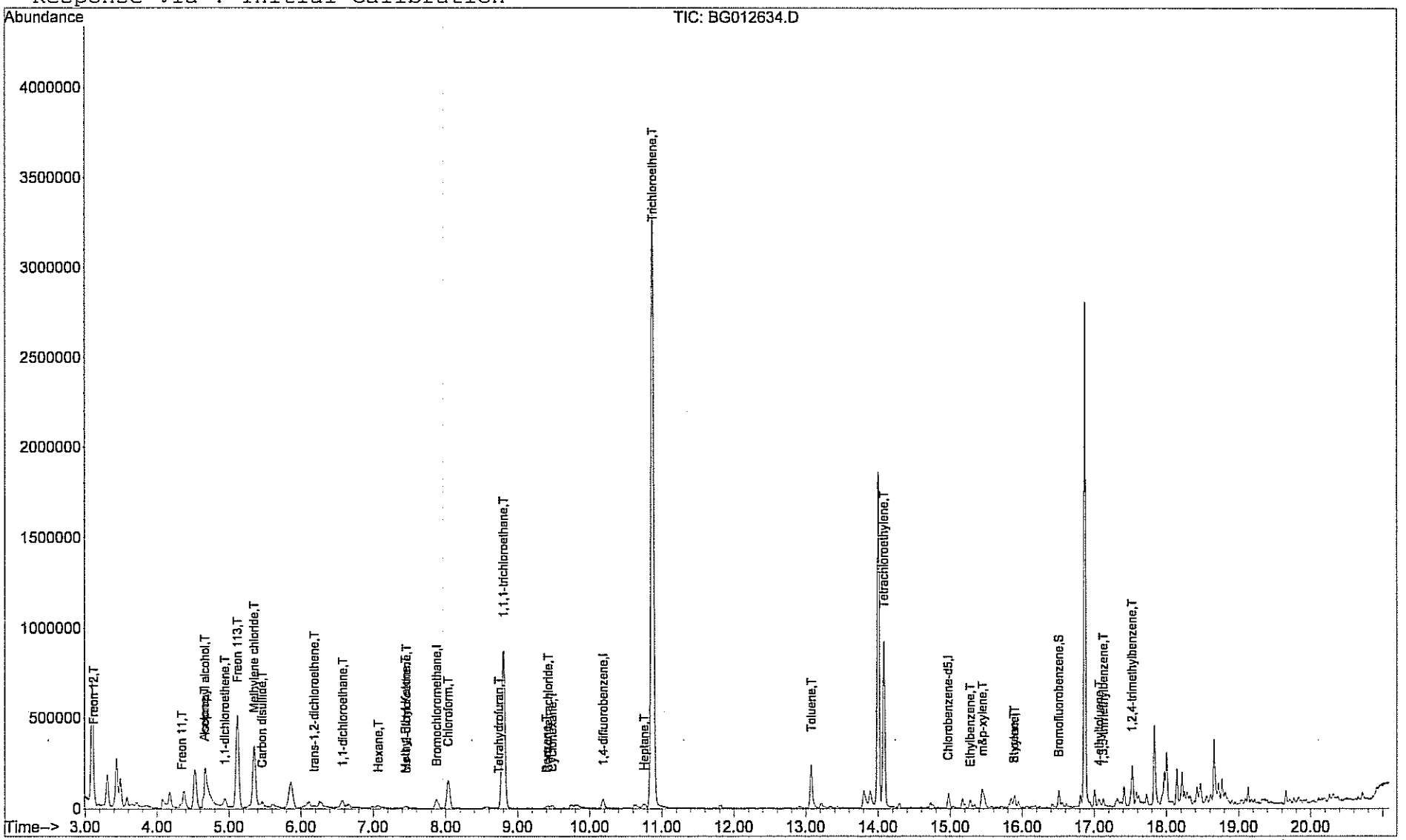

Centek Laboratories, LLC

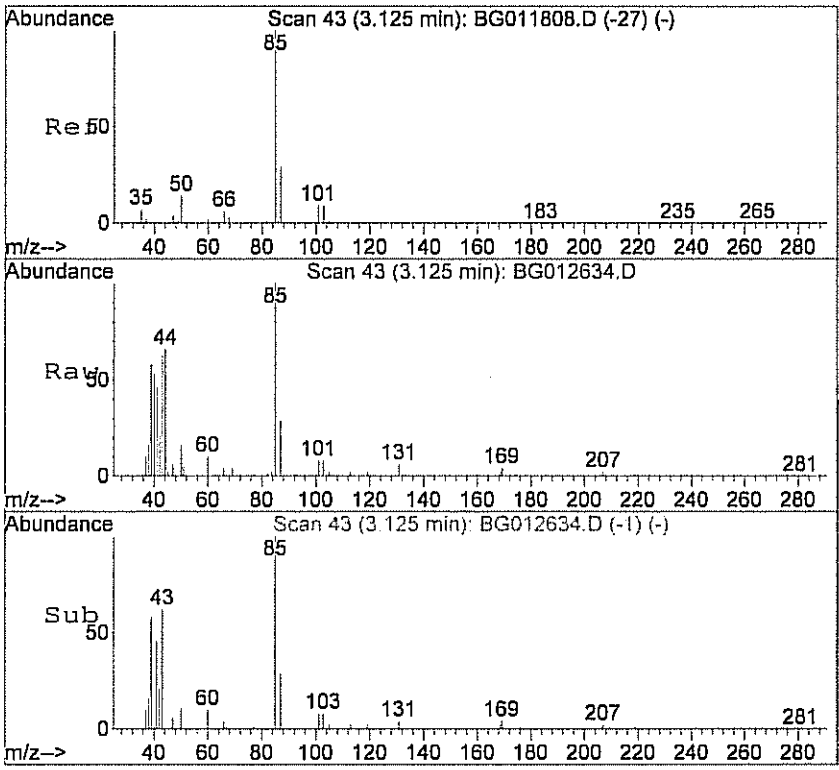

#3
Freon 12
Concen: 0.42 ppb
RT: 3.13 min Scan# 43
Delta R.T. -0.00 min
Lab File: BG012634.D
Acq: 27 Jan 2011 6:54 am

Tgt Ion: 85 Resp: 46259

Ion	Ratio	Lower	Upper
85	100		
87	31.4	14.1	54.1

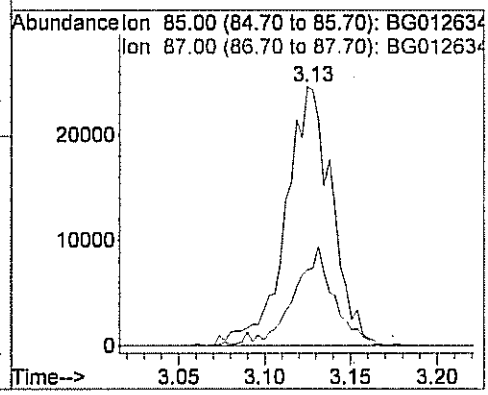

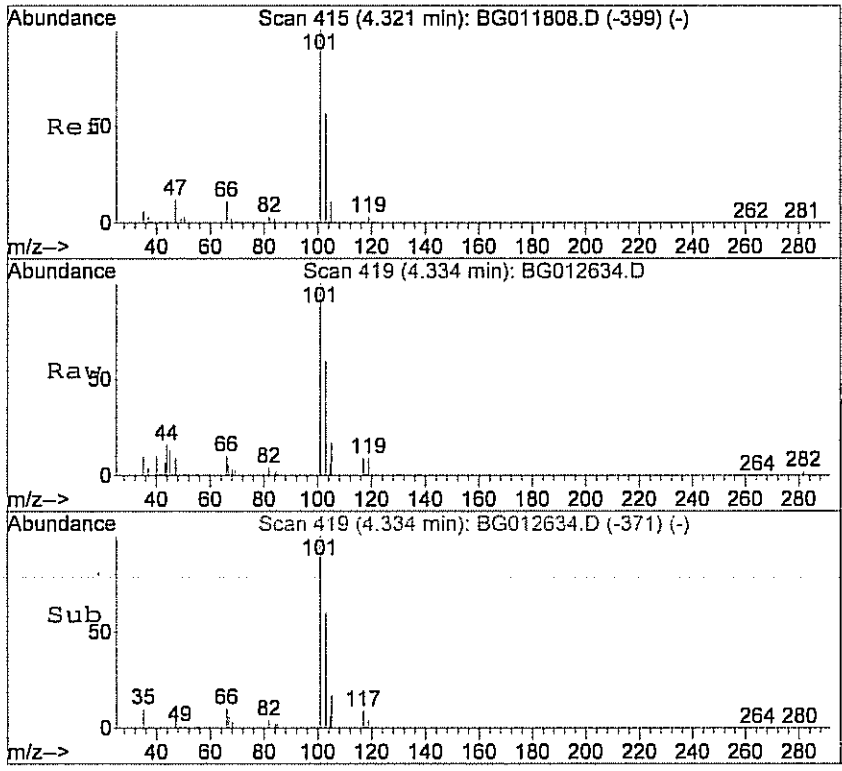

#11
Freon 11
Concen: 0.21 ppb
RT: 4.33 min Scan# 419
Delta R.T. 0.00 min
Lab File: BG012634.D
Acq: 27 Jan 2011 6:54 am

Tgt Ion:101 Resp: 21614

Ion	Ratio	Lower	Upper
101	100		
103	65.0	49.2	89.2
105	12.9	0.0	27.9

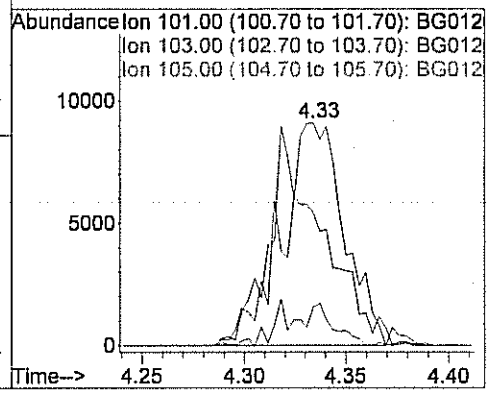

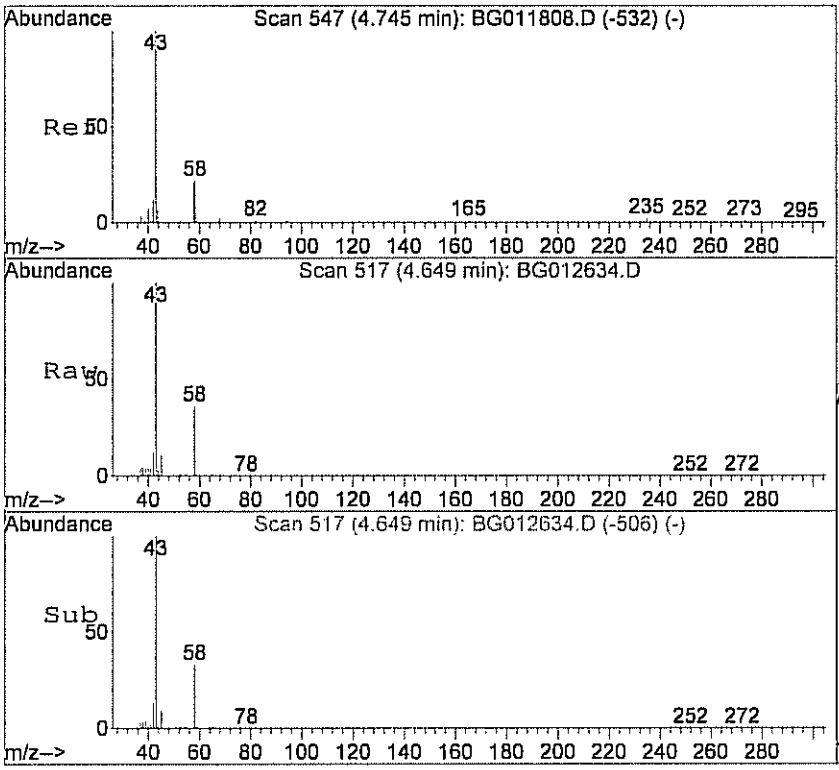

#12
Acetone
Concen: 2.56 ppb
RT: 4.65 min Scan# 517
Delta R.T. -0.12 min
Lab File: BG012634.D
Acq: 27 Jan 2011 6:54 am

Tgt Ion: 58 Resp: 30711

Ion	Ratio	Lower	Upper
58	100		
43	663.1	148.4	208.4#

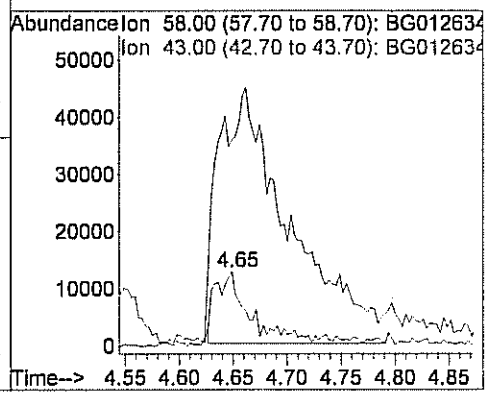

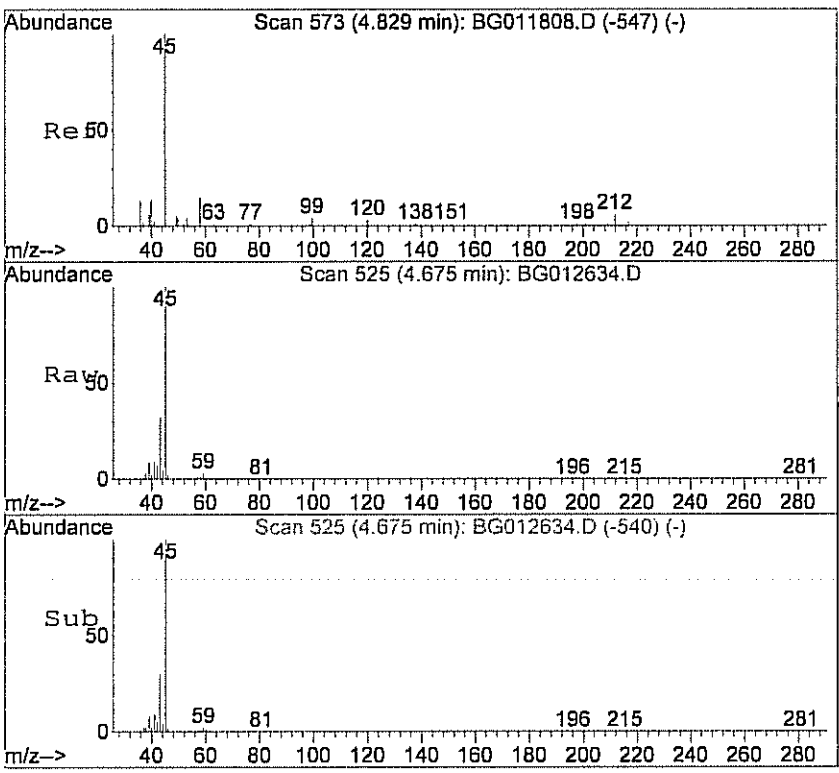

#13
Isopropyl alcohol
Concen: 24.25 ppb m
RT: 4.67 min Scan# 525
Delta R.T. -0.20 min
Lab File: BG012634.D
Acq: 27 Jan 2011 6:54 am

Tgt Ion: 45 Resp: 528029

Ion	Ratio	Lower	Upper
45	100		
43	0.3	6.2	46.2#

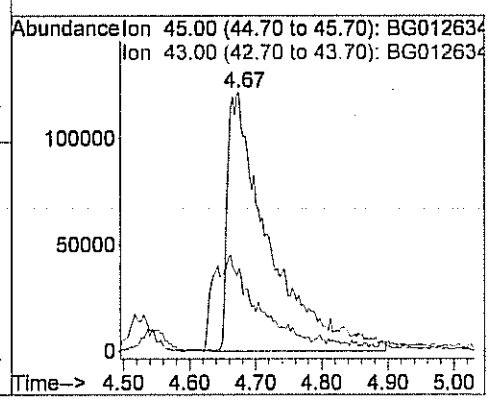

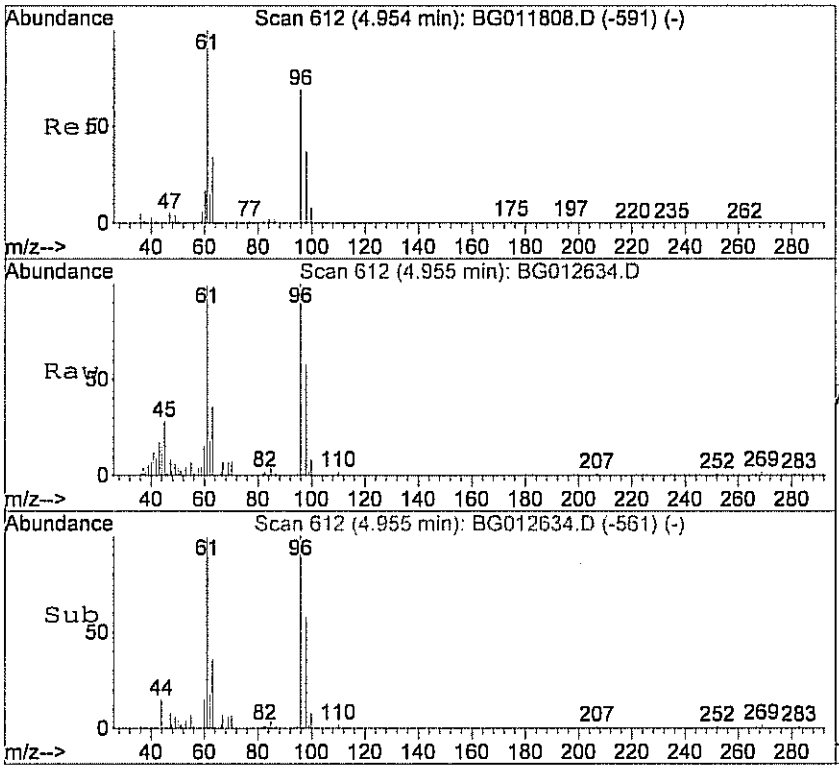

#14
1,1-dichloroethene
Concen: 0.88 ppb
RT: 4.95 min Scan# 612
Delta R.T. 0.01 min
Lab File: BG012634.D
Acq: 27 Jan 2011 6:54 am

Tgt Ion: 96 Resp: 23519

Ion	Ratio	Lower	Upper
96	100		
61	133.3	135.4	175.4#
98	64.0	35.7	75.7

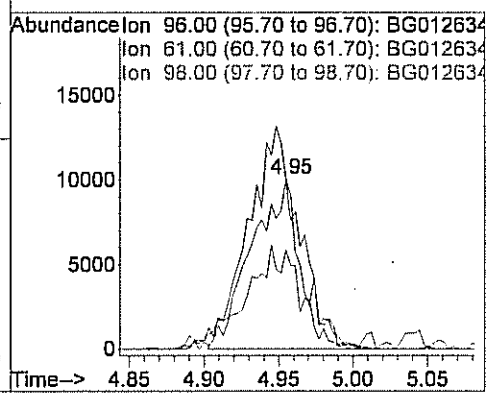

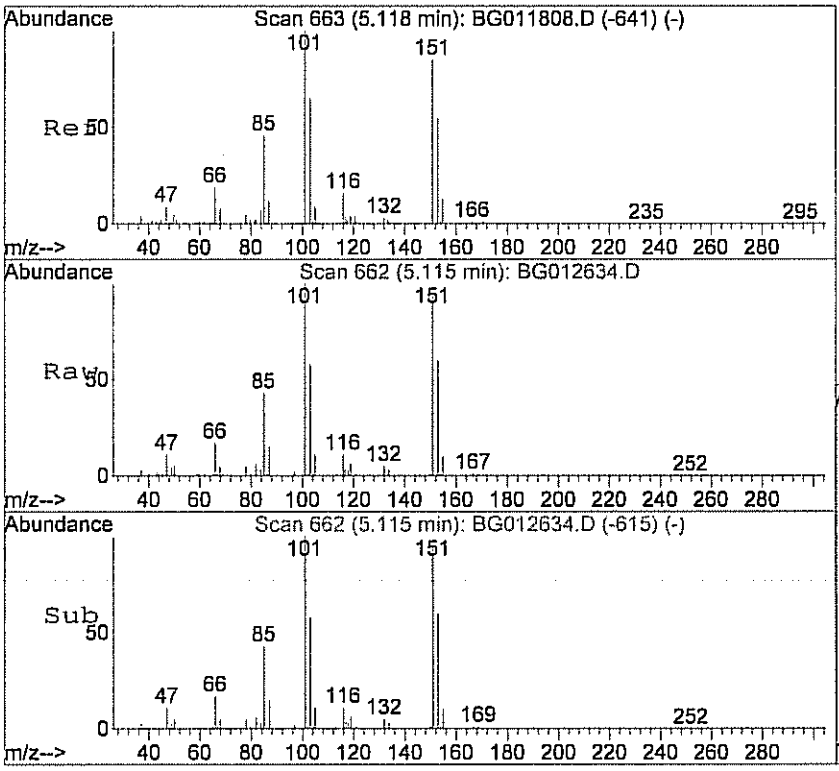

#15
Freon 113
Concen: 3.75 ppb
RT: 5.12 min Scan# 662
Delta R.T. -0.00 min
Lab File: BG012634.D
Acq: 27 Jan 2011 6:54 am

Tgt Ion:101 Resp: 266123

Ion	Ratio	Lower	Upper
101	100		
103	65.7	30.6	70.6
151	99.4	64.0	104.0

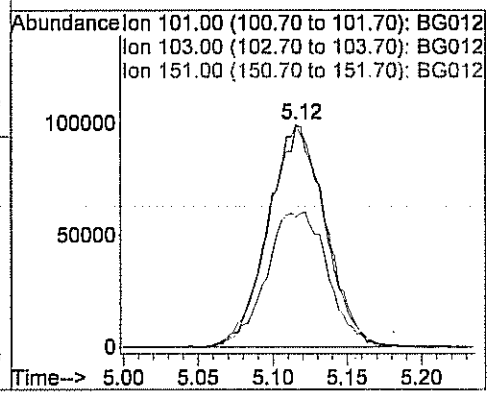

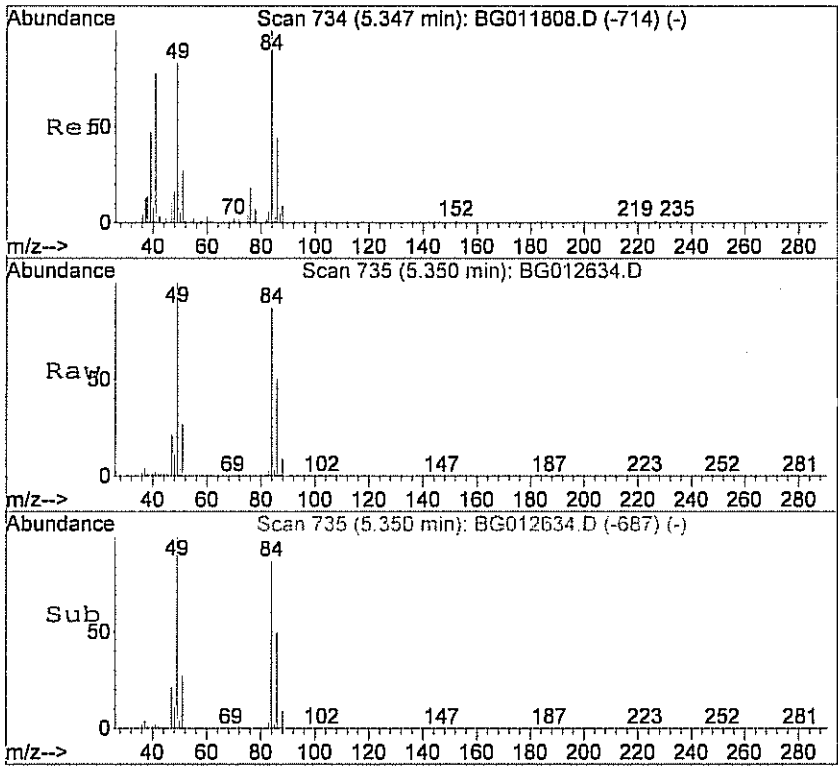

#16
Methylene chloride
Concen: 8.50 ppb
RT: 5.35 min Scan# 735
Delta R.T. 0.00 min
Lab File: BG012634.D
Acq: 27 Jan 2011 6:54 am

Tgt Ion: 84 Resp: 233261

Ion	Ratio	Lower	Upper
84	100		
49	122.7	82.7	122.7
86	66.1	35.7	75.7

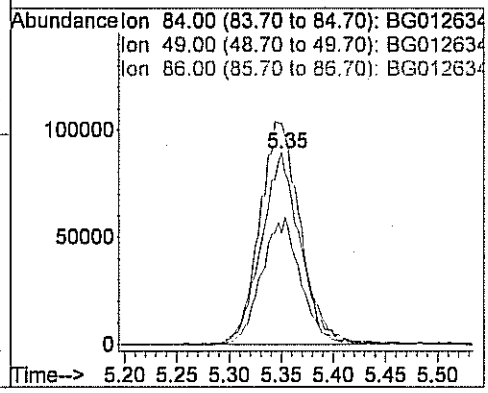

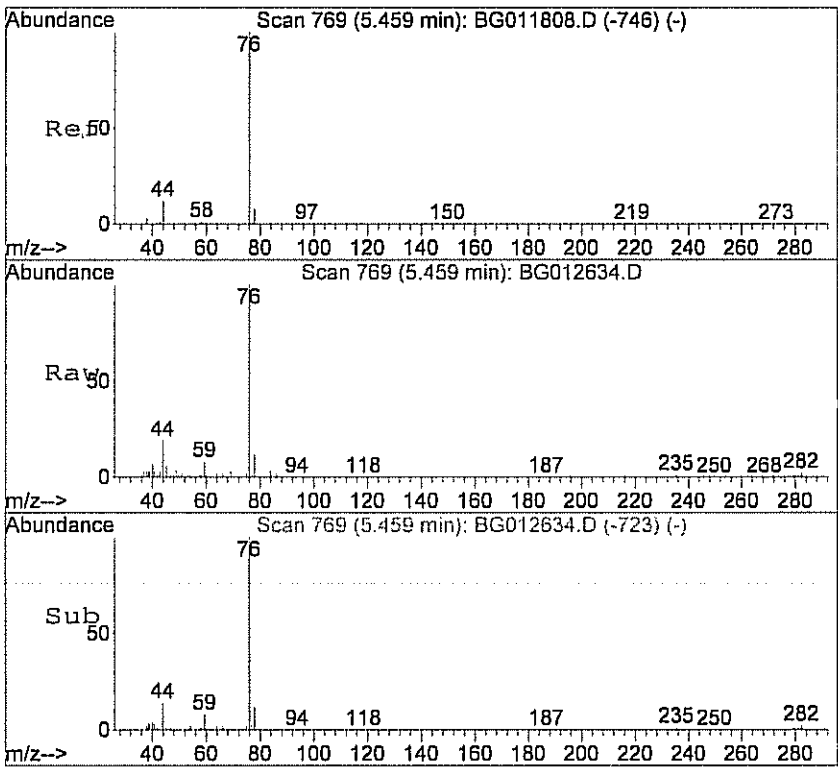

#18
Carbon disulfide
Concen: 0.59 ppb
RT: 5.46 min Scan# 769
Delta R.T. -0.00 min
Lab File: BG012634.D
Acq: 27 Jan 2011 6:54 am

Tgt Ion: 76 Resp: 53745

Ion	Ratio	Lower	Upper
76	100		
78	8.6	0.0	27.8

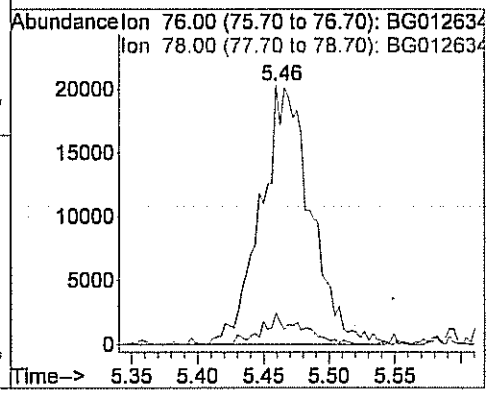

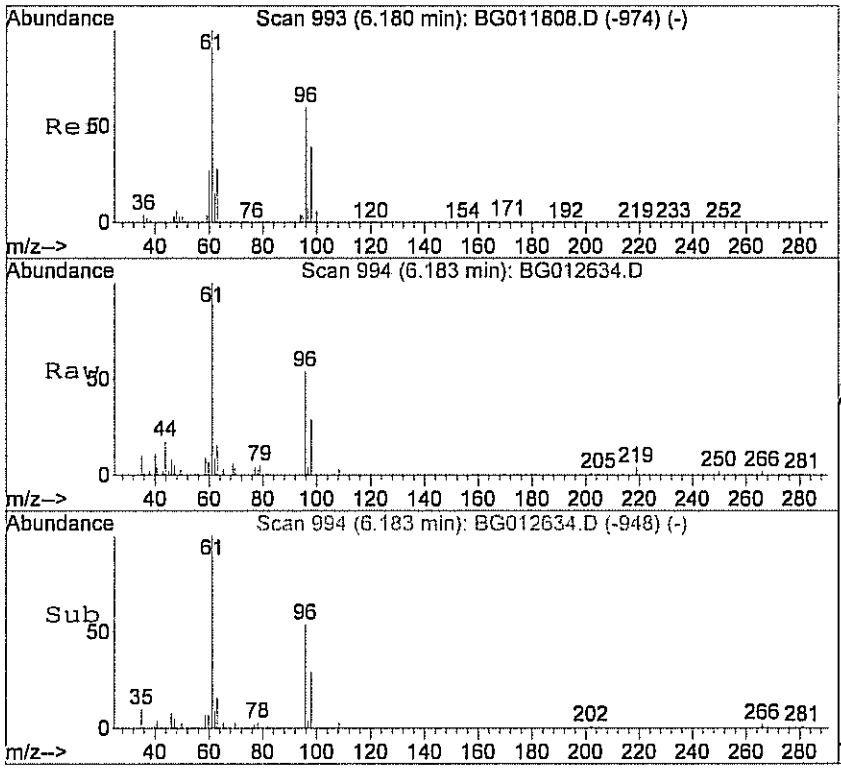

#19
trans-1,2-dichloroethene
Concen: 0.28 ppb
RT: 6.18 min Scan# 994
Delta R.T. -0.00 min
Lab File: BG012634.D
Acq: 27 Jan 2011 6:54 am

Tgt Ion: 61 Resp: 11177

Ion	Ratio	Lower	Upper
61	100		
96	64.8	48.2	88.2
98	26.1	25.3	65.3

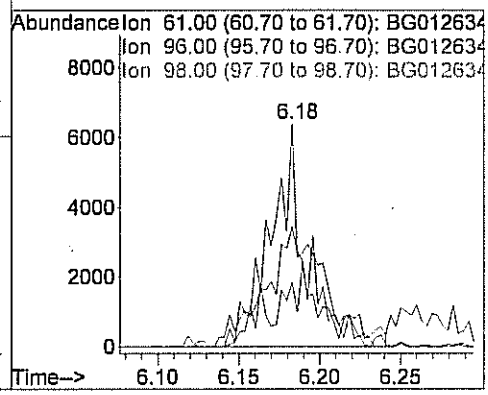

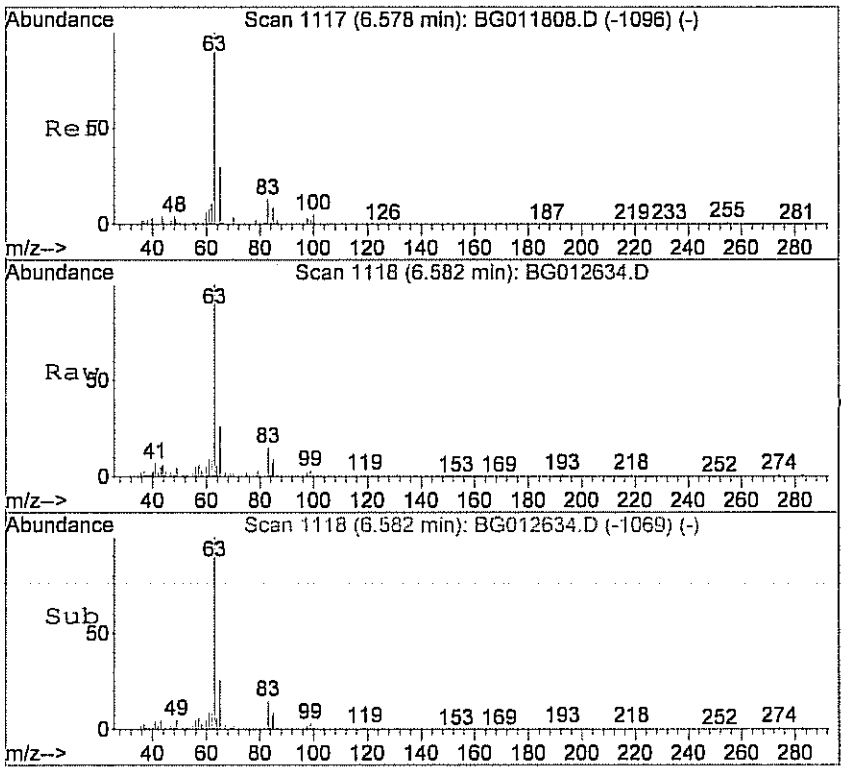

#21
1,1-dichloroethane
Concen: 0.79 ppb
RT: 6.58 min Scan# 1118
Delta R.T. 0.01 min
Lab File: BG012634.D
Acq: 27 Jan 2011 6:54 am

Tgt Ion: 63 Resp: 43830

Ion	Ratio	Lower	Upper
63	100		
65	32.5	9.3	49.3

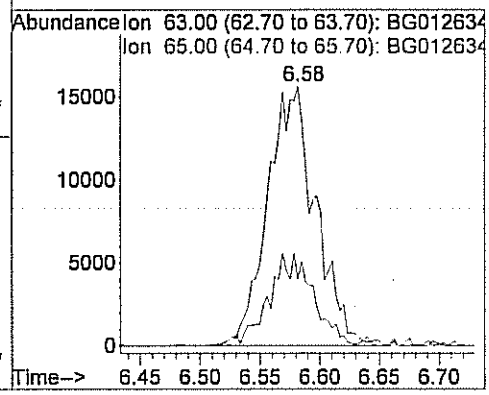

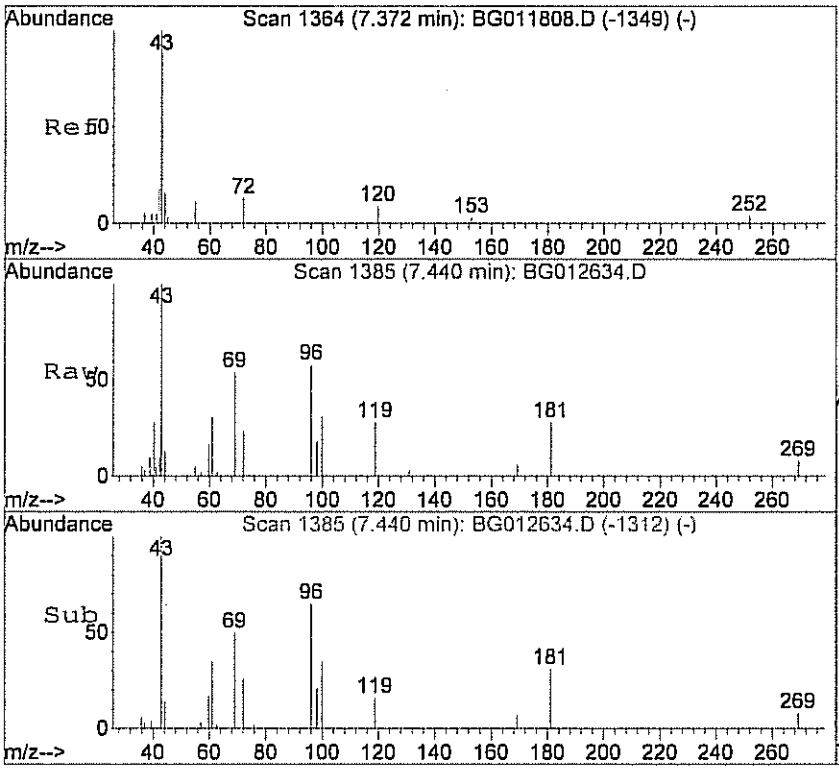

#23
Methyl Ethyl Ketone
Concen: 0.74 ppb m
RT: 7.44 min Scan# 1385
Delta R.T. 0.08 min
Lab File: BG012634.D
Acq: 27 Jan 2011 6:54 am

Tgt Ion: 43 Resp: 13817

Ion	Ratio	Lower	Upper
43	100		
57	1.9	0.0	20.0
72	3.8	0.0	20.0

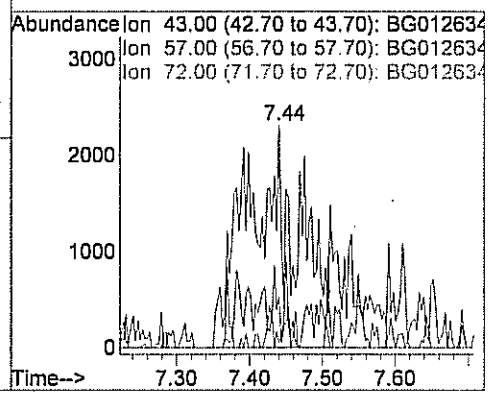

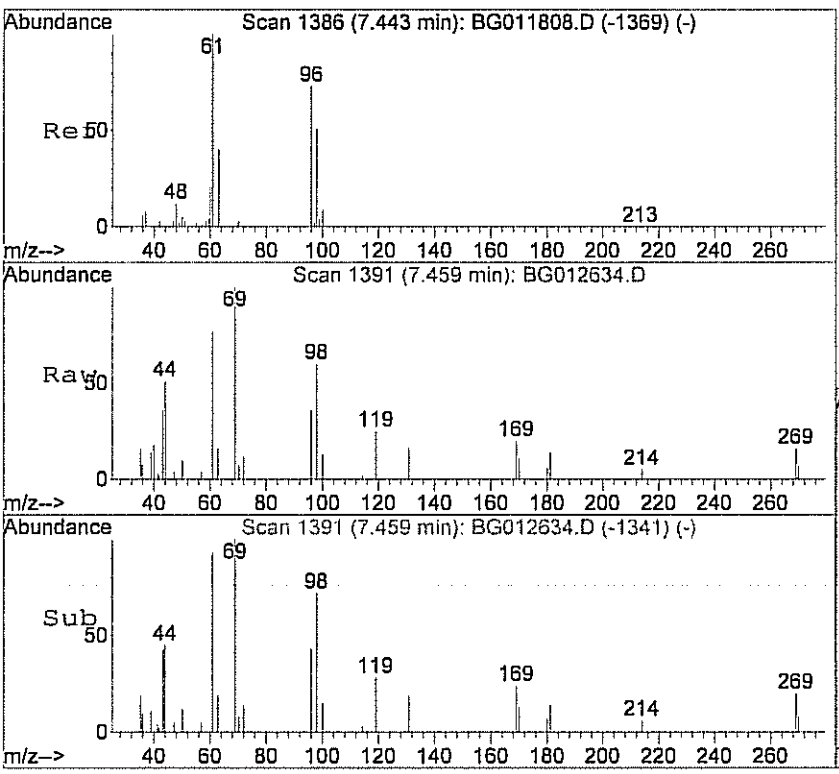

#24
cis-1,2-dichloroethene
Concen: 0.12 ppb m
RT: 7.46 min Scan# 1391
Delta R.T. 0.01 min
Lab File: BG012634.D
Acq: 27 Jan 2011 6:54 am

Tgt Ion: 61 Resp: 3108

Ion	Ratio	Lower	Upper
61	100		
96	74.2	44.3	84.3
98	27.5	24.3	64.3

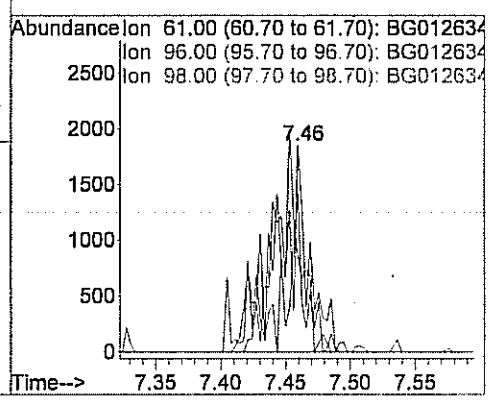

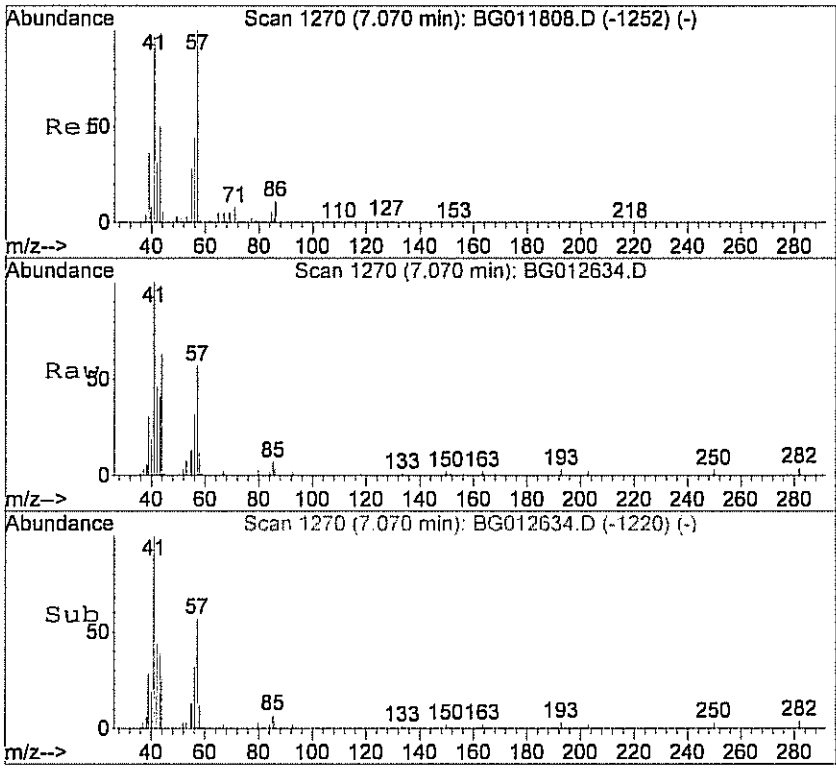

#25
Hexane
Concen: 0.33 ppb
RT: 7.07 min Scan# 1270
Delta R.T. 0.01 min
Lab File: BG012634.D
Acq: 27 Jan 2011 6:54 am

Tgt Ion: 41 Resp: 10750

Ion	Ratio	Lower	Upper
41	100		
57	58.7	67.3	107.3#
43	0.0	22.9	62.9#

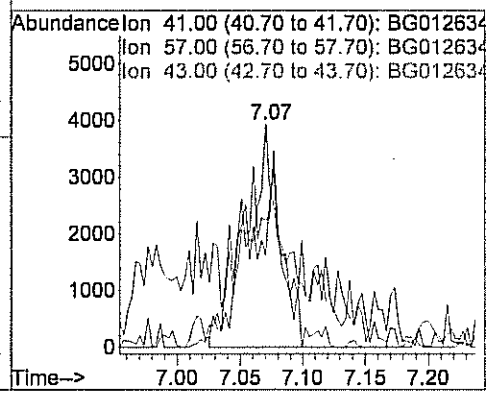

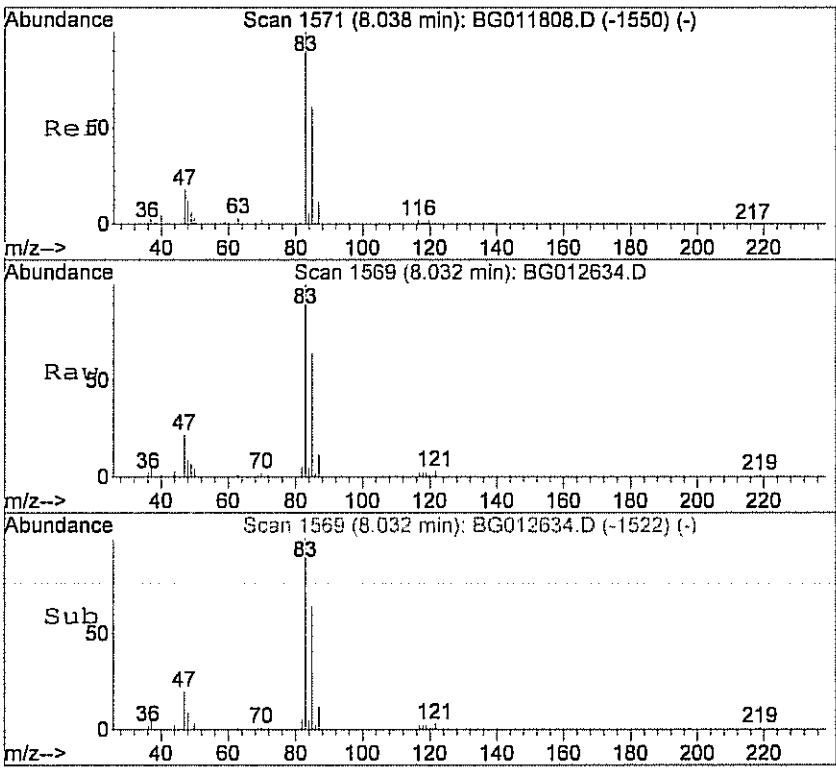

#27
Chloroform
Concen: 2.88 ppb
RT: 8.03 min Scan# 1569
Delta R.T. -0.00 min
Lab File: BG012634.D
Acq: 27 Jan 2011 6:54 am

Tgt Ion: 83 Resp: 174295

Ion	Ratio	Lower	Upper
83	100		
85	64.3	50.2	90.2

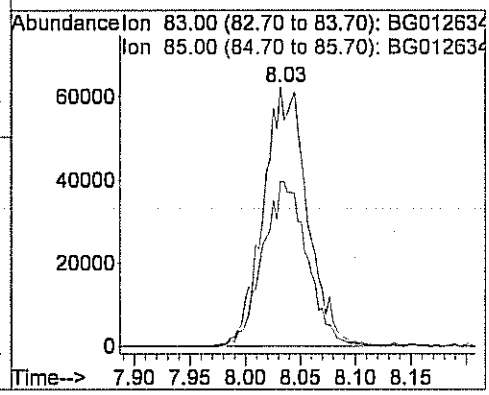

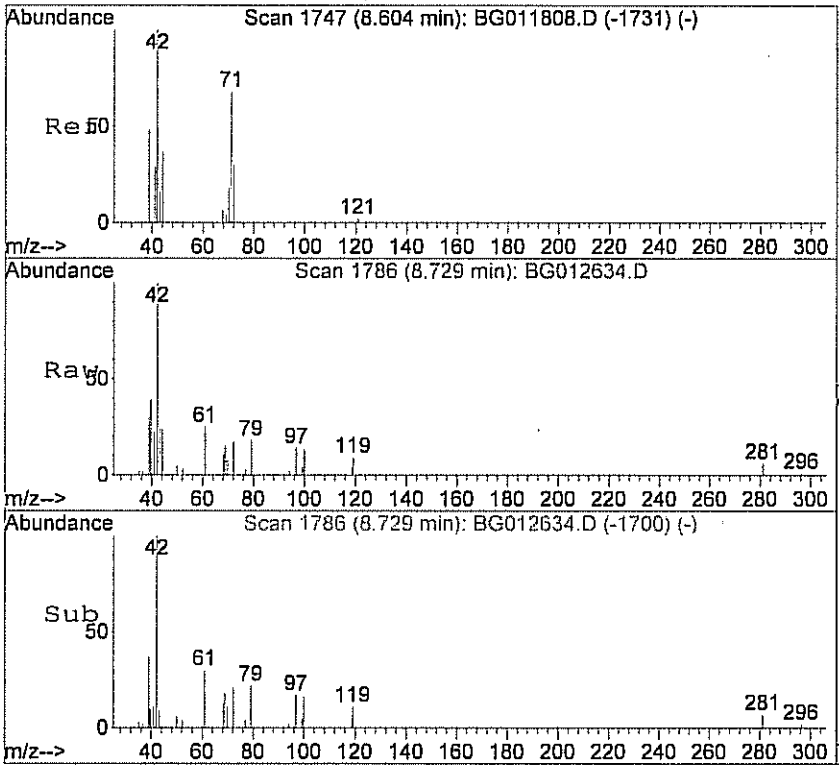

#28
Tetrahydrofuran
Concen: 1.81 ppb m
RT: 8.73 min Scan# 1786
Delta R.T. 0.13 min
Lab File: BG012634.D
Acq: 27 Jan 2011 6:54 am

Tgt Ion: 42 Resp: 12673

Ion	Ratio	Lower	Upper
42	100		
71	3.3	9.8	49.8#
72	0.0	0.0	30.6

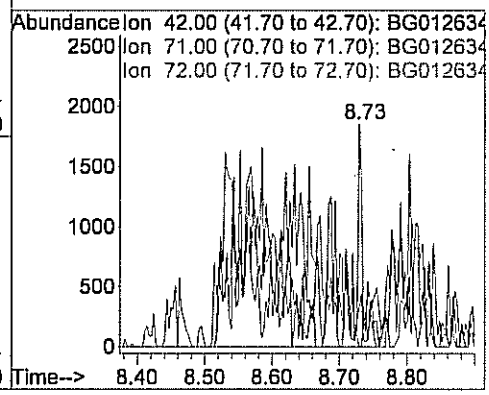

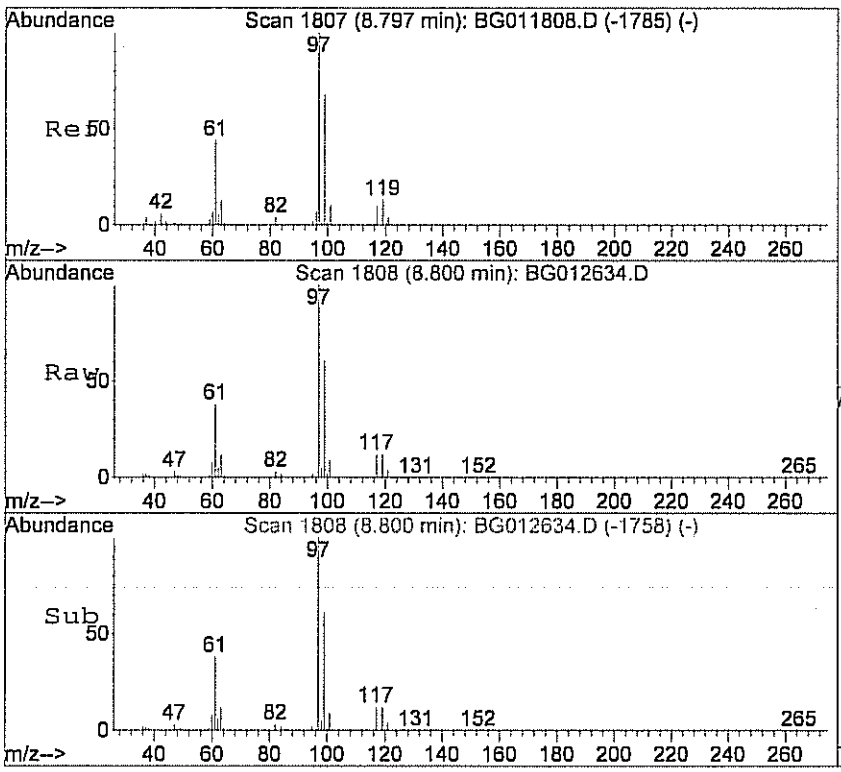

#31
1,1,1-trichloroethane
Concen: 9.56 ppb
RT: 8.80 min Scan# 1808
Delta R.T. 0.01 min
Lab File: BG012634.D
Acq: 27 Jan 2011 6:54 am

Tgt Ion: 97 Resp: 853061

Ion	Ratio	Lower	Upper
97	100		
99	65.0	36.9	76.9

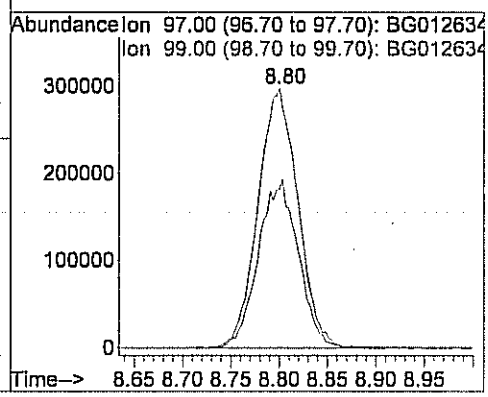

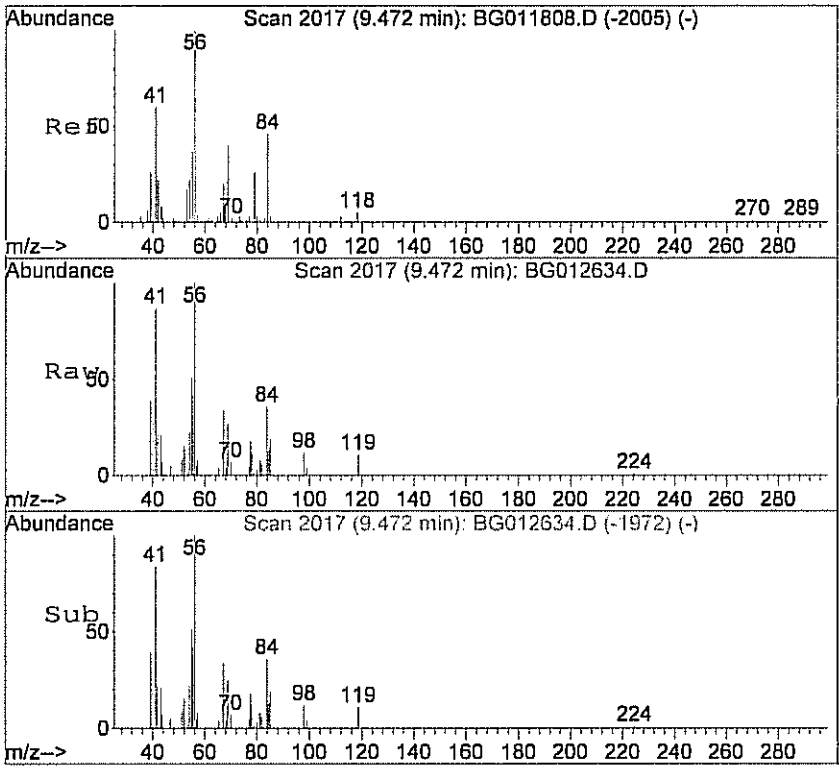

#32
Cyclohexane
Concen: 0.19 ppb
RT: 9.47 min Scan# 2017
Delta R.T. -0.01 min
Lab File: BG012634.D
Acq: 27 Jan 2011 6:54 am

Tgt Ion: 56 Resp: 5010

Ion	Ratio	Lower	Upper
56	100		
41	83.1	40.6	80.6#
84	84.6	31.3	71.3#

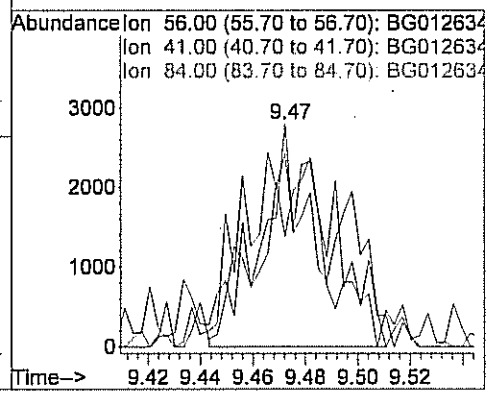

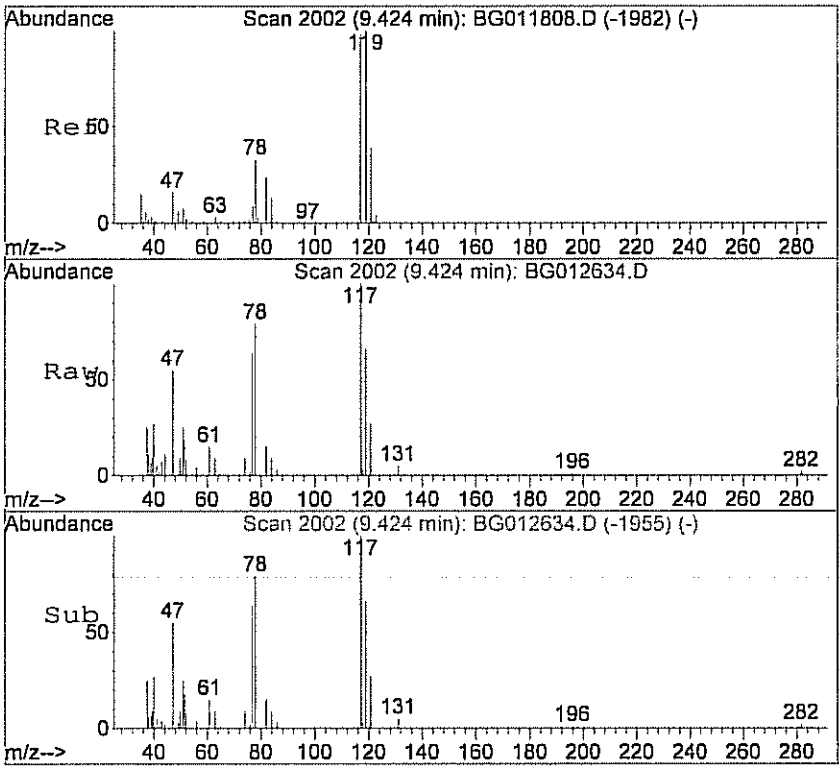

#33
Carbon tetrachloride
Concen: 0.03 ppb
RT: 9.42 min Scan# 2002
Delta R.T. -0.00 min
Lab File: BG012634.D
Acq: 27 Jan 2011 6:54 am

Tgt Ion:117 Resp: 3835

Ion	Ratio	Lower	Upper
117	100		
119	0.0	64.1	104.1#

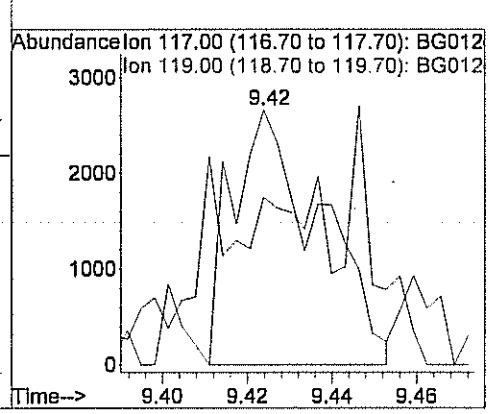

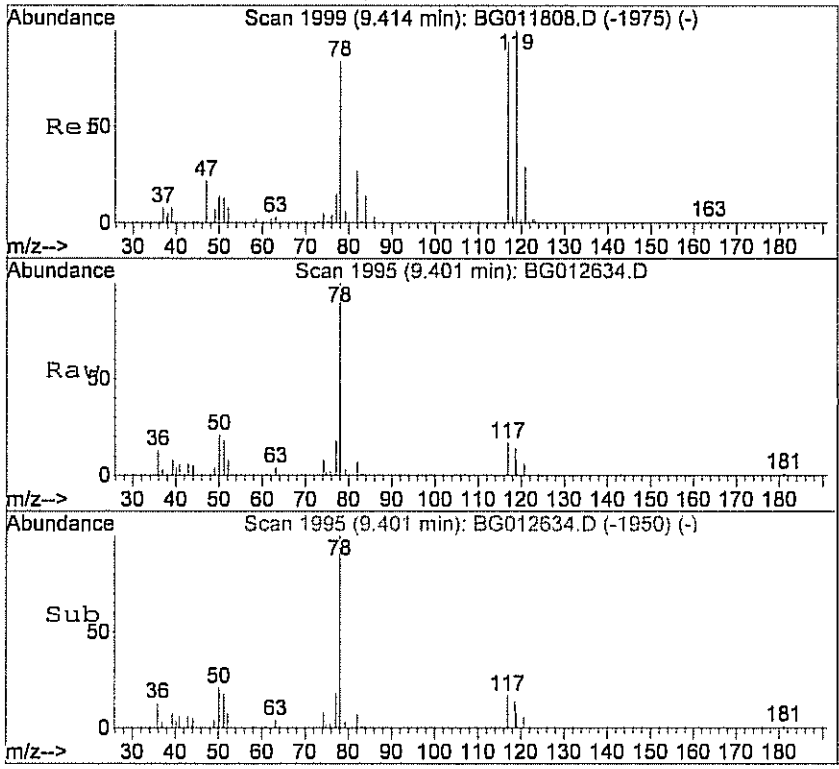

#34
Benzene
Concen: 0.15 ppb
RT: 9.40 min Scan# 1995
Delta R.T. -0.01 min
Lab File: BG012634.D
Acq: 27 Jan 2011 6:54 am

Tgt Ion: 78 Resp: 11160

Ion	Ratio	Lower	Upper
78	100		
77	20.2	2.4	42.4
51	10.7	0.0	38.9

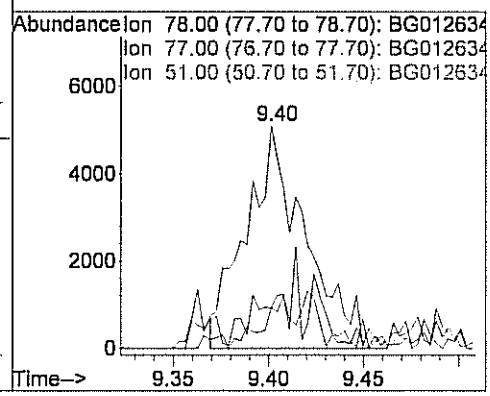

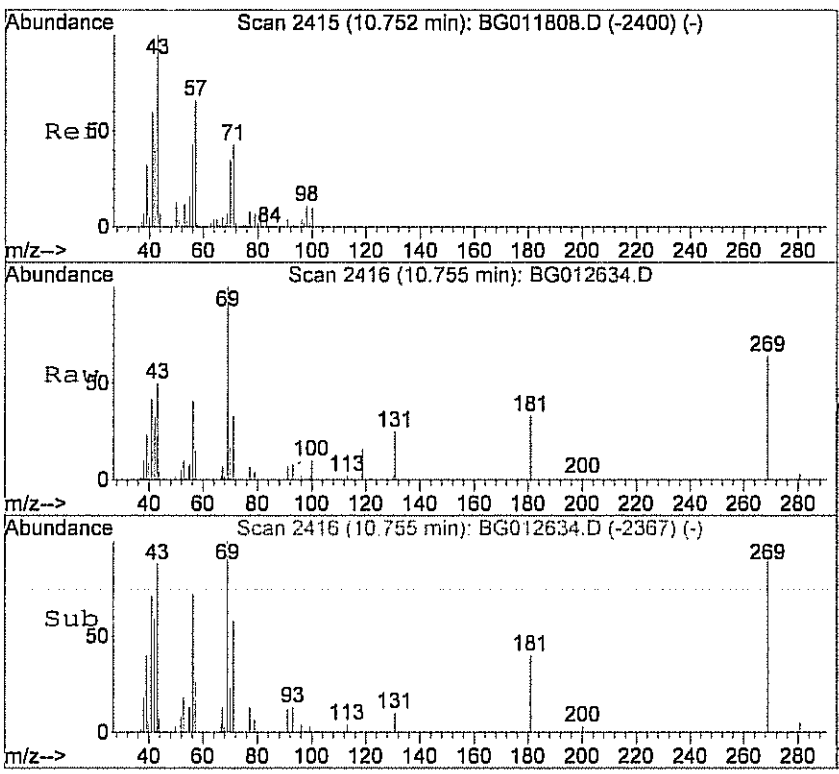

#37
Heptane
Concen: 0.18 ppb m
RT: 10.76 min Scan# 2416
Delta R.T. 0.01 min
Lab File: BG012634.D
Acq: 27 Jan 2011 6:54 am

Tgt Ion: 43 Resp: 5099

Ion	Ratio	Lower	Upper
43	100		
57	14.5	40.1	80.1#
71	55.5	41.4	81.4

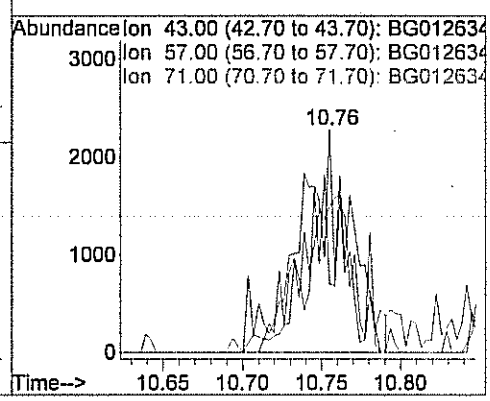

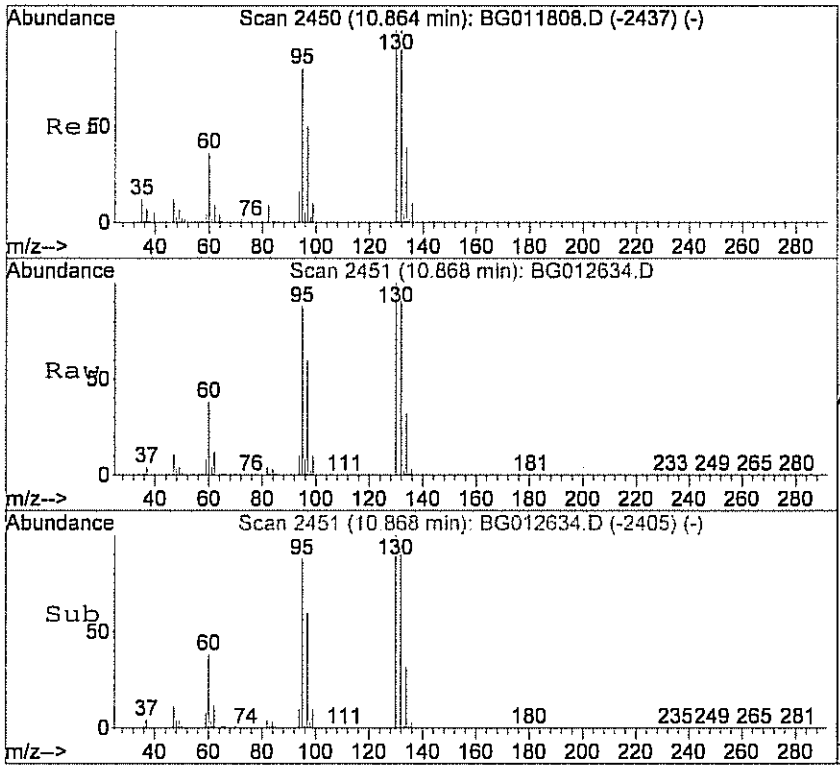

#38
Trichloroethene
Concen: 41.27 ppb
RT: 10.87 min Scan# 2451
Delta R.T. -0.00 min
Lab File: BG012634.D
Acq: 27 Jan 2011 6:54 am

Tgt Ion:130 Resp: 1879513

Ion	Ratio	Lower	Upper
130	100		
132	97.8	63.9	103.9
95	90.8	53.8	93.8

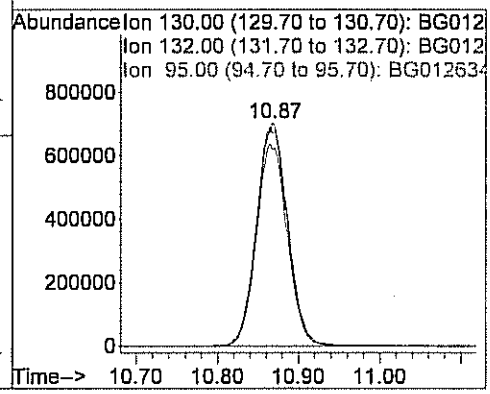

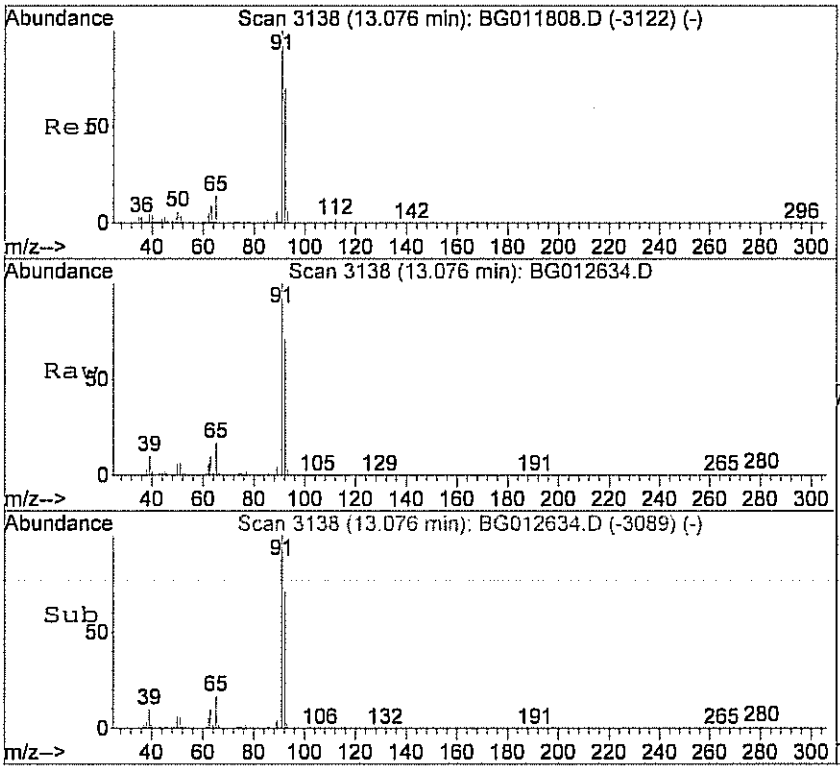

#45
Toluene
Concen: 3.12 ppb
RT: 13.08 min Scan# 3138
Delta R.T. 0.01 min
Lab File: BG012634.D
Acq: 27 Jan 2011 6:54 am

Tgt Ion: 92 Resp: 116499

Ion	Ratio	Lower	Upper
92	100		
91	161.2	121.5	161.5

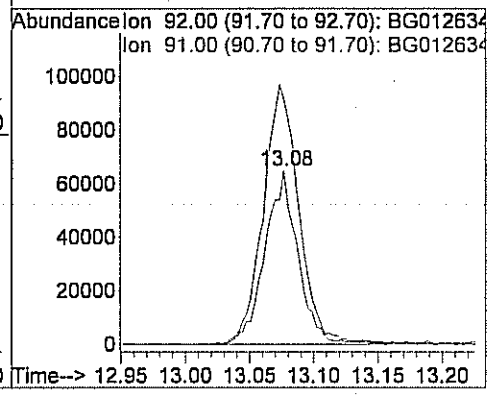

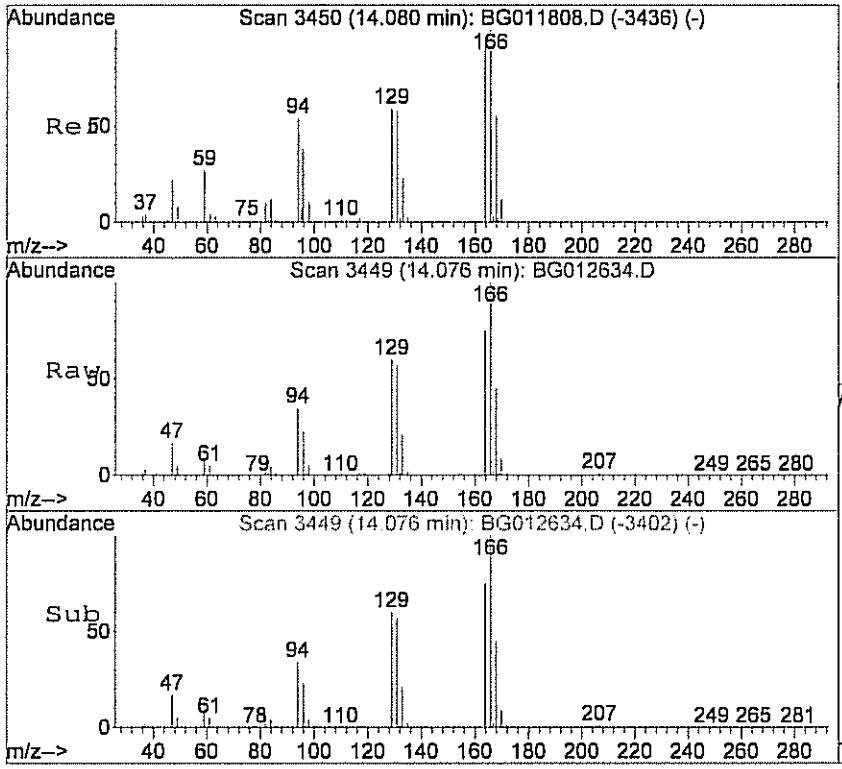

#50
Tetrachloroethylene
Concen: 5.82 ppb
RT: 14.08 min Scan# 3449
Delta R.T. -0.00 min
Lab File: BG012634.D
Acq: 27 Jan 2011 6:54 am

Tgt Ion:164 Resp: 251918

Ion	Ratio	Lower	Upper
164	100		
166	129.5	110.1	150.1

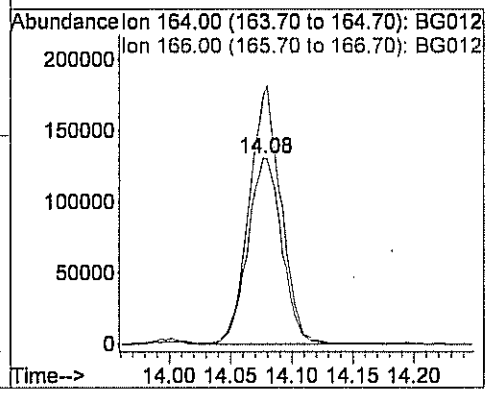

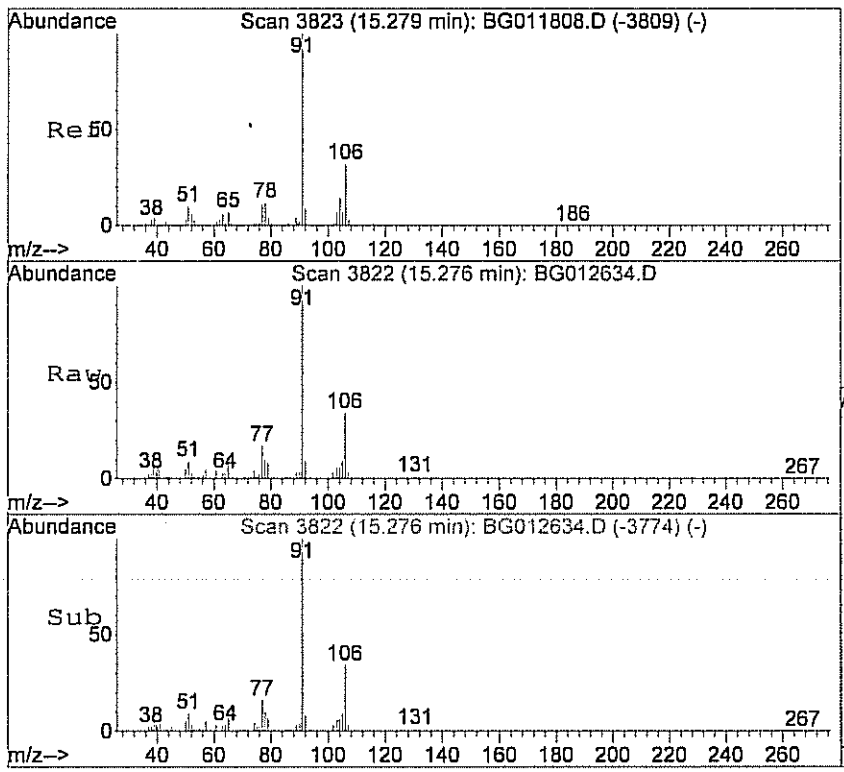

#52
Ethylbenzene
Concen: 0.46 ppb
RT: 15.28 min Scan# 3822
Delta R.T. 0.00 min
Lab File: BG012634.D
Acq: 27 Jan 2011 6:54 am

Tgt Ion: 91 Resp: 27273

Ion	Ratio	Lower	Upper
91	100		
106	33.9	21.0	61.0

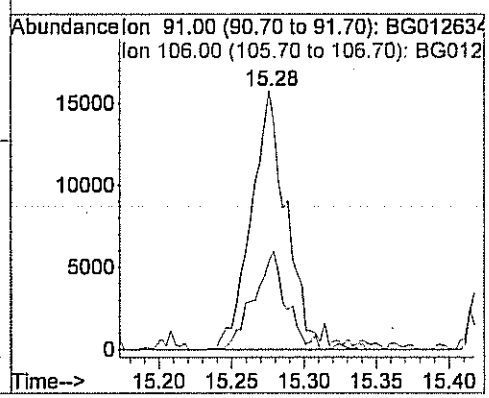

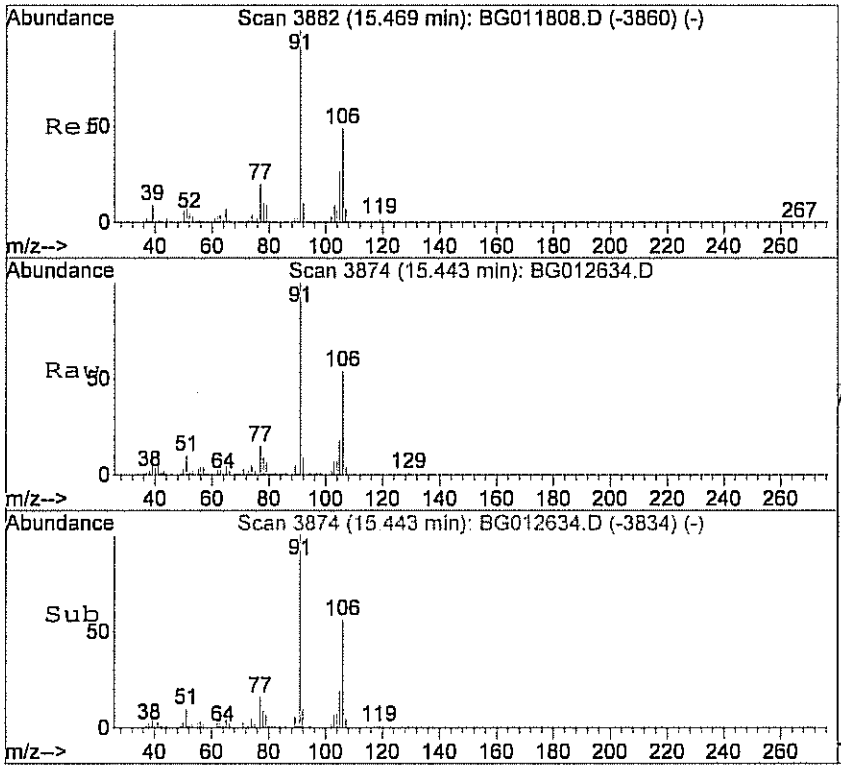

#53
m&p-xylene
Concen: 1.56 ppb
RT: 15.44 min Scan# 3874
Delta R.T. -0.02 min
Lab File: BG012634.D
Acq: 27 Jan 2011 6:54 am

Tgt Ion: 91 Resp: 85578

Ion	Ratio	Lower	Upper
91	100		
106	54.9	34.5	74.5

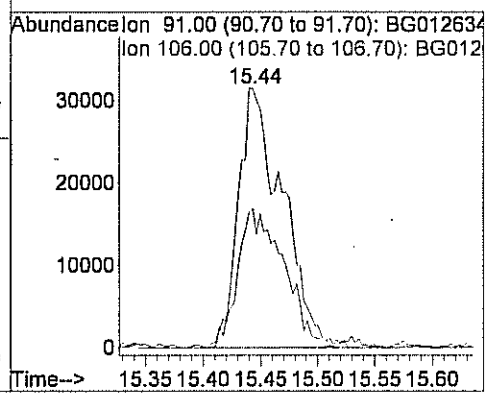

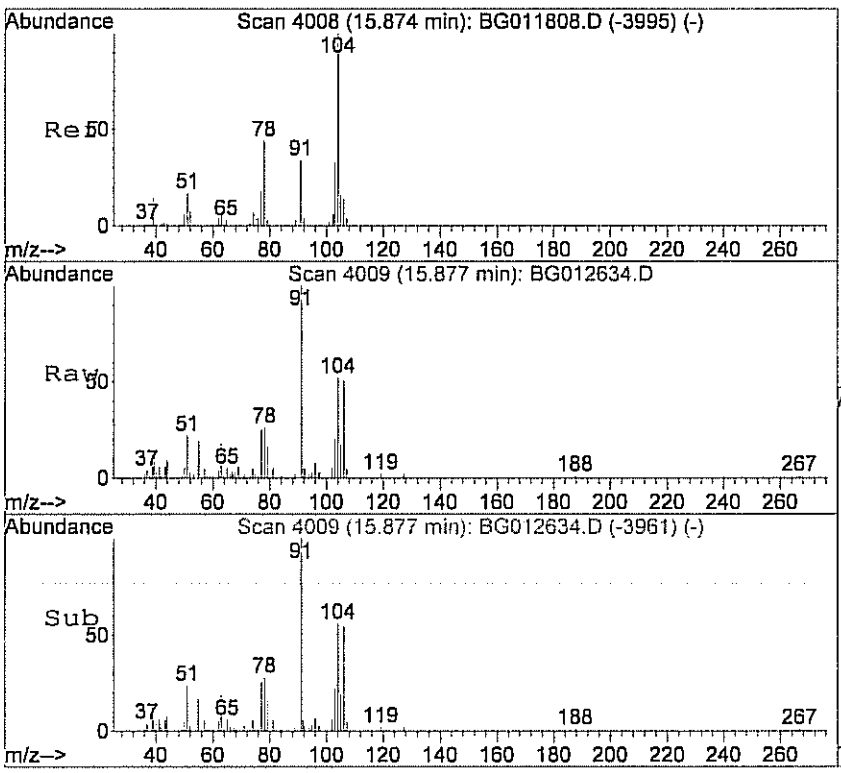

#54
Styrene
Concen: 0.21 ppb
RT: 15.88 min Scan# 4009
Delta R.T. 0.00 min
Lab File: BG012634.D
Acq: 27 Jan 2011 6:54 am

Tgt Ion:104 Resp: 6966

Ion	Ratio	Lower	Upper
104	100		
78	35.0	13.1	53.1

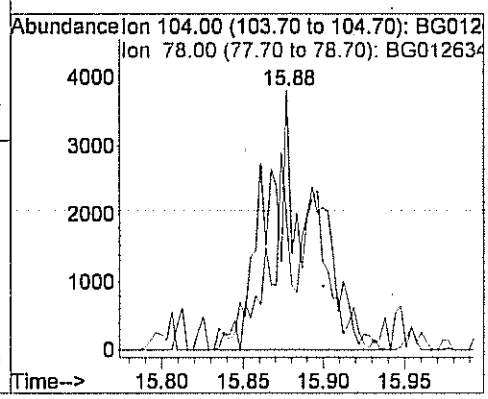

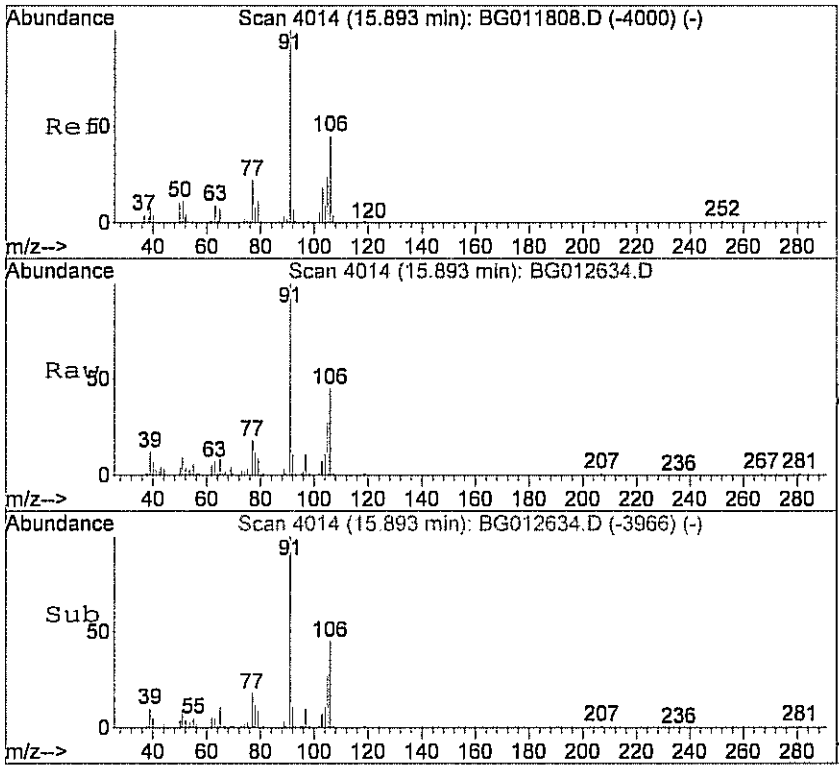

#56
o-xylene
Concen: 0.60 ppb
RT: 15.89 min Scan# 4014
Delta R.T. 0.00 min
Lab File: BG012634.D
Acq: 27 Jan 2011 6:54 am

Tgt Ion: 91 Resp: 34769

Ion	Ratio	Lower	Upper
91	100		
106	49.3	30.8	70.8

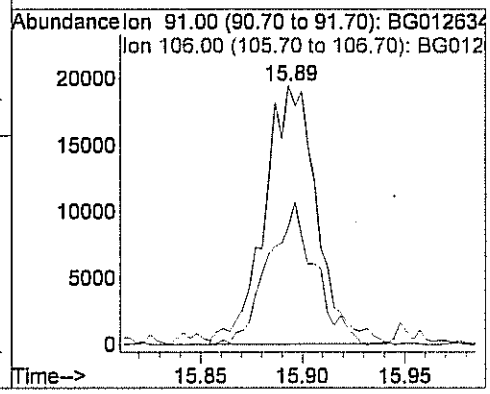

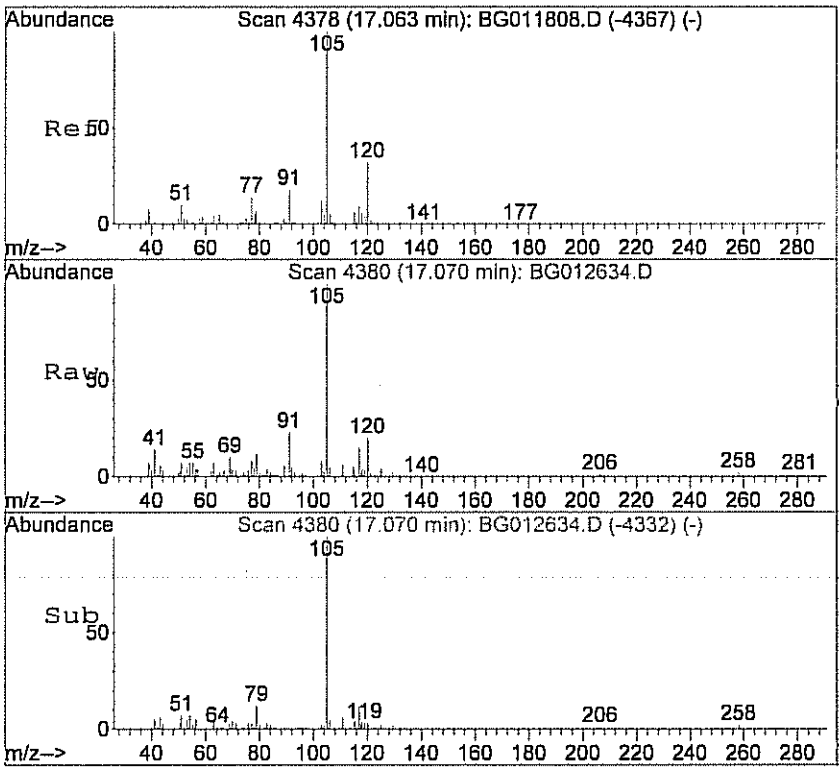

#59
4-ethyltoluene
Concen: 0.33 ppb m
RT: 17.07 min Scan# 4380
Delta R.T. 0.00 min
Lab File: BG012634.D
Acq: 27 Jan 2011 6:54 am

Tgt Ion:105 Resp: 21292

Ion	Ratio	Lower	Upper
105	100		
120	24.7	8.0	48.0

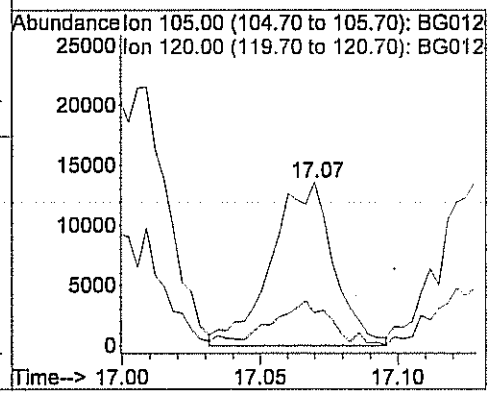

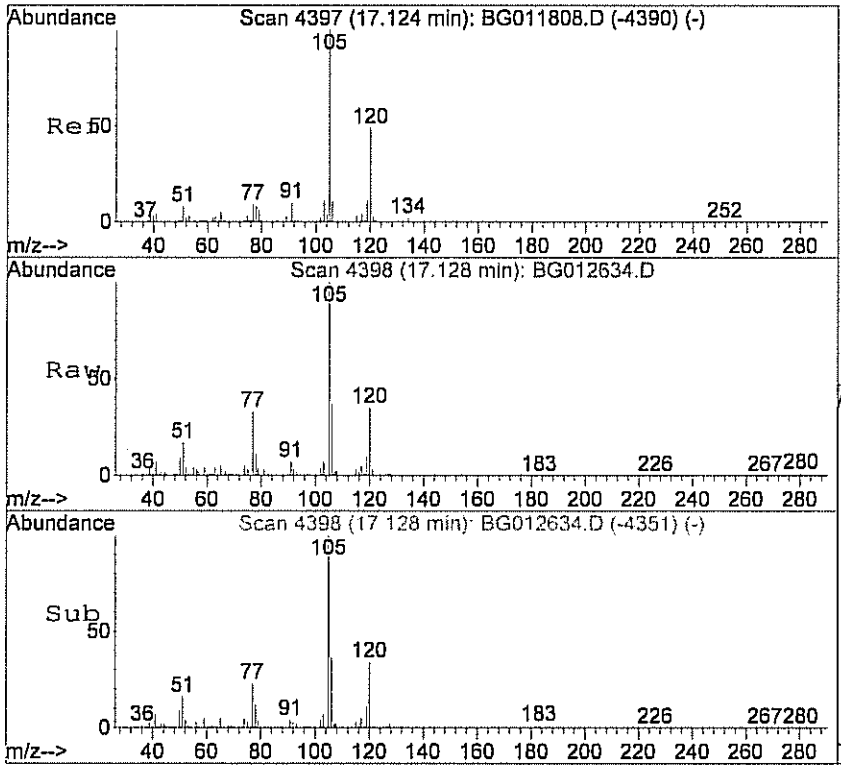

#60
1,3,5-trimethylbenzene
Concen: 0.44 ppb
RT: 17.13 min Scan# 4398
Delta R.T. -0.00 min
Lab File: BG012634.D
Acq: 27 Jan 2011 6:54 am

Tgt Ion:105 Resp: 23430

Ion	Ratio	Lower	Upper
105	100		
120	36.6	27.9	67.9

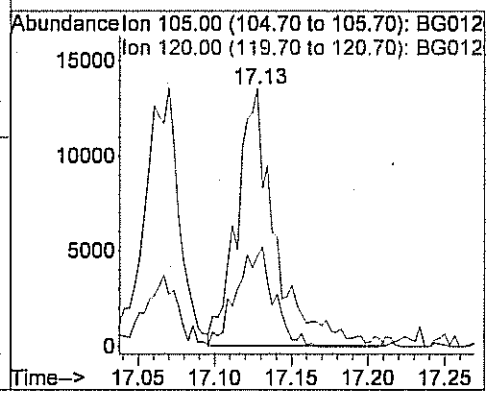

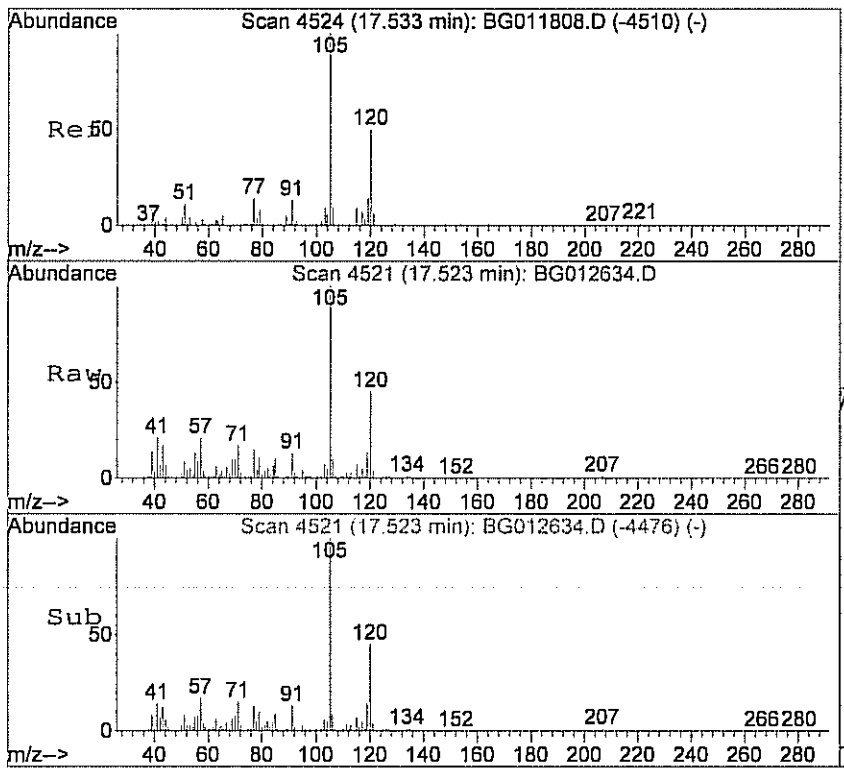

#61
1,2,4-trimethylbenzene
Concen: 2.08 ppb
RT: 17.52 min Scan# 4521
Delta R.T. -0.01 min
Lab File: BG012634.D
Acq: 27 Jan 2011 6:54 am

Tgt Ion:105 Resp: 72773

Ion	Ratio	Lower	Upper
105	100		
120	54.3	52.0	92.0

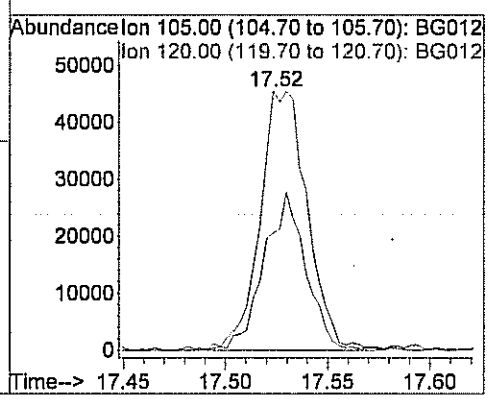

Quantitation Report (QT Reviewed)

Data File : C:\MSDCHEM\1\DATA\BG012830.D Vial: 26
Acq On : 29 Jan 2011 5:10 am Operator: LL
Sample : C1101035-004A 10X Inst : MSD #2
Misc : 1ugm3 & 0.25TCE,CT,VNCL Sample Multiplr: 1.00
MS Integration Params: RTEINT.P
Quant Time: Jan 29 05:31:58 2011 Quant Results File: B118_1UG.RES

Quant Method : C:\MSDCHEM\1\METHODS\B118_1UG.M (RTE Integrator)
Title : TO-15 VOA Standards for 5 point calibration
Last Update : Wed Jan 26 14:01:48 2011
Response via : Initial Calibration
DataAcq Meth : B118_1UG

Internal Standards	R.T.	QIon	Response	Conc	Units		Dev(Min)
1) Bromochloromethane	7.87	128	16749	1.00	ppb		0.00
30) 1,4-difluorobenzene	10.19	114	40126	1.00	ppb		0.00
44) Chlorobenzene-d5	14.98	117	45754	1.00	ppb		0.00
System Monitoring Compounds							
57) Bromofluorobenzene	16.51	95	21634	0.88	ppb		0.00
Spiked Amount 1.000	Range 70 - 130		Recovery = 88.00%				
Target Compounds							Qvalue
12) Acetone	4.76	58	2346	0.21	ppb	#	1
13) Isopropyl alcohol	4.81	45	33353	1.63	ppb	#	55
15) Freon 113	5.13	101	28986	0.44	ppb	#	79
16) Methylene chloride	5.36	84	25708	1.00	ppb		86
21) 1,1-dichloroethane	6.59	63	5105m	0.10	ppb		
27) Chloroform	8.05	83	18654	0.33	ppb		88
31) 1,1,1-trichloroethane	8.81	97	86437	1.27	ppb		90
38) Trichloroethene	10.87	130	160902	4.64	ppb		85
45) Toluene	13.08	92	7380	0.22	ppb	#	83
50) Tetrachloroethylene	14.08	164	24154	0.62	ppb		93
61) 1,2,4-trimethylbenzene	17.53	105	3453	0.11	ppb	#	45

(#) = qualifier out of range (m) = manual integration (+) = signals summed

Quantitation Report (QT Reviewed)

Data File : C:\MSDCHEM\1\DATA\BG012830.D Vial: 26
Acq On : 29 Jan 2011 5:10 am Operator: LL
Sample : C1101035-004A 10X Inst : MSD #2
Misc : 1ugm3 & 0.25TCE,CT,VNCL Sample Multiplr: 1.00
MS Integration Params: RTEINT.P
Quant Time: Jan 31 15:11 2011 Quant Results File: B118_1UG.RES

Method : C:\MSDCHEM\1\METHODS\B118_1UG.M (RTE Integrator)
Title : TO-15 VOA Standards for 5 point calibration
Last Update : Tue Feb 01 16:05:43 2011
Response via : Initial Calibration

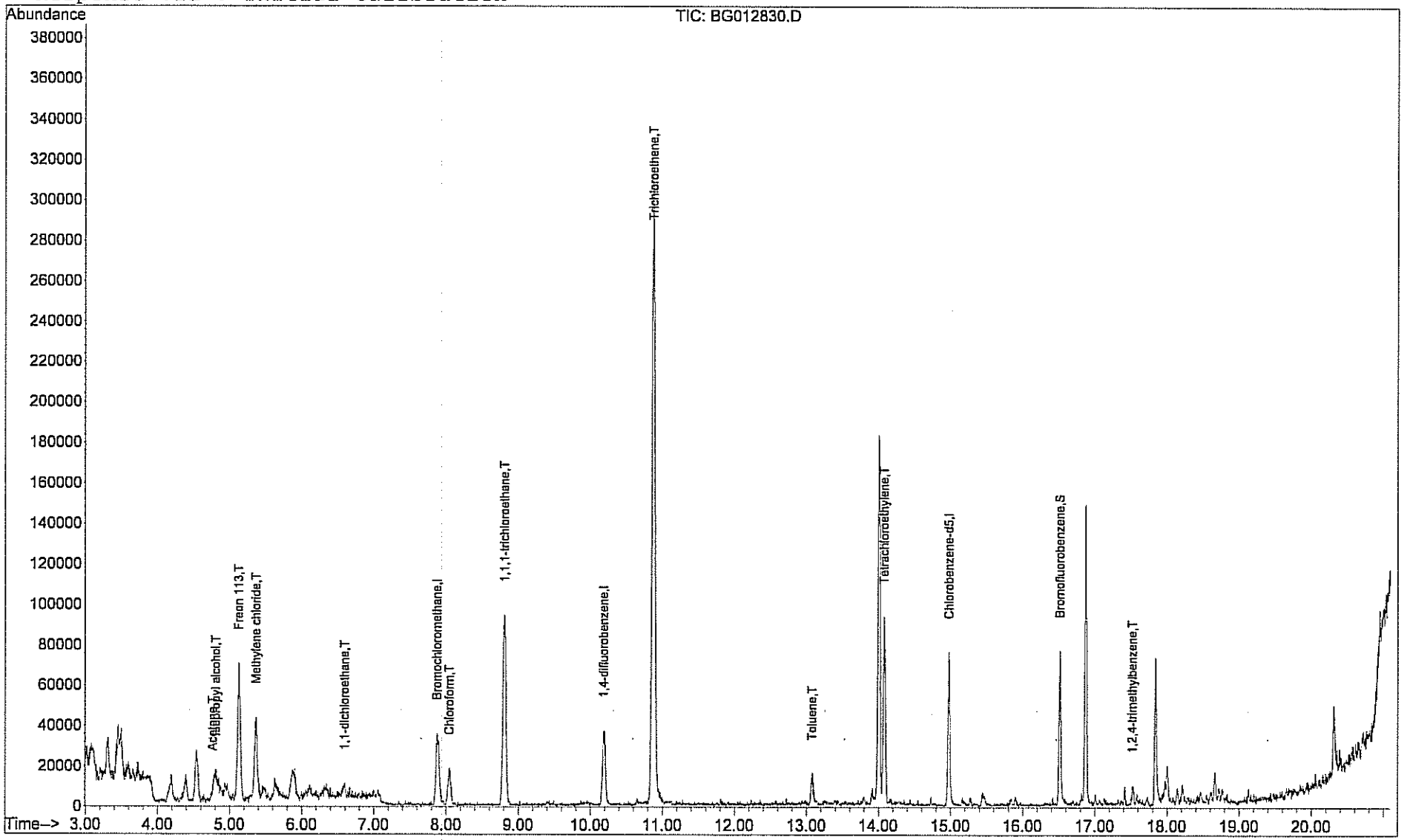

Centek Laboratories, LLC

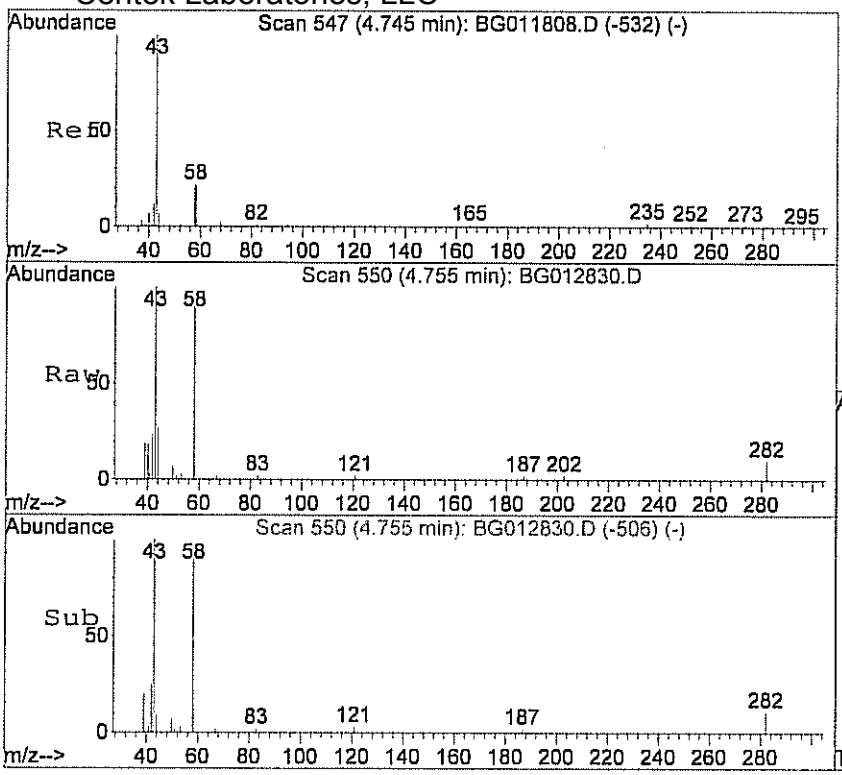

#12
Acetone
Concen: 0.21 ppb
RT: 4.76 min Scan# 550
Delta R.T. -0.01 min
Lab File: BG012830.D
Acq: 29 Jan 2011 5:10 am

Tgt Ion: 58 Resp: 2346

Ion	Ratio	Lower	Upper
58	100		
43	0.0	148.4	208.4#

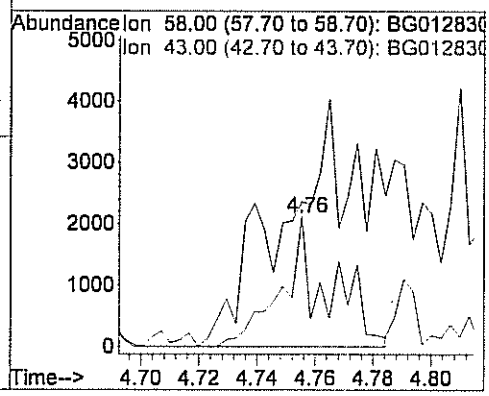

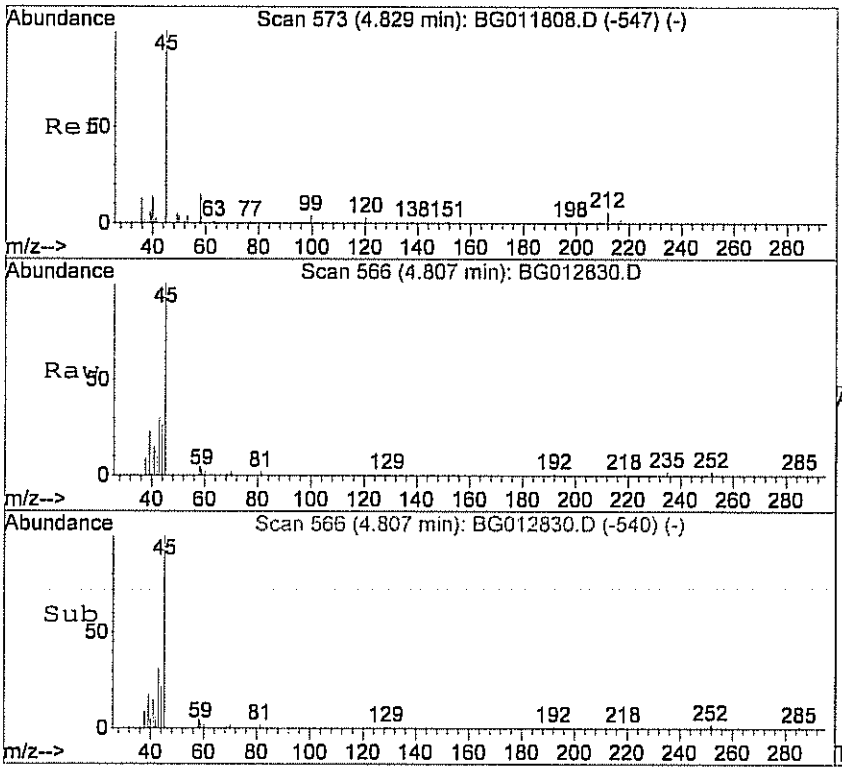

#13
Isopropyl alcohol
Concen: 1.63 ppb
RT: 4.81 min Scan# 566
Delta R.T. -0.07 min
Lab File: BG012830.D
Acq: 29 Jan 2011 5:10 am

Tgt Ion: 45 Resp: 33353

Ion	Ratio	Lower	Upper
45	100		
43	3.4	6.2	46.2#

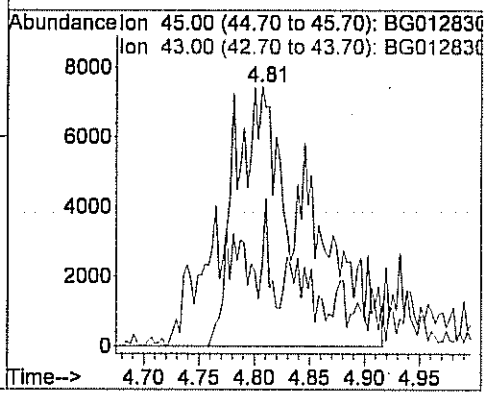

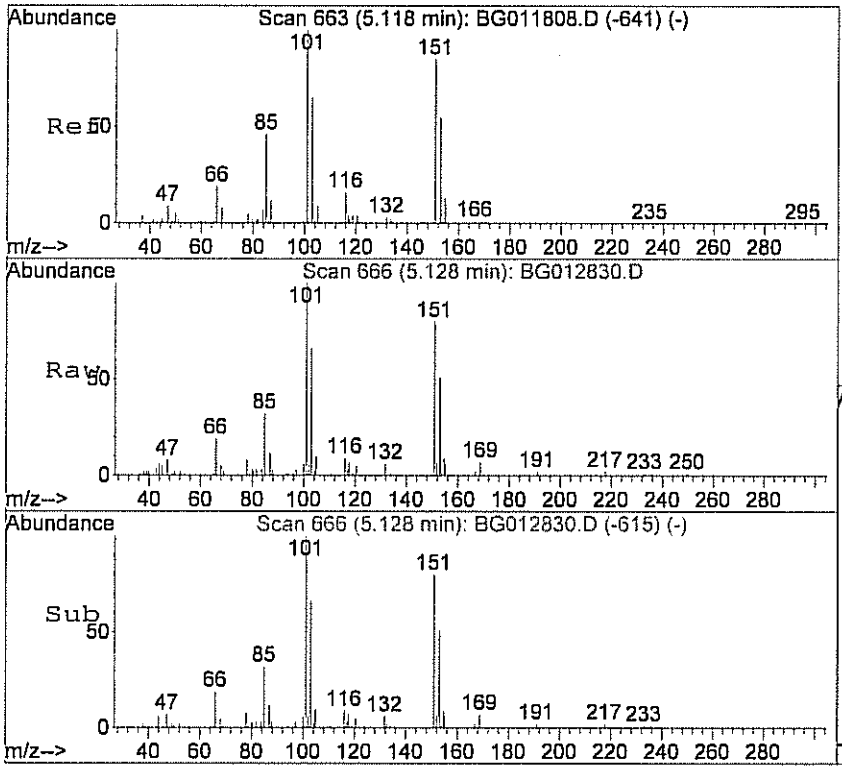

#15
Freon 113
Concen: 0.44 ppb
RT: 5.13 min Scan# 666
Delta R.T. 0.01 min
Lab File: BG012830.D
Acq: 29 Jan 2011 5:10 am

Tgt Ion:101 Resp: 28986

Ion	Ratio	Lower	Upper
101	100		
103	62.0	30.6	70.6
151	105.6	64.0	104.0#

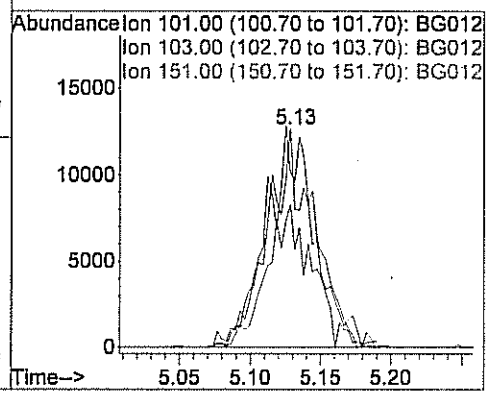

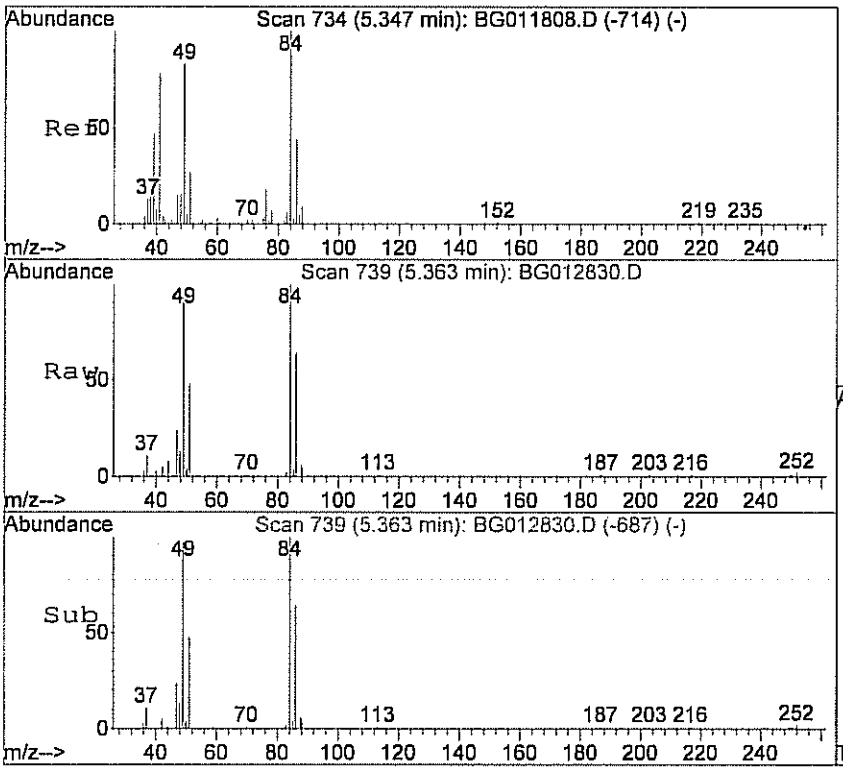

#16
Methylene chloride
Concen: 1.00 ppb
RT: 5.36 min Scan# 739
Delta R.T. 0.02 min
Lab File: BG012830.D
Acq: 29 Jan 2011 5:10 am

Tgt Ion: 84 Resp: 25708

Ion	Ratio	Lower	Upper
84	100		
49	114.6	82.7	122.7
86	68.3	35.7	75.7

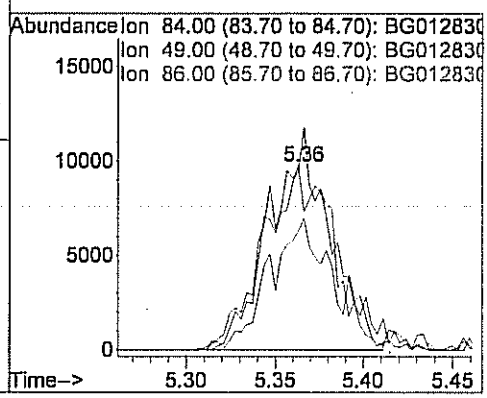

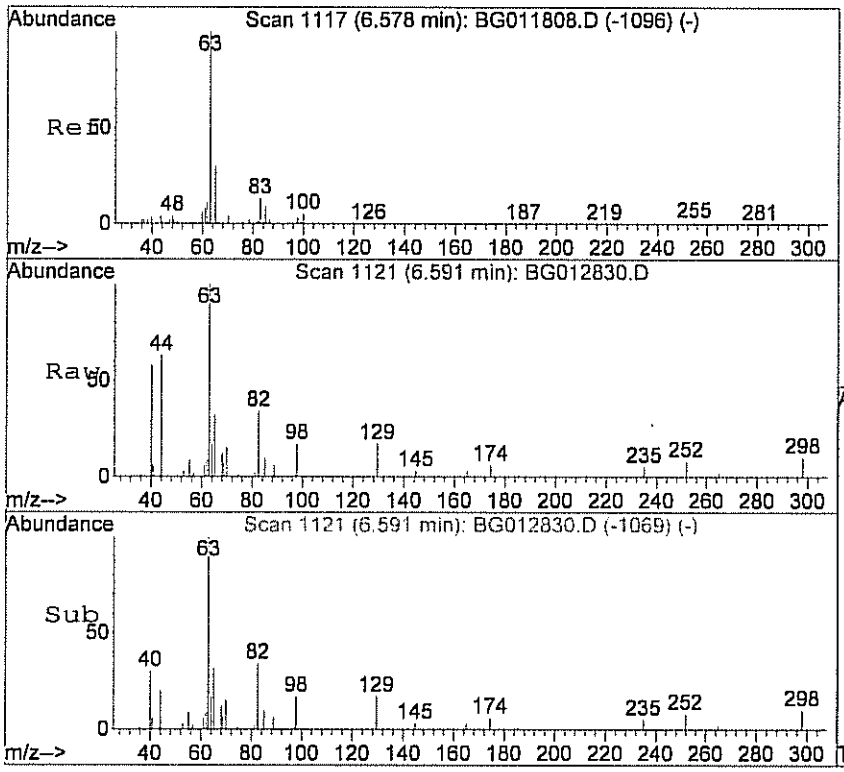

#21
1,1-dichloroethane
Concen: 0.10 ppb m
RT: 6.59 min Scan# 1121
Delta R.T. 0.02 min
Lab File: BG012830.D
Acq: 29 Jan 2011 5:10 am

Tgt Ion: 63 Resp: 5105

Ion	Ratio	Lower	Upper
63	100		
65	7.8	9.3	49.3#

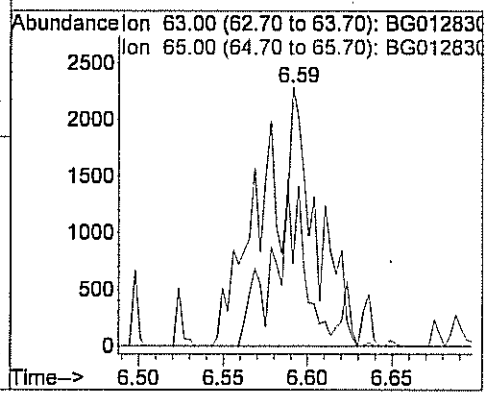

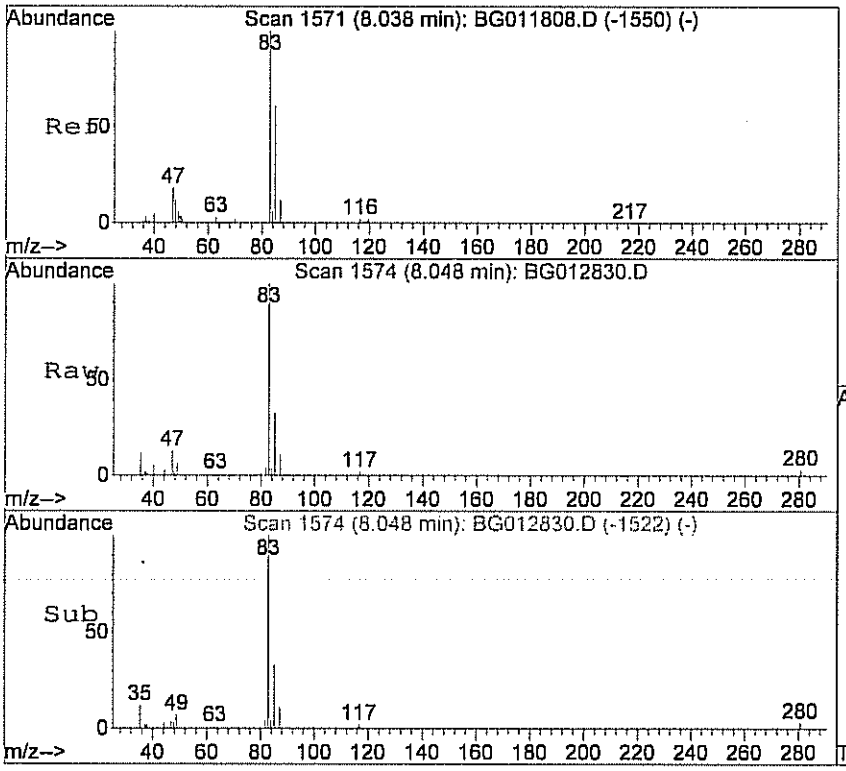

#27
Chloroform
Concen: 0.33 ppb
RT: 8.05 min Scan# 1574
Delta R.T. 0.02 min
Lab File: BG012830.D
Acq: 29 Jan 2011 5:10 am

Tgt Ion: 83 Resp: 18654

Ion	Ratio	Lower	Upper
83	100		
85	60.3	50.2	90.2

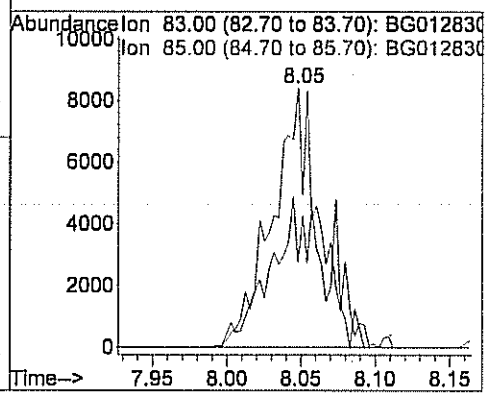

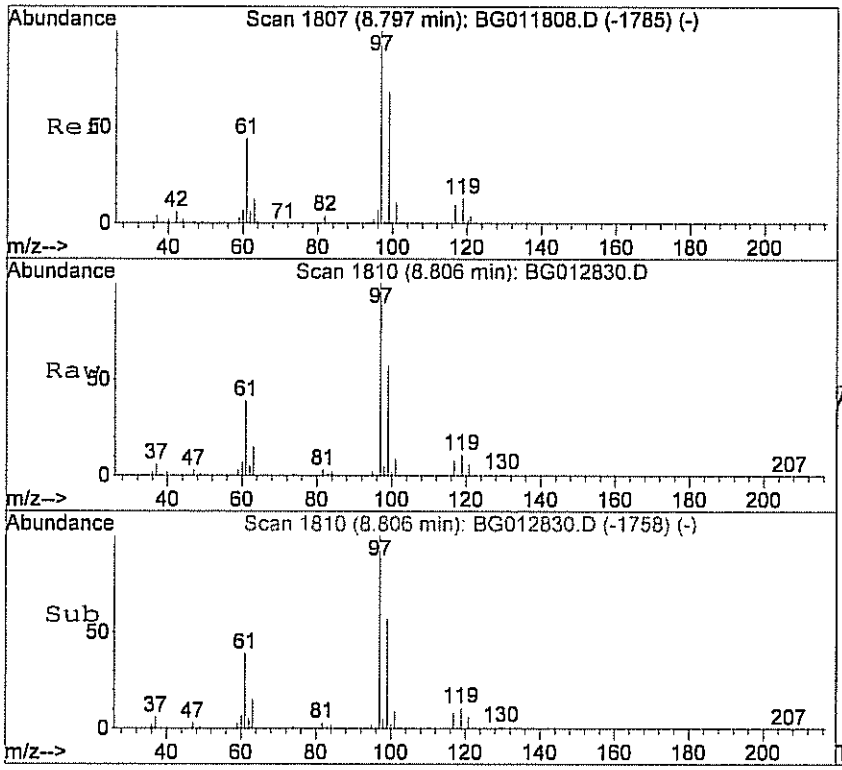

#31
1,1,1-trichloroethane
Concen: 1.27 ppb
RT: 8.81 min Scan# 1810
Delta R.T. 0.02 min
Lab File: BG012830.D
Acq: 29 Jan 2011 5:10 am

Tgt Ion: 97 Resp: 86437

Ion	Ratio	Lower	Upper
97	100		
99	64.1	36.9	76.9

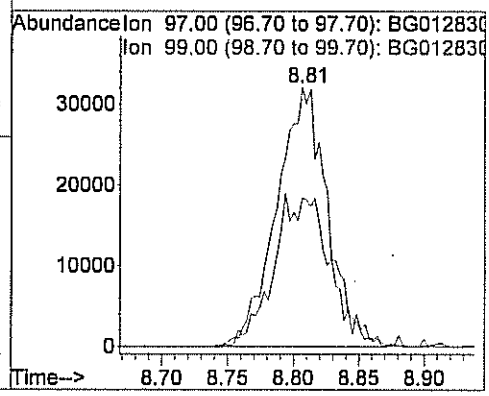

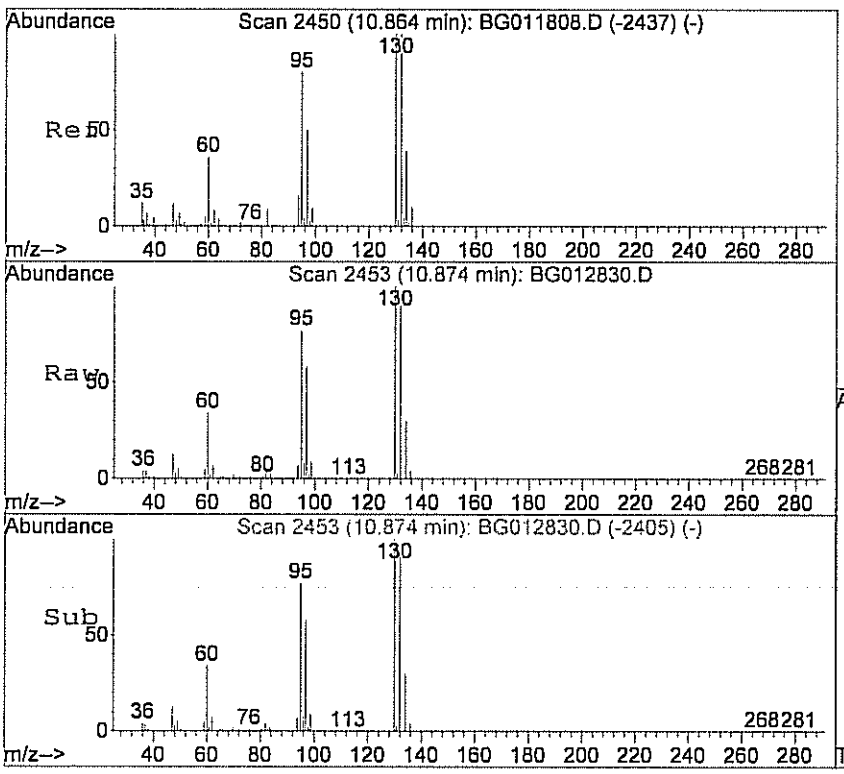

#38
Trichloroethene
Concen: 4.64 ppb
RT: 10.87 min Scan# 2453
Delta R.T. 0.00 min
Lab File: BG012830.D
Acq: 29 Jan 2011 5:10 am

Tgt Ion:130 Resp: 160902

Ion	Ratio	Lower	Upper
130	100		
132	100.9	63.9	103.9
95	82.5	53.8	93.8

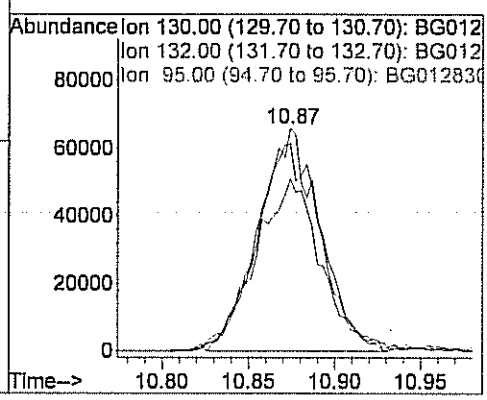

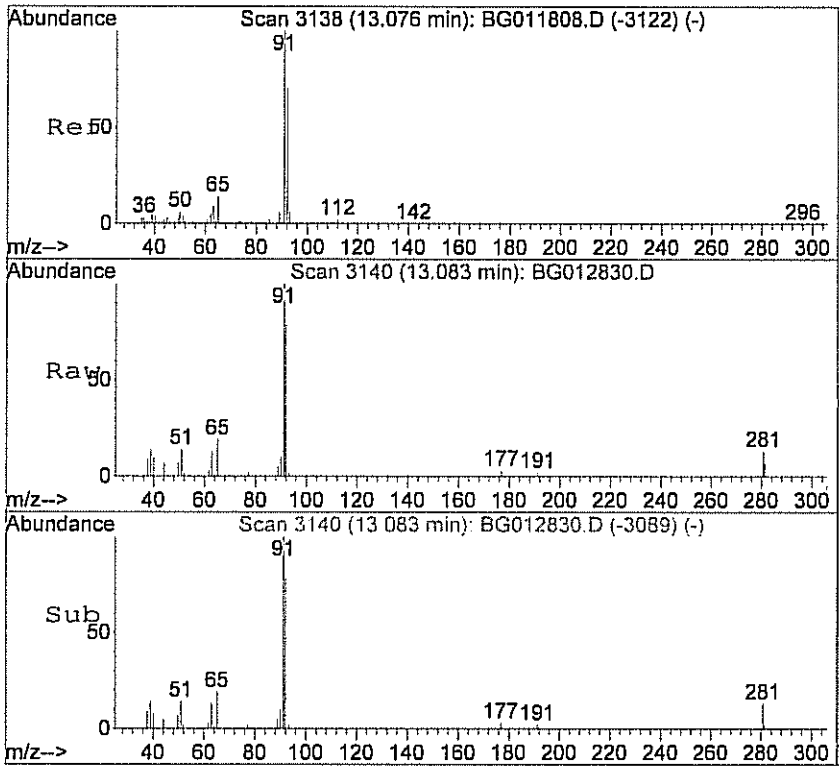

#45
Toluene
Concen: 0.22 ppb
RT: 13.08 min Scan# 3140
Delta R.T. 0.01 min
Lab File: BG012830.D
Acq: 29 Jan 2011 5:10 am

Tgt Ion: 92 Resp: 7380

Ion	Ratio	Lower	Upper
92	100		
91	162.9	121.5	161.5#

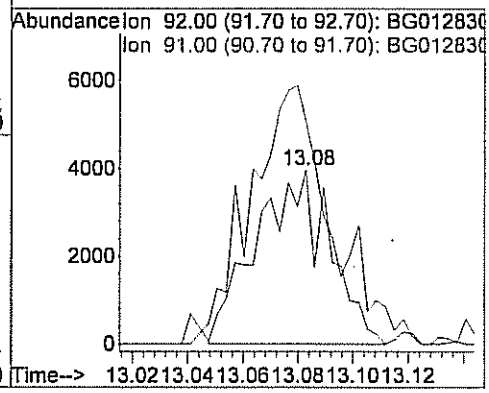

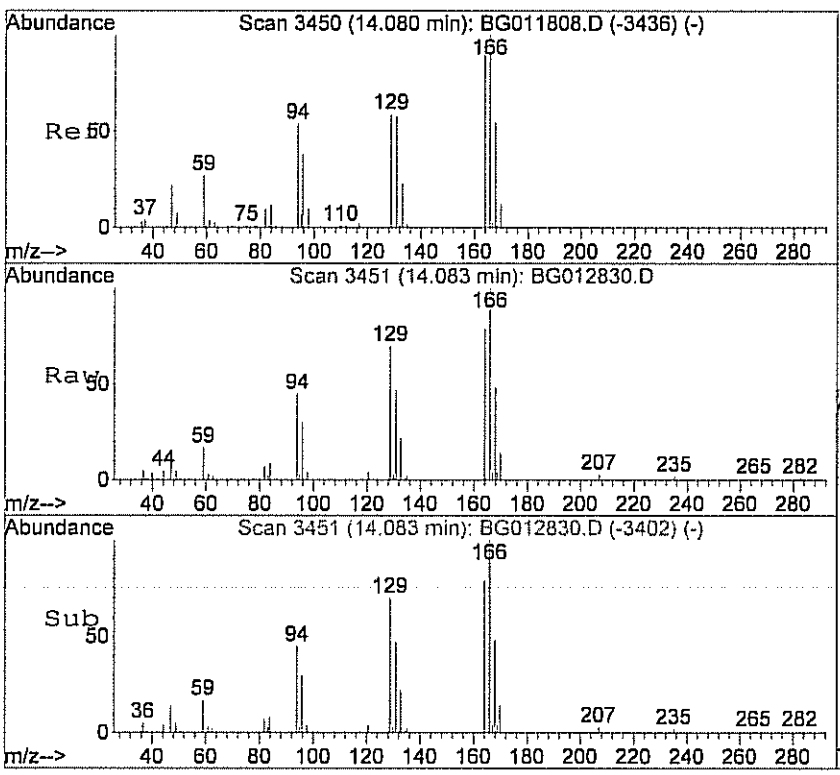

#50
Tetrachloroethylene
Concen: 0.62 ppb
RT: 14.08 min Scan# 3451
Delta R.T. 0.01 min
Lab File: BG012830.D
Acq: 29 Jan 2011 5:10 am

Tgt Ion:164 Resp: 24154

Ion	Ratio	Lower	Upper
164	100		
166	138.8	110.1	150.1

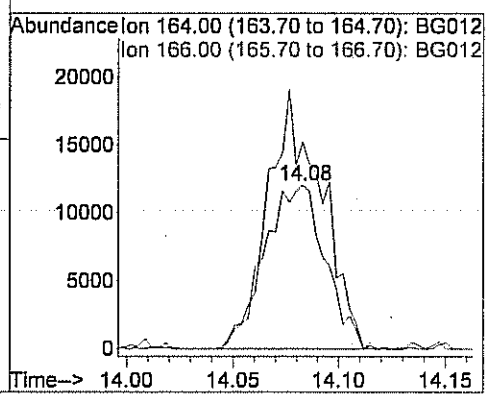

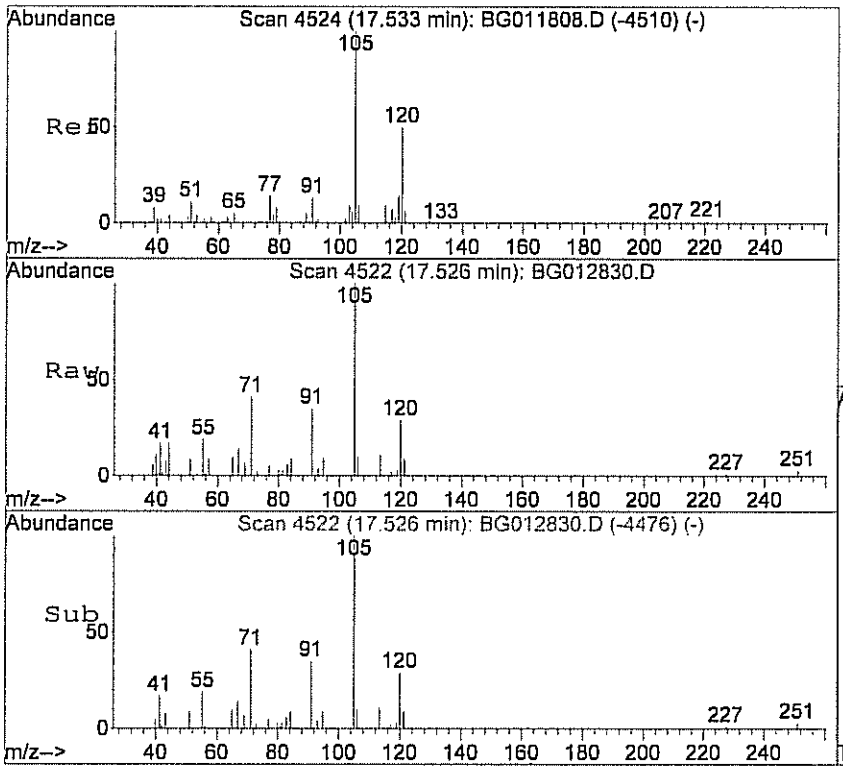

#61
1,2,4-trimethylbenzene
Concen: 0.11 ppb
RT: 17.53 min Scan# 4522
Delta R.T. -0.00 min
Lab File: BG012830.D
Acq: 29 Jan 2011 5:10 am

Tgt Ion:105 Resp: 3453

Ion	Ratio	Lower	Upper
105	100		
120	26.1	52.0	92.0#

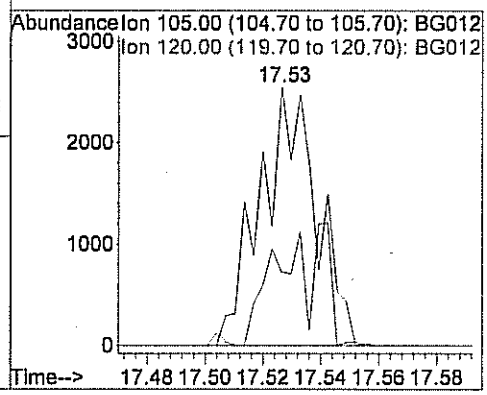

Quantitation Report (QT Reviewed)

Data File : C:\MSDCHEM\1\DATA\BG012831.D Vial: 26
Acq On : 29 Jan 2011 5:45 am Operator: LL
Sample : C1101035-004A 40X Inst : MSD #2
Misc : 1ugm3 & 0.25TCE,CT,VNCL Sample Multiplr: 1.00
MS Integration Params: RTEINT.P
Quant Time: Jan 29 06:06:58 2011 Quant Results File: B118_1UG.RES

Quant Method : C:\MSDCHEM\1\METHODS\B118_1UG.M (RTE Integrator)
Title : TO-15 VOA Standards for 5 point calibration
Last Update : Wed Jan 26 14:01:48 2011
Response via : Initial Calibration
DataAcq Meth : B118_1UG

Internal Standards	R.T.	QIon	Response	Conc	Units		Dev(Min)
1) Bromochloromethane	7.91	128	13269	1.00	ppb		0.04
30) 1,4-difluorobenzene	10.21	114	33675	1.00	ppb		0.03
44) Chlorobenzene-d5	14.98	117	38001	1.00	ppb		0.00
System Monitoring Compounds							
57) Bromofluorobenzene	16.53	95	17415	0.86	ppb		0.00
Spiked Amount 1.000	Range 70 - 130		Recovery = 86.00%				
Target Compounds							Qvalue
13) Isopropyl alcohol	5.01	45	11553m	0.71	ppb		
15) Freon 113	5.15	101	10896	0.21	ppb	#	66
16) Methylene chloride	5.40	84	10001	0.49	ppb		90
27) Chloroform	8.06	83	5692	0.13	ppb	#	73
31) 1,1,1-trichloroethane	8.84	97	33434	0.59	ppb		96
38) Trichloroethene	10.88	130	46908m	1.61	ppb		
50) Tetrachloroethylene	14.08	164	9106	0.28	ppb		89

(#) = qualifier out of range (m) = manual integration (+) = signals summed

Quantitation Report (QT Reviewed)

Data File : C:\MSDCHEM\1\DATA\BG012831.D Vial: 26
Acq On : 29 Jan 2011 5:45 am Operator: LL
Sample : C1101035-004A 40X Inst : MSD #2
Misc : 1ugm3 & 0.25TCE,CT,VNCL Sample Multiplr: 1.00
MS Integration Params: RTEINT.P
Quant Time: Jan 31 15:20 2011 Quant Results File: B118_1UG.RES

Method : C:\MSDCHEM\1\METHODS\B118_1UG.M (RTE Integrator)
Title : TO-15 VOA Standards for 5 point calibration
Last Update : Tue Feb 01 16:05:43 2011
Response via : Initial Calibration

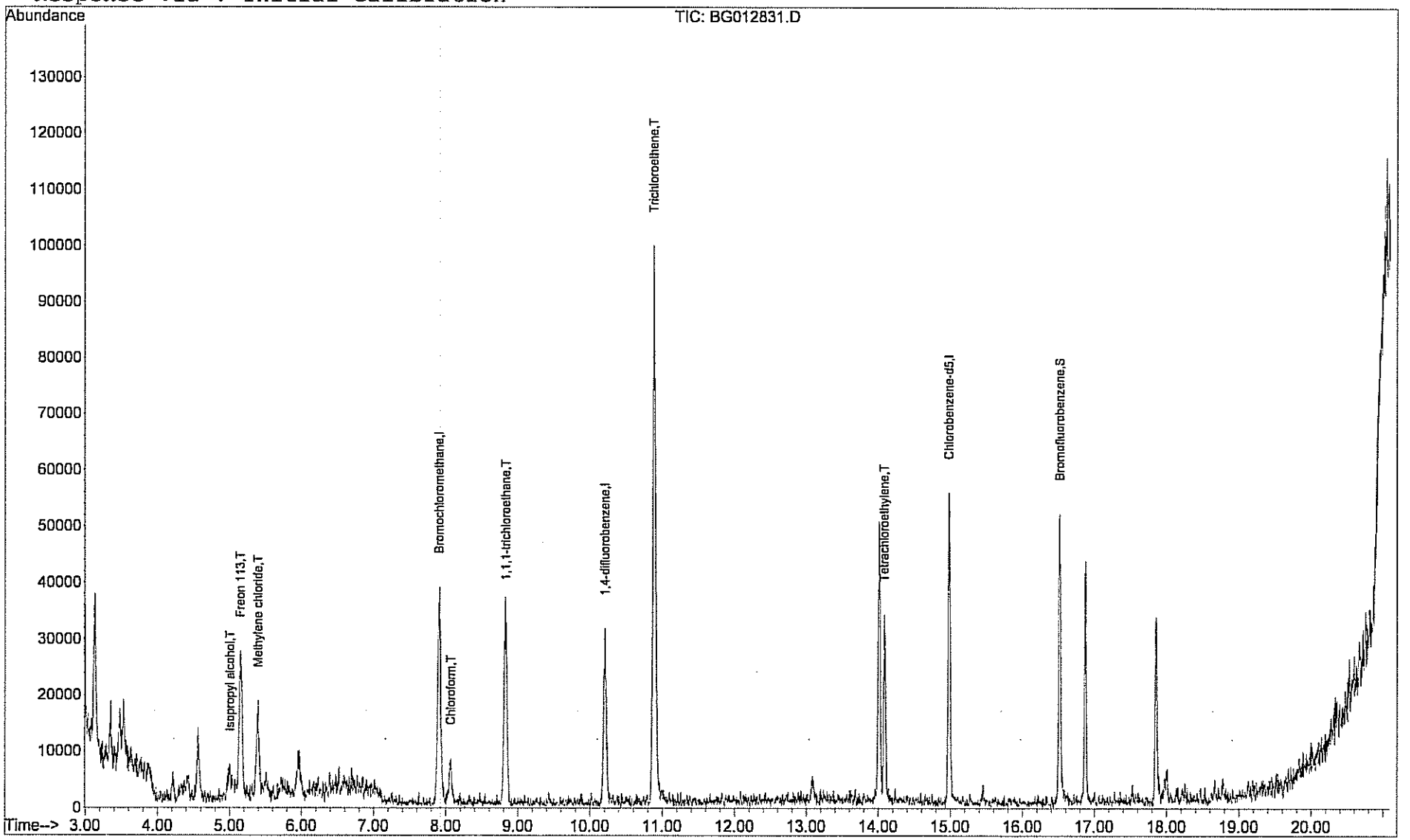

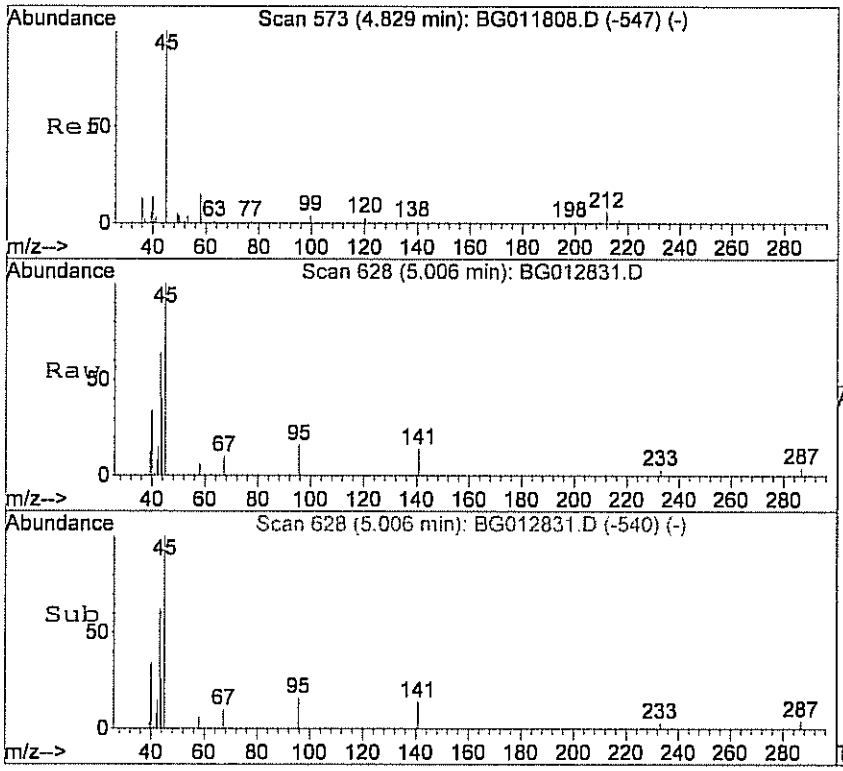

#13
Isopropyl alcohol
Concen: 0.71 ppb m
RT: 5.01 min Scan# 628
Delta R.T. 0.13 min
Lab File: BG012831.D
Acq: 29 Jan 2011 5:45 am

Tgt Ion: 45 Resp: 11553

Ion	Ratio	Lower	Upper
45	100		
43	0.0	6.2	46.2#

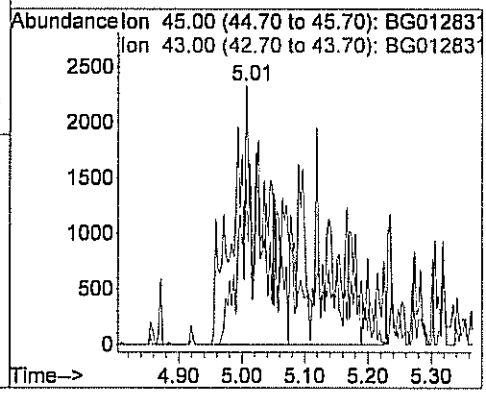

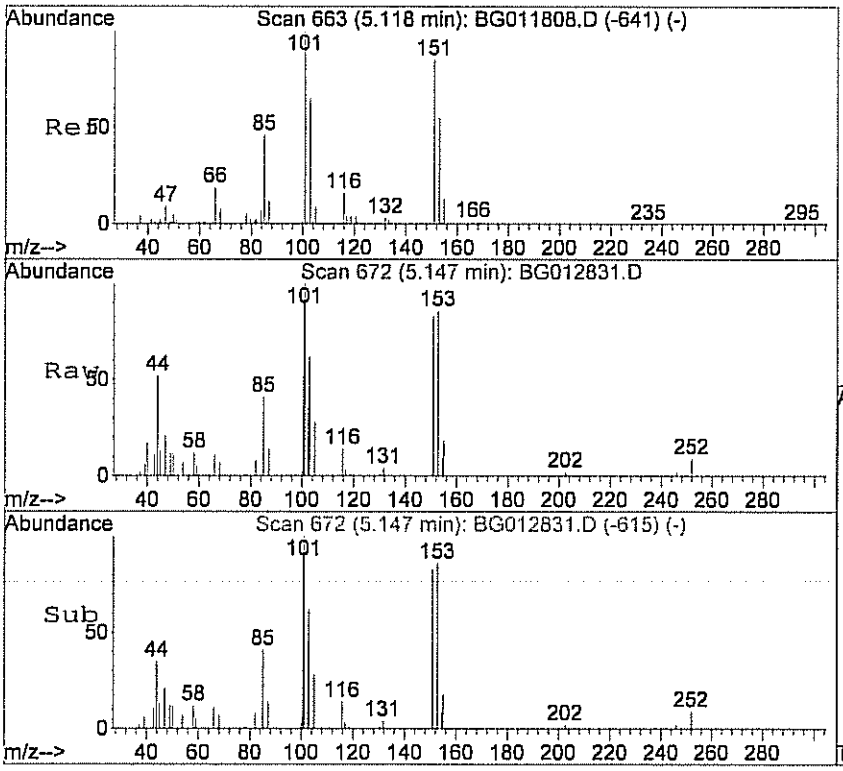

#15
Freon 113
Concen: 0.21 ppb
RT: 5.15 min Scan# 672
Delta R.T. 0.03 min
Lab File: BG012831.D
Acq: 29 Jan 2011 5:45 am

Tgt Ion:101 Resp: 10896

Ion	Ratio	Lower	Upper
101	100		
103	69.8	30.6	70.6
151	117.6	64.0	104.0#

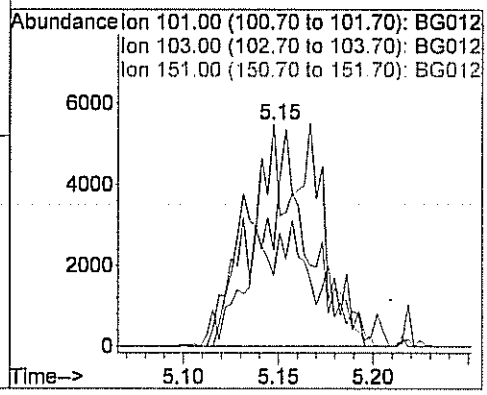

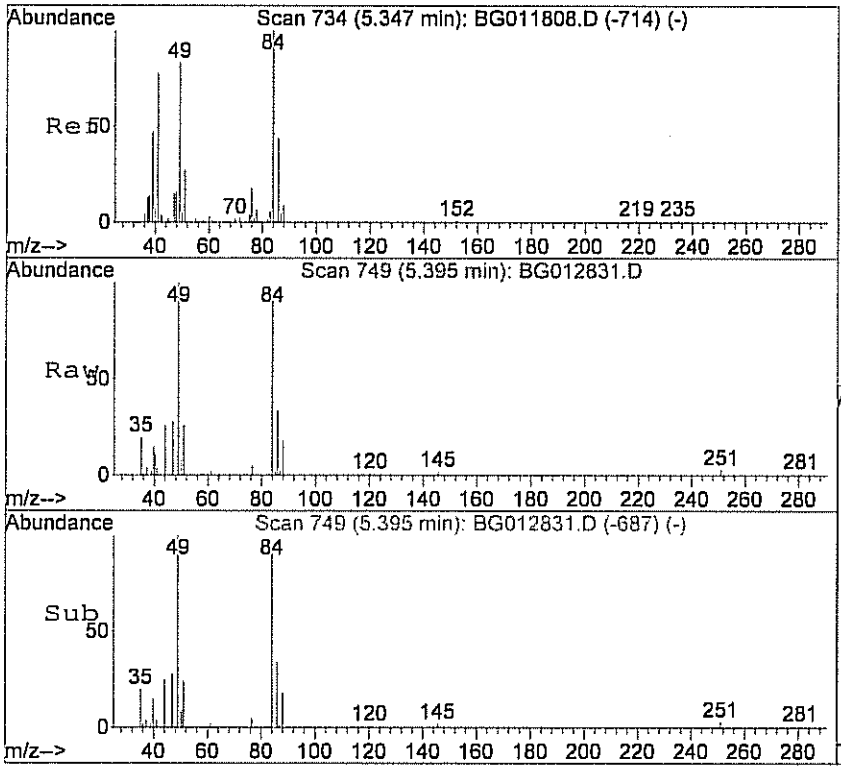

#16
Methylene chloride
Concen: 0.49 ppb
RT: 5.40 min Scan# 749
Delta R.T. 0.05 min
Lab File: BG012831.D
Acq: 29 Jan 2011 5:45 am

Tgt Ion: 84 Resp: 10001

Ion	Ratio	Lower	Upper
84	100		
49	113.6	82.7	122.7
86	61.6	35.7	75.7

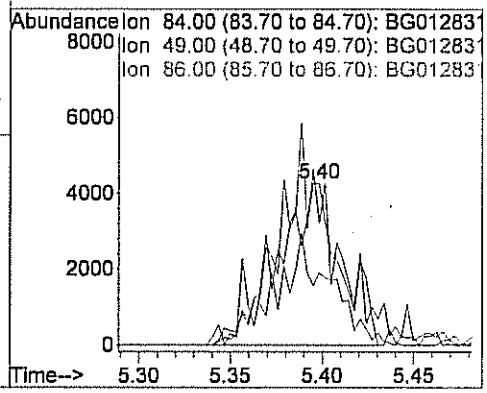

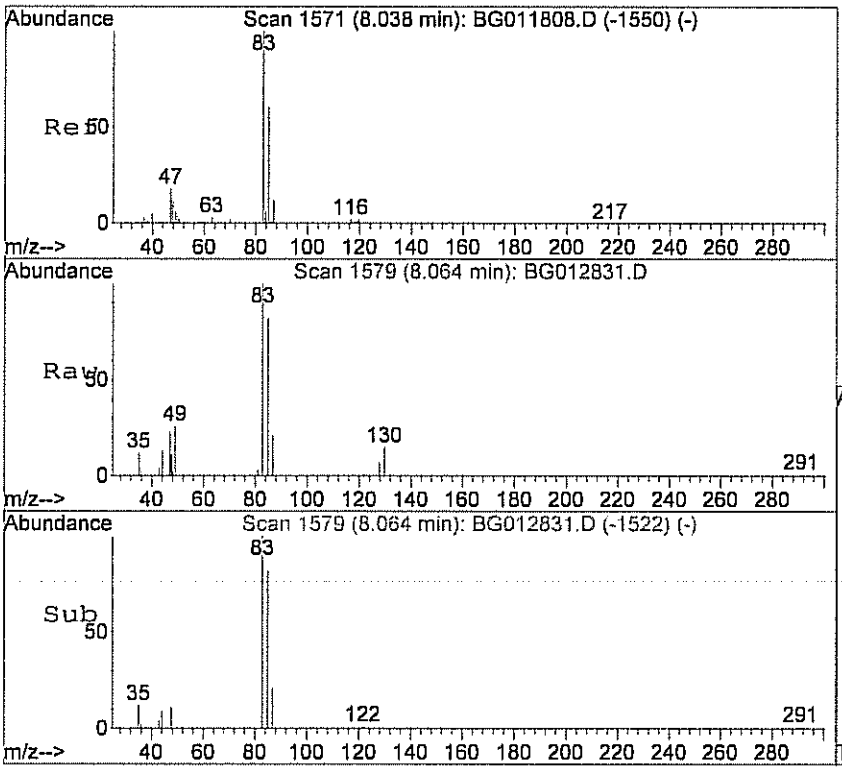

#27
Chloroform
Concen: 0.13 ppb
RT: 8.06 min Scan# 1579
Delta R.T. 0.03 min
Lab File: BG012831.D
Acq: 29 Jan 2011 5:45 am

Tgt Ion: 83 Resp: 5692

Ion	Ratio	Lower	Upper
83	100		
85	92.5	50.2	90.2#

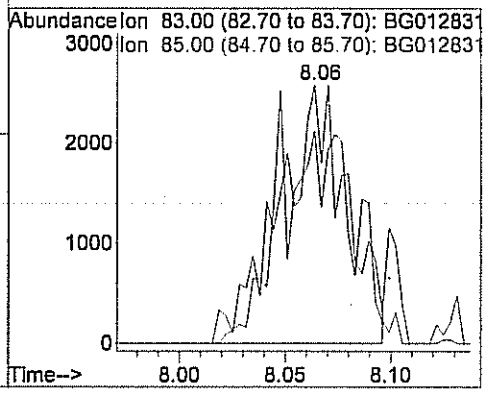

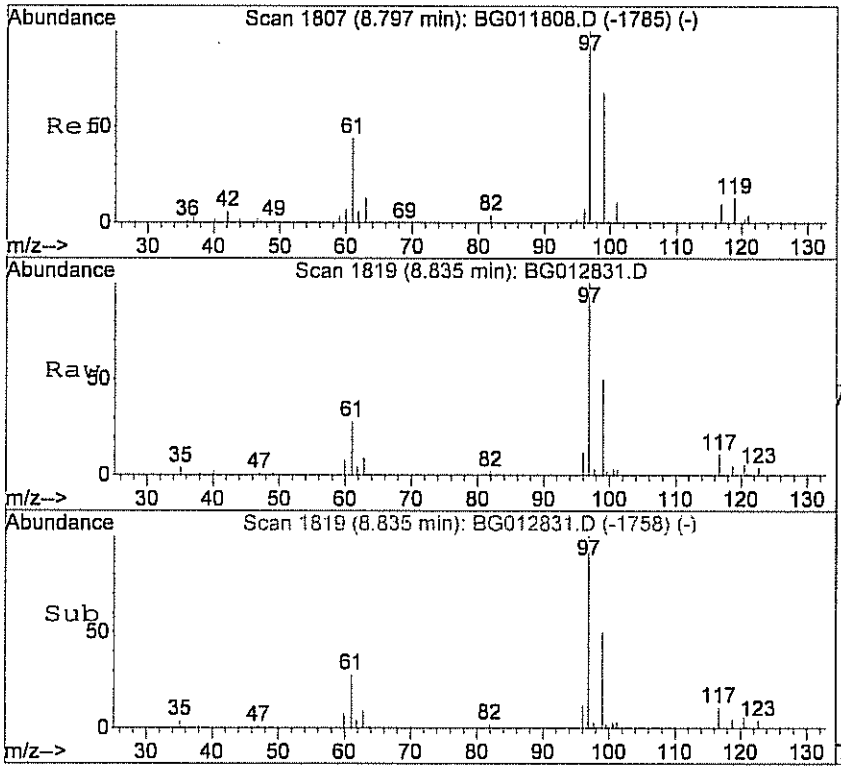

#31
1,1,1-trichloroethane
Concen: 0.59 ppb
RT: 8.84 min Scan# 1819
Delta R.T. 0.04 min
Lab File: BG012831.D
Acq: 29 Jan 2011 5:45 am

Tgt Ion: 97 Resp: 33434

Ion	Ratio	Lower	Upper
97	100		
99	59.9	36.9	76.9

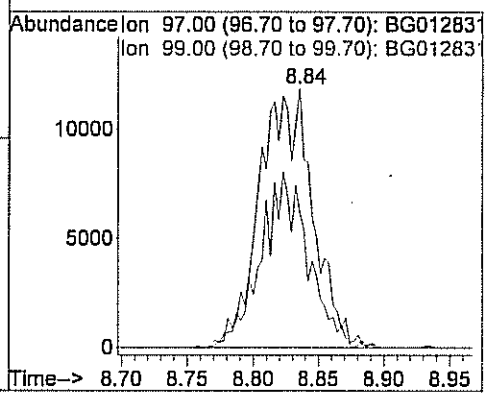

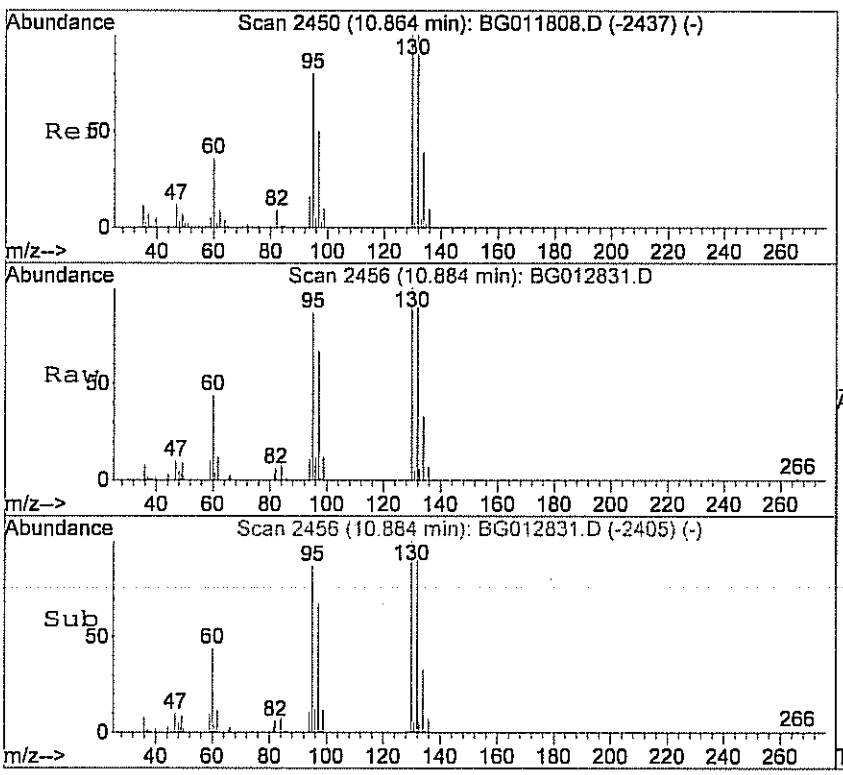

#38
Trichloroethene
Concen: 1.61 ppb m
RT: 10.88 min Scan# 2456
Delta R.T. 0.01 min
Lab File: BG012831.D
Acq: 29 Jan 2011 5:45 am

Tgt Ion:130 Resp: 46908

Ion	Ratio	Lower	Upper
130	100		
132	99.0	63.9	103.9
95	86.1	53.8	93.8

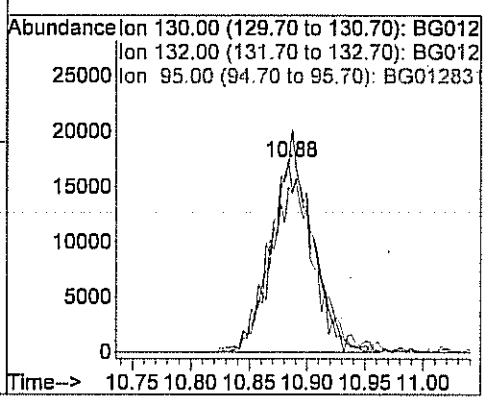

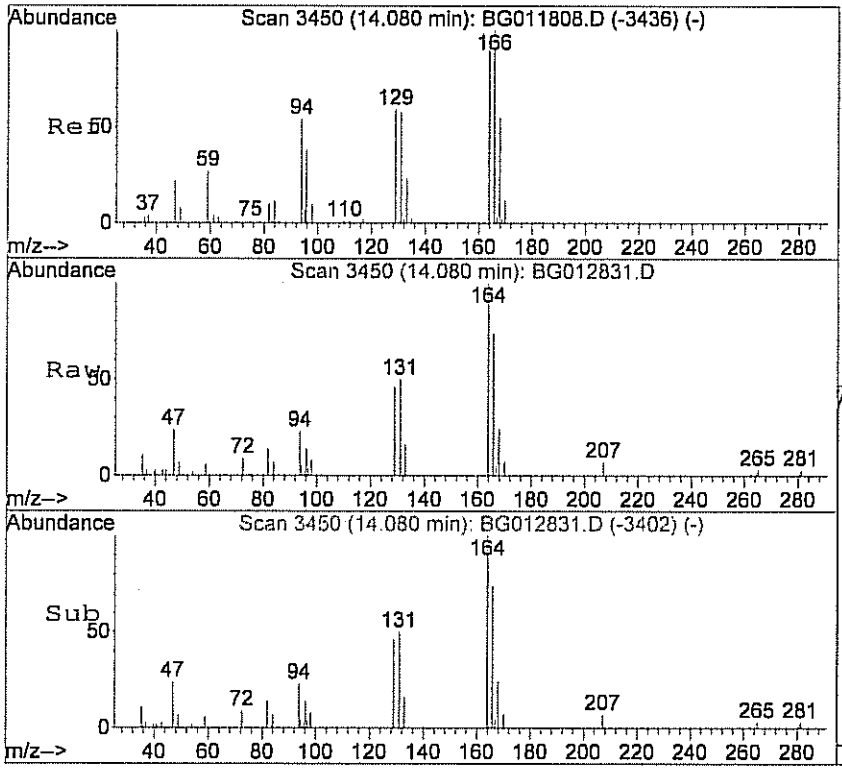

#50
Tetrachloroethylene
Concen: 0.28 ppb
RT: 14.08 min Scan# 3450
Delta R.T. 0.00 min
Lab File: BG012831.D
Acq: 29 Jan 2011 5:45 am

Tgt Ion:164 Resp: 9106

Ion	Ratio	Lower	Upper
164	100		
166	117.4	110.1	150.1

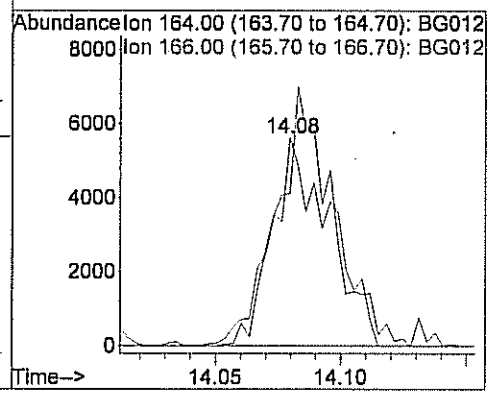

Centek Laboratories, LLC

Date: *22-Feb-11*

CLIENT:	Arcadis	**Client Sample ID:**	IA-VMP 7
Lab Order:	C1101035	**Tag Number:**	101,292
Project:	Lockheed Martin NJ001014.0001	**Collection Date:**	1/24/2011
Lab ID:	C1101035-005A	**Matrix:**	AIR

Analyses	Result	**Limit	Qual	Units	DF	Date Analyzed
FIELD PARAMETERS		FLD				Analyst:
Lab Vacuum In	-5			"Hg		1/26/2011
Lab Vacuum Out	-30			"Hg		1/26/2011
1UG/M3 W/ 0.25UG/M3 CT-TCE-VC		TO-15				Analyst: LL
1,1,1-Trichloroethane	< 0.15	0.15		ppbV	1	1/26/2011 5:36:00 PM
1,1,2,2-Tetrachloroethane	< 0.15	0.15		ppbV	1	1/26/2011 5:36:00 PM
1,1,2-Trichloroethane	< 0.15	0.15		ppbV	1	1/26/2011 5:36:00 PM
1,1-Dichloroethane	< 0.15	0.15		ppbV	1	1/26/2011 5:36:00 PM
1,1-Dichloroethene	< 0.15	0.15		ppbV	1	1/26/2011 5:36:00 PM
1,2,4-Trichlorobenzene	< 0.15	0.15		ppbV	1	1/26/2011 5:36:00 PM
1,2,4-Trimethylbenzene	0.29	0.15		ppbV	1	1/26/2011 5:36:00 PM
1,2-Dibromoethane	< 0.15	0.15		ppbV	1	1/26/2011 5:36:00 PM
1,2-Dichlorobenzene	< 0.15	0.15		ppbV	1	1/26/2011 5:36:00 PM
1,2-Dichloroethane	< 0.15	0.15		ppbV	1	1/26/2011 5:36:00 PM
1,2-Dichloropropane	< 0.15	0.15		ppbV	1	1/26/2011 5:36:00 PM
1,3,5-Trimethylbenzene	0.10	0.15	J	ppbV	1	1/26/2011 5:36:00 PM
1,3-butadiene	< 0.15	0.15		ppbV	1	1/26/2011 5:36:00 PM
1,3-Dichlorobenzene	< 0.15	0.15		ppbV	1	1/26/2011 5:36:00 PM
1,4-Dichlorobenzene	0.58	0.15		ppbV	1	1/26/2011 5:36:00 PM
1,4-Dioxane	< 0.30	0.30		ppbV	1	1/26/2011 5:36:00 PM
2,2,4-trimethylpentane	< 0.15	0.15		ppbV	1	1/26/2011 5:36:00 PM
4-ethyltoluene	< 0.15	0.15		ppbV	1	1/26/2011 5:36:00 PM
Acetone	9.7	2.4		ppbV	8	1/28/2011 1:55:00 AM
Allyl chloride	< 0.15	0.15		ppbV	1	1/26/2011 5:36:00 PM
Benzene	0.33	0.15		ppbV	1	1/26/2011 5:36:00 PM
Benzyl chloride	< 0.15	0.15		ppbV	1	1/26/2011 5:36:00 PM
Bromodichloromethane	< 0.15	0.15		ppbV	1	1/26/2011 5:36:00 PM
Bromoform	< 0.15	0.15		ppbV	1	1/26/2011 5:36:00 PM
Bromomethane	< 0.15	0.15		ppbV	1	1/26/2011 5:36:00 PM
Carbon disulfide	< 0.15	0.15		ppbV	1	1/26/2011 5:36:00 PM
Carbon tetrachloride	0.040	0.040		ppbV	1	1/26/2011 5:36:00 PM
Chlorobenzene	< 0.15	0.15		ppbV	1	1/26/2011 5:36:00 PM
Chloroethane	< 0.15	0.15		ppbV	1	1/26/2011 5:36:00 PM
Chloroform	< 0.15	0.15		ppbV	1	1/26/2011 5:36:00 PM
Chloromethane	0.33	0.15		ppbV	1	1/26/2011 5:36:00 PM
cis-1,2-Dichloroethene	< 0.15	0.15		ppbV	1	1/26/2011 5:36:00 PM
cis-1,3-Dichloropropene	< 0.15	0.15		ppbV	1	1/26/2011 5:36:00 PM
Cyclohexane	1.8	0.15		ppbV	1	1/26/2011 5:36:00 PM
Dibromochloromethane	< 0.15	0.15		ppbV	1	1/26/2011 5:36:00 PM
Ethyl acetate	< 0.25	0.25		ppbV	1	1/26/2011 5:36:00 PM

Qualifiers:

**	Reporting Limit	.	Results reported are not blank corrected
B	Analyte detected in the associated Method Blank	E	Value above quantitation range
H	Holding times for preparation or analysis exceeded	J	Analyte detected at or below quantitation limits
JN	Non-routine analyte. Quantitation estimated.	ND	Not Detected at the Reporting Limit
S	Spike Recovery outside accepted recovery limits		

Centek Laboratories, LLC

Date: *22-Feb-11*

CLIENT:	Arcadis	**Client Sample ID:**	IA-VMP 7
Lab Order:	C1101035	**Tag Number:**	101,292
Project:	Lockheed Martin NJ001014.0001	**Collection Date:**	1/24/2011
Lab ID:	C1101035-005A	**Matrix:**	AIR

Analyses	Result	**Limit	Qual	Units	DF	Date Analyzed
1UG/M3 W/ 0.25UG/M3 CT-TCE-VC		**TO-15**				Analyst: LL
Ethylbenzene	0.15	0.15		ppbV	1	1/26/2011 5:36:00 PM
Freon 11	0.24	0.15		ppbV	1	1/26/2011 5:36:00 PM
Freon 113	< 0.15	0.15		ppbV	1	1/26/2011 5:36:00 PM
Freon 114	< 0.15	0.15		ppbV	1	1/26/2011 5:36:00 PM
Freon 12	0.45	0.15		ppbV	1	1/26/2011 5:36:00 PM
Heptane	0.54	0.15		ppbV	1	1/26/2011 5:36:00 PM
Hexachloro-1,3-butadiene	< 0.15	0.15		ppbV	1	1/26/2011 5:36:00 PM
Hexane	0.61	0.15		ppbV	1	1/26/2011 5:36:00 PM
Isopropyl alcohol	630	48		ppbV	320	1/28/2011 1:21:00 AM
m&p-Xylene	0.35	0.30		ppbV	1	1/26/2011 5:36:00 PM
Methyl Butyl Ketone	< 0.30	0.30		ppbV	1	1/26/2011 5:36:00 PM
Methyl Ethyl Ketone	2.3	0.30		ppbV	1	1/26/2011 5:36:00 PM
Methyl Isobutyl Ketone	< 0.30	0.30		ppbV	1	1/26/2011 5:36:00 PM
Methyl tert-butyl ether	< 0.15	0.15		ppbV	1	1/26/2011 5:36:00 PM
Methylene chloride	280	48		ppbV	320	1/28/2011 1:21:00 AM
o-Xylene	0.14	0.15	J	ppbV	1	1/26/2011 5:36:00 PM
Propylene	< 0.15	0.15		ppbV	1	1/26/2011 5:36:00 PM
Styrene	0.20	0.15		ppbV	1	1/26/2011 5:36:00 PM
Tetrachloroethylene	< 0.15	0.15		ppbV	1	1/26/2011 5:36:00 PM
Tetrahydrofuran	10	1.2		ppbV	8	1/28/2011 1:55:00 AM
Toluene	1.7	0.15		ppbV	1	1/26/2011 5:36:00 PM
trans-1,2-Dichloroethene	0.15	0.15		ppbV	1	1/26/2011 5:36:00 PM
trans-1,3-Dichloropropene	< 0.15	0.15		ppbV	1	1/26/2011 5:36:00 PM
Trichloroethene	0.10	0.040		ppbV	1	1/26/2011 5:36:00 PM
Vinyl acetate	1.6	0.15		ppbV	1	1/26/2011 5:36:00 PM
Vinyl Bromide	< 0.15	0.15		ppbV	1	1/26/2011 5:36:00 PM
Vinyl chloride	< 0.040	0.040		ppbV	1	1/26/2011 5:36:00 PM
Surr: Bromofluorobenzene	93.0	70-130		%REC	1	1/26/2011 5:36:00 PM

Qualifiers:

**	Reporting Limit	.	Results reported are not blank corrected
B	Analyte detected in the associated Method Blank	E	Value above quantitation range
H	Holding times for preparation or analysis exceeded	J	Analyte detected at or below quantitation limits
JN	Non-routine analyte. Quantitation estimated.	ND	Not Detected at the Reporting Limit
S	Spike Recovery outside accepted recovery limits		

Centek Laboratories, LLC

Date: *22-Feb-11*

CLIENT:	Arcadis	**Client Sample ID:**	IA-VMP 7
Lab Order:	C1101035	**Tag Number:**	101,292
Project:	Lockheed Martin NJ001014.0001	**Collection Date:**	1/24/2011
Lab ID:	C1101035-005A	**Matrix:**	AIR

Analyses	Result	**Limit	Qual	Units	DF	Date Analyzed
1UG/M3 W/ 0.25UG/M3 CT-TCE-VC		**TO-15**				Analyst: LL
1,1,1-Trichloroethane	< 0.83	0.83		ug/m3	1	1/26/2011 5:36:00 PM
1,1,2,2-Tetrachloroethane	< 1.0	1.0		ug/m3	1	1/26/2011 5:36:00 PM
1,1,2-Trichloroethane	< 0.83	0.83		ug/m3	1	1/26/2011 5:36:00 PM
1,1-Dichloroethane	< 0.62	0.62		ug/m3	1	1/26/2011 5:36:00 PM
1,1-Dichloroethene	< 0.60	0.60		ug/m3	1	1/26/2011 5:36:00 PM
1,2,4-Trichlorobenzene	< 1.1	1.1		ug/m3	1	1/26/2011 5:36:00 PM
1,2,4-Trimethylbenzene	1.4	0.75		ug/m3	1	1/26/2011 5:36:00 PM
1,2-Dibromoethane	< 1.2	1.2		ug/m3	1	1/26/2011 5:36:00 PM
1,2-Dichlorobenzene	< 0.92	0.92		ug/m3	1	1/26/2011 5:36:00 PM
1,2-Dichloroethane	< 0.62	0.62		ug/m3	1	1/26/2011 5:36:00 PM
1,2-Dichloropropane	< 0.70	0.70		ug/m3	1	1/26/2011 5:36:00 PM
1,3,5-Trimethylbenzene	0.50	0.75	J	ug/m3	1	1/26/2011 5:36:00 PM
1,3-butadiene	< 0.34	0.34		ug/m3	1	1/26/2011 5:36:00 PM
1,3-Dichlorobenzene	< 0.92	0.92		ug/m3	1	1/26/2011 5:36:00 PM
1,4-Dichlorobenzene	3.5	0.92		ug/m3	1	1/26/2011 5:36:00 PM
1,4-Dioxane	< 1.1	1.1		ug/m3	1	1/26/2011 5:36:00 PM
2,2,4-trimethylpentane	< 0.71	0.71		ug/m3	1	1/26/2011 5:36:00 PM
4-ethyltoluene	< 0.75	0.75		ug/m3	1	1/26/2011 5:36:00 PM
Acetone	23	5.8		ug/m3	8	1/28/2011 1:55:00 AM
Allyl chloride	< 0.48	0.48		ug/m3	1	1/26/2011 5:36:00 PM
Benzene	1.1	0.49		ug/m3	1	1/26/2011 5:36:00 PM
Benzyl chloride	< 0.88	0.88		ug/m3	1	1/26/2011 5:36:00 PM
Bromodichloromethane	< 1.0	1.0		ug/m3	1	1/26/2011 5:36:00 PM
Bromoform	< 1.6	1.6		ug/m3	1	1/26/2011 5:36:00 PM
Bromomethane	< 0.59	0.59		ug/m3	1	1/26/2011 5:36:00 PM
Carbon disulfide	< 0.47	0.47		ug/m3	1	1/26/2011 5:36:00 PM
Carbon tetrachloride	0.26	0.26		ug/m3	1	1/26/2011 5:36:00 PM
Chlorobenzene	< 0.70	0.70		ug/m3	1	1/26/2011 5:36:00 PM
Chloroethane	< 0.40	0.40		ug/m3	1	1/26/2011 5:36:00 PM
Chloroform	< 0.74	0.74		ug/m3	1	1/26/2011 5:36:00 PM
Chloromethane	0.69	0.31		ug/m3	1	1/26/2011 5:36:00 PM
cis-1,2-Dichloroethene	< 0.60	0.60		ug/m3	1	1/26/2011 5:36:00 PM
cis-1,3-Dichloropropene	< 0.69	0.69		ug/m3	1	1/26/2011 5:36:00 PM
Cyclohexane	6.3	0.52		ug/m3	1	1/26/2011 5:36:00 PM
Dibromochloromethane	< 1.3	1.3		ug/m3	1	1/26/2011 5:36:00 PM
Ethyl acetate	< 0.92	0.92		ug/m3	1	1/26/2011 5:36:00 PM
Ethylbenzene	0.66	0.66		ug/m3	1	1/26/2011 5:36:00 PM
Freon 11	1.4	0.86		ug/m3	1	1/26/2011 5:36:00 PM
Freon 113	< 1.2	1.2		ug/m3	1	1/26/2011 5:36:00 PM
Freon 114	< 1.1	1.1		ug/m3	1	1/26/2011 5:36:00 PM

Qualifiers:

**	Reporting Limit	.	Results reported are not blank corrected
B	Analyte detected in the associated Method Blank	E	Value above quantitation range
H	Holding times for preparation or analysis exceeded	J	Analyte detected at or below quantitation limits
JN	Non-routine analyte. Quantitation estimated.	ND	Not Detected at the Reporting Limit
S	Spike Recovery outside accepted recovery limits		

Centek Laboratories, LLC

Date: *22-Feb-11*

CLIENT:	Arcadis	**Client Sample ID:**	IA-VMP 7
Lab Order:	C1101035	**Tag Number:**	101,292
Project:	Lockheed Martin NJ001014.0001	**Collection Date:**	1/24/2011
Lab ID:	C1101035-005A	**Matrix:**	AIR

Analyses	Result	**Limit	Qual	Units	DF	Date Analyzed
1UG/M3 W/ 0.25UG/M3 CT-TCE-VC		TO-15				Analyst: LL
Freon 12	2.3	0.75		ug/m3	1	1/26/2011 5:36:00 PM
Heptane	2.2	0.62		ug/m3	1	1/26/2011 5:36:00 PM
Hexachloro-1,3-butadiene	< 1.6	1.6		ug/m3	1	1/26/2011 5:36:00 PM
Hexane	2.2	0.54		ug/m3	1	1/26/2011 5:36:00 PM
Isopropyl alcohol	1600	120		ug/m3	320	1/28/2011 1:21:00 AM
m&p-Xylene	1.5	1.3		ug/m3	1	1/26/2011 5:36:00 PM
Methyl Butyl Ketone	< 1.2	1.2		ug/m3	1	1/26/2011 5:36:00 PM
Methyl Ethyl Ketone	6.9	0.90		ug/m3	1	1/26/2011 5:36:00 PM
Methyl Isobutyl Ketone	< 1.2	1.2		ug/m3	1	1/26/2011 5:36:00 PM
Methyl tert-butyl ether	< 0.55	0.55		ug/m3	1	1/26/2011 5:36:00 PM
Methylene chloride	970	170		ug/m3	320	1/28/2011 1:21:00 AM
o-Xylene	0.62	0.66	J	ug/m3	1	1/26/2011 5:36:00 PM
Propylene	< 0.26	0.26		ug/m3	1	1/26/2011 5:36:00 PM
Styrene	0.87	0.65		ug/m3	1	1/26/2011 5:36:00 PM
Tetrachloroethylene	< 1.0	1.0		ug/m3	1	1/26/2011 5:36:00 PM
Tetrahydrofuran	31	3.6		ug/m3	8	1/28/2011 1:55:00 AM
Toluene	6.4	0.57		ug/m3	1	1/26/2011 5:36:00 PM
trans-1,2-Dichloroethene	0.60	0.60		ug/m3	1	1/26/2011 5:36:00 PM
trans-1,3-Dichloropropene	< 0.69	0.69		ug/m3	1	1/26/2011 5:36:00 PM
Trichloroethene	0.55	0.22		ug/m3	1	1/26/2011 5:36:00 PM
Vinyl acetate	5.7	0.54		ug/m3	1	1/26/2011 5:36:00 PM
Vinyl Bromide	< 0.67	0.67		ug/m3	1	1/26/2011 5:36:00 PM
Vinyl chloride	< 0.10	0.10		ug/m3	1	1/26/2011 5:36:00 PM

Qualifiers:

**	Reporting Limit	.	Results reported are not blank corrected
B	Analyte detected in the associated Method Blank	E	Value above quantitation range
H	Holding times for preparation or analysis exceeded	J	Analyte detected at or below quantitation limits
JN	Non-routine analyte. Quantitation estimated.	ND	Not Detected at the Reporting Limit
S	Spike Recovery outside accepted recovery limits		

Quantitation Report (QT Reviewed)

Data File : C:\MSDCHEM\1\DATA\BG012611.D Vial: 14
Acq On : 26 Jan 2011 5:36 pm Operator: LL
Sample : C1101035-005A Inst : MSD #2
Misc : 1ugm3 & 0.25TCE,CT,VNCL Sample Multiplr: 1.00
MS Integration Params: RTEINT.P
Quant Time: Jan 28 15:10:35 2011 Quant Results File: B118_1UG.RES

Quant Method : C:\MSDCHEM\1\METHODS\B118_1UG.M (RTE Integrator)
Title : TO-15 VOA Standards for 5 point calibration
Last Update : Wed Jan 26 14:01:48 2011
Response via : Initial Calibration
DataAcq Meth : B118_1UG

Internal Standards	R.T.	QIon	Response	Conc	Units		Dev(Min)
1) Bromochloromethane	7.88	128	17142	1.00	ppb		0.00
30) 1,4-difluorobenzene	10.19	114	54518	1.00	ppb		0.00
44) Chlorobenzene-d5	14.98	117	47817	1.00	ppb		0.00
System Monitoring Compounds							
57) Bromofluorobenzene	16.52	95	23722	0.93	ppb		0.00
Spiked Amount 1.000	Range 70 - 130		Recovery = 93.00%				
Target Compounds							Qvalue
3) Freon 12	3.11	85	46712	0.45	ppb		98
4) Chloromethane	3.28	50	12488	0.33	ppb		73
11) Freon 11	4.34	101	24411	0.24	ppb		93
12) Acetone	4.58	58	133823m	11.64	ppb		
13) Isopropyl alcohol	4.63	45	12383493m	592.92	ppb		
16) Methylene chloride	5.35	84	5697813	216.40	ppb	#	83
19) trans-1,2-dichloroethene	6.18	61	5985	0.15	ppb	#	30
22) Vinyl acetate	6.66	43	51327	1.60	ppb		85
23) Methyl Ethyl Ketone	7.28	43	40971m	2.29	ppb		
25) Hexane	7.07	41	19013	0.61	ppb	#	72
28) Tetrahydrofuran	8.38	42	135943m	20.27	ppb		
32) Cyclohexane	9.48	56	49409	1.79	ppb	#	75
33) Carbon tetrachloride	9.44	117	5070m	0.04	ppb		
34) Benzene	9.40	78	25700	0.33	ppb		86
37) Heptane	10.76	43	15702m	0.54	ppb		
38) Trichloroethene	10.86	130	4526m	0.10	ppb		
45) Toluene	13.08	92	58641	1.67	ppb	#	78
52) Ethylbenzene	15.27	91	8389	0.15	ppb		94
53) m&p-xylene	15.44	91	17870m	0.35	ppb		
54) Styrene	15.87	104	6339	0.20	ppb	#	64
56) o-xylene	15.89	91	7529	0.14	ppb		99
60) 1,3,5-trimethylbenzene	17.12	105	5170	0.10	ppb		81
61) 1,2,4-trimethylbenzene	17.53	105	9440	0.29	ppb		81
64) 1,4-dichlorobenzene	17.90	146	22495	0.58	ppb		91

(#) = qualifier out of range (m) = manual integration (+) = signals summed

Quantitation Report (QT Reviewed)

Data File : C:\MSDCHEM\1\DATA\BG012611.D Vial: 14
Acq On : 26 Jan 2011 5:36 pm Operator: LL
Sample : C1101035-005A Inst : MSD #2
Misc : 1ugm3 & 0.25TCE,CT,VNCL Sample Multiplr: 1.00
MS Integration Params: RTEINT.P
Quant Time: Jan 28 15:16 2011 Quant Results File: B118_1UG.RES

Method : C:\MSDCHEM\1\METHODS\B118_1UG.M (RTE Integrator)
Title : TO-15 VOA Standards for 5 point calibration
Last Update : Tue Feb 01 16:05:43 2011
Response via : Initial Calibration

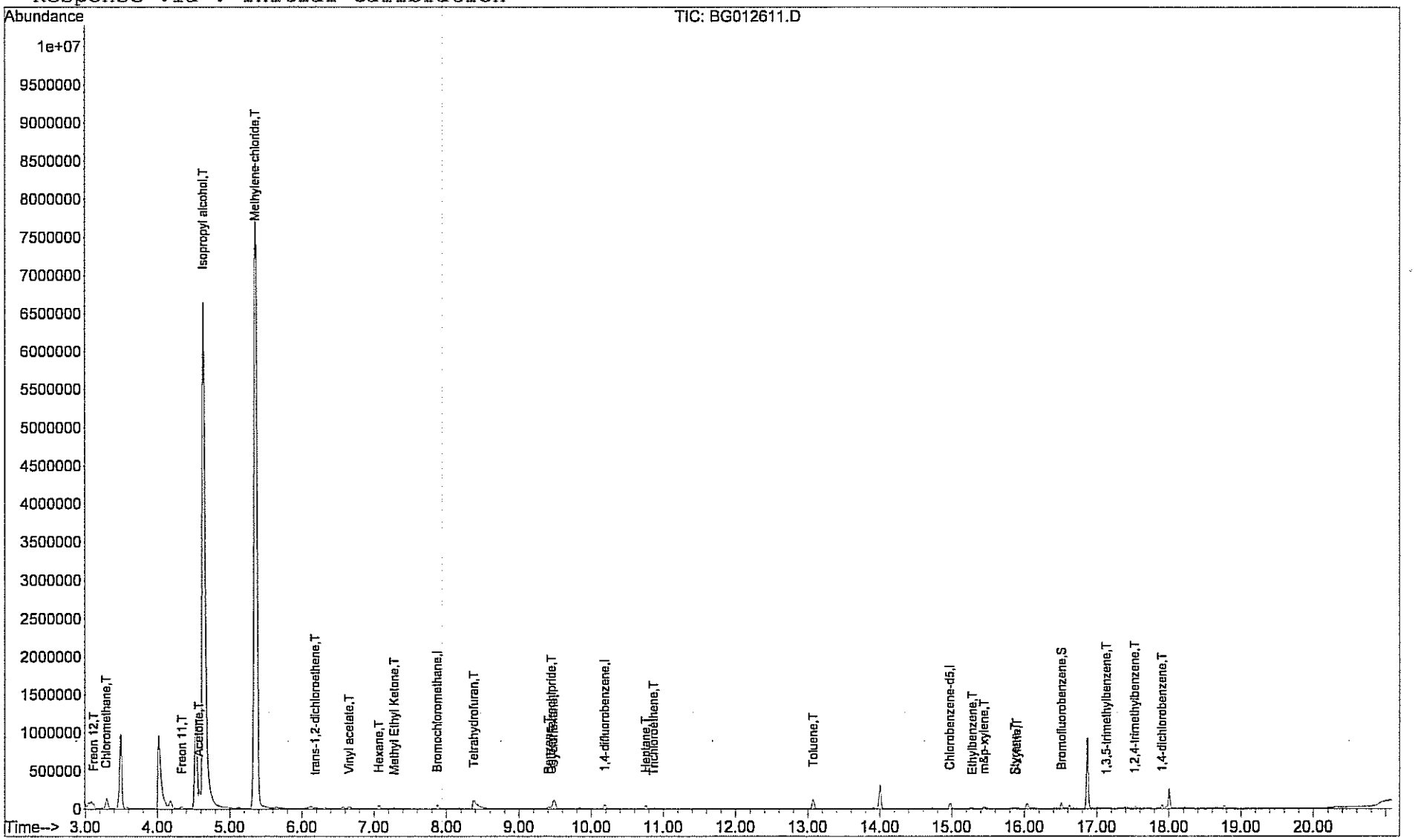

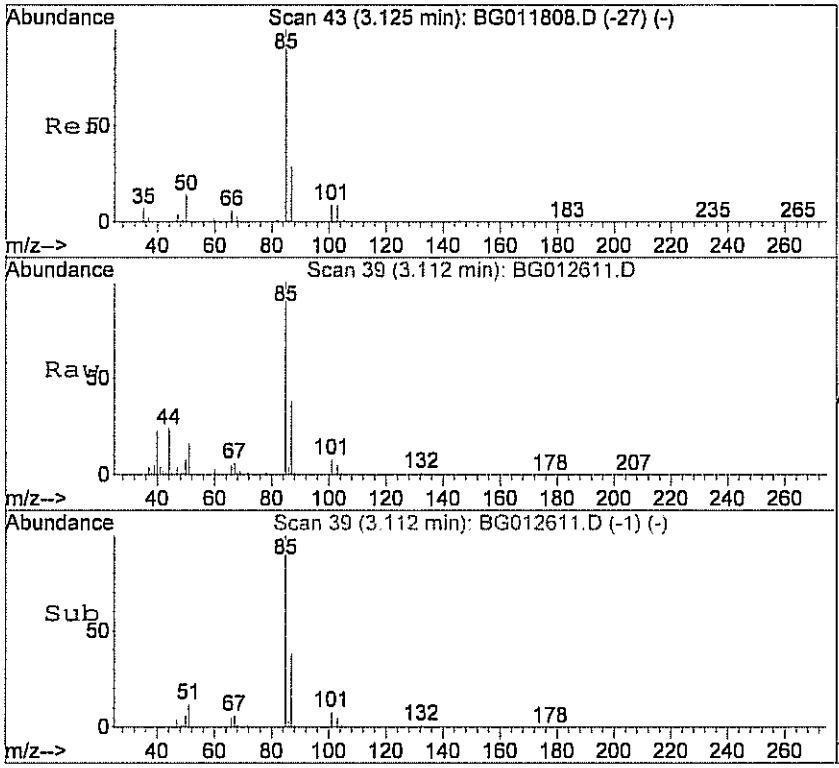

#3
Freon 12
Concen: 0.45 ppb
RT: 3.11 min Scan# 39
Delta R.T. -0.01 min
Lab File: BG012611.D
Acq: 26 Jan 2011 5:36 pm

Tgt Ion: 85 Resp: 46712

Ion	Ratio	Lower	Upper
85	100		
87	35.0	14.1	54.1

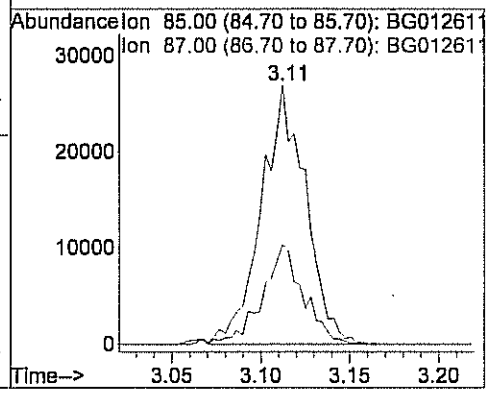

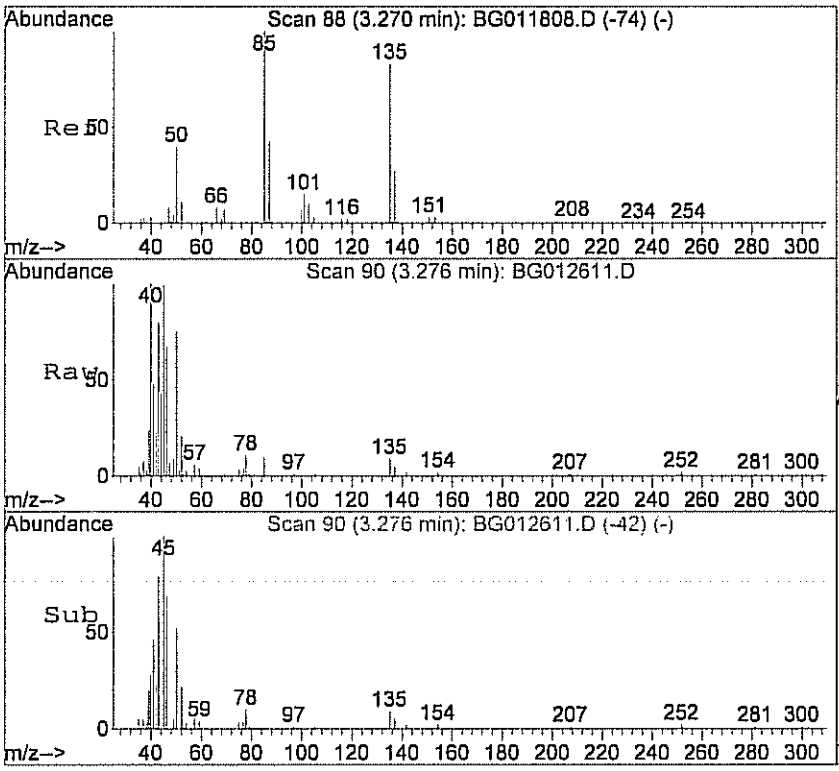

#4
Chloromethane
Concen: 0.33 ppb
RT: 3.28 min Scan# 90
Delta R.T. 0.00 min
Lab File: BG012611.D
Acq: 26 Jan 2011 5:36 pm

Tgt Ion: 50 Resp: 12488

Ion	Ratio	Lower	Upper
50	100		
52	28.6	0.0	36.8

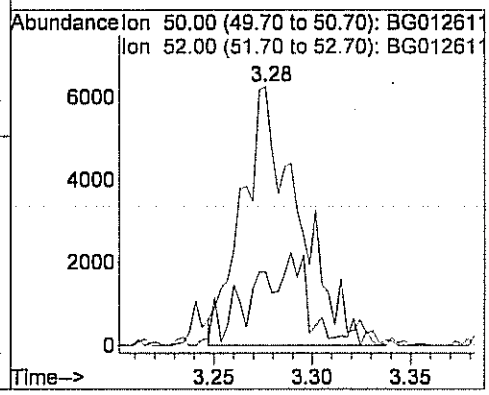

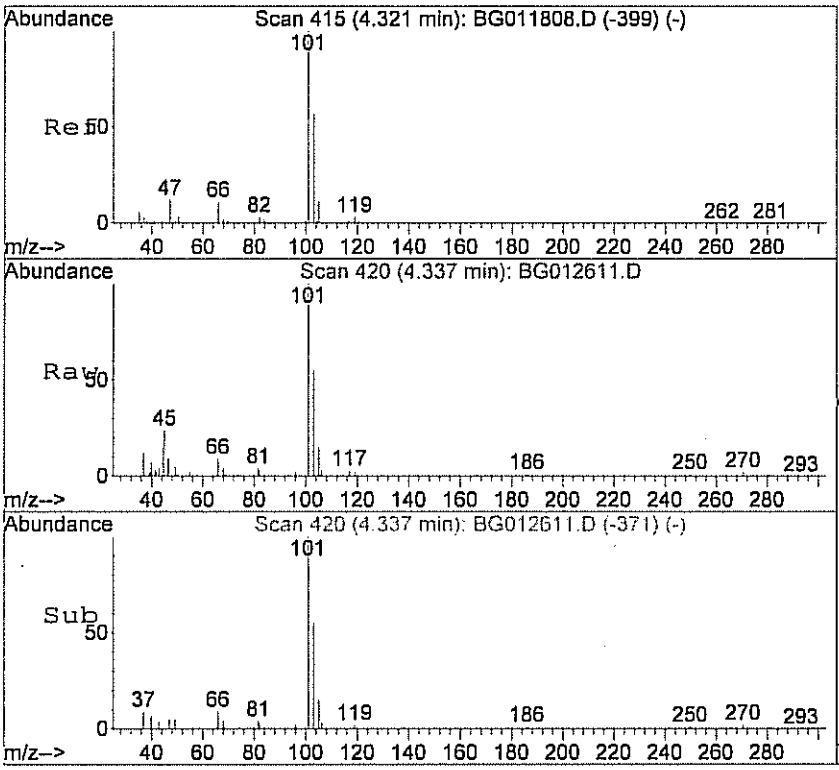

#11
Freon 11
Concen: 0.24 ppb
RT: 4.34 min Scan# 420
Delta R.T. 0.01 min
Lab File: BG012611.D
Acq: 26 Jan 2011 5:36 pm

Tgt Ion:101 Resp: 24411

Ion	Ratio	Lower	Upper
101	100		
103	64.0	49.2	89.2
105	13.0	0.0	27.9

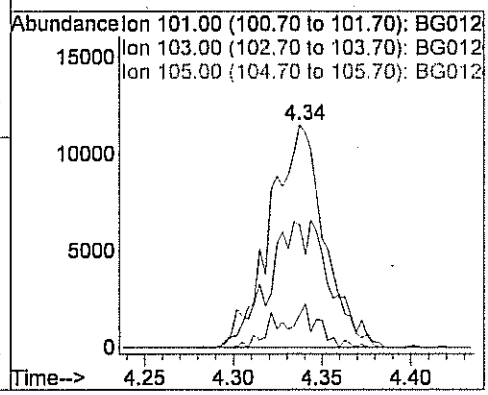

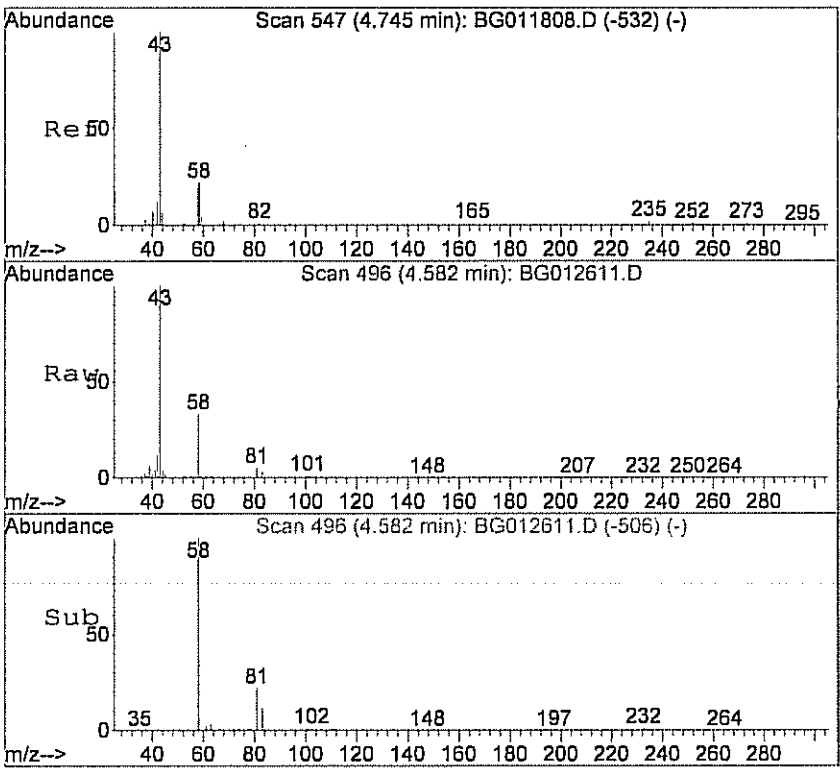

#12
Acetone
Concen: 11.64 ppb m
RT: 4.58 min Scan# 496
Delta R.T. -0.18 min
Lab File: BG012611.D
Acq: 26 Jan 2011 5:36 pm

Tgt Ion: 58 Resp: 133823

Ion	Ratio	Lower	Upper
58	100		
43	0.0	148.4	208.4#

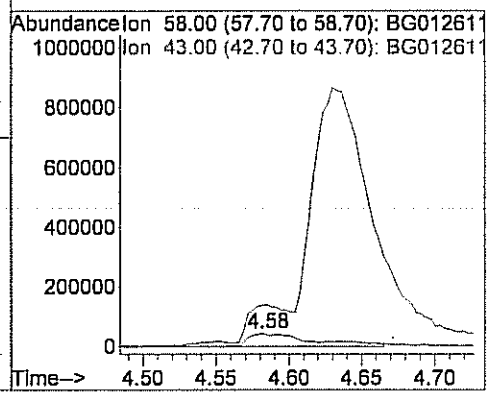

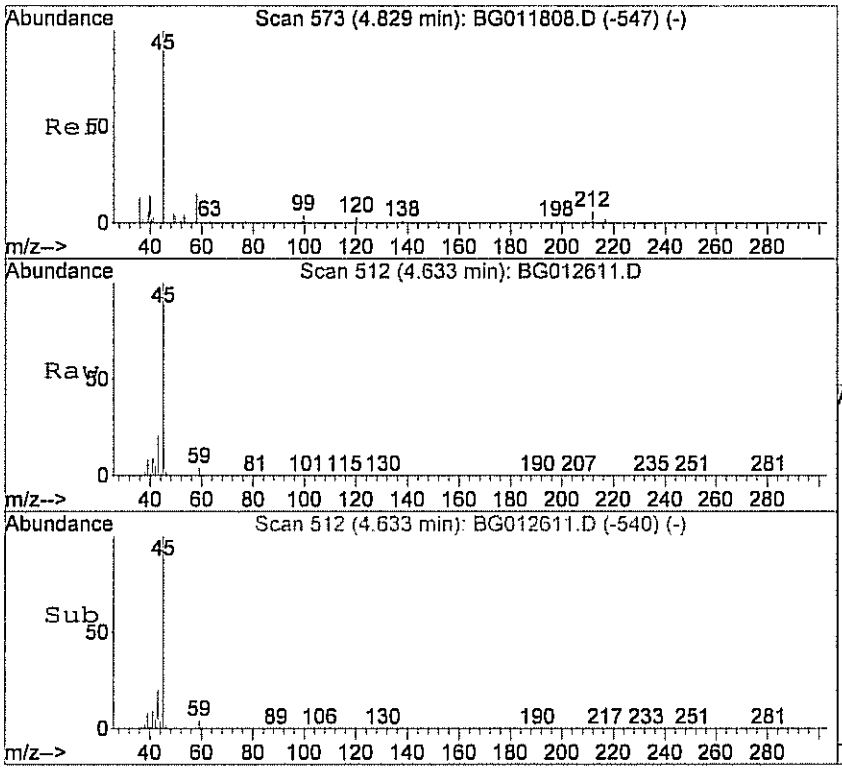

#13
Isopropyl alcohol
Concen: 592.92 ppb m
RT: 4.63 min Scan# 512
Delta R.T. -0.24 min
Lab File: BG012611.D
Acq: 26 Jan 2011 5:36 pm

Tgt Ion: 45 Resp:12383493

Ion	Ratio	Lower	Upper
45	100		
43	0.0	6.2	46.2#

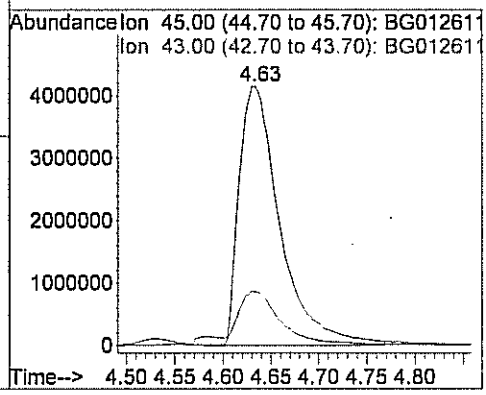

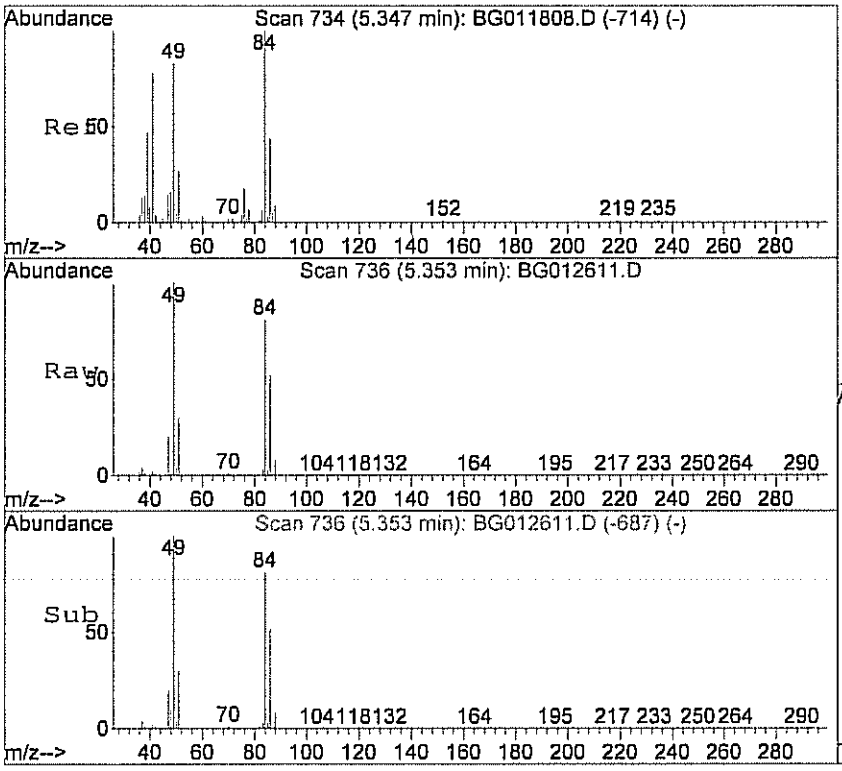

#16
Methylene chloride
Concen: 216.40 ppb
RT: 5.35 min Scan# 736
Delta R.T. 0.01 min
Lab File: BG012611.D
Acq: 26 Jan 2011 5:36 pm

Tgt Ion: 84 Resp: 5697813

Ion	Ratio	Lower	Upper
84	100		
49	123.1	82.7	122.7#
86	64.8	35.7	75.7

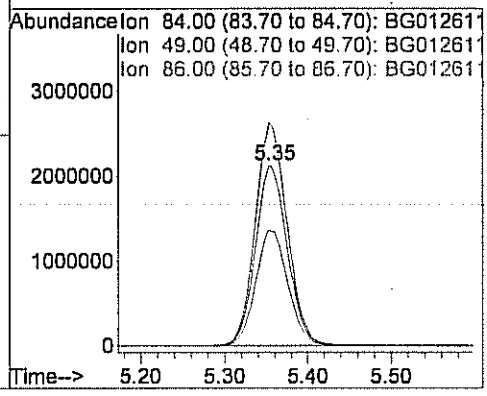

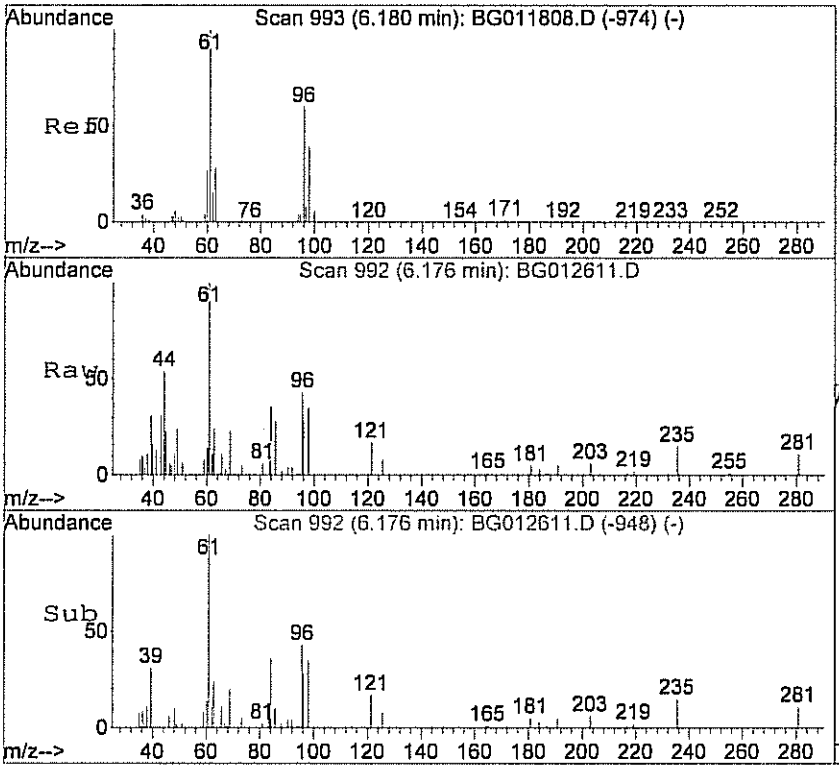

#19
trans-1,2-dichloroethene
Concen: 0.15 ppb
RT: 6.18 min Scan# 992
Delta R.T. -0.01 min
Lab File: BG012611.D
Acq: 26 Jan 2011 5:36 pm

Tgt Ion: 61 Resp: 5985

Ion	Ratio	Lower	Upper
61	100		
96	0.0	48.2	88.2#
98	13.3	25.3	65.3#

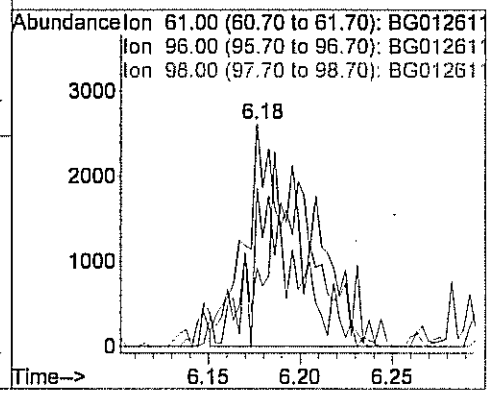

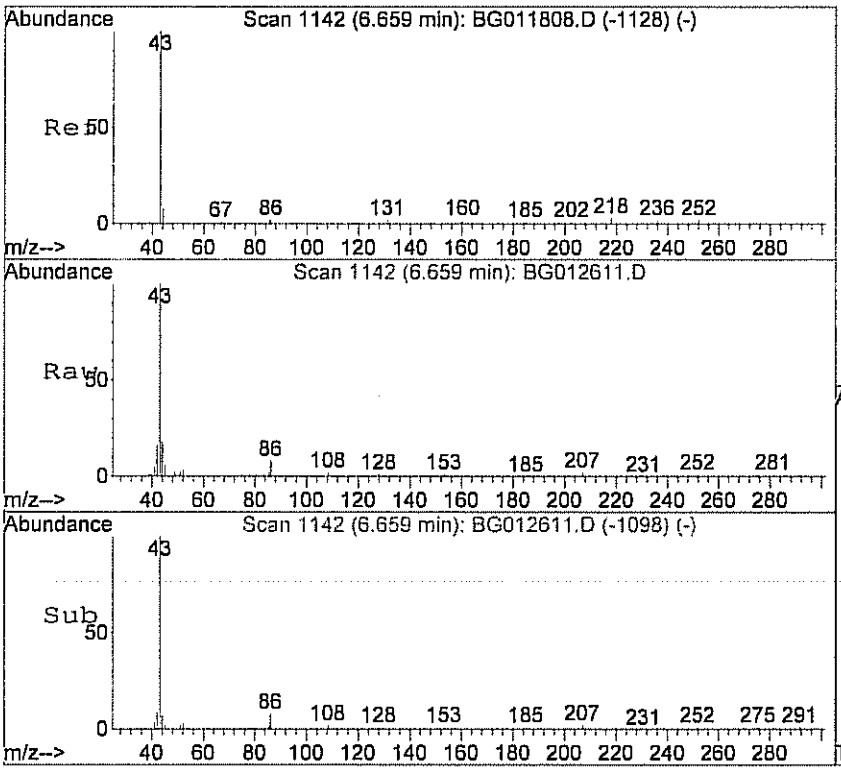

#22
Vinyl acetate
Concen: 1.60 ppb
RT: 6.66 min Scan# 1142
Delta R.T. -0.01 min
Lab File: BG012611.D
Acq: 26 Jan 2011 5:36 pm

Tgt Ion: 43 Resp: 51327

Ion	Ratio	Lower	Upper
43	100		
86	11.1	0.0	26.0

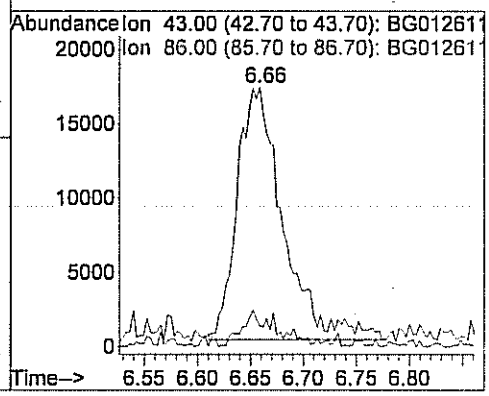

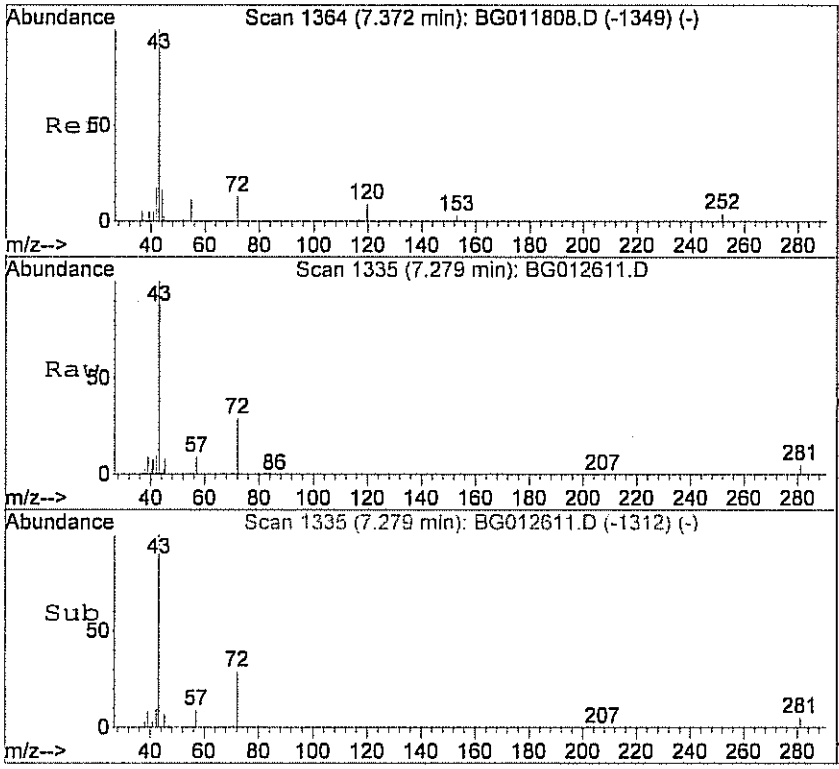

#23
Methyl Ethyl Ketone
Concen: 2.29 ppb m
RT: 7.28 min Scan# 1335
Delta R.T. -0.08 min
Lab File: BG012611.D
Acq: 26 Jan 2011 5:36 pm

Tgt Ion: 43 Resp: 40971

Ion	Ratio	Lower	Upper
43	100		
57	0.3	0.0	20.0
72	0.6	0.0	20.0

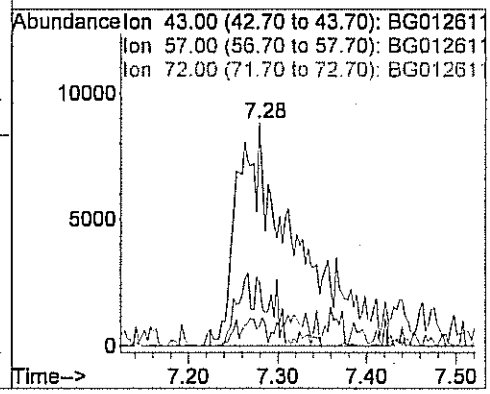

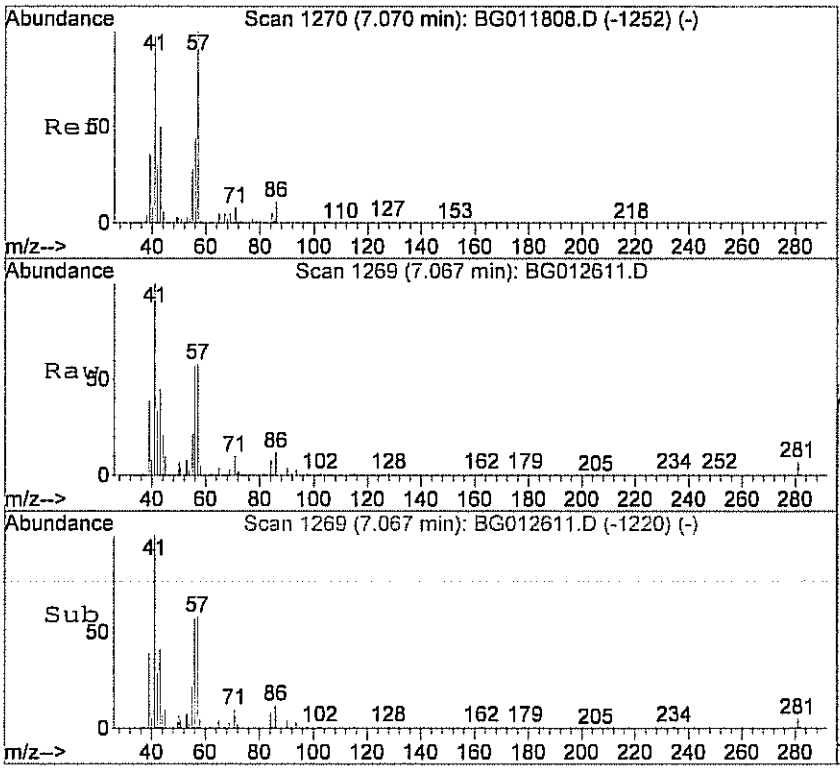

#25
Hexane
Concen: 0.61 ppb
RT: 7.07 min Scan# 1269
Delta R.T. 0.01 min
Lab File: BG012611.D
Acq: 26 Jan 2011 5:36 pm

Tgt Ion: 41 Resp: 19013

Ion	Ratio	Lower	Upper
41	100		
57	106.8	67.3	107.3
43	69.1	22.9	62.9#

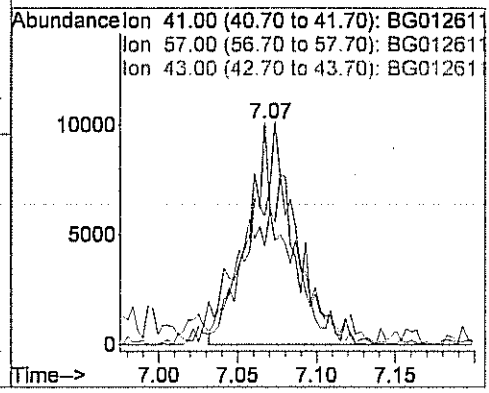

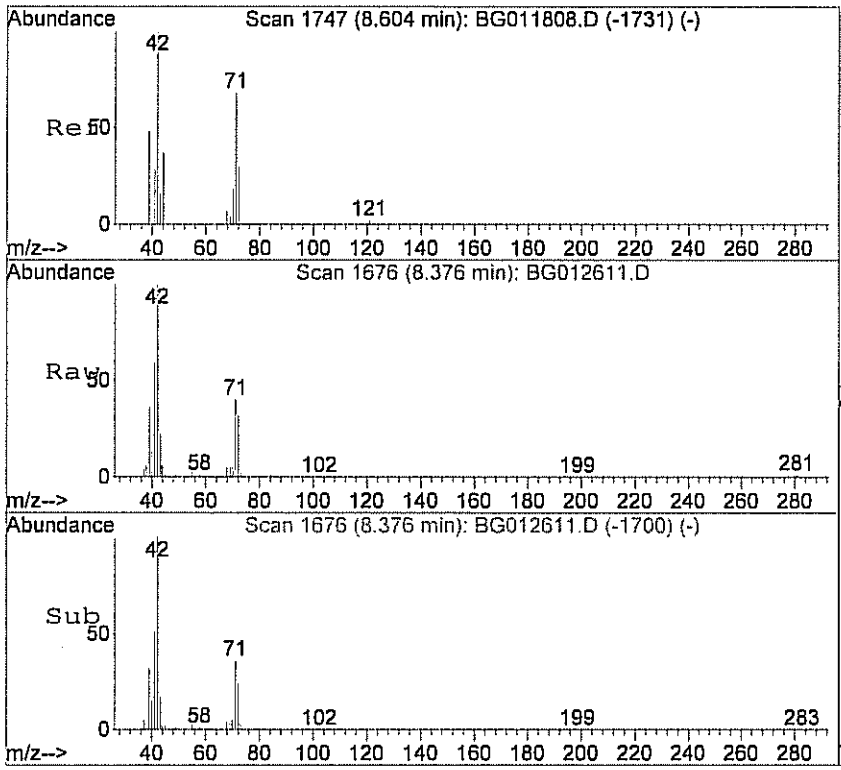

#28
Tetrahydrofuran
Concen: 20.27 ppb m
RT: 8.38 min Scan# 1676
Delta R.T. -0.23 min
Lab File: BG012611.D
Acq: 26 Jan 2011 5:36 pm

Tgt Ion: 42 Resp: 135943

Ion	Ratio	Lower	Upper
42	100		
71	0.0	9.8	49.8#
72	0.4	0.0	30.6

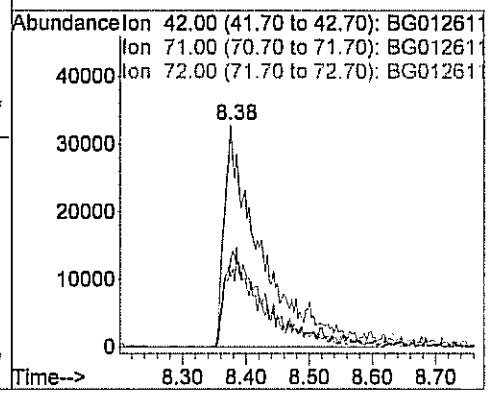

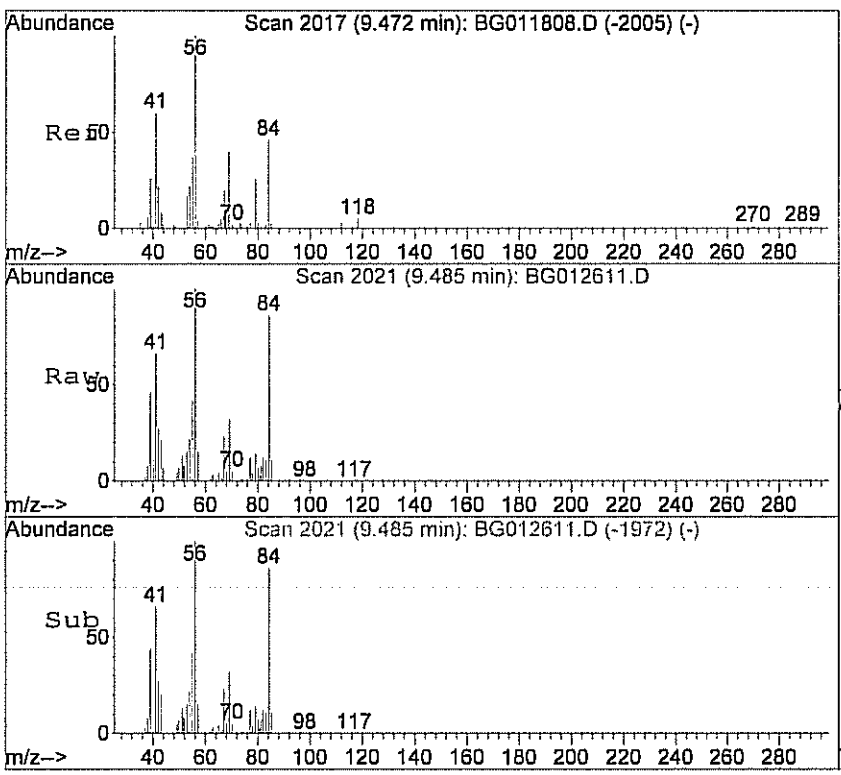

#32
Cyclohexane
Concen: 1.79 ppb
RT: 9.48 min Scan# 2021
Delta R.T. 0.01 min
Lab File: BG012611.D
Acq: 26 Jan 2011 5:36 pm

Tgt Ion: 56 Resp: 49409

Ion	Ratio	Lower	Upper
56	100		
41	72.5	40.6	80.6
84	75.9	31.3	71.3#

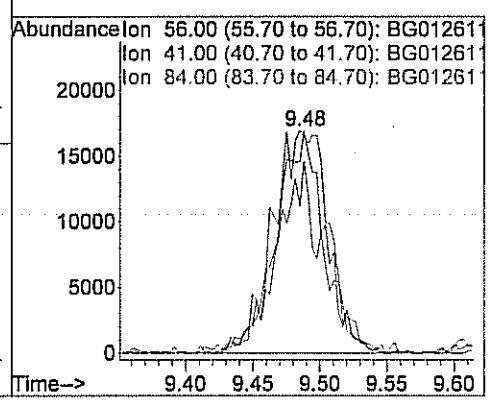

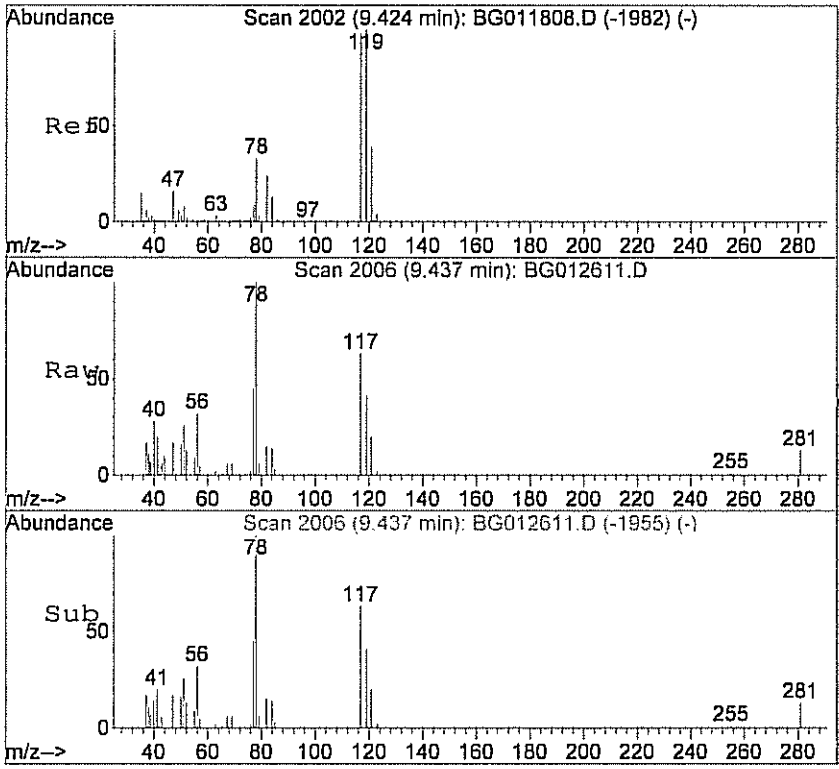

#33
Carbon tetrachloride
Concen: 0.04 ppb m
RT: 9.44 min Scan# 2006
Delta R.T. 0.01 min
Lab File: BG012611.D
Acq: 26 Jan 2011 5:36 pm

Tgt Ion:117 Resp: 5070

Ion	Ratio	Lower	Upper
117	100		
119	89.0	64.1	104.1

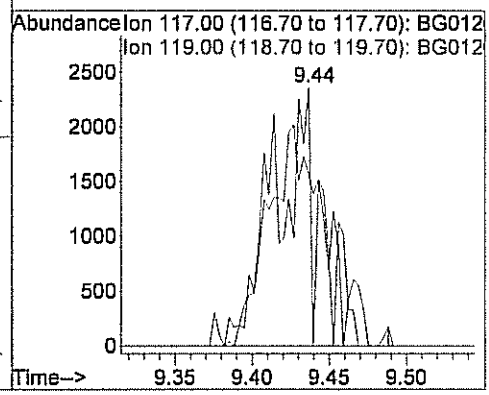

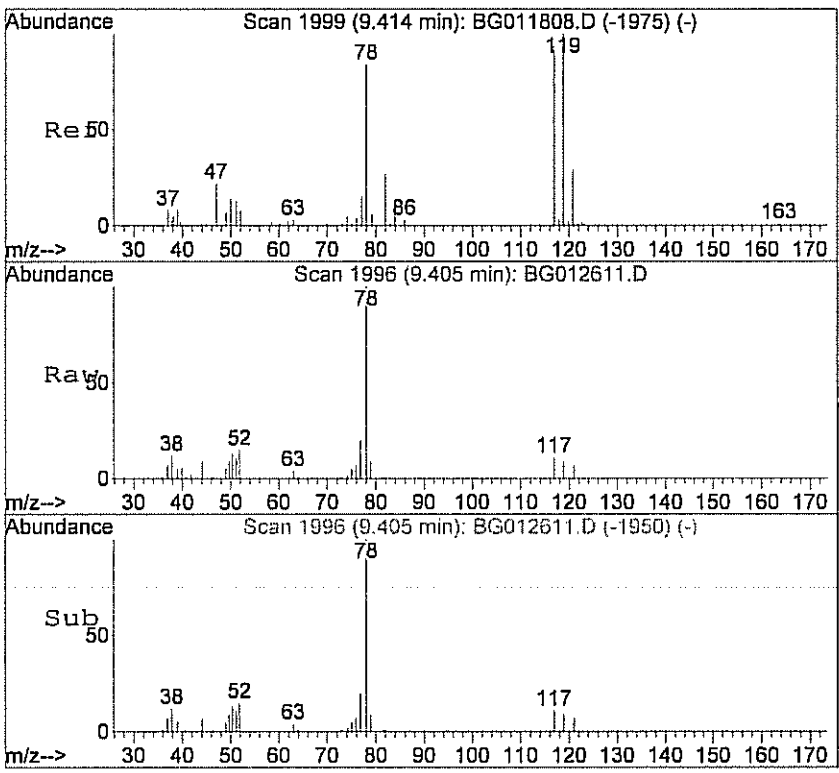

#34
Benzene
Concen: 0.33 ppb
RT: 9.40 min Scan# 1996
Delta R.T. -0.00 min
Lab File: BG012611.D
Acq: 26 Jan 2011 5:36 pm

Tgt Ion: 78 Resp: 25700

Ion	Ratio	Lower	Upper
78	100		
77	16.9	2.4	42.4
51	11.8	0.0	38.9

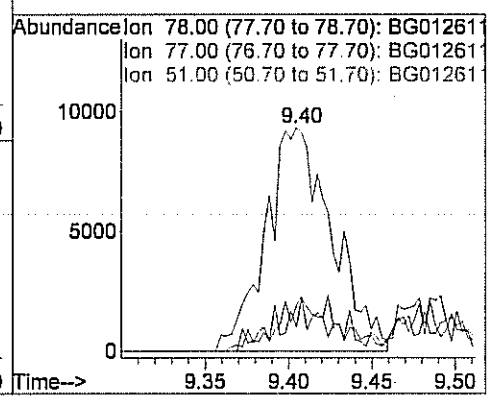

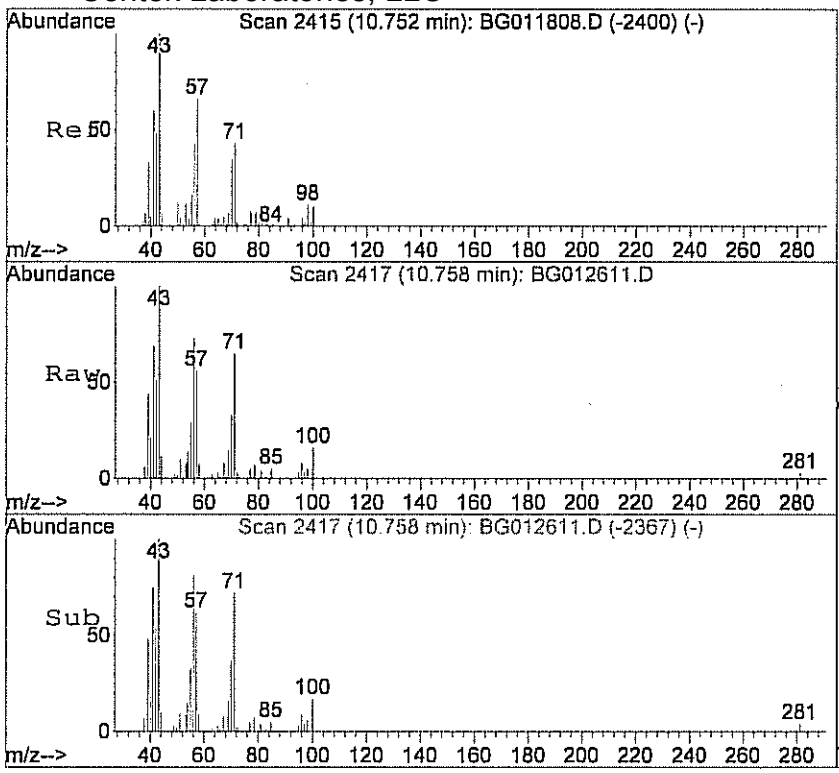

#37
Heptane
Concen: 0.54 ppb m
RT: 10.76 min Scan# 2417
Delta R.T. 0.01 min
Lab File: BG012611.D
Acq: 26 Jan 2011 5:36 pm

Tgt Ion: 43 Resp: 15702

Ion	Ratio	Lower	Upper
43	100		
57	56.6	40.1	80.1
71	56.2	41.4	81.4

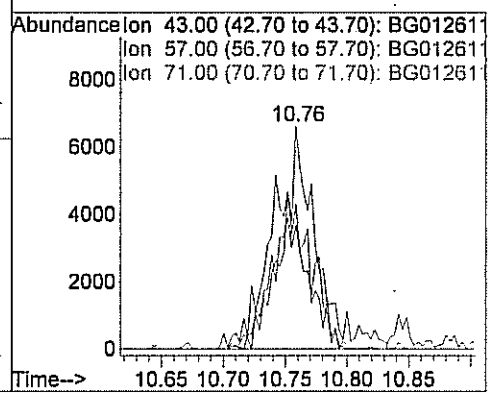

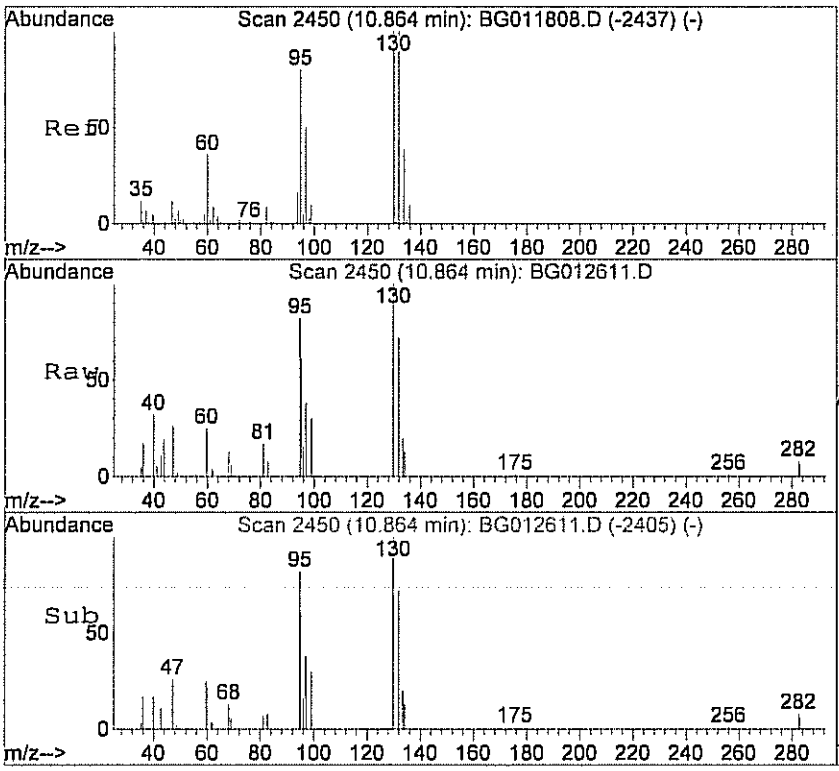

#38
Trichloroethene
Concen: 0.10 ppb m
RT: 10.86 min Scan# 2450
Delta R.T. -0.01 min
Lab File: BG012611.D
Acq: 26 Jan 2011 5:36 pm

Tgt Ion:130 Resp: 4526

Ion	Ratio	Lower	Upper
130	100		
132	96.8	63.9	103.9
95	77.4	53.8	93.8

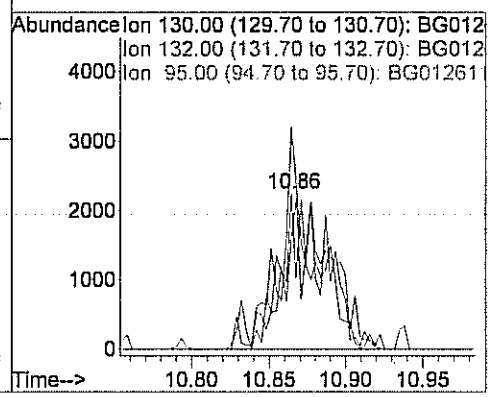

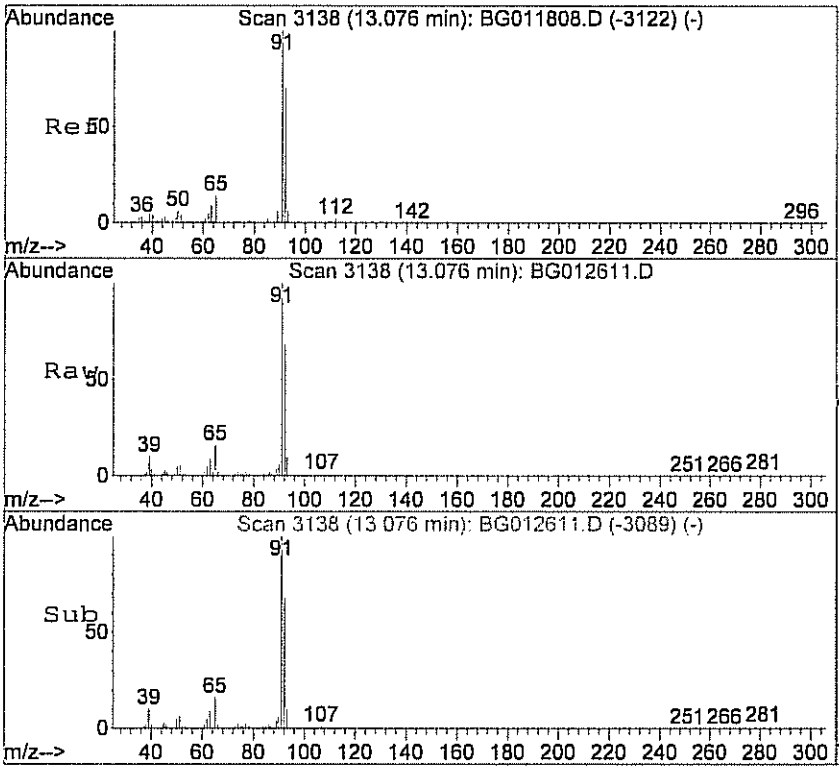

#45
Toluene
Concen: 1.67 ppb
RT: 13.08 min Scan# 3138
Delta R.T. 0.01 min
Lab File: BG012611.D
Acq: 26 Jan 2011 5:36 pm

Tgt Ion: 92 Resp: 58641

Ion	Ratio	Lower	Upper
92	100		
91	168.2	121.5	161.5#

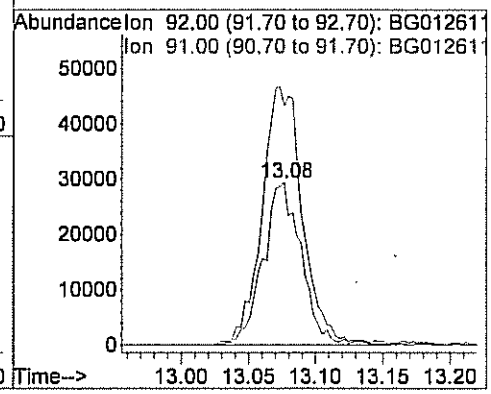

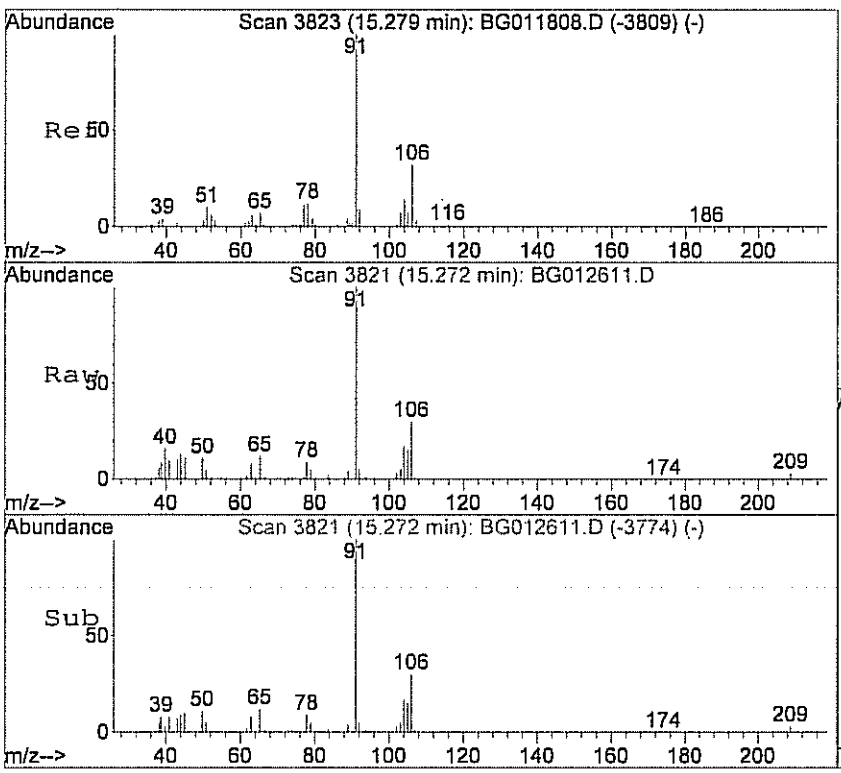

#52
Ethylbenzene
Concen: 0.15 ppb
RT: 15.27 min Scan# 3821
Delta R.T. -0.00 min
Lab File: BG012611.D
Acq: 26 Jan 2011 5:36 pm

Tgt Ion: 91 Resp: 8389

Ion	Ratio	Lower	Upper
91	100		
106	37.2	21.0	61.0

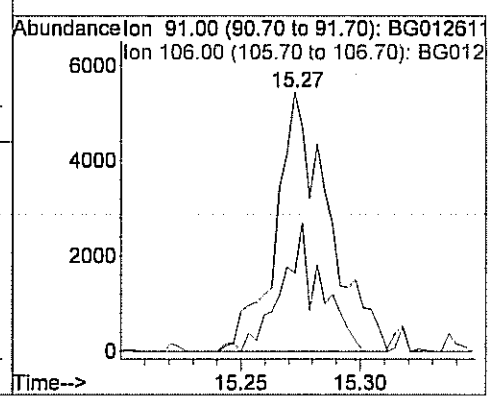

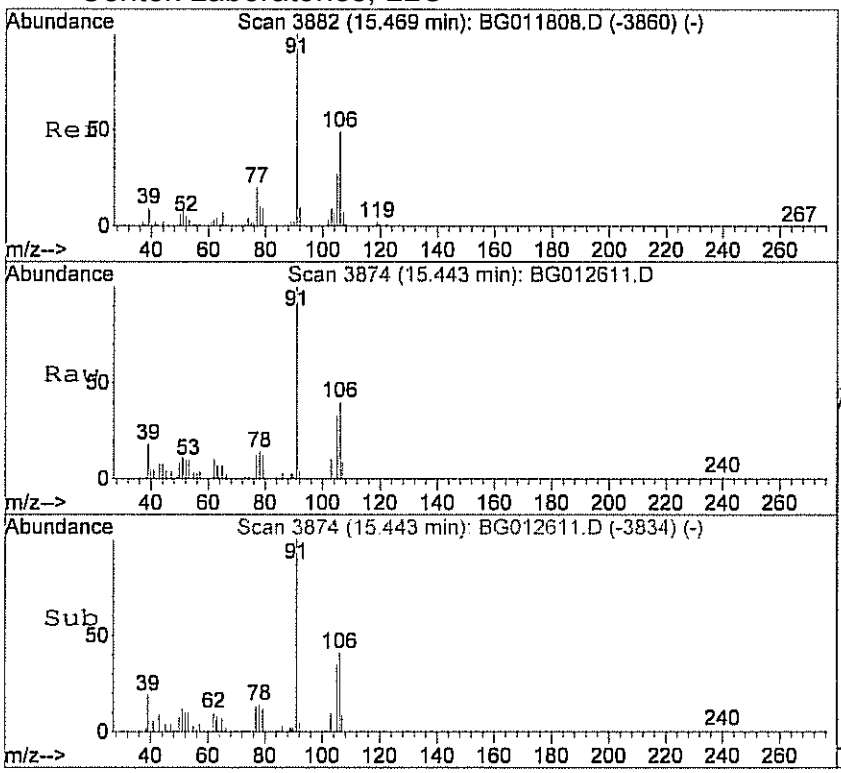

#53
m&p-xylene
Concen: 0.35 ppb m
RT: 15.44 min Scan# 3874
Delta R.T. -0.02 min
Lab File: BG012611.D
Acq: 26 Jan 2011 5:36 pm

Tgt Ion: 91 Resp: 17870

Ion	Ratio	Lower	Upper
91	100		
106	0.0	34.5	74.5#

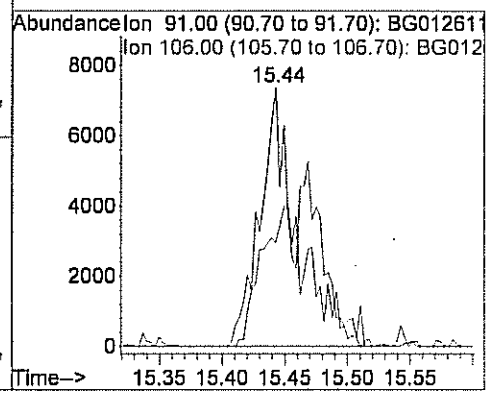

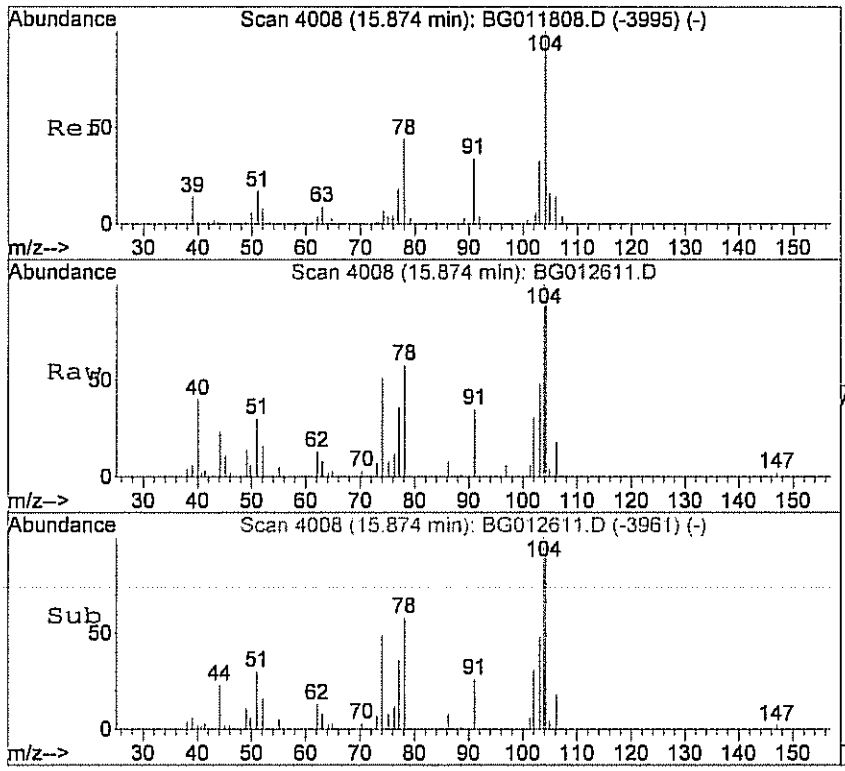

#54
Styrene
Concen: 0.20 ppb
RT: 15.87 min Scan# 4008
Delta R.T. -0.00 min
Lab File: BG012611.D
Acq: 26 Jan 2011 5:36 pm

Tgt Ion:104 Resp: 6339

Ion	Ratio	Lower	Upper
104	100		
78	53.6	13.1	53.1#

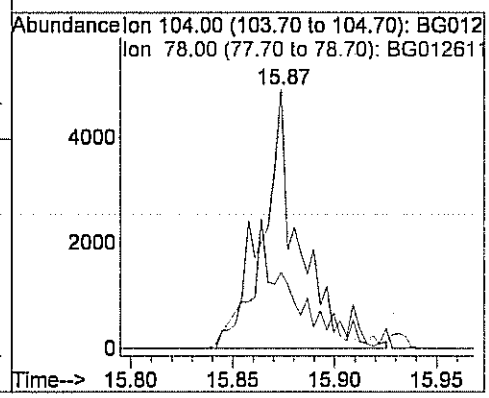

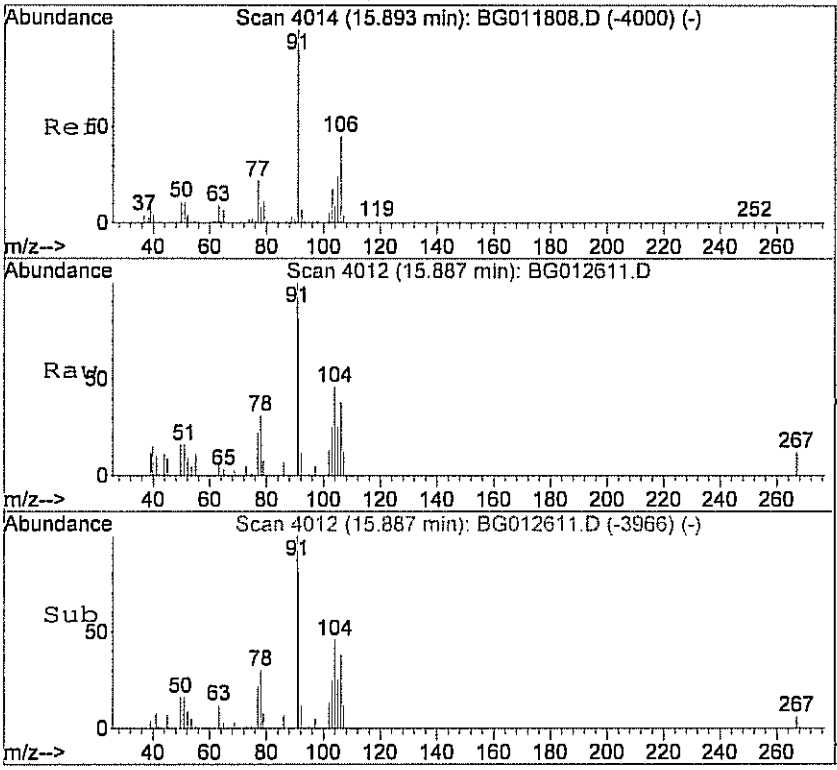

#56
o-xylene
Concen: 0.14 ppb
RT: 15.89 min Scan# 4012
Delta R.T. -0.00 min
Lab File: BG012611.D
Acq: 26 Jan 2011 5:36 pm

Tgt Ion: 91 Resp: 7529

Ion	Ratio	Lower	Upper
91	100		
106	50.0	30.8	70.8

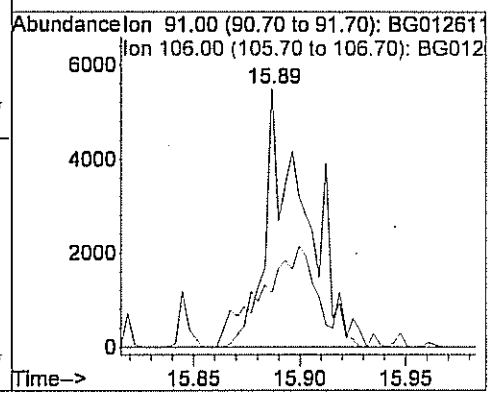

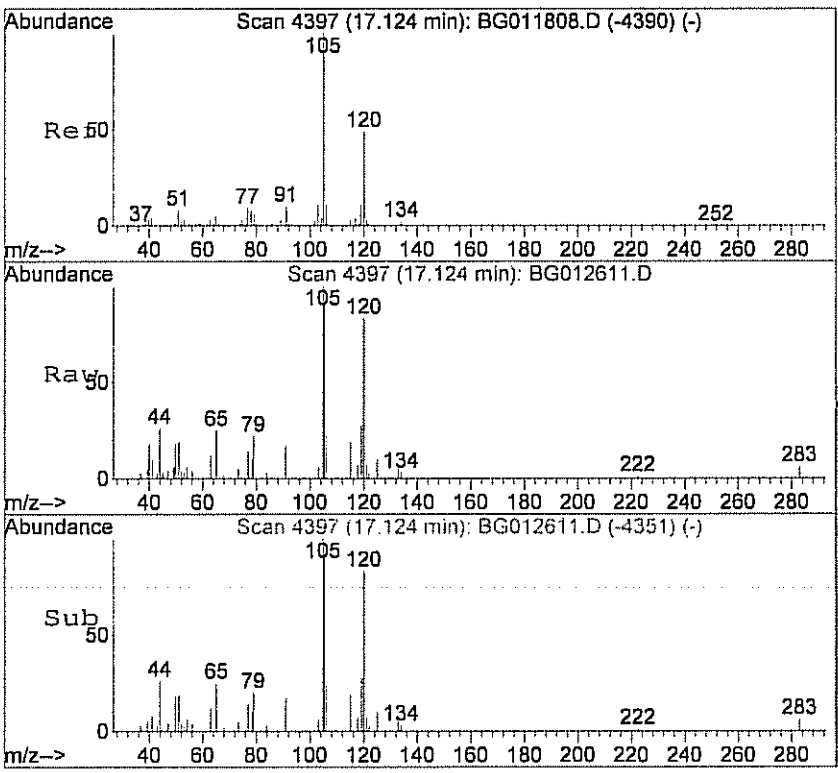

#60
1,3,5-trimethylbenzene
Concen: 0.10 ppb
RT: 17.12 min Scan# 4397
Delta R.T. -0.00 min
Lab File: BG012611.D
Acq: 26 Jan 2011 5:36 pm

Tgt Ion:105 Resp: 5170

Ion	Ratio	Lower	Upper
105	100		
120	60.8	27.9	67.9

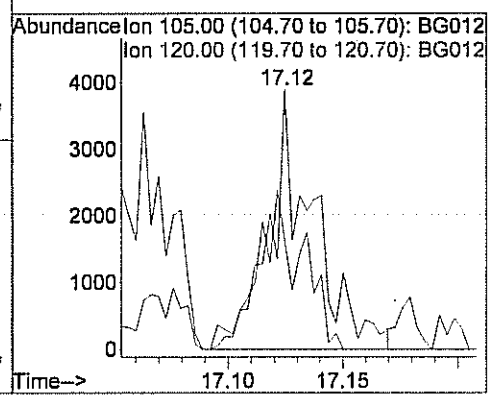

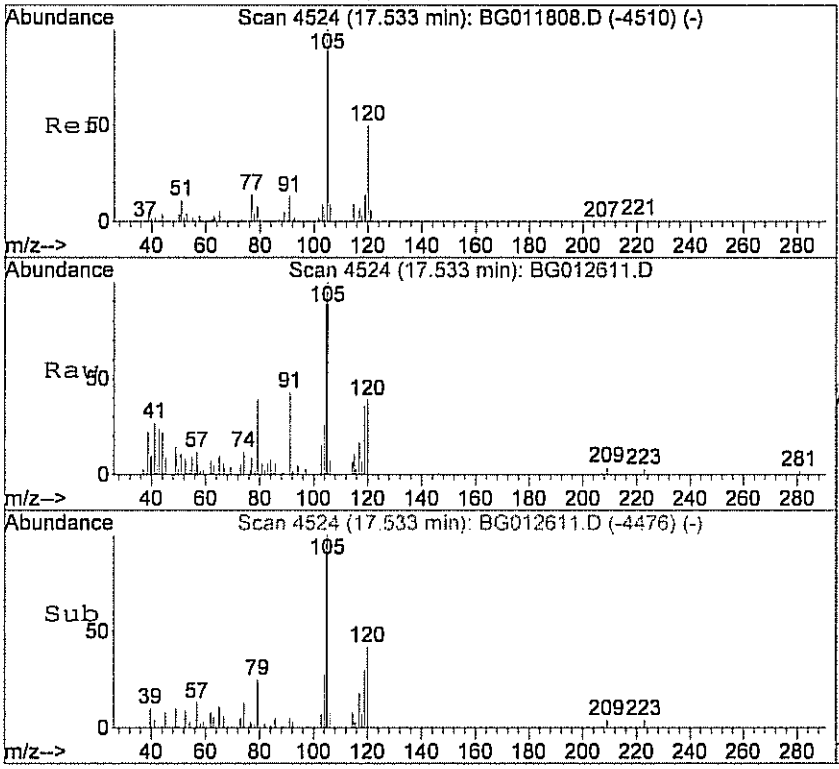

#61
1,2,4-trimethylbenzene
Concen: 0.29 ppb
RT: 17.53 min Scan# 4524
Delta R.T. 0.00 min
Lab File: BG012611.D
Acq: 26 Jan 2011 5:36 pm

Tgt Ion:105 Resp: 9440

Ion	Ratio	Lower	Upper
105	100		
120	56.1	52.0	92.0

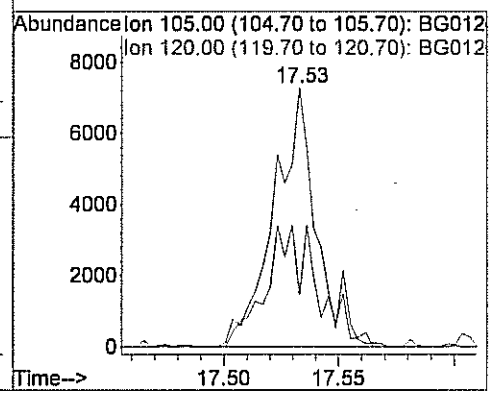

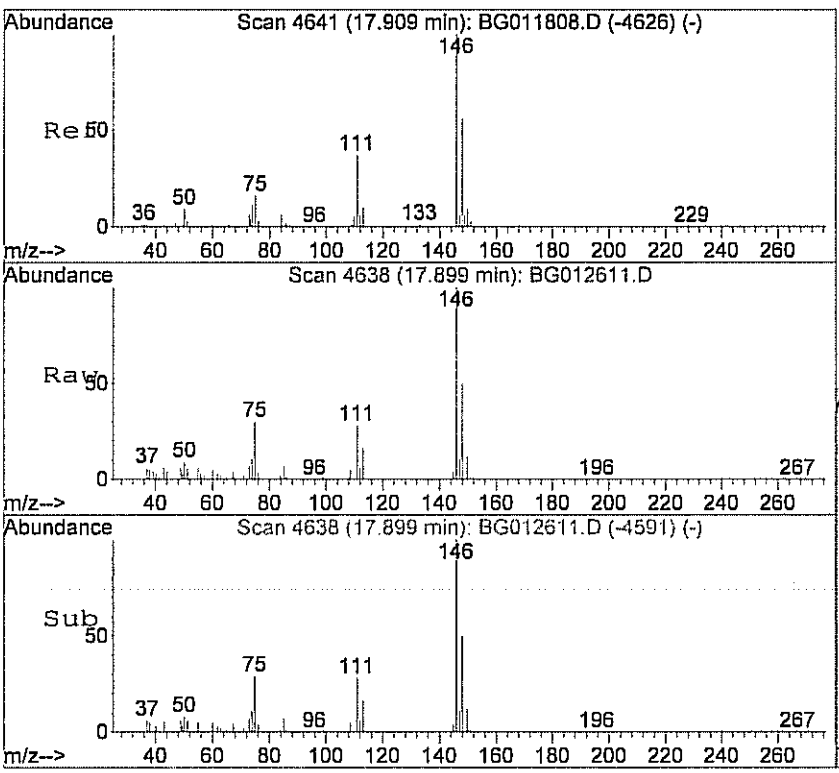

#64
1,4-dichlorobenzene
Concen: 0.58 ppb
RT: 17.90 min Scan# 4638
Delta R.T. -0.00 min
Lab File: BG012611.D
Acq: 26 Jan 2011 5:36 pm

Tgt Ion:146 Resp: 22495

Ion	Ratio	Lower	Upper
146	100		
148	63.7	35.1	75.1
111	34.1	12.4	52.4

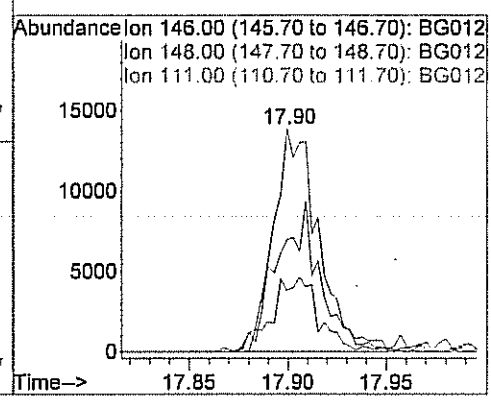

Quantitation Report (QT Reviewed)

Data File : C:\MSDCHEM\1\DATA\BG012724.D Vial: 14
Acq On : 28 Jan 2011 1:55 am Operator: LL
Sample : C1101035-005A 8X Inst : MSD #2
Misc : 1ugm3 & 0.25TCE,CT,VNCL Sample Multiplr: 1.00
MS Integration Params: RTEINT.P
Quant Time: Jan 28 02:16:20 2011 Quant Results File: B118_1UG.RES

Quant Method : C:\MSDCHEM\1\METHODS\B118_1UG.M (RTE Integrator)
Title : TO-15 VOA Standards for 5 point calibration
Last Update : Wed Jan 26 14:01:48 2011
Response via : Initial Calibration
DataAcq Meth : B118_1UG

Internal Standards	R.T.	QIon	Response	Conc	Units	Dev(Min)
1) Bromochloromethane	7.88	128	16365	1.00	ppb	0.02
30) 1,4-difluorobenzene	10.19	114	31283	1.00	ppb	0.00
44) Chlorobenzene-d5	14.97	117	34555	1.00	ppb	0.00
System Monitoring Compounds						
57) Bromofluorobenzene	16.51	95	17912	0.97	ppb	0.00
Spiked Amount 1.000	Range 70 - 130		Recovery = 97.00%			
Target Compounds						Qvalue
12) Acetone	4.63	58	13266m	1.21	ppb	
13) Isopropyl alcohol	4.64	45	974747m	48.89	ppb	
16) Methylene chloride	5.35	84	533300	21.22	ppb	84
28) Tetrahydrofuran	8.60	42	8188m	1.28	ppb	
32) Cyclohexane	9.48	56	3042m	0.19	ppb	

T.L.

(#) = qualifier out of range (m) = manual integration (+) = signals summed

Quantitation Report (QT Reviewed)

Data File : C:\MSDCHEM\1\DATA\BG012724.D Vial: 14
Acq On : 28 Jan 2011 1:55 am Operator: LL
Sample : C1101035-005A 8X Inst : MSD #2
Misc : 1ugm3 & 0.25TCE,CT,VNCL Sample Multiplr: 1.00
MS Integration Params: RTEINT.P
Quant Time: Jan 31 15:37 2011 Quant Results File: B118_1UG.RES

Method : C:\MSDCHEM\1\METHODS\B118_1UG.M (RTE Integrator)
Title : TO-15 VOA Standards for 5 point calibration
Last Update : Tue Feb 01 16:05:43 2011
Response via : Initial Calibration

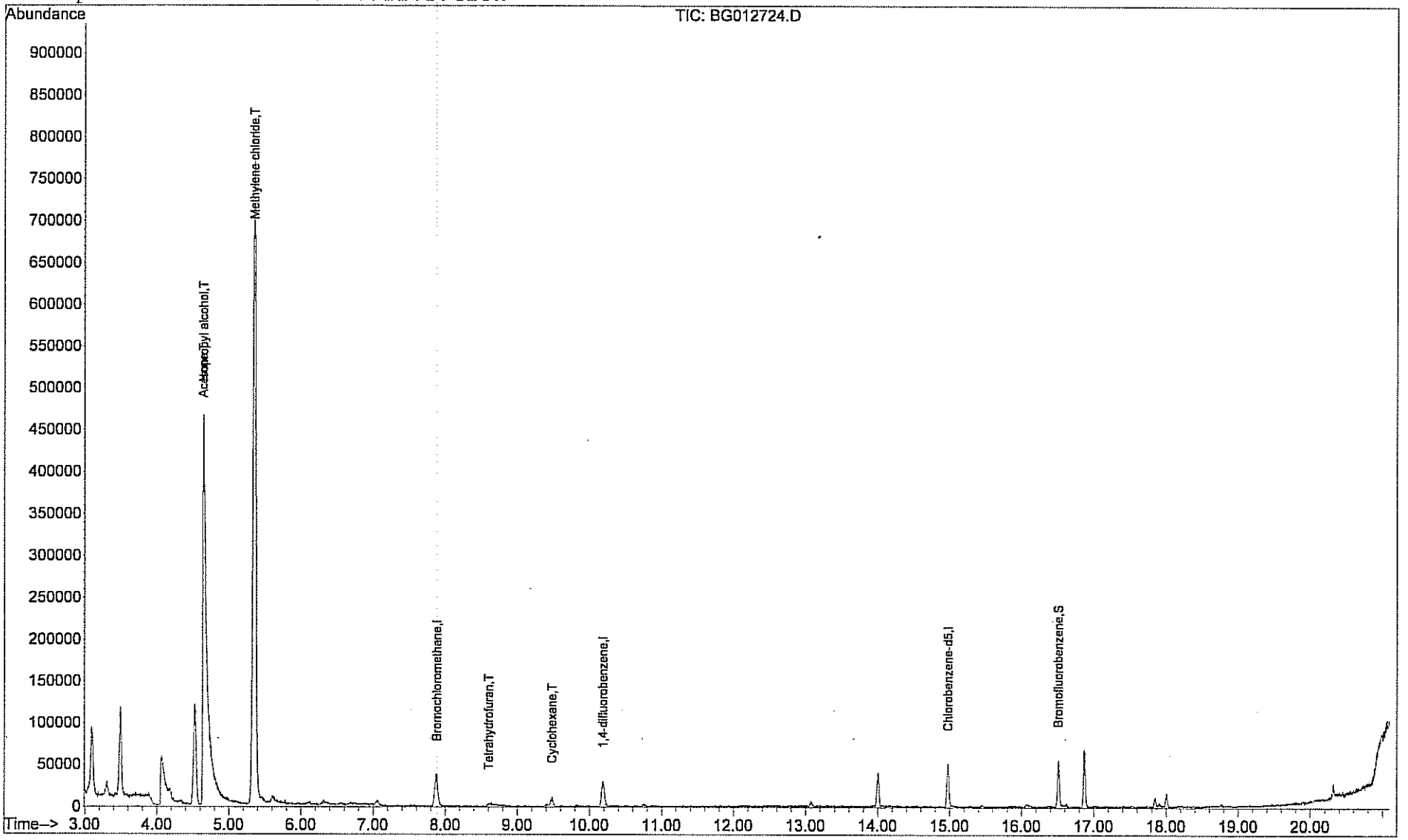

Centek Laboratories, LLC

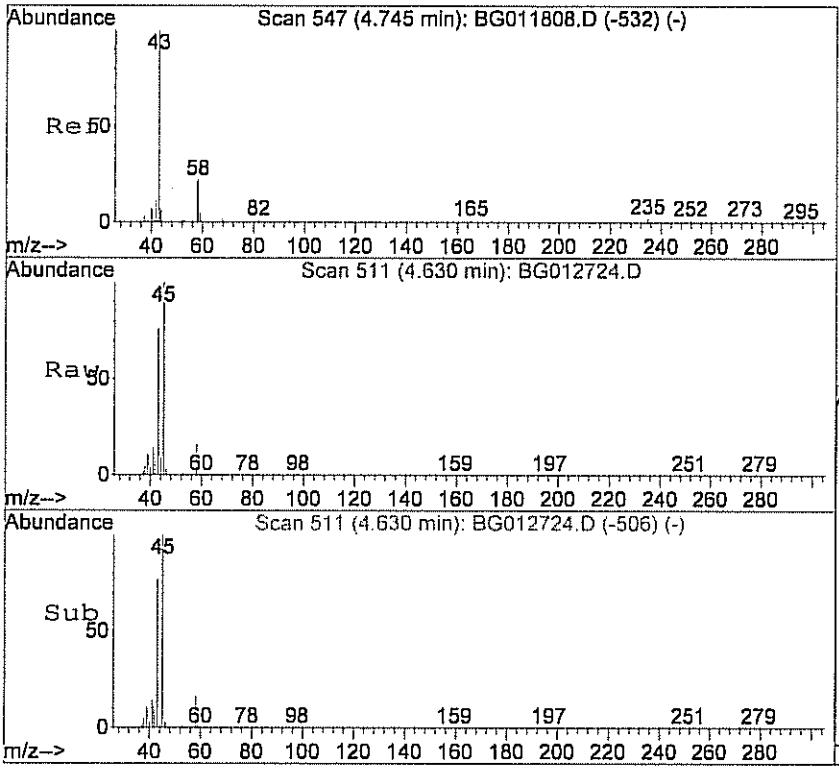

#12
Acetone
Concen: 1.21 ppb m
RT: 4.63 min Scan# 511
Delta R.T. -0.14 min
Lab File: BG012724.D
Acq: 28 Jan 2011 1:55 am

Tgt Ion: 58 Resp: 13266

Ion	Ratio	Lower	Upper
58	100		
43	0.0	148.4	208.4#

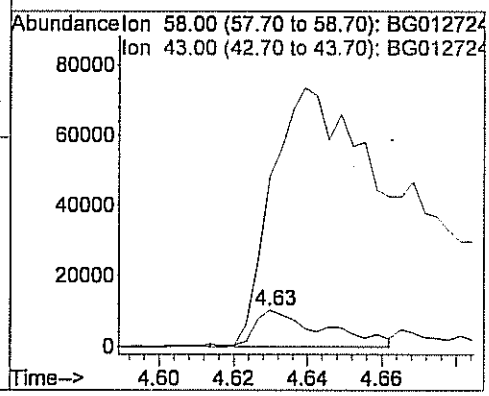

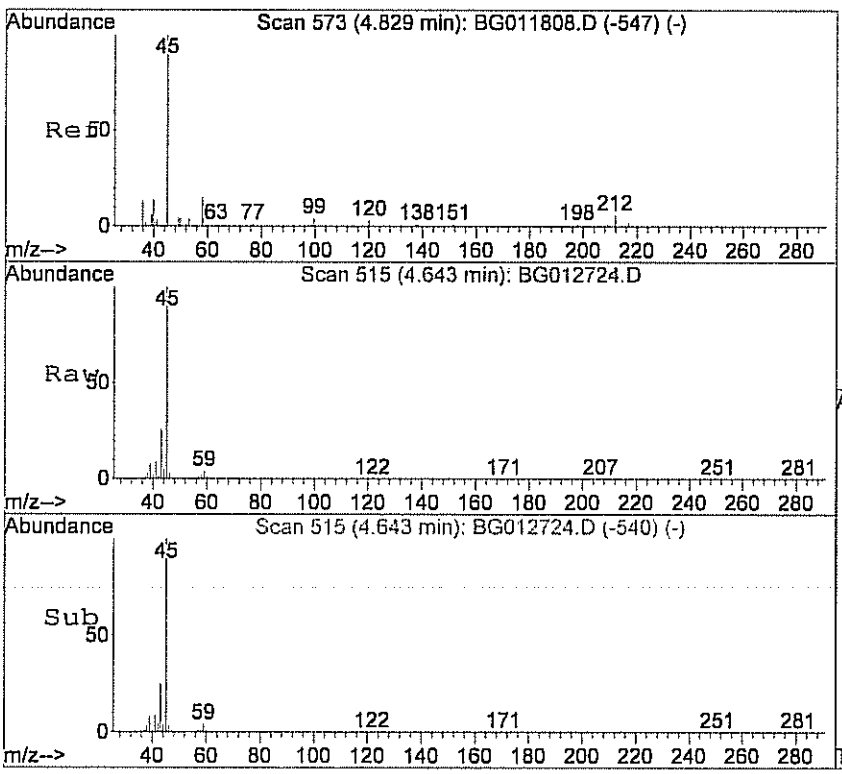

#13
Isopropyl alcohol
Concen: 48.89 ppb m
RT: 4.64 min Scan# 515
Delta R.T. -0.23 min
Lab File: BG012724.D
Acq: 28 Jan 2011 1:55 am

Tgt Ion: 45 Resp: 974747

Ion	Ratio	Lower	Upper
45	100		
43	0.2	6.2	46.2#

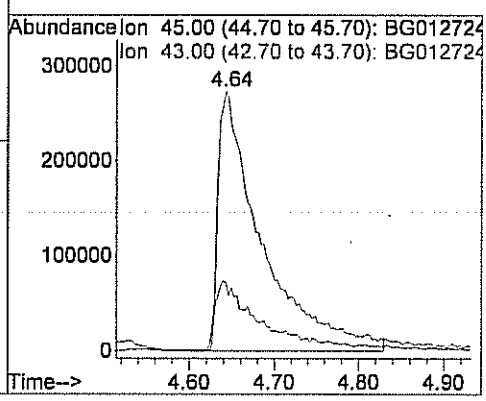

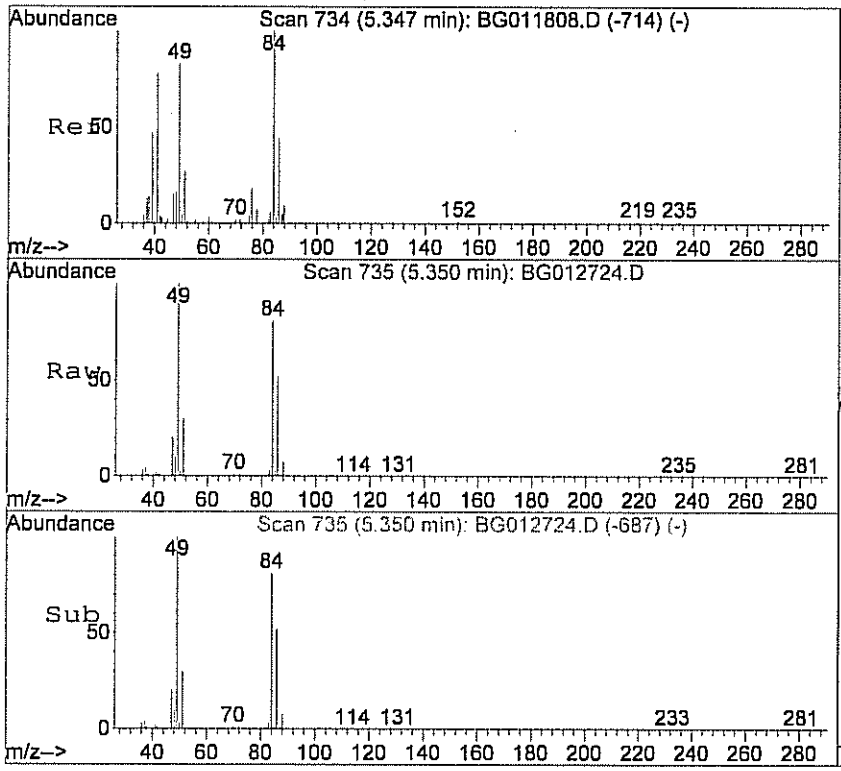

#16
Methylene chloride
Concen: 21.22 ppb
RT: 5.35 min Scan# 735
Delta R.T. 0.00 min
Lab File: BG012724.D
Acq: 28 Jan 2011 1:55 am

Tgt Ion: 84 Resp: 533300

Ion	Ratio	Lower	Upper
84	100		
49	122.7	82.7	122.7
86	63.1	35.7	75.7

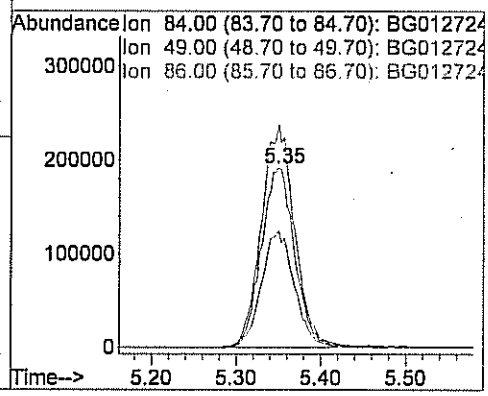

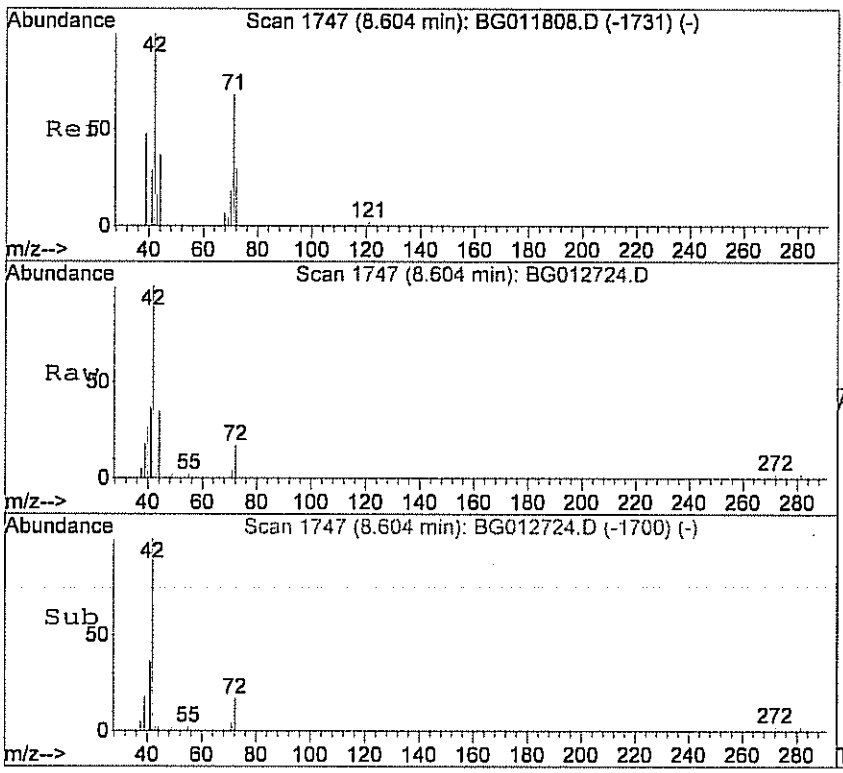

#28
Tetrahydrofuran
Concen: 1.28 ppb m
RT: 8.60 min Scan# 1747
Delta R.T. -0.00 min
Lab File: BG012724.D
Acq: 28 Jan 2011 1:55 am

Tgt Ion: 42 Resp: 8188

Ion	Ratio	Lower	Upper
42	100		
71	3.1	9.8	49.8#
72	4.9	0.0	30.6

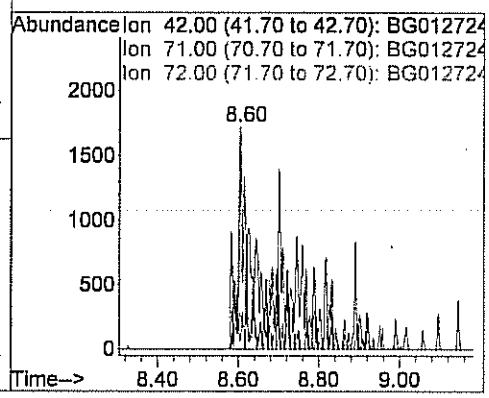

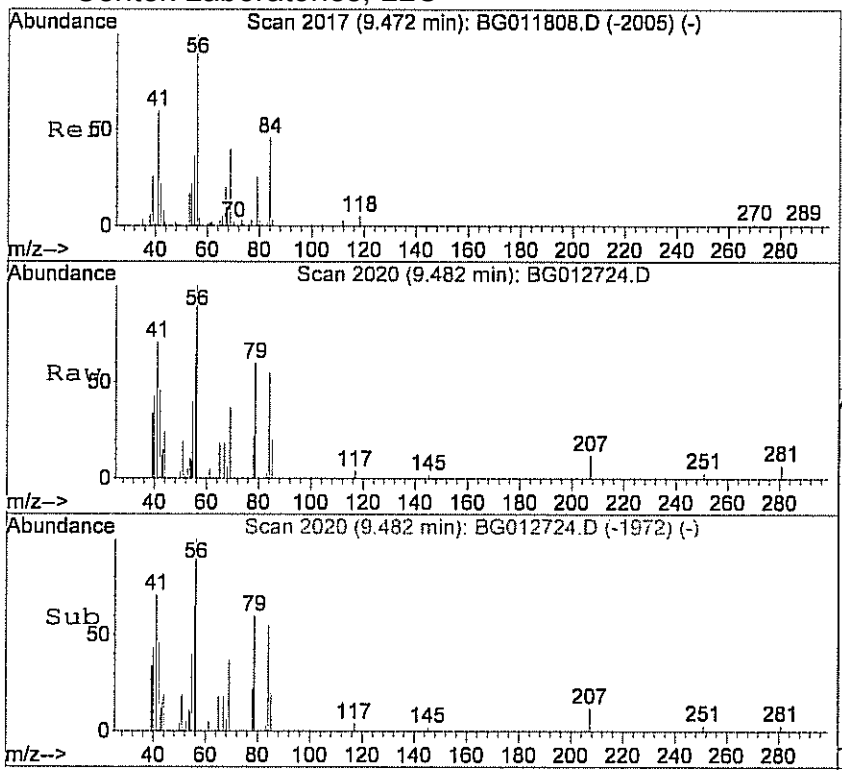

#32
Cyclohexane
Concen: 0.19 ppb m
RT: 9.48 min Scan# 2020
Delta R.T. 0.00 min
Lab File: BG012724.D
Acq: 28 Jan 2011 1:55 am

Tgt Ion: 56 Resp: 3042

Ion	Ratio	Lower	Upper
56	100		
41	0.0	40.6	80.6#
84	30.4	31.3	71.3#

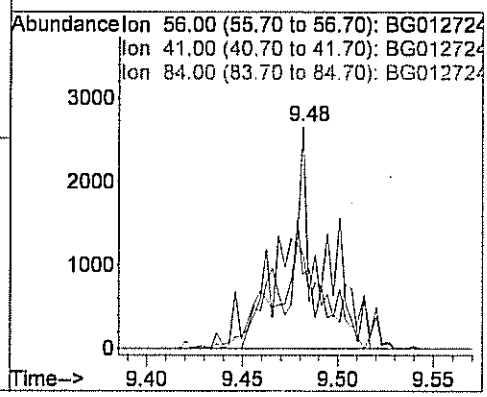

Quantitation Report (QT Reviewed)

Data File : C:\MSDCHEM\1\DATA\BG012723.D Vial: 14
Acq On : 28 Jan 2011 1:21 am Operator: LL
Sample : C1101035-005A 320X Inst : MSD #2
Misc : 1ugm3 & 0.25TCE,CT,VNCL Sample Multiplr: 1.00
MS Integration Params: RTEINT.P
Quant Time: Jan 28 01:42:20 2011 Quant Results File: B118_1UG.RES

Quant Method : C:\MSDCHEM\1\METHODS\B118_1UG.M (RTE Integrator)
Title : TO-15 VOA Standards for 5 point calibration
Last Update : Wed Jan 26 14:01:48 2011
Response via : Initial Calibration
DataAcq Meth : B118_1UG

Internal Standards	R.T.	QIon	Response	Conc	Units	Dev(Min)
1) Bromochloromethane	7.88	128	15268	1.00	ppb	0.00
30) 1,4-difluorobenzene	10.19	114	32825	1.00	ppb	0.00
44) Chlorobenzene-d5	14.97	117	34178	1.00	ppb	0.00
System Monitoring Compounds						
57) Bromofluorobenzene	16.51	95	17905	0.98	ppb	0.00
Spiked Amount 1.000	Range 70 - 130		Recovery = 98.00%			
Target Compounds						Qvalue
13) Isopropyl alcohol	4.85	45	36924m	1.98	ppb	
16) Methylene chloride	5.35	84	20130	0.86	ppb	# 83

(#) = qualifier out of range (m) = manual integration (+) = signals summed

Quantitation Report (QT Reviewed)

Data File : C:\MSDCHEM\1\DATA\BG012723.D Vial: 14
Acq On : 28 Jan 2011 1:21 am Operator: LL
Sample : C1101035-005A 320X Inst : MSD #2
Misc : 1ugm3 & 0.25TCE,CT,VNCL Sample Multiplr: 1.00
MS Integration Params: RTEINT.P
Quant Time: Jan 31 15:40 2011 Quant Results File: B118_1UG.RES

Method : C:\MSDCHEM\1\METHODS\B118_1UG.M (RTE Integrator)
Title : TO-15 VOA Standards for 5 point calibration
Last Update : Tue Feb 01 16:05:43 2011
Response via : Initial Calibration

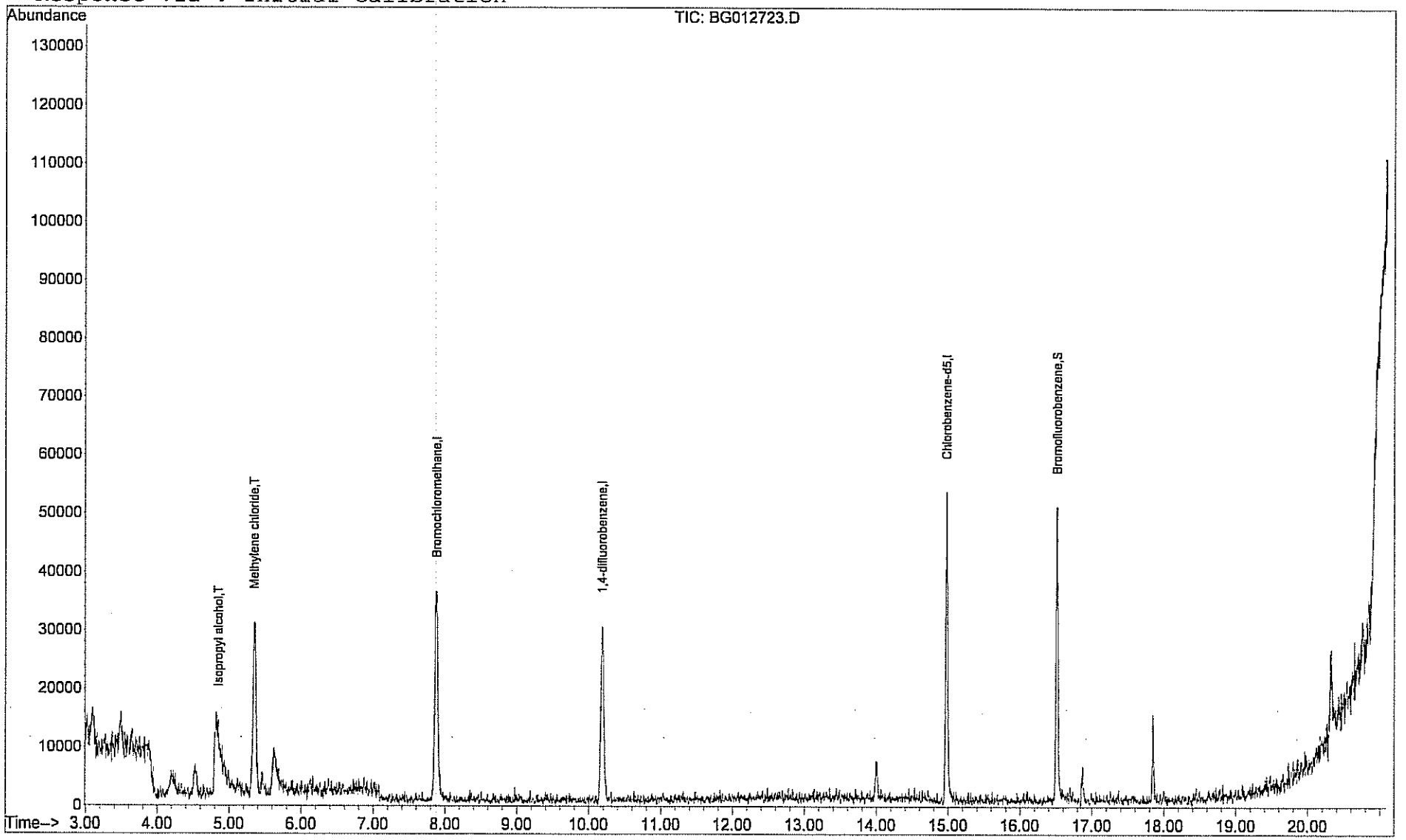

Centek Laboratories, LLC

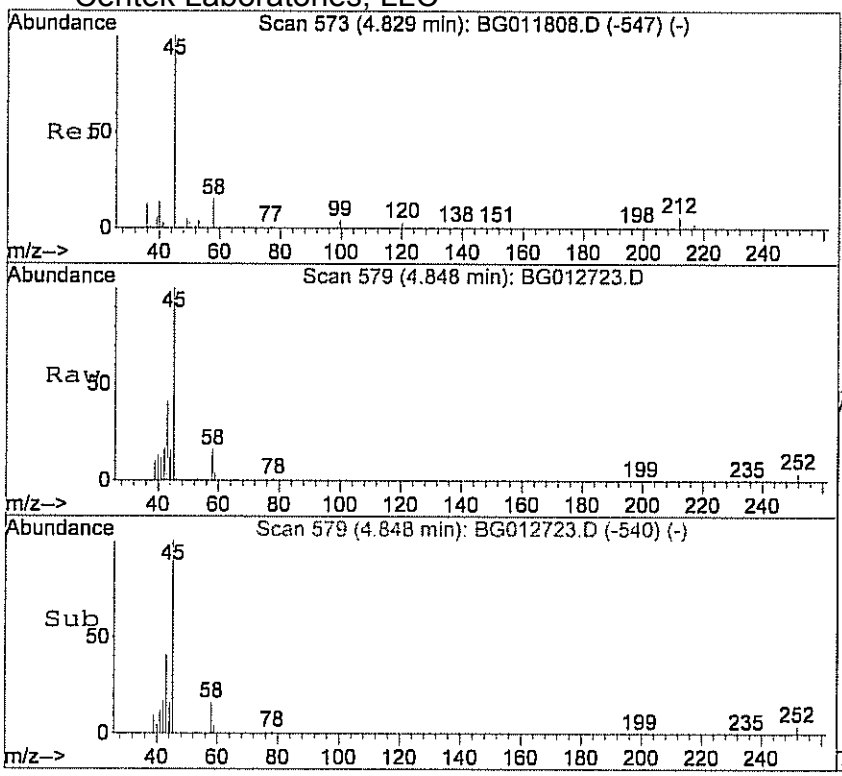

#13
Isopropyl alcohol
Concen: 1.98 ppb m
RT: 4.85 min Scan# 579
Delta R.T. -0.03 min
Lab File: BG012723.D
Acq: 28 Jan 2011 1:21 am

Tgt Ion: 45 Resp: 36924

Ion	Ratio	Lower	Upper
45	100		
43	32.4	6.2	46.2

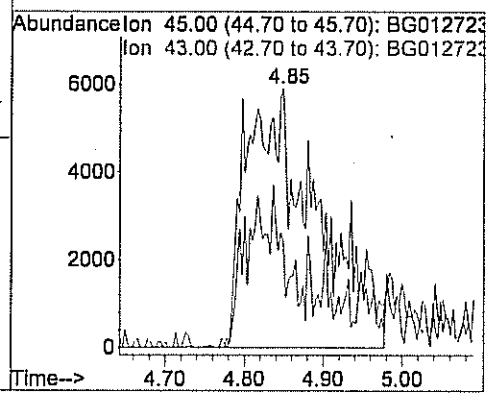

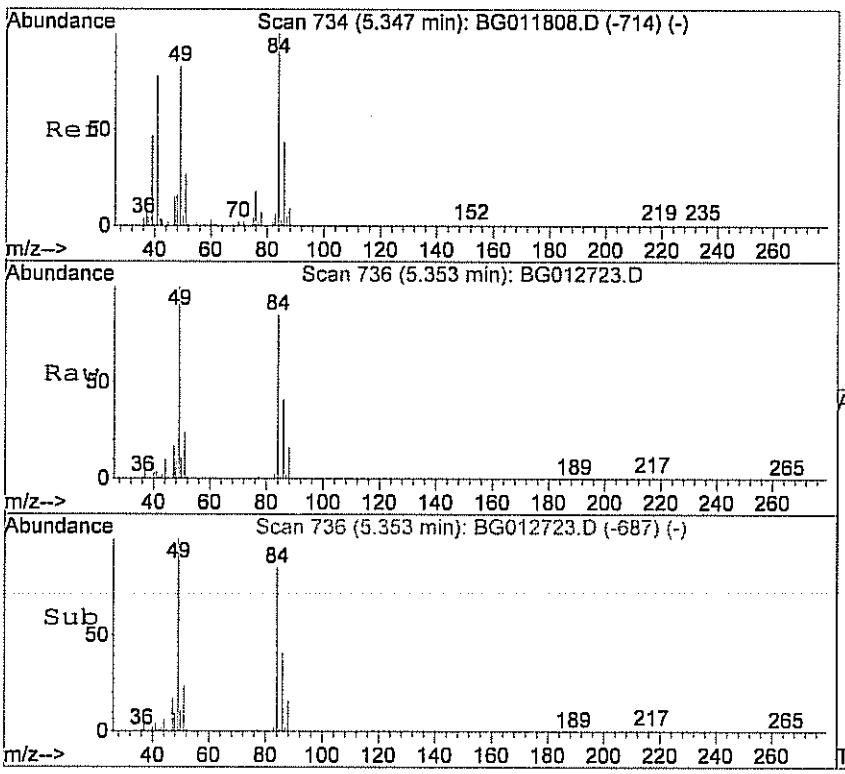

#16
Methylene chloride
Concen: 0.86 ppb
RT: 5.35 min Scan# 736
Delta R.T. 0.01 min
Lab File: BG012723.D
Acq: 28 Jan 2011 1:21 am

Tgt Ion: 84 Resp: 20130

Ion	Ratio	Lower	Upper
84	100		
49	126.3	82.7	122.7#
86	59.7	35.7	75.7

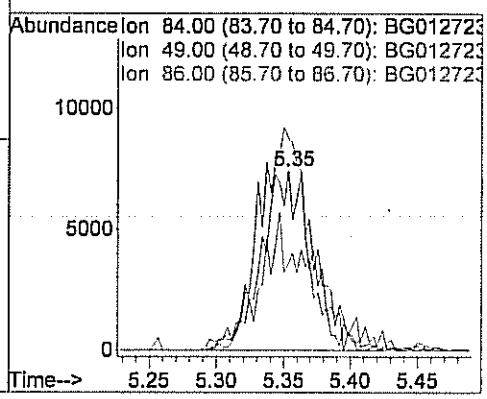

Centek Laboratories, LLC

Date: *22-Feb-11*

CLIENT:	Arcadis	**Client Sample ID:**	SS-VMP 6A
Lab Order:	C1101035	**Tag Number:**	359,186
Project:	Lockheed Martin NJ001014.0001	**Collection Date:**	1/24/2011
Lab ID:	C1101035-006A	**Matrix:**	AIR

Analyses	Result	**Limit	Qual	Units	DF	Date Analyzed
FIELD PARAMETERS		FLD				Analyst:
Lab Vacuum In	-5			"Hg		1/26/2011
Lab Vacuum Out	-30			"Hg		1/26/2011
1UG/M3 BY METHOD TO15		TO-15				Analyst: LL
1,1,1-Trichloroethane	2.4	1.2		ppbV	8	1/29/2011 6:21:00 AM
1,1,2,2-Tetrachloroethane	< 0.15	0.15		ppbV	1	1/27/2011 7:29:00 AM
1,1,2-Trichloroethane	< 0.15	0.15		ppbV	1	1/27/2011 7:29:00 AM
1,1-Dichloroethane	0.12	0.15	J	ppbV	1	1/27/2011 7:29:00 AM
1,1-Dichloroethene	< 0.15	0.15		ppbV	1	1/27/2011 7:29:00 AM
1,2,4-Trichlorobenzene	< 0.15	0.15		ppbV	1	1/27/2011 7:29:00 AM
1,2,4-Trimethylbenzene	1.1	0.15		ppbV	1	1/27/2011 7:29:00 AM
1,2-Dibromoethane	< 0.15	0.15		ppbV	1	1/27/2011 7:29:00 AM
1,2-Dichlorobenzene	< 0.15	0.15		ppbV	1	1/27/2011 7:29:00 AM
1,2-Dichloroethane	< 0.15	0.15		ppbV	1	1/27/2011 7:29:00 AM
1,2-Dichloropropane	< 0.15	0.15		ppbV	1	1/27/2011 7:29:00 AM
1,3,5-Trimethylbenzene	0.29	0.15		ppbV	1	1/27/2011 7:29:00 AM
1,3-butadiene	< 0.15	0.15		ppbV	1	1/27/2011 7:29:00 AM
1,3-Dichlorobenzene	< 0.15	0.15		ppbV	1	1/27/2011 7:29:00 AM
1,4-Dichlorobenzene	0.38	0.15		ppbV	1	1/27/2011 7:29:00 AM
1,4-Dioxane	< 0.30	0.30		ppbV	1	1/27/2011 7:29:00 AM
2,2,4-trimethylpentane	< 0.15	0.15		ppbV	1	1/27/2011 7:29:00 AM
4-ethyltoluene	0.16	0.15		ppbV	1	1/27/2011 7:29:00 AM
Acetone	7.8	2.4		ppbV	8	1/29/2011 6:21:00 AM
Allyl chloride	< 0.15	0.15		ppbV	1	1/27/2011 7:29:00 AM
Benzene	0.19	0.15		ppbV	1	1/27/2011 7:29:00 AM
Benzyl chloride	< 0.15	0.15		ppbV	1	1/27/2011 7:29:00 AM
Bromodichloromethane	< 0.15	0.15		ppbV	1	1/27/2011 7:29:00 AM
Bromoform	< 0.15	0.15		ppbV	1	1/27/2011 7:29:00 AM
Bromomethane	< 0.15	0.15		ppbV	1	1/27/2011 7:29:00 AM
Carbon disulfide	0.14	0.15	J	ppbV	1	1/27/2011 7:29:00 AM
Carbon tetrachloride	0.050	0.15	J	ppbV	1	1/27/2011 7:29:00 AM
Chlorobenzene	< 0.15	0.15		ppbV	1	1/27/2011 7:29:00 AM
Chloroethane	< 0.15	0.15		ppbV	1	1/27/2011 7:29:00 AM
Chloroform	0.28	0.15		ppbV	1	1/27/2011 7:29:00 AM
Chloromethane	0.20	0.15		ppbV	1	1/27/2011 7:29:00 AM
cis-1,2-Dichloroethene	< 0.15	0.15		ppbV	1	1/27/2011 7:29:00 AM
cis-1,3-Dichloropropene	< 0.15	0.15		ppbV	1	1/27/2011 7:29:00 AM
Cyclohexane	0.83	0.15		ppbV	1	1/27/2011 7:29:00 AM
Dibromochloromethane	< 0.15	0.15		ppbV	1	1/27/2011 7:29:00 AM
Ethyl acetate	< 0.25	0.25		ppbV	1	1/27/2011 7:29:00 AM

Qualifiers:

**	Reporting Limit	.	Results reported are not blank corrected
B	Analyte detected in the associated Method Blank	E	Value above quantitation range
H	Holding times for preparation or analysis exceeded	J	Analyte detected at or below quantitation limits
JN	Non-routine analyte. Quantitation estimated.	ND	Not Detected at the Reporting Limit
S	Spike Recovery outside accepted recovery limits		

Centek Laboratories, LLC

Date: *22-Feb-11*

CLIENT:	Arcadis	**Client Sample ID:**	SS-VMP 6A
Lab Order:	C1101035	**Tag Number:**	359,186
Project:	Lockheed Martin NJ001014.0001	**Collection Date:**	1/24/2011
Lab ID:	C1101035-006A	**Matrix:**	AIR

Analyses	Result	**Limit	Qual	Units	DF	Date Analyzed
1UG/M3 BY METHOD TO15		TO-15				Analyst: LL
Ethylbenzene	0.24	0.15		ppbV	1	1/27/2011 7:29:00 AM
Freon 11	0.25	0.15		ppbV	1	1/27/2011 7:29:00 AM
Freon 113	2.2	1.2		ppbV	8	1/29/2011 6:21:00 AM
Freon 114	< 0.15	0.15		ppbV	1	1/27/2011 7:29:00 AM
Freon 12	0.40	0.15		ppbV	1	1/27/2011 7:29:00 AM
Heptane	< 0.15	0.15		ppbV	1	1/27/2011 7:29:00 AM
Hexachloro-1,3-butadiene	< 0.15	0.15		ppbV	1	1/27/2011 7:29:00 AM
Hexane	0.49	0.15		ppbV	1	1/27/2011 7:29:00 AM
Isopropyl alcohol	390	48		ppbV	320	1/29/2011 6:56:00 AM
m&p-Xylene	0.73	0.30		ppbV	1	1/27/2011 7:29:00 AM
Methyl Butyl Ketone	< 0.30	0.30		ppbV	1	1/27/2011 7:29:00 AM
Methyl Ethyl Ketone	0.77	0.30		ppbV	1	1/27/2011 7:29:00 AM
Methyl Isobutyl Ketone	< 0.30	0.30		ppbV	1	1/27/2011 7:29:00 AM
Methyl tert-butyl ether	< 0.15	0.15		ppbV	1	1/27/2011 7:29:00 AM
Methylene chloride	180	48		ppbV	320	1/29/2011 6:56:00 AM
o-Xylene	0.25	0.15		ppbV	1	1/27/2011 7:29:00 AM
Propylene	< 0.15	0.15		ppbV	1	1/27/2011 7:29:00 AM
Styrene	0.20	0.15		ppbV	1	1/27/2011 7:29:00 AM
Tetrachloroethylene	0.99	0.15		ppbV	1	1/27/2011 7:29:00 AM
Tetrahydrofuran	7.6	1.2		ppbV	8	1/29/2011 6:21:00 AM
Toluene	1.3	0.15		ppbV	1	1/27/2011 7:29:00 AM
trans-1,2-Dichloroethene	0.18	0.15		ppbV	1	1/27/2011 7:29:00 AM
trans-1,3-Dichloropropene	< 0.15	0.15		ppbV	1	1/27/2011 7:29:00 AM
Trichloroethene	0.87	0.15		ppbV	1	1/27/2011 7:29:00 AM
Vinyl acetate	0.73	0.15		ppbV	1	1/27/2011 7:29:00 AM
Vinyl Bromide	< 0.15	0.15		ppbV	1	1/27/2011 7:29:00 AM
Vinyl chloride	< 0.15	0.15		ppbV	1	1/27/2011 7:29:00 AM
Surr: Bromofluorobenzene	108	70-130		%REC	1	1/27/2011 7:29:00 AM

Qualifiers:

**	Reporting Limit	.	Results reported are not blank corrected
B	Analyte detected in the associated Method Blank	E	Value above quantitation range
H	Holding times for preparation or analysis exceeded	J	Analyte detected at or below quantitation limits
JN	Non-routine analyte. Quantitation estimated.	ND	Not Detected at the Reporting Limit
S	Spike Recovery outside accepted recovery limits		

Centek Laboratories, LLC

Date: *22-Feb-11*

CLIENT:	Arcadis	**Client Sample ID:**	SS-VMP 6A
Lab Order:	C1101035	**Tag Number:**	359,186
Project:	Lockheed Martin NJ001014.0001	**Collection Date:**	1/24/2011
Lab ID:	C1101035-006A	**Matrix:**	AIR

Analyses	Result	**Limit	Qual	Units	DF	Date Analyzed
1UG/M3 BY METHOD TO15		TO-15				Analyst: LL
1,1,1-Trichloroethane	13	6.7		ug/m3	8	1/29/2011 6:21:00 AM
1,1,2,2-Tetrachloroethane	< 1.0	1.0		ug/m3	1	1/27/2011 7:29:00 AM
1,1,2-Trichloroethane	< 0.83	0.83		ug/m3	1	1/27/2011 7:29:00 AM
1,1-Dichloroethane	0.49	0.62	J	ug/m3	1	1/27/2011 7:29:00 AM
1,1-Dichloroethene	< 0.60	0.60		ug/m3	1	1/27/2011 7:29:00 AM
1,2,4-Trichlorobenzene	< 1.1	1.1		ug/m3	1	1/27/2011 7:29:00 AM
1,2,4-Trimethylbenzene	5.5	0.75		ug/m3	1	1/27/2011 7:29:00 AM
1,2-Dibromoethane	< 1.2	1.2		ug/m3	1	1/27/2011 7:29:00 AM
1,2-Dichlorobenzene	< 0.92	0.92		ug/m3	1	1/27/2011 7:29:00 AM
1,2-Dichloroethane	< 0.62	0.62		ug/m3	1	1/27/2011 7:29:00 AM
1,2-Dichloropropane	< 0.70	0.70		ug/m3	1	1/27/2011 7:29:00 AM
1,3,5-Trimethylbenzene	1.4	0.75		ug/m3	1	1/27/2011 7:29:00 AM
1,3-butadiene	< 0.34	0.34		ug/m3	1	1/27/2011 7:29:00 AM
1,3-Dichlorobenzene	< 0.92	0.92		ug/m3	1	1/27/2011 7:29:00 AM
1,4-Dichlorobenzene	2.3	0.92		ug/m3	1	1/27/2011 7:29:00 AM
1,4-Dioxane	< 1.1	1.1		ug/m3	1	1/27/2011 7:29:00 AM
2,2,4-trimethylpentane	< 0.71	0.71		ug/m3	1	1/27/2011 7:29:00 AM
4-ethyltoluene	0.80	0.75		ug/m3	1	1/27/2011 7:29:00 AM
Acetone	19	5.8		ug/m3	8	1/29/2011 6:21:00 AM
Allyl chloride	< 0.48	0.48		ug/m3	1	1/27/2011 7:29:00 AM
Benzene	0.62	0.49		ug/m3	1	1/27/2011 7:29:00 AM
Benzyl chloride	< 0.88	0.88		ug/m3	1	1/27/2011 7:29:00 AM
Bromodichloromethane	< 1.0	1.0		ug/m3	1	1/27/2011 7:29:00 AM
Bromoform	< 1.6	1.6		ug/m3	1	1/27/2011 7:29:00 AM
Bromomethane	< 0.59	0.59		ug/m3	1	1/27/2011 7:29:00 AM
Carbon disulfide	0.44	0.47	J	ug/m3	1	1/27/2011 7:29:00 AM
Carbon tetrachloride	0.32	0.96	J	ug/m3	1	1/27/2011 7:29:00 AM
Chlorobenzene	< 0.70	0.70		ug/m3	1	1/27/2011 7:29:00 AM
Chloroethane	< 0.40	0.40		ug/m3	1	1/27/2011 7:29:00 AM
Chloroform	1.4	0.74		ug/m3	1	1/27/2011 7:29:00 AM
Chloromethane	0.42	0.31		ug/m3	1	1/27/2011 7:29:00 AM
cis-1,2-Dichloroethene	< 0.60	0.60		ug/m3	1	1/27/2011 7:29:00 AM
cis-1,3-Dichloropropene	< 0.69	0.69		ug/m3	1	1/27/2011 7:29:00 AM
Cyclohexane	2.9	0.52		ug/m3	1	1/27/2011 7:29:00 AM
Dibromochloromethane	< 1.3	1.3		ug/m3	1	1/27/2011 7:29:00 AM
Ethyl acetate	< 0.92	0.92		ug/m3	1	1/27/2011 7:29:00 AM
Ethylbenzene	1.1	0.66		ug/m3	1	1/27/2011 7:29:00 AM
Freon 11	1.4	0.86		ug/m3	1	1/27/2011 7:29:00 AM
Freon 113	17	9.3		ug/m3	8	1/29/2011 6:21:00 AM
Freon 114	< 1.1	1.1		ug/m3	1	1/27/2011 7:29:00 AM

Qualifiers:

**	Reporting Limit	.	Results reported are not blank corrected
B	Analyte detected in the associated Method Blank	E	Value above quantitation range
H	Holding times for preparation or analysis exceeded	J	Analyte detected at or below quantitation limits
JN	Non-routine analyte. Quantitation estimated.	ND	Not Detected at the Reporting Limit
S	Spike Recovery outside accepted recovery limits		

Centek Laboratories, LLC

Date: *22-Feb-11*

CLIENT:	Arcadis	**Client Sample ID:**	SS-VMP 6A
Lab Order:	C1101035	**Tag Number:**	359,186
Project:	Lockheed Martin NJ001014.0001	**Collection Date:**	1/24/2011
Lab ID:	C1101035-006A	**Matrix:**	AIR

Analyses	Result	**Limit	Qual	Units	DF	Date Analyzed
1UG/M3 BY METHOD TO15		TO-15				Analyst: LL
Freon 12	2.0	0.75		ug/m3	1	1/27/2011 7:29:00 AM
Heptane	< 0.62	0.62		ug/m3	1	1/27/2011 7:29:00 AM
Hexachloro-1,3-butadiene	< 1.6	1.6		ug/m3	1	1/27/2011 7:29:00 AM
Hexane	1.8	0.54		ug/m3	1	1/27/2011 7:29:00 AM
Isopropyl alcohol	980	120		ug/m3	320	1/29/2011 6:56:00 AM
m&p-Xylene	3.2	1.3		ug/m3	1	1/27/2011 7:29:00 AM
Methyl Butyl Ketone	< 1.2	1.2		ug/m3	1	1/27/2011 7:29:00 AM
Methyl Ethyl Ketone	2.3	0.90		ug/m3	1	1/27/2011 7:29:00 AM
Methyl Isobutyl Ketone	< 1.2	1.2		ug/m3	1	1/27/2011 7:29:00 AM
Methyl tert-butyl ether	< 0.55	0.55		ug/m3	1	1/27/2011 7:29:00 AM
Methylene chloride	620	170		ug/m3	320	1/29/2011 6:56:00 AM
o-Xylene	1.1	0.66		ug/m3	1	1/27/2011 7:29:00 AM
Propylene	< 0.26	0.26		ug/m3	1	1/27/2011 7:29:00 AM
Styrene	0.87	0.65		ug/m3	1	1/27/2011 7:29:00 AM
Tetrachloroethylene	6.8	1.0		ug/m3	1	1/27/2011 7:29:00 AM
Tetrahydrofuran	23	3.6		ug/m3	8	1/29/2011 6:21:00 AM
Toluene	4.9	0.57		ug/m3	1	1/27/2011 7:29:00 AM
trans-1,2-Dichloroethene	0.73	0.60		ug/m3	1	1/27/2011 7:29:00 AM
trans-1,3-Dichloropropene	< 0.69	0.69		ug/m3	1	1/27/2011 7:29:00 AM
Trichloroethene	4.8	0.82		ug/m3	1	1/27/2011 7:29:00 AM
Vinyl acetate	2.6	0.54		ug/m3	1	1/27/2011 7:29:00 AM
Vinyl Bromide	< 0.67	0.67		ug/m3	1	1/27/2011 7:29:00 AM
Vinyl chloride	< 0.39	0.39		ug/m3	1	1/27/2011 7:29:00 AM

Qualifiers:				
	**	Reporting Limit	.	Results reported are not blank corrected
	B	Analyte detected in the associated Method Blank	E	Value above quantitation range
	H	Holding times for preparation or analysis exceeded	J	Analyte detected at or below quantitation limits
	JN	Non-routine analyte. Quantitation estimated.	ND	Not Detected at the Reporting Limit
	S	Spike Recovery outside accepted recovery limits		

Quantitation Report (QT Reviewed)

Data File : C:\MSDCHEM\1\DATA\BG012635.D Vial: 27
Acq On : 27 Jan 2011 7:29 am Operator: LL
Sample : C1101035-006A Inst : MSD #2
Misc : 1ugm3 & 0.25TCE,CT,VNCL Sample Multiplr: 1.00
MS Integration Params: RTEINT.P
Quant Time: Jan 31 11:41:24 2011 Quant Results File: B118_1UG.RES

Quant Method : C:\MSDCHEM\1\METHODS\B118_1UG.M (RTE Integrator)
Title : TO-15 VOA Standards for 5 point calibration
Last Update : Wed Jan 26 14:01:48 2011
Response via : Initial Calibration
DataAcq Meth : B118_1UG

Internal Standards	R.T.	QIon	Response	Conc	Units		Dev(Min)
1) Bromochloromethane	7.88	128	17840	1.00	ppb		0.01
30) 1,4-difluorobenzene	10.19	114	59341	1.00	ppb		0.00
44) Chlorobenzene-d5	14.98	117	49429	1.00	ppb		0.00
System Monitoring Compounds							
57) Bromofluorobenzene	16.51	95	28468	1.08	ppb		0.00
Spiked Amount 1.000	Range 70 - 130		Recovery = 108.00%				
Target Compounds							Qvalue
3) Freon 12	3.13	85	43525	0.40	ppb		97
4) Chloromethane	3.28	50	7708	0.20	ppb		55
11) Freon 11	4.33	101	26491	0.25	ppb		98
12) Acetone	4.58	58	112811m	9.43	ppb		
13) Isopropyl alcohol	4.62	45	7580305m	348.74	ppb		
15) Freon 113	5.12	101	185922	2.62	ppb		84
16) Methylene chloride	5.35	84	3558431	129.86	ppb		83
18) Carbon disulfide	5.46	76	12596	0.14	ppb		95
19) trans-1,2-dichloroethene	6.17	61	7181m	0.18	ppb		
21) 1,1-dichloroethane	6.58	63	6786	0.12	ppb		95
22) Vinyl acetate	6.66	43	24509	0.73	ppb		95
23) Methyl Ethyl Ketone	7.36	43	14308m	0.77	ppb		
25) Hexane	7.07	41	15812	0.49	ppb	#	76
27) Chloroform	8.04	83	17082	0.28	ppb		89
28) Tetrahydrofuran	8.40	42	115625m	16.57	ppb		
31) 1,1,1-trichloroethane	8.80	97	232190	2.31	ppb		89
32) Cyclohexane	9.48	56	24753	0.83	ppb	#	58
33) Carbon tetrachloride	9.43	117	5692	0.05	ppb	#	75
34) Benzene	9.41	78	16403	0.19	ppb		84
38) Trichloroethene	10.87	130	44578	0.87	ppb	#	79
45) Toluene	13.08	92	46038m	1.27	ppb		
50) Tetrachloroethylene	14.08	164	41527	0.99	ppb		97
52) Ethylbenzene	15.28	91	13950	0.24	ppb		92
53) m&p-xylene	15.44	91	38860	0.73	ppb		97
54) Styrene	15.86	104	6510	0.20	ppb	#	48
56) o-xylene	15.89	91	14263	0.25	ppb		84
59) 4-ethyltoluene	17.05	105	9841m	0.16	ppb		
60) 1,3,5-trimethylbenzene	17.13	105	14892	0.29	ppb		78
61) 1,2,4-trimethylbenzene	17.53	105	37494	1.10	ppb		79
64) 1,4-dichlorobenzene	17.90	146	15444	0.38	ppb		80

I.f.

(#) = qualifier out of range (m) = manual integration (+) = signals summed

Quantitation Report (QT Reviewed)

Data File : C:\MSDCHEM\1\DATA\BG012635.D Vial: 27
Acq On : 27 Jan 2011 7:29 am Operator: LL
Sample : C1101035-006A Inst : MSD #2
Misc : 1ugm3 & 0.25TCE,CT,VNCL Sample Multiplr: 1.00
MS Integration Params: RTEINT.P
Quant Time: Jan 31 11:54 2011 Quant Results File: B118_1UG.RES

Method : C:\MSDCHEM\1\METHODS\B118_1UG.M (RTE Integrator)
Title : TO-15 VOA Standards for 5 point calibration
Last Update : Tue Feb 01 16:05:43 2011
Response via : Initial Calibration

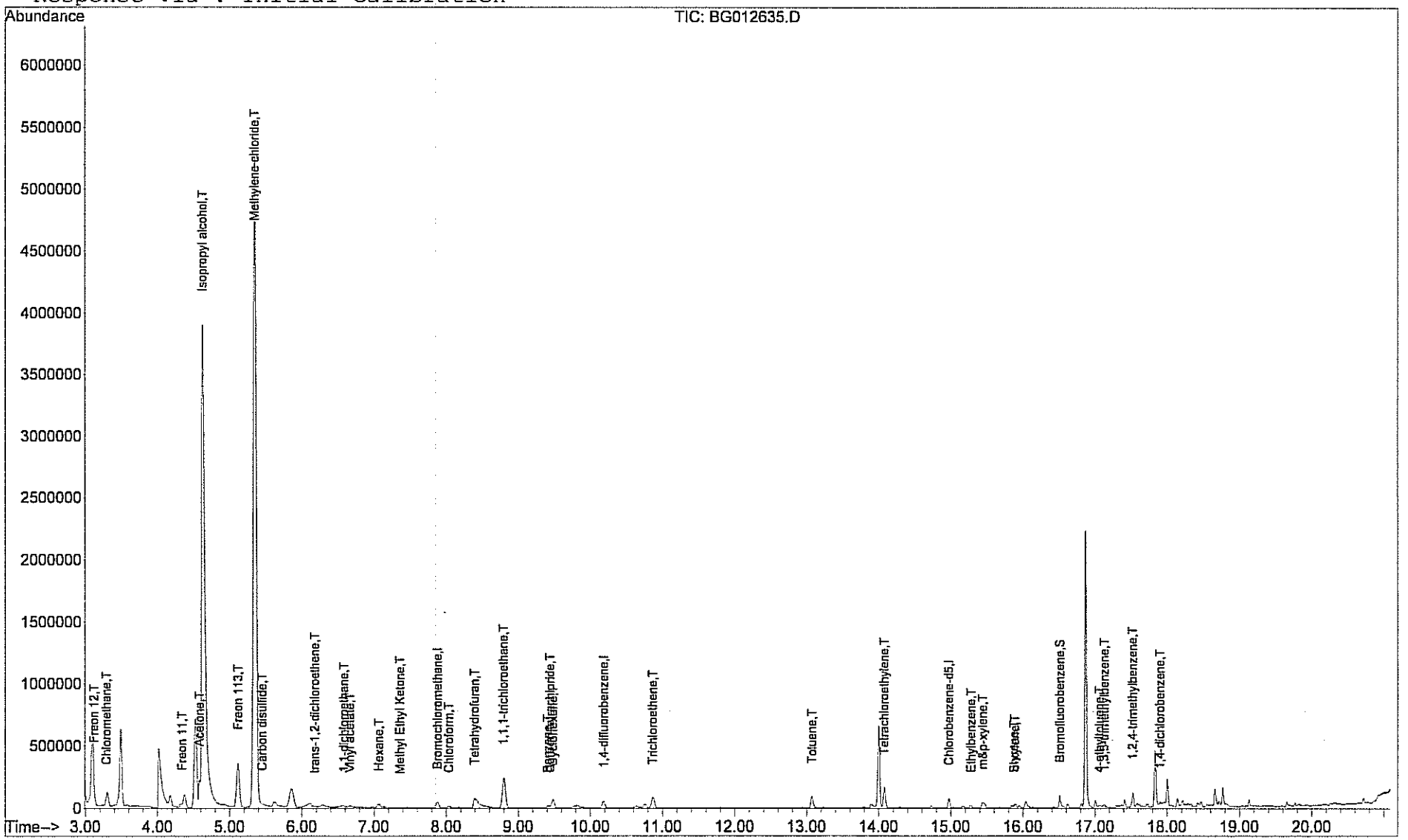

Centek Laboratories, LLC

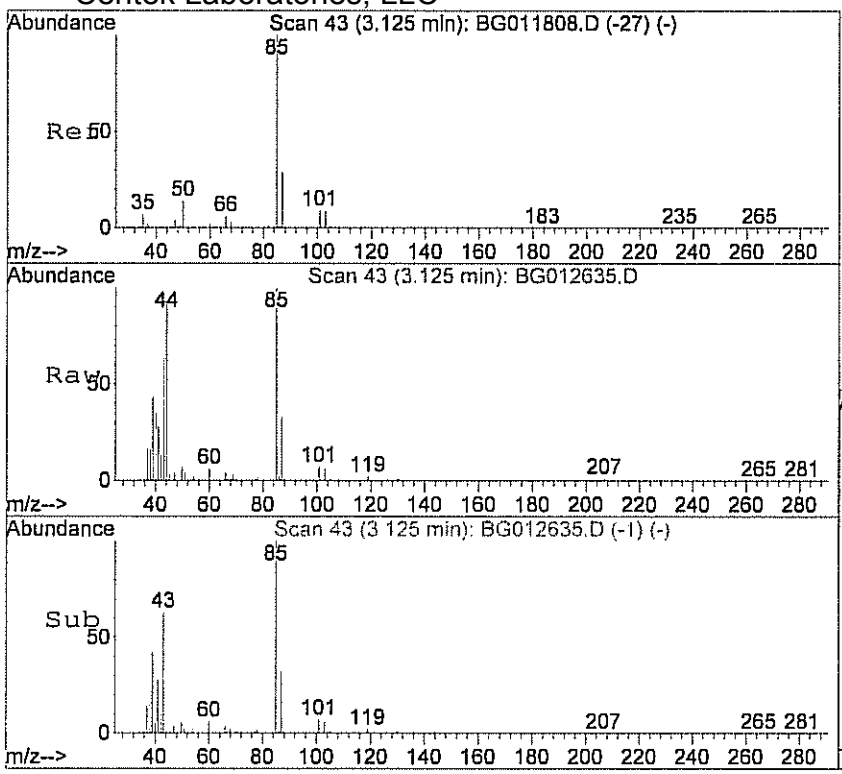

#3
Freon 12
Concen: 0.40 ppb
RT: 3.13 min Scan# 43
Delta R.T. 0.00 min
Lab File: BG012635.D
Acq: 27 Jan 2011 7:29 am

Tgt Ion: 85 Resp: 43525

Ion	Ratio	Lower	Upper
85	100		
87	35.6	14.1	54.1

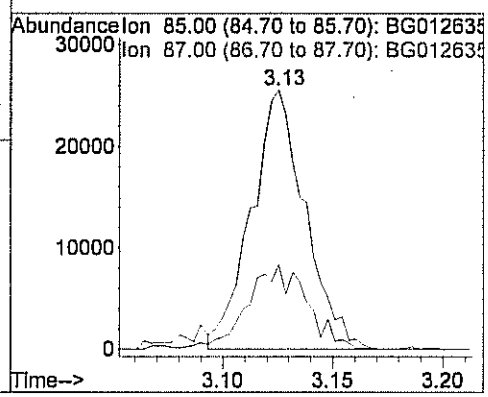

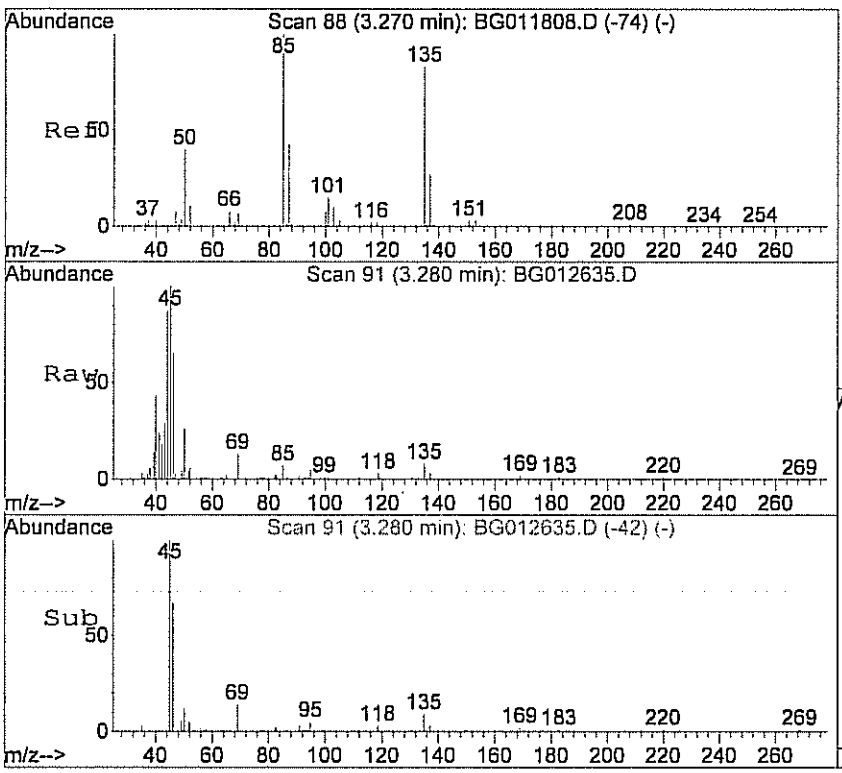

#4
Chloromethane
Concen: 0.20 ppb
RT: 3.28 min Scan# 91
Delta R.T. 0.01 min
Lab File: BG012635.D
Acq: 27 Jan 2011 7:29 am

Tgt Ion: 50 Resp: 7708

Ion	Ratio	Lower	Upper
50	100		
52	36.3	0.0	36.8

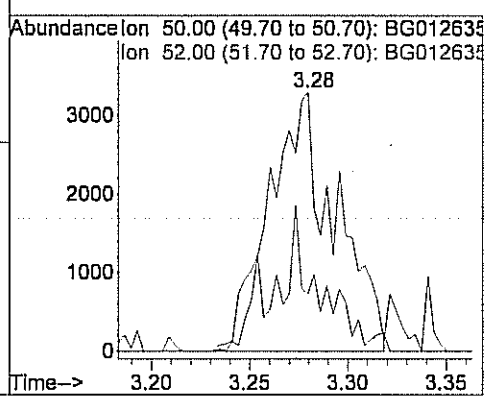

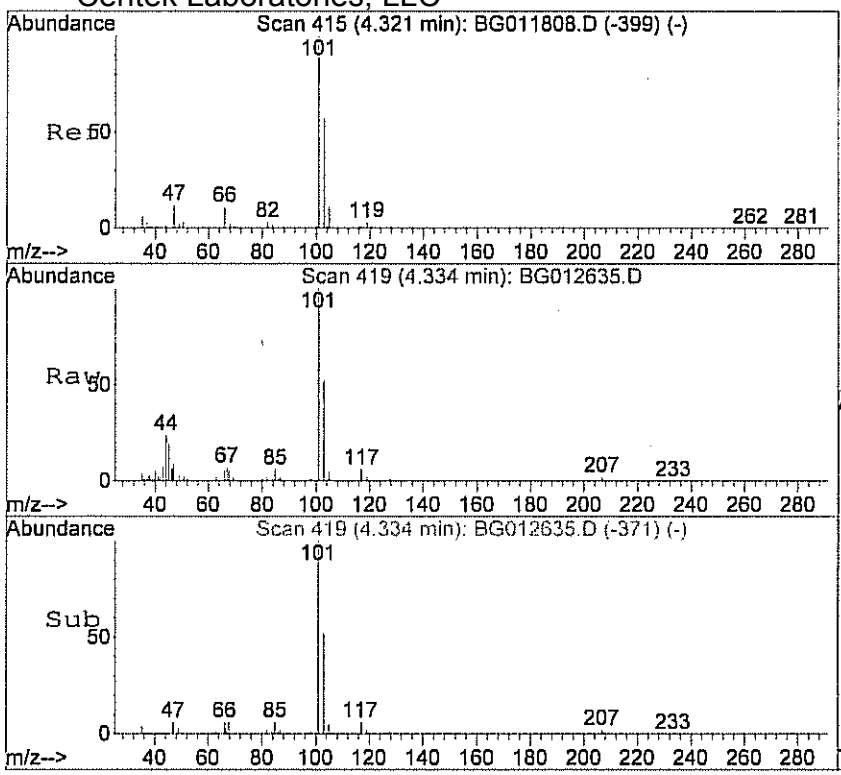

#11
Freon 11
Concen: 0.25 ppb
RT: 4.33 min Scan# 419
Delta R.T. 0.00 min
Lab File: BG012635.D
Acq: 27 Jan 2011 7:29 am

Tgt Ion:101 Resp: 26491

Ion	Ratio	Lower	Upper
101	100		
103	68.0	49.2	89.2
105	11.0	0.0	27.9

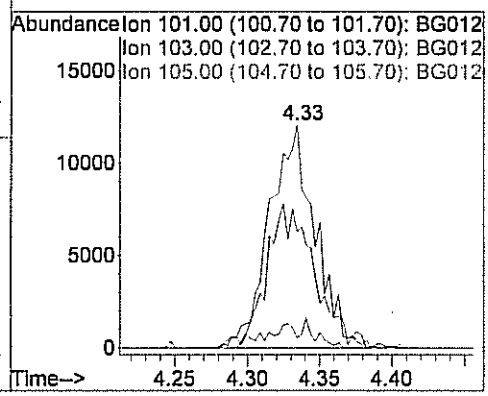

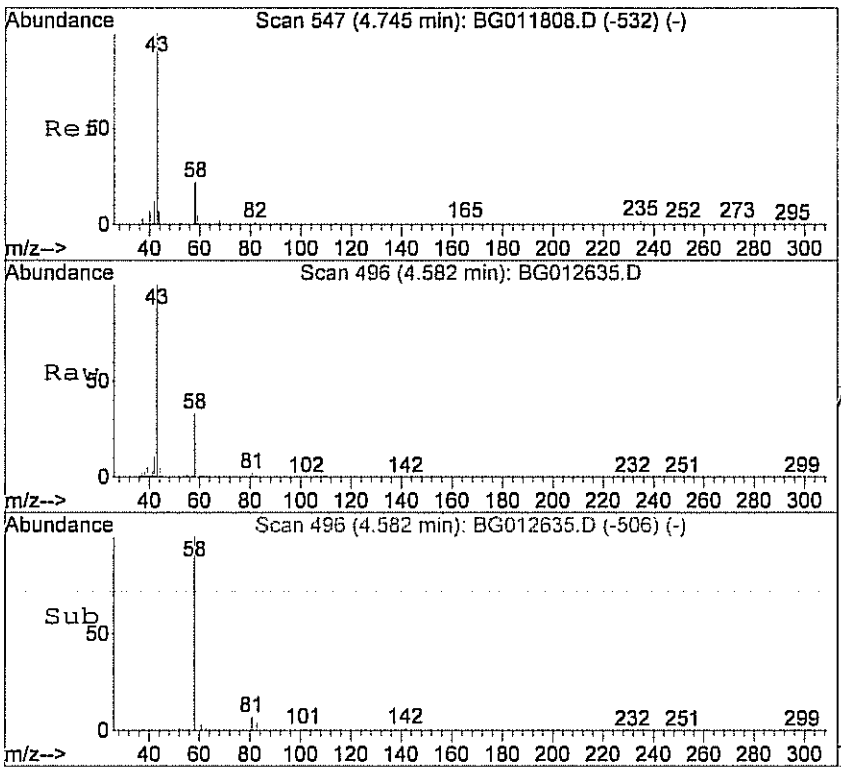

#12
Acetone
Concen: 9.43 ppb m
RT: 4.58 min Scan# 496
Delta R.T. -0.18 min
Lab File: BG012635.D
Acq: 27 Jan 2011 7:29 am

Tgt Ion: 58 Resp: 112811

Ion	Ratio	Lower	Upper
58	100		
43	0.0	148.4	208.4#

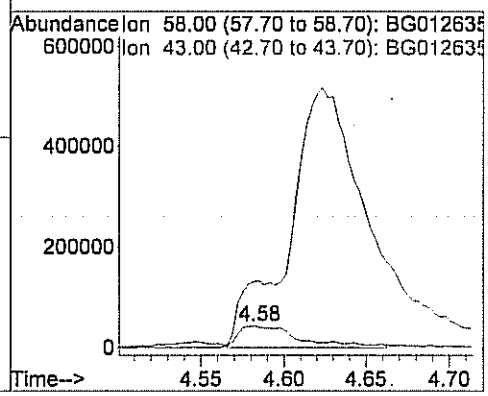

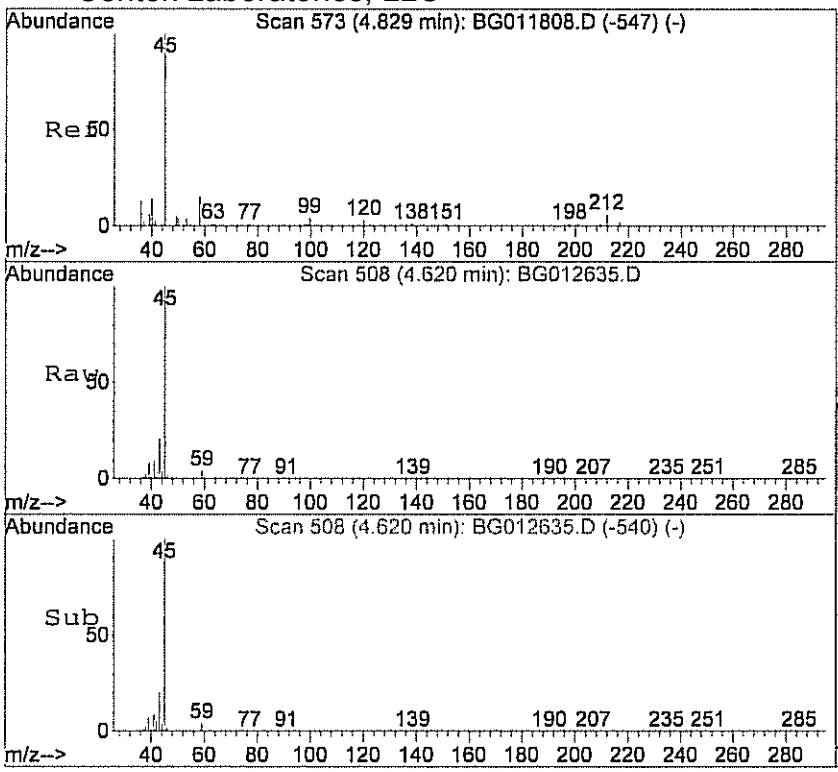

#13
Isopropyl alcohol
Concen: 348.74 ppb m
RT: 4.62 min Scan# 508
Delta R.T. -0.25 min
Lab File: BG012635.D
Acq: 27 Jan 2011 7:29 am

Tgt Ion: 45 Resp: 7580305

Ion	Ratio	Lower	Upper
45	100		
43	0.0	6.2	46.2#

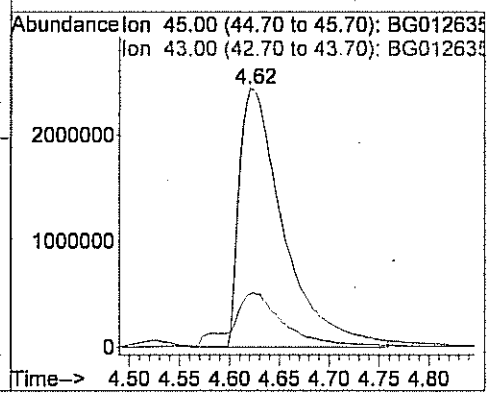

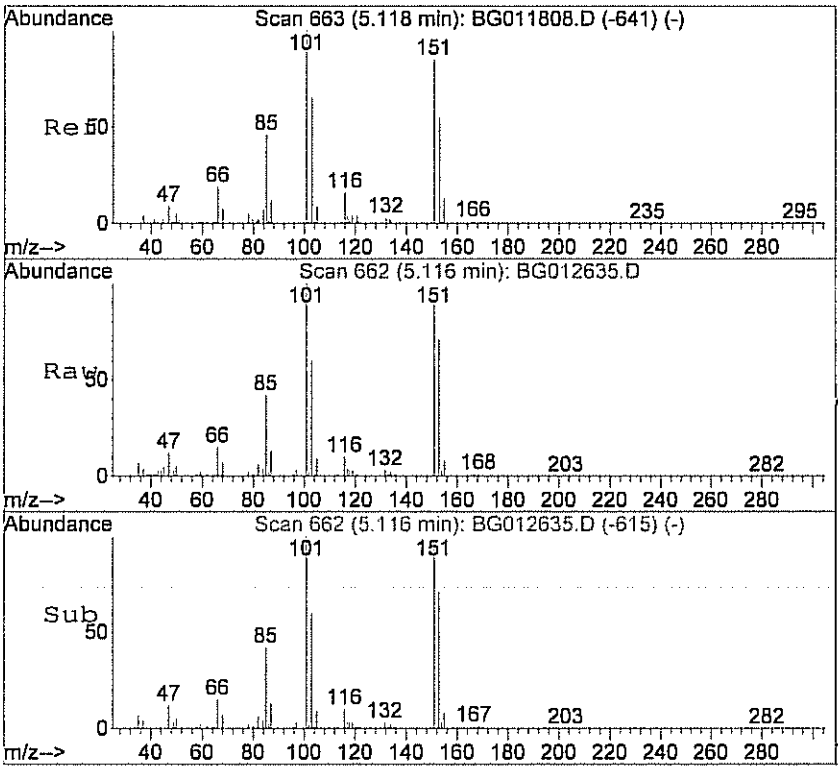

#15
Freon 113
Concen: 2.62 ppb
RT: 5.12 min Scan# 662
Delta R.T. 0.00 min
Lab File: BG012635.D
Acq: 27 Jan 2011 7:29 am

Tgt Ion:101 Resp: 185922

Ion	Ratio	Lower	Upper
101	100		
103	62.8	30.6	70.6
151	97.8	64.0	104.0

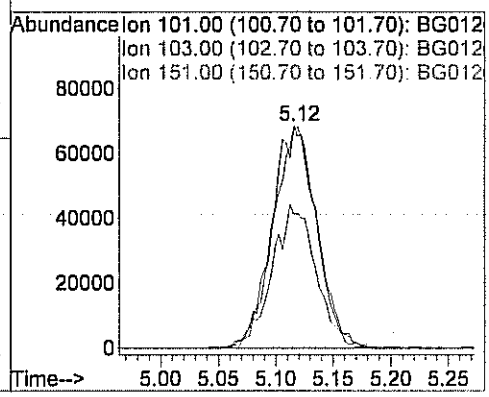

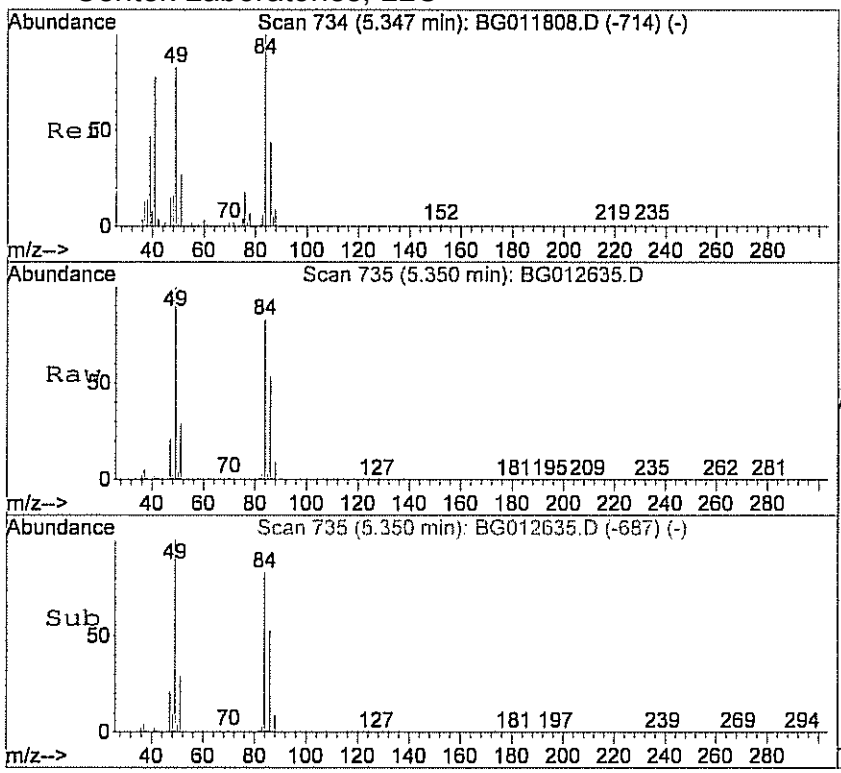

#16
Methylene chloride
Concen: 129.86 ppb
RT: 5.35 min Scan# 735
Delta R.T. 0.00 min
Lab File: BG012635.D
Acq: 27 Jan 2011 7:29 am

Tgt Ion: 84 Resp: 3558431

Ion	Ratio	Lower	Upper
84	100		
49	121.4	82.7	122.7
86	65.3	35.7	75.7

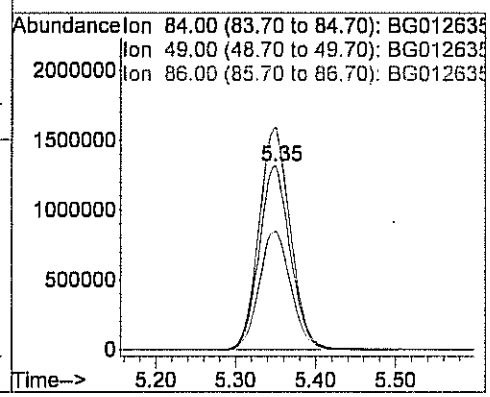

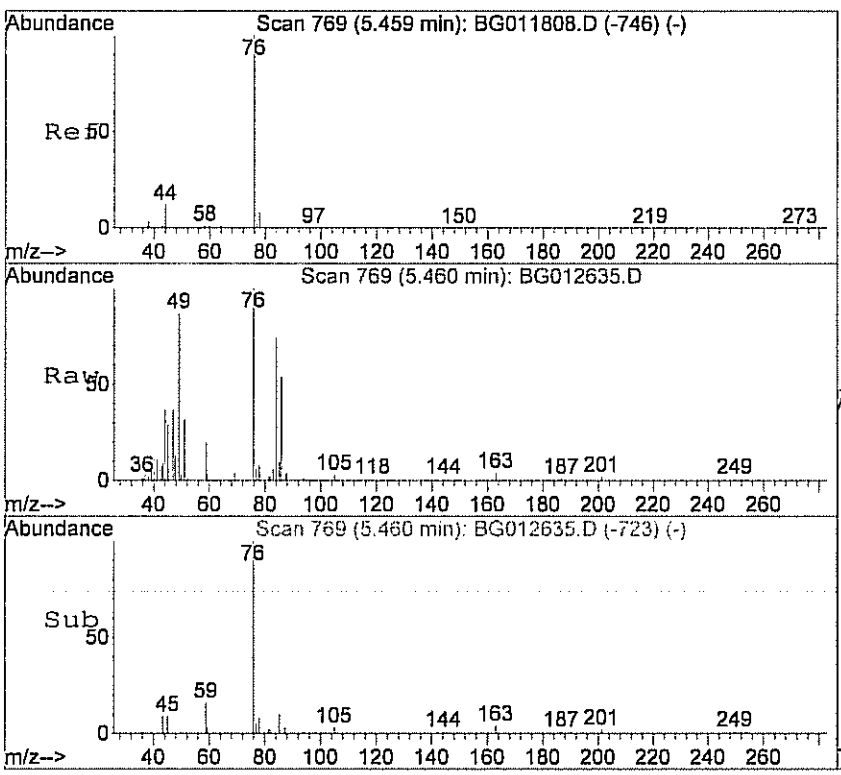

#18
Carbon disulfide
Concen: 0.14 ppb
RT: 5.46 min Scan# 769
Delta R.T. -0.00 min
Lab File: BG012635.D
Acq: 27 Jan 2011 7:29 am

Tgt Ion: 76 Resp: 12596

Ion	Ratio	Lower	Upper
76	100		
78	6.1	0.0	27.8

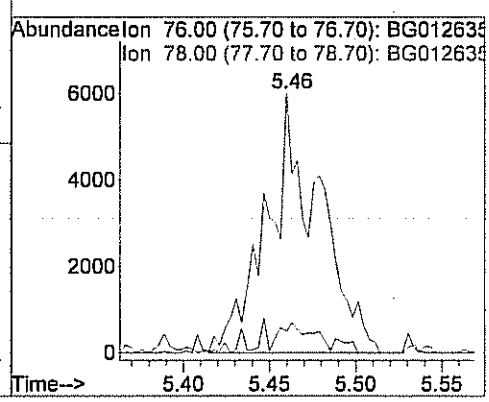

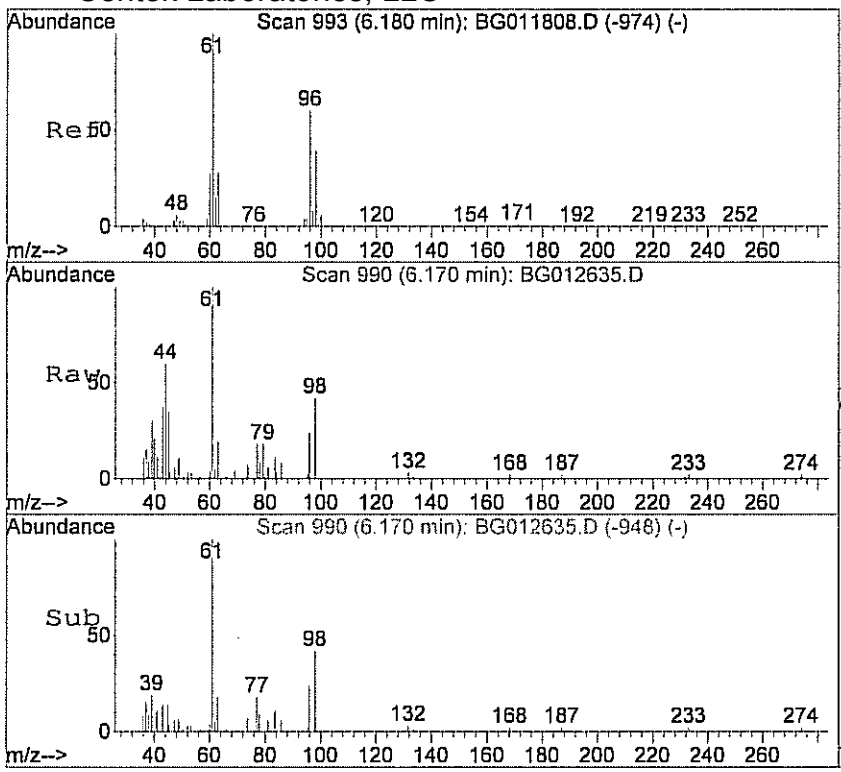

#19
trans-1,2-dichloroethene
Concen: 0.18 ppb m
RT: 6.17 min Scan# 990
Delta R.T. -0.02 min
Lab File: BG012635.D
Acq: 27 Jan 2011 7:29 am

Tgt Ion: 61 Resp: 7181

Ion	Ratio	Lower	Upper
61	100		
96	0.0	48.2	88.2#
98	28.9	25.3	65.3

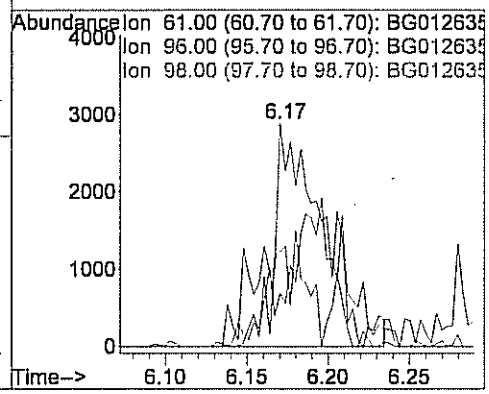

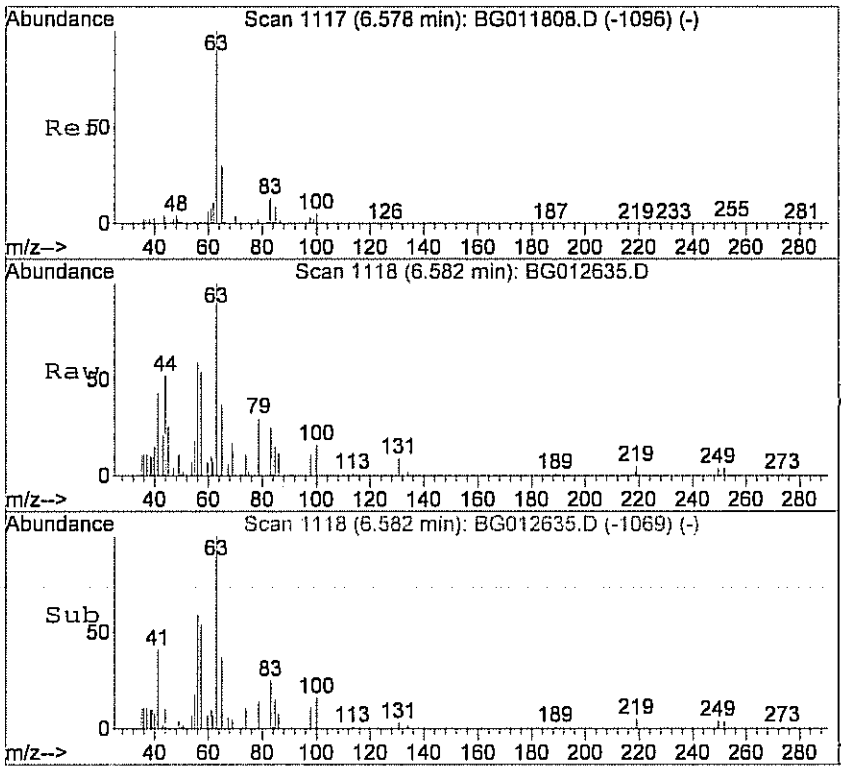

#21
1,1-dichloroethane
Concen: 0.12 ppb
RT: 6.58 min Scan# 1118
Delta R.T. 0.01 min
Lab File: BG012635.D
Acq: 27 Jan 2011 7:29 am

Tgt Ion: 63 Resp: 6786

Ion	Ratio	Lower	Upper
63	100		
65	26.5	9.3	49.3

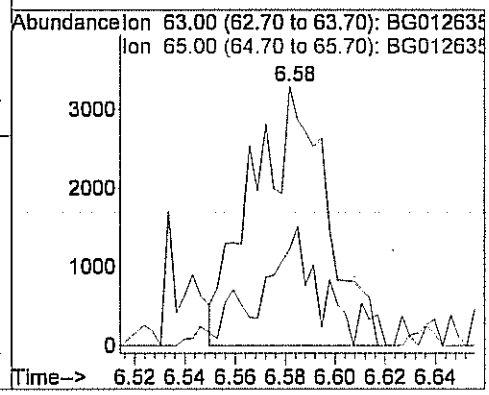

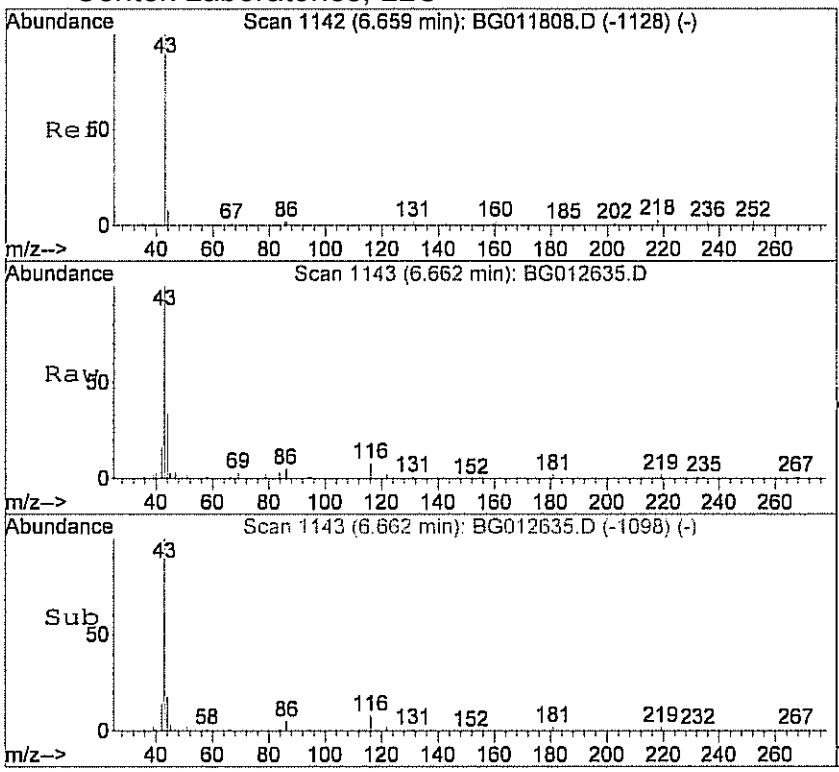

#22
Vinyl acetate
Concen: 0.73 ppb
RT: 6.66 min Scan# 1143
Delta R.T. -0.01 min
Lab File: BG012635.D
Acq: 27 Jan 2011 7:29 am

Tgt Ion: 43 Resp: 24509

Ion	Ratio	Lower	Upper
43	100		
86	7.8	0.0	26.0

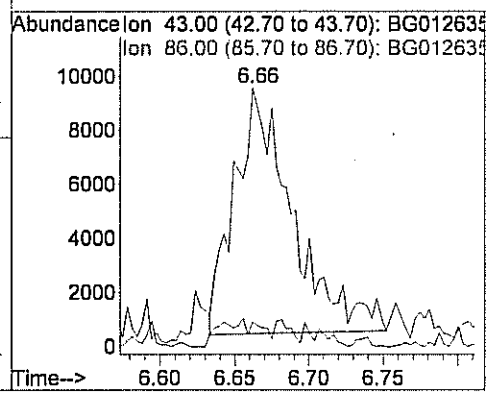

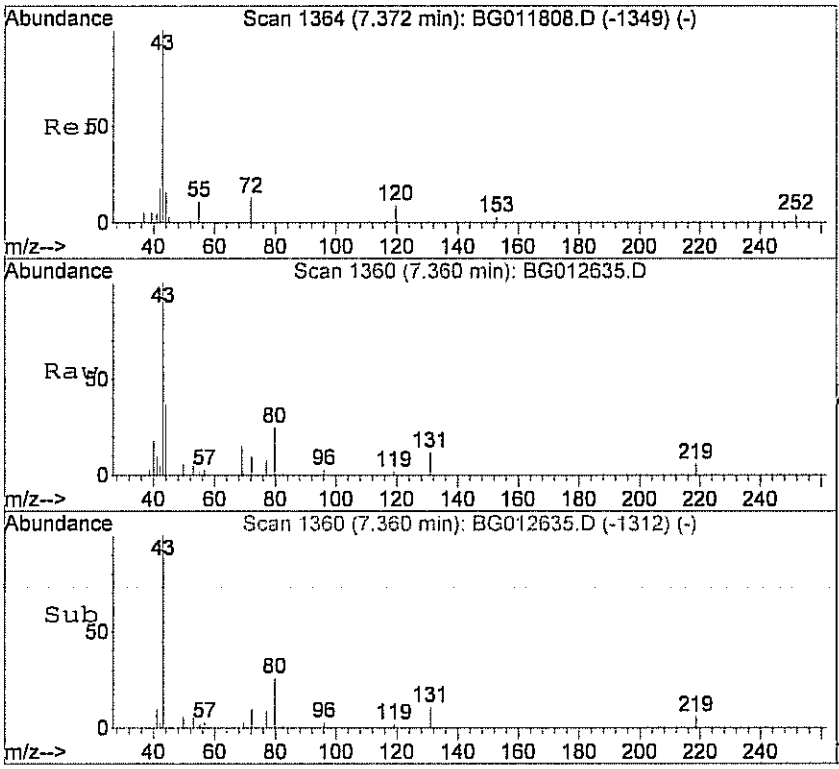

#23
Methyl Ethyl Ketone
Concen: 0.77 ppb m
RT: 7.36 min Scan# 1360
Delta R.T. 0.00 min
Lab File: BG012635.D
Acq: 27 Jan 2011 7:29 am

Tgt Ion: 43 Resp: 14308

Ion	Ratio	Lower	Upper
43	100		
57	0.1	0.0	20.0
72	3.3	0.0	20.0

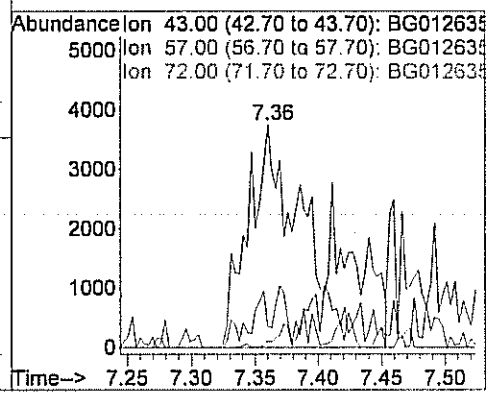

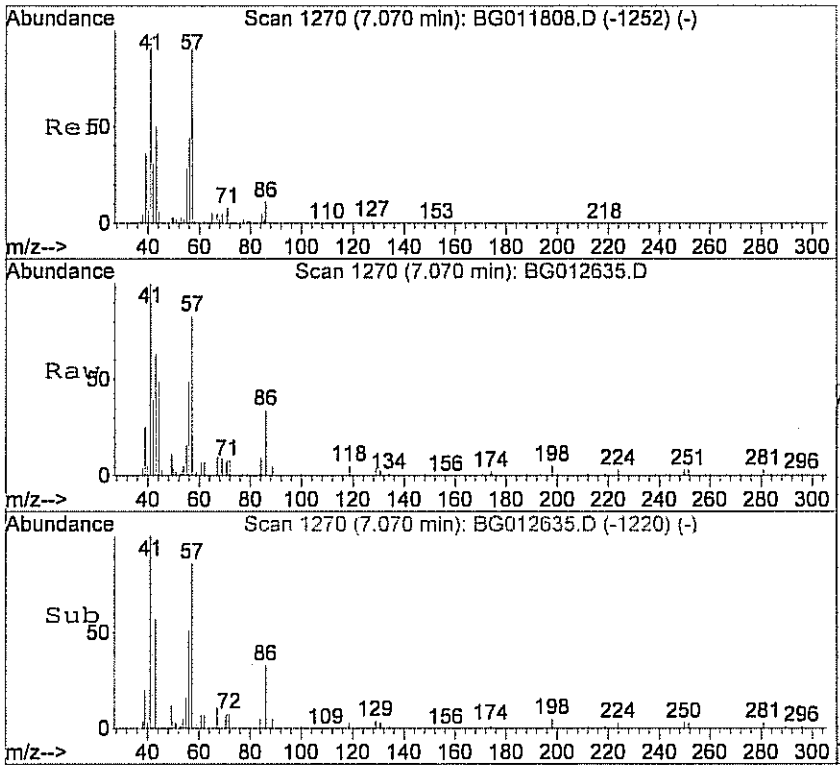

#25
Hexane
Concen: 0.49 ppb
RT: 7.07 min Scan# 1270
Delta R.T. 0.01 min
Lab File: BG012635.D
Acq: 27 Jan 2011 7:29 am

Tgt Ion: 41 Resp: 15812

Ion	Ratio	Lower	Upper
41	100		
57	75.6	67.3	107.3
43	72.6	22.9	62.9#

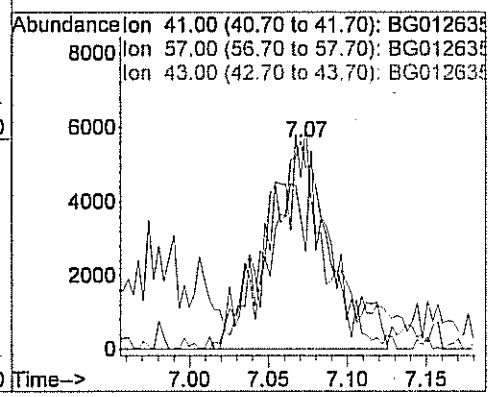

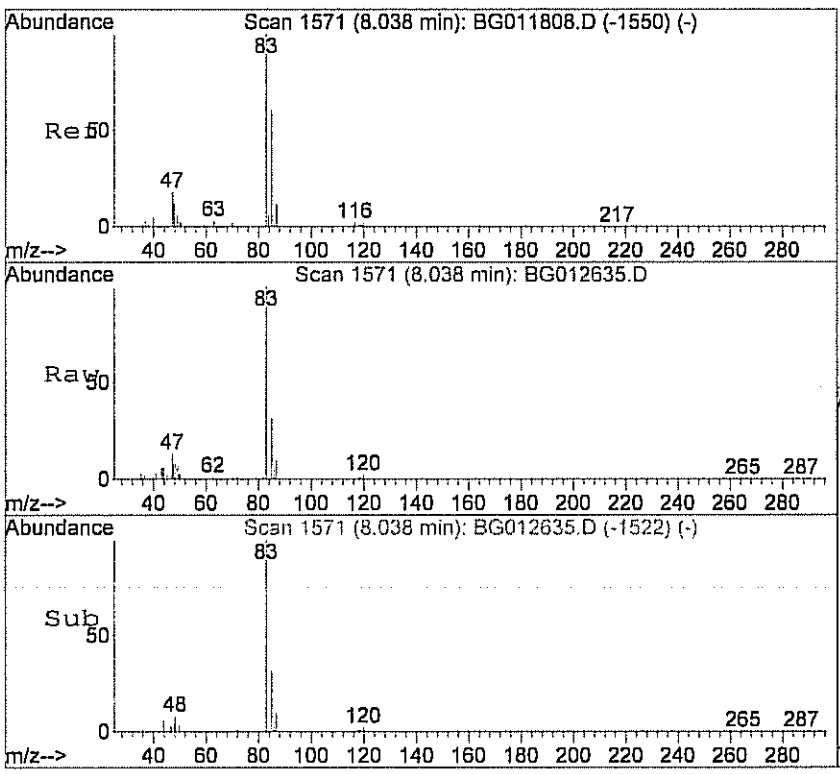

#27
Chloroform
Concen: 0.28 ppb
RT: 8.04 min Scan# 1571
Delta R.T. 0.01 min
Lab File: BG012635.D
Acq: 27 Jan 2011 7:29 am

Tgt Ion: 83 Resp: 17082

Ion	Ratio	Lower	Upper
83	100		
85	61.0	50.2	90.2

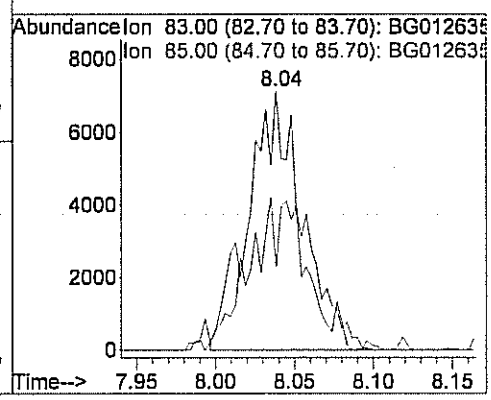

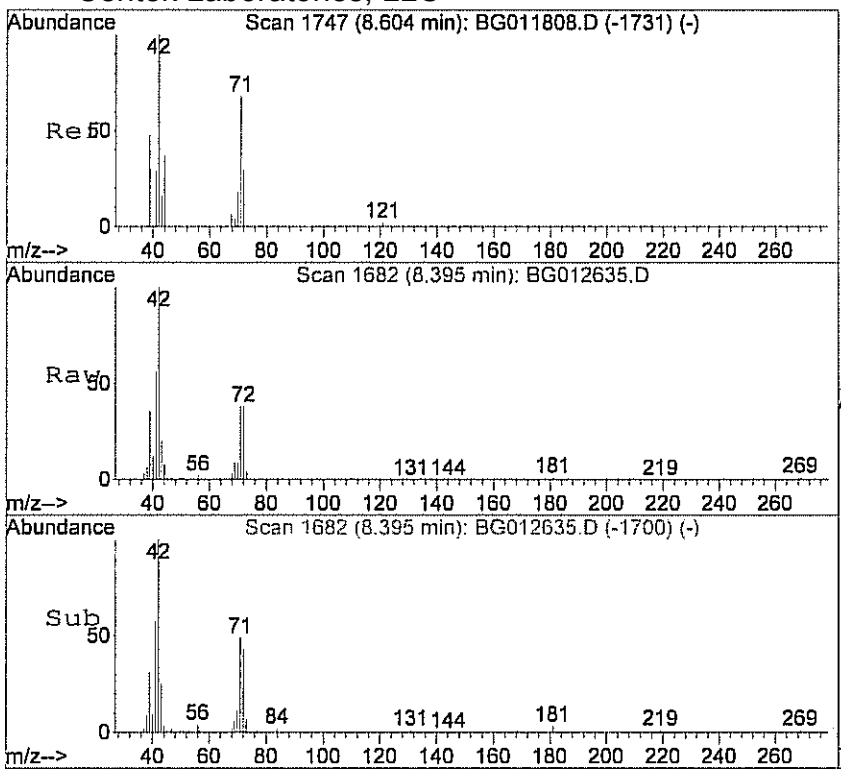

#28
Tetrahydrofuran
Concen: 16.57 ppb m
RT: 8.40 min Scan# 1682
Delta R.T. -0.21 min
Lab File: BG012635.D
Acq: 27 Jan 2011 7:29 am

Tgt Ion: 42 Resp: 115625

Ion	Ratio	Lower	Upper
42	100		
71	0.2	9.8	49.8#
72	0.3	0.0	30.6

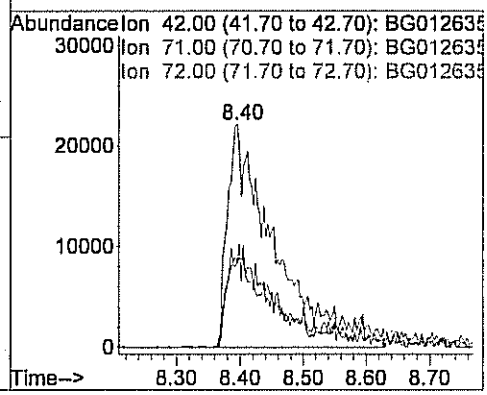

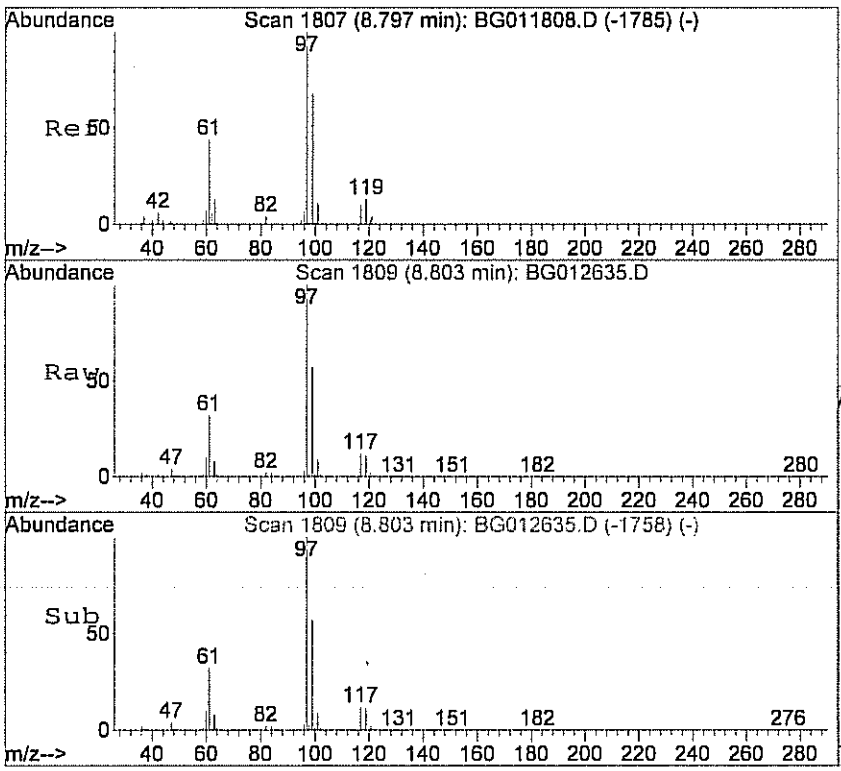

#31
1,1,1-trichloroethane
Concen: 2.31 ppb
RT: 8.80 min Scan# 1809
Delta R.T. 0.01 min
Lab File: BG012635.D
Acq: 27 Jan 2011 7:29 am

Tgt Ion: 97 Resp: 232190

Ion	Ratio	Lower	Upper
97	100		
99	65.1	36.9	76.9

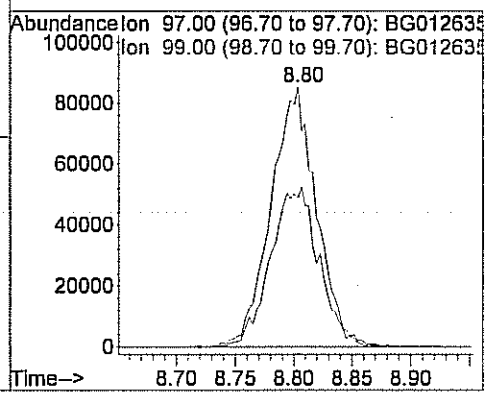

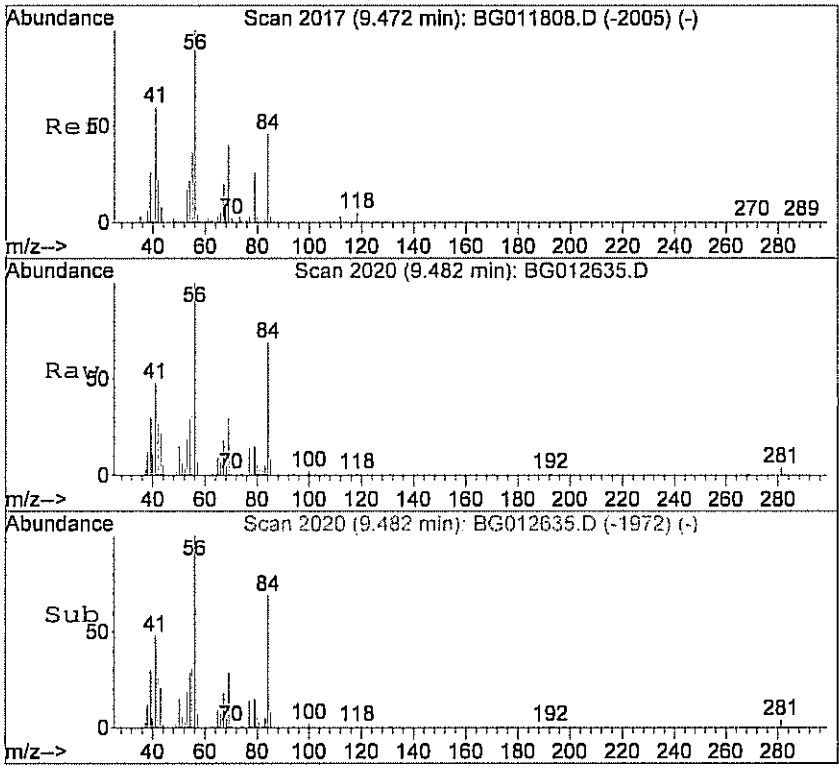

#32
Cyclohexane
Concen: 0.83 ppb
RT: 9.48 min Scan# 2020
Delta R.T. 0.00 min
Lab File: BG012635.D
Acq: 27 Jan 2011 7:29 am

Tgt Ion: 56 Resp: 24753

Ion	Ratio	Lower	Upper
56	100		
41	82.8	40.6	80.6#
84	91.4	31.3	71.3#

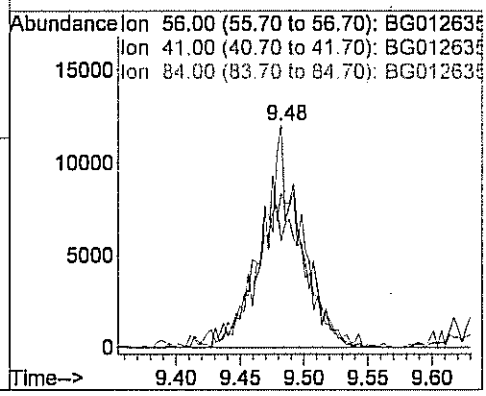

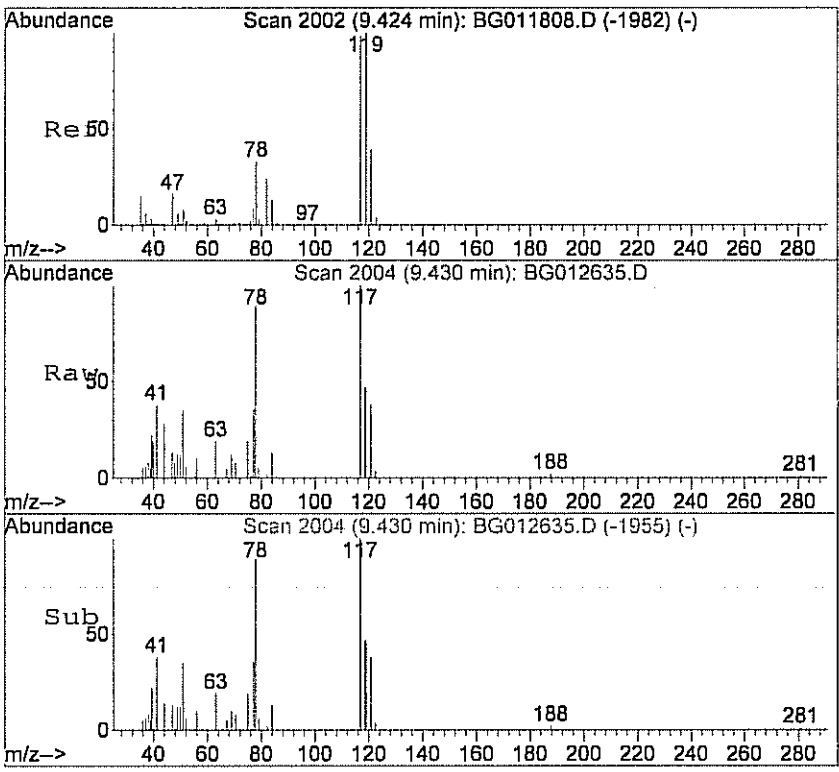

#33
Carbon tetrachloride
Concen: 0.05 ppb
RT: 9.43 min Scan# 2004
Delta R.T. 0.01 min
Lab File: BG012635.D
Acq: 27 Jan 2011 7:29 am

Tgt Ion:117 Resp: 5692

Ion	Ratio	Lower	Upper
117	100		
119	61.2	64.1	104.1#

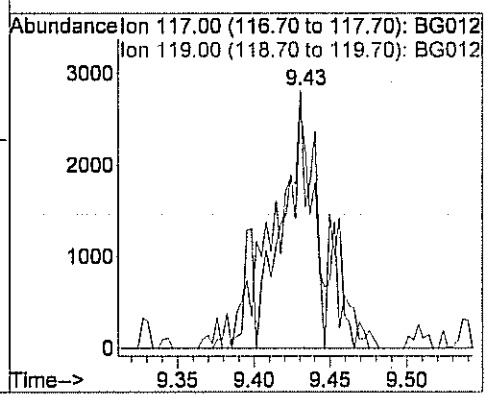

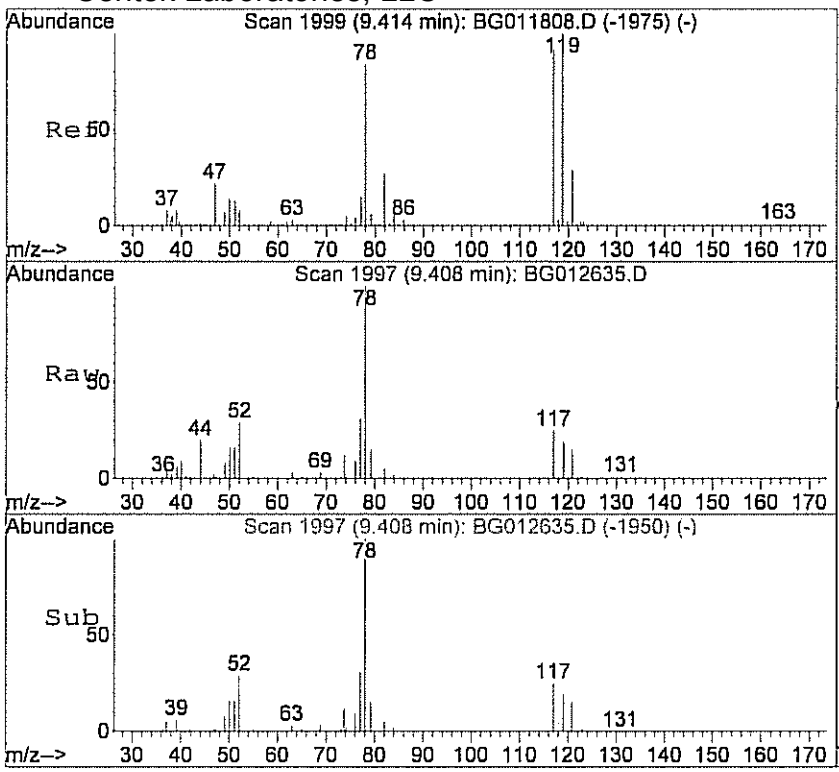

#34
Benzene
Concen: 0.19 ppb
RT: 9.41 min Scan# 1997
Delta R.T. 0.00 min
Lab File: BG012635.D
Acq: 27 Jan 2011 7:29 am

Tgt Ion: 78 Resp: 16403

Ion	Ratio	Lower	Upper
78	100		
77	28.2	2.4	42.4
51	9.8	0.0	38.9

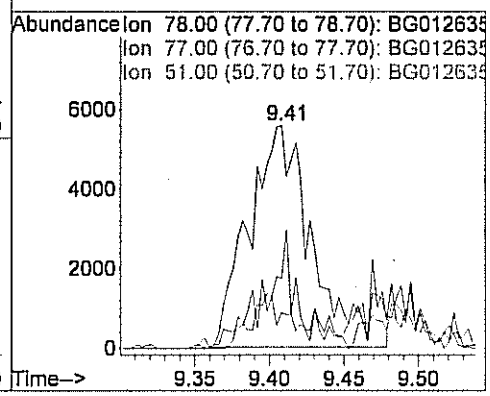

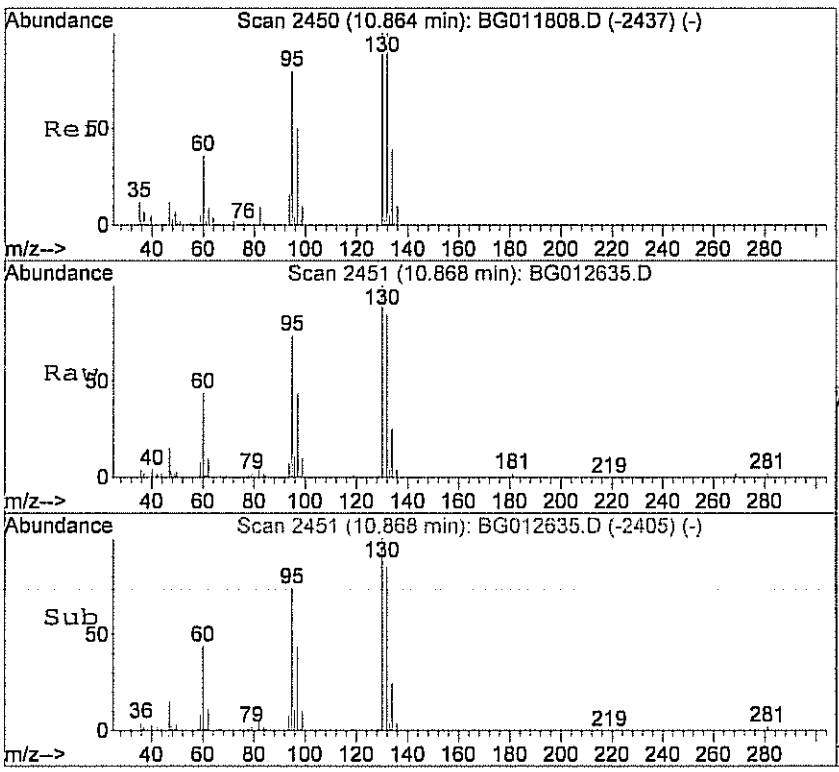

#38
Trichloroethene
Concen: 0.87 ppb
RT: 10.87 min Scan# 2451
Delta R.T. -0.00 min
Lab File: BG012635.D
Acq: 27 Jan 2011 7:29 am

Tgt Ion:130 Resp: 44578

Ion	Ratio	Lower	Upper
130	100		
132	104.3	63.9	103.9#
95	90.7	53.8	93.8

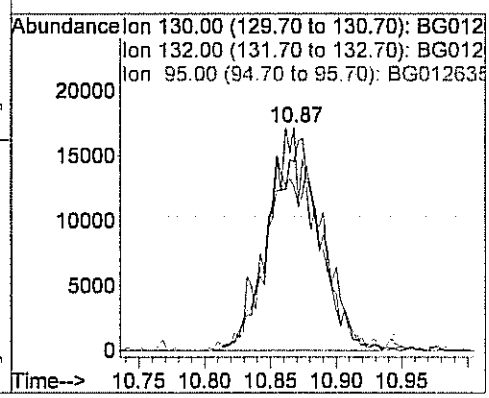

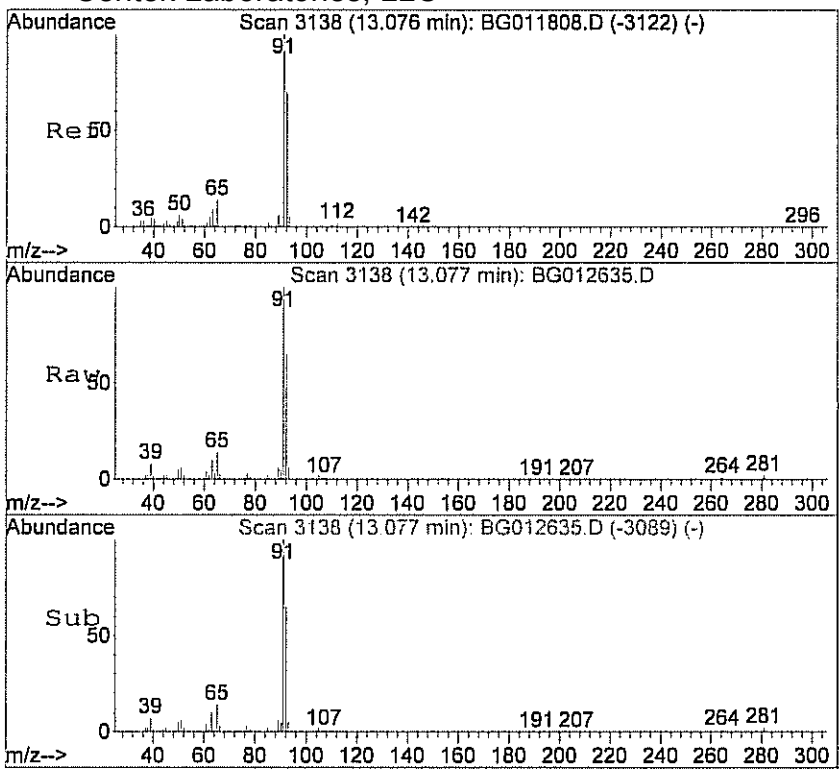

#45
Toluene
Concen: 1.27 ppb m
RT: 13.08 min Scan# 3138
Delta R.T. 0.01 min
Lab File: BG012635.D
Acq: 27 Jan 2011 7:29 am

Tgt Ion: 92 Resp: 46038

Ion	Ratio	Lower	Upper
92	100		
91	165.3	121.5	161.5#

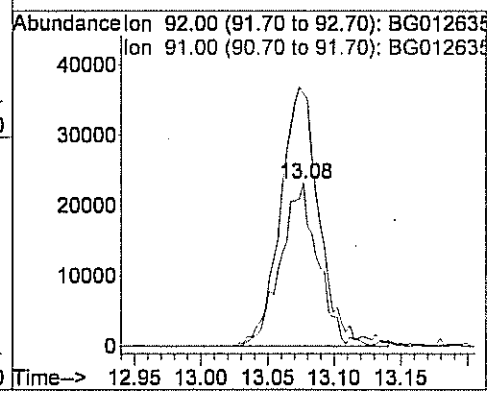

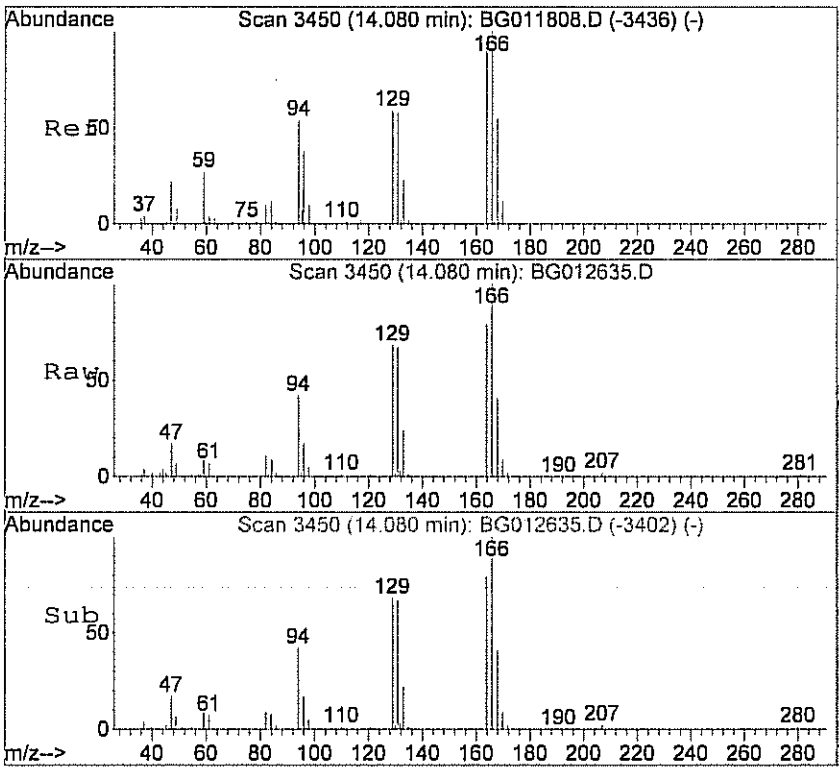

#50
Tetrachloroethylene
Concen: 0.99 ppb
RT: 14.08 min Scan# 3450
Delta R.T. 0.00 min
Lab File: BG012635.D
Acq: 27 Jan 2011 7:29 am

Tgt Ion:164 Resp: 41527

Ion	Ratio	Lower	Upper
164	100		
166	134.0	110.1	150.1

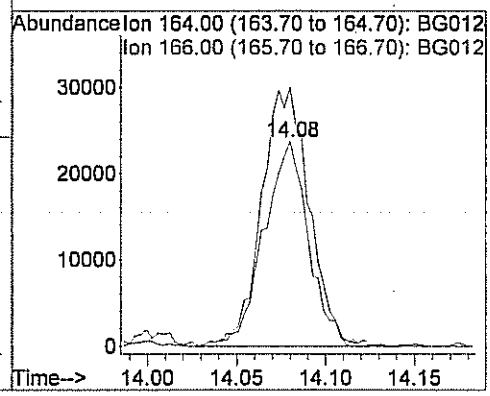

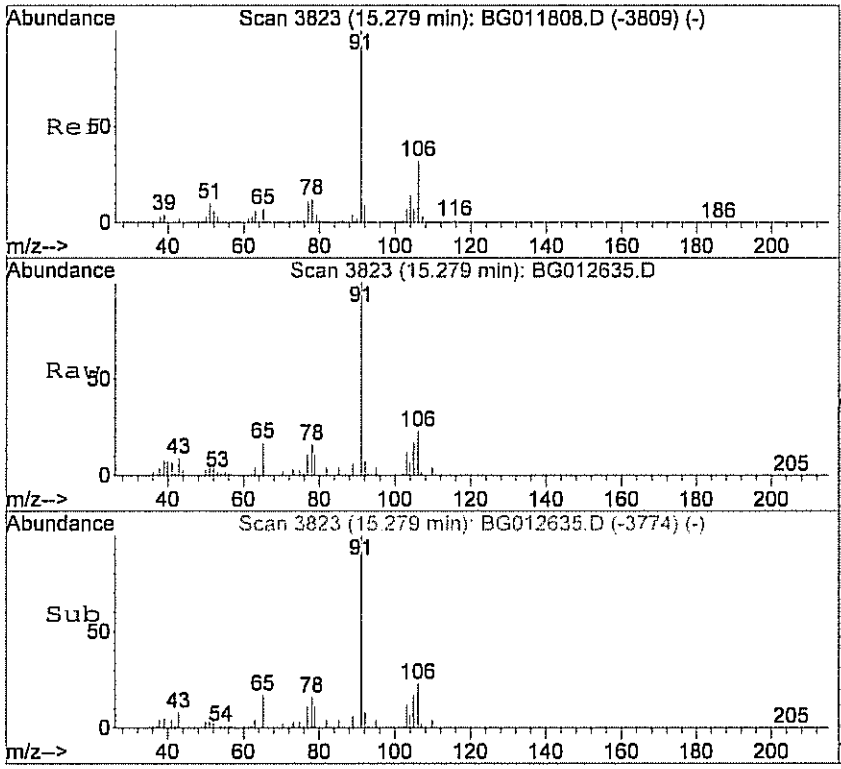

#52
Ethylbenzene
Concen: 0.24 ppb
RT: 15.28 min Scan# 3823
Delta R.T. 0.01 min
Lab File: BG012635.D
Acq: 27 Jan 2011 7:29 am

Tgt Ion: 91 Resp: 13950

Ion	Ratio	Lower	Upper
91	100		
106	36.2	21.0	61.0

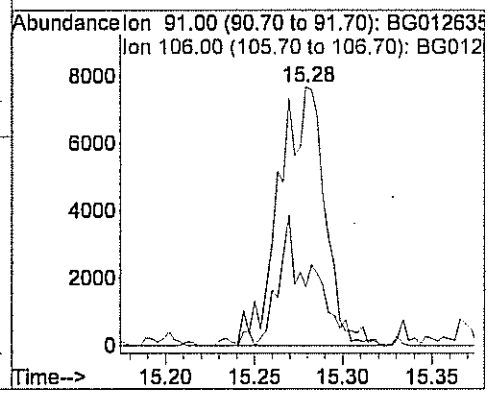

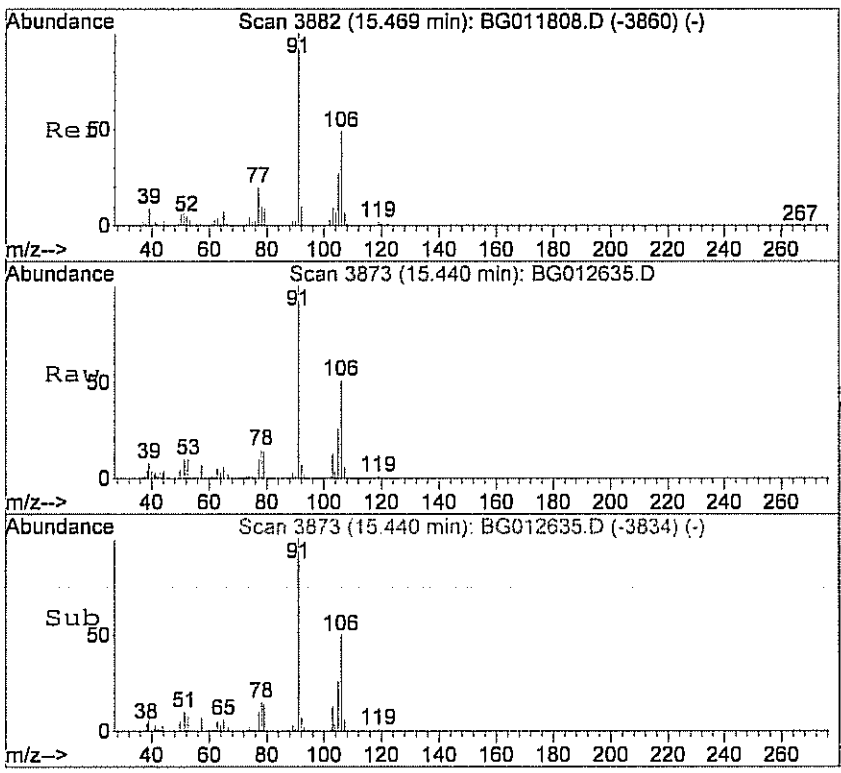

#53
m&p-xylene
Concen: 0.73 ppb
RT: 15.44 min Scan# 3873
Delta R.T. -0.03 min
Lab File: BG012635.D
Acq: 27 Jan 2011 7:29 am

Tgt Ion: 91 Resp: 38860

Ion	Ratio	Lower	Upper
91	100		
106	56.9	34.5	74.5

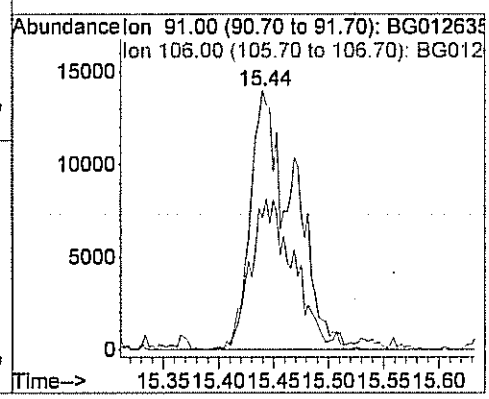

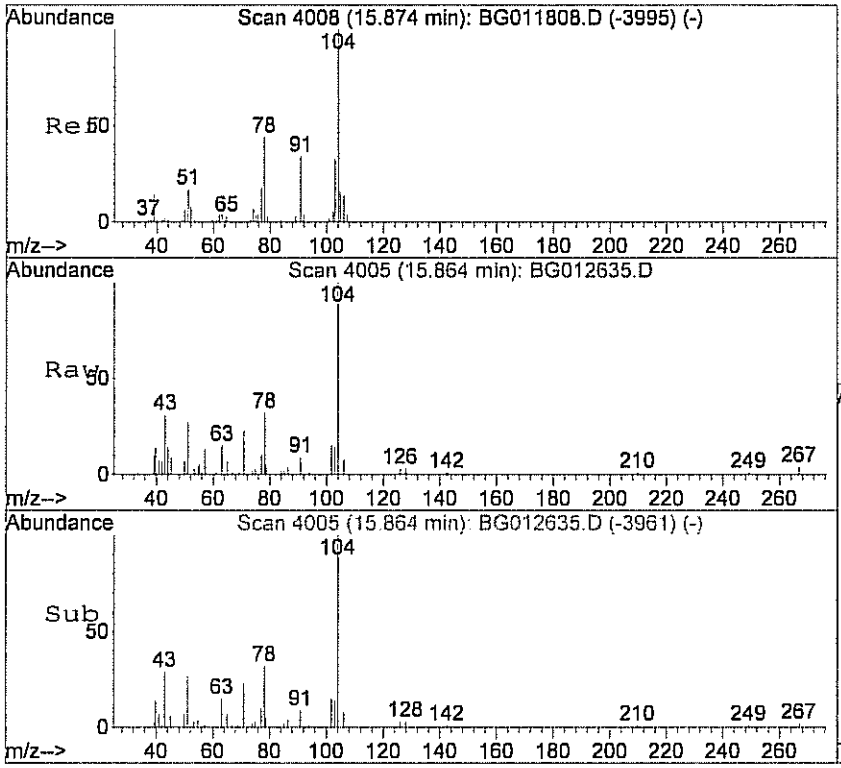

#54
Styrene
Concen: 0.20 ppb
RT: 15.86 min Scan# 4005
Delta R.T. -0.01 min
Lab File: BG012635.D
Acq: 27 Jan 2011 7:29 am

Tgt Ion:104 Resp: 6510

Ion	Ratio	Lower	Upper
104	100		
78	62.5	13.1	53.1#

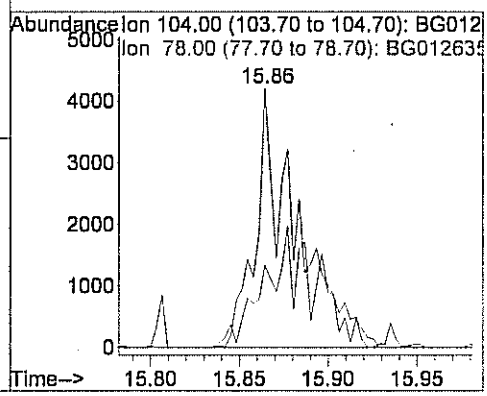

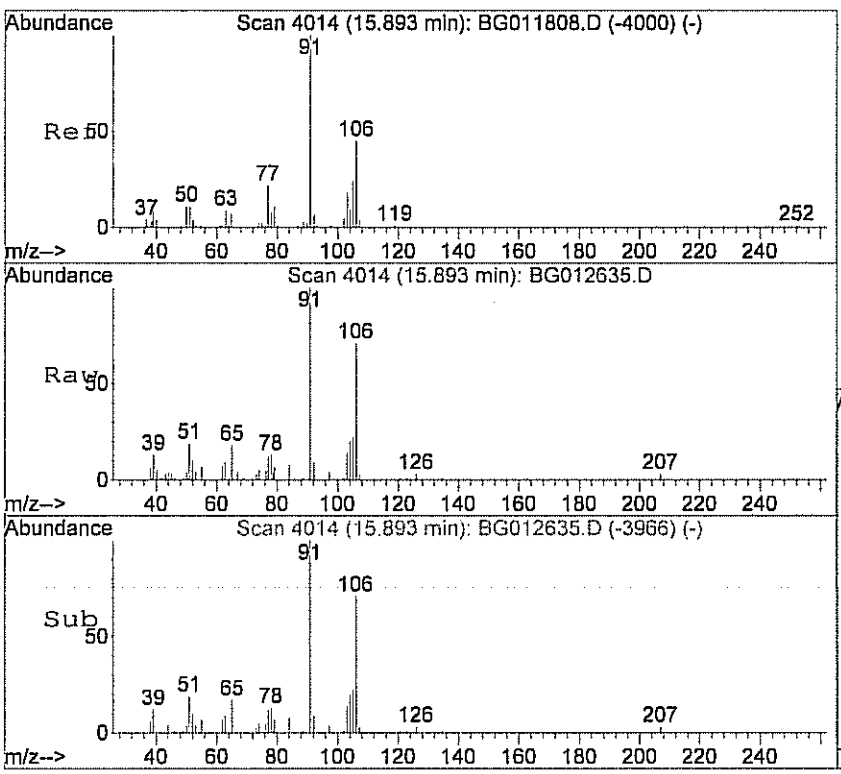

#56
o-xylene
Concen: 0.25 ppb
RT: 15.89 min Scan# 4014
Delta R.T. 0.00 min
Lab File: BG012635.D
Acq: 27 Jan 2011 7:29 am

Tgt Ion: 91 Resp: 14263

Ion	Ratio	Lower	Upper
91	100		
106	62.1	30.8	70.8

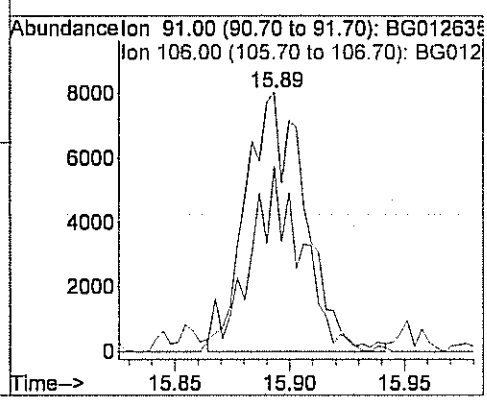

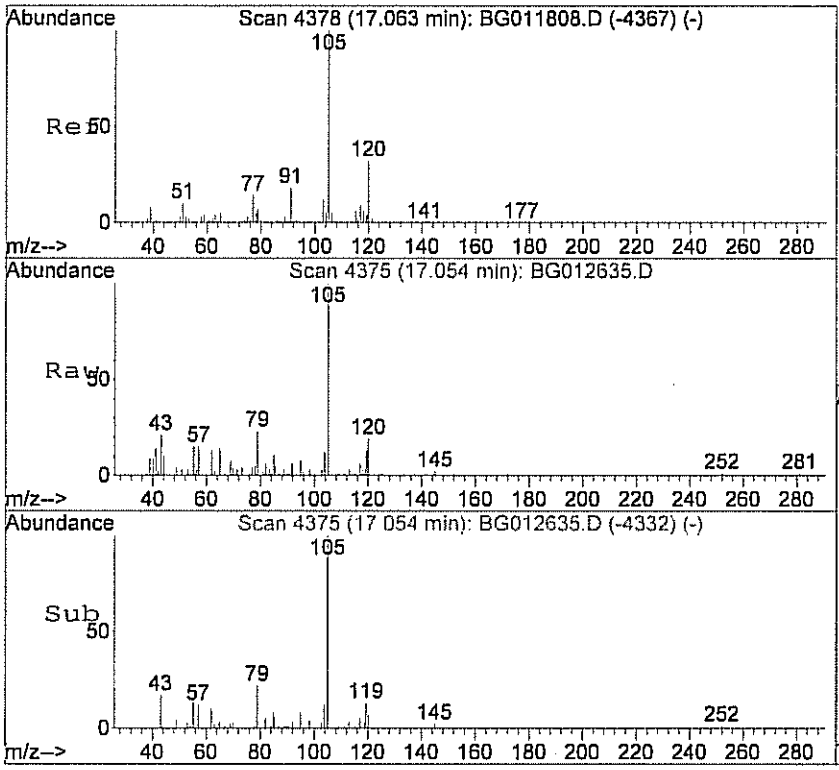

#59
4-ethyltoluene
Concen: 0.16 ppb m
RT: 17.05 min Scan# 4375
Delta R.T. -0.01 min
Lab File: BG012635.D
Acq: 27 Jan 2011 7:29 am

Tgt Ion:105 Resp: 9841

Ion	Ratio	Lower	Upper
105	100		
120	50.4	8.0	48.0#

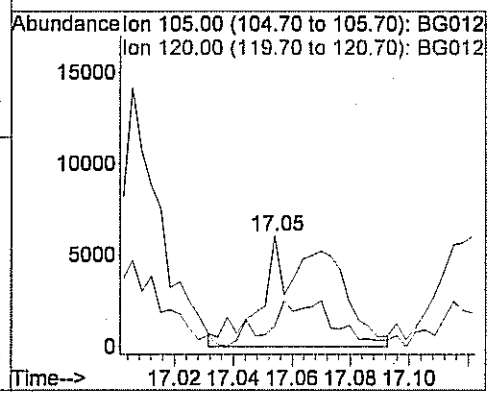

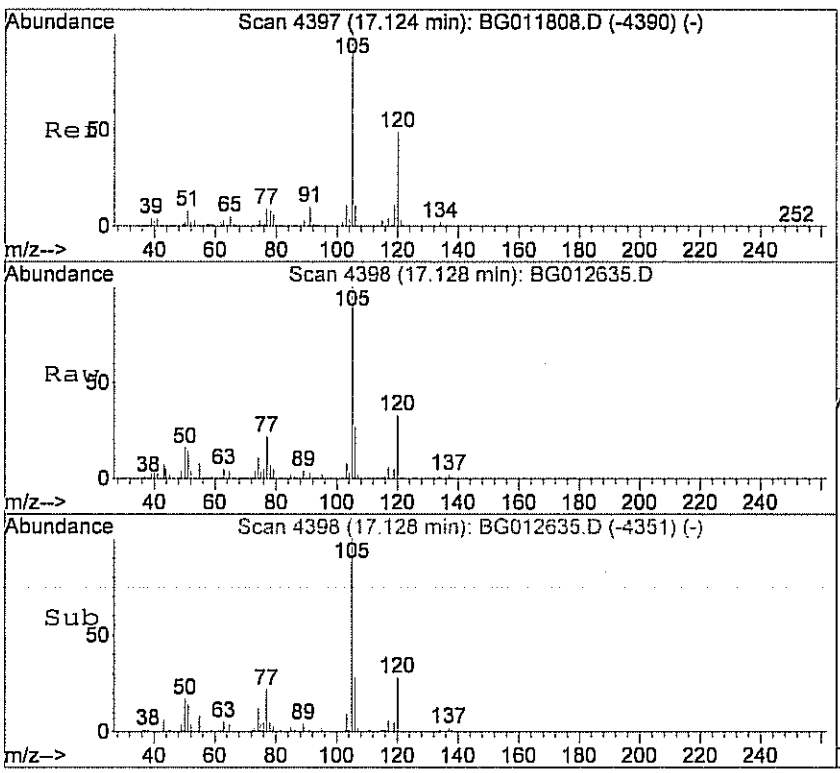

#60
1,3,5-trimethylbenzene
Concen: 0.29 ppb
RT: 17.13 min Scan# 4398
Delta R.T. 0.00 min
Lab File: BG012635.D
Acq: 27 Jan 2011 7:29 am

Tgt Ion:105 Resp: 14892

Ion	Ratio	Lower	Upper
105	100		
120	33.3	27.9	67.9

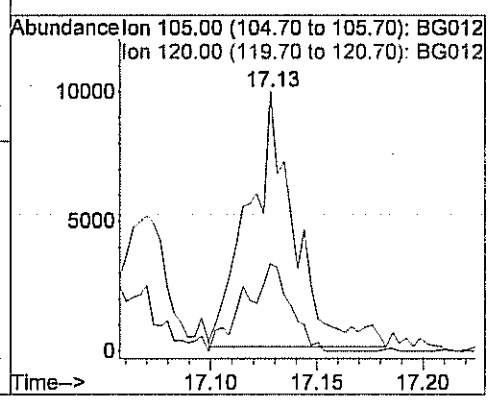

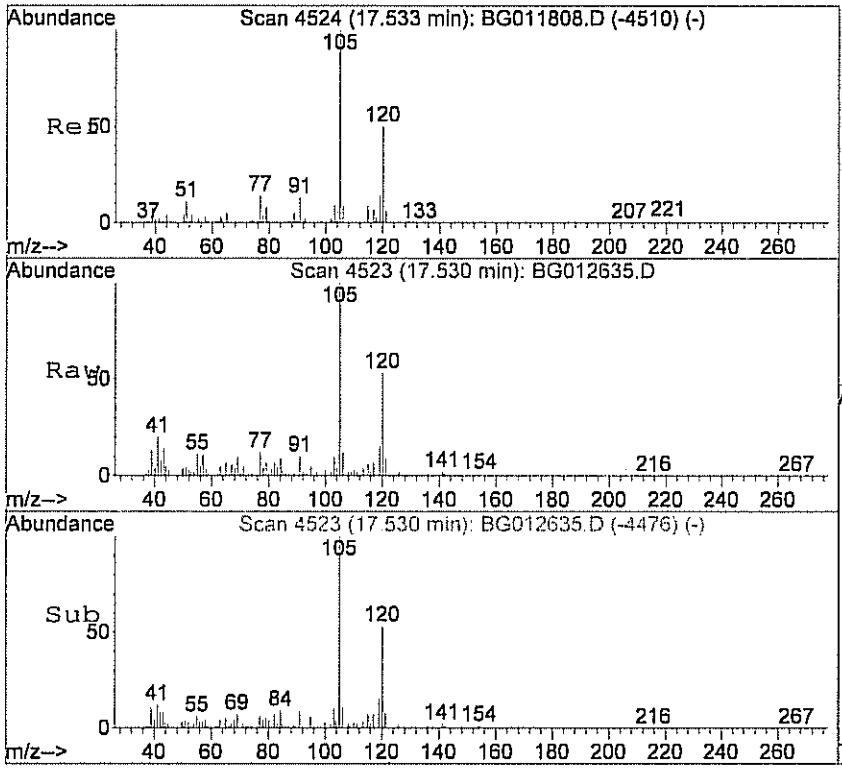

#61
1,2,4-trimethylbenzene
Concen: 1.10 ppb
RT: 17.53 min Scan# 4523
Delta R.T. 0.00 min
Lab File: BG012635.D
Acq: 27 Jan 2011 7:29 am

Tgt Ion:105 Resp: 37494

Ion	Ratio	Lower	Upper
105	100		
120	54.7	52.0	92.0

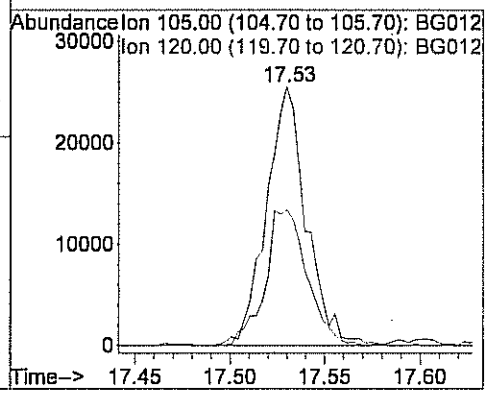

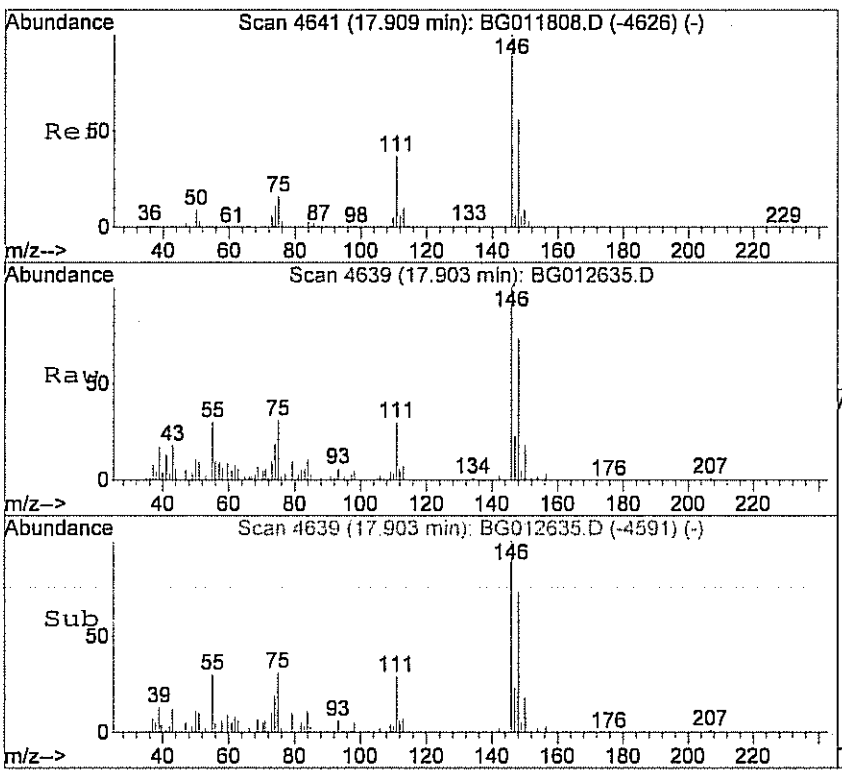

#64
1,4-dichlorobenzene
Concen: 0.38 ppb
RT: 17.90 min Scan# 4639
Delta R.T. 0.00 min
Lab File: BG012635.D
Acq: 27 Jan 2011 7:29 am

Tgt Ion:146 Resp: 15444

Ion	Ratio	Lower	Upper
146	100		
148	69.8	35.1	75.1
111	43.1	12.4	52.4

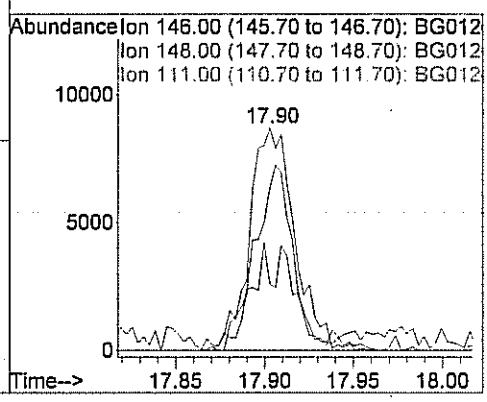

Quantitation Report (QT Reviewed)

Data File : C:\MSDCHEM\1\DATA\BG012832.D Vial: 27
Acq On : 29 Jan 2011 6:21 am Operator: LL
Sample : C1101035-006A 8X Inst : MSD #2
Misc : 1ugm3 & 0.25TCE,CT,VNCL Sample Multiplr: 1.00
MS Integration Params: RTEINT.P
Quant Time: Jan 29 06:42:52 2011 Quant Results File: B118_1UG.RES

Quant Method : C:\MSDCHEM\1\METHODS\B118_1UG.M (RTE Integrator)
Title : TO-15 VOA Standards for 5 point calibration
Last Update : Wed Jan 26 14:01:48 2011
Response via : Initial Calibration
DataAcq Meth : B118_1UG

Internal Standards	R.T.	QIon	Response	Conc	Units	Dev(Min)
1) Bromochloromethane	7.87	128	15712	1.00	ppb	0.00
30) 1,4-difluorobenzene	10.20	114	37408	1.00	ppb	0.02
44) Chlorobenzene-d5	14.97	117	37873	1.00	ppb	0.00
System Monitoring Compounds						
57) Bromofluorobenzene	16.51	95	18423	0.91	ppb	-0.01
Spiked Amount 1.000	Range 70 - 130		Recovery = 91.00%			
Target Compounds						Qvalue
12) Acetone	4.67	58	10366m	0.98	ppb	
13) Isopropyl alcohol	4.67	45	457279m	23.89	ppb	
15) Freon 113	5.11	101	16589	0.27	ppb #	71
16) Methylene chloride	5.36	84	304366	12.61	ppb	86
28) Tetrahydrofuran	8.63	42	5851m	0.95	ppb	
31) 1,1,1-trichloroethane	8.80	97	19121	0.30	ppb	83

(#) = qualifier out of range (m) = manual integration (+) = signals summed

Quantitation Report (QT Reviewed)

Data File : C:\MSDCHEM\1\DATA\BG012832.D Vial: 27
Acq On : 29 Jan 2011 6:21 am Operator: LL
Sample : C1101035-006A 8X Inst : MSD #2
Misc : 1ugm3 & 0.25TCE,CT,VNCL Sample Multiplr: 1.00
MS Integration Params: RTEINT.P
Quant Time: Jan 31 15:50 2011 Quant Results File: B118_1UG.RES

Method : C:\MSDCHEM\1\METHODS\B118_1UG.M (RTE Integrator)
Title : TO-15 VOA Standards for 5 point calibration
Last Update : Tue Feb 01 16:05:43 2011
Response via : Initial Calibration

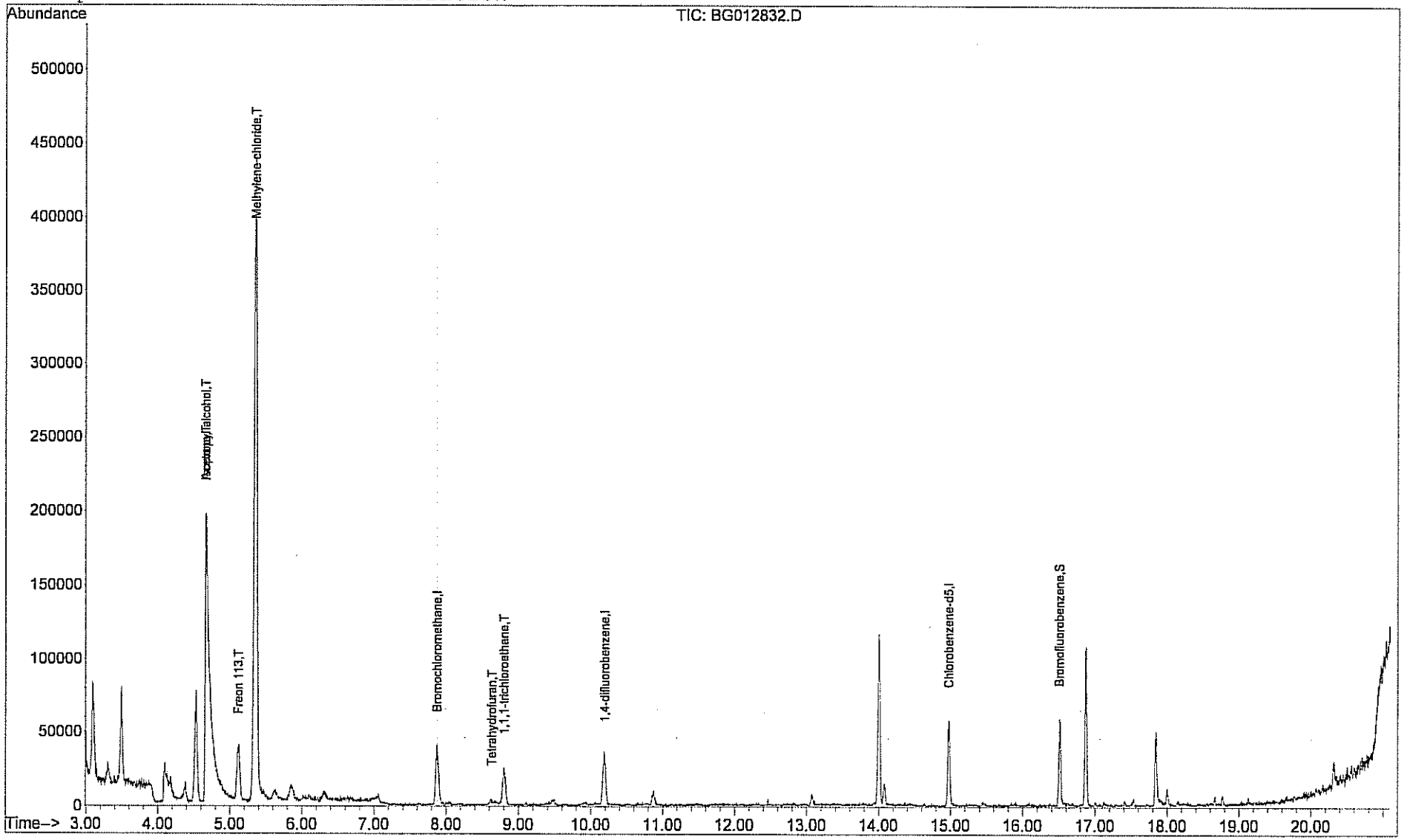

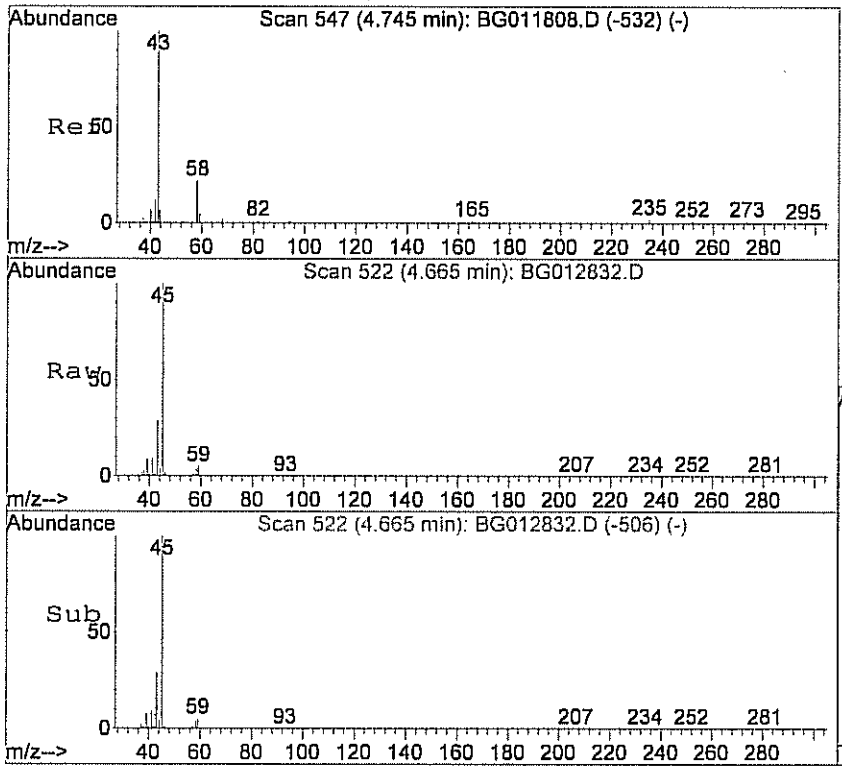

#12
Acetone
Concen: 0.98 ppb m
RT: 4.67 min Scan# 522
Delta R.T. -0.10 min
Lab File: BG012832.D
Acq: 29 Jan 2011 6:21 am

Tgt Ion: 58 Resp: 10366

Ion	Ratio	Lower	Upper
58	100		
43	0.0	148.4	208.4#

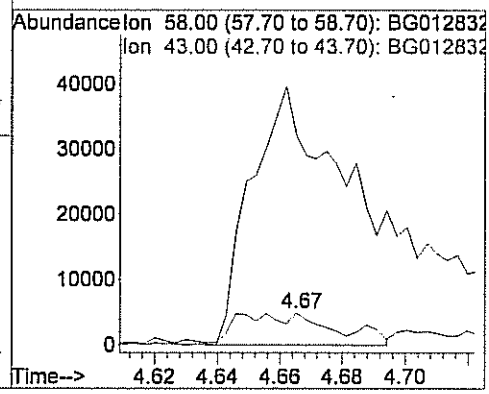

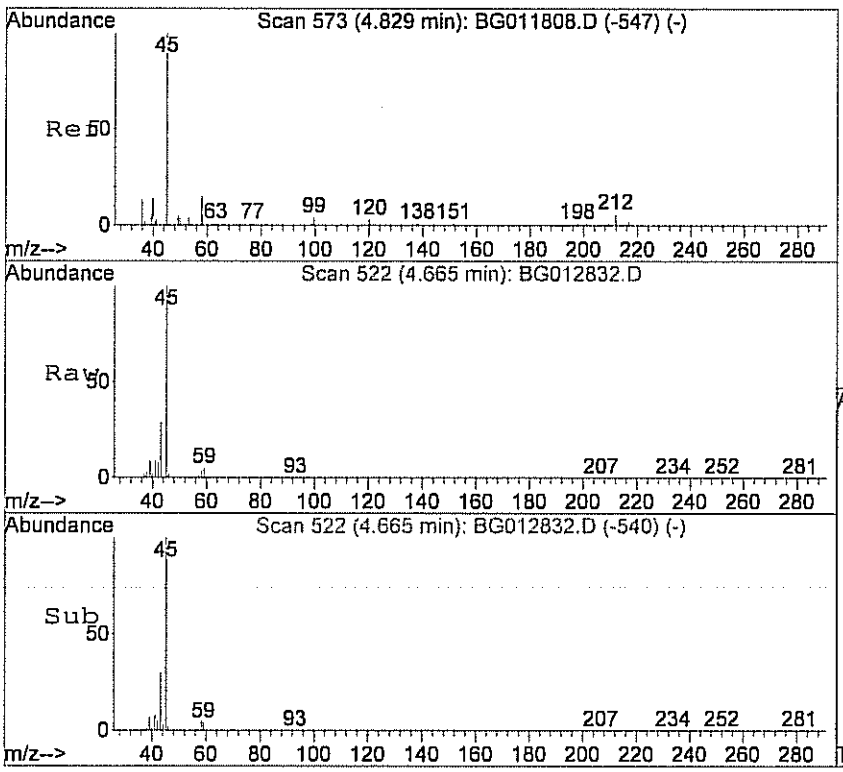

#13
Isopropyl alcohol
Concen: 23.89 ppb m
RT: 4.67 min Scan# 522
Delta R.T. -0.21 min
Lab File: BG012832.D
Acq: 29 Jan 2011 6:21 am

Tgt Ion: 45 Resp: 457279

Ion	Ratio	Lower	Upper
45	100		
43	0.0	6.2	46.2#

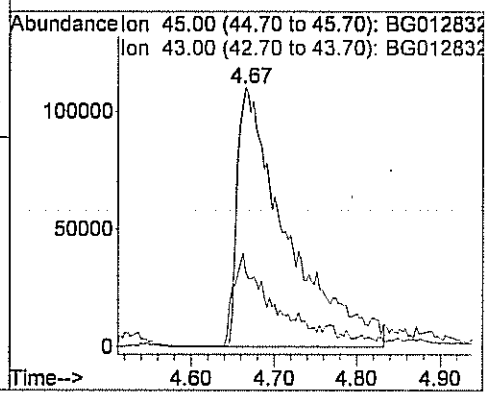

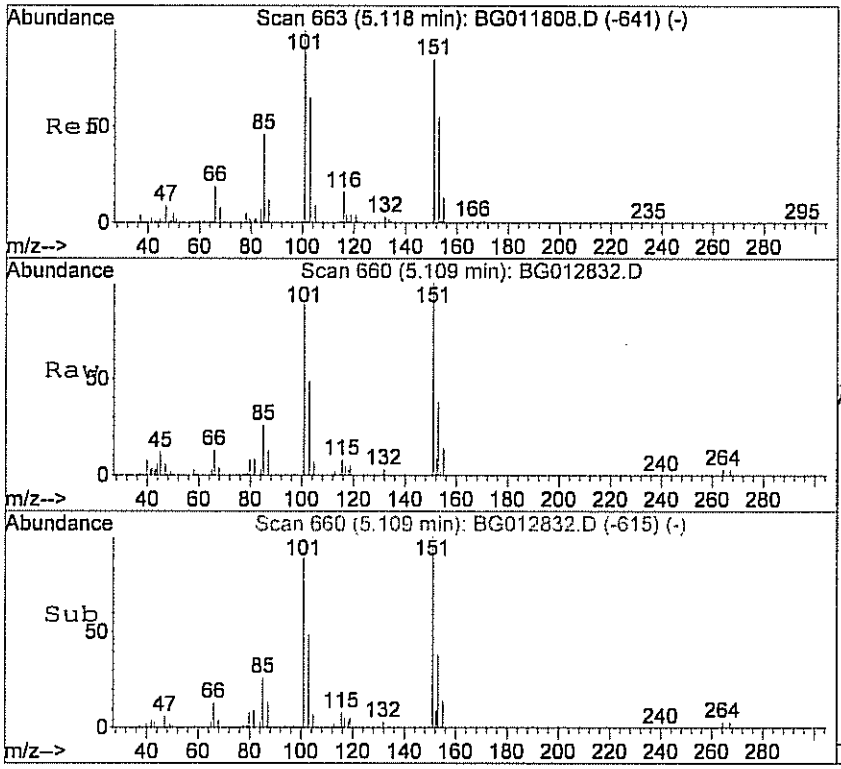

#15
Freon 113
Concen: 0.27 ppb
RT: 5.11 min Scan# 660
Delta R.T. -0.01 min
Lab File: BG012832.D
Acq: 29 Jan 2011 6:21 am

Tgt Ion:101 Resp: 16589

Ion	Ratio	Lower	Upper
101	100		
103	60.8	30.6	70.6
151	118.6	64.0	104.0#

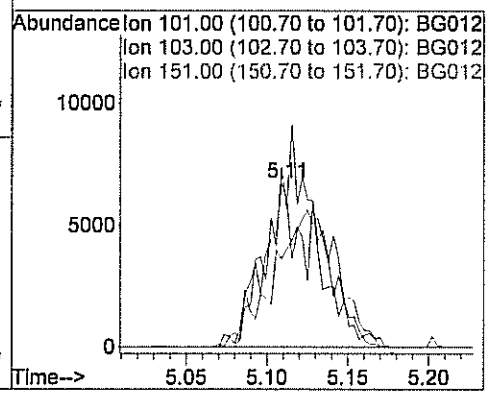

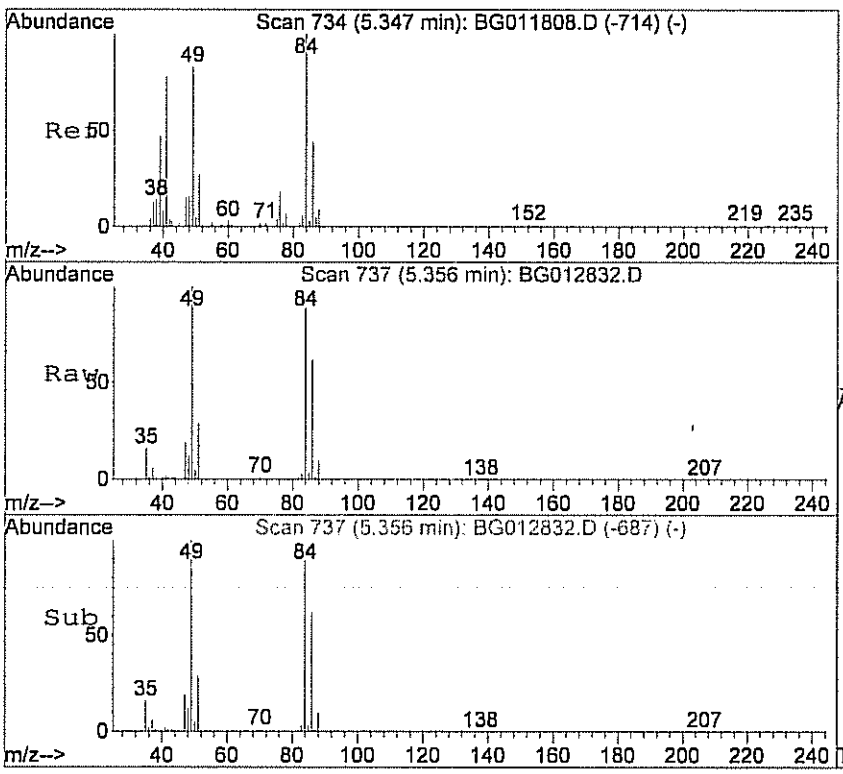

#16
Methylene chloride
Concen: 12.61 ppb
RT: 5.36 min Scan# 737
Delta R.T. 0.01 min
Lab File: BG012832.D
Acq: 29 Jan 2011 6:21 am

Tgt Ion: 84 Resp: 304366

Ion	Ratio	Lower	Upper
84	100		
49	115.2	82.7	122.7
86	67.4	35.7	75.7

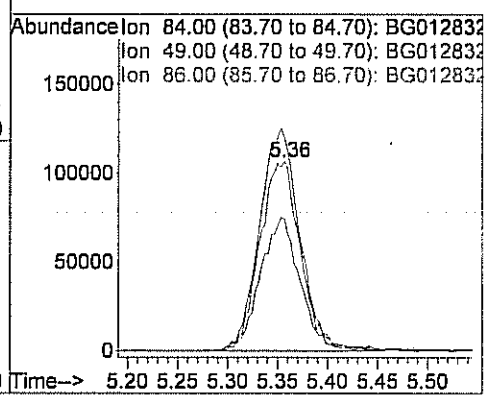

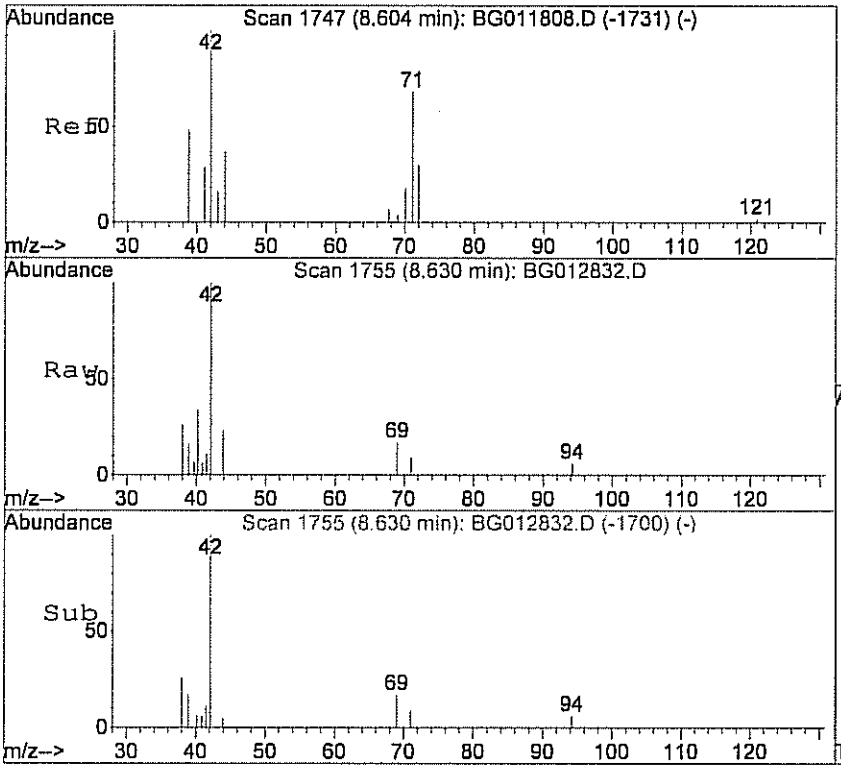

#28
Tetrahydrofuran
Concen: 0.95 ppb m
RT: 8.63 min Scan# 1755
Delta R.T. 0.03 min
Lab File: BG012832.D
Acq: 29 Jan 2011 6:21 am

Tgt Ion: 42 Resp: 5851

Ion	Ratio	Lower	Upper
42	100		
71	2.8	9.8	49.8#
72	1.7	0.0	30.6

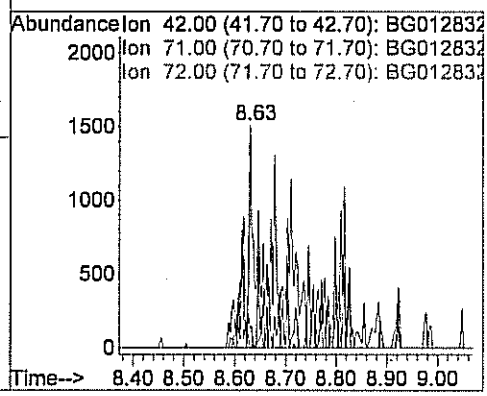

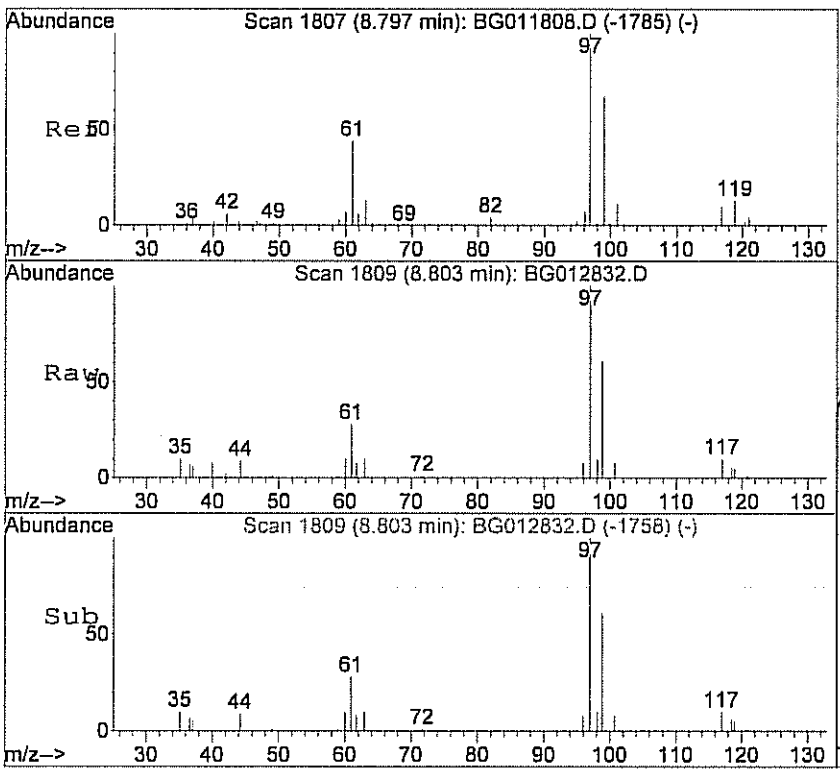

#31
1,1,1-trichloroethane
Concen: 0.30 ppb
RT: 8.80 min Scan# 1809
Delta R.T. 0.01 min
Lab File: BG012832.D
Acq: 29 Jan 2011 6:21 am

Tgt Ion: 97 Resp: 19121

Ion	Ratio	Lower	Upper
97	100		
99	69.3	36.9	76.9

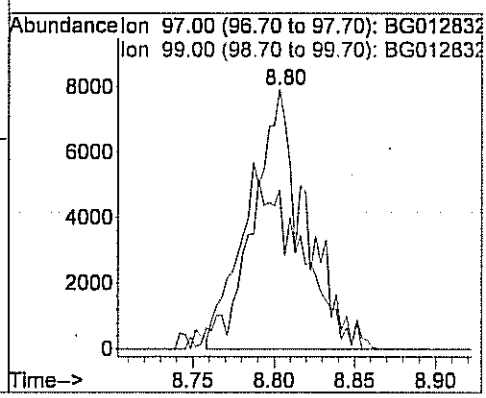

Quantitation Report (QT Reviewed)

Data File : C:\MSDCHEM\1\DATA\BG012833.D Vial: 27
Acq On : 29 Jan 2011 6:56 am Operator: LL
Sample : C1101035-006A 320X Inst : MSD #2
Misc : 1ugm3 & 0.25TCE,CT,VNCL Sample Multiplr: 1.00
MS Integration Params: RTEINT.P
Quant Time: Jan 29 07:17:53 2011 Quant Results File: B118_1UG.RES

Quant Method : C:\MSDCHEM\1\METHODS\B118_1UG.M (RTE Integrator)
Title : TO-15 VOA Standards for 5 point calibration
Last Update : Wed Jan 26 14:01:48 2011
Response via : Initial Calibration
DataAcq Meth : B118_1UG

Internal Standards	R.T.	QIon	Response	Conc	Units	Dev(Min)
1) Bromochloromethane	7.89	128	15101	1.00	ppb	0.02
30) 1,4-difluorobenzene	10.20	114	34471	1.00	ppb	0.02
44) Chlorobenzene-d5	14.98	117	40245	1.00	ppb	0.00
System Monitoring Compounds						
57) Bromofluorobenzene	16.51	95	16398	0.76	ppb	0.00
Spiked Amount 1.000	Range 70 - 130		Recovery = 76.00%			
Target Compounds						Qvalue
13) Isopropyl alcohol	4.88	45	22660m	1.23	ppb	
16) Methylene chloride	5.38	84	12811	0.55	ppb	# 81

(#) = qualifier out of range (m) = manual integration (+) = signals summed

Quantitation Report (QT Reviewed)

Data File : C:\MSDCHEM\1\DATA\BG012833.D Vial: 27
Acq On : 29 Jan 2011 6:56 am Operator: LL
Sample : C1101035-006A 320X Inst : MSD #2
Misc : 1ugm3 & 0.25TCE,CT,VNCL Sample Multiplr: 1.00
MS Integration Params: RTEINT.P
Quant Time: Jan 31 15:54 2011 Quant Results File: B118_1UG.RES

Method : C:\MSDCHEM\1\METHODS\B118_1UG.M (RTE Integrator)
Title : TO-15 VOA Standards for 5 point calibration
Last Update : Tue Feb 01 16:05:43 2011
Response via : Initial Calibration

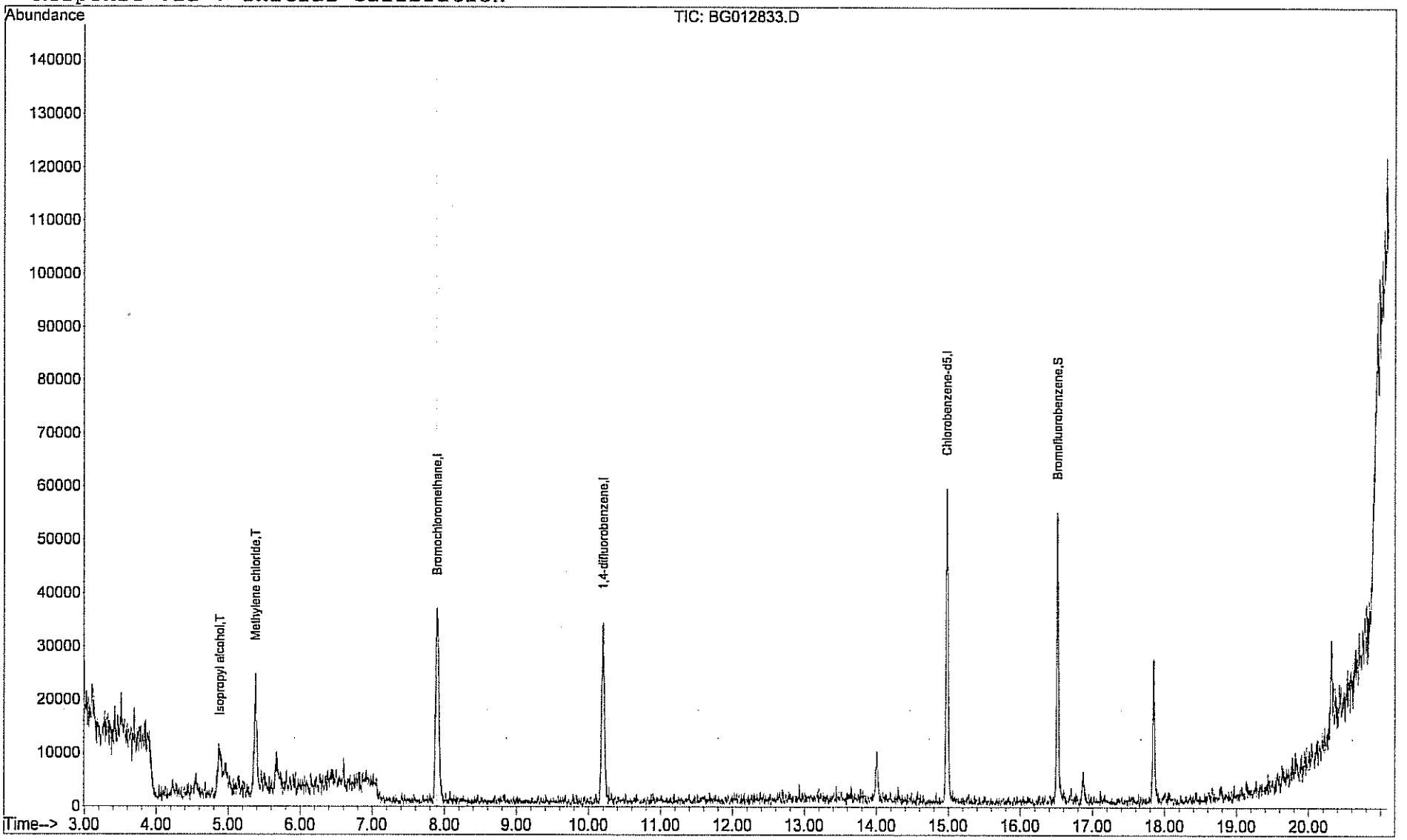

Centek Laboratories, LLC

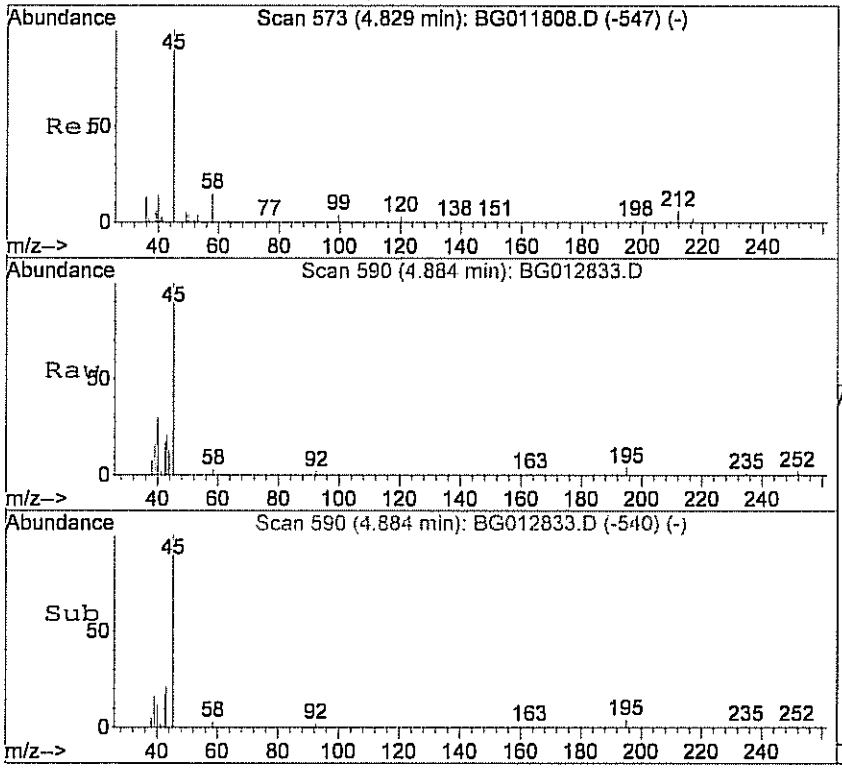

#13
Isopropyl alcohol
Concen: 1.23 ppb m
RT: 4.88 min Scan# 590
Delta R.T. 0.01 min
Lab File: BG012833.D
Acq: 29 Jan 2011 6:56 am

Tgt Ion: 45 Resp: 22660

Ion	Ratio	Lower	Upper
45	100		
43	2.6	6.2	46.2#

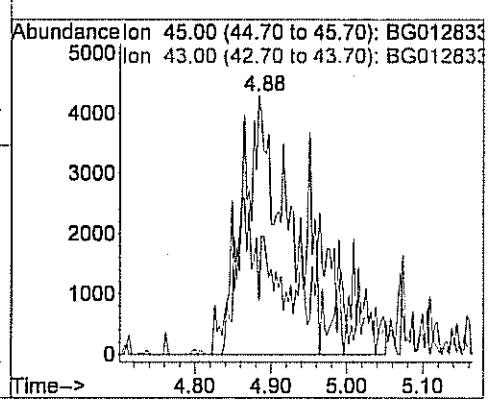

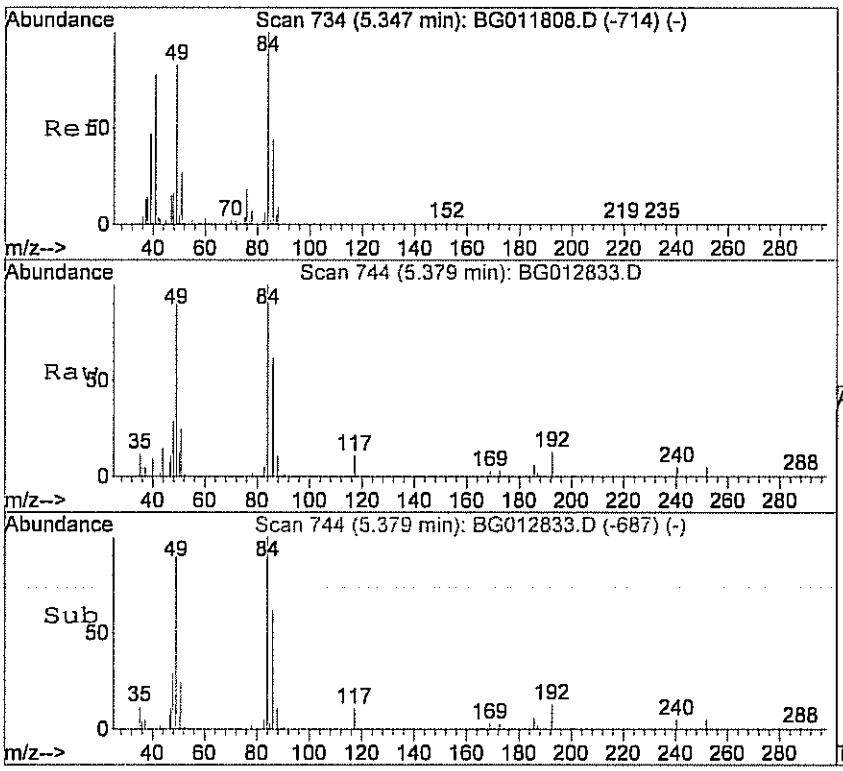

#16
Methylene chloride
Concen: 0.55 ppb
RT: 5.38 min Scan# 744
Delta R.T. 0.03 min
Lab File: BG012833.D
Acq: 29 Jan 2011 6:56 am

Tgt Ion: 84 Resp: 12811

Ion	Ratio	Lower	Upper
84	100		
49	79.8	82.7	122.7#
86	47.1	35.7	75.7

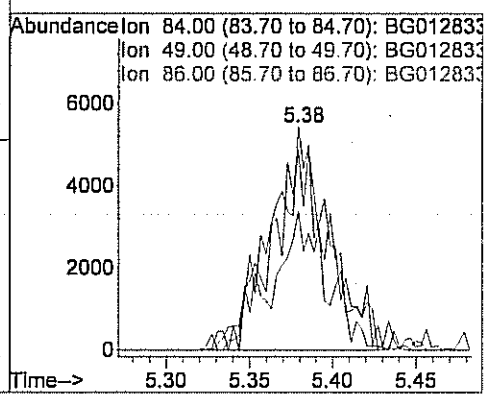

Centek Laboratories, LLC

Date: *22-Feb-11*

CLIENT:	Arcadis	**Client Sample ID:**	IA-VMP 6A
Lab Order:	C1101035	**Tag Number:**	191,69
Project:	Lockheed Martin NJ001014.0001	**Collection Date:**	1/24/2011
Lab ID:	C1101035-007A	**Matrix:**	AIR

Analyses	Result	**Limit	Qual	Units	DF	Date Analyzed
FIELD PARAMETERS		FLD				Analyst:
Lab Vacuum In	-12			"Hg		1/26/2011
Lab Vacuum Out	-30			"Hg		1/26/2011
1UG/M3 W/ 0.25UG/M3 CT-TCE-VC		TO-15				Analyst: LL
1,1,1-Trichloroethane	< 0.15	0.15		ppbV	1	1/26/2011 6:11:00 PM
1,1,2,2-Tetrachloroethane	< 0.15	0.15		ppbV	1	1/26/2011 6:11:00 PM
1,1,2-Trichloroethane	< 0.15	0.15		ppbV	1	1/26/2011 6:11:00 PM
1,1-Dichloroethane	< 0.15	0.15		ppbV	1	1/26/2011 6:11:00 PM
1,1-Dichloroethene	< 0.15	0.15		ppbV	1	1/26/2011 6:11:00 PM
1,2,4-Trichlorobenzene	< 0.15	0.15		ppbV	1	1/26/2011 6:11:00 PM
1,2,4-Trimethylbenzene	0.49	0.15		ppbV	1	1/26/2011 6:11:00 PM
1,2-Dibromoethane	< 0.15	0.15		ppbV	1	1/26/2011 6:11:00 PM
1,2-Dichlorobenzene	< 0.15	0.15		ppbV	1	1/26/2011 6:11:00 PM
1,2-Dichloroethane	< 0.15	0.15		ppbV	1	1/26/2011 6:11:00 PM
1,2-Dichloropropane	< 0.15	0.15		ppbV	1	1/26/2011 6:11:00 PM
1,3,5-Trimethylbenzene	0.12	0.15	J	ppbV	1	1/26/2011 6:11:00 PM
1,3-butadiene	< 0.15	0.15		ppbV	1	1/26/2011 6:11:00 PM
1,3-Dichlorobenzene	< 0.15	0.15		ppbV	1	1/26/2011 6:11:00 PM
1,4-Dichlorobenzene	0.51	0.15		ppbV	1	1/26/2011 6:11:00 PM
1,4-Dioxane	< 0.30	0.30		ppbV	1	1/26/2011 6:11:00 PM
2,2,4-trimethylpentane	< 0.15	0.15		ppbV	1	1/26/2011 6:11:00 PM
4-ethyltoluene	< 0.15	0.15		ppbV	1	1/26/2011 6:11:00 PM
Acetone	9.6	2.4		ppbV	8	1/28/2011 3:01:00 AM
Allyl chloride	< 0.15	0.15		ppbV	1	1/26/2011 6:11:00 PM
Benzene	0.32	0.15		ppbV	1	1/26/2011 6:11:00 PM
Benzyl chloride	< 0.15	0.15		ppbV	1	1/26/2011 6:11:00 PM
Bromodichloromethane	< 0.15	0.15		ppbV	1	1/26/2011 6:11:00 PM
Bromoform	< 0.15	0.15		ppbV	1	1/26/2011 6:11:00 PM
Bromomethane	< 0.15	0.15		ppbV	1	1/26/2011 6:11:00 PM
Carbon disulfide	0.13	0.15	J	ppbV	1	1/26/2011 6:11:00 PM
Carbon tetrachloride	0.050	0.040		ppbV	1	1/26/2011 6:11:00 PM
Chlorobenzene	< 0.15	0.15		ppbV	1	1/26/2011 6:11:00 PM
Chloroethane	< 0.15	0.15		ppbV	1	1/26/2011 6:11:00 PM
Chloroform	< 0.15	0.15		ppbV	1	1/26/2011 6:11:00 PM
Chloromethane	0.28	0.15		ppbV	1	1/26/2011 6:11:00 PM
cis-1,2-Dichloroethene	< 0.15	0.15		ppbV	1	1/26/2011 6:11:00 PM
cis-1,3-Dichloropropene	< 0.15	0.15		ppbV	1	1/26/2011 6:11:00 PM
Cyclohexane	1.7	0.15		ppbV	1	1/26/2011 6:11:00 PM
Dibromochloromethane	< 0.15	0.15		ppbV	1	1/26/2011 6:11:00 PM
Ethyl acetate	< 0.25	0.25		ppbV	1	1/26/2011 6:11:00 PM

Qualifiers:

**	Reporting Limit	.	Results reported are not blank corrected
B	Analyte detected in the associated Method Blank	E	Value above quantitation range
H	Holding times for preparation or analysis exceeded	J	Analyte detected at or below quantitation limits
JN	Non-routine analyte. Quantitation estimated.	ND	Not Detected at the Reporting Limit
S	Spike Recovery outside accepted recovery limits		

Centek Laboratories, LLC

Date: *22-Feb-11*

CLIENT:	Arcadis	**Client Sample ID:**	IA-VMP 6A
Lab Order:	C1101035	**Tag Number:**	191,69
Project:	Lockheed Martin NJ001014.0001	**Collection Date:**	1/24/2011
Lab ID:	C1101035-007A	**Matrix:**	AIR

Analyses	Result	**Limit	Qual	Units	DF	Date Analyzed
1UG/M3 W/ 0.25UG/M3 CT-TCE-VC		TO-15				Analyst: LL
Ethylbenzene	0.15	0.15		ppbV	1	1/26/2011 6:11:00 PM
Freon 11	0.20	0.15		ppbV	1	1/26/2011 6:11:00 PM
Freon 113	< 0.15	0.15		ppbV	1	1/26/2011 6:11:00 PM
Freon 114	< 0.15	0.15		ppbV	1	1/26/2011 6:11:00 PM
Freon 12	0.38	0.15		ppbV	1	1/26/2011 6:11:00 PM
Heptane	0.60	0.15		ppbV	1	1/26/2011 6:11:00 PM
Hexachloro-1,3-butadiene	< 0.15	0.15		ppbV	1	1/26/2011 6:11:00 PM
Hexane	0.72	0.15		ppbV	1	1/26/2011 6:11:00 PM
Isopropyl alcohol	540	48		ppbV	320	1/28/2011 2:27:00 AM
m&p-Xylene	0.46	0.30		ppbV	1	1/26/2011 6:11:00 PM
Methyl Butyl Ketone	< 0.30	0.30		ppbV	1	1/26/2011 6:11:00 PM
Methyl Ethyl Ketone	1.2	0.30		ppbV	1	1/26/2011 6:11:00 PM
Methyl Isobutyl Ketone	< 0.30	0.30		ppbV	1	1/26/2011 6:11:00 PM
Methyl tert-butyl ether	< 0.15	0.15		ppbV	1	1/26/2011 6:11:00 PM
Methylene chloride	230	48		ppbV	320	1/28/2011 2:27:00 AM
o-Xylene	0.18	0.15		ppbV	1	1/26/2011 6:11:00 PM
Propylene	< 0.15	0.15		ppbV	1	1/26/2011 6:11:00 PM
Styrene	0.17	0.15		ppbV	1	1/26/2011 6:11:00 PM
Tetrachloroethylene	< 0.15	0.15		ppbV	1	1/26/2011 6:11:00 PM
Tetrahydrofuran	13	1.2		ppbV	8	1/28/2011 3:01:00 AM
Toluene	1.4	0.15		ppbV	1	1/26/2011 6:11:00 PM
trans-1,2-Dichloroethene	0.14	0.15	J	ppbV	1	1/26/2011 6:11:00 PM
trans-1,3-Dichloropropene	< 0.15	0.15		ppbV	1	1/26/2011 6:11:00 PM
Trichloroethene	0.11	0.040		ppbV	1	1/26/2011 6:11:00 PM
Vinyl acetate	1.2	0.15		ppbV	1	1/26/2011 6:11:00 PM
Vinyl Bromide	< 0.15	0.15		ppbV	1	1/26/2011 6:11:00 PM
Vinyl chloride	< 0.040	0.040		ppbV	1	1/26/2011 6:11:00 PM
Surr: Bromofluorobenzene	90.0	70-130		%REC	1	1/26/2011 6:11:00 PM

Qualifiers:			
	**	Reporting Limit	. Results reported are not blank corrected
	B	Analyte detected in the associated Method Blank	E Value above quantitation range
	H	Holding times for preparation or analysis exceeded	J Analyte detected at or below quantitation limits
	JN	Non-routine analyte. Quantitation estimated.	ND Not Detected at the Reporting Limit
	S	Spike Recovery outside accepted recovery limits	

Centek Laboratories, LLC

Date: *22-Feb-11*

CLIENT:	Arcadis	**Client Sample ID:**	IA-VMP 6A
Lab Order:	C1101035	**Tag Number:**	191,69
Project:	Lockheed Martin NJ001014.0001	**Collection Date:**	1/24/2011
Lab ID:	C1101035-007A	**Matrix:**	AIR

Analyses	Result	**Limit	Qual	Units	DF	Date Analyzed
1UG/M3 W/ 0.25UG/M3 CT-TCE-VC		**TO-15**				Analyst: **LL**
1,1,1-Trichloroethane	< 0.83	0.83		ug/m3	1	1/26/2011 6:11:00 PM
1,1,2,2-Tetrachloroethane	< 1.0	1.0		ug/m3	1	1/26/2011 6:11:00 PM
1,1,2-Trichloroethane	< 0.83	0.83		ug/m3	1	1/26/2011 6:11:00 PM
1,1-Dichloroethane	< 0.62	0.62		ug/m3	1	1/26/2011 6:11:00 PM
1,1-Dichloroethene	< 0.60	0.60		ug/m3	1	1/26/2011 6:11:00 PM
1,2,4-Trichlorobenzene	< 1.1	1.1		ug/m3	1	1/26/2011 6:11:00 PM
1,2,4-Trimethylbenzene	2.4	0.75		ug/m3	1	1/26/2011 6:11:00 PM
1,2-Dibromoethane	< 1.2	1.2		ug/m3	1	1/26/2011 6:11:00 PM
1,2-Dichlorobenzene	< 0.92	0.92		ug/m3	1	1/26/2011 6:11:00 PM
1,2-Dichloroethane	< 0.62	0.62		ug/m3	1	1/26/2011 6:11:00 PM
1,2-Dichloropropane	< 0.70	0.70		ug/m3	1	1/26/2011 6:11:00 PM
1,3,5-Trimethylbenzene	0.60	0.75	J	ug/m3	1	1/26/2011 6:11:00 PM
1,3-butadiene	< 0.34	0.34		ug/m3	1	1/26/2011 6:11:00 PM
1,3-Dichlorobenzene	< 0.92	0.92		ug/m3	1	1/26/2011 6:11:00 PM
1,4-Dichlorobenzene	3.1	0.92		ug/m3	1	1/26/2011 6:11:00 PM
1,4-Dioxane	< 1.1	1.1		ug/m3	1	1/26/2011 6:11:00 PM
2,2,4-trimethylpentane	< 0.71	0.71		ug/m3	1	1/26/2011 6:11:00 PM
4-ethyltoluene	< 0.75	0.75		ug/m3	1	1/26/2011 6:11:00 PM
Acetone	23	5.8		ug/m3	8	1/28/2011 3:01:00 AM
Allyl chloride	< 0.48	0.48		ug/m3	1	1/26/2011 6:11:00 PM
Benzene	1.0	0.49		ug/m3	1	1/26/2011 6:11:00 PM
Benzyl chloride	< 0.88	0.88		ug/m3	1	1/26/2011 6:11:00 PM
Bromodichloromethane	< 1.0	1.0		ug/m3	1	1/26/2011 6:11:00 PM
Bromoform	< 1.6	1.6		ug/m3	1	1/26/2011 6:11:00 PM
Bromomethane	< 0.59	0.59		ug/m3	1	1/26/2011 6:11:00 PM
Carbon disulfide	0.41	0.47	J	ug/m3	1	1/26/2011 6:11:00 PM
Carbon tetrachloride	0.32	0.26		ug/m3	1	1/26/2011 6:11:00 PM
Chlorobenzene	< 0.70	0.70		ug/m3	1	1/26/2011 6:11:00 PM
Chloroethane	< 0.40	0.40		ug/m3	1	1/26/2011 6:11:00 PM
Chloroform	< 0.74	0.74		ug/m3	1	1/26/2011 6:11:00 PM
Chloromethane	0.59	0.31		ug/m3	1	1/26/2011 6:11:00 PM
cis-1,2-Dichloroethene	< 0.60	0.60		ug/m3	1	1/26/2011 6:11:00 PM
cis-1,3-Dichloropropene	< 0.69	0.69		ug/m3	1	1/26/2011 6:11:00 PM
Cyclohexane	5.8	0.52		ug/m3	1	1/26/2011 6:11:00 PM
Dibromochloromethane	< 1.3	1.3		ug/m3	1	1/26/2011 6:11:00 PM
Ethyl acetate	< 0.92	0.92		ug/m3	1	1/26/2011 6:11:00 PM
Ethylbenzene	0.66	0.66		ug/m3	1	1/26/2011 6:11:00 PM
Freon 11	1.1	0.86		ug/m3	1	1/26/2011 6:11:00 PM
Freon 113	< 1.2	1.2		ug/m3	1	1/26/2011 6:11:00 PM
Freon 114	< 1.1	1.1		ug/m3	1	1/26/2011 6:11:00 PM

Qualifiers:

**	Reporting Limit	.	Results reported are not blank corrected
B	Analyte detected in the associated Method Blank	E	Value above quantitation range
H	Holding times for preparation or analysis exceeded	J	Analyte detected at or below quantitation limits
JN	Non-routine analyte. Quantitation estimated.	ND	Not Detected at the Reporting Limit
S	Spike Recovery outside accepted recovery limits		

Centek Laboratories, LLC

Date: *22-Feb-11*

CLIENT:	Arcadis	**Client Sample ID:**	IA-VMP 6A
Lab Order:	C1101035	**Tag Number:**	191,69
Project:	Lockheed Martin NJ001014.0001	**Collection Date:**	1/24/2011
Lab ID:	C1101035-007A	**Matrix:**	AIR

Analyses	Result	**Limit	Qual	Units	DF	Date Analyzed
1UG/M3 W/ 0.25UG/M3 CT-TCE-VC		**TO-15**				Analyst: **LL**
Freon 12	1.9	0.75		ug/m3	1	1/26/2011 6:11:00 PM
Heptane	2.5	0.62		ug/m3	1	1/26/2011 6:11:00 PM
Hexachloro-1,3-butadiene	< 1.6	1.6		ug/m3	1	1/26/2011 6:11:00 PM
Hexane	2.6	0.54		ug/m3	1	1/26/2011 6:11:00 PM
Isopropyl alcohol	1400	120		ug/m3	320	1/28/2011 2:27:00 AM
m&p-Xylene	2.0	1.3		ug/m3	1	1/26/2011 6:11:00 PM
Methyl Butyl Ketone	< 1.2	1.2		ug/m3	1	1/26/2011 6:11:00 PM
Methyl Ethyl Ketone	3.4	0.90		ug/m3	1	1/26/2011 6:11:00 PM
Methyl Isobutyl Ketone	< 1.2	1.2		ug/m3	1	1/26/2011 6:11:00 PM
Methyl tert-butyl ether	< 0.55	0.55		ug/m3	1	1/26/2011 6:11:00 PM
Methylene chloride	800	170		ug/m3	320	1/28/2011 2:27:00 AM
o-Xylene	0.79	0.66		ug/m3	1	1/26/2011 6:11:00 PM
Propylene	< 0.26	0.26		ug/m3	1	1/26/2011 6:11:00 PM
Styrene	0.74	0.65		ug/m3	1	1/26/2011 6:11:00 PM
Tetrachloroethylene	< 1.0	1.0		ug/m3	1	1/26/2011 6:11:00 PM
Tetrahydrofuran	38	3.6		ug/m3	8	1/28/2011 3:01:00 AM
Toluene	5.5	0.57		ug/m3	1	1/26/2011 6:11:00 PM
trans-1,2-Dichloroethene	0.56	0.60	J	ug/m3	1	1/26/2011 6:11:00 PM
trans-1,3-Dichloropropene	< 0.69	0.69		ug/m3	1	1/26/2011 6:11:00 PM
Trichloroethene	0.60	0.22		ug/m3	1	1/26/2011 6:11:00 PM
Vinyl acetate	4.2	0.54		ug/m3	1	1/26/2011 6:11:00 PM
Vinyl Bromide	< 0.67	0.67		ug/m3	1	1/26/2011 6:11:00 PM
Vinyl chloride	< 0.10	0.10		ug/m3	1	1/26/2011 6:11:00 PM

Qualifiers:

**	Reporting Limit	.	Results reported are not blank corrected
B	Analyte detected in the associated Method Blank	E	Value above quantitation range
H	Holding times for preparation or analysis exceeded	J	Analyte detected at or below quantitation limits
JN	Non-routine analyte. Quantitation estimated.	ND	Not Detected at the Reporting Limit
S	Spike Recovery outside accepted recovery limits		

Quantitation Report (QT Reviewed)

Data File : C:\MSDCHEM\1\DATA\BG012612.D Vial: 15
Acq On : 26 Jan 2011 6:11 pm Operator: LL
Sample : C1101035-007A Inst : MSD #2
Misc : 1ugm3 & 0.25TCE,CT,VNCL Sample Multiplr: 1.00
MS Integration Params: RTEINT.P
Quant Time: Jan 28 15:19:59 2011 Quant Results File: B118_1UG.RES

Quant Method : C:\MSDCHEM\1\METHODS\B118_1UG.M (RTE Integrator)
Title : TO-15 VOA Standards for 5 point calibration
Last Update : Wed Jan 26 14:01:48 2011
Response via : Initial Calibration
DataAcq Meth : B118_1UG

Internal Standards	R.T.	QIon	Response	Conc	Units		Dev(Min)
1) Bromochloromethane	7.88	128	19913	1.00	ppb		0.00
30) 1,4-difluorobenzene	10.19	114	53722	1.00	ppb		0.00
44) Chlorobenzene-d5	14.98	117	46140	1.00	ppb		0.00
System Monitoring Compounds							
57) Bromofluorobenzene	16.51	95	22192	0.90	ppb		0.00
Spiked Amount 1.000	Range 70 - 130		Recovery = 90.00%				
Target Compounds							Qvalue
3) Freon 12	3.12	85	46653	0.38	ppb		98
4) Chloromethane	3.27	50	12217	0.28	ppb	#	41
11) Freon 11	4.33	101	23508	0.20	ppb		97
12) Acetone	4.58	58	152648m	11.43	ppb		
13) Isopropyl alcohol	4.63	45	11591095m	477.75	ppb		
16) Methylene chloride	5.34	84	5533164	180.91	ppb	#	82
18) Carbon disulfide	5.46	76	13437	0.13	ppb		94
19) trans-1,2-dichloroethene	6.19	61	6217	0.14	ppb	#	44
22) Vinyl acetate	6.66	43	44208	1.18	ppb		89
23) Methyl Ethyl Ketone	7.32	43	23950	1.15	ppb	#	100
25) Hexane	7.07	41	26056	0.72	ppb	#	70
28) Tetrahydrofuran	8.36	42	192473m	24.71	ppb		
32) Cyclohexane	9.48	56	45180	1.66	ppb	#	66
33) Carbon tetrachloride	9.42	117	5659m	0.05	ppb		
34) Benzene	9.40	78	24684	0.32	ppb		98
37) Heptane	10.74	43	16943	0.60	ppb		84
38) Trichloroethene	10.88	130	4914m	0.11	ppb		
45) Toluene	13.07	92	48534	1.43	ppb	#	78
52) Ethylbenzene	15.27	91	8252	0.15	ppb		82
53) m&p-xylene	15.44	91	22861	0.46	ppb		93
54) Styrene	15.86	104	5064	0.17	ppb	#	53
56) o-xylene	15.90	91	9375	0.18	ppb		89
60) 1,3,5-trimethylbenzene	17.12	105	6076	0.12	ppb		99
61) 1,2,4-trimethylbenzene	17.53	105	15631	0.49	ppb		77
64) 1,4-dichlorobenzene	17.91	146	18988	0.51	ppb		82

(#) = qualifier out of range (m) = manual integration (+) = signals summed

Quantitation Report (QT Reviewed)

Data File : C:\MSDCHEM\1\DATA\BG012612.D Vial: 15
Acq On : 26 Jan 2011 6:11 pm Operator: LL
Sample : C1101035-007A Inst : MSD #2
Misc : 1ugm3 & 0.25TCE,CT,VNCL Sample Multiplr: 1.00
MS Integration Params: RTEINT.P
Quant Time: Jan 28 15:22 2011 Quant Results File: B118_1UG.RES

Method : C:\MSDCHEM\1\METHODS\B118_1UG.M (RTE Integrator)
Title : TO-15 VOA Standards for 5 point calibration
Last Update : Tue Feb 01 16:05:43 2011
Response via : Initial Calibration

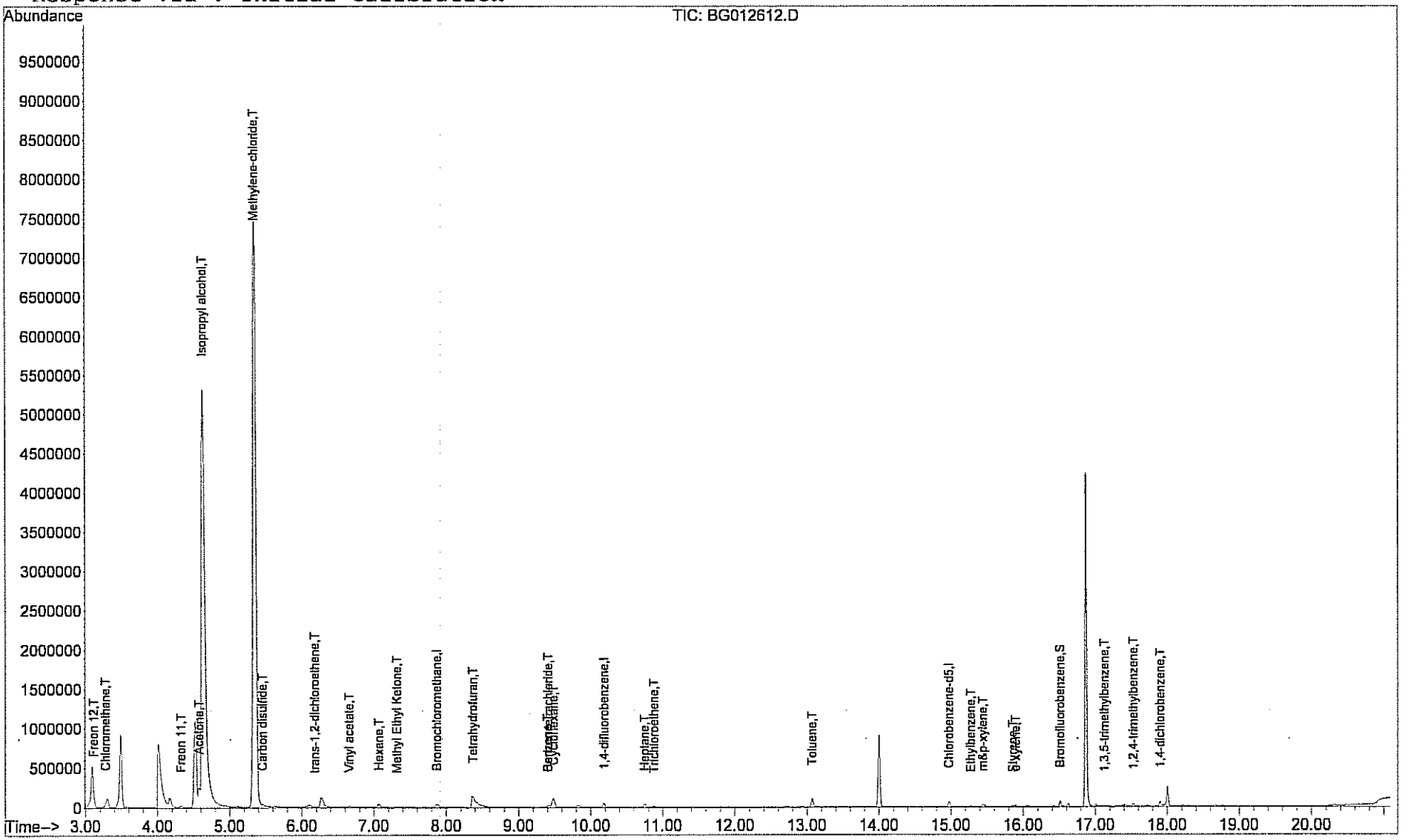

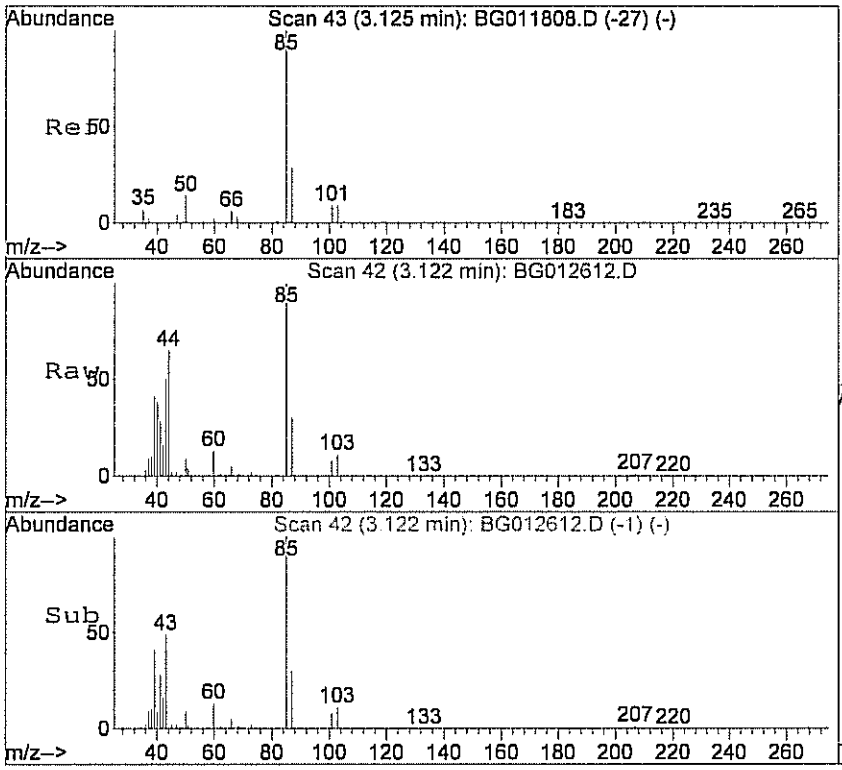

#3
Freon 12
Concen: 0.38 ppb
RT: 3.12 min Scan# 42
Delta R.T. -0.00 min
Lab File: BG012612.D
Acq: 26 Jan 2011 6:11 pm

Tgt Ion: 85 Resp: 46653

Ion	Ratio	Lower	Upper
85	100		
87	32.9	14.1	54.1

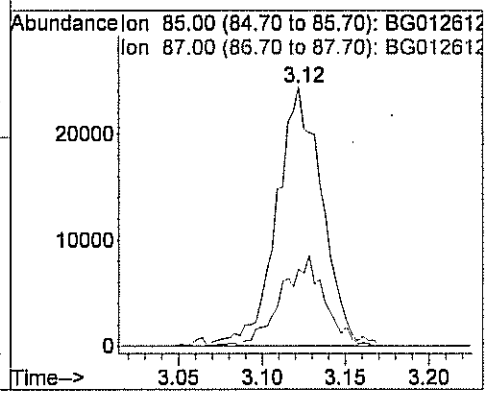

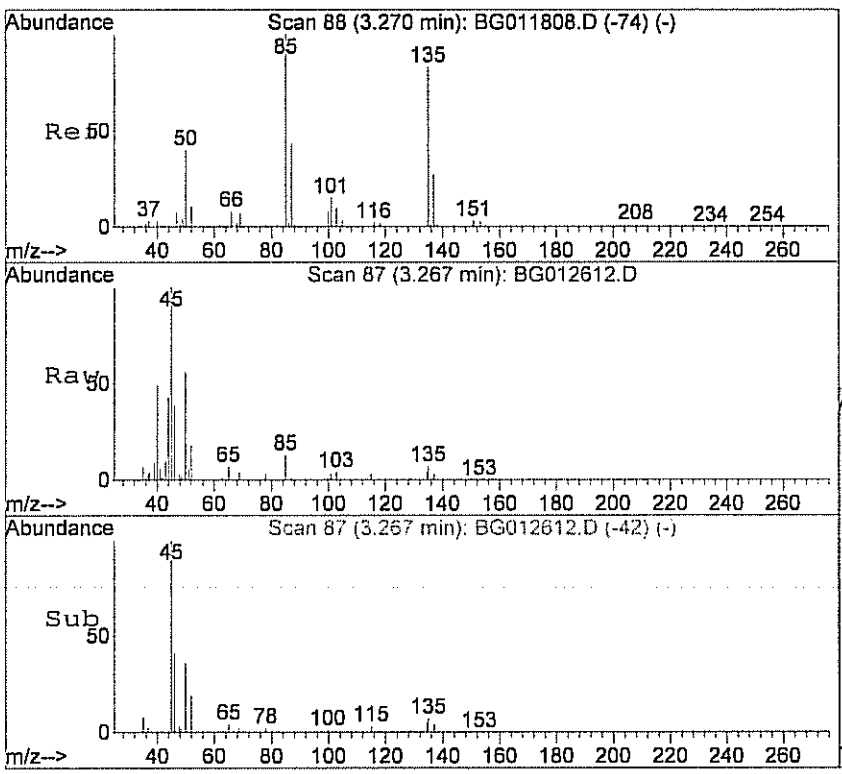

#4
Chloromethane
Concen: 0.28 ppb
RT: 3.27 min Scan# 87
Delta R.T. -0.01 min
Lab File: BG012612.D
Acq: 26 Jan 2011 6:11 pm

Tgt Ion: 50 Resp: 12217

Ion	Ratio	Lower	Upper
50	100		
52	42.1	0.0	36.8#

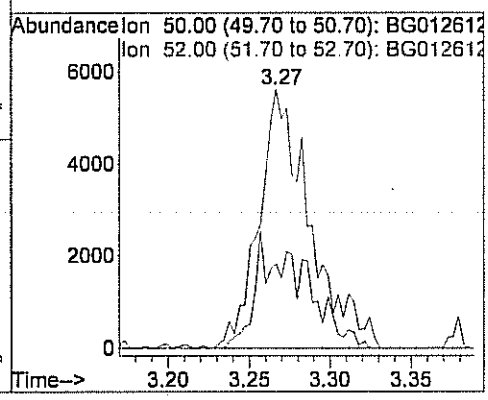

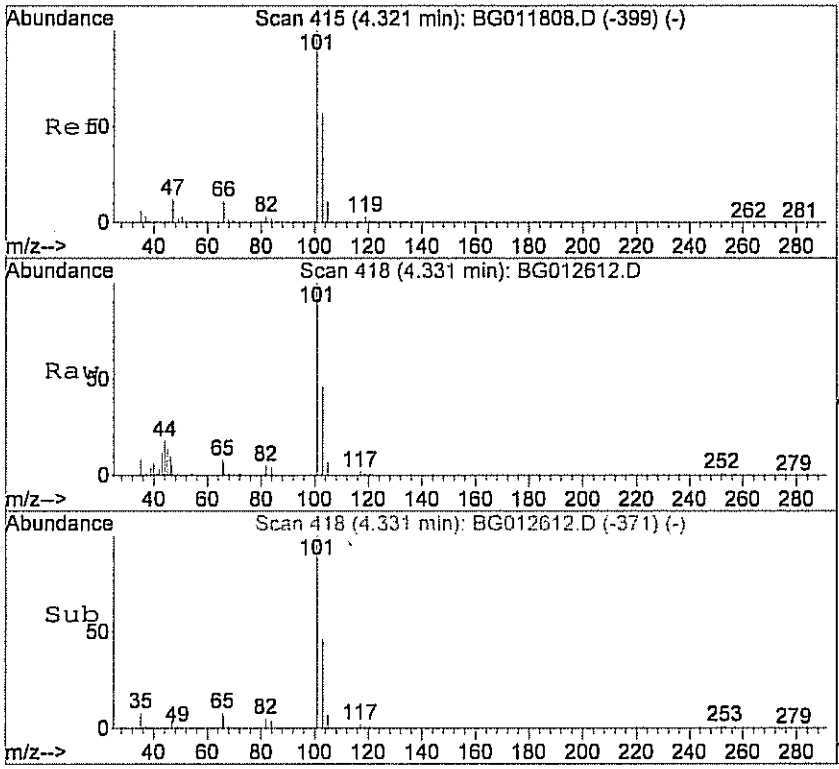

#11
Freon 11
Concen: 0.20 ppb
RT: 4.33 min Scan# 418
Delta R.T. -0.00 min
Lab File: BG012612.D
Acq: 26 Jan 2011 6:11 pm

Tgt Ion:101 Resp: 23508

Ion	Ratio	Lower	Upper
101	100		
103	66.6	49.2	89.2
105	8.1	0.0	27.9

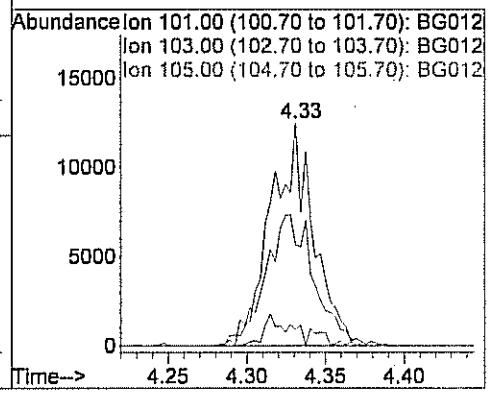

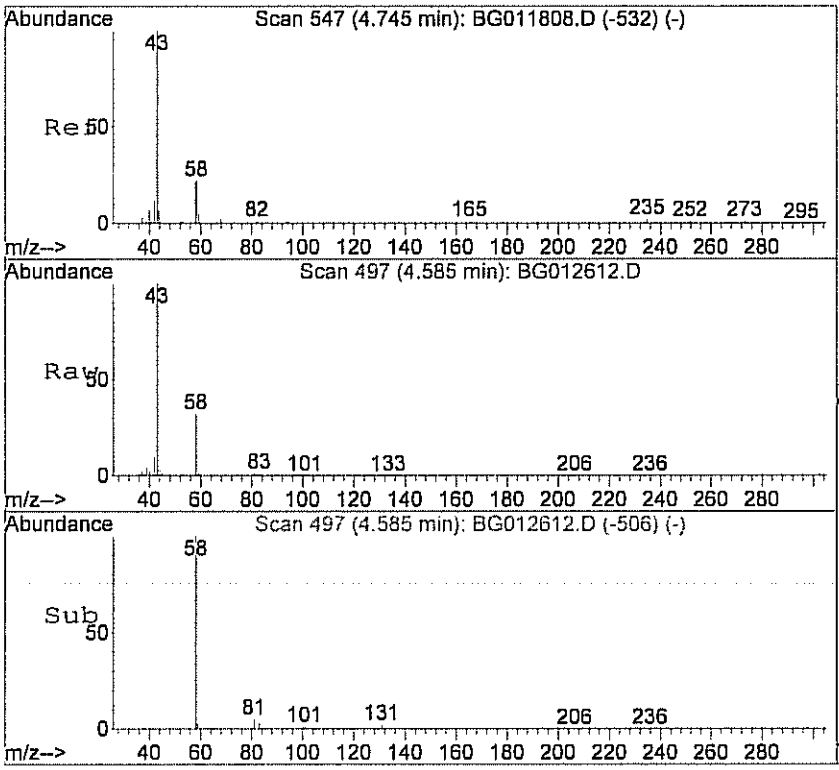

#12
Acetone
Concen: 11.43 ppb m
RT: 4.58 min Scan# 497
Delta R.T. -0.18 min
Lab File: BG012612.D
Acq: 26 Jan 2011 6:11 pm

Tgt Ion: 58 Resp: 152648

Ion	Ratio	Lower	Upper
58	100		
43	0.0	148.4	208.4#

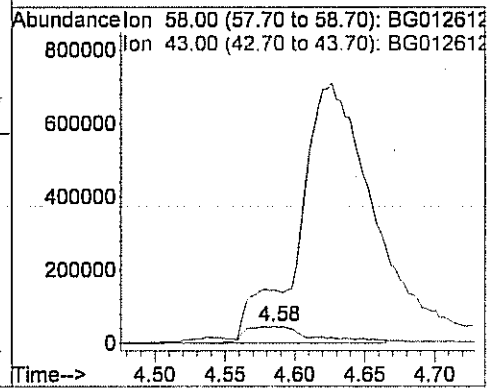

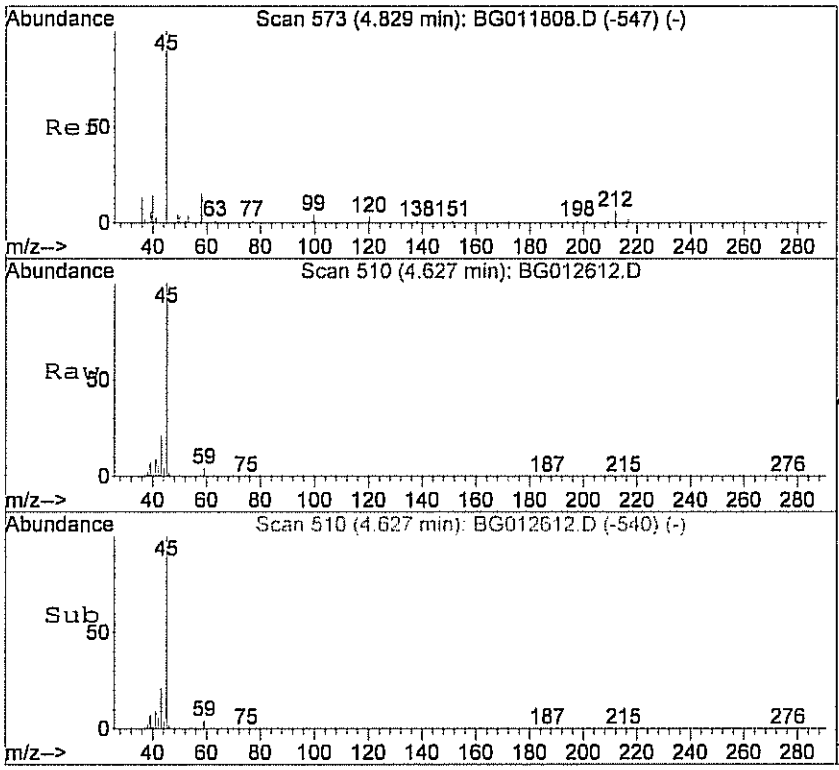

#13
Isopropyl alcohol
Concen: 477.75 ppb m
RT: 4.63 min Scan# 510
Delta R.T. -0.25 min
Lab File: BG012612.D
Acq: 26 Jan 2011 6:11 pm

Tgt Ion: 45 Resp:11591095

Ion	Ratio	Lower	Upper
45	100		
43	0.1	6.2	46.2#

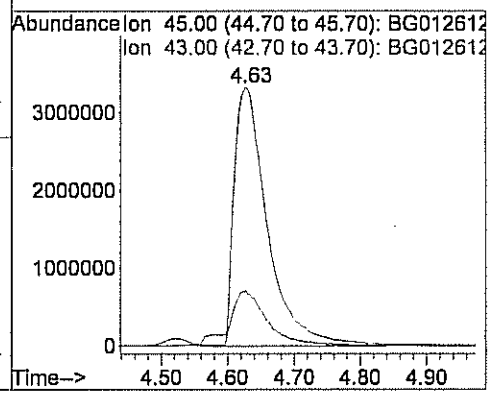

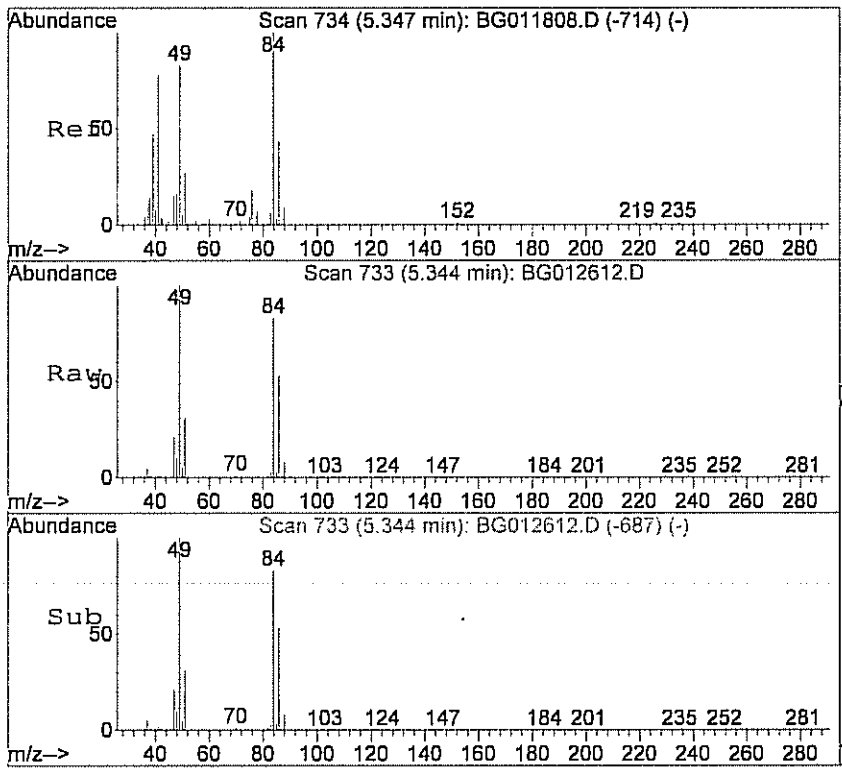

#16
Methylene chloride
Concen: 180.91 ppb
RT: 5.34 min Scan# 733
Delta R.T. -0.00 min
Lab File: BG012612.D
Acq: 26 Jan 2011 6:11 pm

Tgt Ion: 84 Resp: 5533164

Ion	Ratio	Lower	Upper
84	100		
49	123.3	82.7	122.7#
86	65.0	35.7	75.7

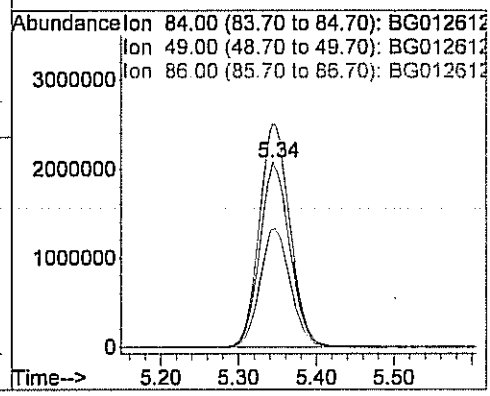

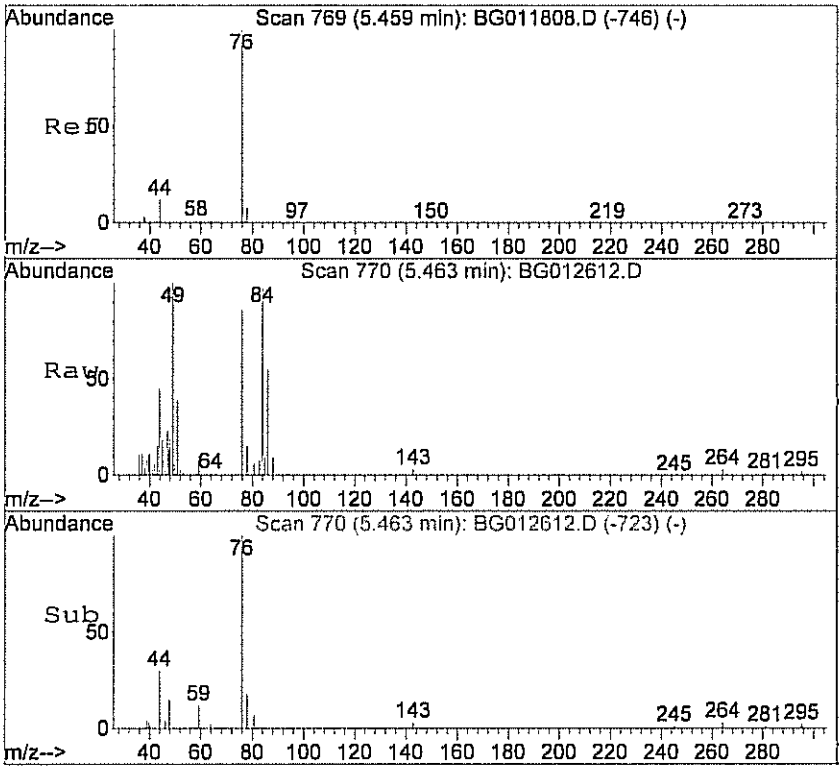

#18
Carbon disulfide
Concen: 0.13 ppb
RT: 5.46 min Scan# 770
Delta R.T. -0.00 min
Lab File: BG012612.D
Acq: 26 Jan 2011 6:11 pm

Tgt Ion: 76 Resp: 13437

Ion	Ratio	Lower	Upper
76	100		
78	10.0	0.0	27.8

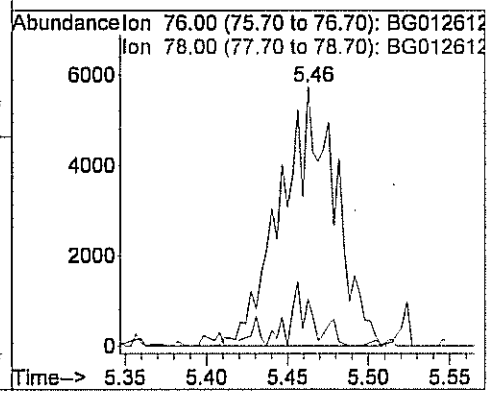

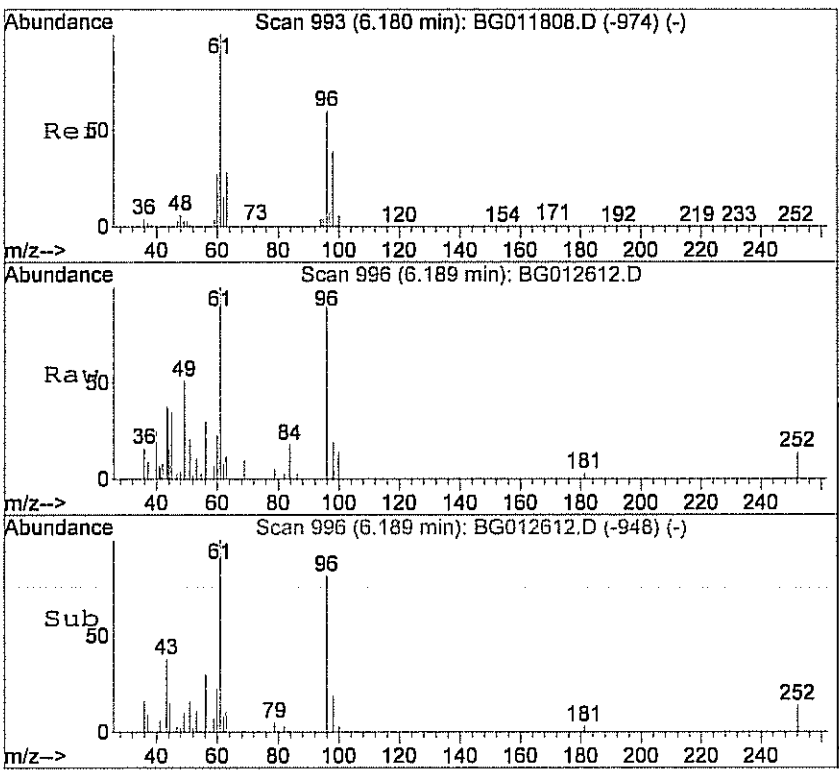

#19
trans-1,2-dichloroethene
Concen: 0.14 ppb
RT: 6.19 min Scan# 996
Delta R.T. 0.00 min
Lab File: BG012612.D
Acq: 26 Jan 2011 6:11 pm

Tgt Ion: 61 Resp: 6217

Ion	Ratio	Lower	Upper
61	100		
96	0.0	48.2	88.2#
98	37.1	25.3	65.3

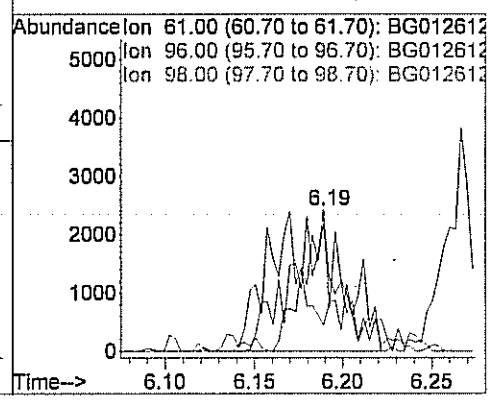

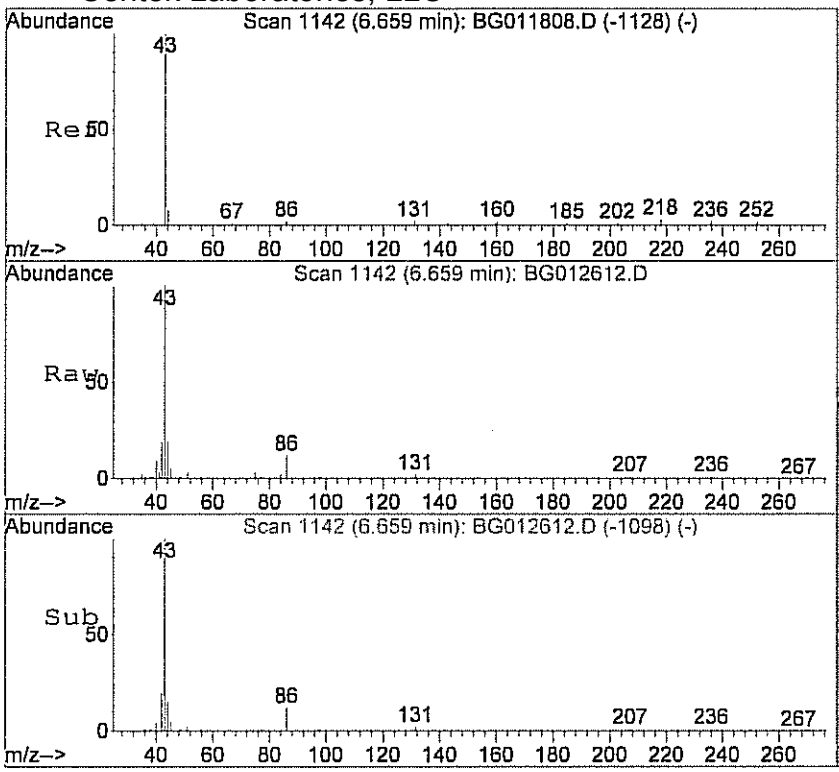

#22
Vinyl acetate
Concen: 1.18 ppb
RT: 6.66 min Scan# 1142
Delta R.T. -0.01 min
Lab File: BG012612.D
Acq: 26 Jan 2011 6:11 pm

Tgt Ion: 43 Resp: 44208

Ion	Ratio	Lower	Upper
43	100		
86	9.7	0.0	26.0

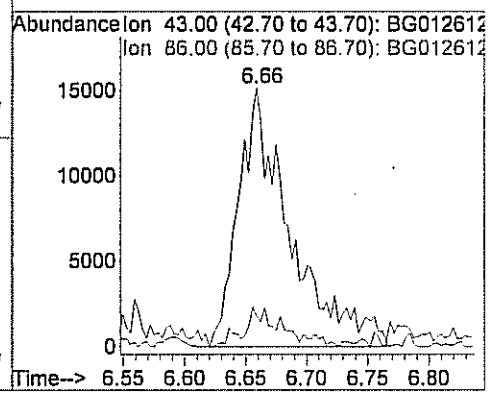

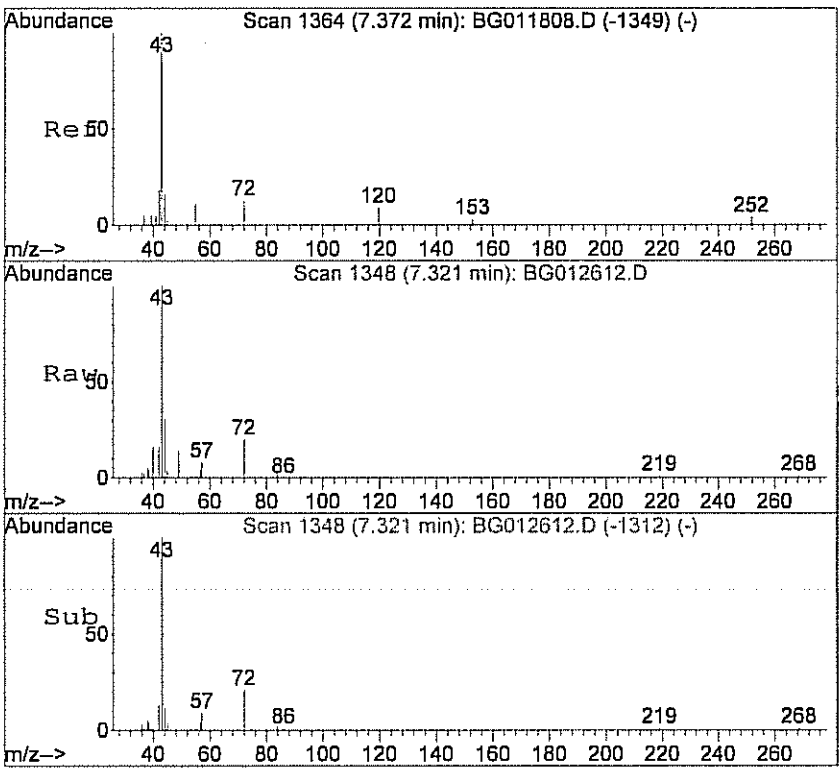

#23
Methyl Ethyl Ketone
Concen: 1.15 ppb
RT: 7.32 min Scan# 1348
Delta R.T. -0.04 min
Lab File: BG012612.D
Acq: 26 Jan 2011 6:11 pm

Tgt Ion: 43 Resp: 23950

Ion	Ratio	Lower	Upper
43	100		
57	2.3	0.0	20.0
72	0.0	0.0	20.0

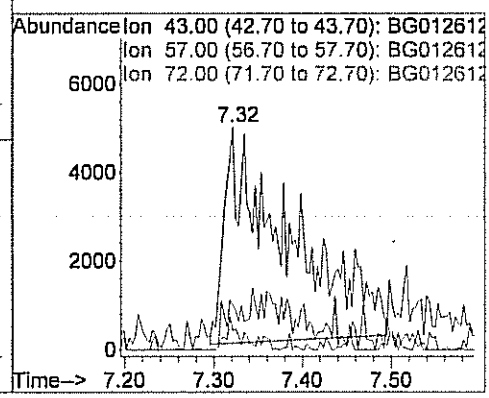

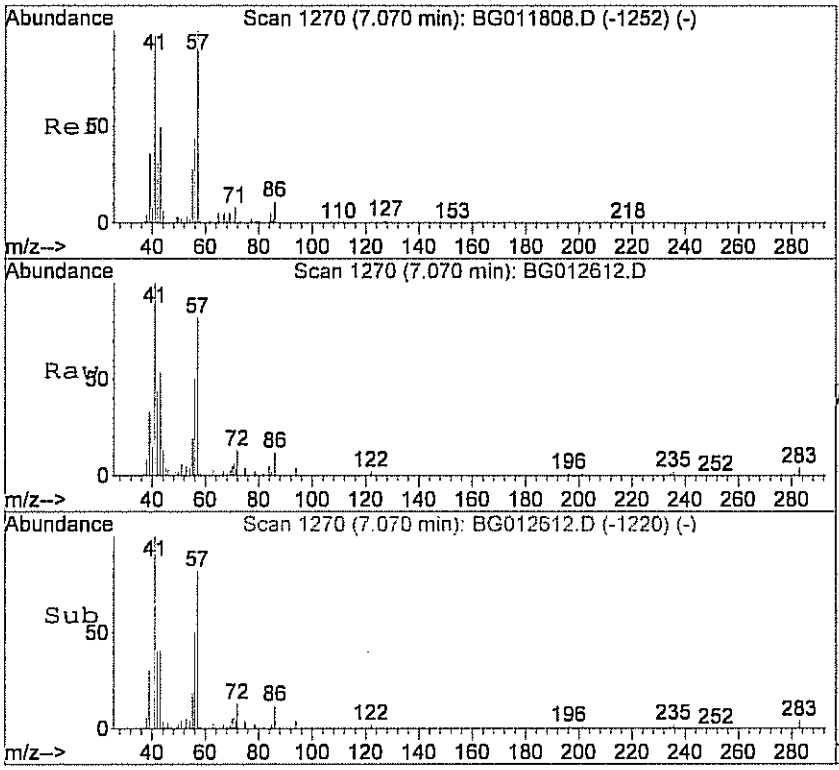

#25
Hexane
Concen: 0.72 ppb
RT: 7.07 min Scan# 1270
Delta R.T. 0.01 min
Lab File: BG012612.D
Acq: 26 Jan 2011 6:11 pm

Tgt Ion: 41 Resp: 26056

Ion	Ratio	Lower	Upper
41	100		
57	83.0	67.3	107.3
43	95.6	22.9	62.9#

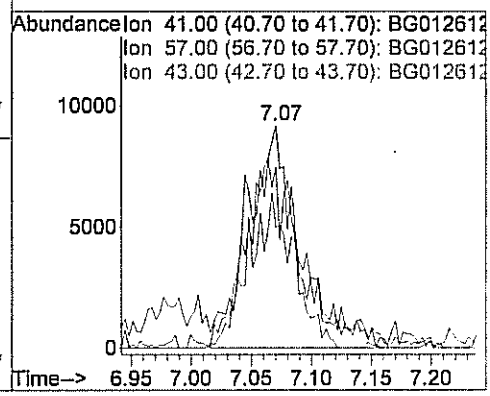

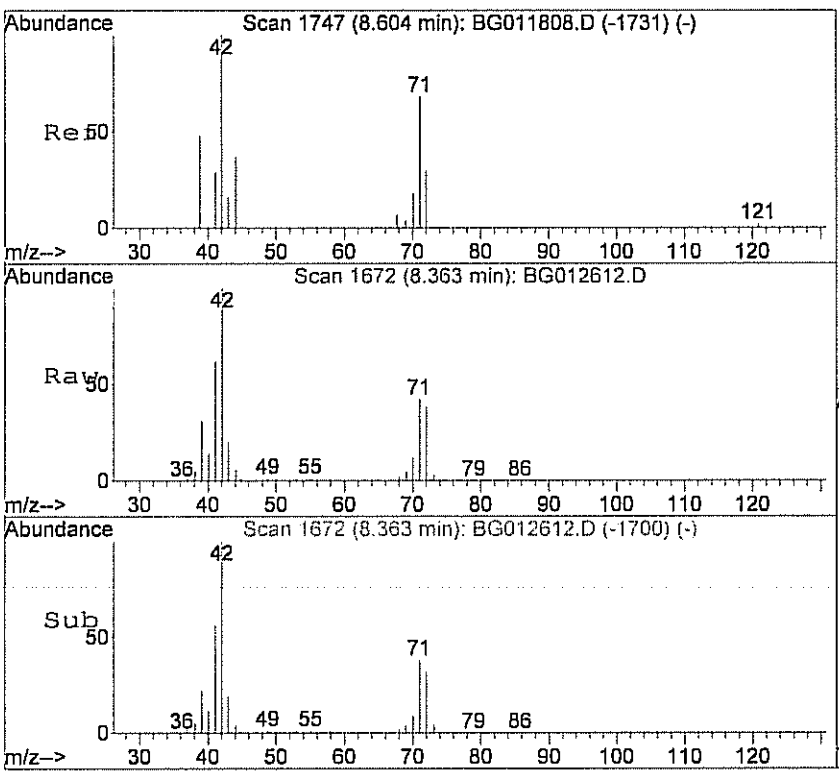

#28
Tetrahydrofuran
Concen: 24.71 ppb m
RT: 8.36 min Scan# 1672
Delta R.T. -0.24 min
Lab File: BG012612.D
Acq: 26 Jan 2011 6:11 pm

Tgt Ion: 42 Resp: 192473

Ion	Ratio	Lower	Upper
42	100		
71	0.8	9.8	49.8#
72	0.4	0.0	30.6

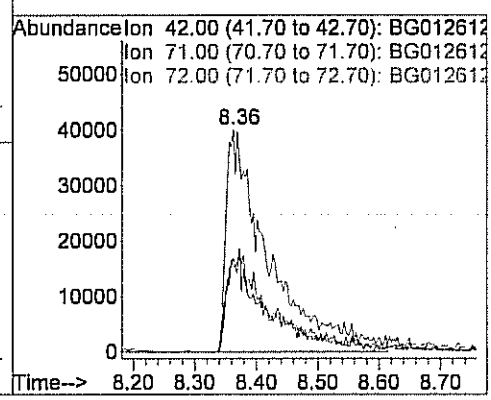

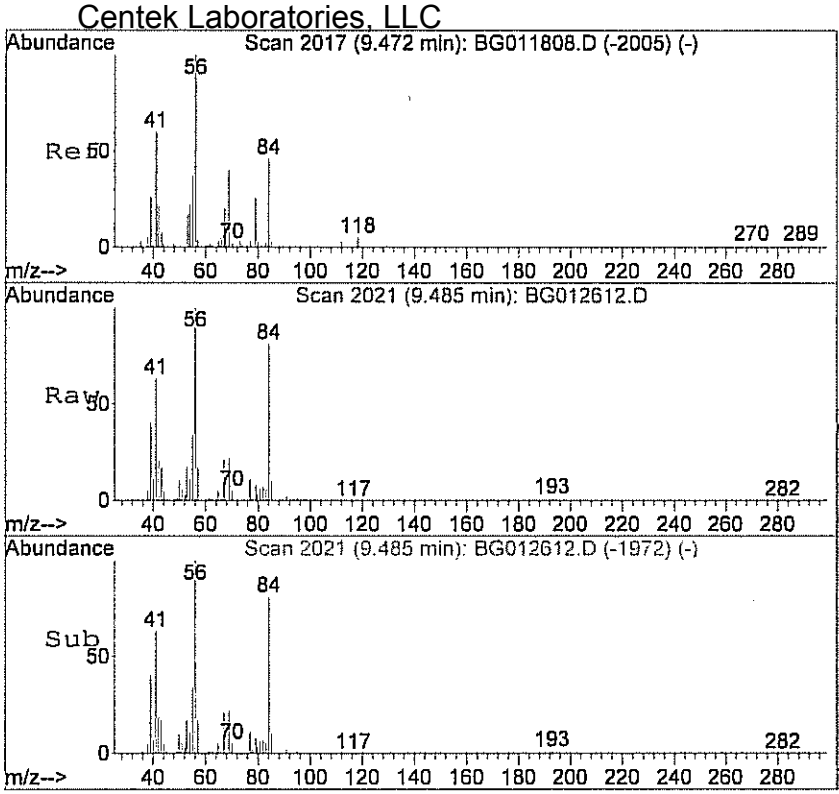

#32
Cyclohexane
Concen: 1.66 ppb
RT: 9.48 min Scan# 2021
Delta R.T. 0.01 min
Lab File: BG012612.D
Acq: 26 Jan 2011 6:11 pm

Tgt Ion: 56 Resp: 45180

Ion	Ratio	Lower	Upper
56	100		
41	80.5	40.6	80.6
84	81.5	31.3	71.3#

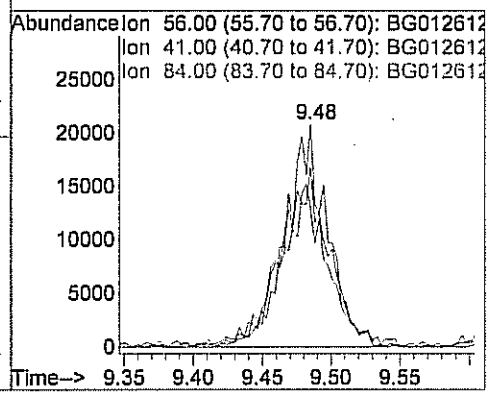

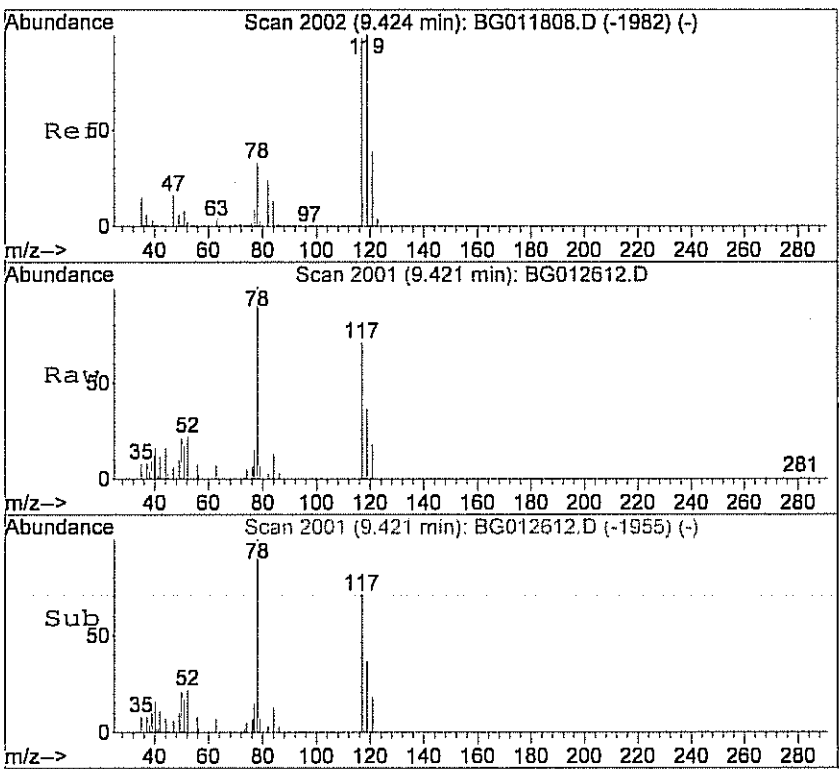

#33
Carbon tetrachloride
Concen: 0.05 ppb m
RT: 9.42 min Scan# 2001
Delta R.T. -0.00 min
Lab File: BG012612.D
Acq: 26 Jan 2011 6:11 pm

Tgt Ion:117 Resp: 5659

Ion	Ratio	Lower	Upper
117	100		
119	77.9	64.1	104.1

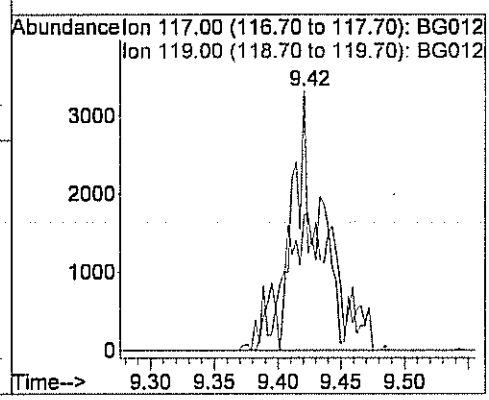

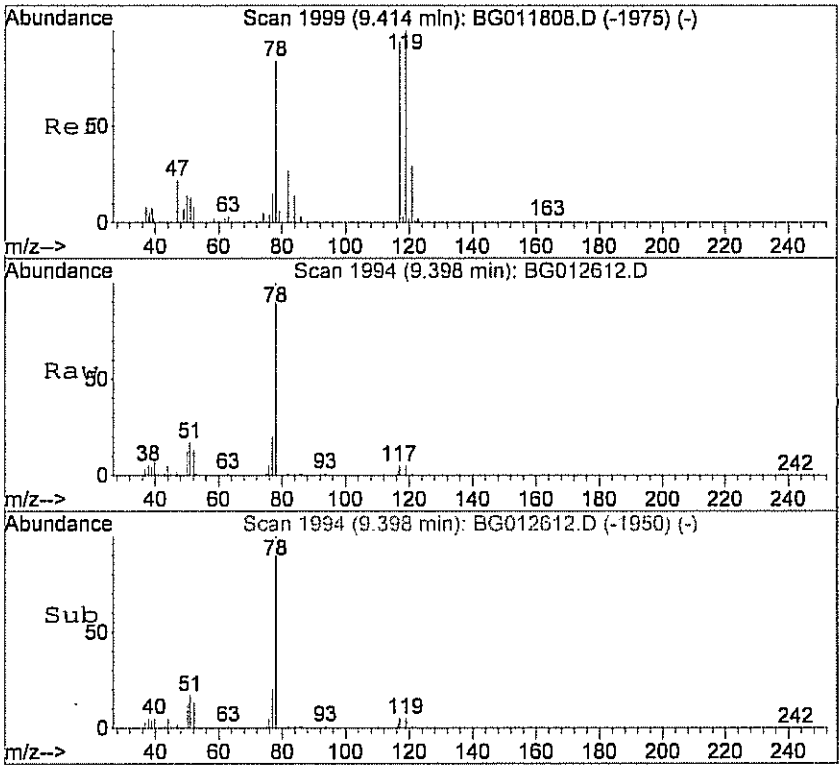

#34
Benzene
Concen: 0.32 ppb
RT: 9.40 min Scan# 1994
Delta R.T. -0.01 min
Lab File: BG012612.D
Acq: 26 Jan 2011 6:11 pm

Tgt Ion: 78 Resp: 24684

Ion	Ratio	Lower	Upper
78	100		
77	23.5	2.4	42.4
51	17.9	0.0	38.9

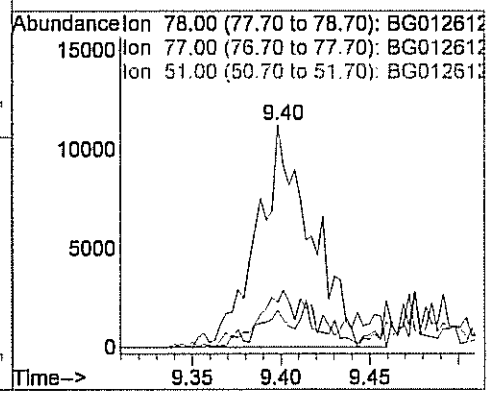

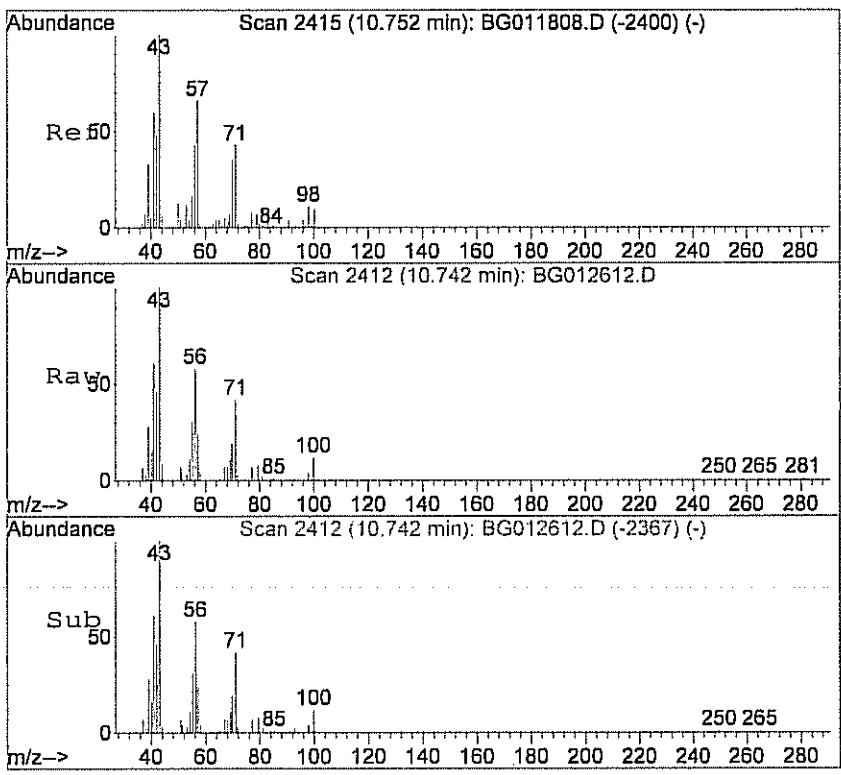

#37
Heptane
Concen: 0.60 ppb
RT: 10.74 min Scan# 2412
Delta R.T. -0.01 min
Lab File: BG012612.D
Acq: 26 Jan 2011 6:11 pm

Tgt Ion: 43 Resp: 16943

Ion	Ratio	Lower	Upper
43	100		
57	50.5	40.1	80.1
71	46.4	41.4	81.4

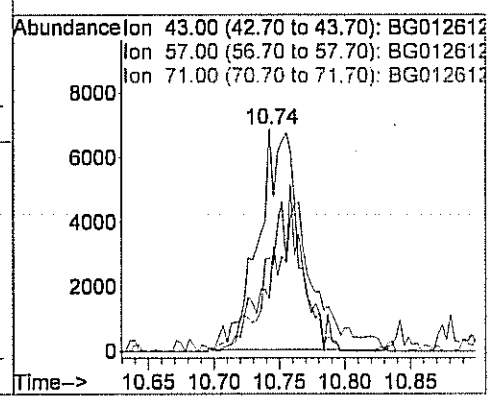

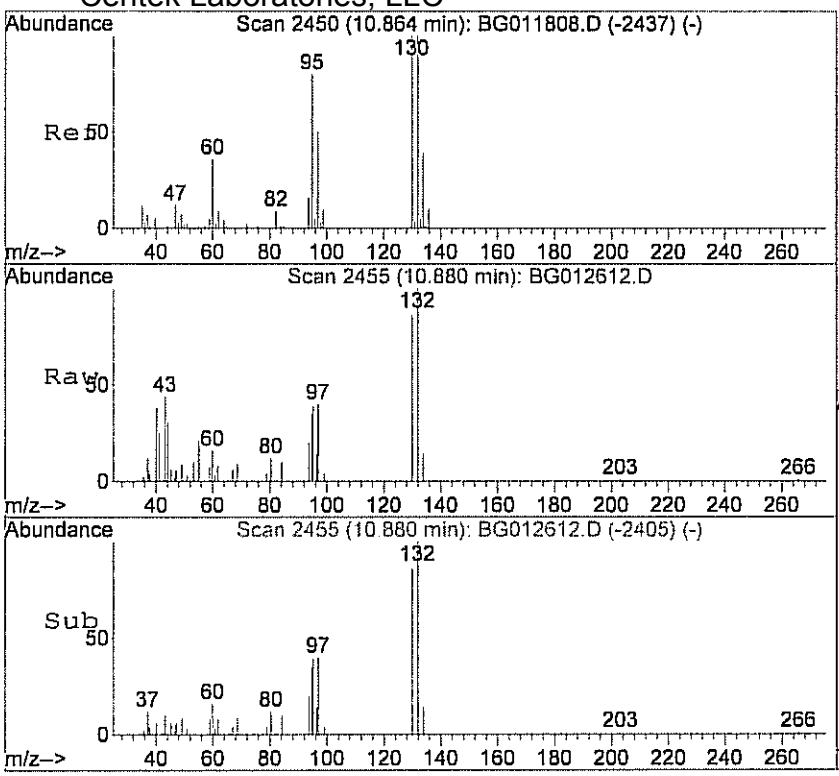

#38
Trichloroethene
Concen: 0.11 ppb m
RT: 10.88 min Scan# 2455
Delta R.T. 0.01 min
Lab File: BG012612.D
Acq: 26 Jan 2011 6:11 pm

Tgt Ion:130 Resp: 4914

Ion	Ratio	Lower	Upper
130	100		
132	56.1	63.9	103.9#
95	90.2	53.8	93.8

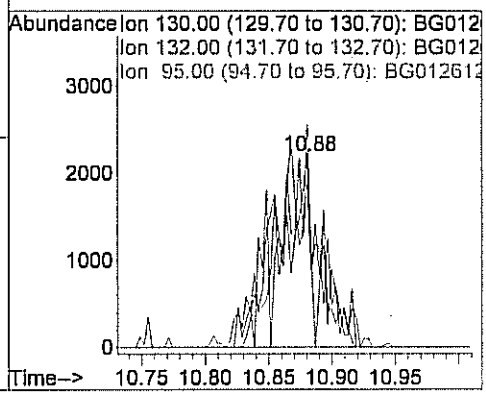

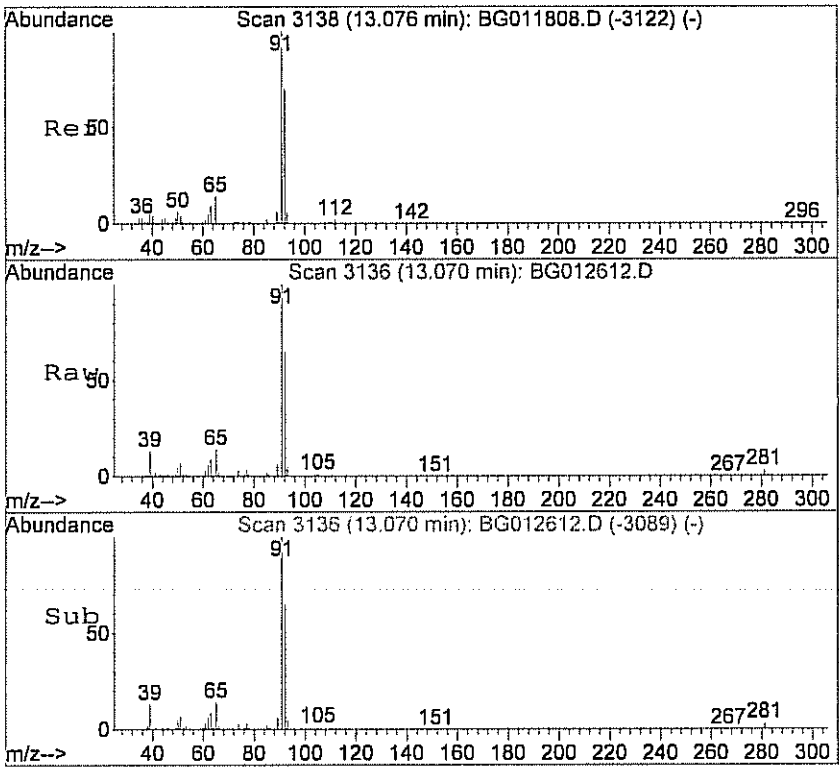

#45
Toluene
Concen: 1.43 ppb
RT: 13.07 min Scan# 3136
Delta R.T. -0.00 min
Lab File: BG012612.D
Acq: 26 Jan 2011 6:11 pm

Tgt Ion: 92 Resp: 48534

Ion	Ratio	Lower	Upper
92	100		
91	169.1	121.5	161.5#

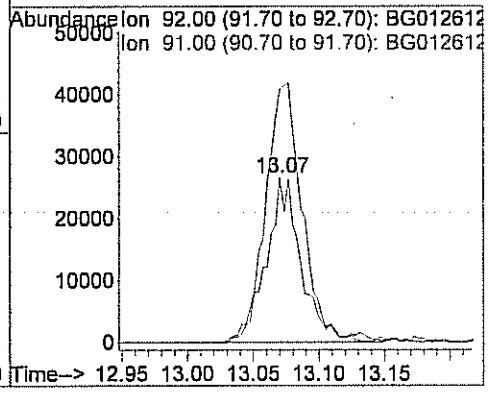

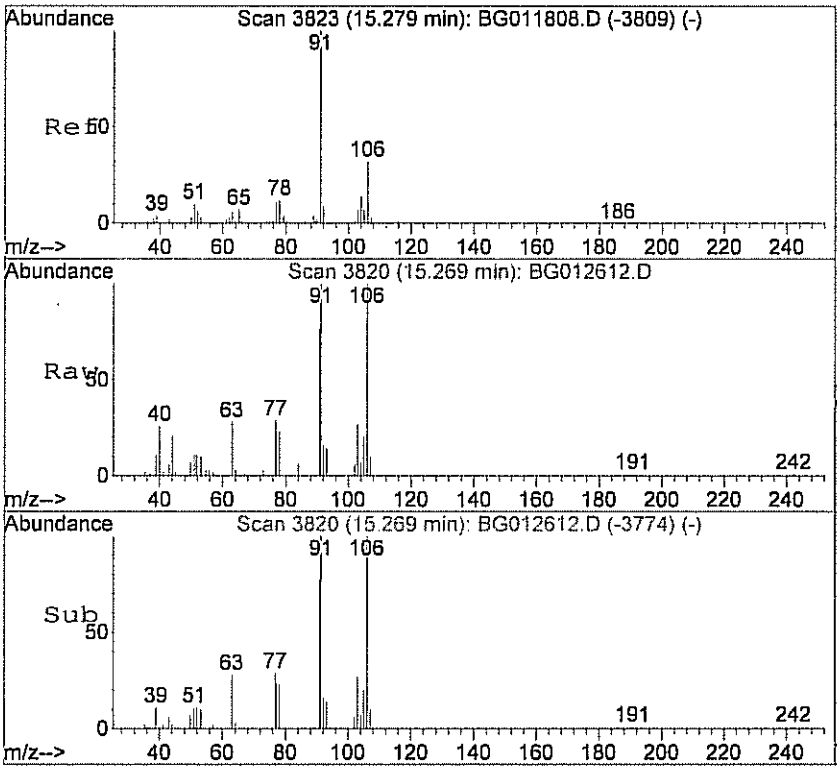

#52
Ethylbenzene
Concen: 0.15 ppb
RT: 15.27 min Scan# 3820
Delta R.T. -0.00 min
Lab File: BG012612.D
Acq: 26 Jan 2011 6:11 pm

Tgt Ion: 91 Resp: 8252

Ion	Ratio	Lower	Upper
91	100		
106	52.0	21.0	61.0

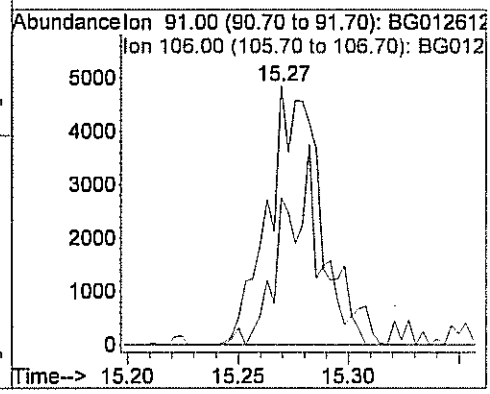

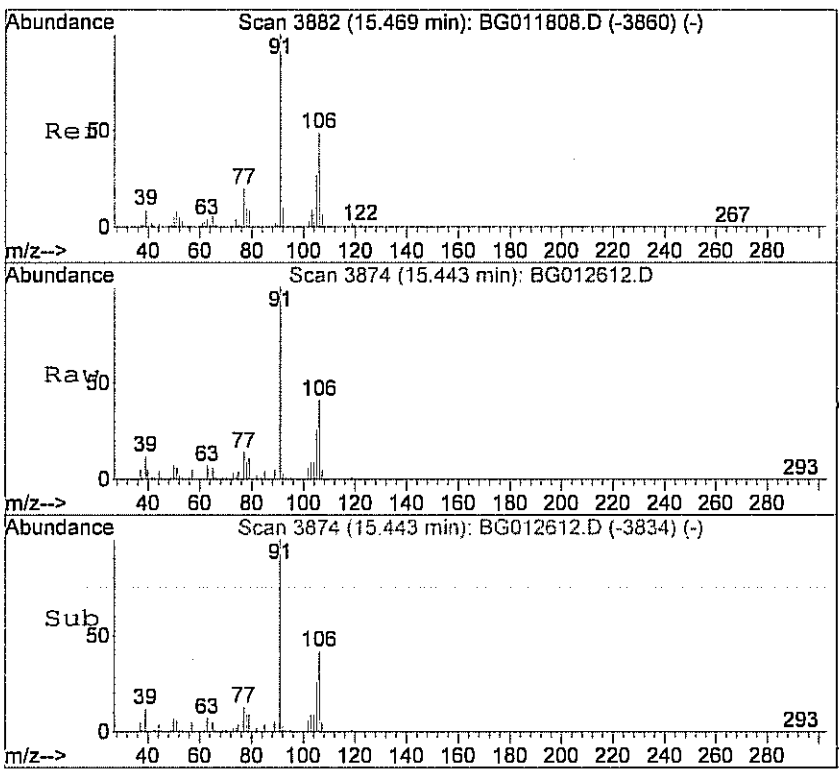

#53
m&p-xylene
Concen: 0.46 ppb
RT: 15.44 min Scan# 3874
Delta R.T. -0.02 min
Lab File: BG012612.D
Acq: 26 Jan 2011 6:11 pm

Tgt Ion: 91 Resp: 22861

Ion	Ratio	Lower	Upper
91	100		
106	59.7	34.5	74.5

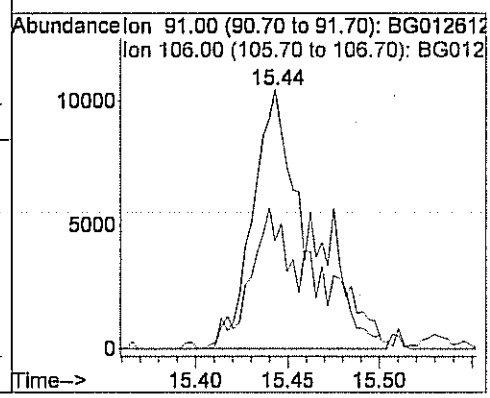

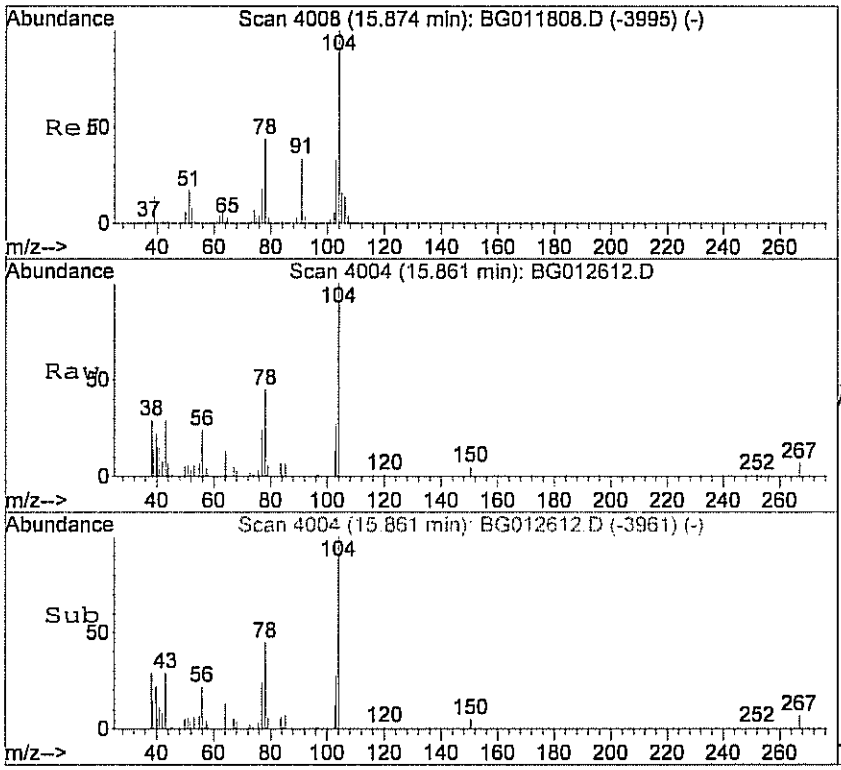

#54
Styrene
Concen: 0.17 ppb
RT: 15.86 min Scan# 4004
Delta R.T. -0.01 min
Lab File: BG012612.D
Acq: 26 Jan 2011 6:11 pm

Tgt Ion:104 Resp: 5064

Ion	Ratio	Lower	Upper
104	100		
78	59.6	13.1	53.1#

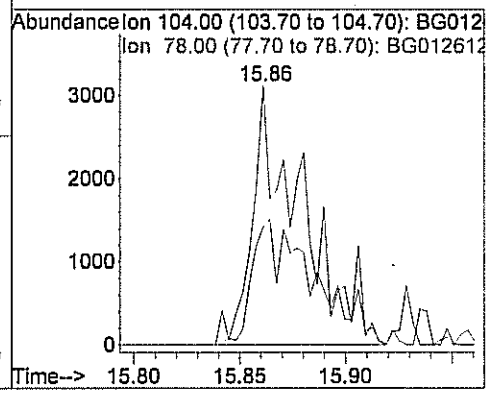

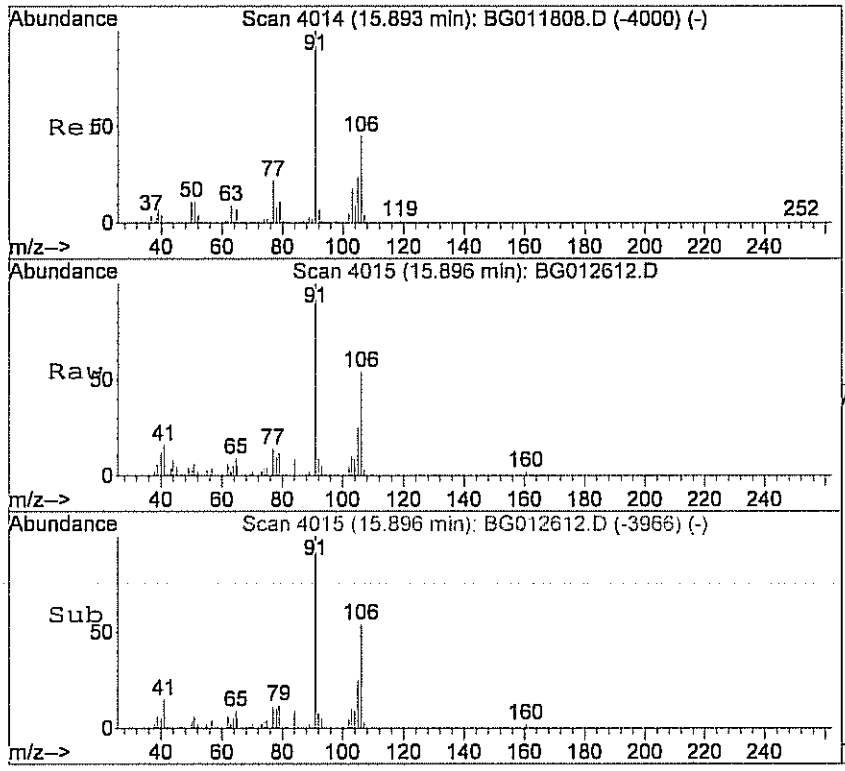

#56
o-xylene
Concen: 0.18 ppb
RT: 15.90 min Scan# 4015
Delta R.T. 0.01 min
Lab File: BG012612.D
Acq: 26 Jan 2011 6:11 pm

Tgt Ion: 91 Resp: 9375

Ion	Ratio	Lower	Upper
91	100		
106	58.4	30.8	70.8

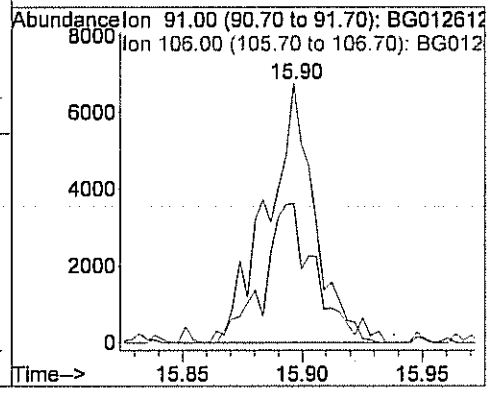

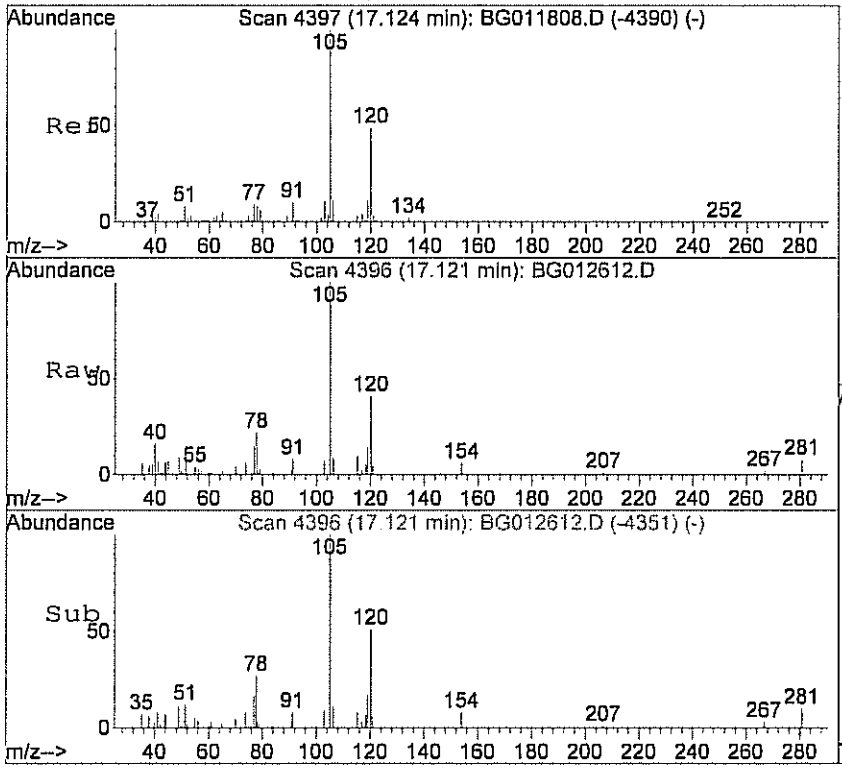

#60
1,3,5-trimethylbenzene
Concen: 0.12 ppb
RT: 17.12 min Scan# 4396
Delta R.T. -0.01 min
Lab File: BG012612.D
Acq: 26 Jan 2011 6:11 pm

Tgt Ion:105 Resp: 6076

Ion	Ratio	Lower	Upper
105	100		
120	47.4	27.9	67.9

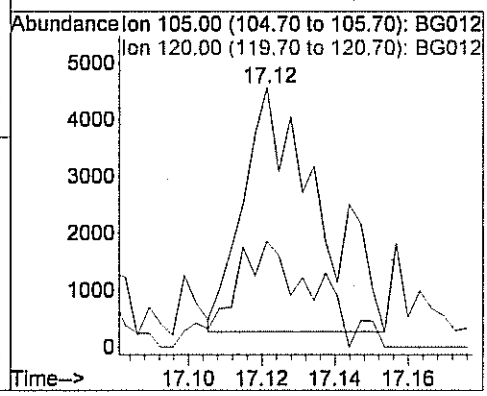

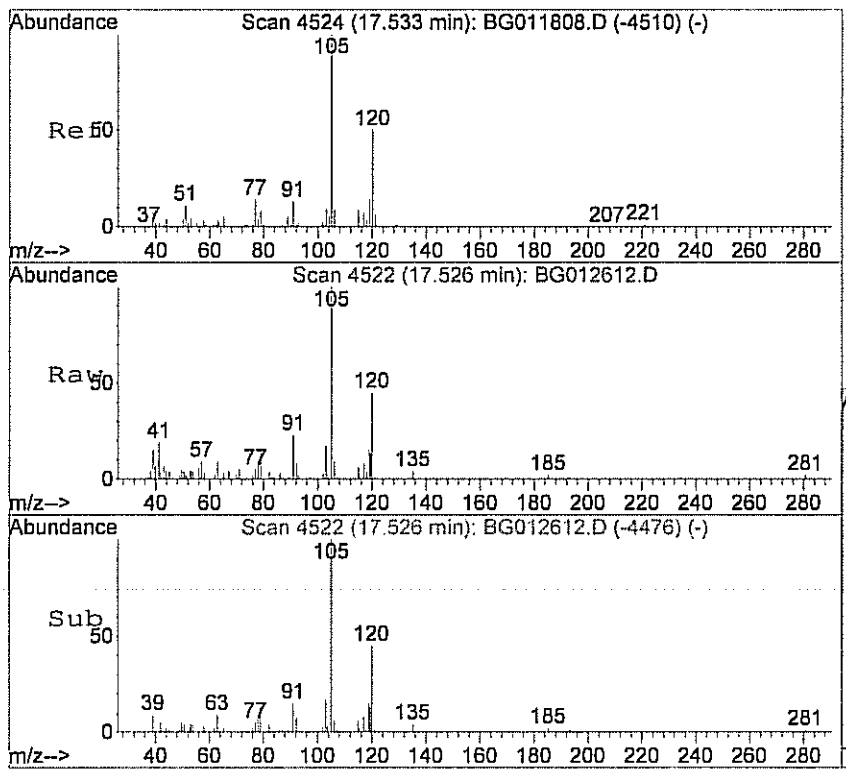

#61
1,2,4-trimethylbenzene
Concen: 0.49 ppb
RT: 17.53 min Scan# 4522
Delta R.T. -0.00 min
Lab File: BG012612.D
Acq: 26 Jan 2011 6:11 pm

Tgt Ion:105 Resp: 15631

Ion	Ratio	Lower	Upper
105	100		
120	52.5	52.0	92.0

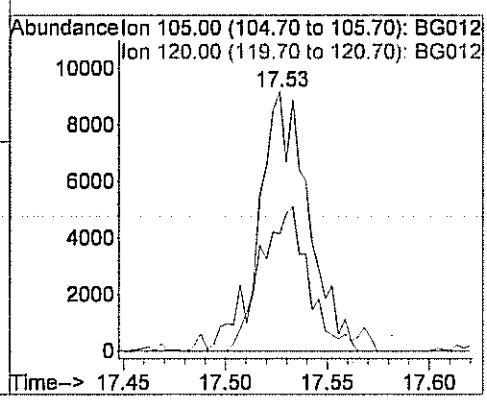

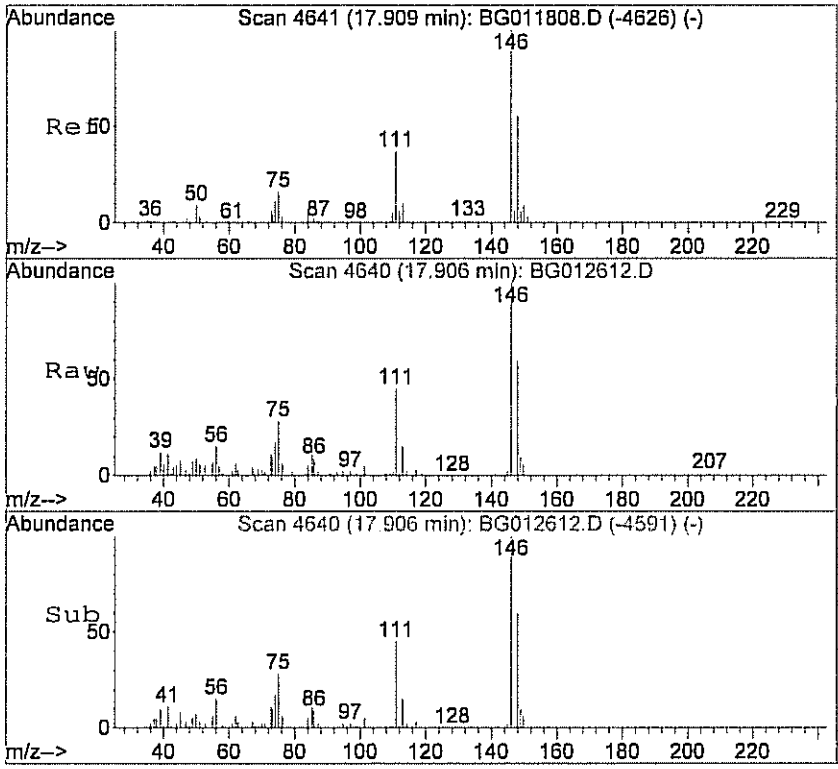

#64
1,4-dichlorobenzene
Concen: 0.51 ppb
RT: 17.91 min Scan# 4640
Delta R.T. 0.01 min
Lab File: BG012612.D
Acq: 26 Jan 2011 6:11 pm

Tgt Ion:146 Resp: 18988

Ion	Ratio	Lower	Upper
146	100		
148	67.1	35.1	75.1
111	43.5	12.4	52.4

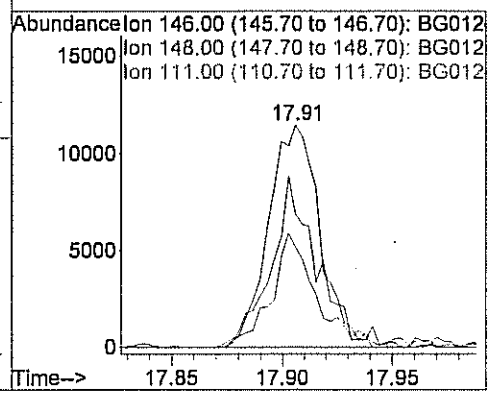

Quantitation Report (QT Reviewed)

Data File : C:\MSDCHEM\1\DATA\BG012726.D Vial: 15
Acq On : 28 Jan 2011 3:01 am Operator: LL
Sample : C1101035-007A 8X Inst : MSD #2
Misc : 1ugm3 & 0.25TCE,CT,VNCL Sample Multiplr: 1.00
MS Integration Params: RTEINT.P
Quant Time: Jan 28 03:22:50 2011 Quant Results File: B118_1UG.RES

Quant Method : C:\MSDCHEM\1\METHODS\B118_1UG.M (RTE Integrator)
Title : TO-15 VOA Standards for 5 point calibration
Last Update : Wed Jan 26 14:01:48 2011
Response via : Initial Calibration
DataAcq Meth : B118_1UG

Internal Standards	R.T.	QIon	Response	Conc	Units		Dev(Min)
1) Bromochloromethane	7.87	128	15002	1.00	ppb		0.00
30) 1,4-difluorobenzene	10.19	114	32239	1.00	ppb		0.00
44) Chlorobenzene-d5	14.98	117	32176	1.00	ppb		0.00
System Monitoring Compounds							
57) Bromofluorobenzene	16.51	95	14704	0.85	ppb		0.00
Spiked Amount 1.000	Range 70 - 130		Recovery = 85.00%				
Target Compounds							Qvalue
12) Acetone	4.63	58	12050m	1.20	ppb		
13) Isopropyl alcohol	4.64	45	796175m	43.56	ppb		
16) Methylene chloride	5.35	84	448694	19.47	ppb	#	81
28) Tetrahydrofuran	8.60	42	9363m	1.60	ppb		
45) Toluene	13.07	92	2840	0.12	ppb	#	54

(#) = qualifier out of range (m) = manual integration (+) = signals summed
BG012726.D B118_1UG.M Thu Feb 24 13:04:33 2011 Page 1

Quantitation Report (QT Reviewed)

Data File : C:\MSDCHEM\1\DATA\BG012726.D Vial: 15
Acq On : 28 Jan 2011 3:01 am Operator: LL
Sample : C1101035-007A 8X Inst : MSD #2
Misc : 1ugm3 & 0.25TCE,CT,VNCL Sample Multiplr: 1.00
MS Integration Params: RTEINT.P
Quant Time: Jan 31 16:00 2011 Quant Results File: B118_1UG.RES

Method : C:\MSDCHEM\1\METHODS\B118_1UG.M (RTE Integrator)
Title : TO-15 VOA Standards for 5 point calibration
Last Update : Tue Feb 01 16:05:43 2011
Response via : Initial Calibration

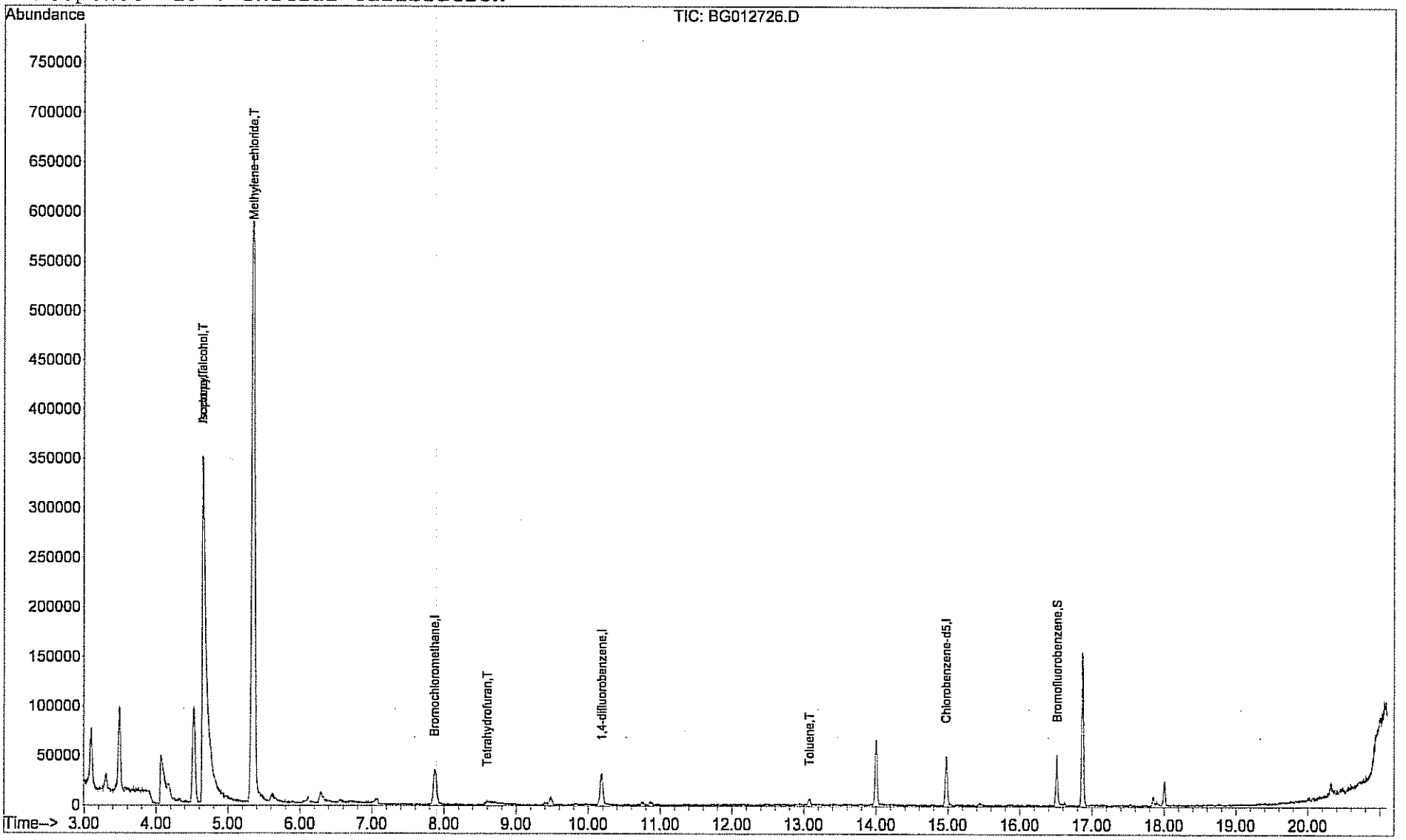

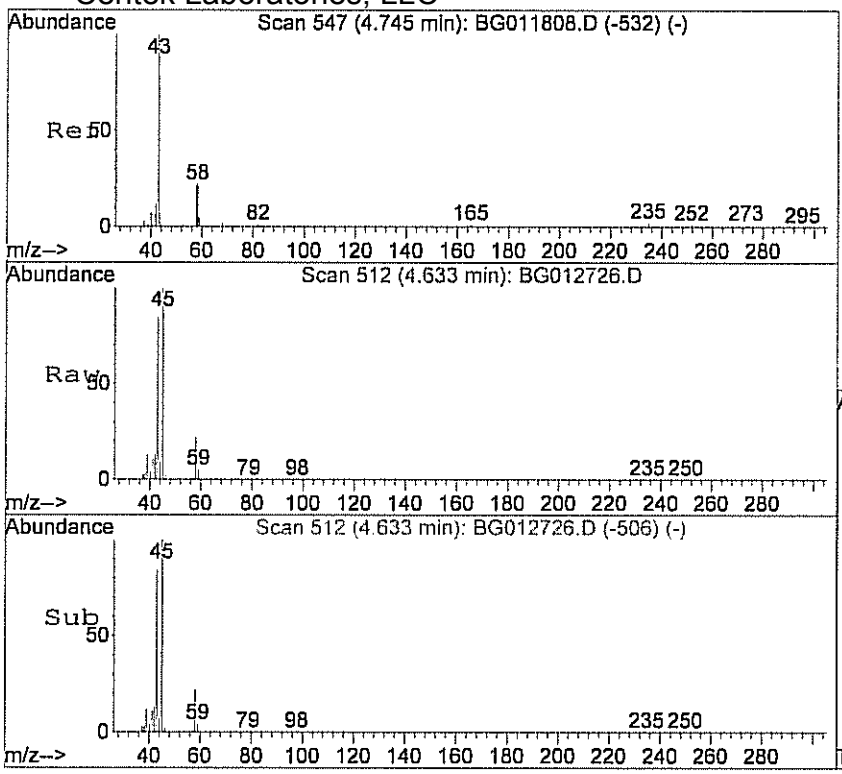

#12
Acetone
Concen: 1.20 ppb m
RT: 4.63 min Scan# 512
Delta R.T. -0.13 min
Lab File: BG012726.D
Acq: 28 Jan 2011 3:01 am

Tgt Ion: 58 Resp: 12050

Ion	Ratio	Lower	Upper
58	100		
43	0.0	148.4	208.4#

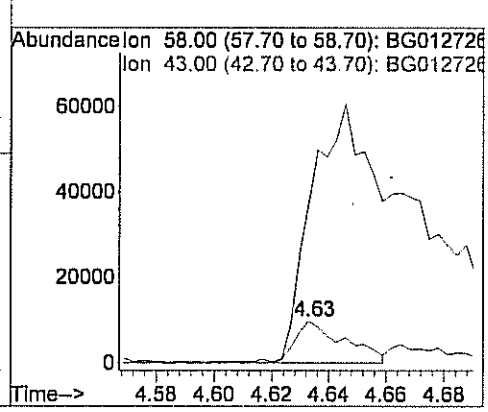

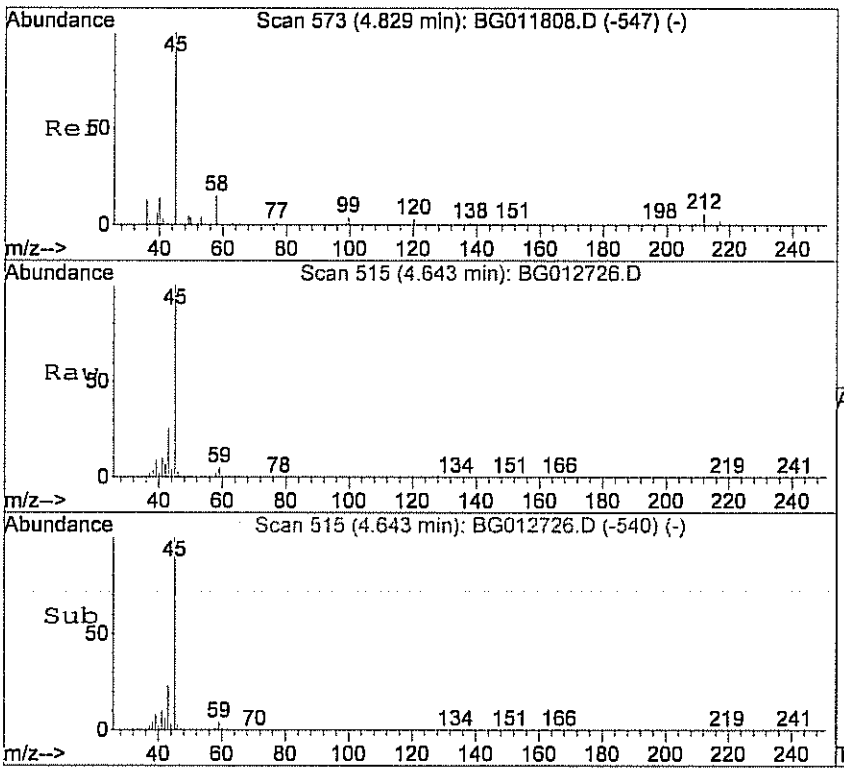

#13
Isopropyl alcohol
Concen: 43.56 ppb m
RT: 4.64 min Scan# 515
Delta R.T. -0.23 min
Lab File: BG012726.D
Acq: 28 Jan 2011 3:01 am

Tgt Ion: 45 Resp: 796175

Ion	Ratio	Lower	Upper
45	100		
43	0.3	6.2	46.2#

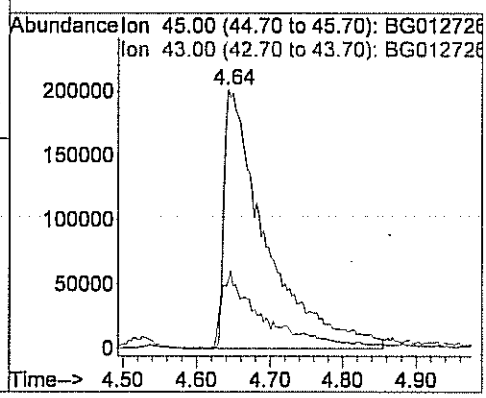

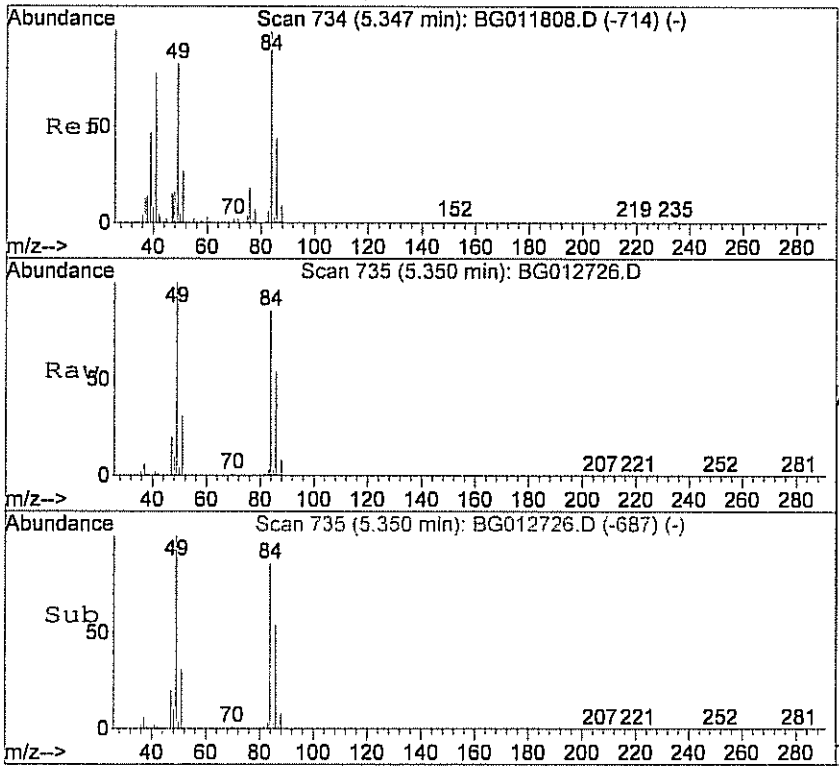

#16
Methylene chloride
Concen: 19.47 ppb
RT: 5.35 min Scan# 735
Delta R.T. 0.00 min
Lab File: BG012726.D
Acq: 28 Jan 2011 3:01 am

Tgt Ion: 84 Resp: 448694

Ion	Ratio	Lower	Upper
84	100		
49	124.5	82.7	122.7#
86	65.7	35.7	75.7

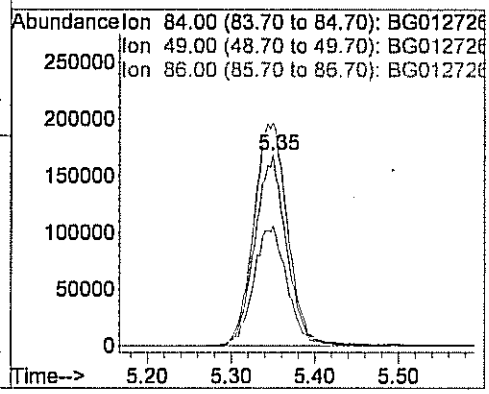

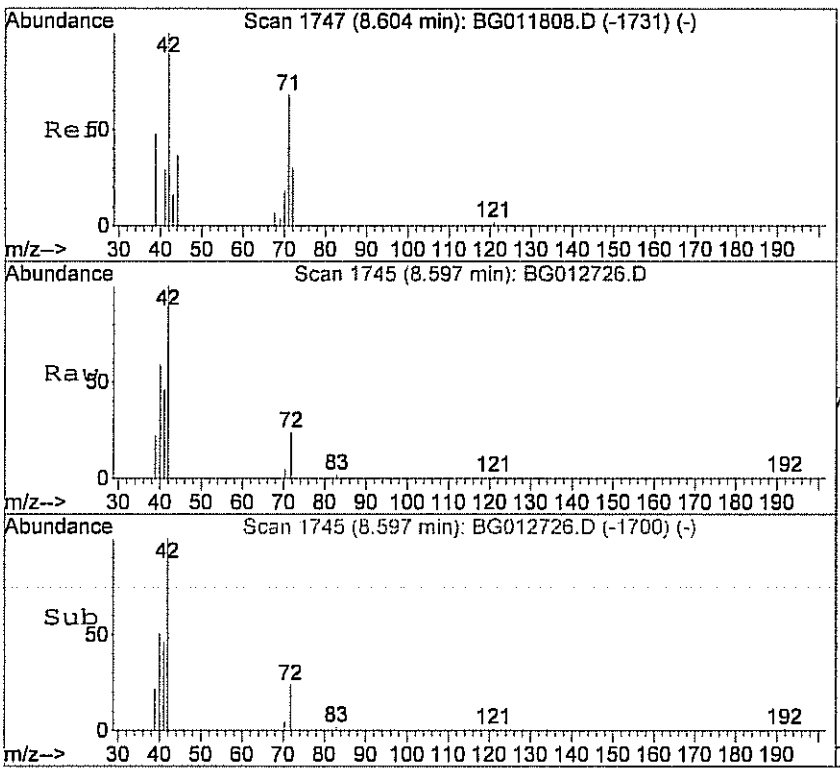

#28
Tetrahydrofuran
Concen: 1.60 ppb m
RT: 8.60 min Scan# 1745
Delta R.T. -0.01 min
Lab File: BG012726.D
Acq: 28 Jan 2011 3:01 am

Tgt Ion: 42 Resp: 9363

Ion	Ratio	Lower	Upper
42	100		
71	7.2	9.8	49.8#
72	4.2	0.0	30.6

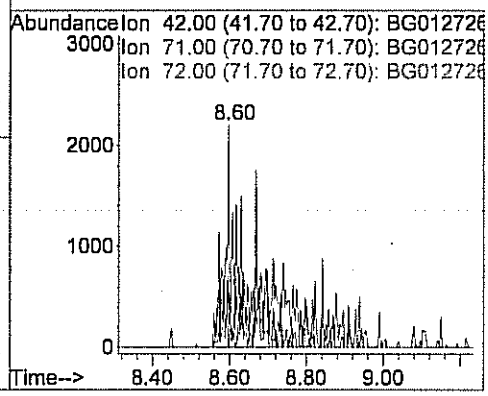

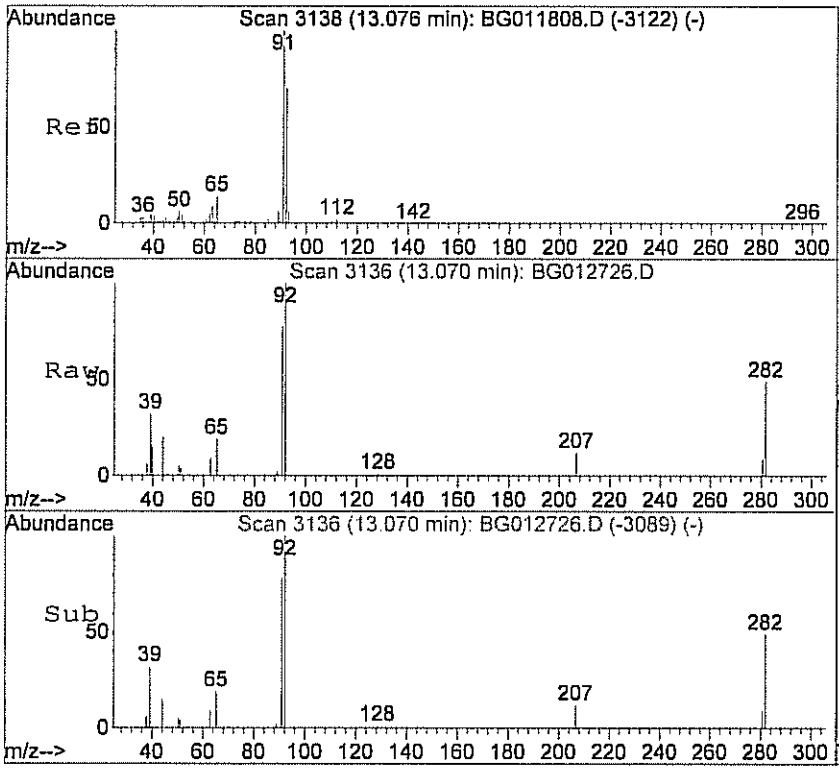

#45
Toluene
Concen: 0.12 ppb
RT: 13.07 min Scan# 3136
Delta R.T. -0.00 min
Lab File: BG012726.D
Acq: 28 Jan 2011 3:01 am

Tgt Ion: 92 Resp: 2840

Ion	Ratio	Lower	Upper
92	100		
91	197.5	121.5	161.5#

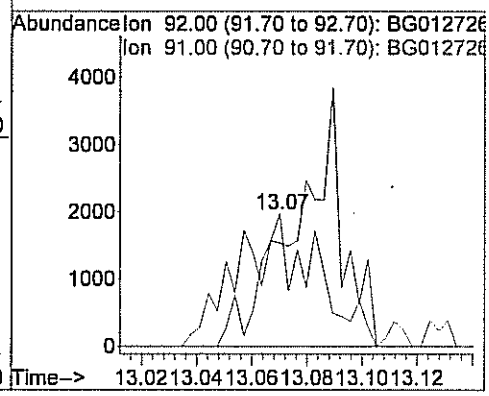

Quantitation Report (QT Reviewed)

Data File : C:\MSDCHEM\1\DATA\BG012725.D Vial: 15
Acq On : 28 Jan 2011 2:27 am Operator: LL
Sample : C1101035-007A 320X Inst : MSD #2
Misc : 1ugm3 & 0.25TCE,CT,VNCL Sample Multiplr: 1.00
MS Integration Params: RTEINT.P
Quant Time: Jan 28 02:49:00 2011 Quant Results File: B118_1UG.RES

Quant Method : C:\MSDCHEM\1\METHODS\B118_1UG.M (RTE Integrator)
Title : TO-15 VOA Standards for 5 point calibration
Last Update : Wed Jan 26 14:01:48 2011
Response via : Initial Calibration
DataAcq Meth : B118_1UG

Internal Standards	R.T.	QIon	Response	Conc	Units	Dev(Min)
1) Bromochloromethane	7.87	128	15182	1.00	ppb	0.00
30) 1,4-difluorobenzene	10.19	114	27249	1.00	ppb	0.01
44) Chlorobenzene-d5	14.97	117	30963	1.00	ppb	0.00
System Monitoring Compounds						
57) Bromofluorobenzene	16.51	95	15610	0.94	ppb	0.00
Spiked Amount 1.000	Range 70 - 130		Recovery = 94.00%			
Target Compounds						Qvalue
13) Isopropyl alcohol	4.85	45	31200	1.69	ppb	85
16) Methylene chloride	5.35	84	16537m	0.71	ppb	

(#) = qualifier out of range (m) = manual integration (+) = signals summed

Quantitation Report (QT Reviewed)

Data File : C:\MSDCHEM\1\DATA\BG012725.D
Acq On : 28 Jan 2011 2:27 am
Sample : C1101035-007A 320X
Misc : 1ugm3 & 0.25TCE,CT,VNCL Sample
MS Integration Params: RTEINT.P
Quant Time: Jan 31 16:02 2011

Vial: 15
Operator: LL
Inst : MSD #2
Multiplr: 1.00

Quant Results File: B118_1UG.RES

Method : C:\MSDCHEM\1\METHODS\B118_1UG.M (RTE Integrator)
Title : TO-15 VOA Standards for 5 point calibration
Last Update : Tue Feb 01 16:05:43 2011
Response via : Initial Calibration

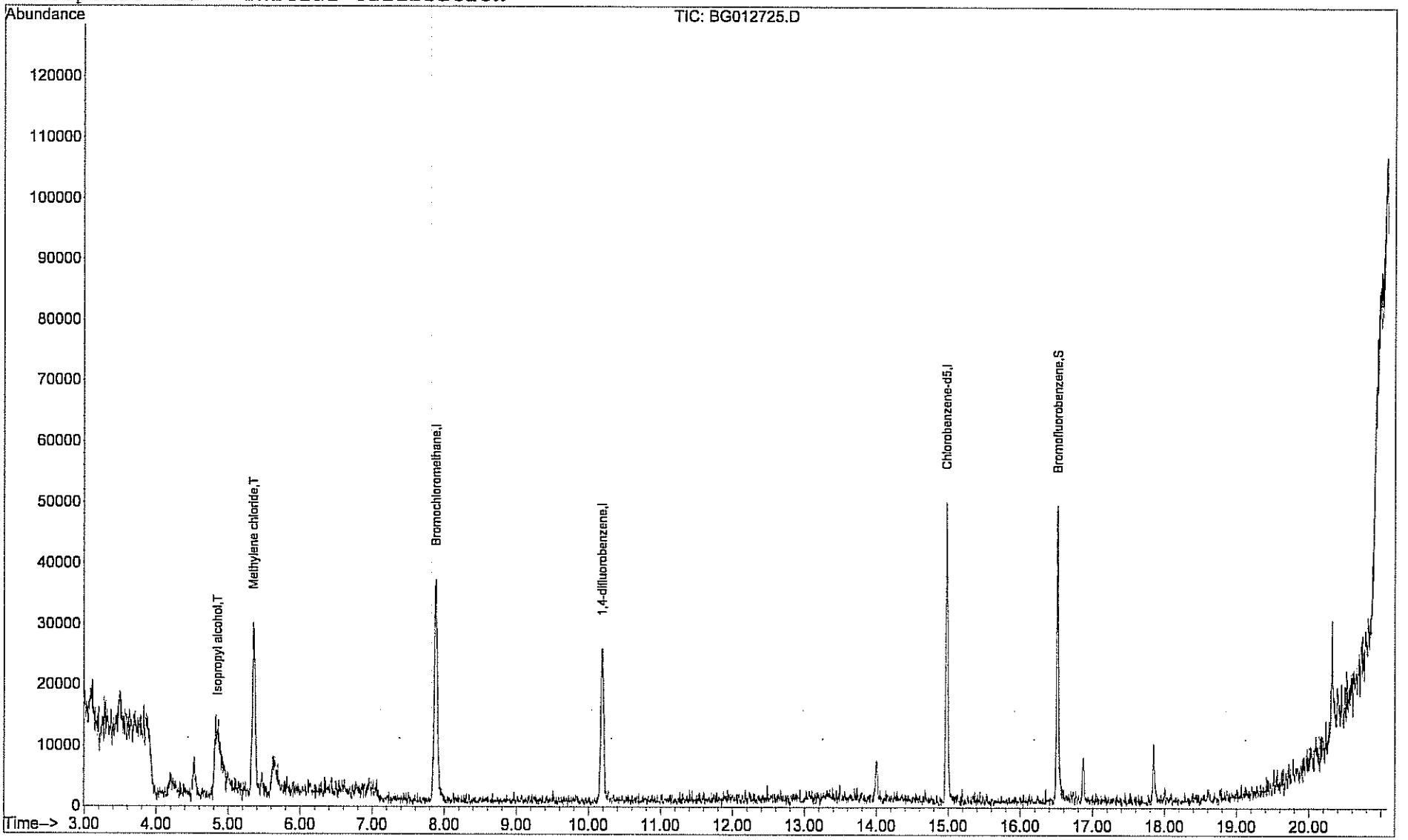

Centek Laboratories, LLC

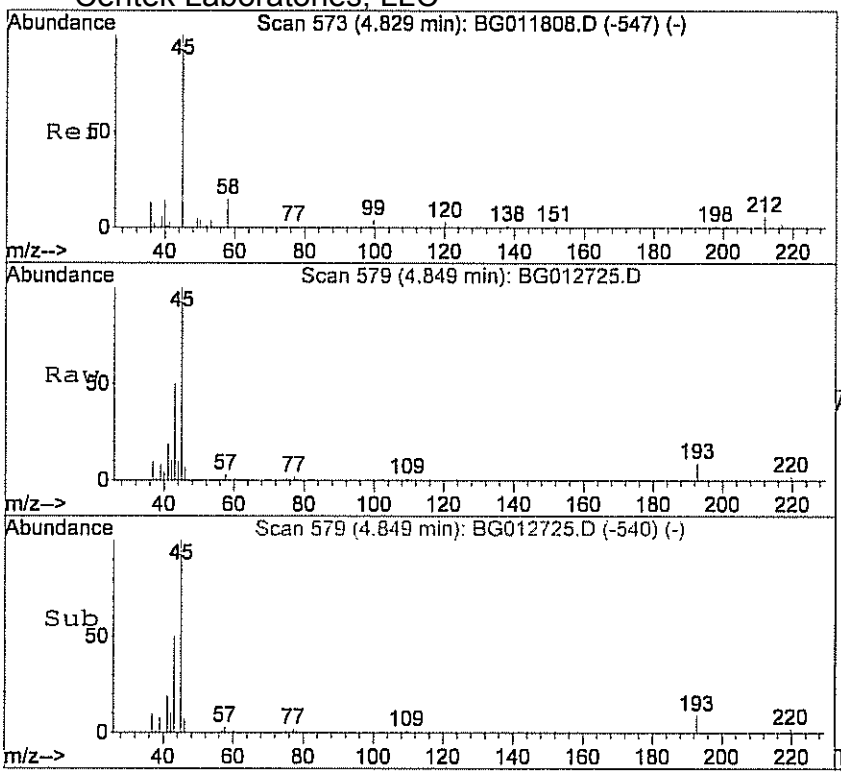

#13
Isopropyl alcohol
Concen: 1.69 ppb
RT: 4.85 min Scan# 579
Delta R.T. -0.03 min
Lab File: BG012725.D
Acq: 28 Jan 2011 2:27 am

Tgt Ion: 45 Resp: 31200

Ion	Ratio	Lower	Upper
45	100		
43	18.3	6.2	46.2

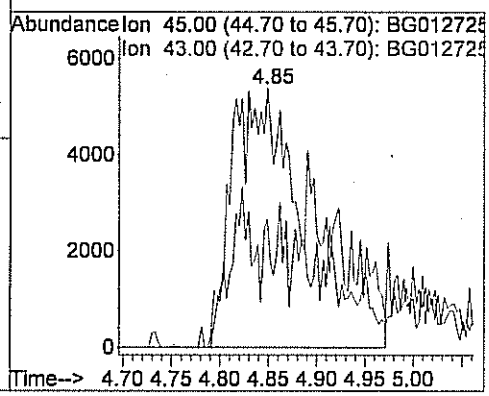

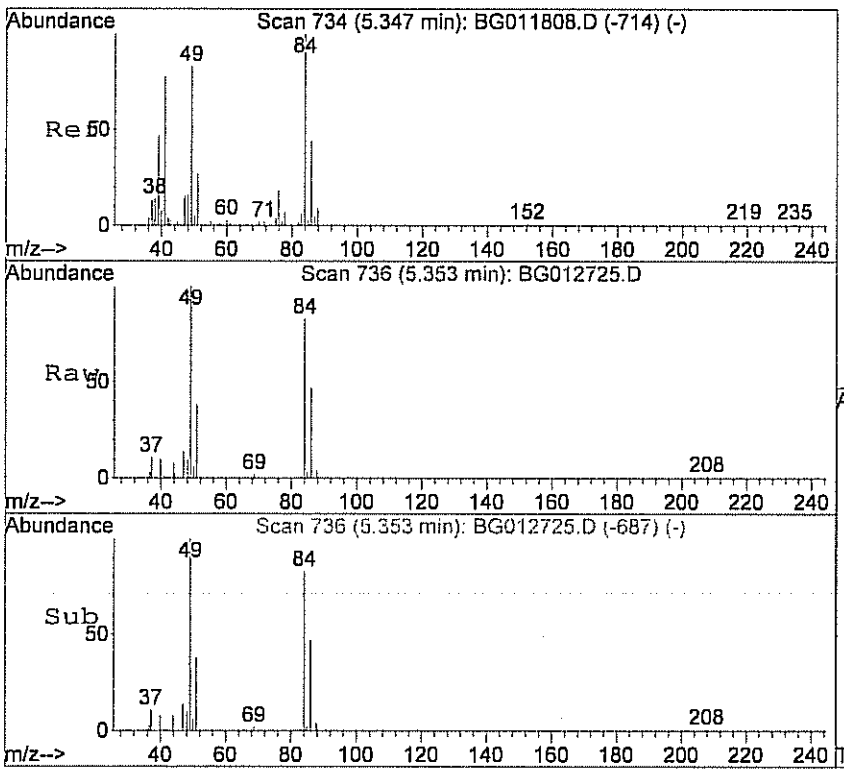

#16
Methylene chloride
Concen: 0.71 ppb m
RT: 5.35 min Scan# 736
Delta R.T. 0.01 min
Lab File: BG012725.D
Acq: 28 Jan 2011 2:27 am

Tgt Ion: 84 Resp: 16537

Ion	Ratio	Lower	Upper
84	100		
49	124.8	82.7	122.7#
86	68.5	35.7	75.7

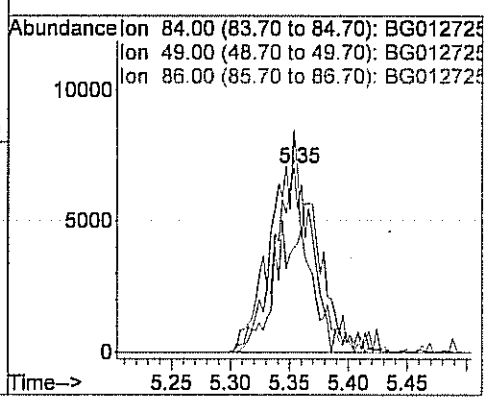

Centek Laboratories, LLC

Date: *22-Feb-11*

CLIENT:	Arcadis	**Client Sample ID:**	SS-VMP 6
Lab Order:	C1101035	**Tag Number:**	317,436
Project:	Lockheed Martin NJ001014.0001	**Collection Date:**	1/24/2011
Lab ID:	C1101035-008A	**Matrix:**	AIR

Analyses	Result	**Limit	Qual	Units	DF	Date Analyzed
FIELD PARAMETERS		FLD				Analyst:
Lab Vacuum In	-5			"Hg		1/26/2011
Lab Vacuum Out	-30			"Hg		1/26/2011
1UG/M3 BY METHOD TO15		TO-15				Analyst: LL
1,1,1-Trichloroethane	< 0.15	0.15		ppbV	1	1/27/2011 8:04:00 AM
1,1,2,2-Tetrachloroethane	< 0.15	0.15		ppbV	1	1/27/2011 8:04:00 AM
1,1,2-Trichloroethane	< 0.15	0.15		ppbV	1	1/27/2011 8:04:00 AM
1,1-Dichloroethane	< 0.15	0.15		ppbV	1	1/27/2011 8:04:00 AM
1,1-Dichloroethene	< 0.15	0.15		ppbV	1	1/27/2011 8:04:00 AM
1,2,4-Trichlorobenzene	< 0.15	0.15		ppbV	1	1/27/2011 8:04:00 AM
1,2,4-Trimethylbenzene	0.57	0.15		ppbV	1	1/27/2011 8:04:00 AM
1,2-Dibromoethane	< 0.15	0.15		ppbV	1	1/27/2011 8:04:00 AM
1,2-Dichlorobenzene	< 0.15	0.15		ppbV	1	1/27/2011 8:04:00 AM
1,2-Dichloroethane	< 0.15	0.15		ppbV	1	1/27/2011 8:04:00 AM
1,2-Dichloropropane	< 0.15	0.15		ppbV	1	1/27/2011 8:04:00 AM
1,3,5-Trimethylbenzene	0.16	0.15		ppbV	1	1/27/2011 8:04:00 AM
1,3-butadiene	< 0.15	0.15		ppbV	1	1/27/2011 8:04:00 AM
1,3-Dichlorobenzene	< 0.15	0.15		ppbV	1	1/27/2011 8:04:00 AM
1,4-Dichlorobenzene	1.3	0.15		ppbV	1	1/27/2011 8:04:00 AM
1,4-Dioxane	< 0.30	0.30		ppbV	1	1/27/2011 8:04:00 AM
2,2,4-trimethylpentane	< 0.15	0.15		ppbV	1	1/27/2011 8:04:00 AM
4-ethyltoluene	0.12	0.15	J	ppbV	1	1/27/2011 8:04:00 AM
Acetone	13	2.4		ppbV	8	1/29/2011 7:32:00 AM
Allyl chloride	< 0.15	0.15		ppbV	1	1/27/2011 8:04:00 AM
Benzene	0.32	0.15		ppbV	1	1/27/2011 8:04:00 AM
Benzyl chloride	< 0.15	0.15		ppbV	1	1/27/2011 8:04:00 AM
Bromodichloromethane	< 0.15	0.15		ppbV	1	1/27/2011 8:04:00 AM
Bromoform	< 0.15	0.15		ppbV	1	1/27/2011 8:04:00 AM
Bromomethane	< 0.15	0.15		ppbV	1	1/27/2011 8:04:00 AM
Carbon disulfide	0.10	0.15	J	ppbV	1	1/27/2011 8:04:00 AM
Carbon tetrachloride	0.050	0.15	J	ppbV	1	1/27/2011 8:04:00 AM
Chlorobenzene	< 0.15	0.15		ppbV	1	1/27/2011 8:04:00 AM
Chloroethane	< 0.15	0.15		ppbV	1	1/27/2011 8:04:00 AM
Chloroform	< 0.15	0.15		ppbV	1	1/27/2011 8:04:00 AM
Chloromethane	0.29	0.15		ppbV	1	1/27/2011 8:04:00 AM
cis-1,2-Dichloroethene	< 0.15	0.15		ppbV	1	1/27/2011 8:04:00 AM
cis-1,3-Dichloropropene	< 0.15	0.15		ppbV	1	1/27/2011 8:04:00 AM
Cyclohexane	0.51	0.15		ppbV	1	1/27/2011 8:04:00 AM
Dibromochloromethane	< 0.15	0.15		ppbV	1	1/27/2011 8:04:00 AM
Ethyl acetate	< 0.25	0.25		ppbV	1	1/27/2011 8:04:00 AM

Qualifiers:

**	Reporting Limit	.	Results reported are not blank corrected
B	Analyte detected in the associated Method Blank	E	Value above quantitation range
H	Holding times for preparation or analysis exceeded	J	Analyte detected at or below quantitation limits
JN	Non-routine analyte. Quantitation estimated.	ND	Not Detected at the Reporting Limit
S	Spike Recovery outside accepted recovery limits		

Centek Laboratories, LLC

Date: *22-Feb-11*

CLIENT:	Arcadis	**Client Sample ID:**	SS-VMP 6
Lab Order:	C1101035	**Tag Number:**	317,436
Project:	Lockheed Martin NJ001014.0001	**Collection Date:**	1/24/2011
Lab ID:	C1101035-008A	**Matrix:**	AIR

Analyses	Result	**Limit	Qual	Units	DF	Date Analyzed
1UG/M3 BY METHOD TO15		TO-15				Analyst: LL
Ethylbenzene	0.19	0.15		ppbV	1	1/27/2011 8:04:00 AM
Freon 11	0.22	0.15		ppbV	1	1/27/2011 8:04:00 AM
Freon 113	< 0.15	0.15		ppbV	1	1/27/2011 8:04:00 AM
Freon 114	< 0.15	0.15		ppbV	1	1/27/2011 8:04:00 AM
Freon 12	0.39	0.15		ppbV	1	1/27/2011 8:04:00 AM
Heptane	0.63	0.15		ppbV	1	1/27/2011 8:04:00 AM
Hexachloro-1,3-butadiene	< 0.15	0.15		ppbV	1	1/27/2011 8:04:00 AM
Hexane	0.56	0.15		ppbV	1	1/27/2011 8:04:00 AM
Isopropyl alcohol	590	48		ppbV	320	1/29/2011 8:07:00 AM
m&p-Xylene	0.47	0.30		ppbV	1	1/27/2011 8:04:00 AM
Methyl Butyl Ketone	< 0.30	0.30		ppbV	1	1/27/2011 8:04:00 AM
Methyl Ethyl Ketone	1.0	0.30		ppbV	1	1/27/2011 8:04:00 AM
Methyl Isobutyl Ketone	< 0.30	0.30		ppbV	1	1/27/2011 8:04:00 AM
Methyl tert-butyl ether	< 0.15	0.15		ppbV	1	1/27/2011 8:04:00 AM
Methylene chloride	230	48		ppbV	320	1/29/2011 8:07:00 AM
o-Xylene	0.17	0.15		ppbV	1	1/27/2011 8:04:00 AM
Propylene	< 0.15	0.15		ppbV	1	1/27/2011 8:04:00 AM
Styrene	0.13	0.15	J	ppbV	1	1/27/2011 8:04:00 AM
Tetrachloroethylene	< 0.15	0.15		ppbV	1	1/27/2011 8:04:00 AM
Tetrahydrofuran	3.8	0.15		ppbV	1	1/27/2011 8:04:00 AM
Toluene	1.5	1.2		ppbV	8	1/29/2011 7:32:00 AM
trans-1,2-Dichloroethene	0.11	0.15	J	ppbV	1	1/27/2011 8:04:00 AM
trans-1,3-Dichloropropene	< 0.15	0.15		ppbV	1	1/27/2011 8:04:00 AM
Trichloroethene	0.090	0.15	J	ppbV	1	1/27/2011 8:04:00 AM
Vinyl acetate	< 0.15	0.15		ppbV	1	1/27/2011 8:04:00 AM
Vinyl Bromide	< 0.15	0.15		ppbV	1	1/27/2011 8:04:00 AM
Vinyl chloride	< 0.15	0.15		ppbV	1	1/27/2011 8:04:00 AM
Surr: Bromofluorobenzene	100	70-130		%REC	1	1/27/2011 8:04:00 AM

Qualifiers:

**	Reporting Limit	.	Results reported are not blank corrected
B	Analyte detected in the associated Method Blank	E	Value above quantitation range
H	Holding times for preparation or analysis exceeded	J	Analyte detected at or below quantitation limits
JN	Non-routine analyte. Quantitation estimated.	ND	Not Detected at the Reporting Limit
S	Spike Recovery outside accepted recovery limits		

Centek Laboratories, LLC

Date: *22-Feb-11*

CLIENT:	Arcadis	**Client Sample ID:**	SS-VMP 6
Lab Order:	C1101035	**Tag Number:**	317,436
Project:	Lockheed Martin NJ001014.0001	**Collection Date:**	1/24/2011
Lab ID:	C1101035-008A	**Matrix:**	AIR

Analyses	Result	**Limit	Qual	Units	DF	Date Analyzed
1UG/M3 BY METHOD TO15		TO-15				Analyst: LL
1,1,1-Trichloroethane	< 0.83	0.83		ug/m3	1	1/27/2011 8:04:00 AM
1,1,2,2-Tetrachloroethane	< 1.0	1.0		ug/m3	1	1/27/2011 8:04:00 AM
1,1,2-Trichloroethane	< 0.83	0.83		ug/m3	1	1/27/2011 8:04:00 AM
1,1-Dichloroethane	< 0.62	0.62		ug/m3	1	1/27/2011 8:04:00 AM
1,1-Dichloroethene	< 0.60	0.60		ug/m3	1	1/27/2011 8:04:00 AM
1,2,4-Trichlorobenzene	< 1.1	1.1		ug/m3	1	1/27/2011 8:04:00 AM
1,2,4-Trimethylbenzene	2.8	0.75		ug/m3	1	1/27/2011 8:04:00 AM
1,2-Dibromoethane	< 1.2	1.2		ug/m3	1	1/27/2011 8:04:00 AM
1,2-Dichlorobenzene	< 0.92	0.92		ug/m3	1	1/27/2011 8:04:00 AM
1,2-Dichloroethane	< 0.62	0.62		ug/m3	1	1/27/2011 8:04:00 AM
1,2-Dichloropropane	< 0.70	0.70		ug/m3	1	1/27/2011 8:04:00 AM
1,3,5-Trimethylbenzene	0.80	0.75		ug/m3	1	1/27/2011 8:04:00 AM
1,3-butadiene	< 0.34	0.34		ug/m3	1	1/27/2011 8:04:00 AM
1,3-Dichlorobenzene	< 0.92	0.92		ug/m3	1	1/27/2011 8:04:00 AM
1,4-Dichlorobenzene	8.0	0.92		ug/m3	1	1/27/2011 8:04:00 AM
1,4-Dioxane	< 1.1	1.1		ug/m3	1	1/27/2011 8:04:00 AM
2,2,4-trimethylpentane	< 0.71	0.71		ug/m3	1	1/27/2011 8:04:00 AM
4-ethyltoluene	0.60	0.75	J	ug/m3	1	1/27/2011 8:04:00 AM
Acetone	31	5.8		ug/m3	8	1/29/2011 7:32:00 AM
Allyl chloride	< 0.48	0.48		ug/m3	1	1/27/2011 8:04:00 AM
Benzene	1.0	0.49		ug/m3	1	1/27/2011 8:04:00 AM
Benzyl chloride	< 0.88	0.88		ug/m3	1	1/27/2011 8:04:00 AM
Bromodichloromethane	< 1.0	1.0		ug/m3	1	1/27/2011 8:04:00 AM
Bromoform	< 1.6	1.6		ug/m3	1	1/27/2011 8:04:00 AM
Bromomethane	< 0.59	0.59		ug/m3	1	1/27/2011 8:04:00 AM
Carbon disulfide	0.32	0.47	J	ug/m3	1	1/27/2011 8:04:00 AM
Carbon tetrachloride	0.32	0.96	J	ug/m3	1	1/27/2011 8:04:00 AM
Chlorobenzene	< 0.70	0.70		ug/m3	1	1/27/2011 8:04:00 AM
Chloroethane	< 0.40	0.40		ug/m3	1	1/27/2011 8:04:00 AM
Chloroform	< 0.74	0.74		ug/m3	1	1/27/2011 8:04:00 AM
Chloromethane	0.61	0.31		ug/m3	1	1/27/2011 8:04:00 AM
cis-1,2-Dichloroethene	< 0.60	0.60		ug/m3	1	1/27/2011 8:04:00 AM
cis-1,3-Dichloropropene	< 0.69	0.69		ug/m3	1	1/27/2011 8:04:00 AM
Cyclohexane	1.8	0.52		ug/m3	1	1/27/2011 8:04:00 AM
Dibromochloromethane	< 1.3	1.3		ug/m3	1	1/27/2011 8:04:00 AM
Ethyl acetate	< 0.92	0.92		ug/m3	1	1/27/2011 8:04:00 AM
Ethylbenzene	0.84	0.66		ug/m3	1	1/27/2011 8:04:00 AM
Freon 11	1.3	0.86		ug/m3	1	1/27/2011 8:04:00 AM
Freon 113	< 1.2	1.2		ug/m3	1	1/27/2011 8:04:00 AM
Freon 114	< 1.1	1.1		ug/m3	1	1/27/2011 8:04:00 AM

Qualifiers:

**	Reporting Limit	.	Results reported are not blank corrected
B	Analyte detected in the associated Method Blank	E	Value above quantitation range
H	Holding times for preparation or analysis exceeded	J	Analyte detected at or below quantitation limits
JN	Non-routine analyte. Quantitation estimated.	ND	Not Detected at the Reporting Limit
S	Spike Recovery outside accepted recovery limits		

Centek Laboratories, LLC

Date: *22-Feb-11*

CLIENT:	Arcadis	**Client Sample ID:**	SS-VMP 6
Lab Order:	C1101035	**Tag Number:**	317,436
Project:	Lockheed Martin NJ001014.0001	**Collection Date:**	1/24/2011
Lab ID:	C1101035-008A	**Matrix:**	AIR

Analyses	Result	**Limit	Qual	Units	DF	Date Analyzed
1UG/M3 BY METHOD TO15		TO-15				Analyst: LL
Freon 12	2.0	0.75		ug/m3	1	1/27/2011 8:04:00 AM
Heptane	2.6	0.62		ug/m3	1	1/27/2011 8:04:00 AM
Hexachloro-1,3-butadiene	< 1.6	1.6		ug/m3	1	1/27/2011 8:04:00 AM
Hexane	2.0	0.54		ug/m3	1	1/27/2011 8:04:00 AM
Isopropyl alcohol	1500	120		ug/m3	320	1/29/2011 8:07:00 AM
m&p-Xylene	2.1	1.3		ug/m3	1	1/27/2011 8:04:00 AM
Methyl Butyl Ketone	< 1.2	1.2		ug/m3	1	1/27/2011 8:04:00 AM
Methyl Ethyl Ketone	3.1	0.90		ug/m3	1	1/27/2011 8:04:00 AM
Methyl Isobutyl Ketone	< 1.2	1.2		ug/m3	1	1/27/2011 8:04:00 AM
Methyl tert-butyl ether	< 0.55	0.55		ug/m3	1	1/27/2011 8:04:00 AM
Methylene chloride	800	170		ug/m3	320	1/29/2011 8:07:00 AM
o-Xylene	0.75	0.66		ug/m3	1	1/27/2011 8:04:00 AM
Propylene	< 0.26	0.26		ug/m3	1	1/27/2011 8:04:00 AM
Styrene	0.56	0.65	J	ug/m3	1	1/27/2011 8:04:00 AM
Tetrachloroethylene	< 1.0	1.0		ug/m3	1	1/27/2011 8:04:00 AM
Tetrahydrofuran	11	0.45		ug/m3	1	1/27/2011 8:04:00 AM
Toluene	5.8	4.6		ug/m3	8	1/29/2011 7:32:00 AM
trans-1,2-Dichloroethene	0.44	0.60	J	ug/m3	1	1/27/2011 8:04:00 AM
trans-1,3-Dichloropropene	< 0.69	0.69		ug/m3	1	1/27/2011 8:04:00 AM
Trichloroethene	0.49	0.82	J	ug/m3	1	1/27/2011 8:04:00 AM
Vinyl acetate	< 0.54	0.54		ug/m3	1	1/27/2011 8:04:00 AM
Vinyl Bromide	< 0.67	0.67		ug/m3	1	1/27/2011 8:04:00 AM
Vinyl chloride	< 0.39	0.39		ug/m3	1	1/27/2011 8:04:00 AM

Qualifiers:

**	Reporting Limit	.	Results reported are not blank corrected
B	Analyte detected in the associated Method Blank	E	Value above quantitation range
H	Holding times for preparation or analysis exceeded	J	Analyte detected at or below quantitation limits
JN	Non-routine analyte. Quantitation estimated.	ND	Not Detected at the Reporting Limit
S	Spike Recovery outside accepted recovery limits		

Quantitation Report (QT Reviewed)

Data File : C:\MSDCHEM\1\DATA\BG012636.D Vial: 28
Acq On : 27 Jan 2011 8:04 am Operator: LL
Sample : C1101035-008A Inst : MSD #2
Misc : 1ugm3 & 0.25TCE,CT,VNCL Sample Multiplr: 1.00
MS Integration Params: RTEINT.P
Quant Time: Jan 31 11:56:25 2011 Quant Results File: B118_1UG.RES

Quant Method : C:\MSDCHEM\1\METHODS\B118_1UG.M (RTE Integrator)
Title : TO-15 VOA Standards for 5 point calibration
Last Update : Wed Jan 26 14:01:48 2011
Response via : Initial Calibration
DataAcq Meth : B118_1UG

Internal Standards	R.T.	QIon	Response	Conc	Units		Dev(Min)
1) Bromochloromethane	7.88	128	18533	1.00	ppb		0.01
30) 1,4-difluorobenzene	10.19	114	54447	1.00	ppb		0.00
44) Chlorobenzene-d5	14.97	117	44680	1.00	ppb		0.00
System Monitoring Compounds							
57) Bromofluorobenzene	16.51	95	23960	1.00	ppb		0.00
Spiked Amount 1.000	Range 70 - 130		Recovery = 100.00%				
Target Compounds							Qvalue
3) Freon 12	3.12	85	44041	0.39	ppb		90
4) Chloromethane	3.27	50	12000	0.29	ppb		85
11) Freon 11	4.33	101	23858	0.22	ppb		97
12) Acetone	4.59	58	130852m	10.53	ppb		
13) Isopropyl alcohol	4.63	45	11841402m	524.41	ppb		
16) Methylene chloride	5.35	84	5764957	202.52	ppb		84
18) Carbon disulfide	5.47	76	9714	0.10	ppb		83
19) trans-1,2-dichloroethene	6.19	61	4433	0.11	ppb	#	44
23) Methyl Ethyl Ketone	7.33	43	19608	1.02	ppb		100
25) Hexane	7.08	41	18776	0.56	ppb	#	83
28) Tetrahydrofuran	8.49	42	27387m	3.78	ppb		
32) Cyclohexane	9.48	56	14100m	0.51	ppb		
33) Carbon tetrachloride	9.42	117	6233m	0.05	ppb		
34) Benzene	9.41	78	25078	0.32	ppb		99
37) Heptane	10.76	43	18184m	0.63	ppb		
38) Trichloroethene	10.86	130	4462m	0.09	ppb		
45) Toluene	13.08	92	76132	2.32	ppb	#	80
52) Ethylbenzene	15.28	91	9600	0.19	ppb		99
53) m&p-xylene	15.44	91	22527	0.47	ppb		89
54) Styrene	15.88	104	3830m	0.13	ppb		
56) o-xylene	15.89	91	8546	0.17	ppb		99
59) 4-ethyltoluene	17.07	105	6583	0.12	ppb		83
60) 1,3,5-trimethylbenzene	17.13	105	7494	0.16	ppb		74
61) 1,2,4-trimethylbenzene	17.53	105	17451	0.57	ppb		84
64) 1,4-dichlorobenzene	17.90	146	47488	1.31	ppb		92

(#) = qualifier out of range (m) = manual integration (+) = signals summed

Quantitation Report (QT Reviewed)

Data File : C:\MSDCHEM\1\DATA\BG012636.D Vial: 28
Acq On : 27 Jan 2011 8:04 am Operator: LL
Sample : C1101035-008A Inst : MSD #2
Misc : 1ugm3 & 0.25TCE,CT,VNCL Sample Multiplr: 1.00
MS Integration Params: RTEINT.P
Quant Time: Jan 31 12:01 2011 Quant Results File: B118_1UG.RES

Method : C:\MSDCHEM\1\METHODS\B118_1UG.M (RTE Integrator)
Title : TO-15 VOA Standards for 5 point calibration
Last Update : Tue Feb 01 16:05:43 2011
Response via : Initial Calibration

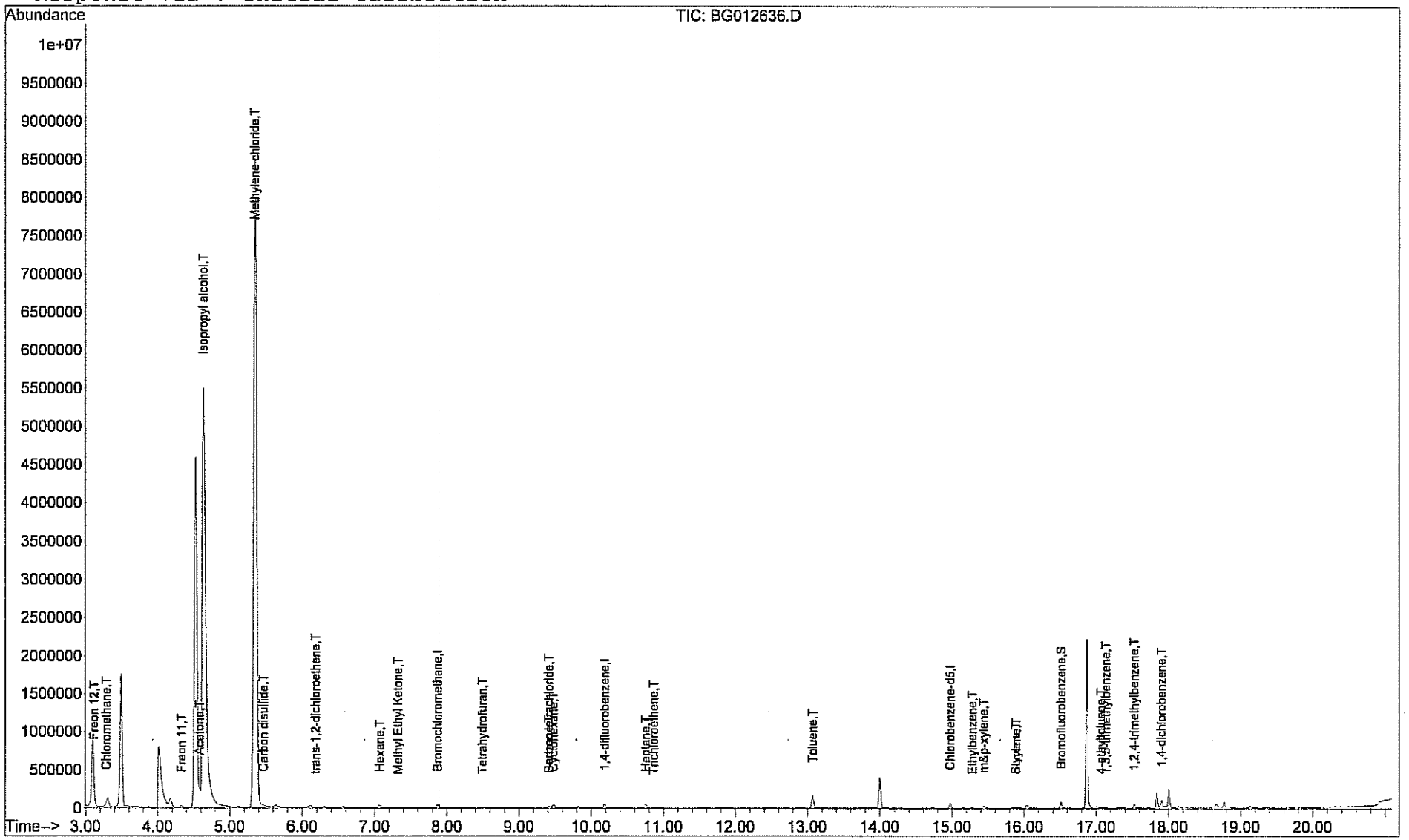

Centek Laboratories, LLC

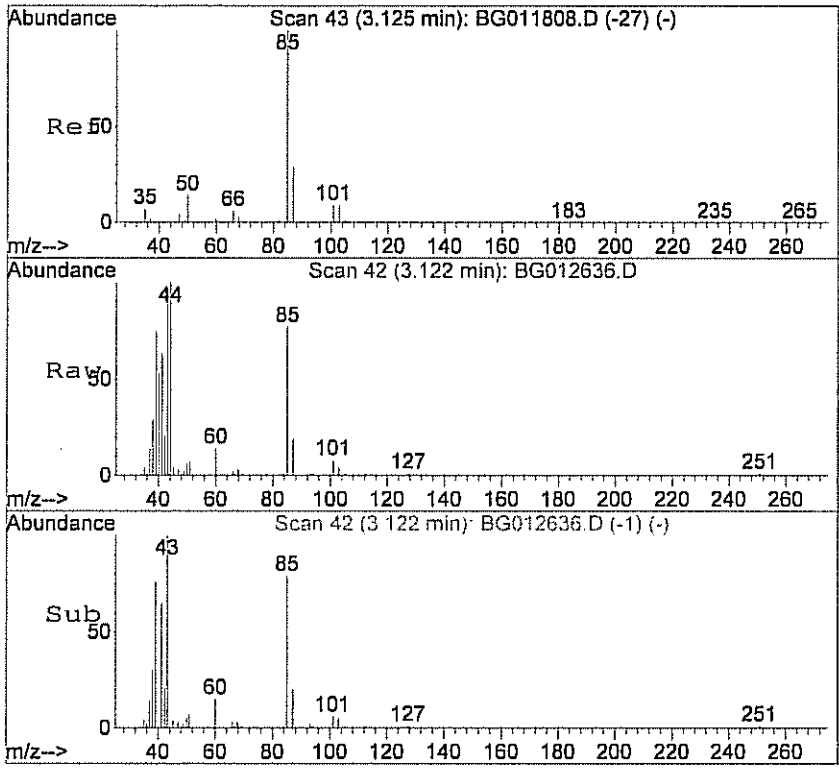

#3
Freon 12
Concen: 0.39 ppb
RT: 3.12 min Scan# 42
Delta R.T. -0.00 min
Lab File: BG012636.D
Acq: 27 Jan 2011 8:04 am

Tgt Ion: 85 Resp: 44041

Ion	Ratio	Lower	Upper
85	100		
87	28.4	14.1	54.1

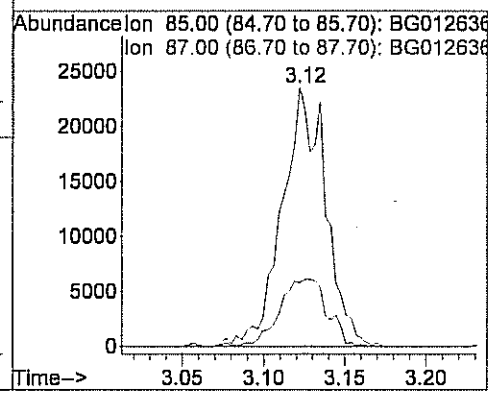

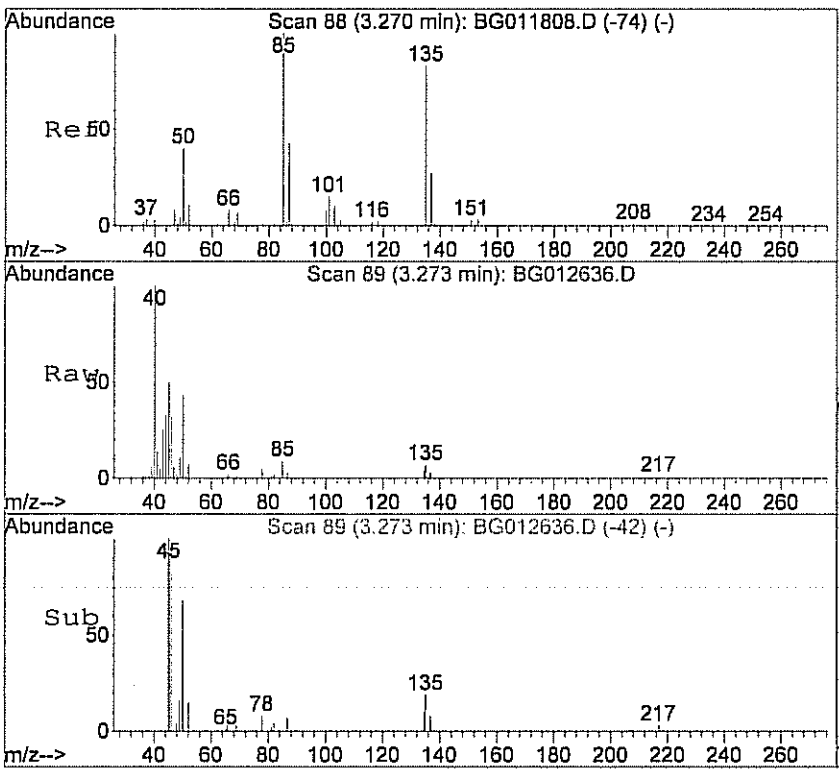

#4
Chloromethane
Concen: 0.29 ppb
RT: 3.27 min Scan# 89
Delta R.T. -0.00 min
Lab File: BG012636.D
Acq: 27 Jan 2011 8:04 am

Tgt Ion: 50 Resp: 12000

Ion	Ratio	Lower	Upper
50	100		
52	23.1	0.0	36.8

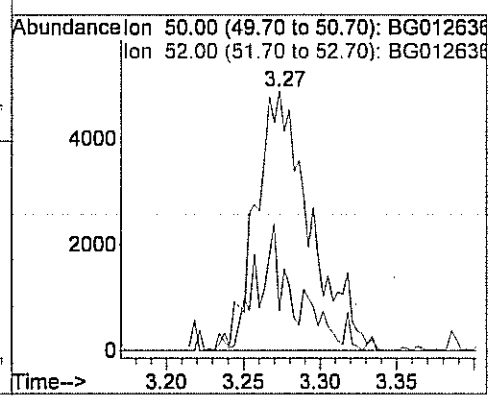

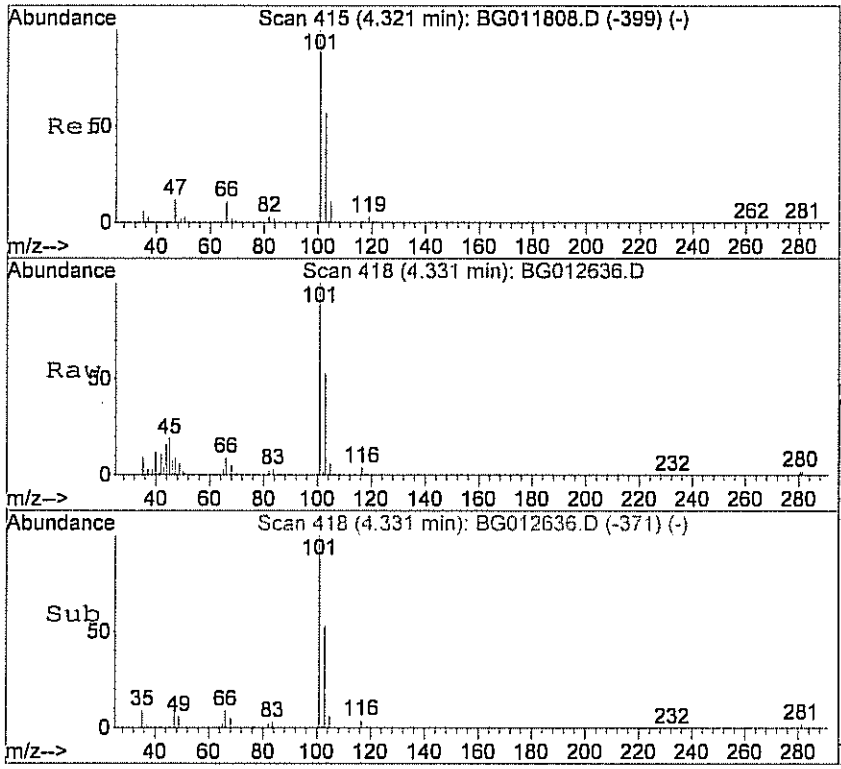

#11
Freon 11
Concen: 0.22 ppb
RT: 4.33 min Scan# 418
Delta R.T. -0.00 min
Lab File: BG012636.D
Acq: 27 Jan 2011 8:04 am

Tgt Ion:101 Resp: 23858

Ion	Ratio	Lower	Upper
101	100		
103	70.7	49.2	89.2
105	3.9	0.0	27.9

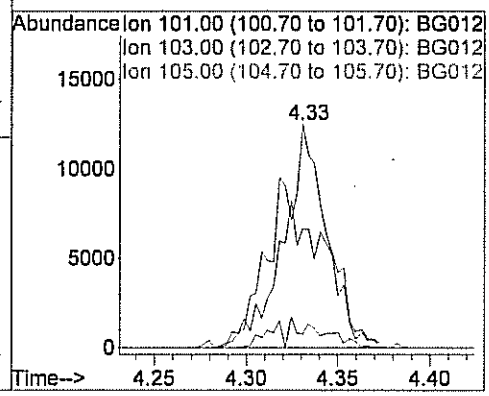

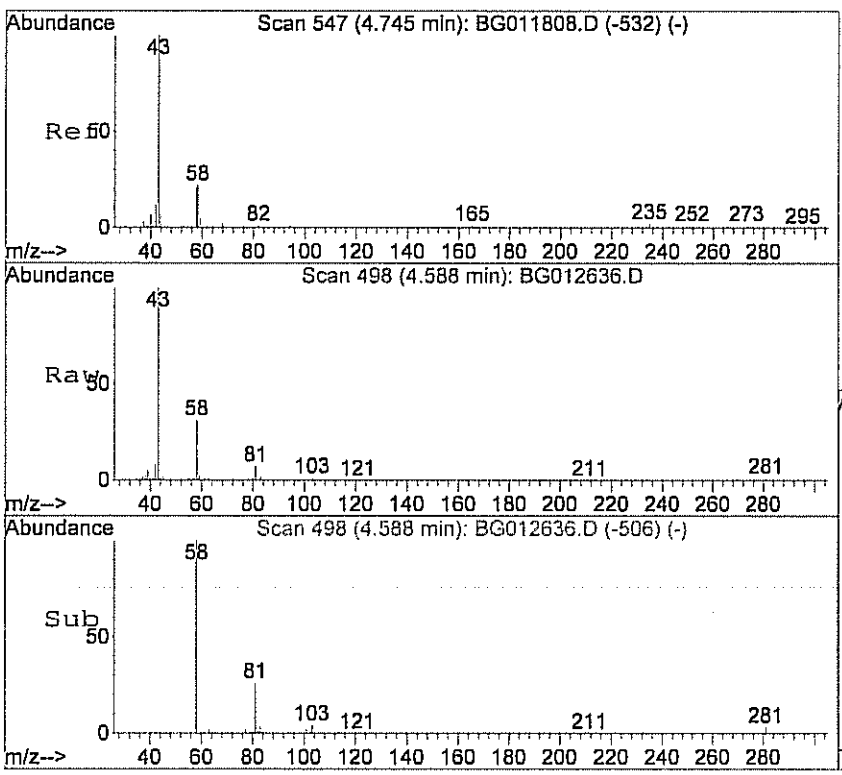

#12
Acetone
Concen: 10.53 ppb m
RT: 4.59 min Scan# 498
Delta R.T. -0.18 min
Lab File: BG012636.D
Acq: 27 Jan 2011 8:04 am

Tgt Ion: 58 Resp: 130852

Ion	Ratio	Lower	Upper
58	100		
43	0.0	148.4	208.4#

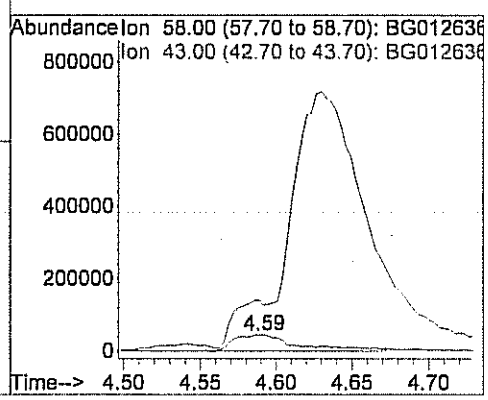

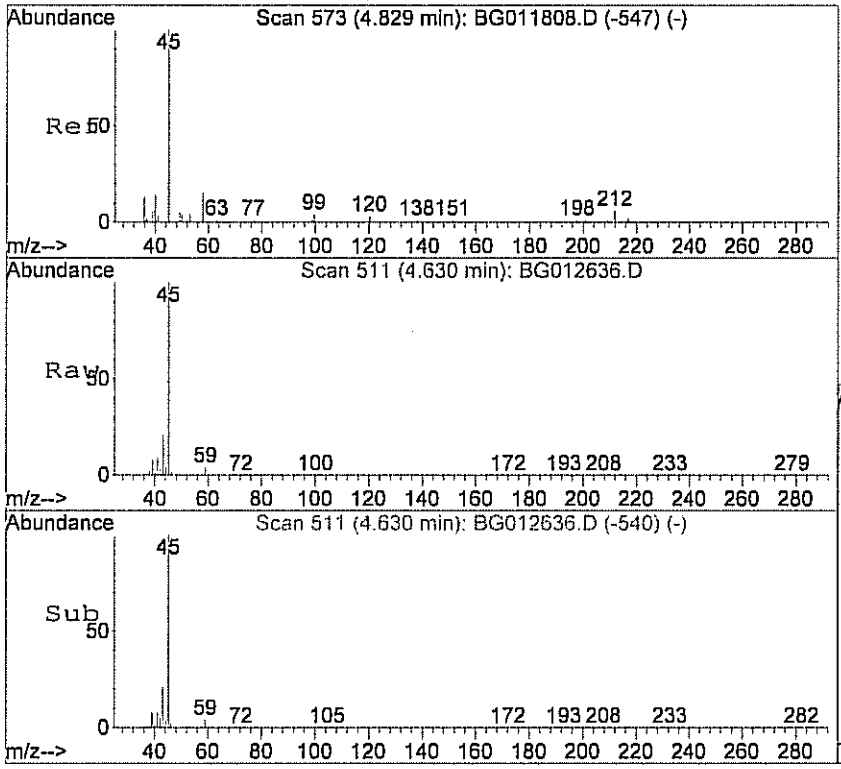

#13
Isopropyl alcohol
Concen: 524.41 ppb m
RT: 4.63 min Scan# 511
Delta R.T. -0.24 min
Lab File: BG012636.D
Acq: 27 Jan 2011 8:04 am

Tgt Ion: 45 Resp:11841402

Ion	Ratio	Lower	Upper
45	100		
43	0.0	6.2	46.2#

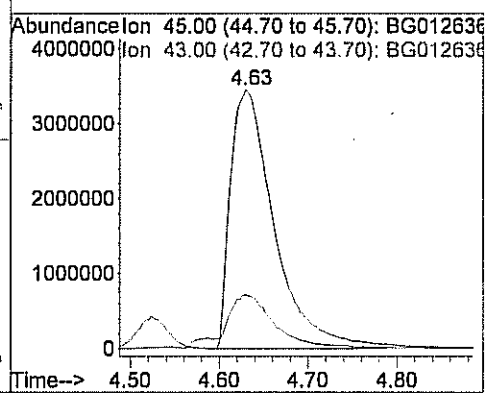

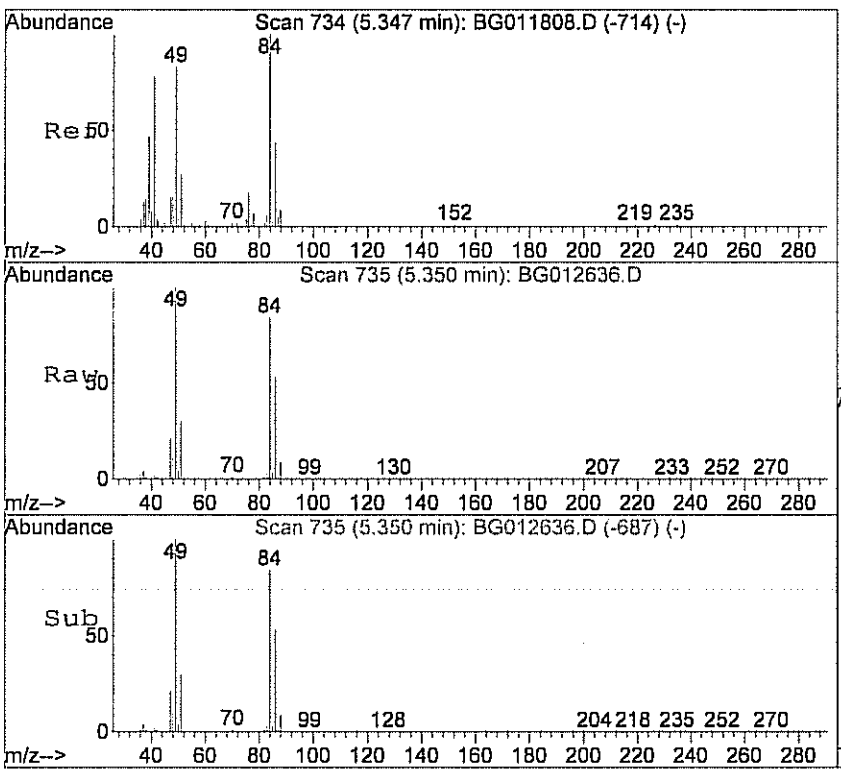

#16
Methylene chloride
Concen: 202.52 ppb
RT: 5.35 min Scan# 735
Delta R.T. 0.00 min
Lab File: BG012636.D
Acq: 27 Jan 2011 8:04 am

Tgt Ion: 84 Resp: 5764957

Ion	Ratio	Lower	Upper
84	100		
49	121.4	82.7	122.7
86	64.8	35.7	75.7

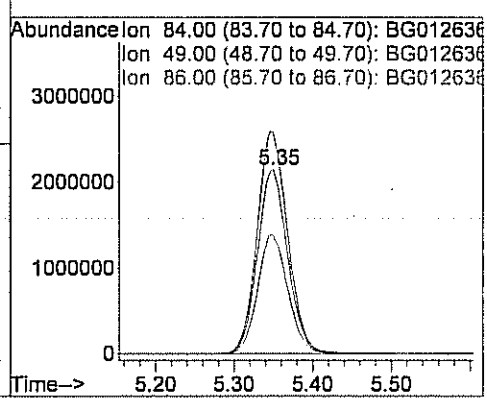

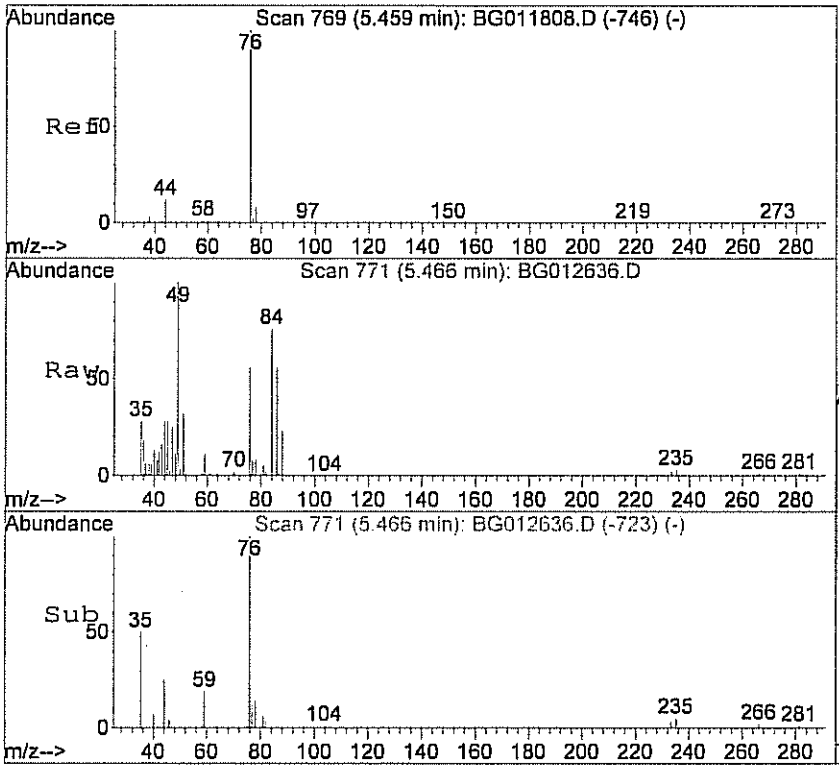

#18
Carbon disulfide
Concen: 0.10 ppb
RT: 5.47 min Scan# 771
Delta R.T. 0.00 min
Lab File: BG012636.D
Acq: 27 Jan 2011 8:04 am

Tgt Ion: 76 Resp: 9714

Ion	Ratio	Lower	Upper
76	100		
78	13.7	0.0	27.8

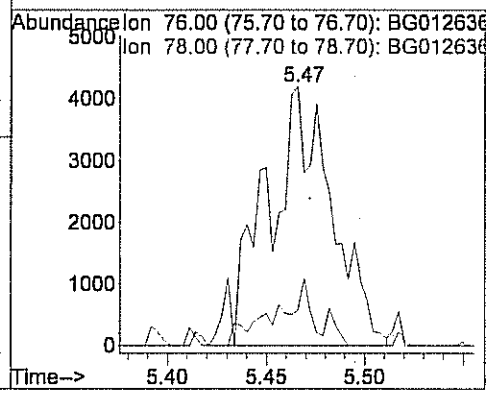

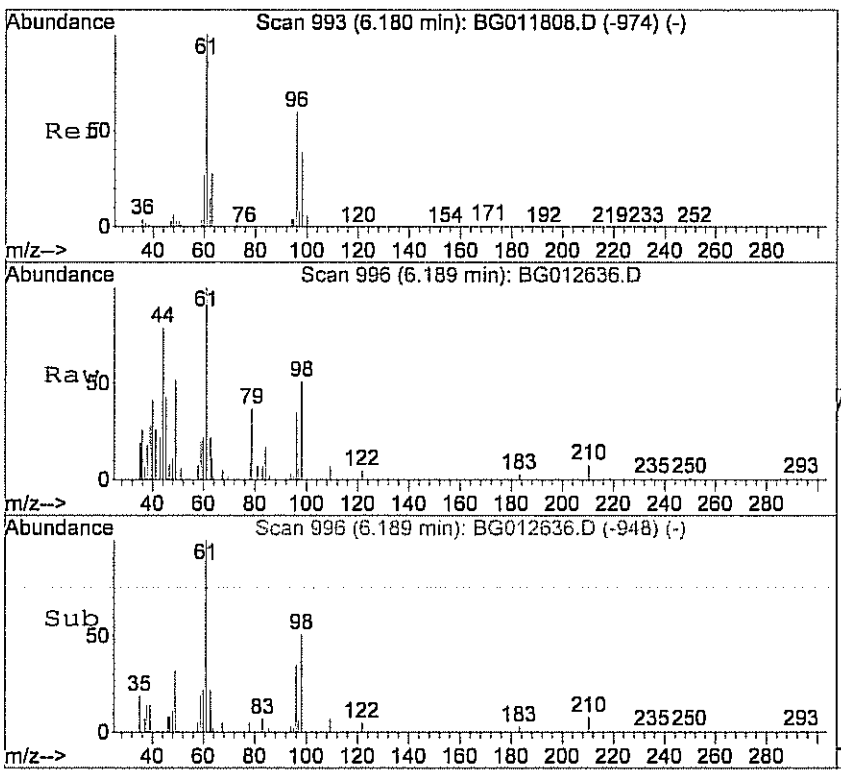

#19
trans-1,2-dichloroethene
Concen: 0.11 ppb
RT: 6.19 min Scan# 996
Delta R.T. 0.00 min
Lab File: BG012636.D
Acq: 27 Jan 2011 8:04 am

Tgt Ion: 61 Resp: 4433

Ion	Ratio	Lower	Upper
61	100		
96	0.0	48.2	88.2#
98	37.0	25.3	65.3

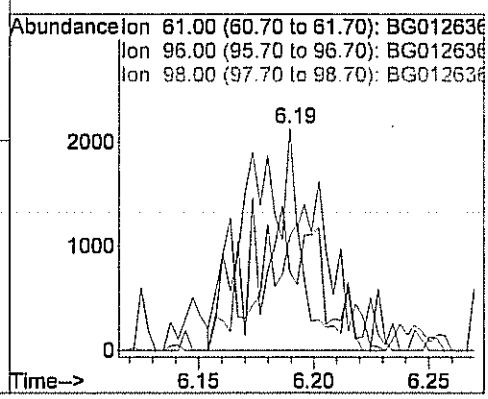

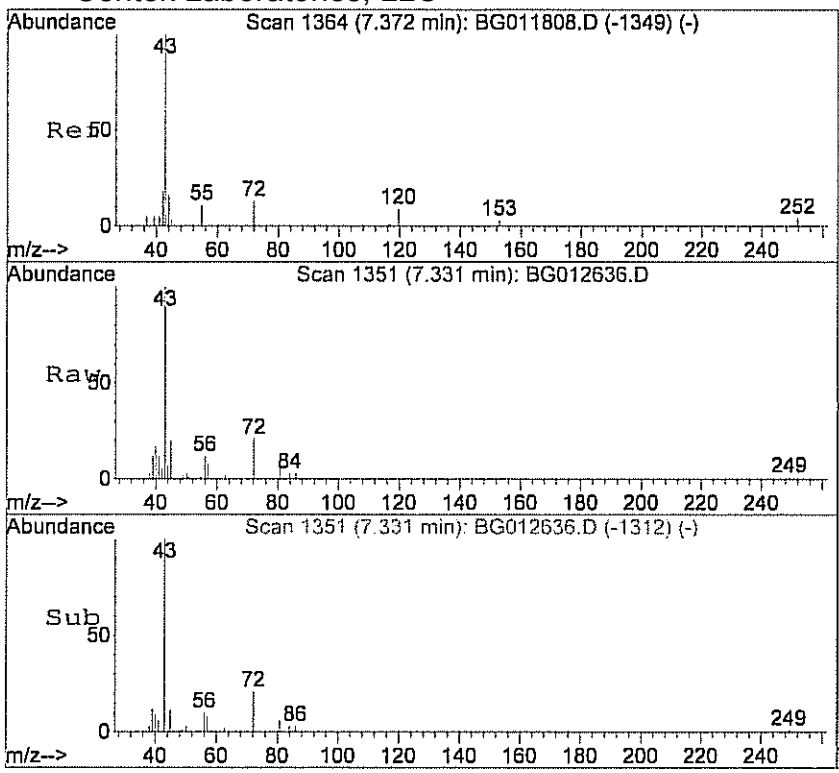

#23
Methyl Ethyl Ketone
Concen: 1.02 ppb
RT: 7.33 min Scan# 1351
Delta R.T. -0.03 min
Lab File: BG012636.D
Acq: 27 Jan 2011 8:04 am

Tgt Ion: 43 Resp: 19608

Ion	Ratio	Lower	Upper
43	100		
57	2.3	0.0	20.0
72	5.5	0.0	20.0

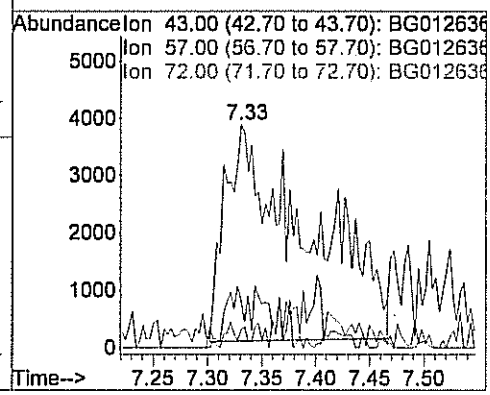

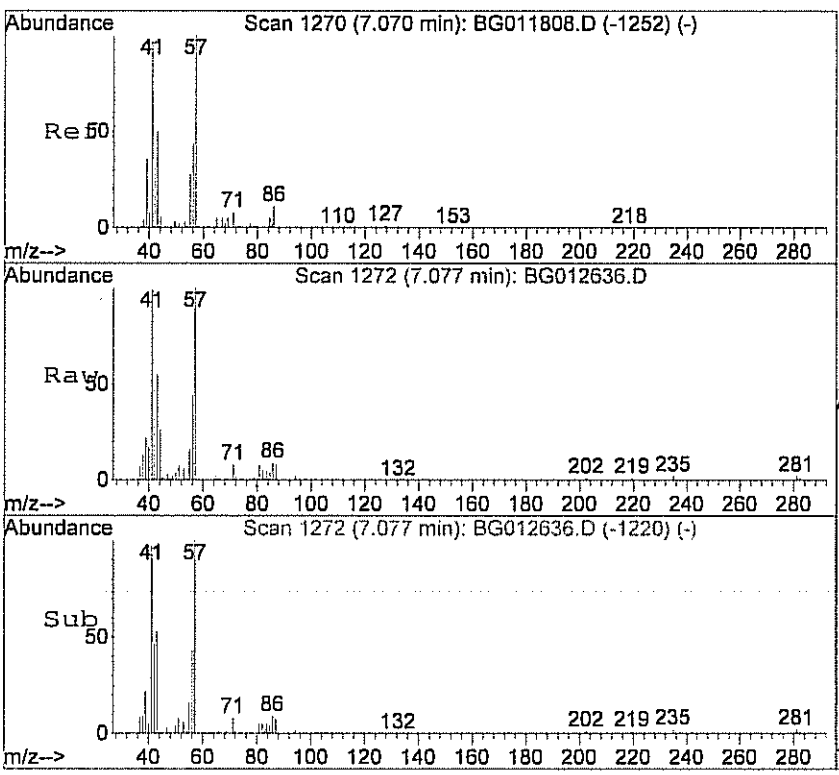

#25
Hexane
Concen: 0.56 ppb
RT: 7.08 min Scan# 1272
Delta R.T. 0.02 min
Lab File: BG012636.D
Acq: 27 Jan 2011 8:04 am

Tgt Ion: 41 Resp: 18776

Ion	Ratio	Lower	Upper
41	100		
57	89.3	67.3	107.3
43	73.3	22.9	62.9#

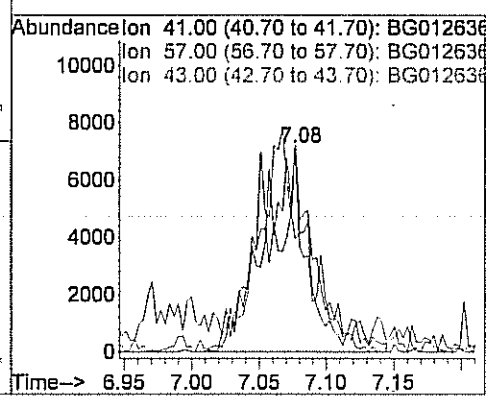

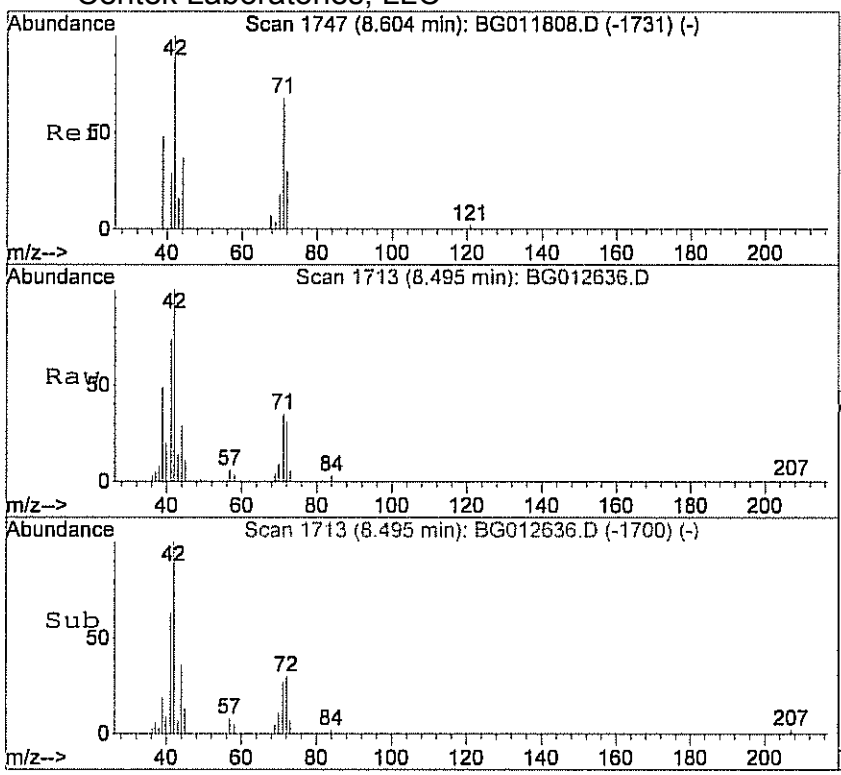

#28
Tetrahydrofuran
Concen: 3.78 ppb m
RT: 8.49 min Scan# 1713
Delta R.T. -0.11 min
Lab File: BG012636.D
Acq: 27 Jan 2011 8:04 am

Tgt Ion: 42 Resp: 27387

Ion	Ratio	Lower	Upper
42	100		
71	0.4	9.8	49.8#
72	0.0	0.0	30.6

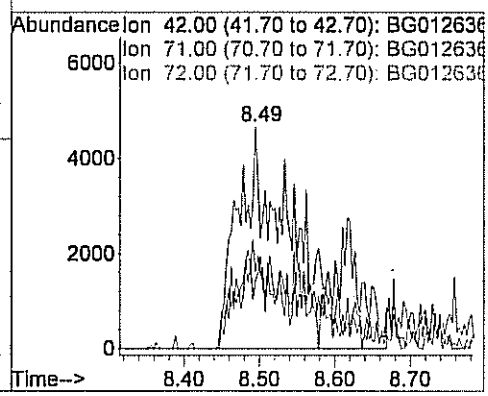

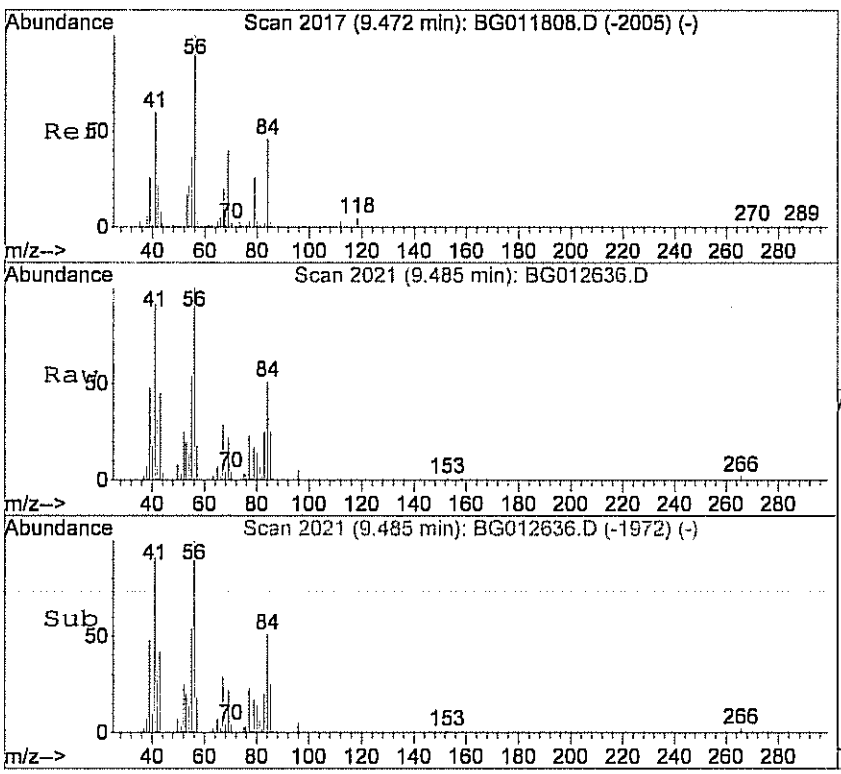

#32
Cyclohexane
Concen: 0.51 ppb m
RT: 9.48 min Scan# 2021
Delta R.T. 0.01 min
Lab File: BG012636.D
Acq: 27 Jan 2011 8:04 am

Tgt Ion: 56 Resp: 14100

Ion	Ratio	Lower	Upper
56	100		
41	83.5	40.6	80.6#
84	75.0	31.3	71.3#

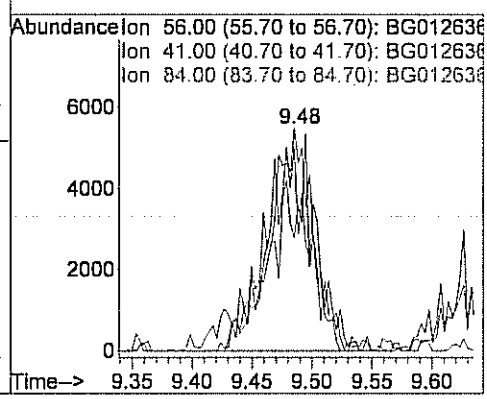

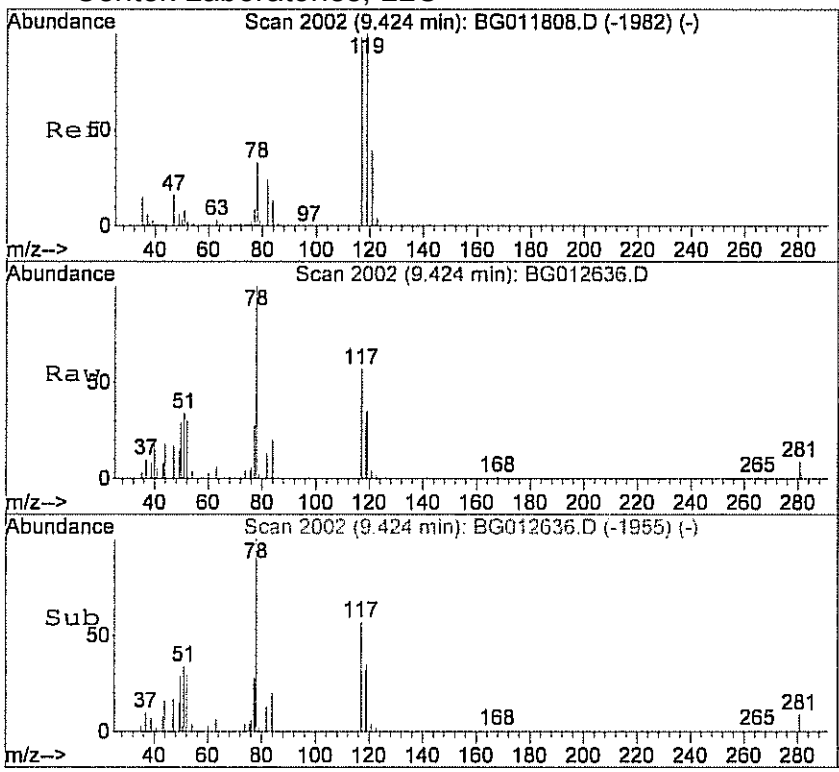

#33
Carbon tetrachloride
Concen: 0.05 ppb m
RT: 9.42 min Scan# 2002
Delta R.T. -0.00 min
Lab File: BG012636.D
Acq: 27 Jan 2011 8:04 am

Tgt Ion:117 Resp: 6233

Ion	Ratio	Lower	Upper
117	100		
119	82.1	64.1	104.1

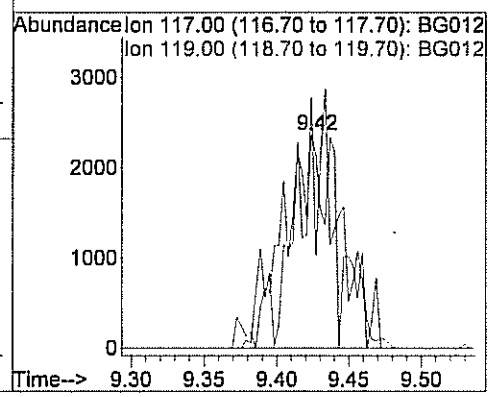

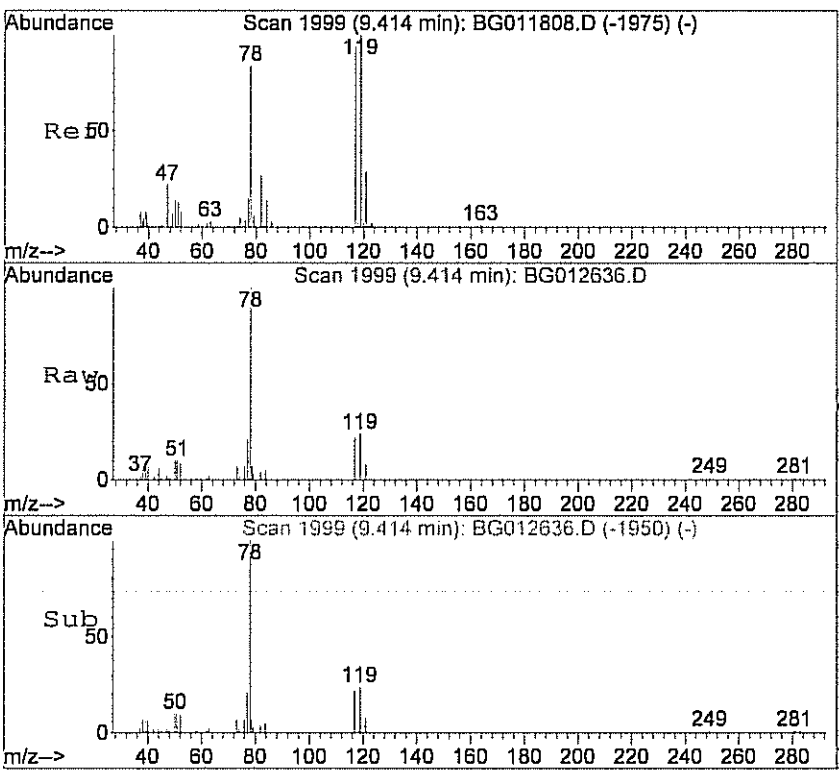

#34
Benzene
Concen: 0.32 ppb
RT: 9.41 min Scan# 1999
Delta R.T. 0.01 min
Lab File: BG012636.D
Acq: 27 Jan 2011 8:04 am

Tgt Ion: 78 Resp: 25078

Ion	Ratio	Lower	Upper
78	100		
77	22.1	2.4	42.4
51	18.3	0.0	38.9

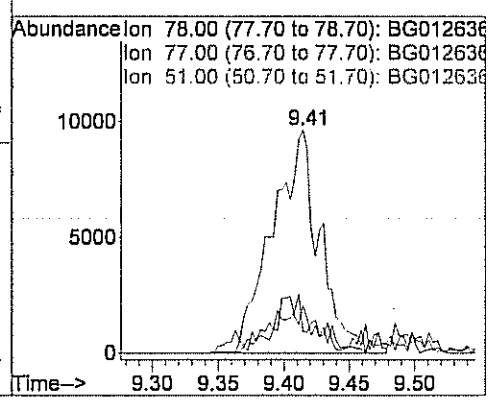

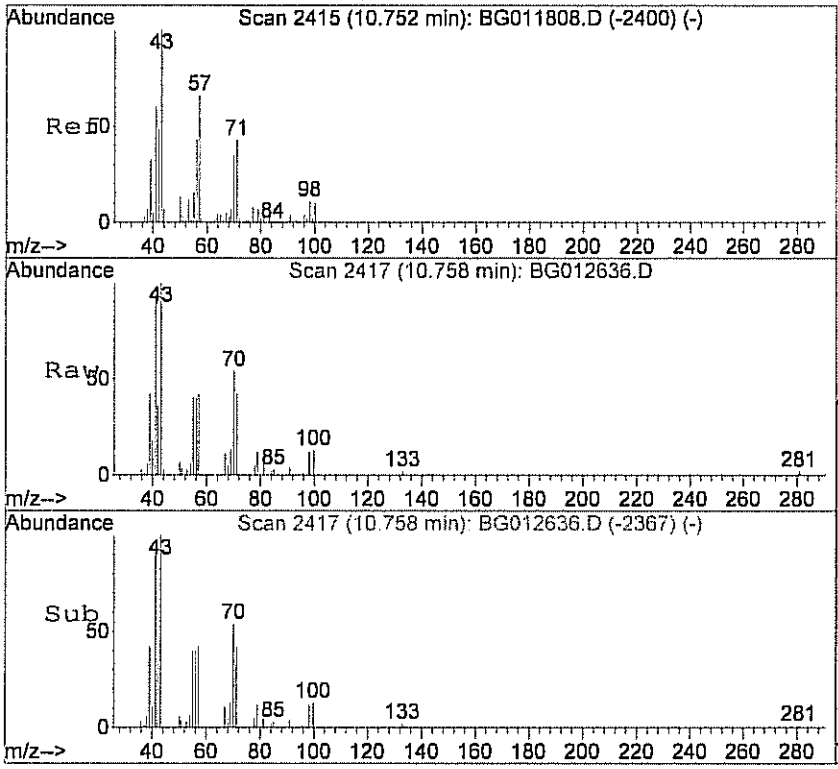

#37
Heptane
Concen: 0.63 ppb m
RT: 10.76 min Scan# 2417
Delta R.T. 0.01 min
Lab File: BG012636.D
Acq: 27 Jan 2011 8:04 am

Tgt Ion: 43 Resp: 18184

Ion	Ratio	Lower	Upper
43	100		
57	46.8	40.1	80.1
71	51.8	41.4	81.4

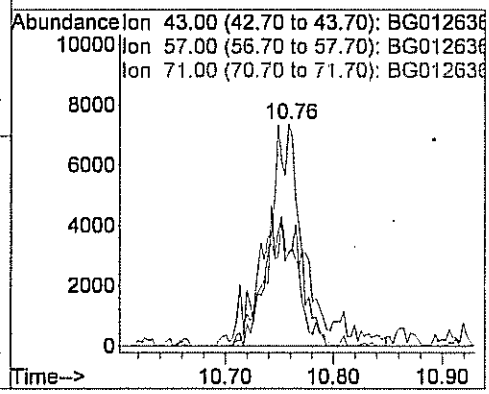

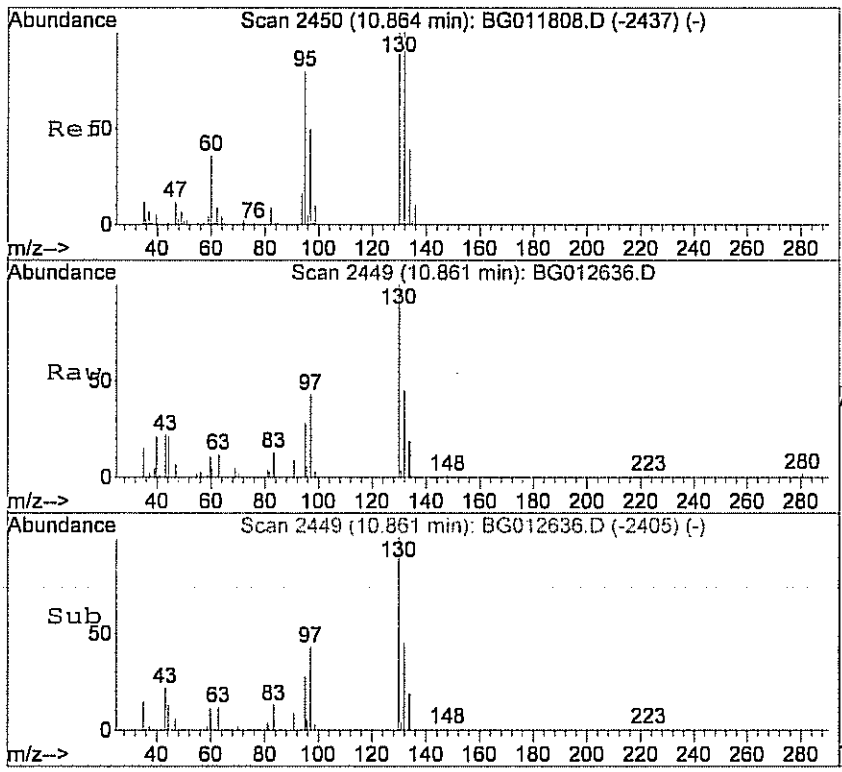

#38
Trichloroethene
Concen: 0.09 ppb m
RT: 10.86 min Scan# 2449
Delta R.T. -0.01 min
Lab File: BG012636.D
Acq: 27 Jan 2011 8:04 am

Tgt Ion:130 Resp: 4462

Ion	Ratio	Lower	Upper
130	100		
132	72.5	63.9	103.9
95	56.9	53.8	93.8

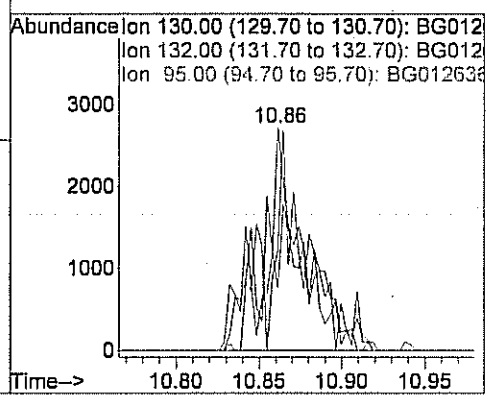

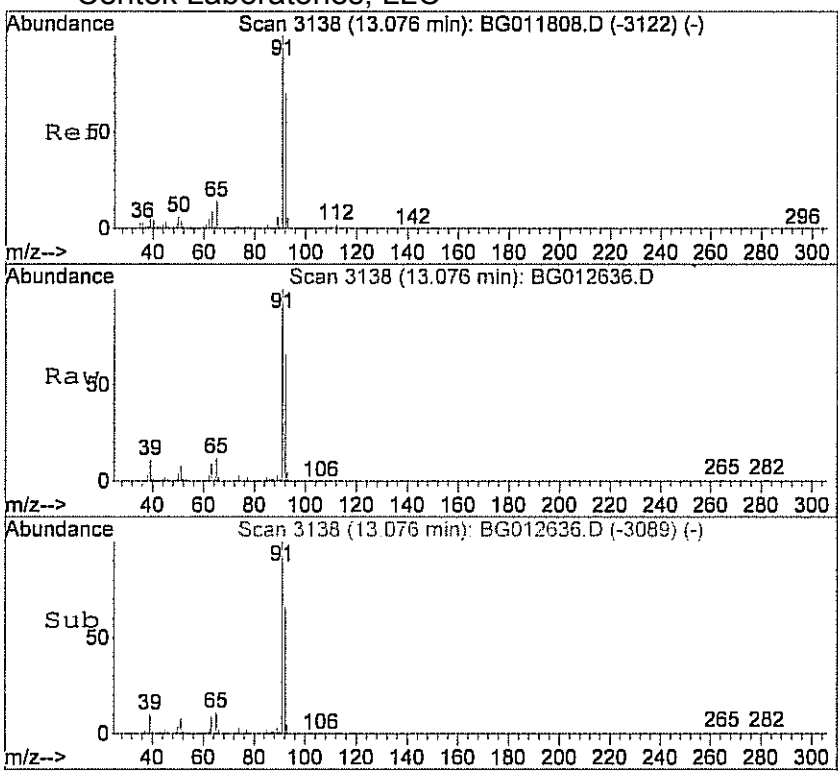

#45
Toluene
Concen: 2.32 ppb
RT: 13.08 min Scan# 3138
Delta R.T. 0.01 min
Lab File: BG012636.D
Acq: 27 Jan 2011 8:04 am

Tgt Ion: 92 Resp: 76132

Ion	Ratio	Lower	Upper
92	100		
91	165.9	121.5	161.5#

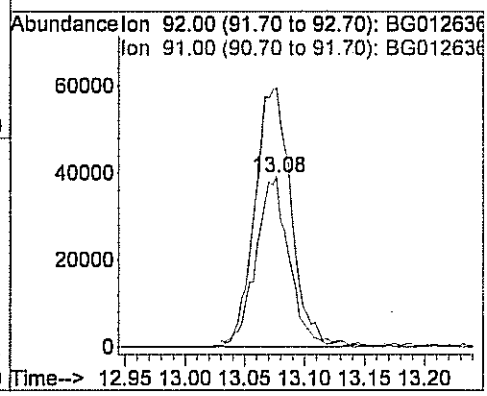

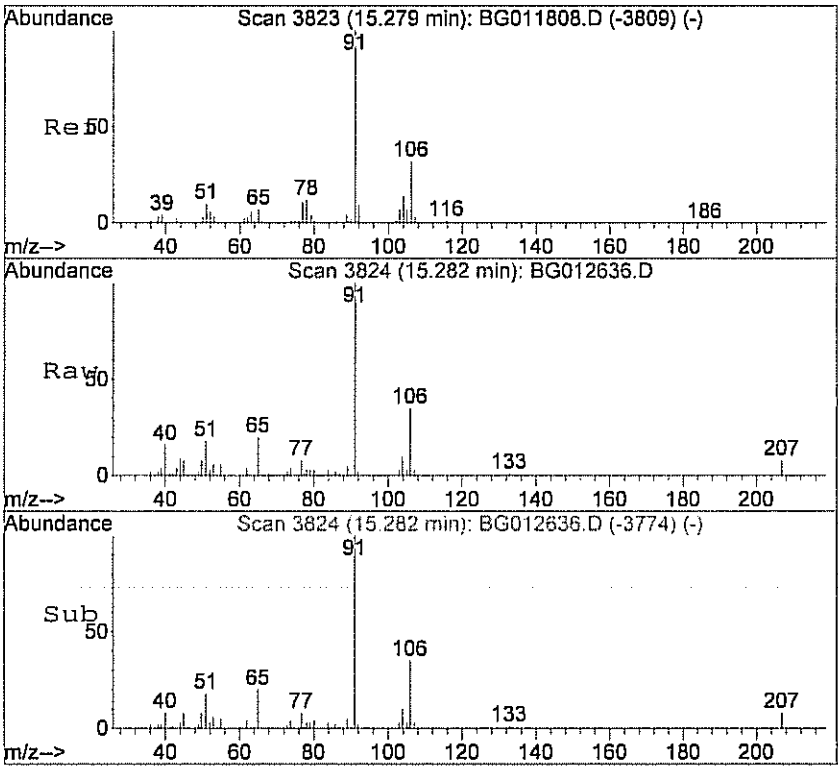

#52
Ethylbenzene
Concen: 0.19 ppb
RT: 15.28 min Scan# 3824
Delta R.T. 0.01 min
Lab File: BG012636.D
Acq: 27 Jan 2011 8:04 am

Tgt Ion: 91 Resp: 9600

Ion	Ratio	Lower	Upper
91	100		
106	41.9	21.0	61.0

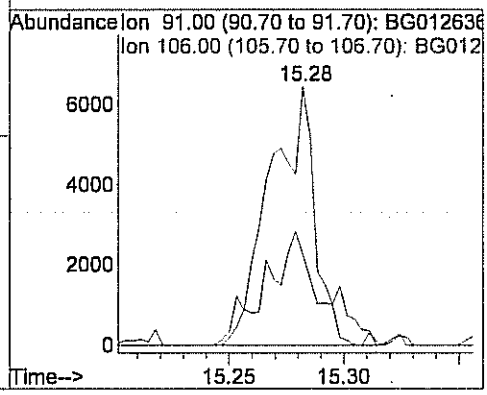

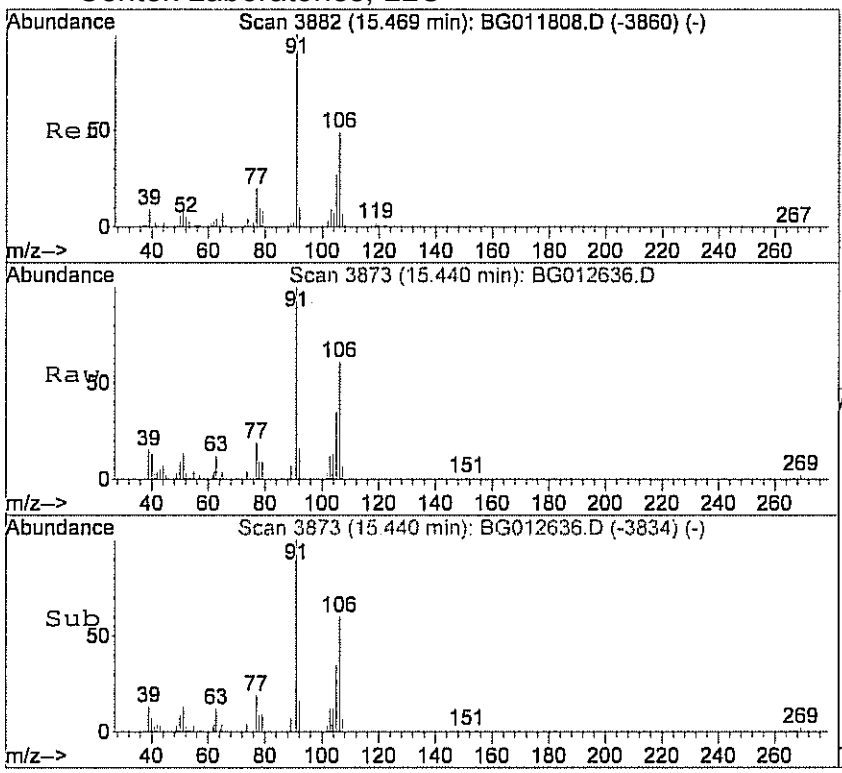

#53
m&p-xylene
Concen: 0.47 ppb
RT: 15.44 min Scan# 3873
Delta R.T. -0.03 min
Lab File: BG012636.D
Acq: 27 Jan 2011 8:04 am

Tgt Ion: 91 Resp: 22527

Ion	Ratio	Lower	Upper
91	100		
106	62.8	34.5	74.5

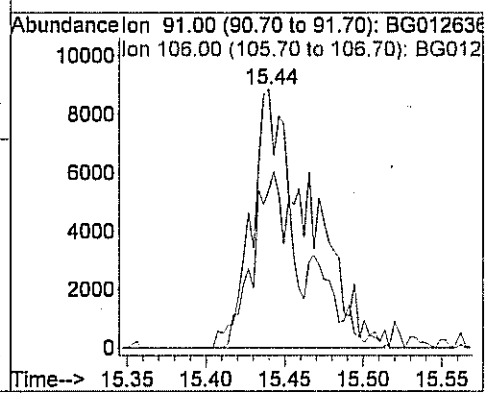

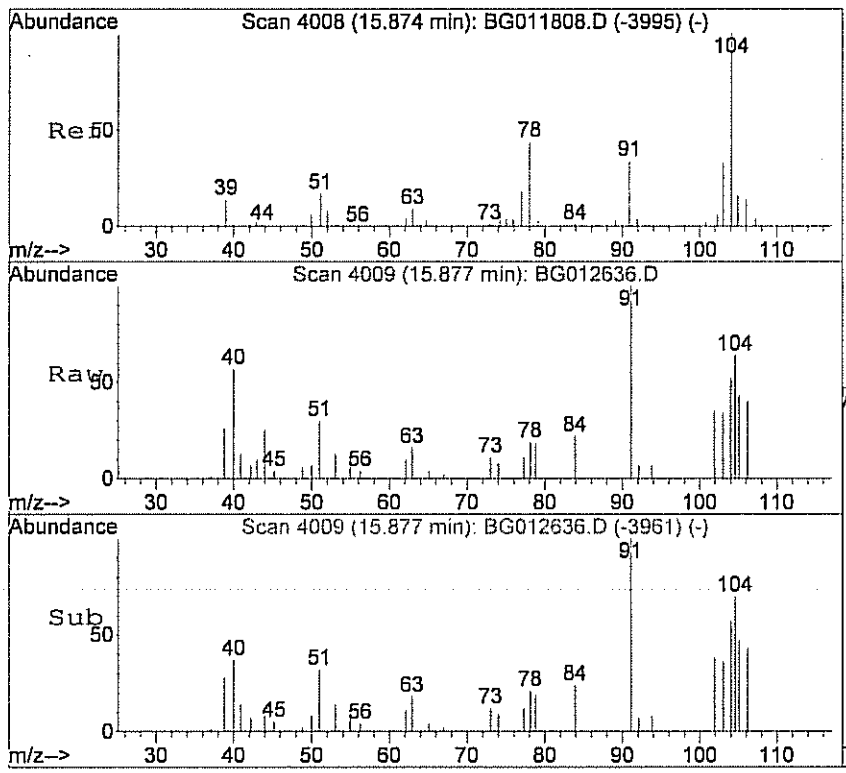

#54
Styrene
Concen: 0.13 ppb m
RT: 15.88 min Scan# 4009
Delta R.T. 0.00 min
Lab File: BG012636.D
Acq: 27 Jan 2011 8:04 am

Tgt Ion:104 Resp: 3830

Ion	Ratio	Lower	Upper
104	100		
78	39.2	13.1	53.1

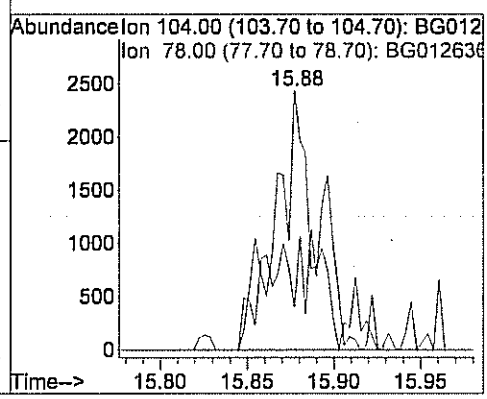

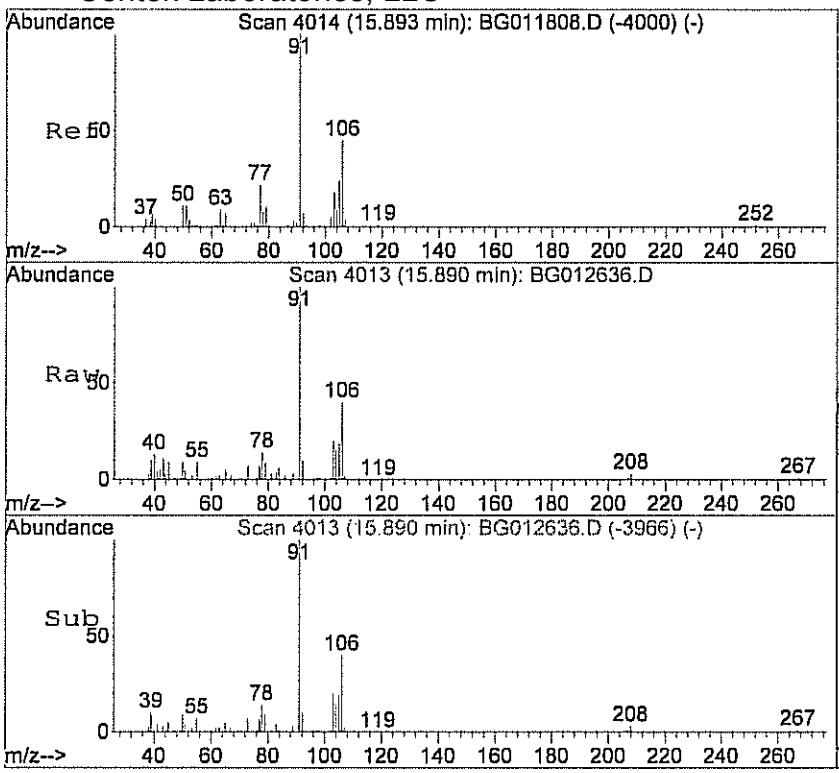

#56
o-xylene
Concen: 0.17 ppb
RT: 15.89 min Scan# 4013
Delta R.T. -0.00 min
Lab File: BG012636.D
Acq: 27 Jan 2011 8:04 am

Tgt Ion: 91 Resp: 8546

Ion	Ratio	Lower	Upper
91	100		
106	51.7	30.8	70.8

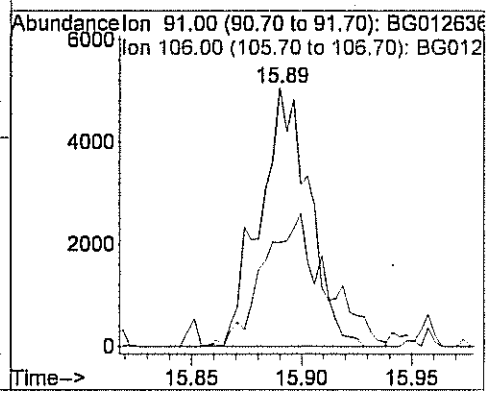

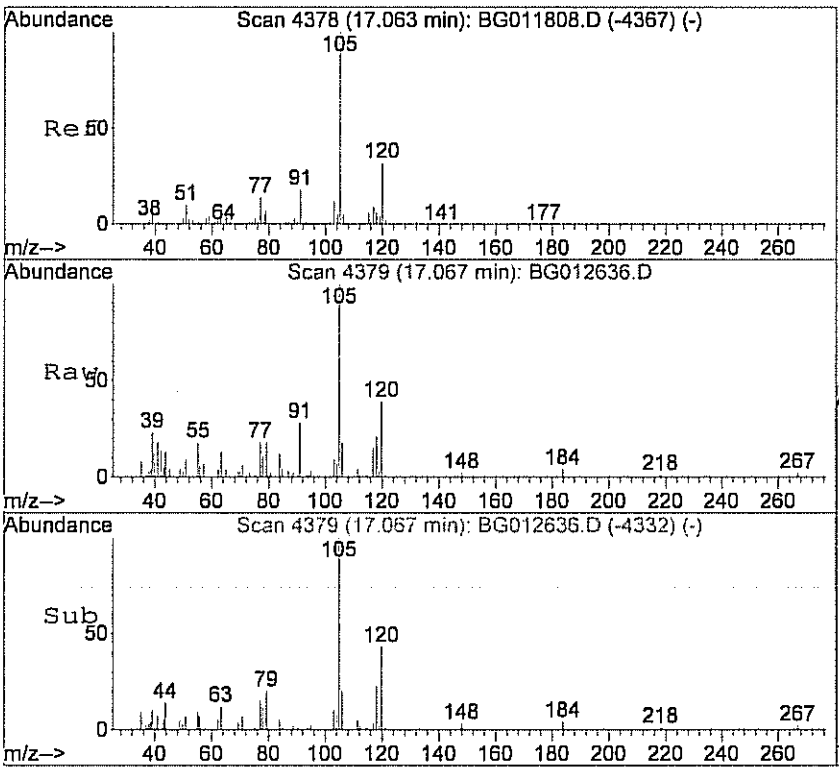

#59
4-ethyltoluene
Concen: 0.12 ppb
RT: 17.07 min Scan# 4379
Delta R.T. -0.00 min
Lab File: BG012636.D
Acq: 27 Jan 2011 8:04 am

Tgt Ion:105 Resp: 6583

Ion	Ratio	Lower	Upper
105	100		
120	36.8	8.0	48.0

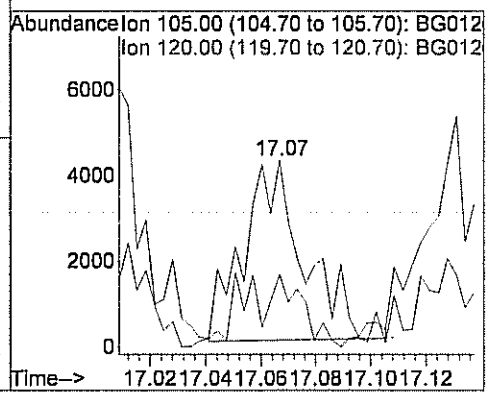

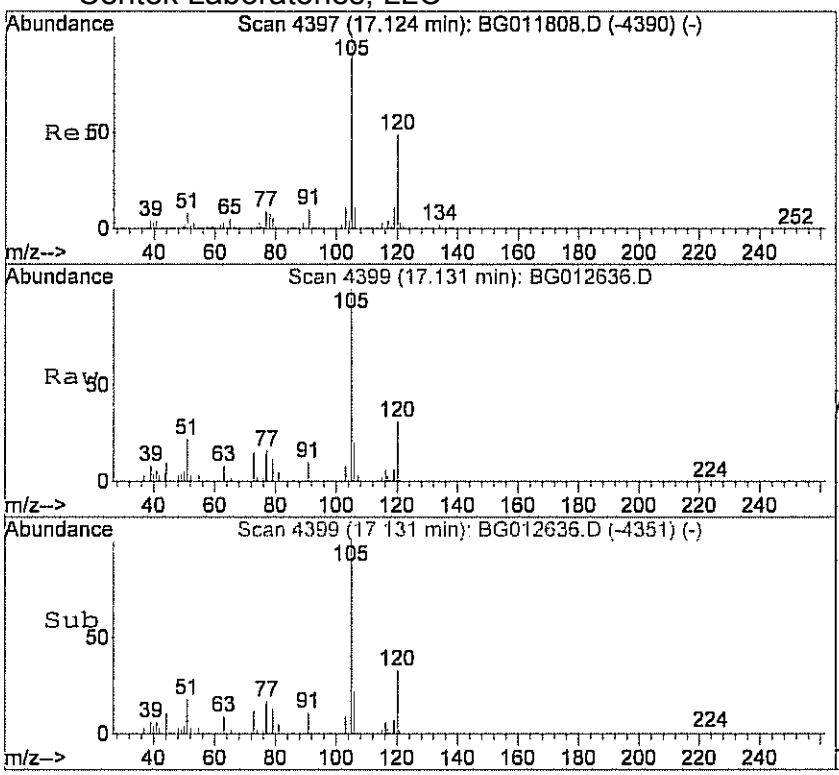

#60
1,3,5-trimethylbenzene
Concen: 0.16 ppb
RT: 17.13 min Scan# 4399
Delta R.T. 0.00 min
Lab File: BG012636.D
Acq: 27 Jan 2011 8:04 am

Tgt Ion:105 Resp: 7494

Ion	Ratio	Lower	Upper
105	100		
120	30.1	27.9	67.9

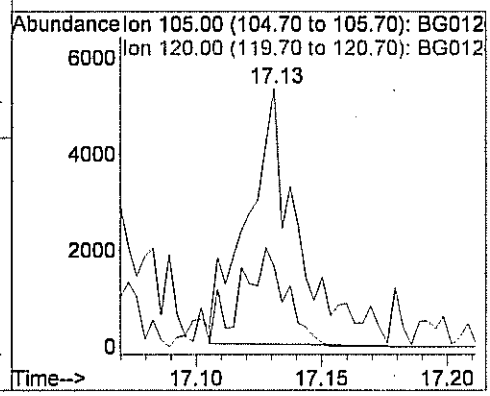

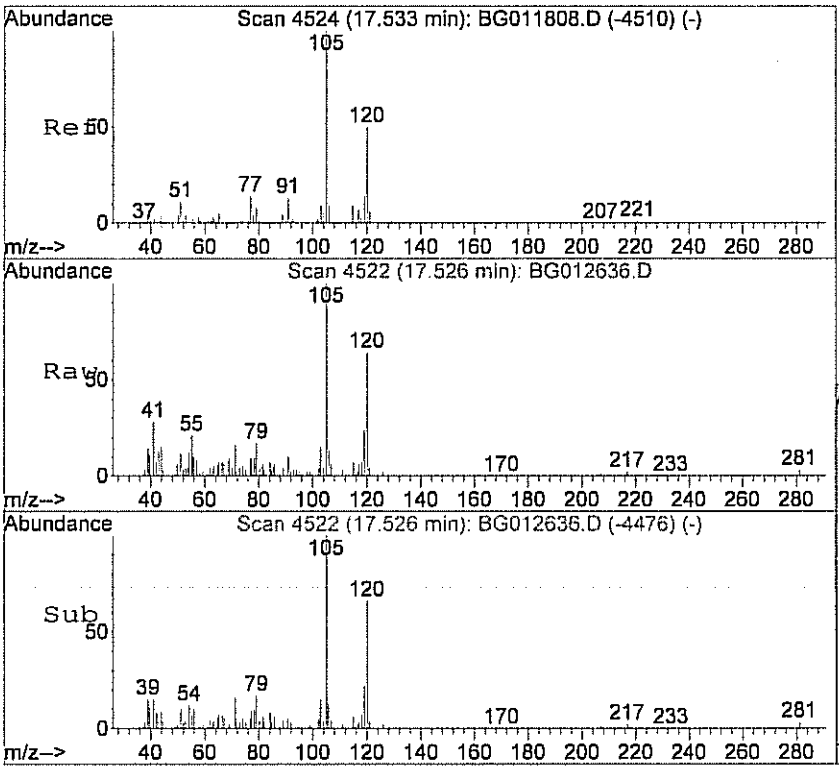

#61
1,2,4-trimethylbenzene
Concen: 0.57 ppb
RT: 17.53 min Scan# 4522
Delta R.T. -0.00 min
Lab File: BG012636.D
Acq: 27 Jan 2011 8:04 am

Tgt Ion:105 Resp: 17451

Ion	Ratio	Lower	Upper
105	100		
120	58.3	52.0	92.0

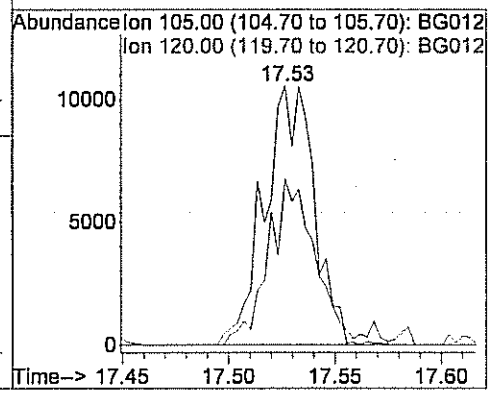

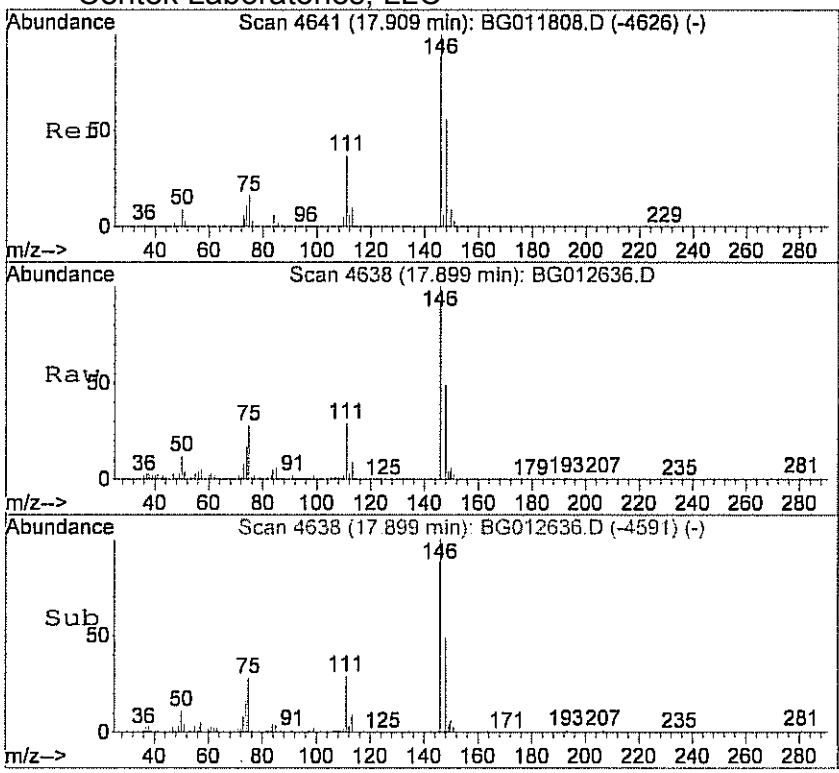

#64
1,4-dichlorobenzene
Concen: 1.31 ppb
RT: 17.90 min Scan# 4638
Delta R.T. -0.00 min
Lab File: BG012636.D
Acq: 27 Jan 2011 8:04 am

Tgt Ion:146 Resp: 47488

Ion	Ratio	Lower	Upper
146	100		
148	62.4	35.1	75.1
111	34.4	12.4	52.4

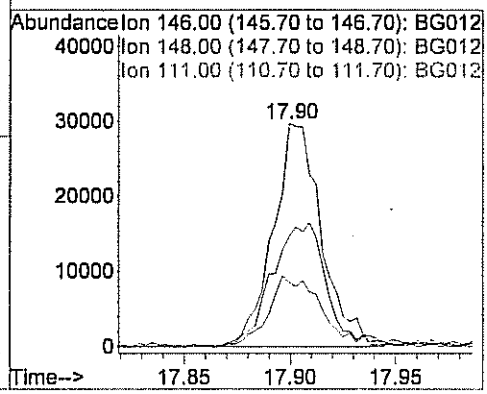

Quantitation Report (QT Reviewed)

Data File : C:\MSDCHEM\1\DATA\BG012834.D Vial: 28
Acq On : 29 Jan 2011 7:32 am Operator: LL
Sample : C1101035-008A 8X Inst : MSD #2
Misc : 1ugm3 & 0.25TCE,CT,VNCL Sample Multiplr: 1.00
MS Integration Params: RTEINT.P
Quant Time: Jan 31 16:08:46 2011 Quant Results File: B118_1UG.RES

Quant Method : C:\MSDCHEM\1\METHODS\B118_1UG.M (RTE Integrator)
Title : TO-15 VOA Standards for 5 point calibration
Last Update : Wed Jan 26 14:01:48 2011
Response via : Initial Calibration
DataAcq Meth : B118_1UG

Internal Standards	R.T.	QIon	Response	Conc	Units	Dev(Min)
1) Bromochloromethane	7.88	128	15499	1.00	ppb	0.00
30) 1,4-difluorobenzene	10.18	114	35529	1.00	ppb	0.00
44) Chlorobenzene-d5	14.97	117	36772	1.00	ppb	0.00
System Monitoring Compounds						
57) Bromofluorobenzene	16.50	95	17952	0.91	ppb	-0.02
Spiked Amount 1.000	Range 70 - 130		Recovery = 91.00%			
Target Compounds						Qvalue
12) Acetone	4.63	58	16631m	1.60	ppb	
13) Isopropyl alcohol	4.65	45	915653m	48.49	ppb	
16) Methylene chloride	5.35	84	540842	22.72	ppb	88
45) Toluene	13.08	92	5022	0.19	ppb #	79
64) 1,4-dichlorobenzene	17.90	146	3937	0.13	ppb	93

(#) = qualifier out of range (m) = manual integration (+) = signals summed

Quantitation Report (QT Reviewed)

Data File : C:\MSDCHEM\1\DATA\BG012834.D Vial: 28
Acq On : 29 Jan 2011 7:32 am Operator: LL
Sample : C1101035-008A 8X Inst : MSD #2
Misc : 1ugm3 & 0.25TCE,CT,VNCL Sample Multiplr: 1.00
MS Integration Params: RTEINT.P
Quant Time: Jan 31 16:10 2011 Quant Results File: B118_1UG.RES

Method : C:\MSDCHEM\1\METHODS\B118_1UG.M (RTE Integrator)
Title : TO-15 VOA Standards for 5 point calibration
Last Update : Tue Feb 01 16:05:43 2011
Response via : Initial Calibration

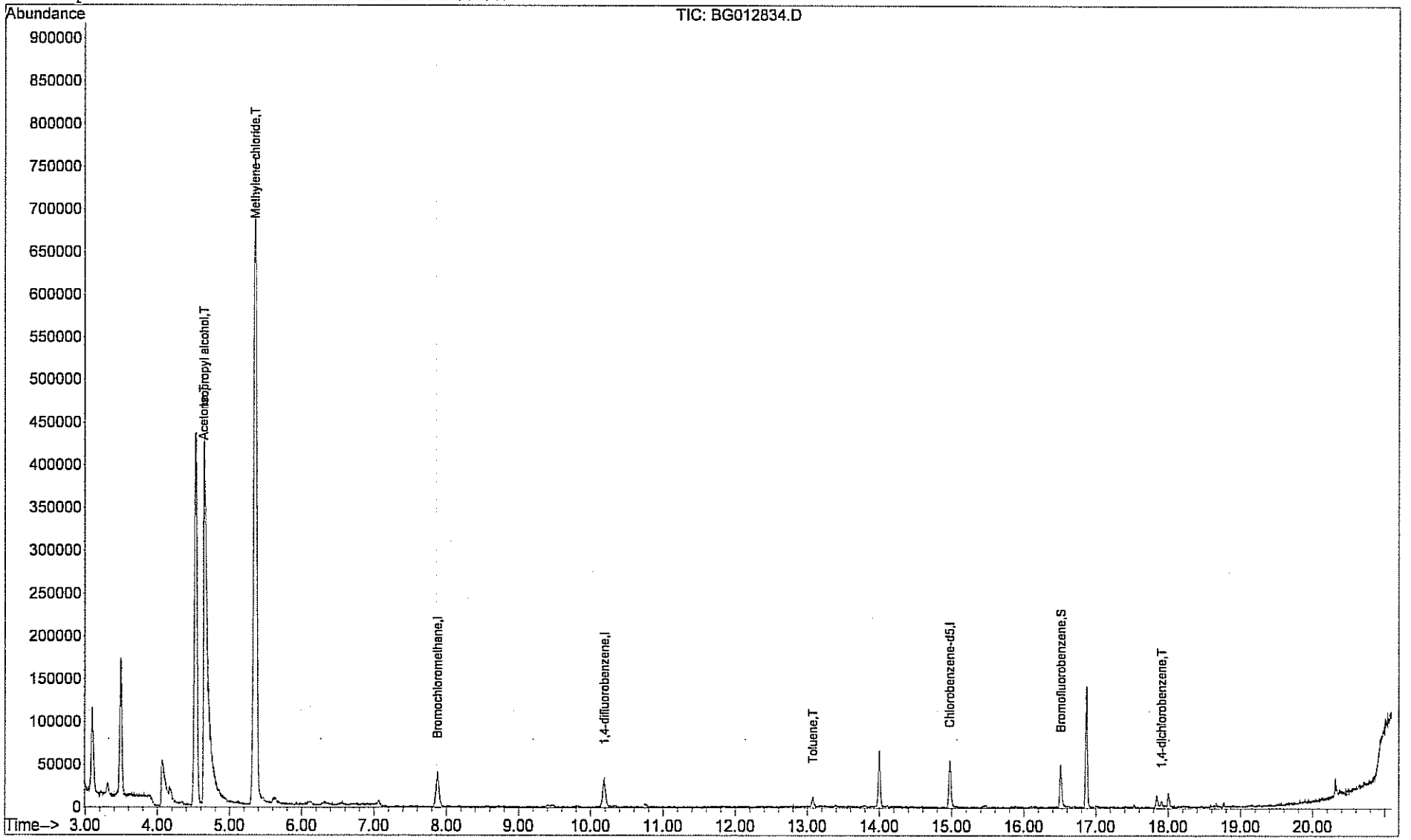

Centek Laboratories, LLC

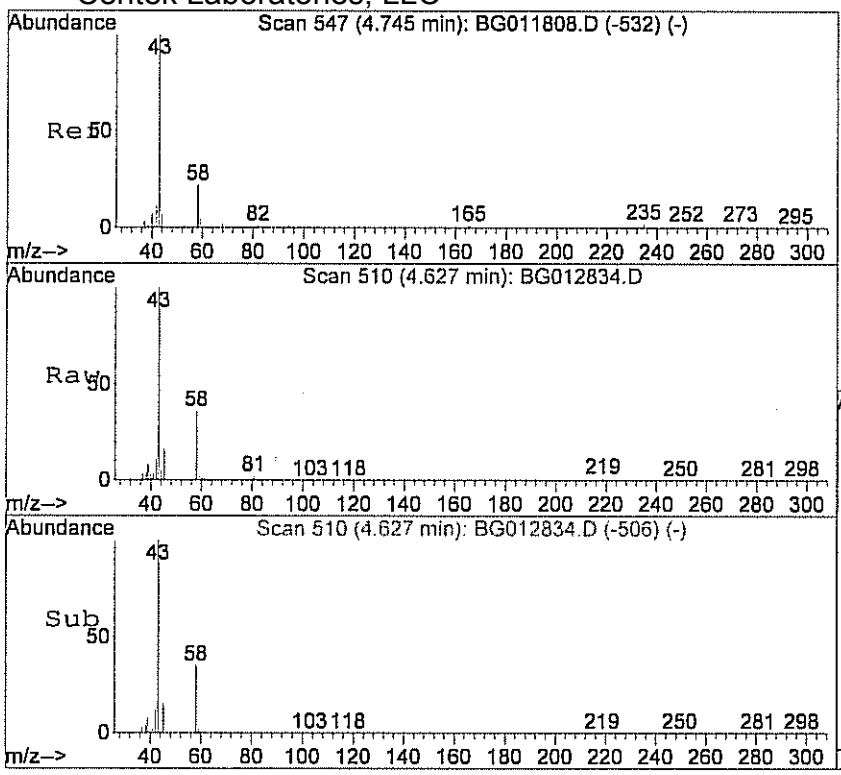

#12
Acetone
Concen: 1.60 ppb m
RT: 4.63 min Scan# 510
Delta R.T. -0.14 min
Lab File: BG012834.D
Acq: 29 Jan 2011 7:32 am

Tgt Ion: 58 Resp: 16631

Ion	Ratio	Lower	Upper
58	100		
43	0.0	148.4	208.4#

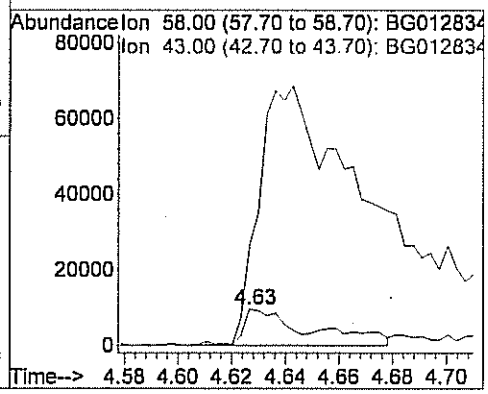

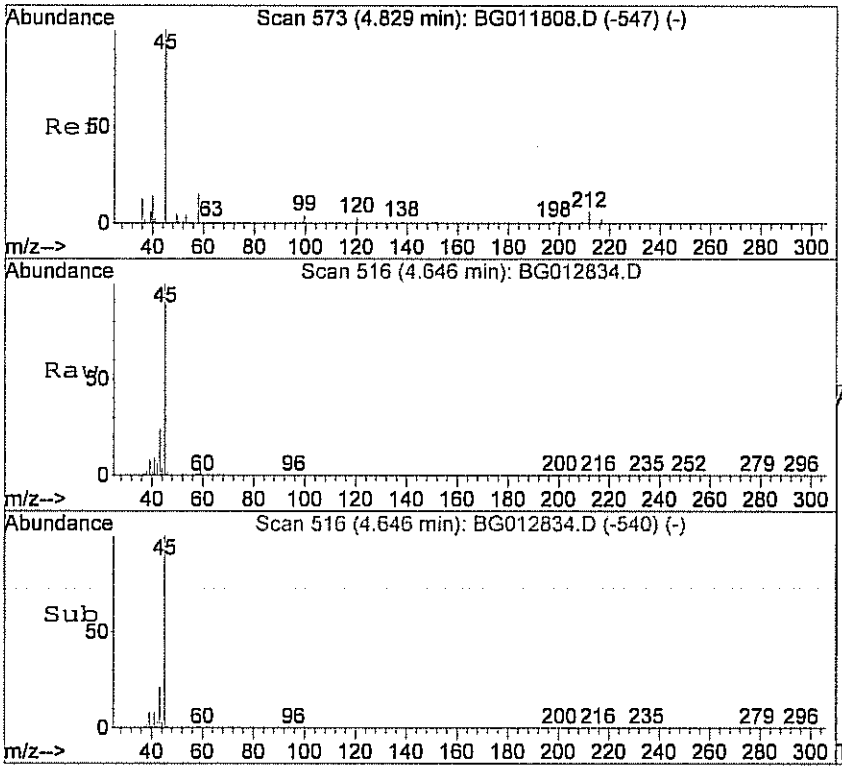

#13
Isopropyl alcohol
Concen: 48.49 ppb m
RT: 4.65 min Scan# 516
Delta R.T. -0.23 min
Lab File: BG012834.D
Acq: 29 Jan 2011 7:32 am

Tgt Ion: 45 Resp: 915653

Ion	Ratio	Lower	Upper
45	100		
43	0.0	6.2	46.2#

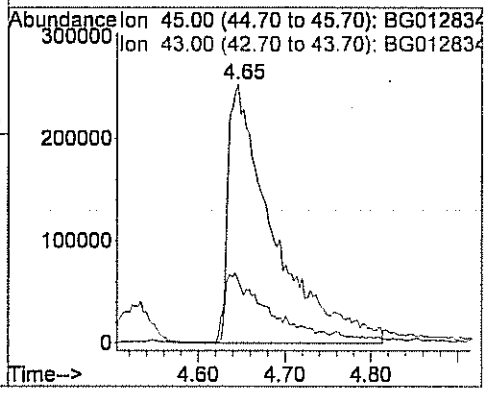

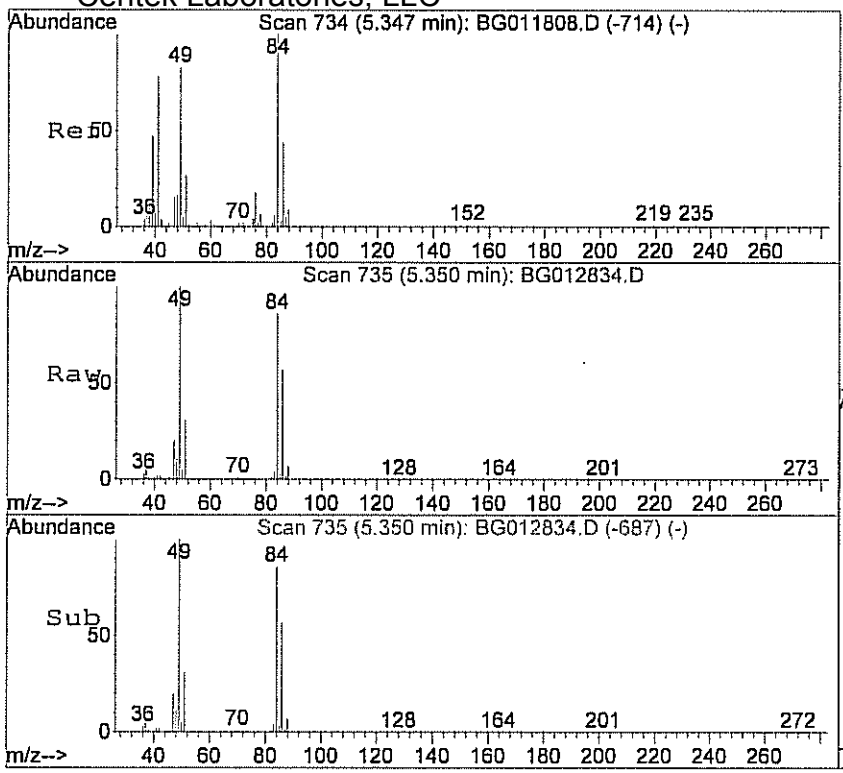

#16
Methylene chloride
Concen: 22.72 ppb
RT: 5.35 min Scan# 735
Delta R.T. 0.00 min
Lab File: BG012834.D
Acq: 29 Jan 2011 7:32 am

Tgt Ion: 84 Resp: 540842

Ion	Ratio	Lower	Upper
84	100		
49	114.6	82.7	122.7
86	65.4	35.7	75.7

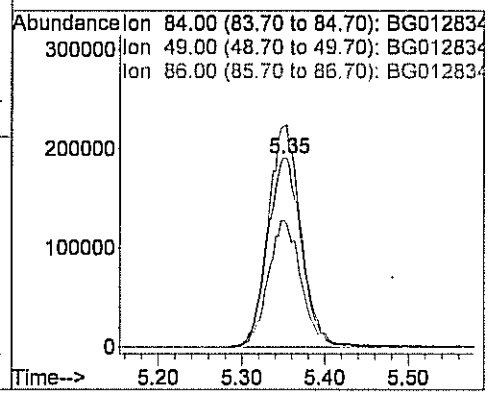

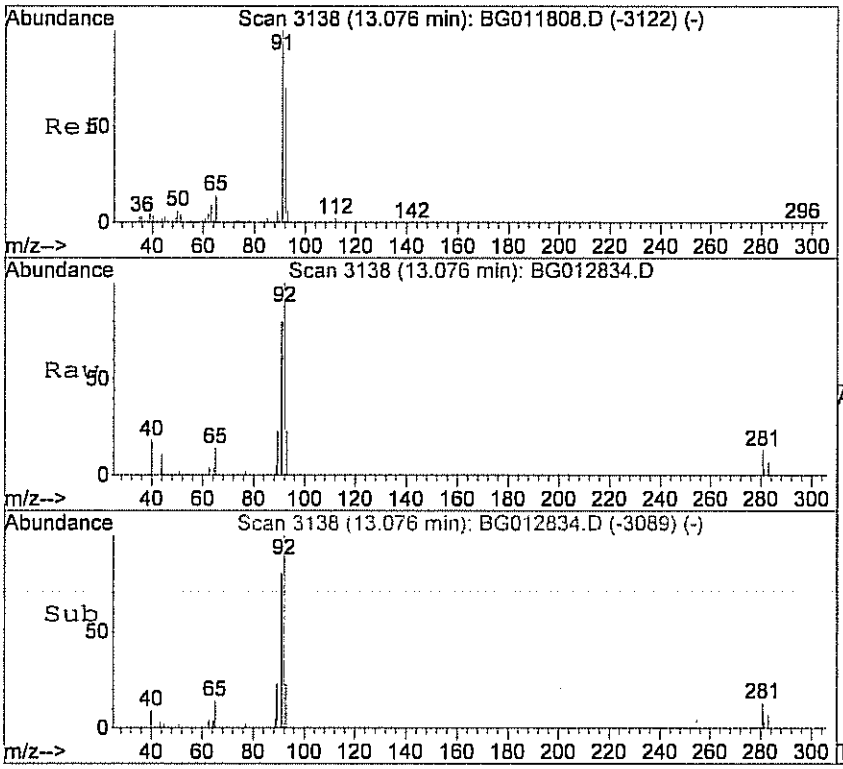

#45
Toluene
Concen: 0.19 ppb
RT: 13.08 min Scan# 3138
Delta R.T. 0.01 min
Lab File: BG012834.D
Acq: 29 Jan 2011 7:32 am

Tgt Ion: 92 Resp: 5022

Ion	Ratio	Lower	Upper
92	100		
91	167.0	121.5	161.5#

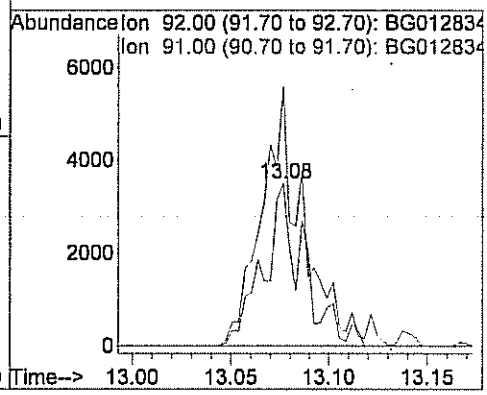

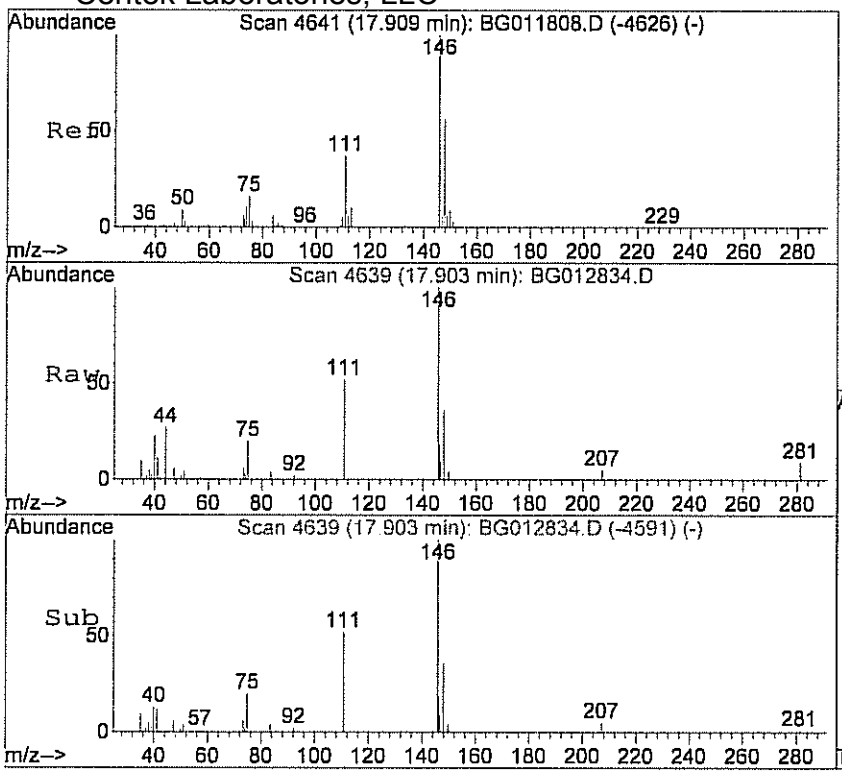

#64
1,4-dichlorobenzene
Concen: 0.13 ppb
RT: 17.90 min Scan# 4639
Delta R.T. 0.00 min
Lab File: BG012834.D
Acq: 29 Jan 2011 7:32 am

Tgt Ion:146 Resp: 3937

Ion	Ratio	Lower	Upper
146	100		
148	51.3	35.1	75.1
111	26.7	12.4	52.4

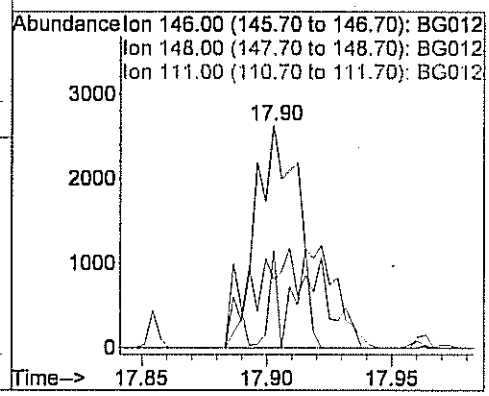

Quantitation Report (QT Reviewed)

Data File : C:\MSDCHEM\1\DATA\BG012835.D Vial: 28
Acq On : 29 Jan 2011 8:07 am Operator: LL
Sample : C1101035-008A 320X Inst : MSD #2
Misc : 1ugm3 & 0.25TCE,CT,VNCL Sample Multiplr: 1.00
MS Integration Params: RTEINT.P
Quant Time: Jan 31 16:10:59 2011 Quant Results File: B118_1UG.RES

Quant Method : C:\MSDCHEM\1\METHODS\B118_1UG.M (RTE Integrator)
Title : TO-15 VOA Standards for 5 point calibration
Last Update : Wed Jan 26 14:01:48 2011
Response via : Initial Calibration
DataAcq Meth : B118_1UG

Internal Standards	R.T.	QIon	Response	Conc	Units	Dev(Min)
1) Bromochloromethane	7.89	128	16565	1.00	ppb	0.02
30) 1,4-difluorobenzene	10.18	114	36110	1.00	ppb	0.00
44) Chlorobenzene-d5	14.98	117	38638	1.00	ppb	0.00
System Monitoring Compounds						
57) Bromofluorobenzene	16.51	95	15674	0.76	ppb	0.00
Spiked Amount 1.000	Range 70 - 130		Recovery = 76.00%			
Target Compounds						Qvalue
13) Isopropyl alcohol	4.89	45	37223m	1.84	ppb	
16) Methylene chloride	5.37	84	18159	0.71	ppb	86

(#) = qualifier out of range (m) = manual integration (+) = signals summed
BG012835.D B118_1UG.M Thu Feb 24 14:12:12 2011 Page 1

Quantitation Report (QT Reviewed)

Data File : C:\MSDCHEM\1\DATA\BG012835.D Vial: 28
Acq On : 29 Jan 2011 8:07 am Operator: LL
Sample : C1101035-008A 320X Inst : MSD #2
Misc : 1ugm3 & 0.25TCE,CT,VNCL Sample Multiplr: 1.00
MS Integration Params: RTEINT.P
Quant Time: Jan 31 16:13 2011 Quant Results File: B118_1UG.RES

Method : C:\MSDCHEM\1\METHODS\B118_1UG.M (RTE Integrator)
Title : TO-15 VOA Standards for 5 point calibration
Last Update : Tue Feb 01 16:05:43 2011
Response via : Initial Calibration

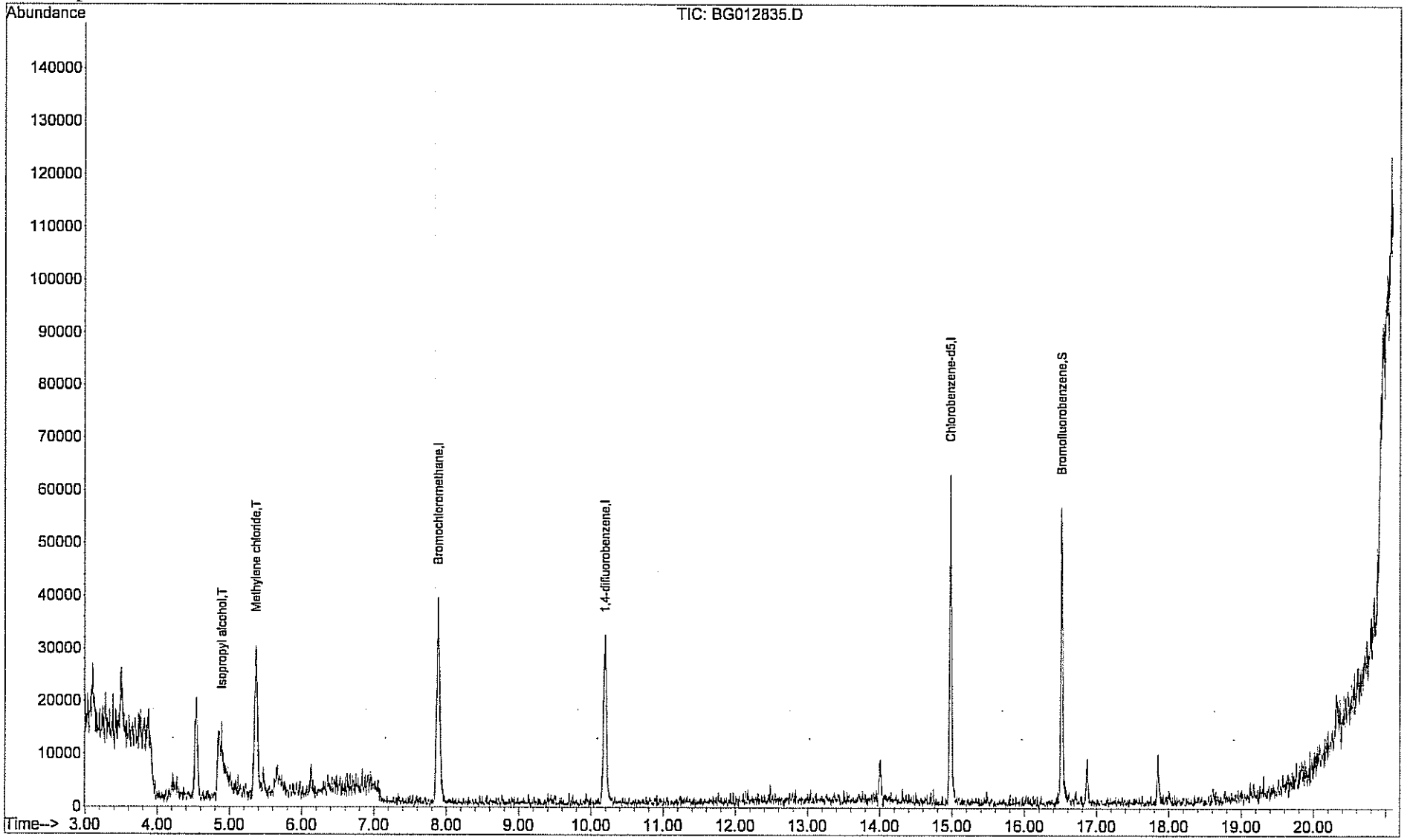

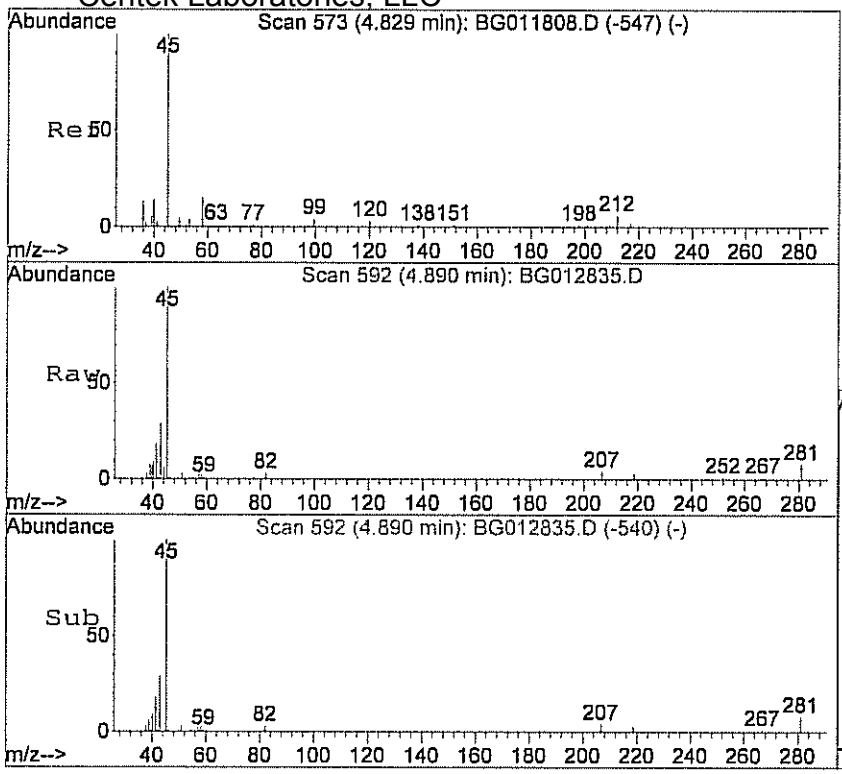

#13
Isopropyl alcohol
Concen: 1.84 ppb m
RT: 4.89 min Scan# 592
Delta R.T. 0.02 min
Lab File: BG012835.D
Acq: 29 Jan 2011 8:07 am

Tgt Ion: 45 Resp: 37223

Ion	Ratio	Lower	Upper
45	100		
43	0.0	6.2	46.2#

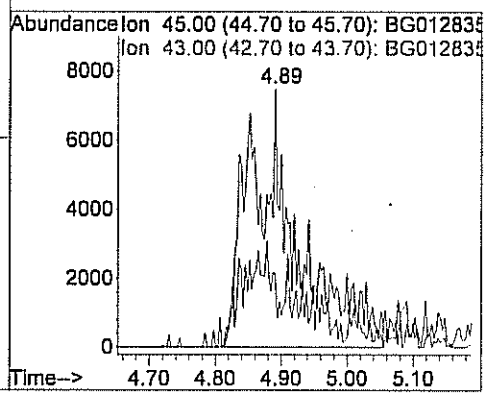

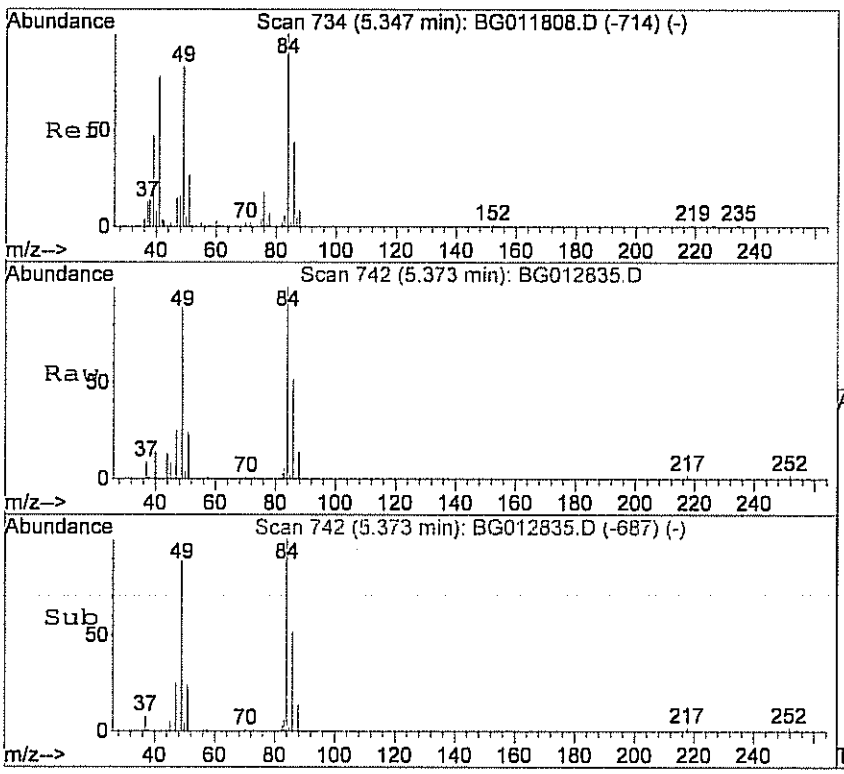

#16
Methylene chloride
Concen: 0.71 ppb
RT: 5.37 min Scan# 742
Delta R.T. 0.03 min
Lab File: BG012835.D
Acq: 29 Jan 2011 8:07 am

Tgt Ion: 84 Resp: 18159

Ion	Ratio	Lower	Upper
84	100		
49	116.4	82.7	122.7
86	66.6	35.7	75.7

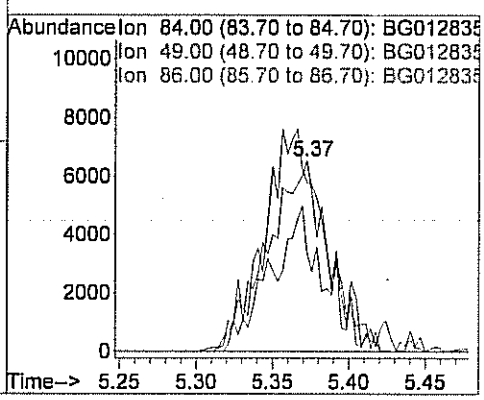

Centek Laboratories, LLC

Date: *22-Feb-11*

CLIENT:	Arcadis	**Client Sample ID:**	IA-VMP 3B
Lab Order:	C1101035	**Tag Number:**	106,395
Project:	Lockheed Martin NJ001014.0001	**Collection Date:**	1/24/2011
Lab ID:	C1101035-009A	**Matrix:**	AIR

Analyses	Result	**Limit	Qual	Units	DF	Date Analyzed
FIELD PARAMETERS		FLD				Analyst:
Lab Vacuum In	-5			"Hg		1/26/2011
Lab Vacuum Out	-30			"Hg		1/26/2011
1UG/M3 W/ 0.25UG/M3 CT-TCE-VC		TO-15				Analyst: LL
1,1,1-Trichloroethane	< 0.15	0.15		ppbV	1	1/26/2011 6:46:00 PM
1,1,2,2-Tetrachloroethane	< 0.15	0.15		ppbV	1	1/26/2011 6:46:00 PM
1,1,2-Trichloroethane	< 0.15	0.15		ppbV	1	1/26/2011 6:46:00 PM
1,1-Dichloroethane	< 0.15	0.15		ppbV	1	1/26/2011 6:46:00 PM
1,1-Dichloroethene	< 0.15	0.15		ppbV	1	1/26/2011 6:46:00 PM
1,2,4-Trichlorobenzene	< 0.15	0.15		ppbV	1	1/26/2011 6:46:00 PM
1,2,4-Trimethylbenzene	0.26	0.15		ppbV	1	1/26/2011 6:46:00 PM
1,2-Dibromoethane	< 0.15	0.15		ppbV	1	1/26/2011 6:46:00 PM
1,2-Dichlorobenzene	< 0.15	0.15		ppbV	1	1/26/2011 6:46:00 PM
1,2-Dichloroethane	< 0.15	0.15		ppbV	1	1/26/2011 6:46:00 PM
1,2-Dichloropropane	< 0.15	0.15		ppbV	1	1/26/2011 6:46:00 PM
1,3,5-Trimethylbenzene	0.11	0.15	J	ppbV	1	1/26/2011 6:46:00 PM
1,3-butadiene	< 0.15	0.15		ppbV	1	1/26/2011 6:46:00 PM
1,3-Dichlorobenzene	< 0.15	0.15		ppbV	1	1/26/2011 6:46:00 PM
1,4-Dichlorobenzene	0.23	0.15		ppbV	1	1/26/2011 6:46:00 PM
1,4-Dioxane	< 0.30	0.30		ppbV	1	1/26/2011 6:46:00 PM
2,2,4-trimethylpentane	< 0.15	0.15		ppbV	1	1/26/2011 6:46:00 PM
4-ethyltoluene	< 0.15	0.15		ppbV	1	1/26/2011 6:46:00 PM
Acetone	7.7	3.0		ppbV	10	1/28/2011 3:34:00 AM
Allyl chloride	< 0.15	0.15		ppbV	1	1/26/2011 6:46:00 PM
Benzene	0.26	0.15		ppbV	1	1/26/2011 6:46:00 PM
Benzyl chloride	< 0.15	0.15		ppbV	1	1/26/2011 6:46:00 PM
Bromodichloromethane	< 0.15	0.15		ppbV	1	1/26/2011 6:46:00 PM
Bromoform	< 0.15	0.15		ppbV	1	1/26/2011 6:46:00 PM
Bromomethane	< 0.15	0.15		ppbV	1	1/26/2011 6:46:00 PM
Carbon disulfide	< 0.15	0.15		ppbV	1	1/26/2011 6:46:00 PM
Carbon tetrachloride	0.040	0.040		ppbV	1	1/26/2011 6:46:00 PM
Chlorobenzene	< 0.15	0.15		ppbV	1	1/26/2011 6:46:00 PM
Chloroethane	< 0.15	0.15		ppbV	1	1/26/2011 6:46:00 PM
Chloroform	< 0.15	0.15		ppbV	1	1/26/2011 6:46:00 PM
Chloromethane	0.32	0.15		ppbV	1	1/26/2011 6:46:00 PM
cis-1,2-Dichloroethene	< 0.15	0.15		ppbV	1	1/26/2011 6:46:00 PM
cis-1,3-Dichloropropene	< 0.15	0.15		ppbV	1	1/26/2011 6:46:00 PM
Cyclohexane	< 0.15	0.15		ppbV	1	1/26/2011 6:46:00 PM
Dibromochloromethane	< 0.15	0.15		ppbV	1	1/26/2011 6:46:00 PM
Ethyl acetate	< 0.25	0.25		ppbV	1	1/26/2011 6:46:00 PM

Qualifiers:

**	Reporting Limit	.	Results reported are not blank corrected
B	Analyte detected in the associated Method Blank	E	Value above quantitation range
H	Holding times for preparation or analysis exceeded	J	Analyte detected at or below quantitation limits
JN	Non-routine analyte. Quantitation estimated.	ND	Not Detected at the Reporting Limit
S	Spike Recovery outside accepted recovery limits		

Centek Laboratories, LLC

Date: *22-Feb-11*

CLIENT:	Arcadis	**Client Sample ID:**	IA-VMP 3B
Lab Order:	C1101035	**Tag Number:**	106,395
Project:	Lockheed Martin NJ001014.0001	**Collection Date:**	1/24/2011
Lab ID:	C1101035-009A	**Matrix:**	AIR

Analyses	Result	**Limit	Qual	Units	DF	Date Analyzed
1UG/M3 W/ 0.25UG/M3 CT-TCE-VC		TO-15				Analyst: LL
Ethylbenzene	0.22	0.15		ppbV	1	1/26/2011 6:46:00 PM
Freon 11	0.22	0.15		ppbV	1	1/26/2011 6:46:00 PM
Freon 113	< 0.15	0.15		ppbV	1	1/26/2011 6:46:00 PM
Freon 114	< 0.15	0.15		ppbV	1	1/26/2011 6:46:00 PM
Freon 12	0.38	0.15		ppbV	1	1/26/2011 6:46:00 PM
Heptane	0.74	0.15		ppbV	1	1/26/2011 6:46:00 PM
Hexachloro-1,3-butadiene	< 0.15	0.15		ppbV	1	1/26/2011 6:46:00 PM
Hexane	0.31	0.15		ppbV	1	1/26/2011 6:46:00 PM
Isopropyl alcohol	84	6.0		ppbV	40	1/28/2011 4:07:00 AM
m&p-Xylene	0.25	0.30	J	ppbV	1	1/26/2011 6:46:00 PM
Methyl Butyl Ketone	< 0.30	0.30		ppbV	1	1/26/2011 6:46:00 PM
Methyl Ethyl Ketone	< 0.30	0.30		ppbV	1	1/26/2011 6:46:00 PM
Methyl Isobutyl Ketone	< 0.30	0.30		ppbV	1	1/26/2011 6:46:00 PM
Methyl tert-butyl ether	< 0.15	0.15		ppbV	1	1/26/2011 6:46:00 PM
Methylene chloride	43	6.0		ppbV	40	1/28/2011 4:07:00 AM
o-Xylene	0.18	0.15		ppbV	1	1/26/2011 6:46:00 PM
Propylene	< 0.15	0.15		ppbV	1	1/26/2011 6:46:00 PM
Styrene	2.0	0.15		ppbV	1	1/26/2011 6:46:00 PM
Tetrachloroethylene	< 0.15	0.15		ppbV	1	1/26/2011 6:46:00 PM
Tetrahydrofuran	< 0.15	0.15		ppbV	1	1/26/2011 6:46:00 PM
Toluene	3.1	1.5		ppbV	10	1/28/2011 3:34:00 AM
trans-1,2-Dichloroethene	< 0.15	0.15		ppbV	1	1/26/2011 6:46:00 PM
trans-1,3-Dichloropropene	< 0.15	0.15		ppbV	1	1/26/2011 6:46:00 PM
Trichloroethene	0.12	0.040		ppbV	1	1/26/2011 6:46:00 PM
Vinyl acetate	< 0.15	0.15		ppbV	1	1/26/2011 6:46:00 PM
Vinyl Bromide	< 0.15	0.15		ppbV	1	1/26/2011 6:46:00 PM
Vinyl chloride	< 0.040	0.040		ppbV	1	1/26/2011 6:46:00 PM
Surr: Bromofluorobenzene	89.0	70-130		%REC	1	1/26/2011 6:46:00 PM

Qualifiers:

**	Reporting Limit	.	Results reported are not blank corrected
B	Analyte detected in the associated Method Blank	E	Value above quantitation range
H	Holding times for preparation or analysis exceeded	J	Analyte detected at or below quantitation limits
JN	Non-routine analyte. Quantitation estimated.	ND	Not Detected at the Reporting Limit
S	Spike Recovery outside accepted recovery limits		

Centek Laboratories, LLC

Date: *22-Feb-11*

CLIENT:	Arcadis	**Client Sample ID:**	IA-VMP 3B
Lab Order:	C1101035	**Tag Number:**	106,395
Project:	Lockheed Martin NJ001014.0001	**Collection Date:**	1/24/2011
Lab ID:	C1101035-009A	**Matrix:**	AIR

Analyses	Result	**Limit	Qual	Units	DF	Date Analyzed
1UG/M3 W/ 0.25UG/M3 CT-TCE-VC		TO-15				Analyst: LL
1,1,1-Trichloroethane	< 0.83	0.83		ug/m3	1	1/26/2011 6:46:00 PM
1,1,2,2-Tetrachloroethane	< 1.0	1.0		ug/m3	1	1/26/2011 6:46:00 PM
1,1,2-Trichloroethane	< 0.83	0.83		ug/m3	1	1/26/2011 6:46:00 PM
1,1-Dichloroethane	< 0.62	0.62		ug/m3	1	1/26/2011 6:46:00 PM
1,1-Dichloroethene	< 0.60	0.60		ug/m3	1	1/26/2011 6:46:00 PM
1,2,4-Trichlorobenzene	< 1.1	1.1		ug/m3	1	1/26/2011 6:46:00 PM
1,2,4-Trimethylbenzene	1.3	0.75		ug/m3	1	1/26/2011 6:46:00 PM
1,2-Dibromoethane	< 1.2	1.2		ug/m3	1	1/26/2011 6:46:00 PM
1,2-Dichlorobenzene	< 0.92	0.92		ug/m3	1	1/26/2011 6:46:00 PM
1,2-Dichloroethane	< 0.62	0.62		ug/m3	1	1/26/2011 6:46:00 PM
1,2-Dichloropropane	< 0.70	0.70		ug/m3	1	1/26/2011 6:46:00 PM
1,3,5-Trimethylbenzene	0.55	0.75	J	ug/m3	1	1/26/2011 6:46:00 PM
1,3-butadiene	< 0.34	0.34		ug/m3	1	1/26/2011 6:46:00 PM
1,3-Dichlorobenzene	< 0.92	0.92		ug/m3	1	1/26/2011 6:46:00 PM
1,4-Dichlorobenzene	1.4	0.92		ug/m3	1	1/26/2011 6:46:00 PM
1,4-Dioxane	< 1.1	1.1		ug/m3	1	1/26/2011 6:46:00 PM
2,2,4-trimethylpentane	< 0.71	0.71		ug/m3	1	1/26/2011 6:46:00 PM
4-ethyltoluene	< 0.75	0.75		ug/m3	1	1/26/2011 6:46:00 PM
Acetone	19	7.2		ug/m3	10	1/28/2011 3:34:00 AM
Allyl chloride	< 0.48	0.48		ug/m3	1	1/26/2011 6:46:00 PM
Benzene	0.84	0.49		ug/m3	1	1/26/2011 6:46:00 PM
Benzyl chloride	< 0.88	0.88		ug/m3	1	1/26/2011 6:46:00 PM
Bromodichloromethane	< 1.0	1.0		ug/m3	1	1/26/2011 6:46:00 PM
Bromoform	< 1.6	1.6		ug/m3	1	1/26/2011 6:46:00 PM
Bromomethane	< 0.59	0.59		ug/m3	1	1/26/2011 6:46:00 PM
Carbon disulfide	< 0.47	0.47		ug/m3	1	1/26/2011 6:46:00 PM
Carbon tetrachloride	0.26	0.26		ug/m3	1	1/26/2011 6:46:00 PM
Chlorobenzene	< 0.70	0.70		ug/m3	1	1/26/2011 6:46:00 PM
Chloroethane	< 0.40	0.40		ug/m3	1	1/26/2011 6:46:00 PM
Chloroform	< 0.74	0.74		ug/m3	1	1/26/2011 6:46:00 PM
Chloromethane	0.67	0.31		ug/m3	1	1/26/2011 6:46:00 PM
cis-1,2-Dichloroethene	< 0.60	0.60		ug/m3	1	1/26/2011 6:46:00 PM
cis-1,3-Dichloropropene	< 0.69	0.69		ug/m3	1	1/26/2011 6:46:00 PM
Cyclohexane	< 0.52	0.52		ug/m3	1	1/26/2011 6:46:00 PM
Dibromochloromethane	< 1.3	1.3		ug/m3	1	1/26/2011 6:46:00 PM
Ethyl acetate	< 0.92	0.92		ug/m3	1	1/26/2011 6:46:00 PM
Ethylbenzene	0.97	0.66		ug/m3	1	1/26/2011 6:46:00 PM
Freon 11	1.3	0.86		ug/m3	1	1/26/2011 6:46:00 PM
Freon 113	< 1.2	1.2		ug/m3	1	1/26/2011 6:46:00 PM
Freon 114	< 1.1	1.1		ug/m3	1	1/26/2011 6:46:00 PM

Qualifiers:

**	Reporting Limit	.	Results reported are not blank corrected
B	Analyte detected in the associated Method Blank	E	Value above quantitation range
H	Holding times for preparation or analysis exceeded	J	Analyte detected at or below quantitation limits
JN	Non-routine analyte. Quantitation estimated.	ND	Not Detected at the Reporting Limit
S	Spike Recovery outside accepted recovery limits		

Centek Laboratories, LLC

Date: *22-Feb-11*

CLIENT:	Arcadis	**Client Sample ID:**	IA-VMP 3B
Lab Order:	C1101035	**Tag Number:**	106,395
Project:	Lockheed Martin NJ001014.0001	**Collection Date:**	1/24/2011
Lab ID:	C1101035-009A	**Matrix:**	AIR

Analyses	Result	**Limit	Qual	Units	DF	Date Analyzed
1UG/M3 W/ 0.25UG/M3 CT-TCE-VC		TO-15				Analyst: LL
Freon 12	1.9	0.75		ug/m3	1	1/26/2011 6:46:00 PM
Heptane	3.1	0.62		ug/m3	1	1/26/2011 6:46:00 PM
Hexachloro-1,3-butadiene	< 1.6	1.6		ug/m3	1	1/26/2011 6:46:00 PM
Hexane	1.1	0.54		ug/m3	1	1/26/2011 6:46:00 PM
Isopropyl alcohol	210	15		ug/m3	40	1/28/2011 4:07:00 AM
m&p-Xylene	1.1	1.3	J	ug/m3	1	1/26/2011 6:46:00 PM
Methyl Butyl Ketone	< 1.2	1.2		ug/m3	1	1/26/2011 6:46:00 PM
Methyl Ethyl Ketone	< 0.90	0.90		ug/m3	1	1/26/2011 6:46:00 PM
Methyl Isobutyl Ketone	< 1.2	1.2		ug/m3	1	1/26/2011 6:46:00 PM
Methyl tert-butyl ether	< 0.55	0.55		ug/m3	1	1/26/2011 6:46:00 PM
Methylene chloride	150	21		ug/m3	40	1/28/2011 4:07:00 AM
o-Xylene	0.79	0.66		ug/m3	1	1/26/2011 6:46:00 PM
Propylene	< 0.26	0.26		ug/m3	1	1/26/2011 6:46:00 PM
Styrene	8.6	0.65		ug/m3	1	1/26/2011 6:46:00 PM
Tetrachloroethylene	< 1.0	1.0		ug/m3	1	1/26/2011 6:46:00 PM
Tetrahydrofuran	< 0.45	0.45		ug/m3	1	1/26/2011 6:46:00 PM
Toluene	12	5.7		ug/m3	10	1/28/2011 3:34:00 AM
trans-1,2-Dichloroethene	< 0.60	0.60		ug/m3	1	1/26/2011 6:46:00 PM
trans-1,3-Dichloropropene	< 0.69	0.69		ug/m3	1	1/26/2011 6:46:00 PM
Trichloroethene	0.66	0.22		ug/m3	1	1/26/2011 6:46:00 PM
Vinyl acetate	< 0.54	0.54		ug/m3	1	1/26/2011 6:46:00 PM
Vinyl Bromide	< 0.67	0.67		ug/m3	1	1/26/2011 6:46:00 PM
Vinyl chloride	< 0.10	0.10		ug/m3	1	1/26/2011 6:46:00 PM

Qualifiers:

**	Reporting Limit	.	Results reported are not blank corrected
B	Analyte detected in the associated Method Blank	E	Value above quantitation range
H	Holding times for preparation or analysis exceeded	J	Analyte detected at or below quantitation limits
JN	Non-routine analyte. Quantitation estimated.	ND	Not Detected at the Reporting Limit
S	Spike Recovery outside accepted recovery limits		

Quantitation Report (QT Reviewed)

Data File : C:\MSDCHEM\1\DATA\BG012613.D Vial: 16
Acq On : 26 Jan 2011 6:46 pm Operator: LL
Sample : C1101035-009A Inst : MSD #2
Misc : 1ugm3 & 0.25TCE,CT,VNCL Sample Multiplr: 1.00
MS Integration Params: RTEINT.P
Quant Time: Jan 28 15:29:16 2011 Quant Results File: B118_1UG.RES

Quant Method : C:\MSDCHEM\1\METHODS\B118_1UG.M (RTE Integrator)
Title : TO-15 VOA Standards for 5 point calibration
Last Update : Wed Jan 26 14:01:48 2011
Response via : Initial Calibration
DataAcq Meth : B118_1UG

Internal Standards	R.T.	QIon	Response	Conc	Units		Dev(Min)
1) Bromochloromethane	7.88	128	17722	1.00	ppb		0.01
30) 1,4-difluorobenzene	10.18	114	56407	1.00	ppb		0.00
44) Chlorobenzene-d5	14.97	117	53284	1.00	ppb		0.00
System Monitoring Compounds							
57) Bromofluorobenzene	16.51	95	25473	0.89	ppb		0.00
Spiked Amount 1.000	Range 70 - 130		Recovery = 89.00%				
Target Compounds							Qvalue
3) Freon 12	3.13	85	40931	0.38	ppb		96
4) Chloromethane	3.27	50	12480	0.32	ppb		65
11) Freon 11	4.33	101	23163	0.22	ppb		87
12) Acetone	4.61	58	50389m	4.24	ppb		
13) Isopropyl alcohol	4.63	45	1587192m	73.51	ppb		
16) Methylene chloride	5.35	84	665200	24.44	ppb	#	83
25) Hexane	7.07	41	9869	0.31	ppb	#	86
33) Carbon tetrachloride	9.43	117	4720m	0.04	ppb		
34) Benzene	9.40	78	21213	0.26	ppb		86
37) Heptane	10.76	43	22247	0.74	ppb		95
38) Trichloroethene	10.87	130	5734m	0.12	ppb		
45) Toluene	13.08	92	126949	3.24	ppb	#	82
52) Ethylbenzene	15.27	91	13366	0.22	ppb		96
53) m&p-xylene	15.44	91	14225	0.25	ppb		91
54) Styrene	15.87	104	69789	1.98	ppb		78
56) o-xylene	15.89	91	10636	0.18	ppb		91
60) 1,3,5-trimethylbenzene	17.12	105	6368m	0.11	ppb		
61) 1,2,4-trimethylbenzene	17.52	105	9414	0.26	ppb		89
64) 1,4-dichlorobenzene	17.90	146	10003	0.23	ppb		94

L.L.

(#) = qualifier out of range (m) = manual integration (+) = signals summed

Quantitation Report (QT Reviewed)

Data File : C:\MSDCHEM\1\DATA\BG012613.D Vial: 16
Acq On : 26 Jan 2011 6:46 pm Operator: LL
Sample : C1101035-009A Inst : MSD #2
Misc : 1ugm3 & 0.25TCE,CT,VNCL Sample Multiplr: 1.00
MS Integration Params: RTEINT.P
Quant Time: Jan 28 15:39 2011 Quant Results File: B118_1UG.RES

Method : C:\MSDCHEM\1\METHODS\B118_1UG.M (RTE Integrator)
Title : TO-15 VOA Standards for 5 point calibration
Last Update : Tue Feb 01 16:05:43 2011
Response via : Initial Calibration

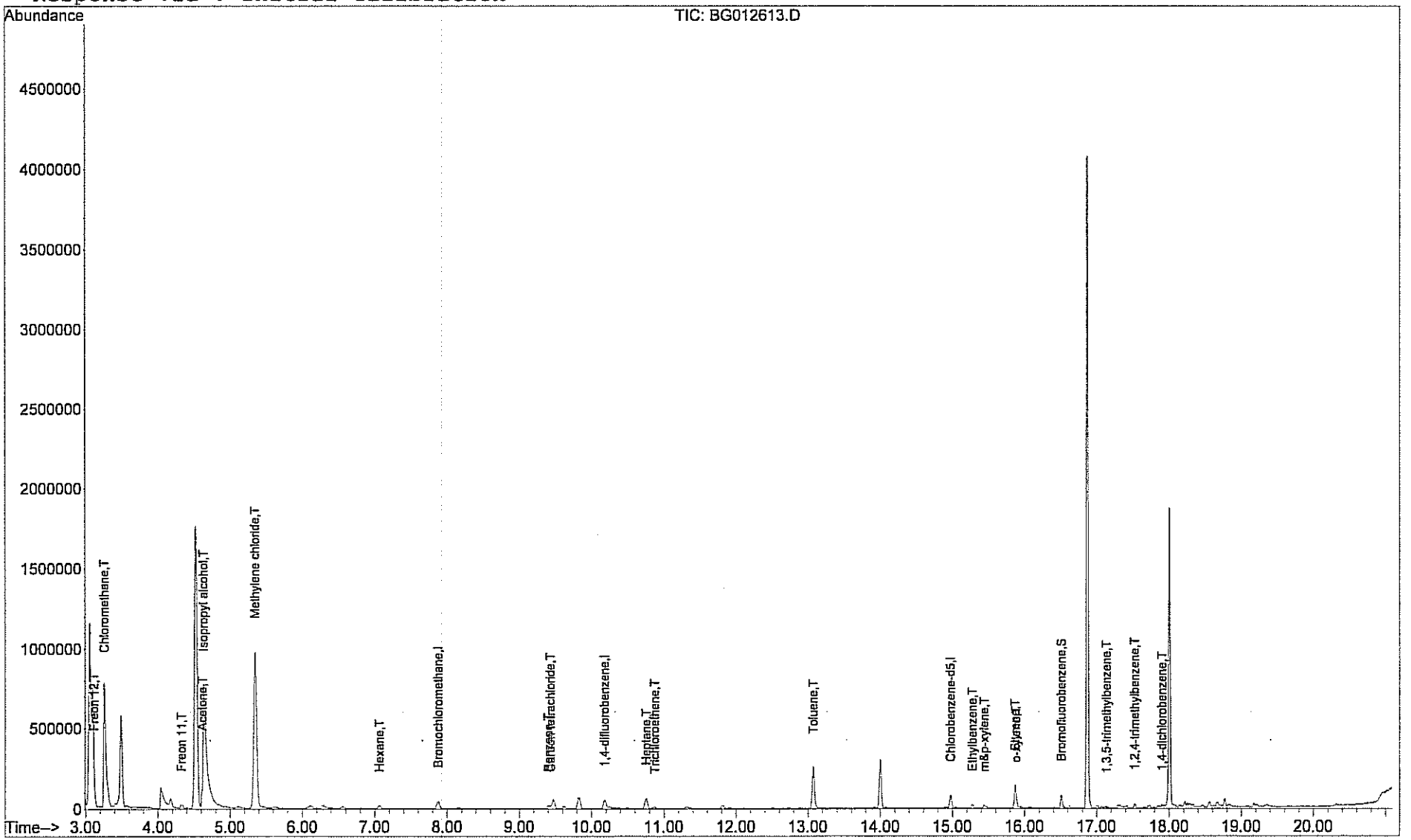

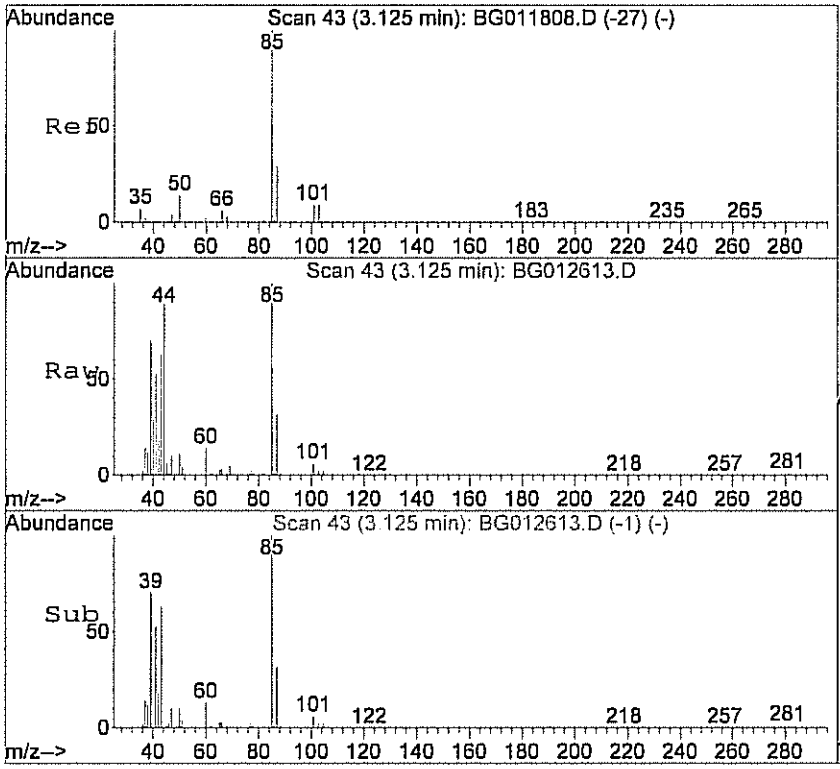

#3
Freon 12
Concen: 0.38 ppb
RT: 3.13 min Scan# 43
Delta R.T. 0.00 min
Lab File: BG012613.D
Acq: 26 Jan 2011 6:46 pm

Tgt Ion: 85 Resp: 40931

Ion	Ratio	Lower	Upper
85	100		
87	31.5	14.1	54.1

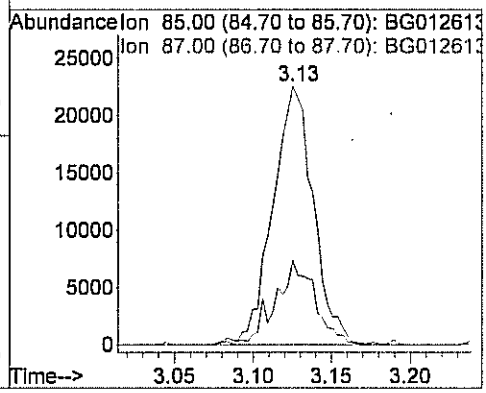

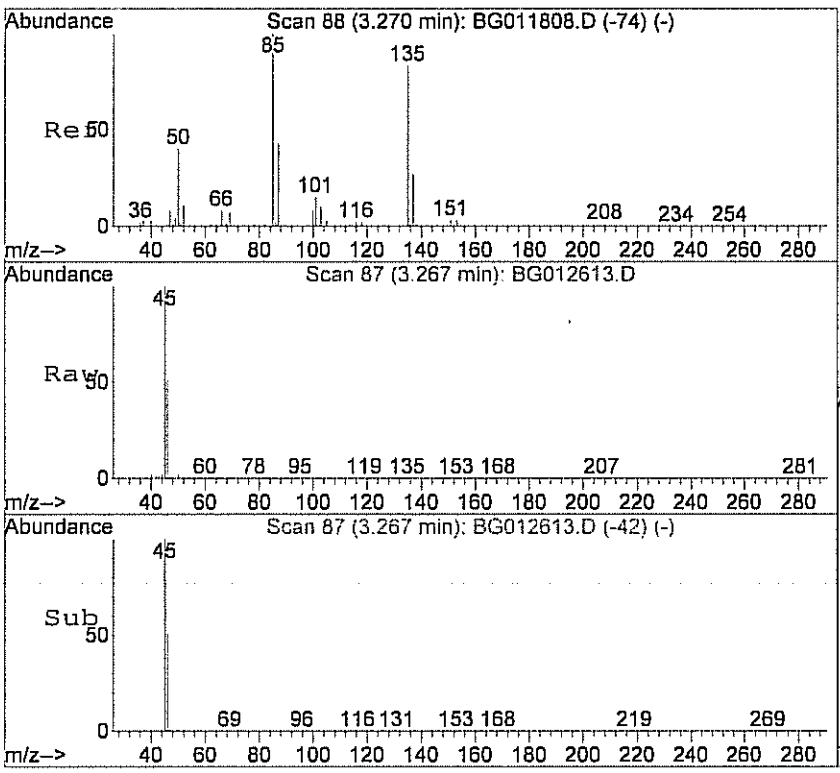

#4
Chloromethane
Concen: 0.32 ppb
RT: 3.27 min Scan# 87
Delta R.T. -0.01 min
Lab File: BG012613.D
Acq: 26 Jan 2011 6:46 pm

Tgt Ion: 50 Resp: 12480

Ion	Ratio	Lower	Upper
50	100		
52	31.8	0.0	36.8

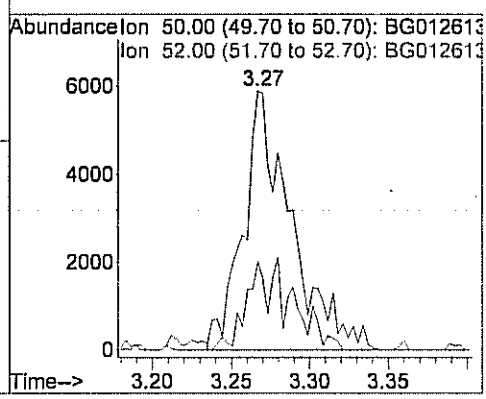



#11
Freon 11
Concen: 0.22 ppb
RT: 4.33 min Scan# 419
Delta R.T. 0.00 min
Lab File: BG012613.D
Acq: 26 Jan 2011 6:46 pm

Tgt Ion:101 Resp: 23163

Ion	Ratio	Lower	Upper
101	100		
103	57.3	49.2	89.2
105	8.1	0.0	27.9

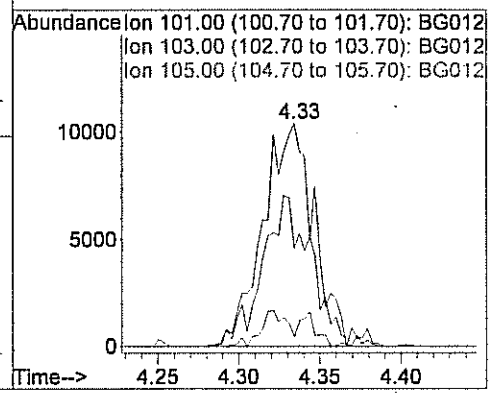

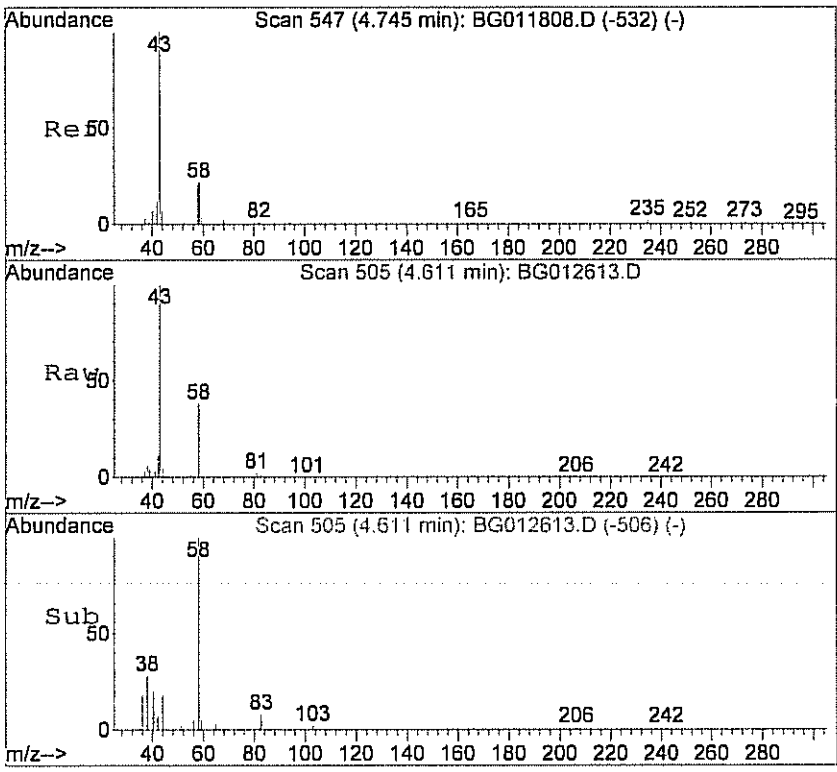

#12
Acetone
Concen: 4.24 ppb m
RT: 4.61 min Scan# 505
Delta R.T. -0.15 min
Lab File: BG012613.D
Acq: 26 Jan 2011 6:46 pm

Tgt Ion: 58 Resp: 50389

Ion	Ratio	Lower	Upper
58	100		
43	0.0	148.4	208.4#

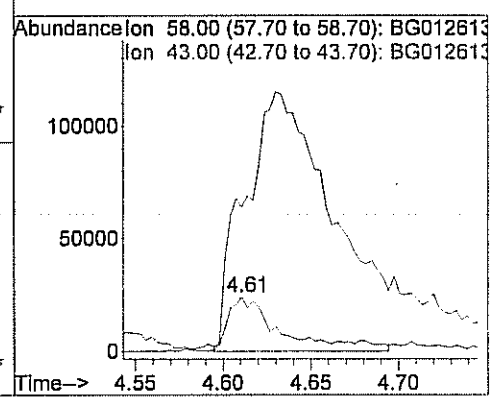

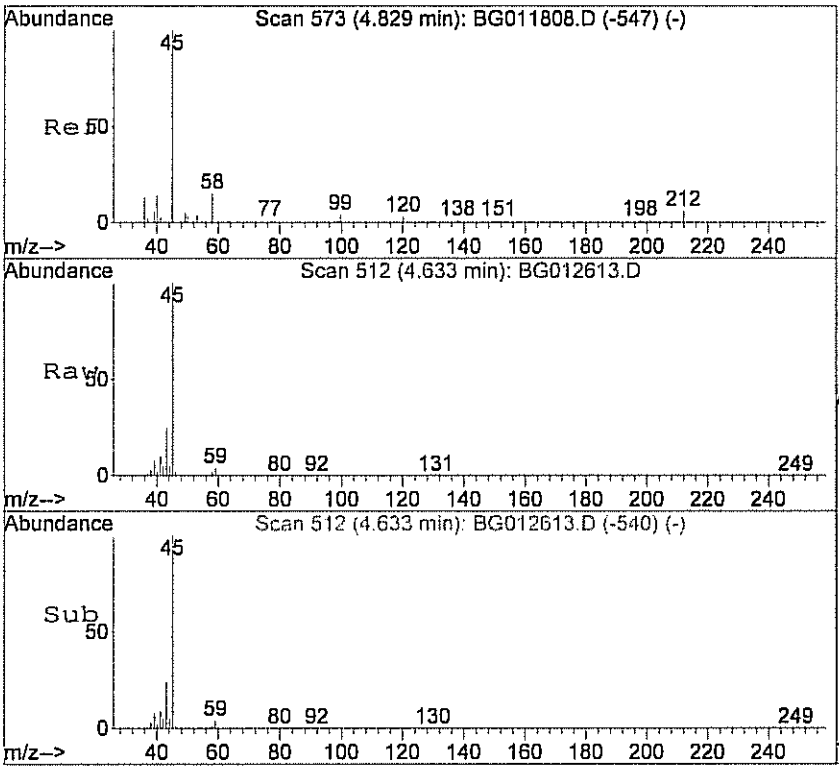

#13
Isopropyl alcohol
Concen: 73.51 ppb m
RT: 4.63 min Scan# 512
Delta R.T. -0.24 min
Lab File: BG012613.D
Acq: 26 Jan 2011 6:46 pm

Tgt Ion: 45 Resp: 1587192

Ion	Ratio	Lower	Upper
45	100		
43	0.0	6.2	46.2#

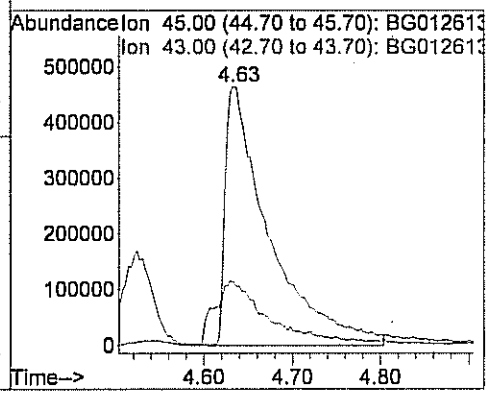

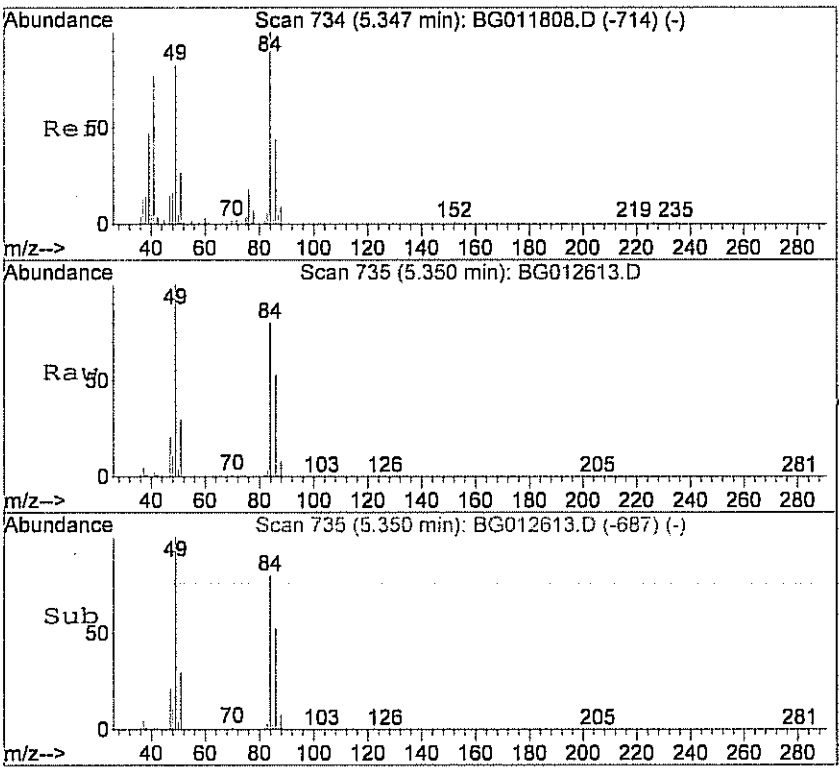

#16
Methylene chloride
Concen: 24.44 ppb
RT: 5.35 min Scan# 735
Delta R.T. 0.00 min
Lab File: BG012613.D
Acq: 26 Jan 2011 6:46 pm

Tgt Ion: 84 Resp: 665200

Ion	Ratio	Lower	Upper
84	100		
49	122.8	82.7	122.7#
86	64.4	35.7	75.7

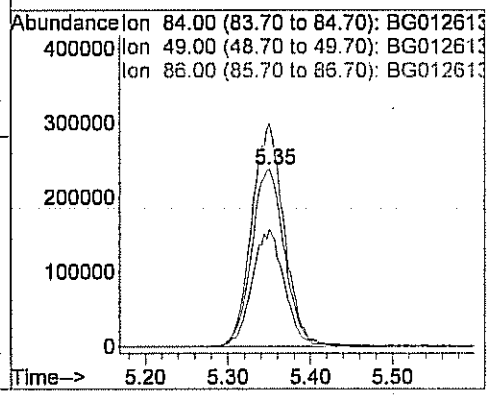

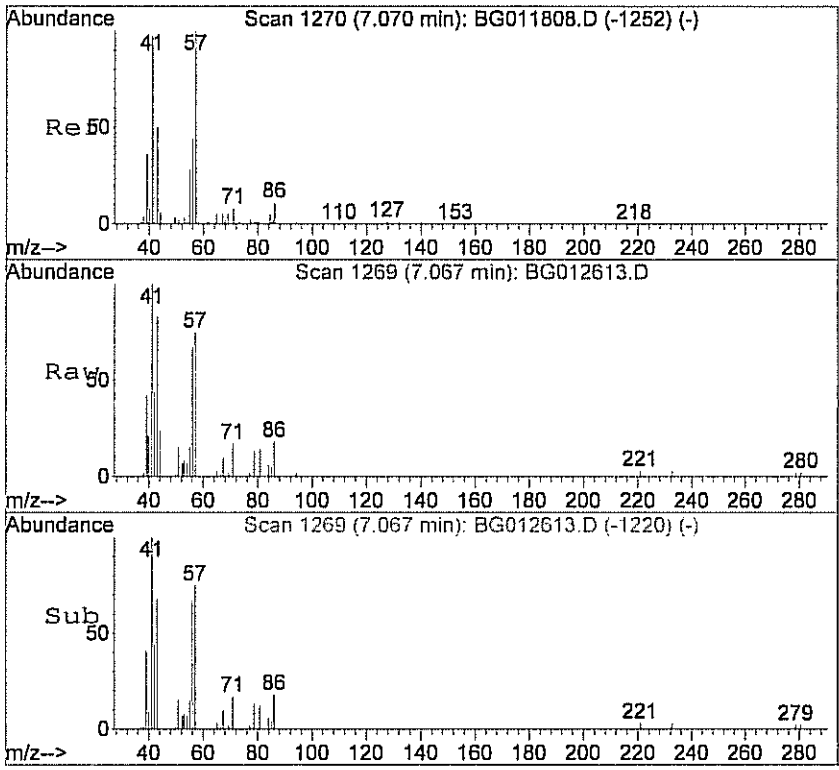

#25
Hexane
Concen: 0.31 ppb
RT: 7.07 min Scan# 1269
Delta R.T. 0.01 min
Lab File: BG012613.D
Acq: 26 Jan 2011 6:46 pm

Tgt Ion: 41 Resp: 9869

Ion	Ratio	Lower	Upper
41	100		
57	89.6	67.3	107.3
43	67.5	22.9	62.9#

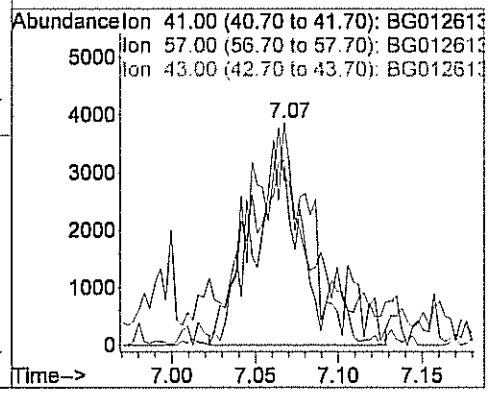

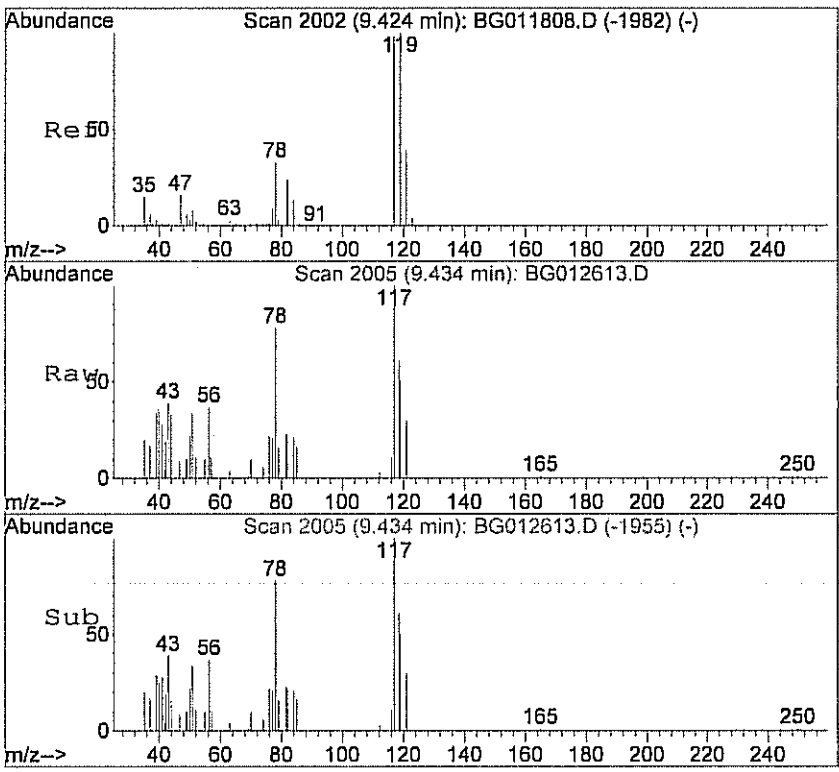

#33
Carbon tetrachloride
Concen: 0.04 ppb m
RT: 9.43 min Scan# 2005
Delta R.T. 0.01 min
Lab File: BG012613.D
Acq: 26 Jan 2011 6:46 pm

Tgt Ion:117 Resp: 4720

Ion	Ratio	Lower	Upper
117	100		
119	59.0	64.1	104.1#

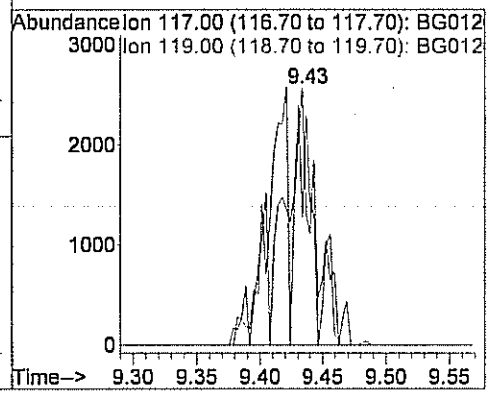

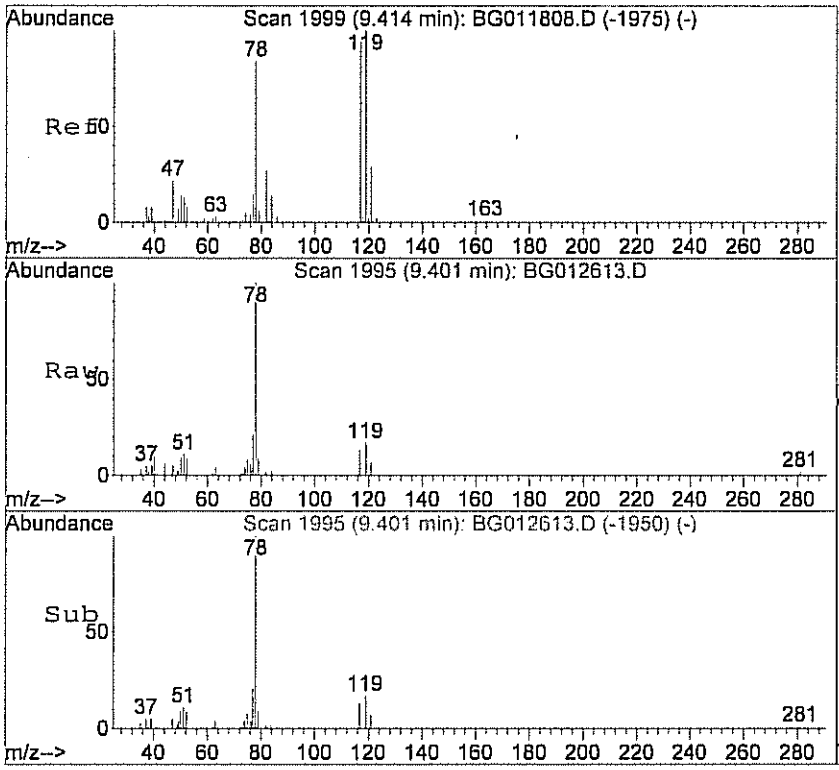

#34
Benzene
Concen: 0.26 ppb
RT: 9.40 min Scan# 1995
Delta R.T. -0.01 min
Lab File: BG012613.D
Acq: 26 Jan 2011 6:46 pm

Tgt Ion: 78 Resp: 21213

Ion	Ratio	Lower	Upper
78	100		
77	14.9	2.4	42.4
51	13.2	0.0	38.9

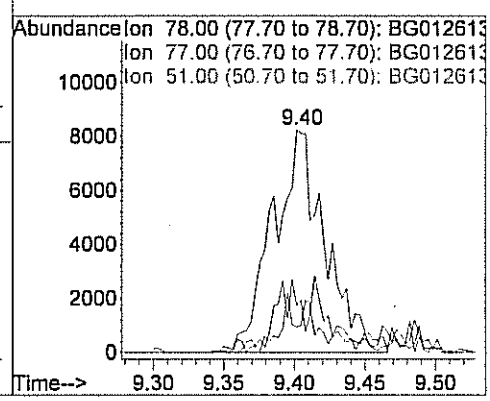

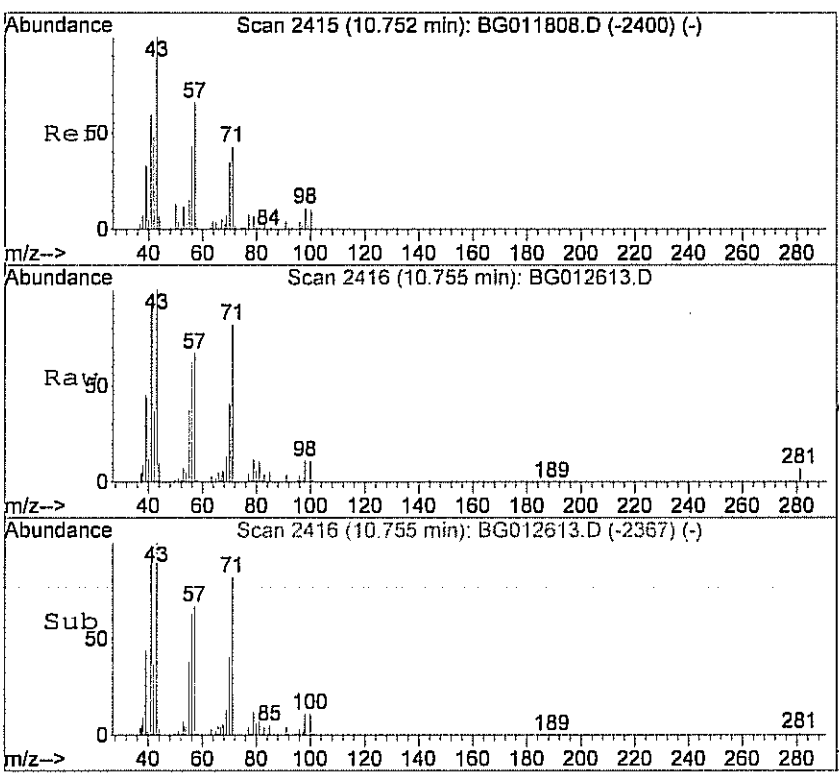

#37
Heptane
Concen: 0.74 ppb
RT: 10.76 min Scan# 2416
Delta R.T. 0.01 min
Lab File: BG012613.D
Acq: 26 Jan 2011 6:46 pm

Tgt Ion: 43 Resp: 22247

Ion	Ratio	Lower	Upper
43	100		
57	60.5	40.1	80.1
71	54.3	41.4	81.4

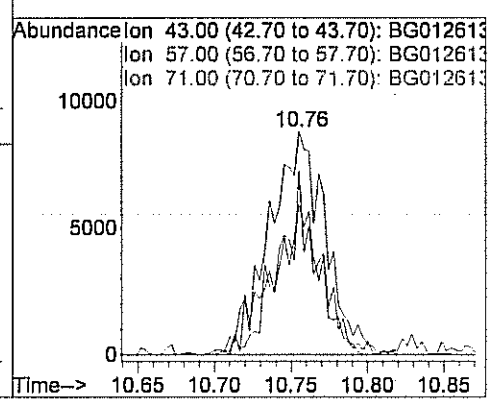

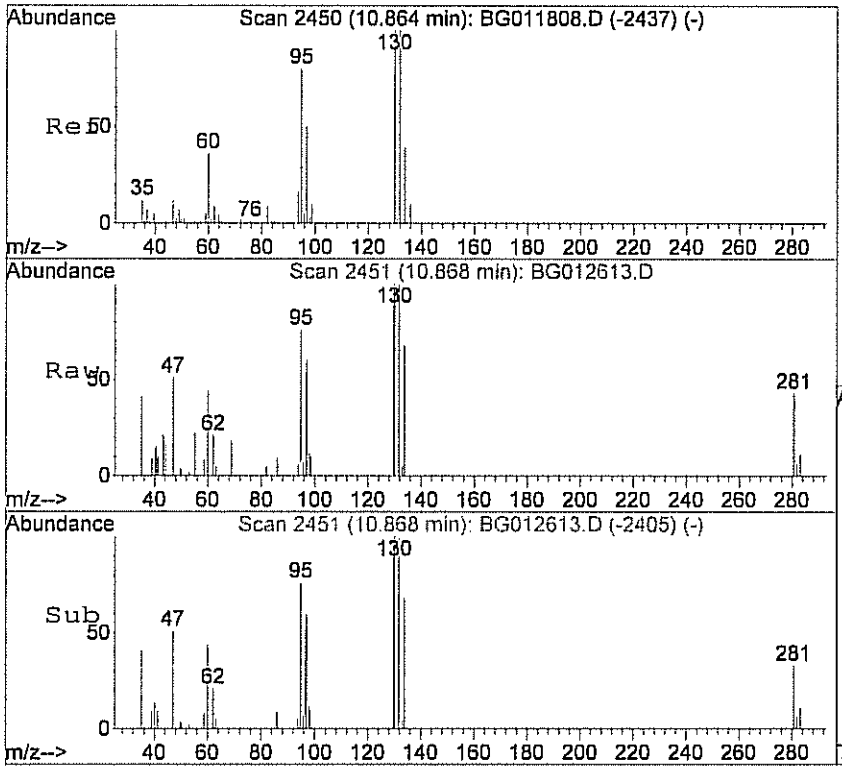

#38
Trichloroethene
Concen: 0.12 ppb m
RT: 10.87 min Scan# 2451
Delta R.T. -0.00 min
Lab File: BG012613.D
Acq: 26 Jan 2011 6:46 pm

Tgt Ion:130 Resp: 5734

Ion	Ratio	Lower	Upper
130	100		
132	81.1	63.9	103.9
95	66.0	53.8	93.8

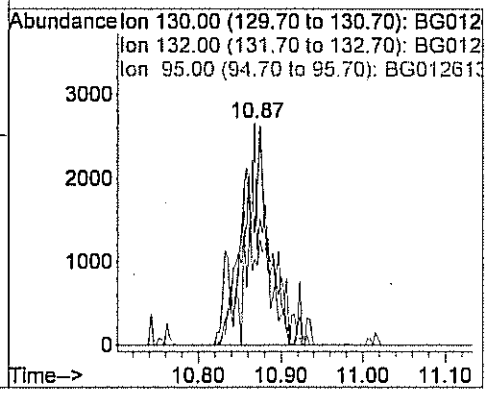

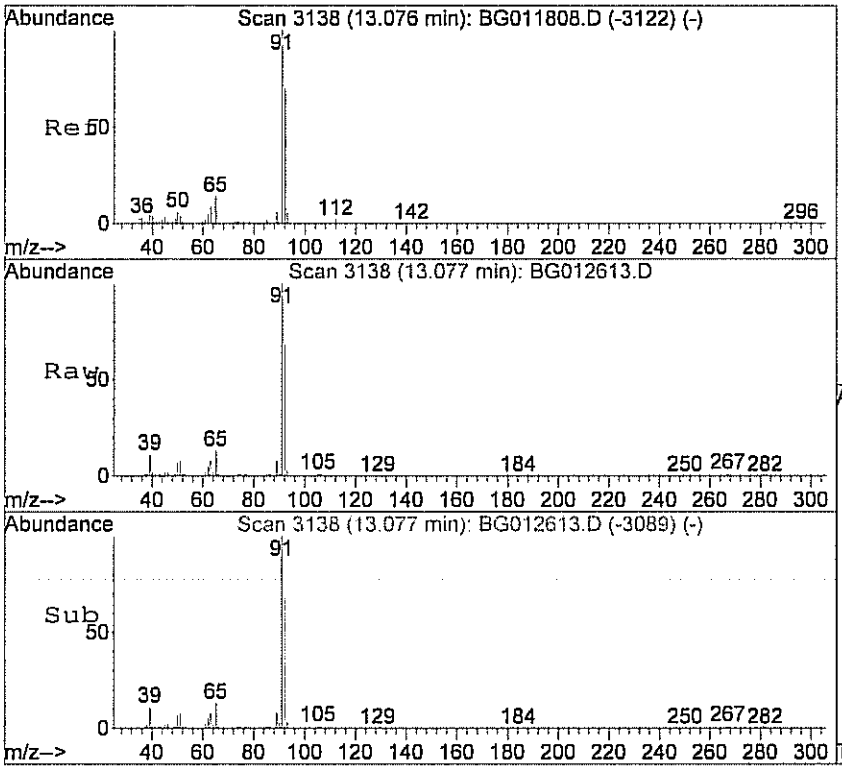

#45
Toluene
Concen: 3.24 ppb
RT: 13.08 min Scan# 3138
Delta R.T. 0.01 min
Lab File: BG012613.D
Acq: 26 Jan 2011 6:46 pm

Tgt Ion: 92 Resp: 126949

Ion	Ratio	Lower	Upper
92	100		
91	163.6	121.5	161.5#

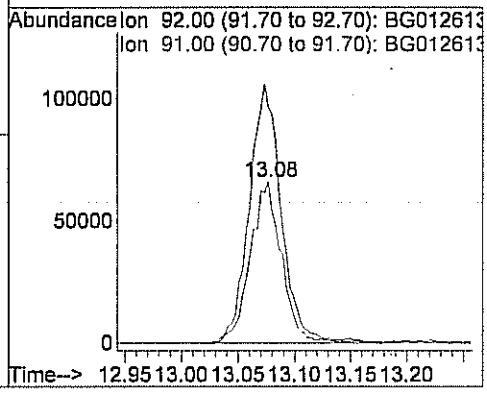

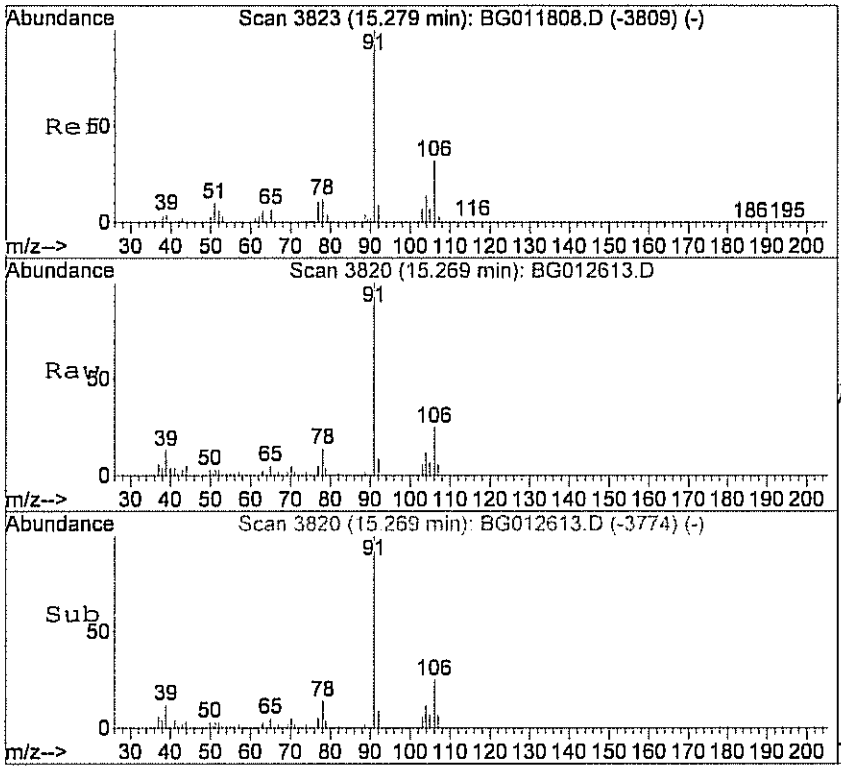

#52
Ethylbenzene
Concen: 0.22 ppb
RT: 15.27 min Scan# 3820
Delta R.T. -0.00 min
Lab File: BG012613.D
Acq: 26 Jan 2011 6:46 pm

Tgt Ion: 91 Resp: 13366

Ion	Ratio	Lower	Upper
91	100		
106	43.2	21.0	61.0

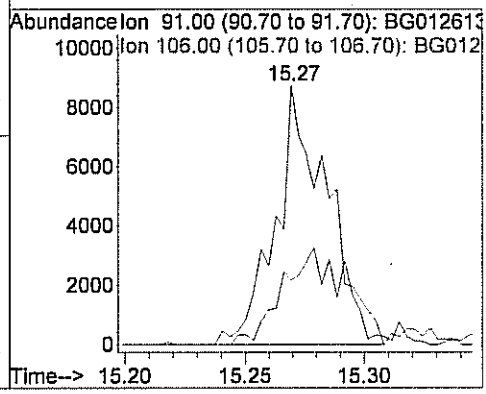

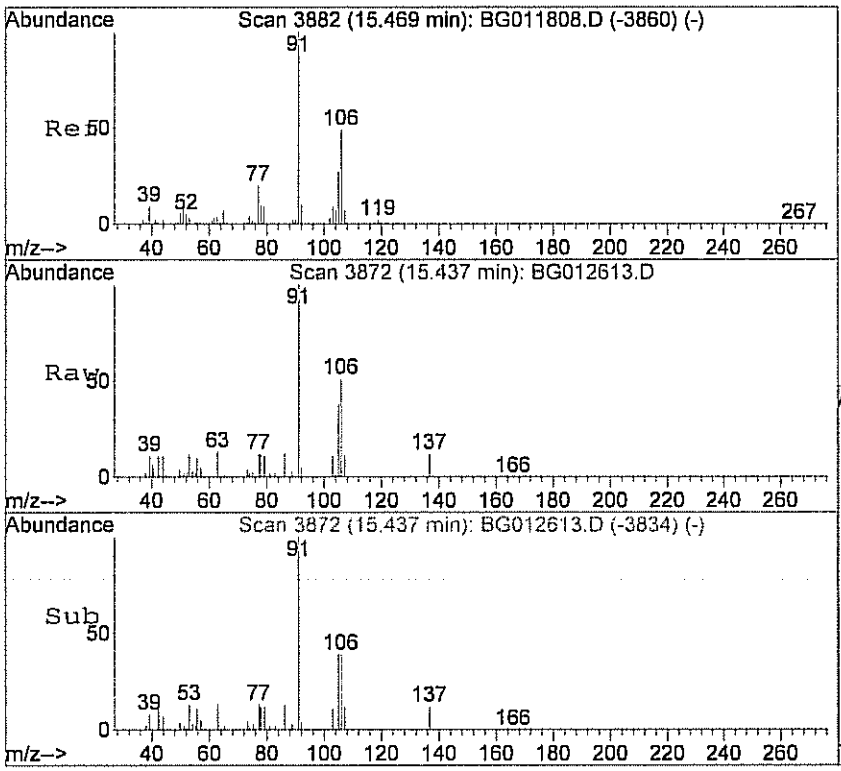

#53
m&p-xylene
Concen: 0.25 ppb
RT: 15.44 min Scan# 3872
Delta R.T. -0.03 min
Lab File: BG012613.D
Acq: 26 Jan 2011 6:46 pm

Tgt Ion: 91 Resp: 14225

Ion	Ratio	Lower	Upper
91	100		
106	61.2	34.5	74.5

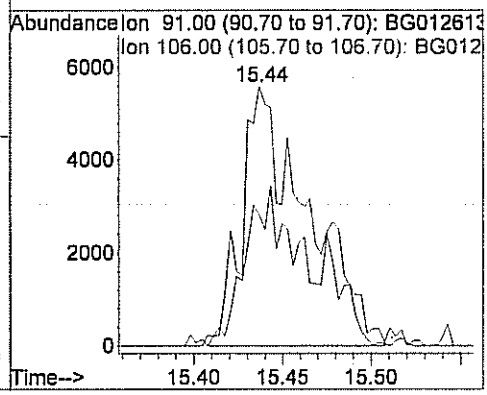

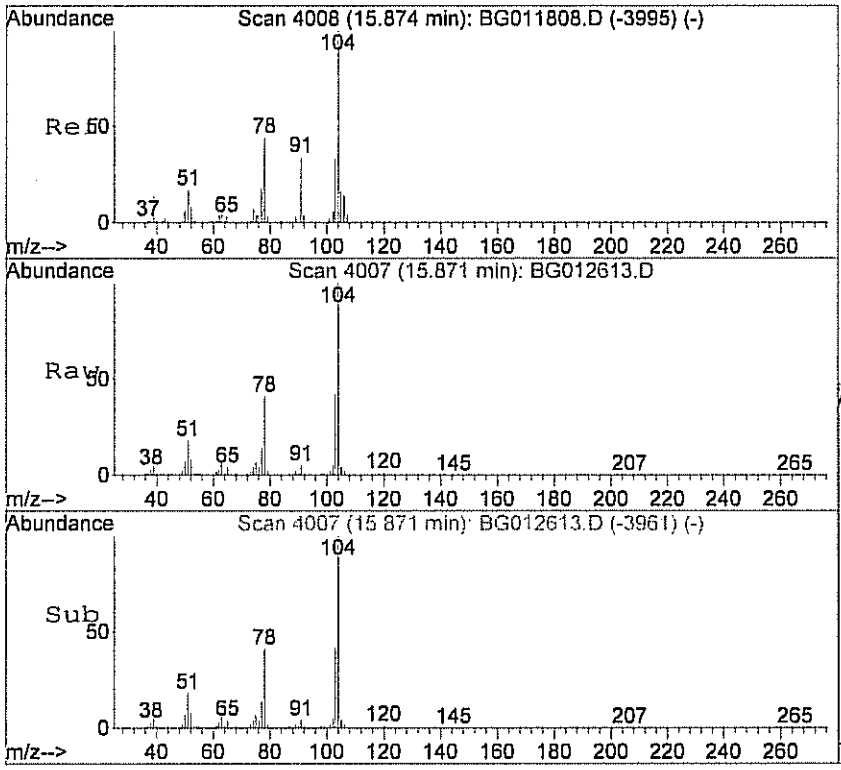

#54
Styrene
Concen: 1.98 ppb
RT: 15.87 min Scan# 4007
Delta R.T. -0.00 min
Lab File: BG012613.D
Acq: 26 Jan 2011 6:46 pm

Tgt Ion:104 Resp: 69789

Ion	Ratio	Lower	Upper
104	100		
78	45.3	13.1	53.1

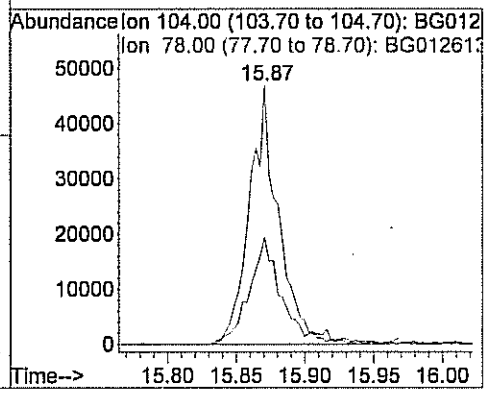

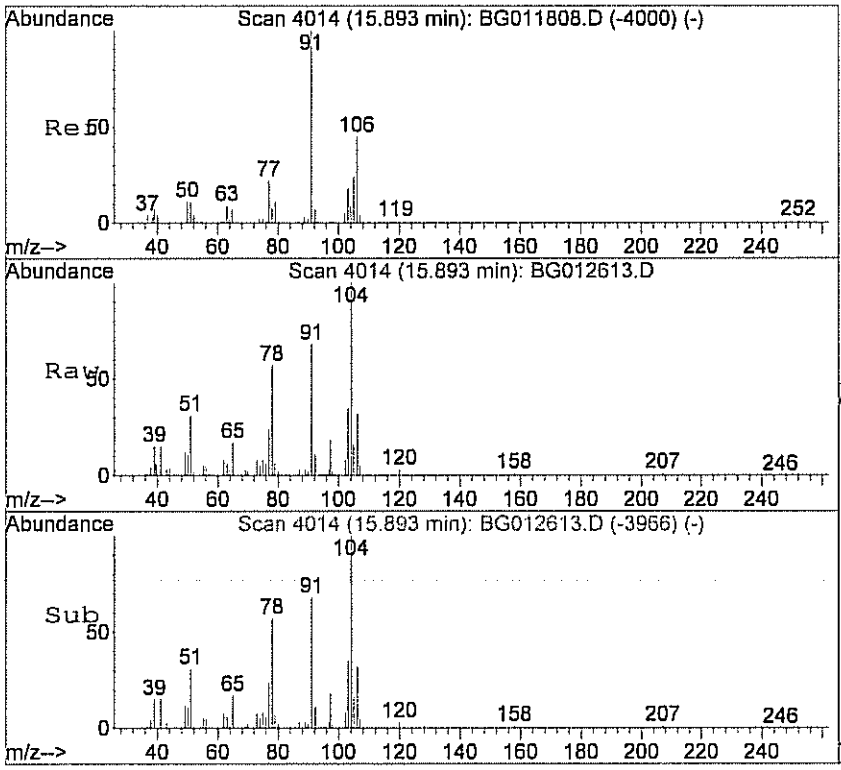

#56
o-xylene
Concen: 0.18 ppb
RT: 15.89 min Scan# 4014
Delta R.T. 0.00 min
Lab File: BG012613.D
Acq: 26 Jan 2011 6:46 pm

Tgt Ion: 91 Resp: 10636

Ion	Ratio	Lower	Upper
91	100		
106	44.7	30.8	70.8

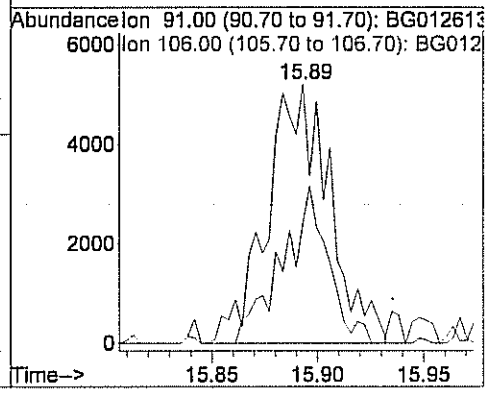

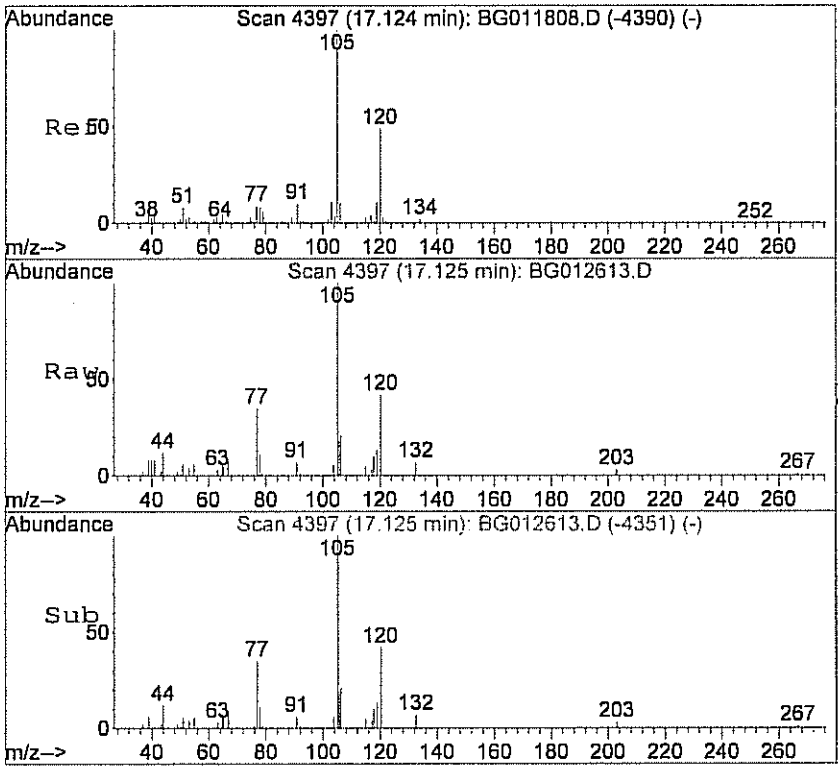

#60
1,3,5-trimethylbenzene
Concen: 0.11 ppb m
RT: 17.12 min Scan# 4397
Delta R.T. -0.00 min
Lab File: BG012613.D
Acq: 26 Jan 2011 6:46 pm

Tgt Ion:105 Resp: 6368

Ion	Ratio	Lower	Upper
105	100		
120	18.8	27.9	67.9#

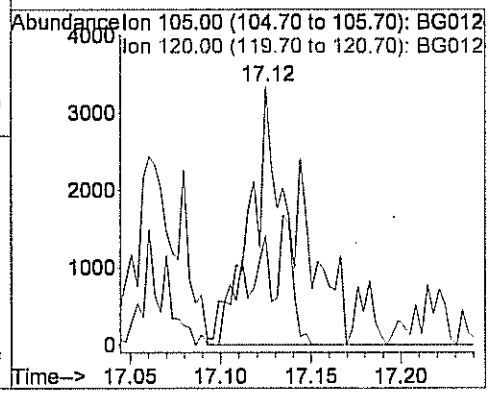

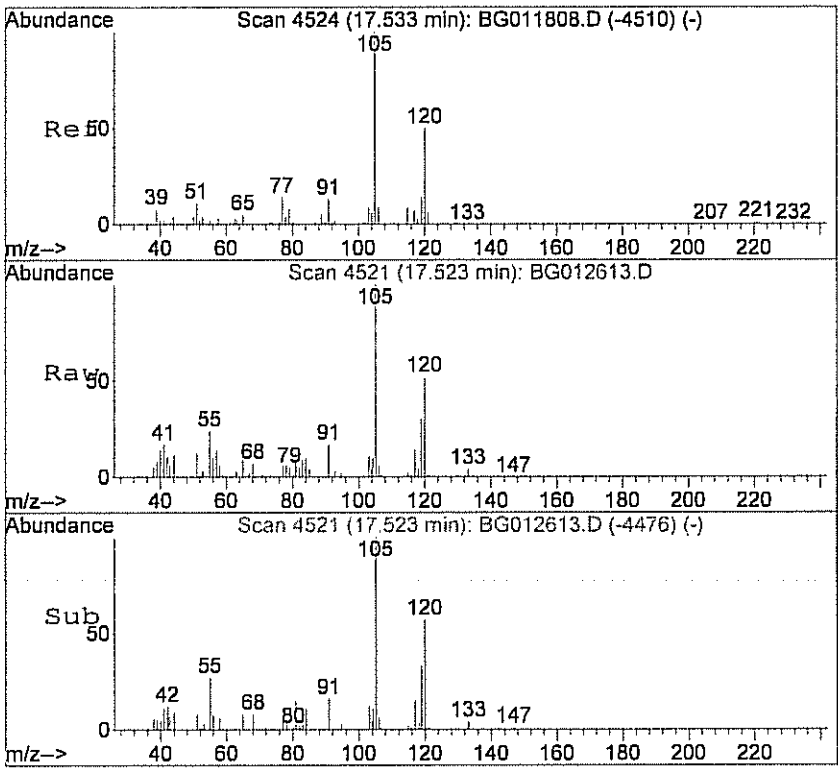

#61
1,2,4-trimethylbenzene
Concen: 0.26 ppb
RT: 17.52 min Scan# 4521
Delta R.T. -0.01 min
Lab File: BG012613.D
Acq: 26 Jan 2011 6:46 pm

Tgt Ion:105 Resp: 9414

Ion	Ratio	Lower	Upper
105	100		
120	62.7	52.0	92.0

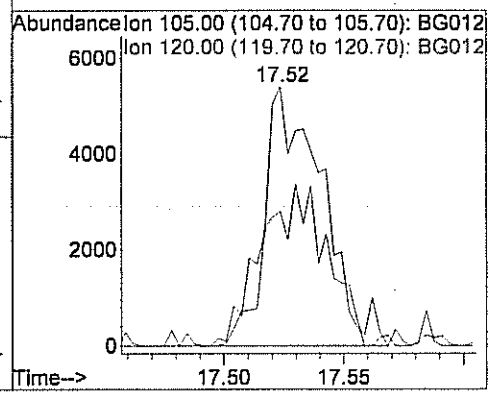

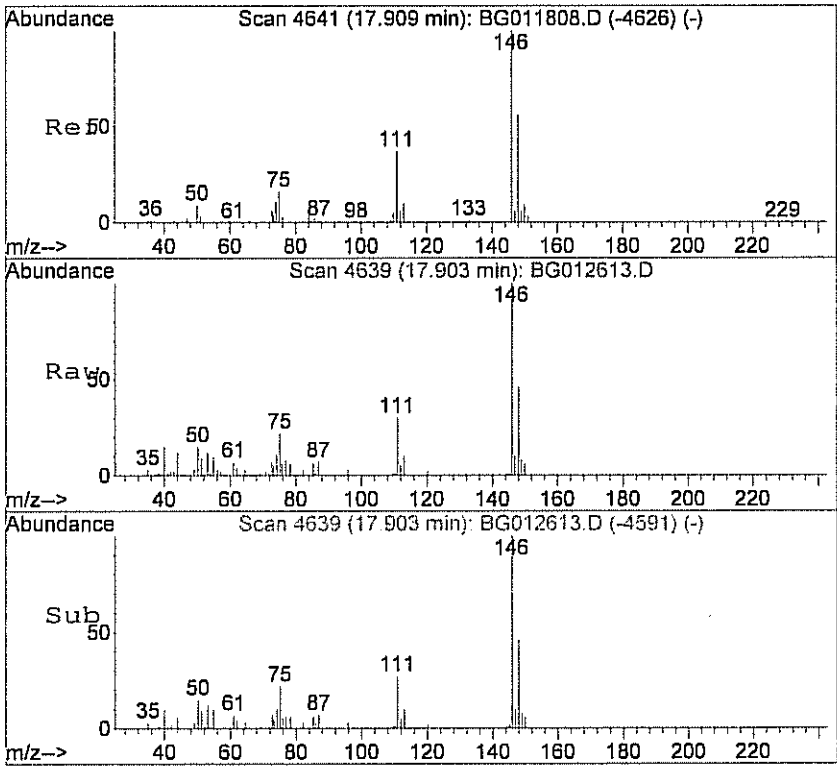

#64
1,4-dichlorobenzene
Concen: 0.23 ppb
RT: 17.90 min Scan# 4639
Delta R.T. 0.00 min
Lab File: BG012613.D
Acq: 26 Jan 2011 6:46 pm

Tgt Ion:146 Resp: 10003

Ion	Ratio	Lower	Upper
146	100		
148	50.7	35.1	75.1
111	35.6	12.4	52.4

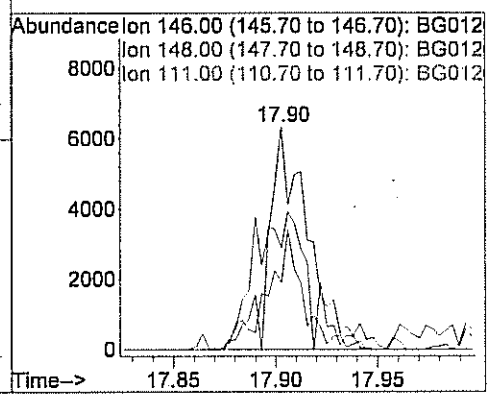

Quantitation Report (QT Reviewed)

Data File : C:\MSDCHEM\1\DATA\BG012727.D Vial: 16
Acq On : 28 Jan 2011 3:34 am Operator: LL
Sample : C1101035-009A 10X Inst : MSD #2
Misc : 1ugm3 & 0.25TCE,CT,VNCL Sample Multiplr: 1.00
MS Integration Params: RTEINT.P
Quant Time: Jan 31 16:27:43 2011 Quant Results File: B118_1UG.RES

Quant Method : C:\MSDCHEM\1\METHODS\B118_1UG.M (RTE Integrator)
Title : TO-15 VOA Standards for 5 point calibration
Last Update : Wed Jan 26 14:01:48 2011
Response via : Initial Calibration
DataAcq Meth : B118_1UG

Internal Standards	R.T.	QIon	Response	Conc	Units	Dev(Min)
1) Bromochloromethane	7.87	128	17292	1.00	ppb	0.00
30) 1,4-difluorobenzene	10.18	114	32888	1.00	ppb	0.00
44) Chlorobenzene-d5	14.97	117	36819	1.00	ppb	0.00
System Monitoring Compounds						
57) Bromofluorobenzene	16.51	95	15545	0.79	ppb	0.00
Spiked Amount 1.000	Range 70 - 130		Recovery = 79.00%			
Target Compounds						Qvalue
12) Acetone	4.74	58	8898 f.f.	0.77	ppb	# 1
13) Isopropyl alcohol	4.73	45	135987m	6.45	ppb	
16) Methylene chloride	5.34	84	69359	2.61	ppb	# 30
45) Toluene	13.08	92	8312	0.31	ppb	86
54) Styrene	15.87	104	3872	0.16	ppb	76

(#) = qualifier out of range (m) = manual integration (+) = signals summed

Quantitation Report (QT Reviewed)

Data File : C:\MSDCHEM\1\DATA\BG012727.D Vial: 16
Acq On : 28 Jan 2011 3:34 am Operator: LL
Sample : C1101035-009A 10X Inst : MSD #2
Misc : 1ugm3 & 0.25TCE,CT,VNCL Sample Multiplr: 1.00
MS Integration Params: RTEINT.P
Quant Time: Jan 31 16:30 2011 Quant Results File: B118_1UG.RES

Method : C:\MSDCHEM\1\METHODS\B118_1UG.M (RTE Integrator)
Title : TO-15 VOA Standards for 5 point calibration
Last Update : Tue Feb 01 16:05:43 2011
Response via : Initial Calibration

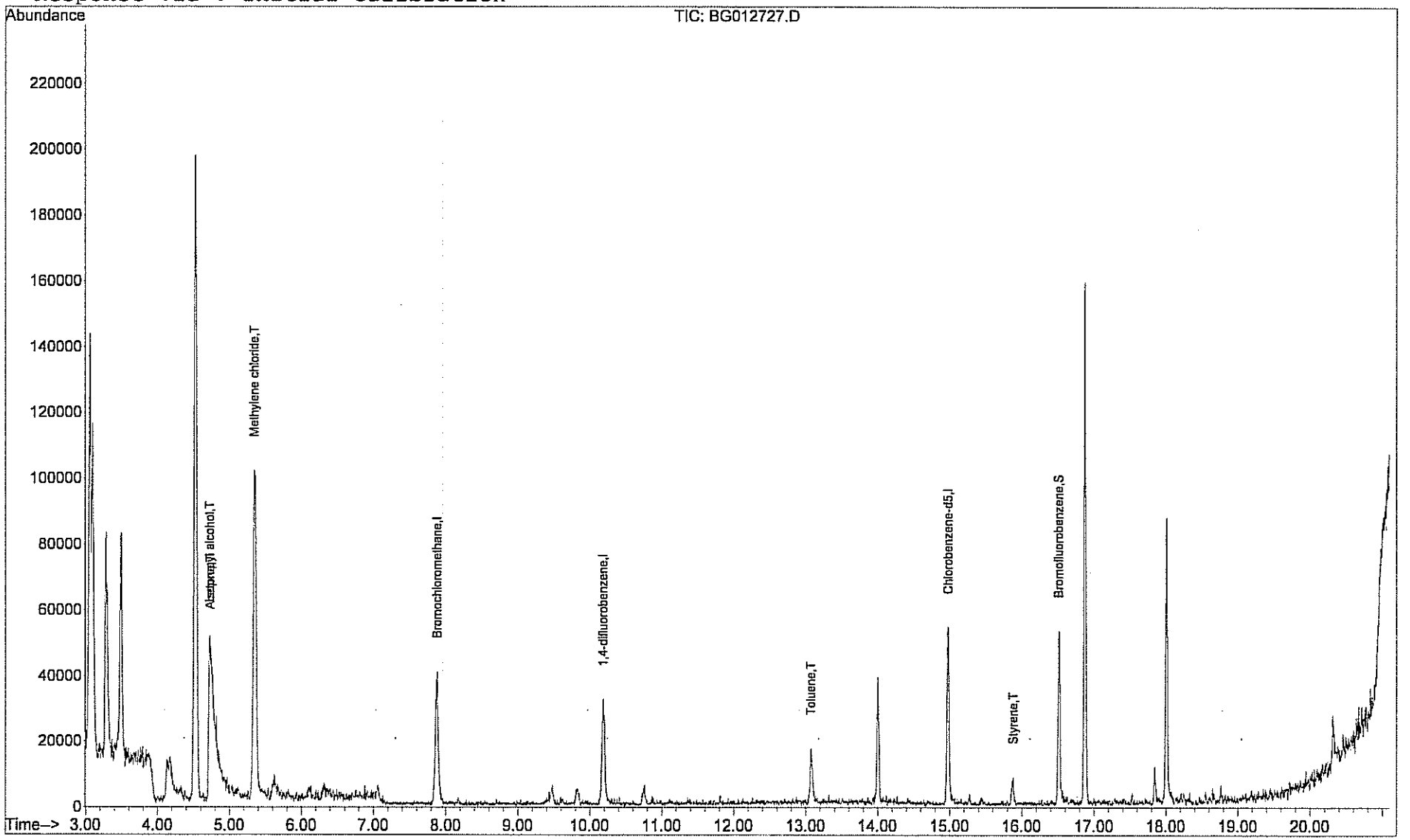

Centek Laboratories, LLC

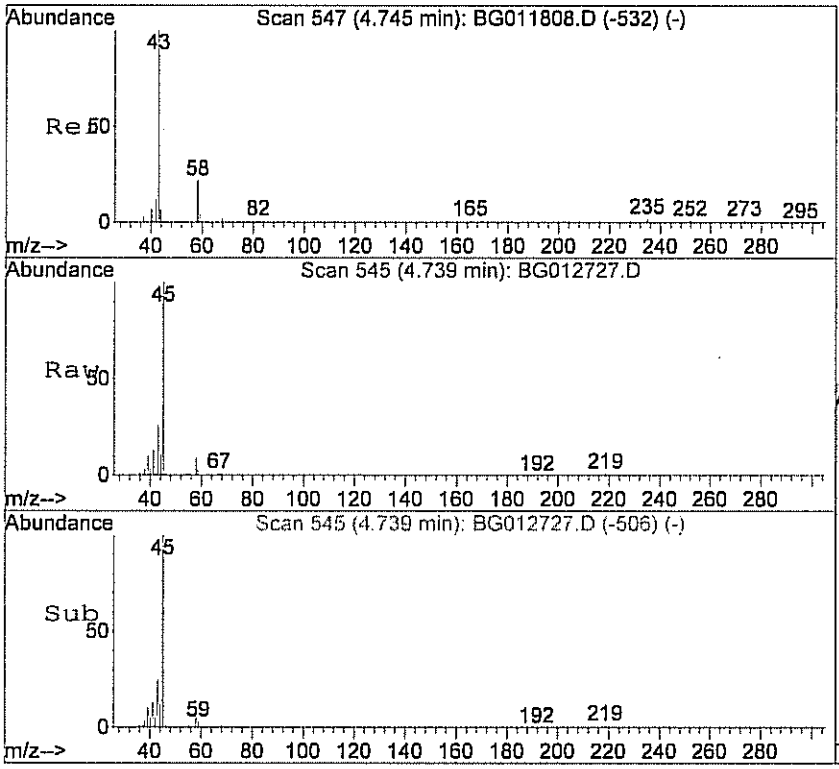

#12
Acetone
Concen: 0.77 ppb
RT: 4.74 min Scan# 545
Delta R.T. -0.03 min
Lab File: BG012727.D
Acq: 28 Jan 2011 3:34 am

Tgt Ion: 58 Resp: 8898

Ion	Ratio	Lower	Upper
58	100		
43	0.0	148.4	208.4#

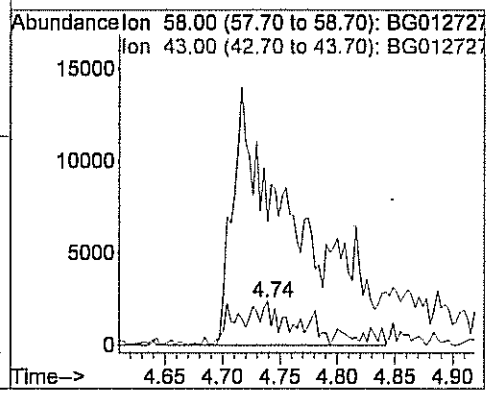

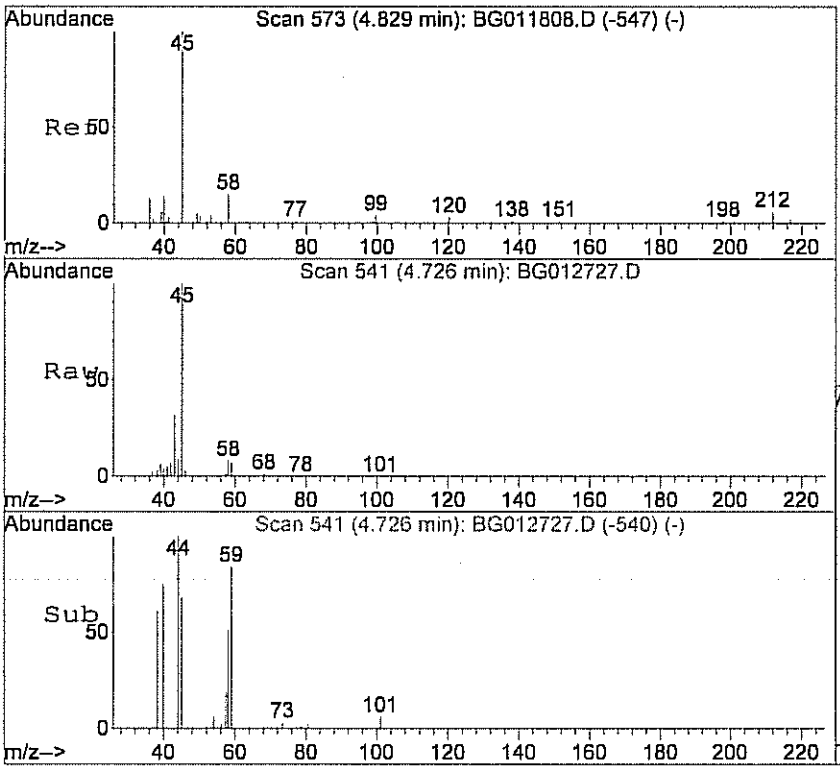

#13
Isopropyl alcohol
Concen: 6.45 ppb m
RT: 4.73 min Scan# 541
Delta R.T. -0.15 min
Lab File: BG012727.D
Acq: 28 Jan 2011 3:34 am

Tgt Ion: 45 Resp: 135987

Ion	Ratio	Lower	Upper
45	100		
43	0.0	6.2	46.2#

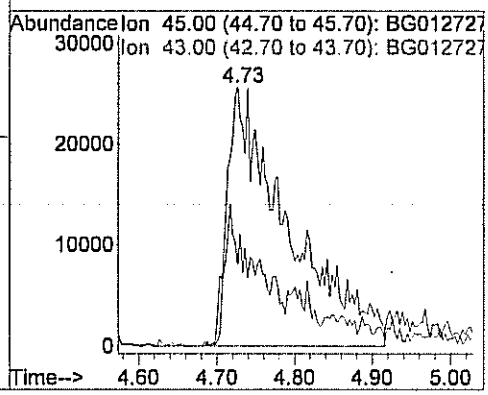

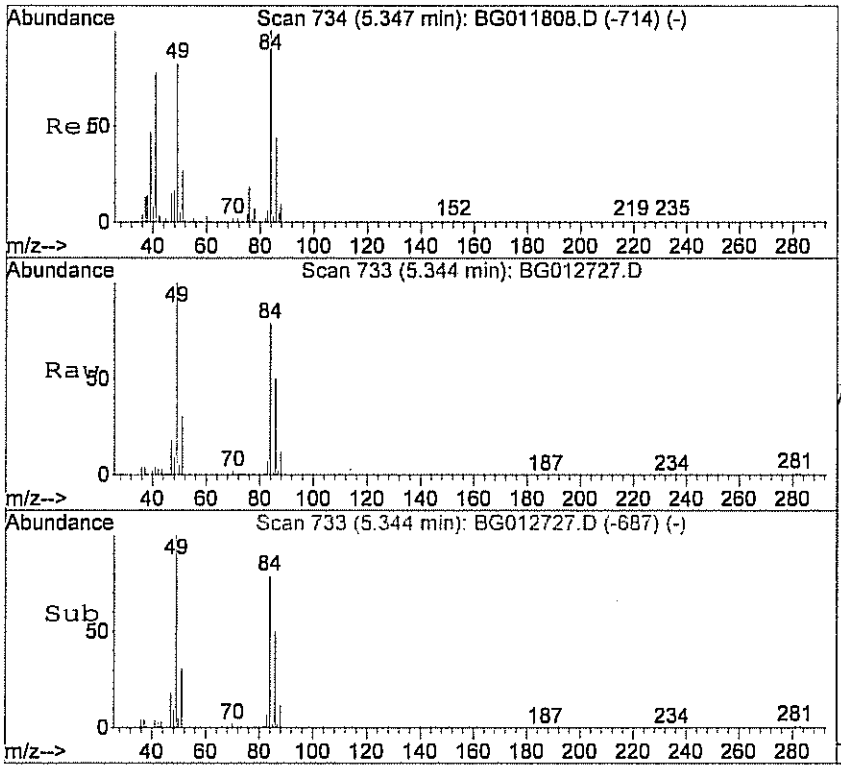

#16
Methylene chloride
Concen: 2.61 ppb
RT: 5.34 min Scan# 733
Delta R.T. -0.00 min
Lab File: BG012727.D
Acq: 28 Jan 2011 3:34 am

Tgt Ion: 84 Resp: 69359

Ion	Ratio	Lower	Upper
84	100		
49	0.0	82.7	122.7#
86	65.8	35.7	75.7

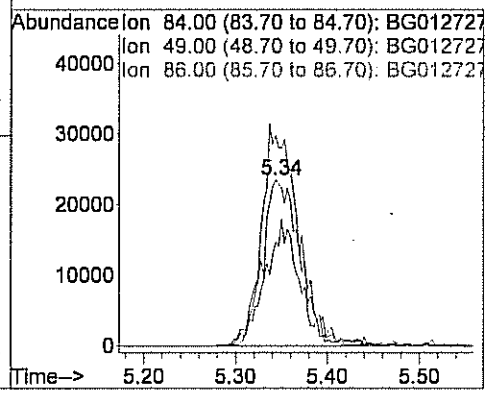

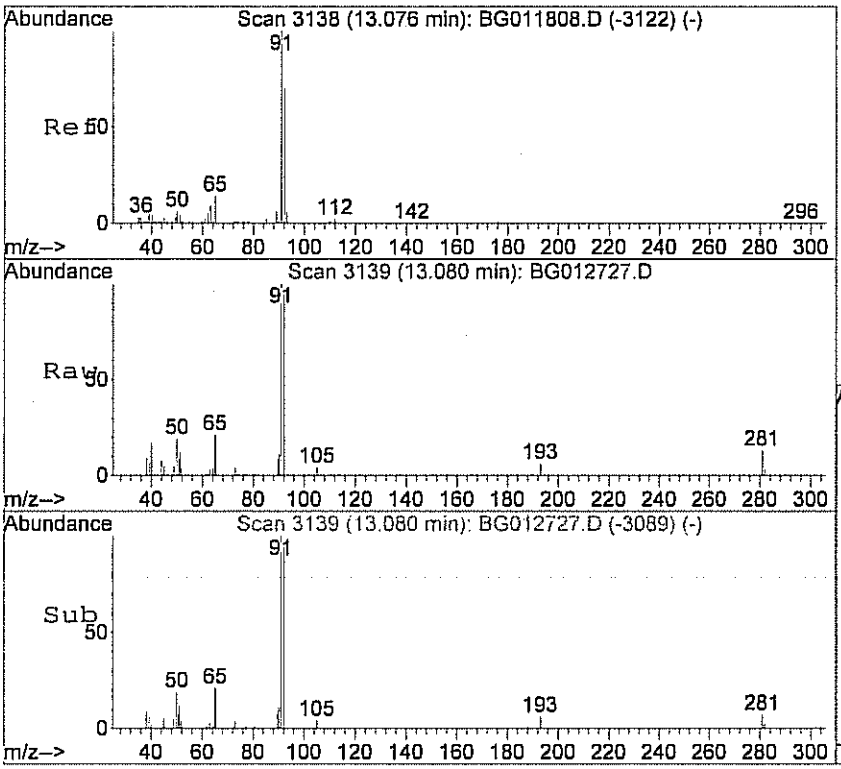

#45
Toluene
Concen: 0.31 ppb
RT: 13.08 min Scan# 3139
Delta R.T. 0.01 min
Lab File: BG012727.D
Acq: 28 Jan 2011 3:34 am

Tgt Ion: 92 Resp: 8312

Ion	Ratio	Lower	Upper
92	100		
91	159.0	121.5	161.5

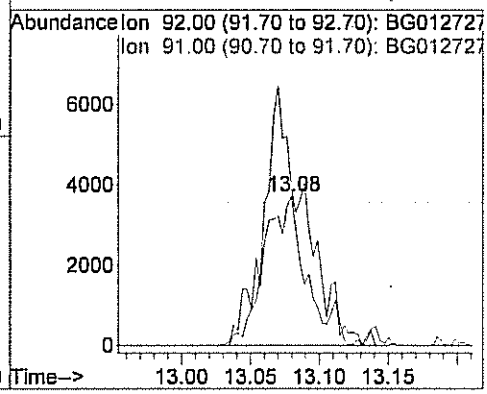

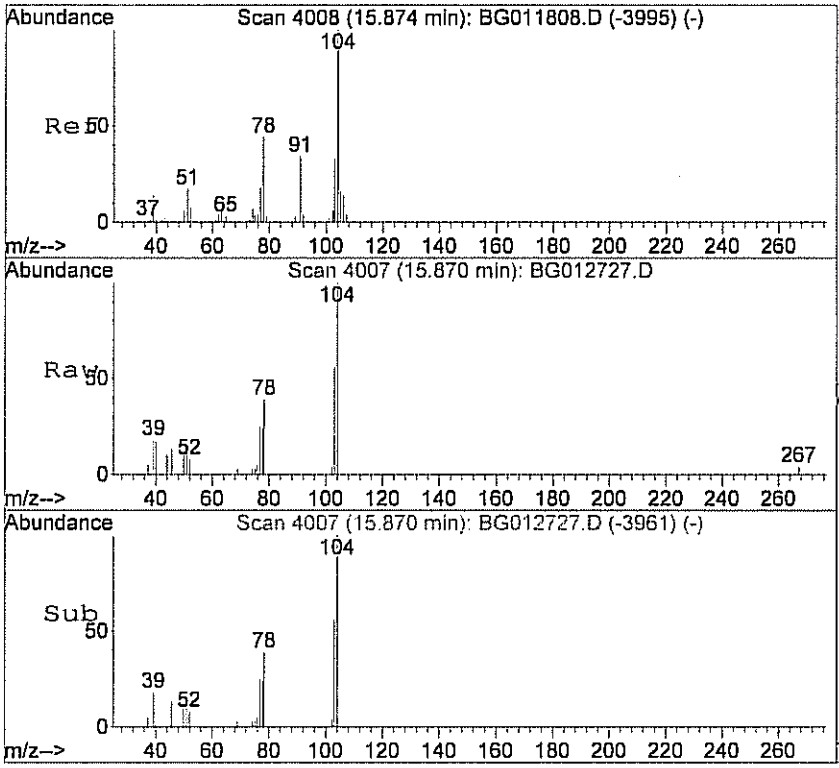

#54
Styrene
Concen: 0.16 ppb
RT: 15.87 min Scan# 4007
Delta R.T. -0.00 min
Lab File: BG012727.D
Acq: 28 Jan 2011 3:34 am

Tgt Ion:104 Resp: 3872

Ion	Ratio	Lower	Upper
104	100		
78	46.9	13.1	53.1

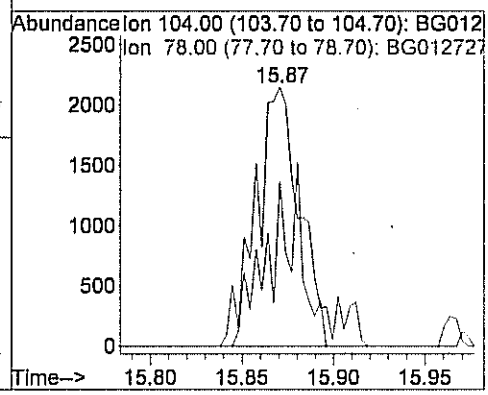

Quantitation Report (QT Reviewed)

Data File : C:\MSDCHEM\1\DATA\BG012728.D Vial: 16
Acq On : 28 Jan 2011 4:07 am Operator: LL
Sample : C1101035-009A 40X Inst : MSD #2
Misc : 1ugm3 & 0.25TCE,CT,VNCL Sample Multiplr: 1.00
MS Integration Params: RTEINT.P
Quant Time: Jan 31 16:31:59 2011 Quant Results File: B118_1UG.RES

Quant Method : C:\MSDCHEM\1\METHODS\B118_1UG.M (RTE Integrator)
Title : TO-15 VOA Standards for 5 point calibration
Last Update : Wed Jan 26 14:01:48 2011
Response via : Initial Calibration
DataAcq Meth : B118_1UG

Internal Standards	R.T.	QIon	Response	Conc	Units	Dev(Min)
1) Bromochloromethane	7.87	128	16890	1.00	ppb	0.00
30) 1,4-difluorobenzene	10.18	114	29099	1.00	ppb	0.00
44) Chlorobenzene-d5	14.98	117	33289	1.00	ppb	0.00
System Monitoring Compounds						
57) Bromofluorobenzene	16.51	95	14431	0.81	ppb	-0.01
Spiked Amount 1.000	Range 70 - 130		Recovery = 81.00%			
Target Compounds						Qvalue
13) Isopropyl alcohol	4.81	45	43473	2.11	ppb	# 49
16) Methylene chloride	5.36	84	27762	1.07	ppb	# 29
45) Toluene	13.08	92	2818	0.12	ppb	# 81

(#) = qualifier out of range (m) = manual integration (+) = signals summed

Quantitation Report (QT Reviewed)

Data File : C:\MSDCHEM\1\DATA\BG012728.D Vial: 16
Acq On : 28 Jan 2011 4:07 am Operator: LL
Sample : C1101035-009A 40X Inst : MSD #2
Misc : 1ugm3 & 0.25TCE,CT,VNCL Sample Multiplr: 1.00
MS Integration Params: RTEINT.P
Quant Time: Jan 31 16:33 2011 Quant Results File: B118_1UG.RES

Method : C:\MSDCHEM\1\METHODS\B118_1UG.M (RTE Integrator)
Title : TO-15 VOA Standards for 5 point calibration
Last Update : Tue Feb 01 16:05:43 2011
Response via : Initial Calibration

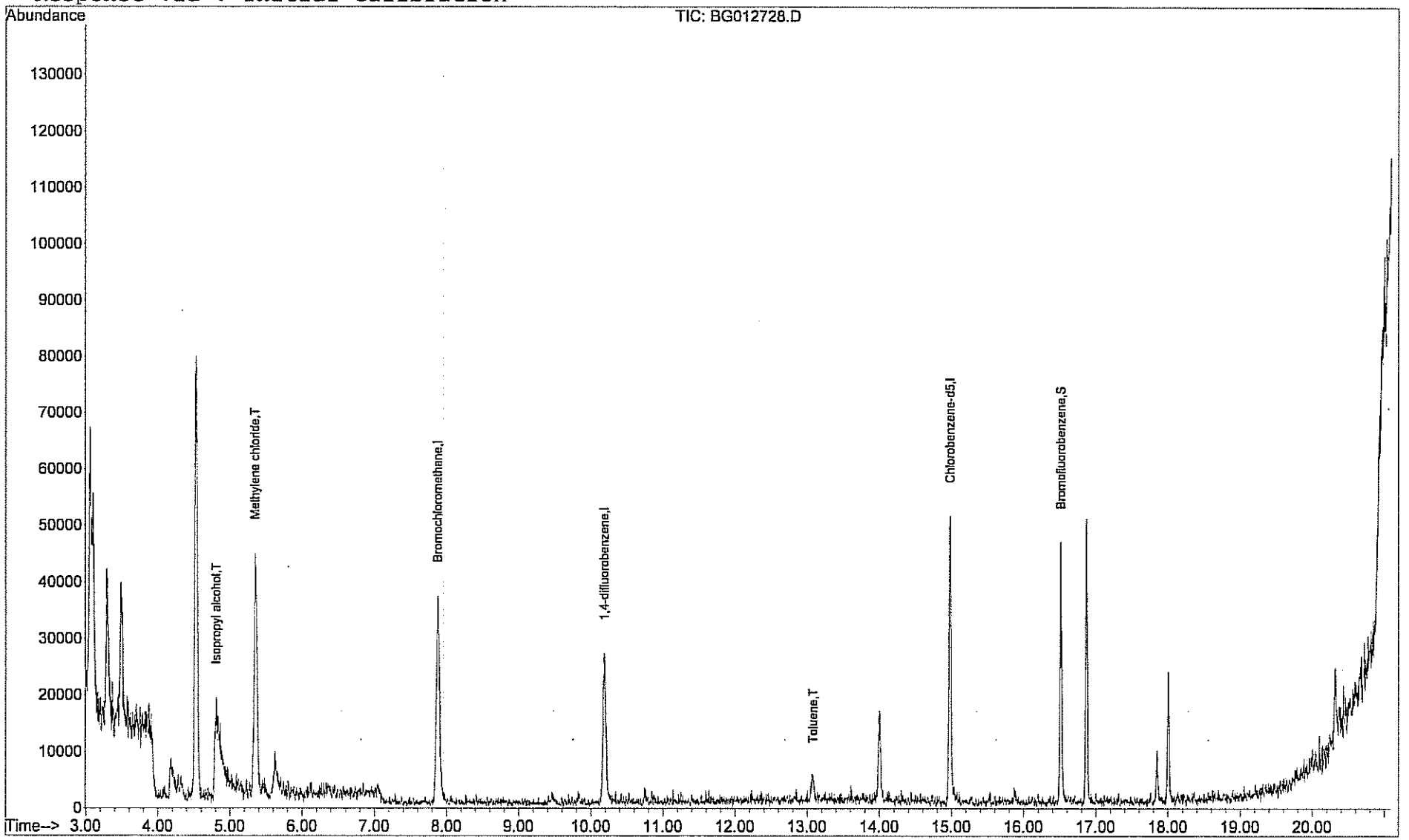

Centek Laboratories, LLC

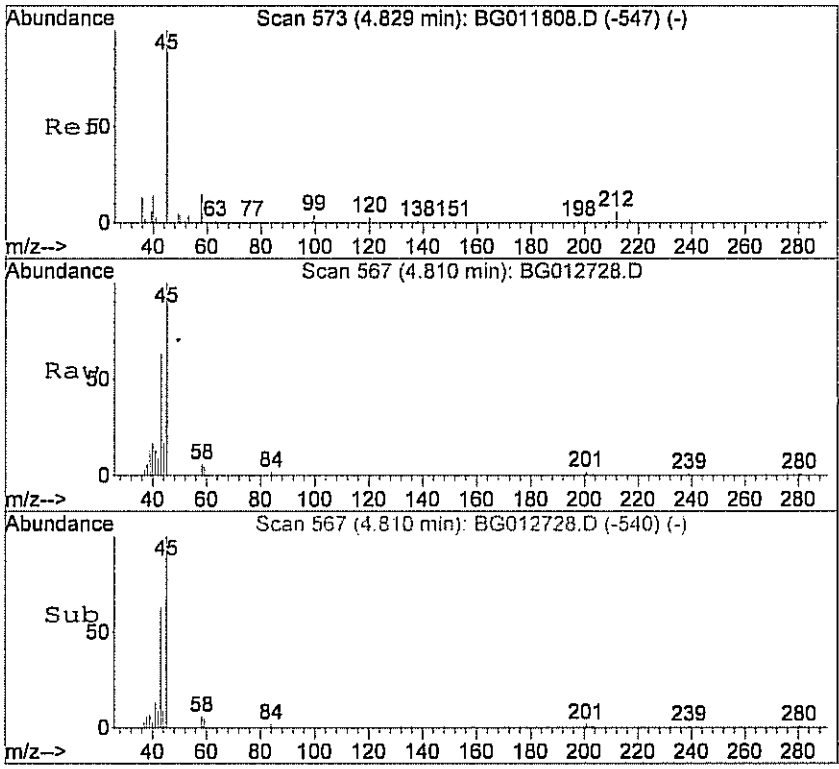

#13
Isopropyl alcohol
Concen: 2.11 ppb
RT: 4.81 min Scan# 567
Delta R.T. -0.06 min
Lab File: BG012728.D
Acq: 28 Jan 2011 4:07 am

Tgt Ion: 45 Resp: 43473

Ion	Ratio	Lower	Upper
45	100		
43	0.0	6.2	46.2#

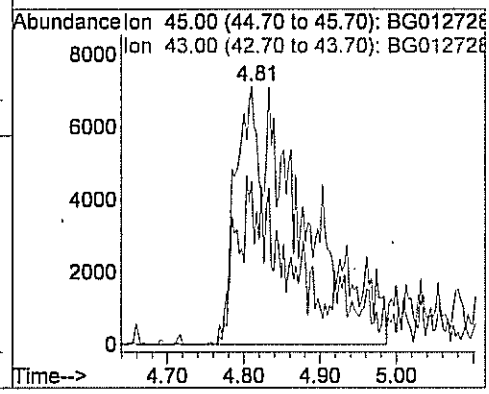

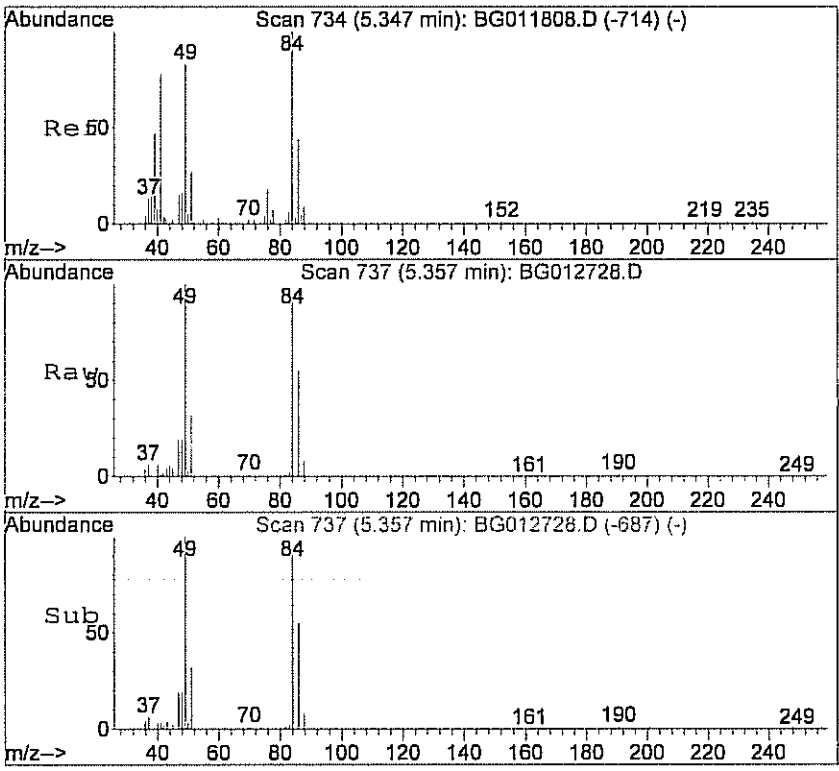

#16
Methylene chloride
Concen: 1.07 ppb
RT: 5.36 min Scan# 737
Delta R.T. 0.01 min
Lab File: BG012728.D
Acq: 28 Jan 2011 4:07 am

Tgt Ion: 84 Resp: 27762

Ion	Ratio	Lower	Upper
84	100		
49	0.0	82.7	122.7#
86	66.9	35.7	75.7

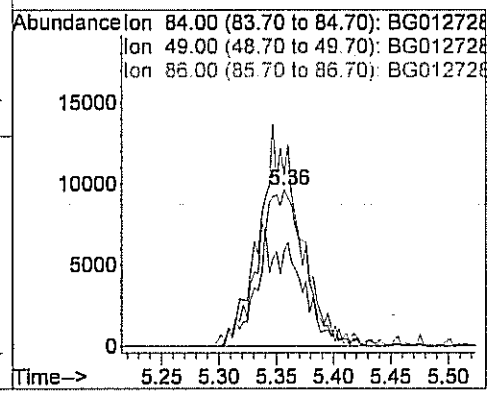

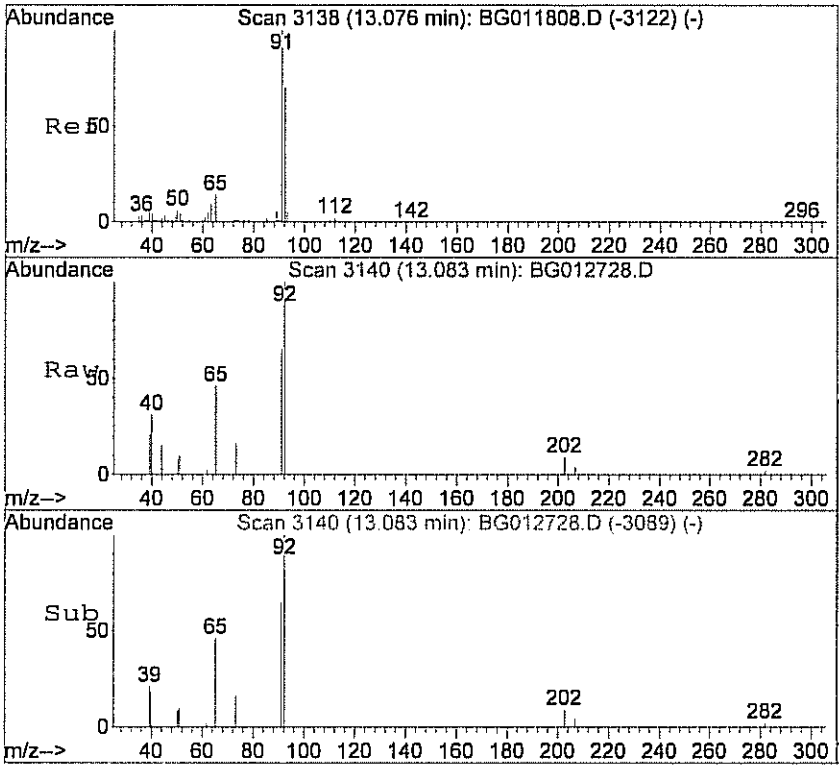

#45
Toluene
Concen: 0.12 ppb
RT: 13.08 min Scan# 3140
Delta R.T. 0.01 min
Lab File: BG012728.D
Acq: 28 Jan 2011 4:07 am

Tgt Ion: 92 Resp: 2818

Ion	Ratio	Lower	Upper
92	100		
91	165.1	121.5	161.5#

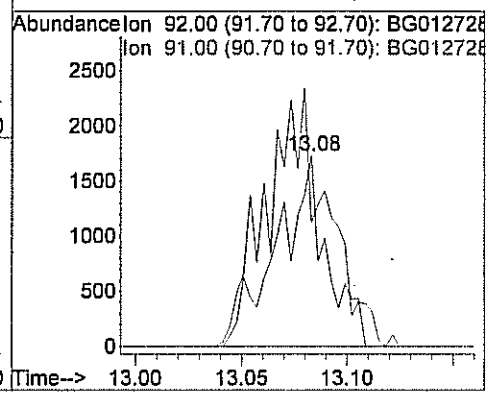

Centek Laboratories, LLC

Date: *22-Feb-11*

CLIENT:	Arcadis	**Client Sample ID:**	SS-VMP 3B
Lab Order:	C1101035	**Tag Number:**	479,123
Project:	Lockheed Martin NJ001014.0001	**Collection Date:**	1/24/2011
Lab ID:	C1101035-010A	**Matrix:**	AIR

Analyses	Result	**Limit	Qual	Units	DF	Date Analyzed
FIELD PARAMETERS		FLD				Analyst:
Lab Vacuum In	-5			"Hg		1/26/2011
Lab Vacuum Out	-30			"Hg		1/26/2011
1UG/M3 BY METHOD TO15		TO-15				Analyst: LL
1,1,1-Trichloroethane	< 0.15	0.15		ppbV	1	1/27/2011 8:39:00 AM
1,1,2,2-Tetrachloroethane	< 0.15	0.15		ppbV	1	1/27/2011 8:39:00 AM
1,1,2-Trichloroethane	< 0.15	0.15		ppbV	1	1/27/2011 8:39:00 AM
1,1-Dichloroethane	< 0.15	0.15		ppbV	1	1/27/2011 8:39:00 AM
1,1-Dichloroethene	< 0.15	0.15		ppbV	1	1/27/2011 8:39:00 AM
1,2,4-Trichlorobenzene	< 0.15	0.15		ppbV	1	1/27/2011 8:39:00 AM
1,2,4-Trimethylbenzene	0.35	0.15		ppbV	1	1/27/2011 8:39:00 AM
1,2-Dibromoethane	< 0.15	0.15		ppbV	1	1/27/2011 8:39:00 AM
1,2-Dichlorobenzene	< 0.15	0.15		ppbV	1	1/27/2011 8:39:00 AM
1,2-Dichloroethane	< 0.15	0.15		ppbV	1	1/27/2011 8:39:00 AM
1,2-Dichloropropane	< 0.15	0.15		ppbV	1	1/27/2011 8:39:00 AM
1,3,5-Trimethylbenzene	0.16	0.15		ppbV	1	1/27/2011 8:39:00 AM
1,3-butadiene	< 0.15	0.15		ppbV	1	1/27/2011 8:39:00 AM
1,3-Dichlorobenzene	< 0.15	0.15		ppbV	1	1/27/2011 8:39:00 AM
1,4-Dichlorobenzene	0.75	0.15		ppbV	1	1/27/2011 8:39:00 AM
1,4-Dioxane	< 0.30	0.30		ppbV	1	1/27/2011 8:39:00 AM
2,2,4-trimethylpentane	< 0.15	0.15		ppbV	1	1/27/2011 8:39:00 AM
4-ethyltoluene	< 0.15	0.15		ppbV	1	1/27/2011 8:39:00 AM
Acetone	12	3.0		ppbV	10	1/27/2011 9:11:00 AM
Allyl chloride	< 0.15	0.15		ppbV	1	1/27/2011 8:39:00 AM
Benzene	0.31	0.15		ppbV	1	1/27/2011 8:39:00 AM
Benzyl chloride	< 0.15	0.15		ppbV	1	1/27/2011 8:39:00 AM
Bromodichloromethane	< 0.15	0.15		ppbV	1	1/27/2011 8:39:00 AM
Bromoform	< 0.15	0.15		ppbV	1	1/27/2011 8:39:00 AM
Bromomethane	< 0.15	0.15		ppbV	1	1/27/2011 8:39:00 AM
Carbon disulfide	< 0.15	0.15		ppbV	1	1/27/2011 8:39:00 AM
Carbon tetrachloride	0.060	0.15	J	ppbV	1	1/27/2011 8:39:00 AM
Chlorobenzene	< 0.15	0.15		ppbV	1	1/27/2011 8:39:00 AM
Chloroethane	< 0.15	0.15		ppbV	1	1/27/2011 8:39:00 AM
Chloroform	< 0.15	0.15		ppbV	1	1/27/2011 8:39:00 AM
Chloromethane	0.31	0.15		ppbV	1	1/27/2011 8:39:00 AM
cis-1,2-Dichloroethene	< 0.15	0.15		ppbV	1	1/27/2011 8:39:00 AM
cis-1,3-Dichloropropene	< 0.15	0.15		ppbV	1	1/27/2011 8:39:00 AM
Cyclohexane	0.51	0.15		ppbV	1	1/27/2011 8:39:00 AM
Dibromochloromethane	< 0.15	0.15		ppbV	1	1/27/2011 8:39:00 AM
Ethyl acetate	< 0.25	0.25		ppbV	1	1/27/2011 8:39:00 AM

Qualifiers:

**	Reporting Limit	.	Results reported are not blank corrected
B	Analyte detected in the associated Method Blank	E	Value above quantitation range
H	Holding times for preparation or analysis exceeded	J	Analyte detected at or below quantitation limits
JN	Non-routine analyte. Quantitation estimated.	ND	Not Detected at the Reporting Limit
S	Spike Recovery outside accepted recovery limits		

Centek Laboratories, LLC

Date: *22-Feb-11*

CLIENT:	Arcadis	**Client Sample ID:**	SS-VMP 3B
Lab Order:	C1101035	**Tag Number:**	479,123
Project:	Lockheed Martin NJ001014.0001	**Collection Date:**	1/24/2011
Lab ID:	C1101035-010A	**Matrix:**	AIR

Analyses	Result	**Limit	Qual	Units	DF	Date Analyzed
1UG/M3 BY METHOD TO15		**TO-15**				Analyst: LL
Ethylbenzene	0.27	0.15		ppbV	1	1/27/2011 8:39:00 AM
Freon 11	0.23	0.15		ppbV	1	1/27/2011 8:39:00 AM
Freon 113	< 0.15	0.15		ppbV	1	1/27/2011 8:39:00 AM
Freon 114	< 0.15	0.15		ppbV	1	1/27/2011 8:39:00 AM
Freon 12	0.41	0.15		ppbV	1	1/27/2011 8:39:00 AM
Heptane	0.78	0.15		ppbV	1	1/27/2011 8:39:00 AM
Hexachloro-1,3-butadiene	< 0.15	0.15		ppbV	1	1/27/2011 8:39:00 AM
Hexane	0.32	0.15		ppbV	1	1/27/2011 8:39:00 AM
Isopropyl alcohol	120	12		ppbV	80	1/29/2011 9:17:00 AM
m&p-Xylene	0.42	0.30		ppbV	1	1/27/2011 8:39:00 AM
Methyl Butyl Ketone	< 0.30	0.30		ppbV	1	1/27/2011 8:39:00 AM
Methyl Ethyl Ketone	< 0.30	0.30		ppbV	1	1/27/2011 8:39:00 AM
Methyl Isobutyl Ketone	< 0.30	0.30		ppbV	1	1/27/2011 8:39:00 AM
Methyl tert-butyl ether	< 0.15	0.15		ppbV	1	1/27/2011 8:39:00 AM
Methylene chloride	46	6.0		ppbV	40	1/29/2011 8:42:00 AM
o-Xylene	0.25	0.15		ppbV	1	1/27/2011 8:39:00 AM
Propylene	< 0.15	0.15		ppbV	1	1/27/2011 8:39:00 AM
Styrene	1.7	0.15		ppbV	1	1/27/2011 8:39:00 AM
Tetrachloroethylene	< 0.15	0.15		ppbV	1	1/27/2011 8:39:00 AM
Tetrahydrofuran	< 0.15	0.15		ppbV	1	1/27/2011 8:39:00 AM
Toluene	3.0	1.5		ppbV	10	1/27/2011 9:11:00 AM
trans-1,2-Dichloroethene	< 0.15	0.15		ppbV	1	1/27/2011 8:39:00 AM
trans-1,3-Dichloropropene	< 0.15	0.15		ppbV	1	1/27/2011 8:39:00 AM
Trichloroethene	0.11	0.15	J	ppbV	1	1/27/2011 8:39:00 AM
Vinyl acetate	< 0.15	0.15		ppbV	1	1/27/2011 8:39:00 AM
Vinyl Bromide	< 0.15	0.15		ppbV	1	1/27/2011 8:39:00 AM
Vinyl chloride	< 0.15	0.15		ppbV	1	1/27/2011 8:39:00 AM
Surr: Bromofluorobenzene	101	70-130		%REC	1	1/27/2011 8:39:00 AM

Qualifiers:

**	Reporting Limit	.	Results reported are not blank corrected
B	Analyte detected in the associated Method Blank	E	Value above quantitation range
H	Holding times for preparation or analysis exceeded	J	Analyte detected at or below quantitation limits
JN	Non-routine analyte. Quantitation estimated.	ND	Not Detected at the Reporting Limit
S	Spike Recovery outside accepted recovery limits		

Centek Laboratories, LLC

Date: *22-Feb-11*

CLIENT:	Arcadis	**Client Sample ID:**	SS-VMP 3B
Lab Order:	C1101035	**Tag Number:**	479,123
Project:	Lockheed Martin NJ001014.0001	**Collection Date:**	1/24/2011
Lab ID:	C1101035-010A	**Matrix:**	AIR

Analyses	Result	**Limit	Qual	Units	DF	Date Analyzed
1UG/M3 BY METHOD TO15		**TO-15**				Analyst: LL
1,1,1-Trichloroethane	< 0.83	0.83		ug/m3	1	1/27/2011 8:39:00 AM
1,1,2,2-Tetrachloroethane	< 1.0	1.0		ug/m3	1	1/27/2011 8:39:00 AM
1,1,2-Trichloroethane	< 0.83	0.83		ug/m3	1	1/27/2011 8:39:00 AM
1,1-Dichloroethane	< 0.62	0.62		ug/m3	1	1/27/2011 8:39:00 AM
1,1-Dichloroethene	< 0.60	0.60		ug/m3	1	1/27/2011 8:39:00 AM
1,2,4-Trichlorobenzene	< 1.1	1.1		ug/m3	1	1/27/2011 8:39:00 AM
1,2,4-Trimethylbenzene	1.7	0.75		ug/m3	1	1/27/2011 8:39:00 AM
1,2-Dibromoethane	< 1.2	1.2		ug/m3	1	1/27/2011 8:39:00 AM
1,2-Dichlorobenzene	< 0.92	0.92		ug/m3	1	1/27/2011 8:39:00 AM
1,2-Dichloroethane	< 0.62	0.62		ug/m3	1	1/27/2011 8:39:00 AM
1,2-Dichloropropane	< 0.70	0.70		ug/m3	1	1/27/2011 8:39:00 AM
1,3,5-Trimethylbenzene	0.80	0.75		ug/m3	1	1/27/2011 8:39:00 AM
1,3-butadiene	< 0.34	0.34		ug/m3	1	1/27/2011 8:39:00 AM
1,3-Dichlorobenzene	< 0.92	0.92		ug/m3	1	1/27/2011 8:39:00 AM
1,4-Dichlorobenzene	4.6	0.92		ug/m3	1	1/27/2011 8:39:00 AM
1,4-Dioxane	< 1.1	1.1		ug/m3	1	1/27/2011 8:39:00 AM
2,2,4-trimethylpentane	< 0.71	0.71		ug/m3	1	1/27/2011 8:39:00 AM
4-ethyltoluene	< 0.75	0.75		ug/m3	1	1/27/2011 8:39:00 AM
Acetone	29	7.2		ug/m3	10	1/27/2011 9:11:00 AM
Allyl chloride	< 0.48	0.48		ug/m3	1	1/27/2011 8:39:00 AM
Benzene	1.0	0.49		ug/m3	1	1/27/2011 8:39:00 AM
Benzyl chloride	< 0.88	0.88		ug/m3	1	1/27/2011 8:39:00 AM
Bromodichloromethane	< 1.0	1.0		ug/m3	1	1/27/2011 8:39:00 AM
Bromoform	< 1.6	1.6		ug/m3	1	1/27/2011 8:39:00 AM
Bromomethane	< 0.59	0.59		ug/m3	1	1/27/2011 8:39:00 AM
Carbon disulfide	< 0.47	0.47		ug/m3	1	1/27/2011 8:39:00 AM
Carbon tetrachloride	0.38	0.96	J	ug/m3	1	1/27/2011 8:39:00 AM
Chlorobenzene	< 0.70	0.70		ug/m3	1	1/27/2011 8:39:00 AM
Chloroethane	< 0.40	0.40		ug/m3	1	1/27/2011 8:39:00 AM
Chloroform	< 0.74	0.74		ug/m3	1	1/27/2011 8:39:00 AM
Chloromethane	0.65	0.31		ug/m3	1	1/27/2011 8:39:00 AM
cis-1,2-Dichloroethene	< 0.60	0.60		ug/m3	1	1/27/2011 8:39:00 AM
cis-1,3-Dichloropropene	< 0.69	0.69		ug/m3	1	1/27/2011 8:39:00 AM
Cyclohexane	1.8	0.52		ug/m3	1	1/27/2011 8:39:00 AM
Dibromochloromethane	< 1.3	1.3		ug/m3	1	1/27/2011 8:39:00 AM
Ethyl acetate	< 0.92	0.92		ug/m3	1	1/27/2011 8:39:00 AM
Ethylbenzene	1.2	0.66		ug/m3	1	1/27/2011 8:39:00 AM
Freon 11	1.3	0.86		ug/m3	1	1/27/2011 8:39:00 AM
Freon 113	< 1.2	1.2		ug/m3	1	1/27/2011 8:39:00 AM
Freon 114	< 1.1	1.1		ug/m3	1	1/27/2011 8:39:00 AM

Qualifiers:

**	Reporting Limit	.	Results reported are not blank corrected
B	Analyte detected in the associated Method Blank	E	Value above quantitation range
H	Holding times for preparation or analysis exceeded	J	Analyte detected at or below quantitation limits
JN	Non-routine analyte. Quantitation estimated.	ND	Not Detected at the Reporting Limit
S	Spike Recovery outside accepted recovery limits		

Centek Laboratories, LLC

Date: *22-Feb-11*

CLIENT:	Arcadis	**Client Sample ID:**	SS-VMP 3B
Lab Order:	C1101035	**Tag Number:**	479,123
Project:	Lockheed Martin NJ001014.0001	**Collection Date:**	1/24/2011
Lab ID:	C1101035-010A	**Matrix:**	AIR

Analyses	Result	**Limit	Qual	Units	DF	Date Analyzed
1UG/M3 BY METHOD TO15		TO-15				Analyst: LL
Freon 12	2.1	0.75		ug/m3	1	1/27/2011 8:39:00 AM
Heptane	3.2	0.62		ug/m3	1	1/27/2011 8:39:00 AM
Hexachloro-1,3-butadiene	< 1.6	1.6		ug/m3	1	1/27/2011 8:39:00 AM
Hexane	1.1	0.54		ug/m3	1	1/27/2011 8:39:00 AM
Isopropyl alcohol	290	30		ug/m3	60	1/29/2011 9:17:00 AM
m&p-Xylene	1.9	1.3		ug/m3	1	1/27/2011 8:39:00 AM
Methyl Butyl Ketone	< 1.2	1.2		ug/m3	1	1/27/2011 8:39:00 AM
Methyl Ethyl Ketone	< 0.90	0.90		ug/m3	1	1/27/2011 8:39:00 AM
Methyl Isobutyl Ketone	< 1.2	1.2		ug/m3	1	1/27/2011 8:39:00 AM
Methyl tert-butyl ether	< 0.55	0.55		ug/m3	1	1/27/2011 8:39:00 AM
Methylene chloride	160	21		ug/m3	40	1/29/2011 8:42:00 AM
o-Xylene	1.1	0.66		ug/m3	1	1/27/2011 8:39:00 AM
Propylene	< 0.26	0.26		ug/m3	1	1/27/2011 8:39:00 AM
Styrene	7.2	0.65		ug/m3	1	1/27/2011 8:39:00 AM
Tetrachloroethylene	< 1.0	1.0		ug/m3	1	1/27/2011 8:39:00 AM
Tetrahydrofuran	< 0.45	0.45		ug/m3	1	1/27/2011 8:39:00 AM
Toluene	11	5.7		ug/m3	10	1/27/2011 9:11:00 AM
trans-1,2-Dichloroethene	< 0.60	0.60		ug/m3	1	1/27/2011 8:39:00 AM
trans-1,3-Dichloropropene	< 0.69	0.69		ug/m3	1	1/27/2011 8:39:00 AM
Trichloroethene	0.60	0.82	J	ug/m3	1	1/27/2011 8:39:00 AM
Vinyl acetate	< 0.54	0.54		ug/m3	1	1/27/2011 8:39:00 AM
Vinyl Bromide	< 0.67	0.67		ug/m3	1	1/27/2011 8:39:00 AM
Vinyl chloride	< 0.39	0.39		ug/m3	1	1/27/2011 8:39:00 AM

Qualifiers:

**	Reporting Limit	.	Results reported are not blank corrected
B	Analyte detected in the associated Method Blank	E	Value above quantitation range
H	Holding times for preparation or analysis exceeded	J	Analyte detected at or below quantitation limits
JN	Non-routine analyte. Quantitation estimated.	ND	Not Detected at the Reporting Limit
S	Spike Recovery outside accepted recovery limits		

Quantitation Report (QT Reviewed)

Data File : C:\MSDCHEM\1\DATA\BG012637.D Vial: 11
Acq On : 27 Jan 2011 8:39 am Operator: LL
Sample : C1101035-010A Inst : MSD #2
Misc : 1ugm3 & 0.25TCE,CT,VNCL Sample Multiplr: 1.00
MS Integration Params: RTEINT.P
Quant Time: Jan 31 12:13:44 2011 Quant Results File: B118_1UG.RES

Quant Method : C:\MSDCHEM\1\METHODS\B118_1UG.M (RTE Integrator)
Title : TO-15 VOA Standards for 5 point calibration
Last Update : Wed Jan 26 14:01:48 2011
Response via : Initial Calibration
DataAcq Meth : B118_1UG

Internal Standards	R.T.	QIon	Response	Conc	Units		Dev(Min)
1) Bromochloromethane	7.88	128	17234	1.00	ppb		0.00
30) 1,4-difluorobenzene	10.19	114	48243	1.00	ppb		0.00
44) Chlorobenzene-d5	14.98	117	40419	1.00	ppb		0.00
System Monitoring Compounds							
57) Bromofluorobenzene	16.51	95	21941	1.01	ppb		0.00
Spiked Amount 1.000	Range 70 - 130		Recovery = 101.00%				
Target Compounds							Qvalue
3) Freon 12	3.13	85	42738	0.41	ppb		97
4) Chloromethane	3.28	50	11692	0.31	ppb		57
11) Freon 11	4.35	101	22732	0.23	ppb		91
12) Acetone	4.63	58	62503m	5.41	ppb		
13) Isopropyl alcohol	4.65	45	2848578m	135.66	ppb		
16) Methylene chloride	5.36	84	1136179	42.92	ppb	#	83
25) Hexane	7.09	41	9867m	0.32	ppb		
32) Cyclohexane	9.49	56	12405	0.51	ppb	#	52
33) Carbon tetrachloride	9.44	117	6536m	0.06	ppb		
34) Benzene	9.41	78	21330	0.31	ppb		88
37) Heptane	10.76	43	20009	0.78	ppb		93
38) Trichloroethene	10.88	130	4701m	0.11	ppb		
45) Toluene	13.07	92	88317	2.97	ppb	#	83
52) Ethylbenzene	15.28	91	12836	0.27	ppb		82
53) m&p-xylene	15.44	91	18267	0.42	ppb		96
54) Styrene	15.87	104	44542	1.67	ppb		82
56) o-xylene	15.89	91	11241	0.25	ppb		84
60) 1,3,5-trimethylbenzene	17.13	105	6903	0.16	ppb		89
61) 1,2,4-trimethylbenzene	17.53	105	9736	0.35	ppb	#	60
64) 1,4-dichlorobenzene	17.90	146	24596	0.75	ppb		94

I.L.

(#) = qualifier out of range (m) = manual integration (+) = signals summed

Quantitation Report (QT Reviewed)

Data File : C:\MSDCHEM\1\DATA\BG012637.D Vial: 11
Acq On : 27 Jan 2011 8:39 am Operator: LL
Sample : C1101035-010A Inst : MSD #2
Misc : 1ugm3 & 0.25TCE,CT,VNCL Sample Multiplr: 1.00
MS Integration Params: RTEINT.P
Quant Time: Jan 31 13:58 2011 Quant Results File: B118_1UG.RES

Method : C:\MSDCHEM\1\METHODS\B118_1UG.M (RTE Integrator)
Title : TO-15 VOA Standards for 5 point calibration
Last Update : Tue Feb 01 16:05:43 2011
Response via : Initial Calibration

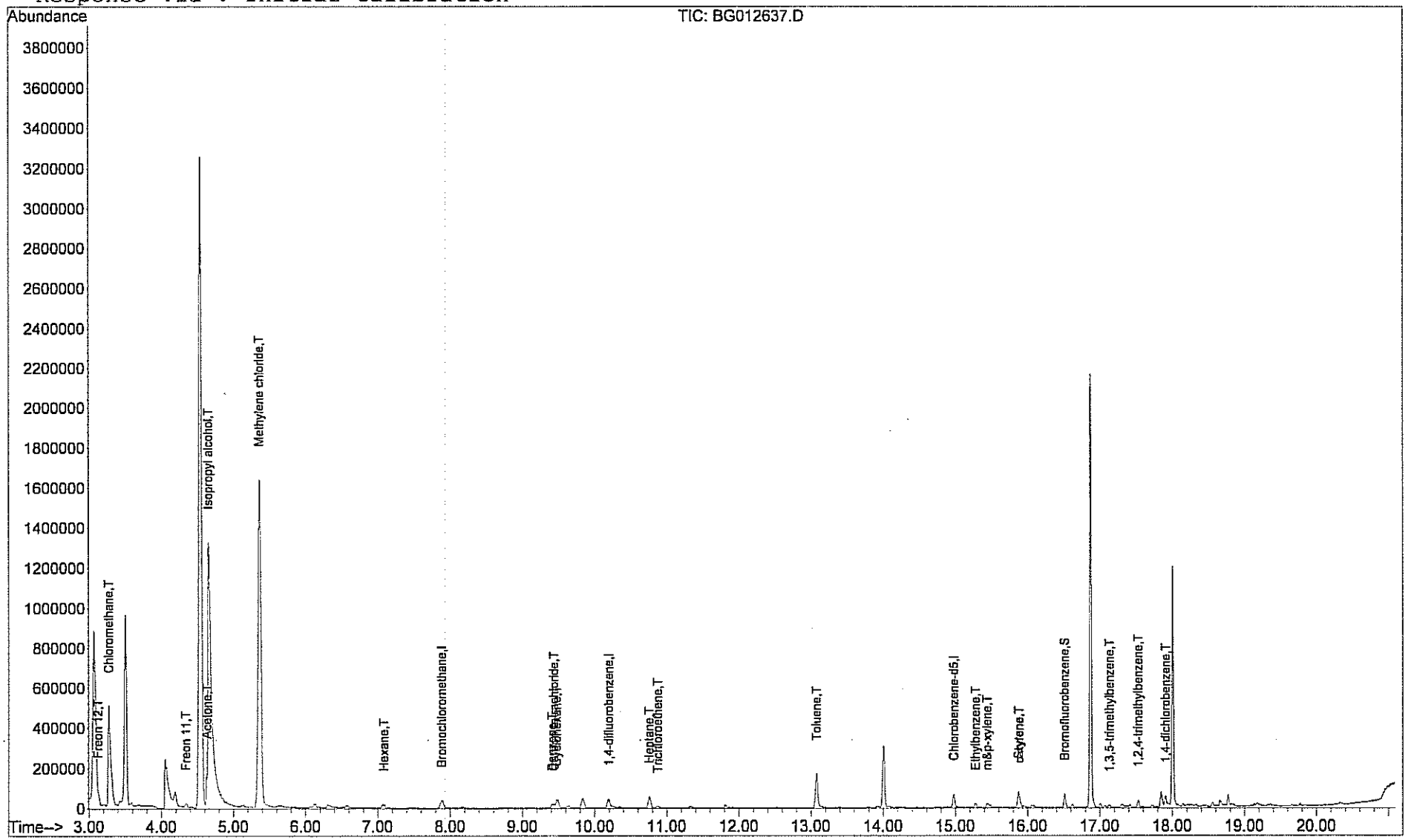

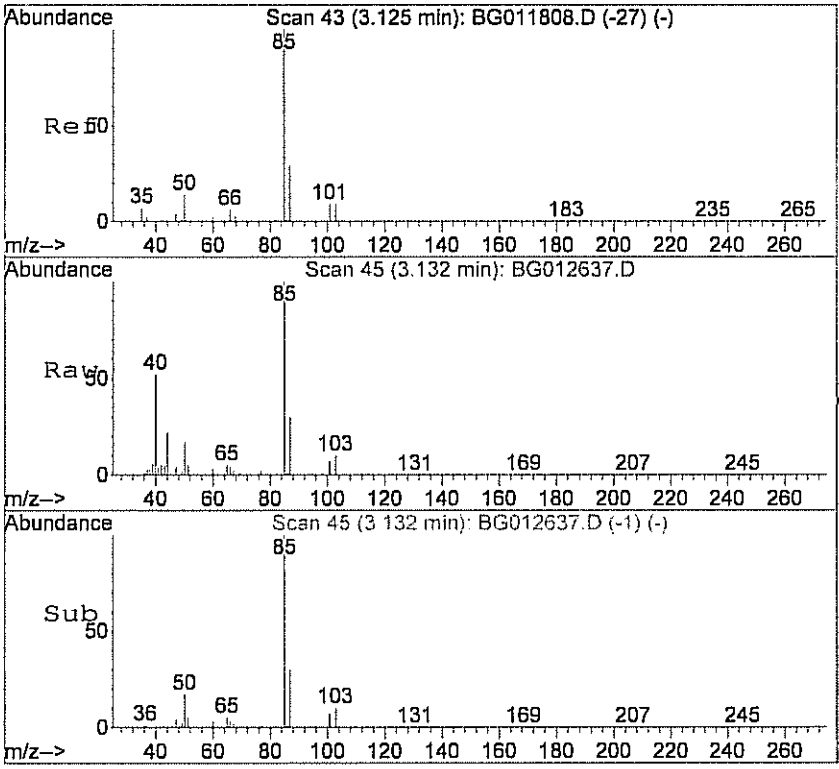

#3
Freon 12
Concen: 0.41 ppb
RT: 3.13 min Scan# 45
Delta R.T. 0.01 min
Lab File: BG012637.D
Acq: 27 Jan 2011 8:39 am

Tgt Ion: 85 Resp: 42738

Ion	Ratio	Lower	Upper
85	100		
87	32.4	14.1	54.1

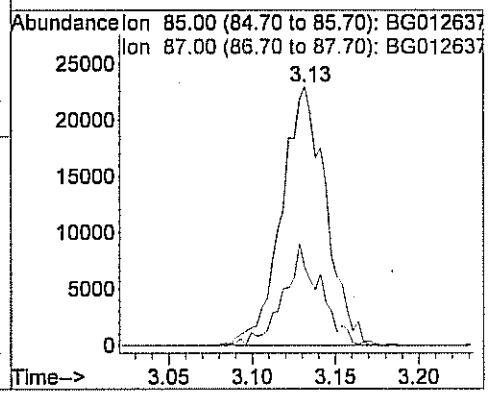

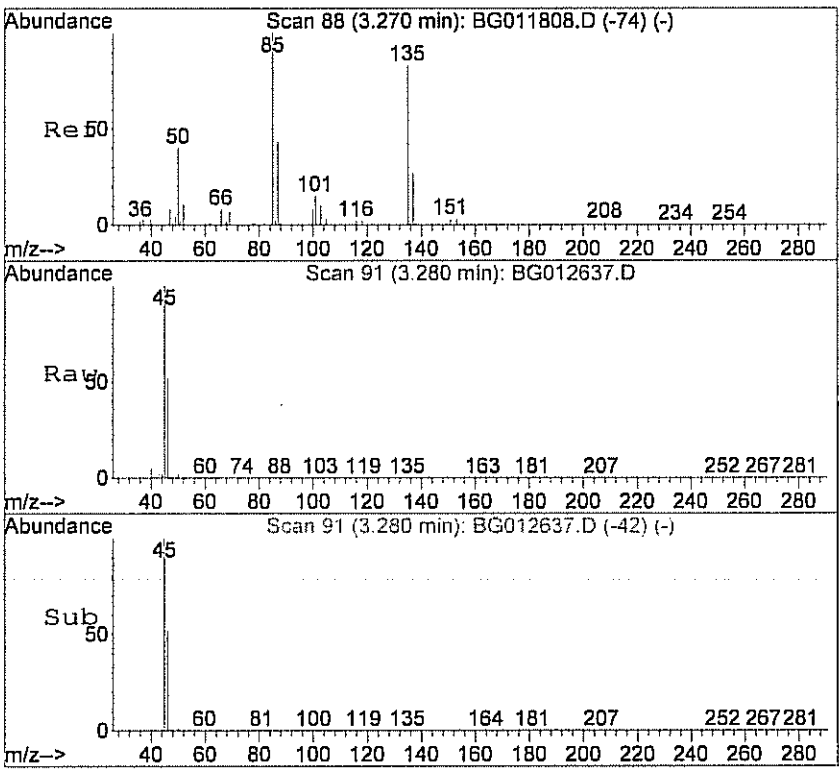

#4
Chloromethane
Concen: 0.31 ppb
RT: 3.28 min Scan# 91
Delta R.T. 0.01 min
Lab File: BG012637.D
Acq: 27 Jan 2011 8:39 am

Tgt Ion: 50 Resp: 11692

Ion	Ratio	Lower	Upper
50	100		
52	35.5	0.0	36.8

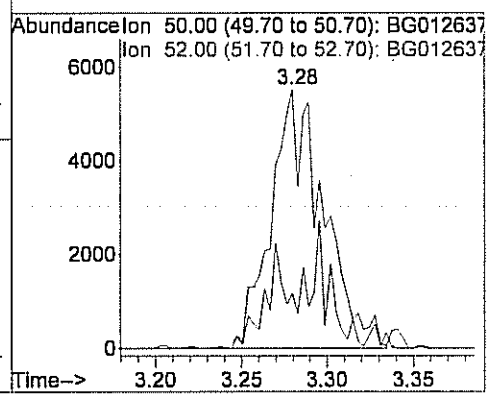

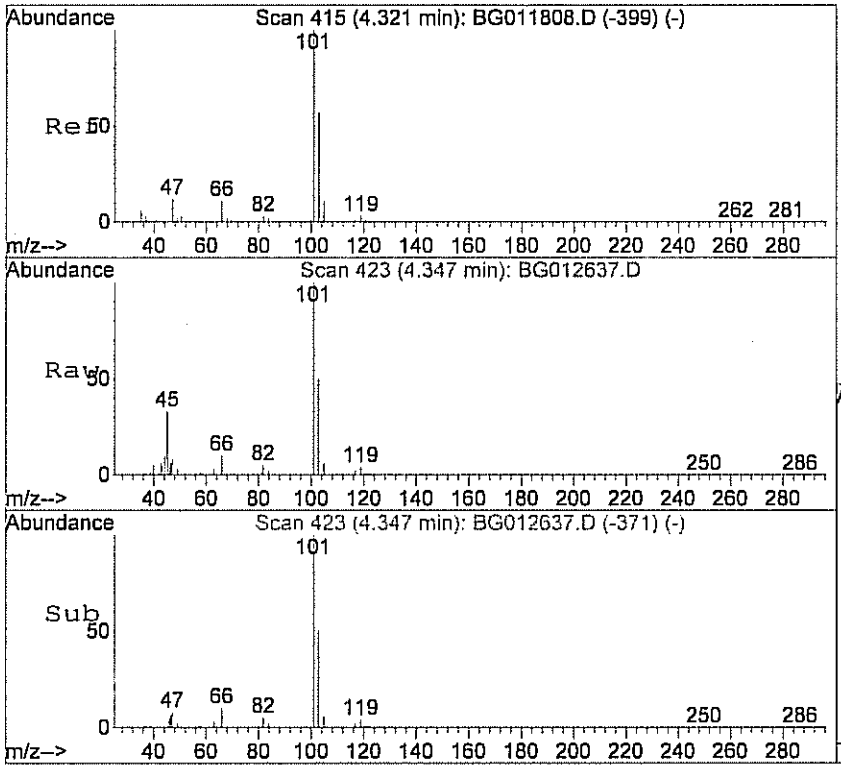

#11
Freon 11
Concen: 0.23 ppb
RT: 4.35 min Scan# 423
Delta R.T. 0.02 min
Lab File: BG012637.D
Acq: 27 Jan 2011 8:39 am

Tgt Ion:101 Resp: 22732

Ion	Ratio	Lower	Upper
101	100		
103	61.4	49.2	89.2
105	10.1	0.0	27.9

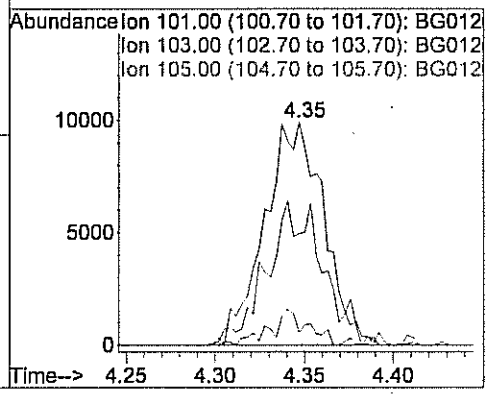

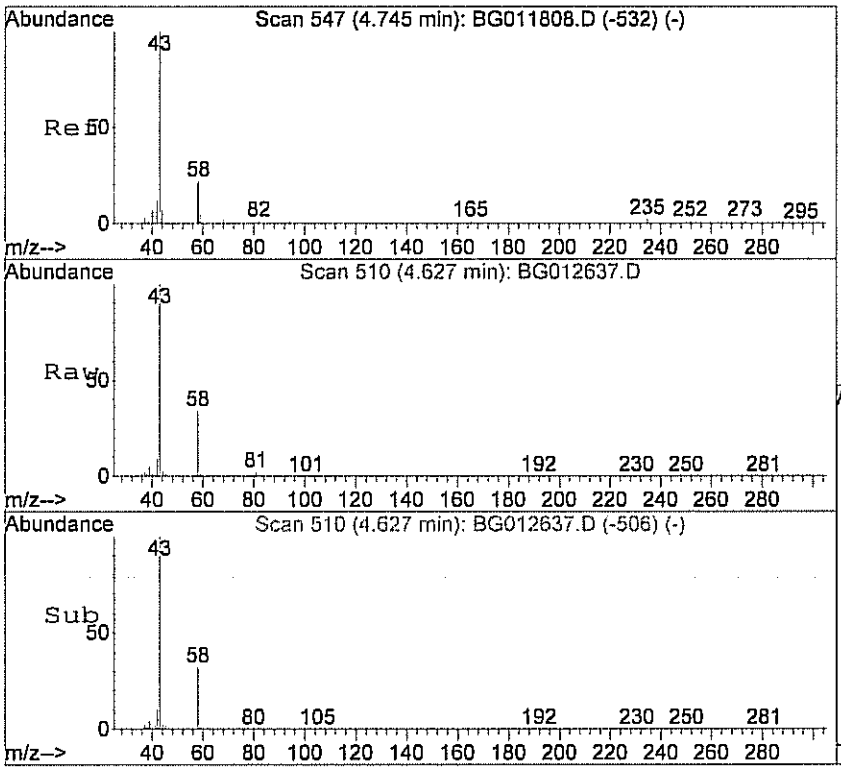

#12
Acetone
Concen: 5.41 ppb m
RT: 4.63 min Scan# 510
Delta R.T. -0.14 min
Lab File: BG012637.D
Acq: 27 Jan 2011 8:39 am

Tgt Ion: 58 Resp: 62503

Ion	Ratio	Lower	Upper
58	100		
43	0.0	148.4	208.4#

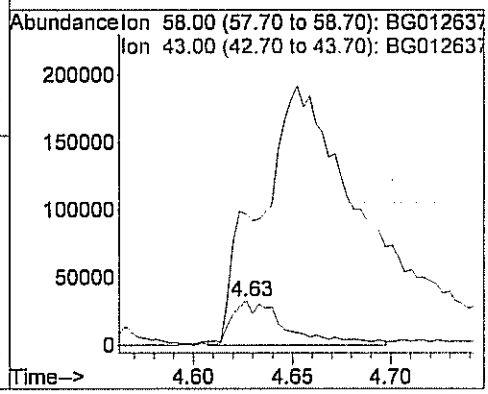

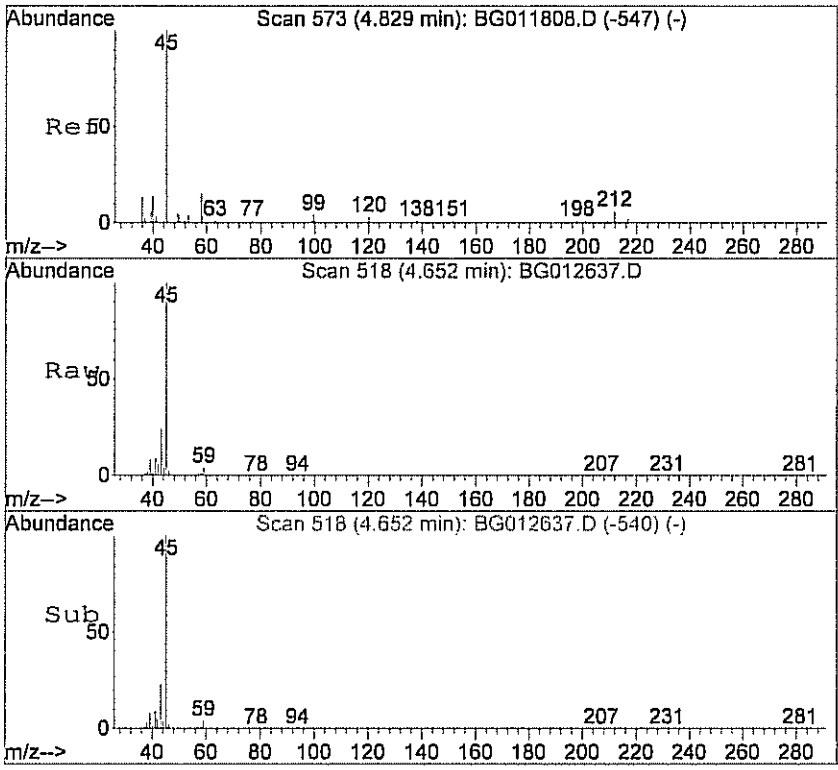

#13
Isopropyl alcohol
Concen: 135.66 ppb m
RT: 4.65 min Scan# 518
Delta R.T. -0.22 min
Lab File: BG012637.D
Acq: 27 Jan 2011 8:39 am

Tgt Ion: 45 Resp: 2848578

Ion	Ratio	Lower	Upper
45	100		
43	0.0	6.2	46.2#

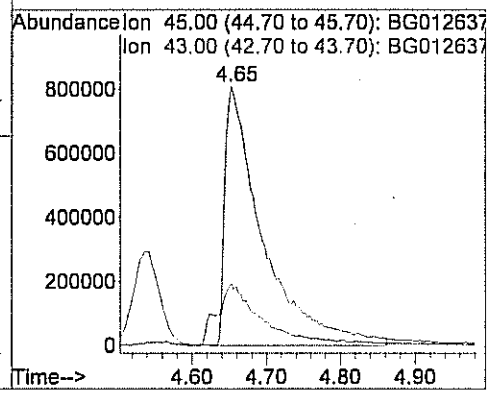

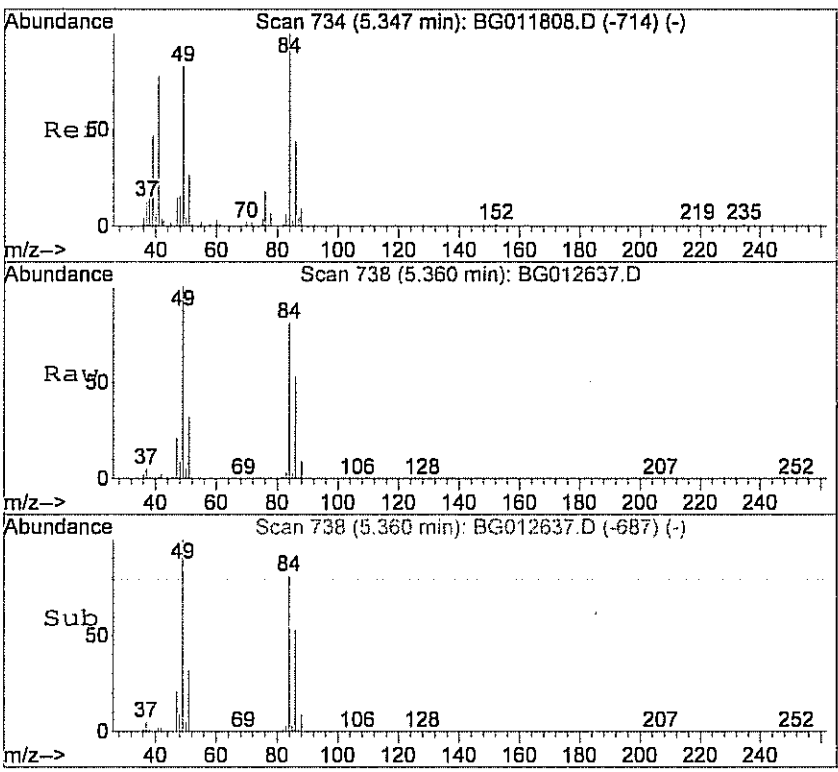

#16
Methylene chloride
Concen: 42.92 ppb
RT: 5.36 min Scan# 738
Delta R.T. 0.01 min
Lab File: BG012637.D
Acq: 27 Jan 2011 8:39 am

Tgt Ion: 84 Resp: 1136179

Ion	Ratio	Lower	Upper
84	100		
49	123.2	82.7	122.7#
86	64.3	35.7	75.7

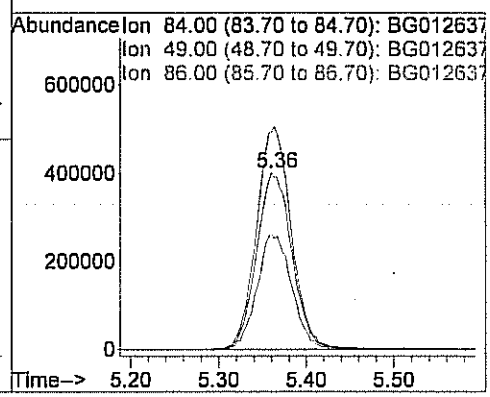

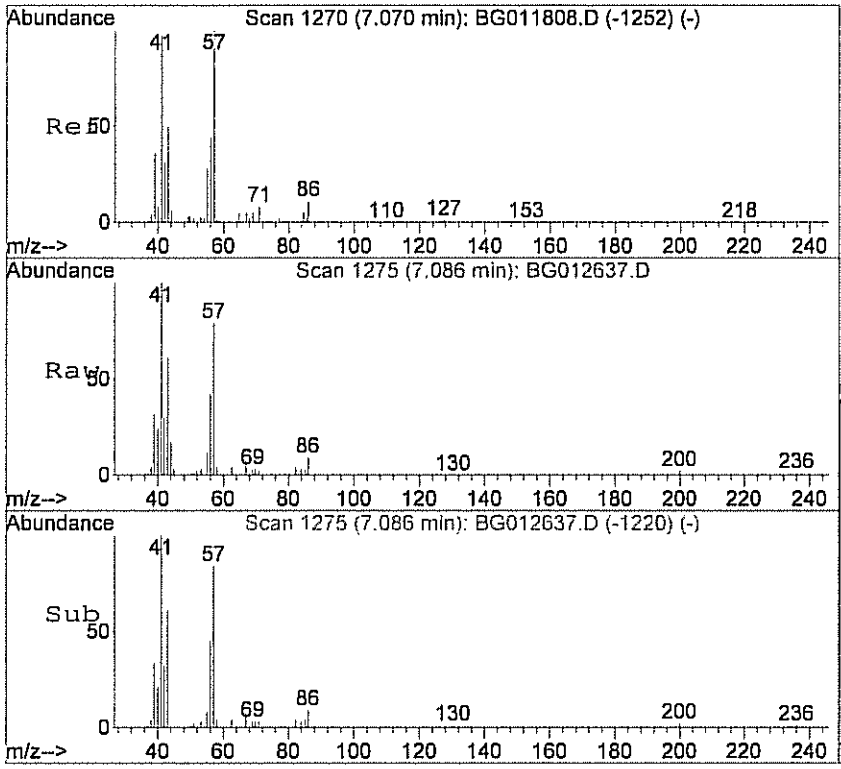

#25
Hexane
Concen: 0.32 ppb m
RT: 7.09 min Scan# 1275
Delta R.T. 0.03 min
Lab File: BG012637.D
Acq: 27 Jan 2011 8:39 am

Tgt Ion: 41 Resp: 9867

Ion	Ratio	Lower	Upper
41	100		
57	82.9	67.3	107.3
43	117.0	22.9	62.9#

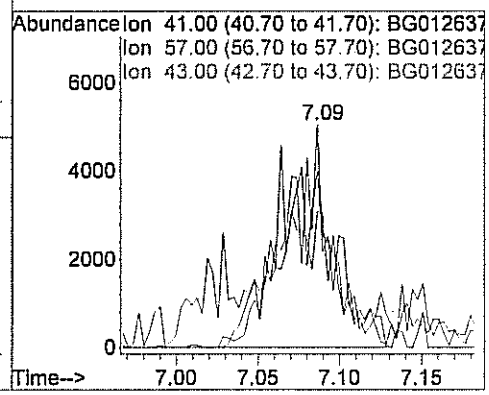

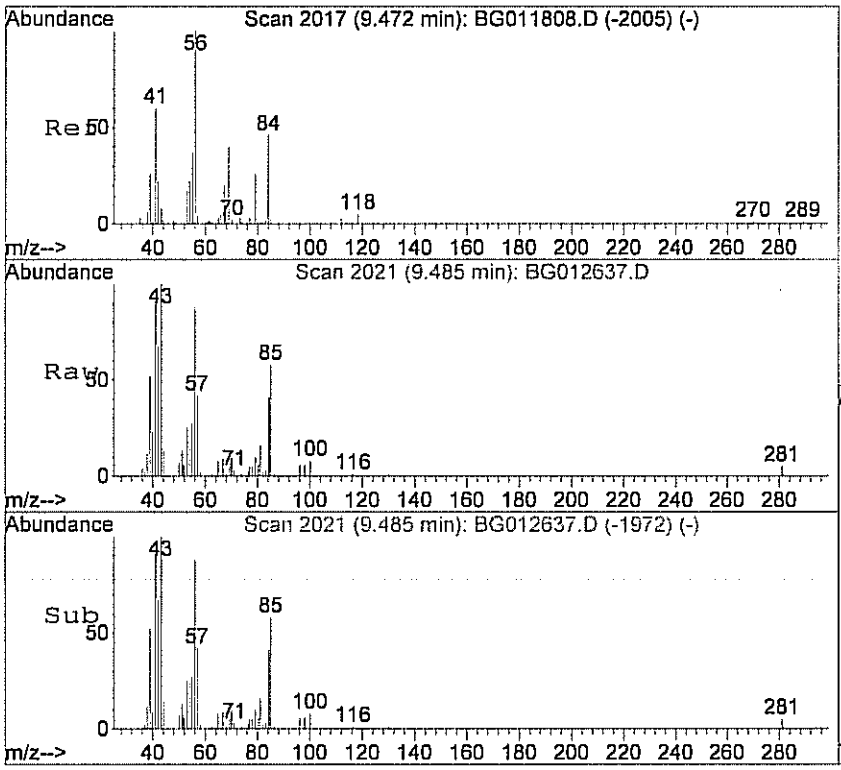

#32
Cyclohexane
Concen: 0.51 ppb
RT: 9.49 min Scan# 2021
Delta R.T. 0.01 min
Lab File: BG012637.D
Acq: 27 Jan 2011 8:39 am

Tgt Ion: 56 Resp: 12405

Ion	Ratio	Lower	Upper
56	100		
41	120.7	40.6	80.6#
84	43.6	31.3	71.3

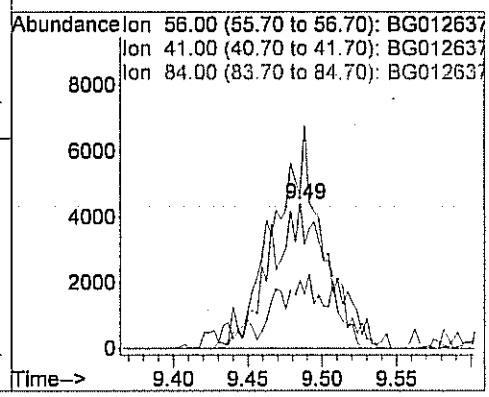

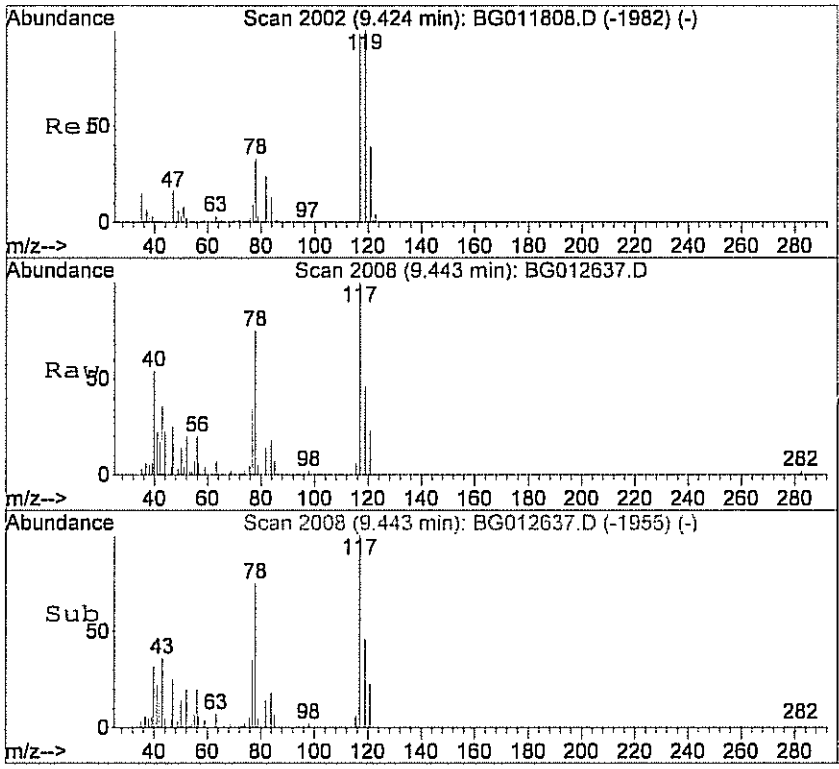

#33
Carbon tetrachloride
Concen: 0.06 ppb m
RT: 9.44 min Scan# 2008
Delta R.T. 0.02 min
Lab File: BG012637.D
Acq: 27 Jan 2011 8:39 am

Tgt Ion:117 Resp: 6536

Ion	Ratio	Lower	Upper
117	100		
119	47.0	64.1	104.1#

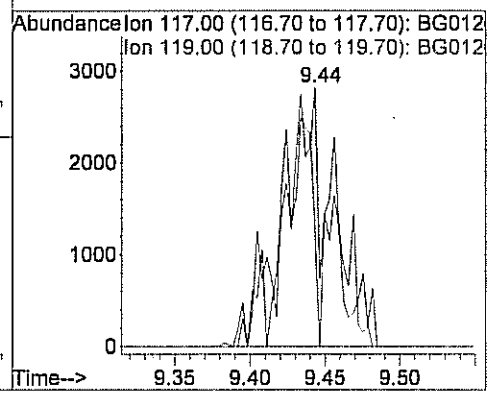

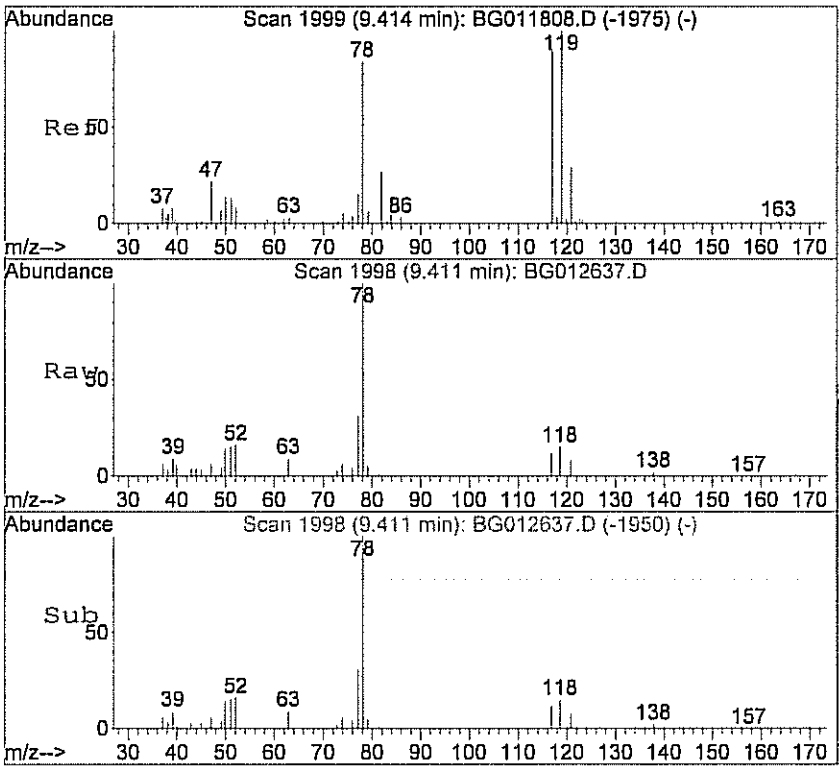

#34
Benzene
Concen: 0.31 ppb
RT: 9.41 min Scan# 1998
Delta R.T. 0.00 min
Lab File: BG012637.D
Acq: 27 Jan 2011 8:39 am

Tgt Ion: 78 Resp: 21330

Ion	Ratio	Lower	Upper
78	100		
77	31.6	2.4	42.4
51	17.5	0.0	38.9

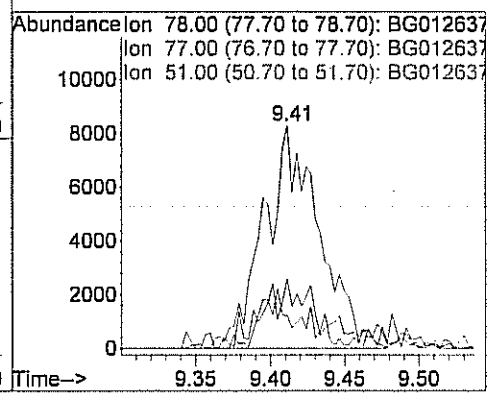

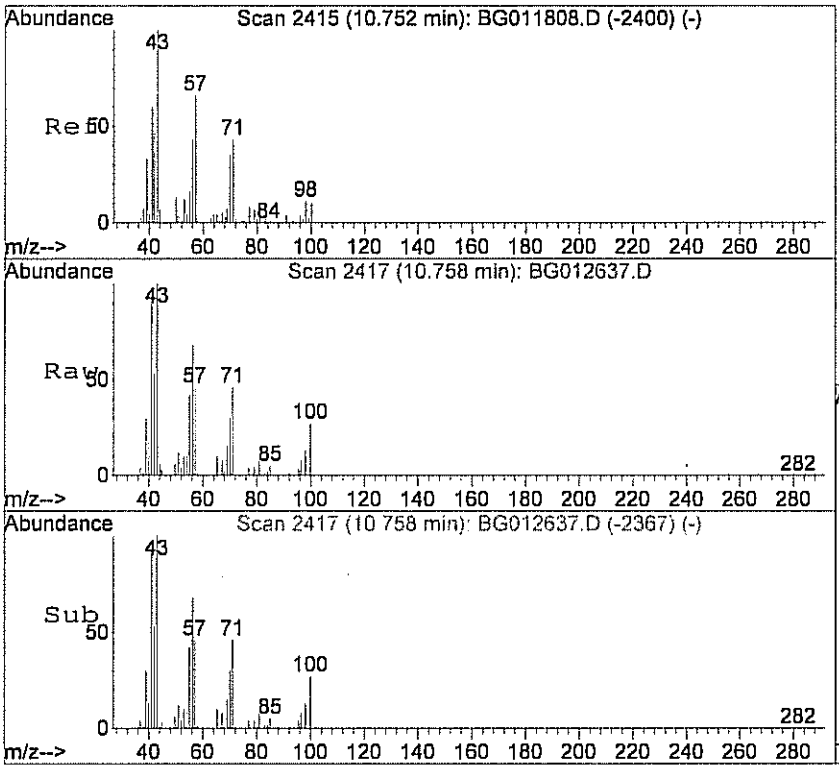

#37
Heptane
Concen: 0.78 ppb
RT: 10.76 min Scan# 2417
Delta R.T. 0.01 min
Lab File: BG012637.D
Acq: 27 Jan 2011 8:39 am

Tgt Ion: 43 Resp: 20009

Ion	Ratio	Lower	Upper
43	100		
57	54.5	40.1	80.1
71	56.7	41.4	81.4

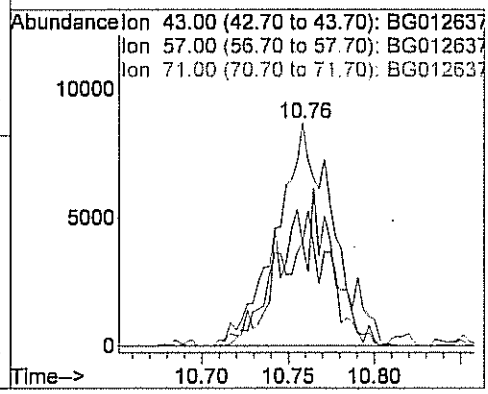

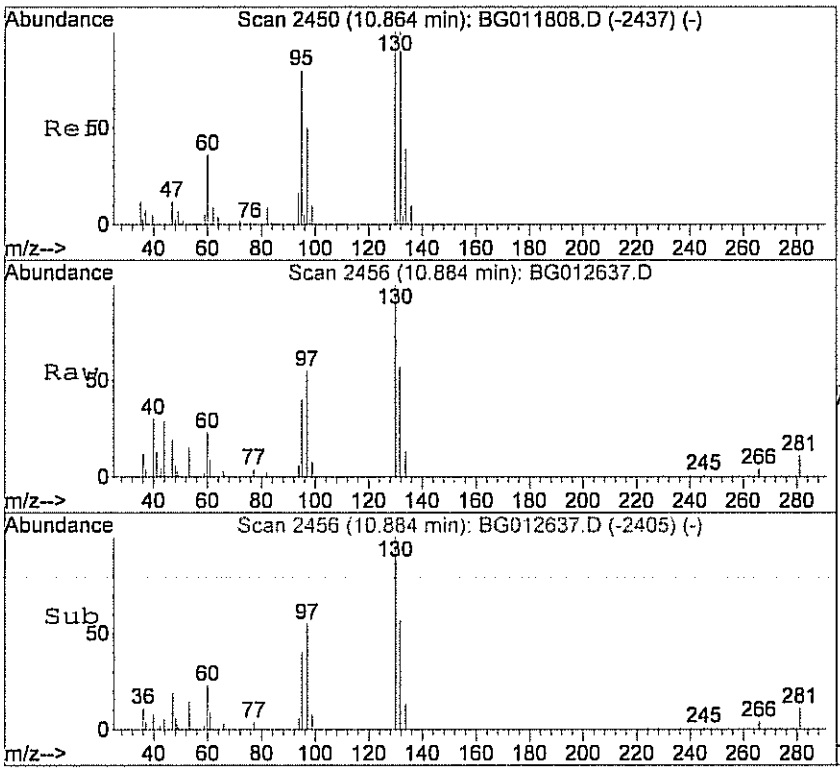

#38
Trichloroethene
Concen: 0.11 ppb m
RT: 10.88 min Scan# 2456
Delta R.T. 0.01 min
Lab File: BG012637.D
Acq: 27 Jan 2011 8:39 am

Tgt Ion:130 Resp: 4701

Ion	Ratio	Lower	Upper
130	100		
132	64.3	63.9	103.9
95	0.0	53.8	93.8#

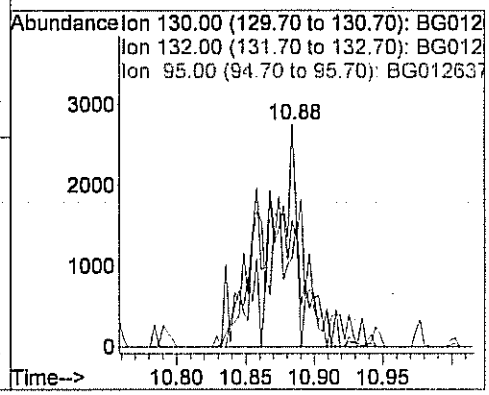

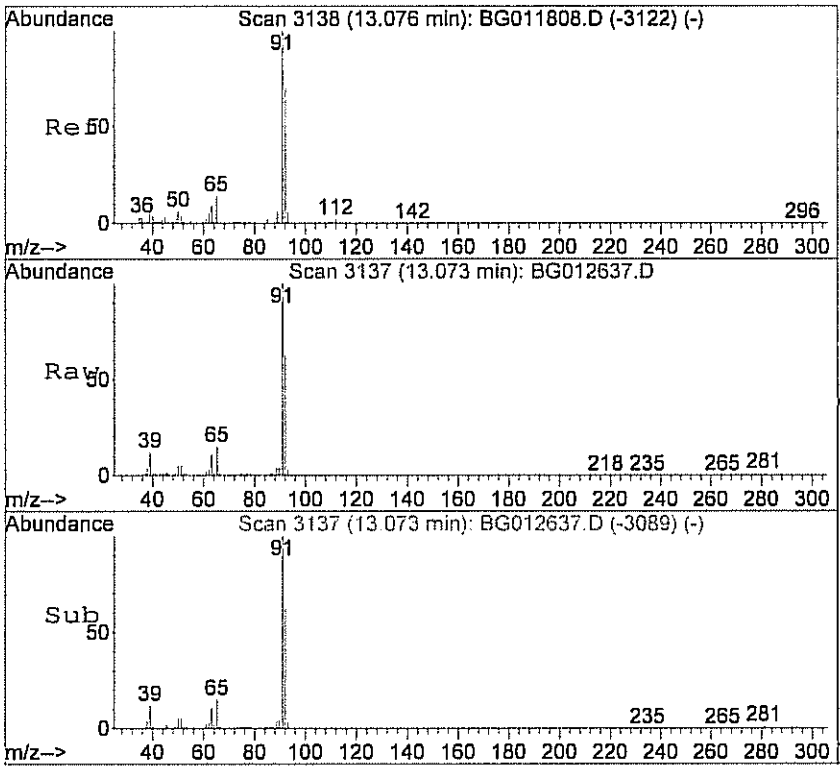

#45
Toluene
Concen: 2.97 ppb
RT: 13.07 min Scan# 3137
Delta R.T. 0.00 min
Lab File: BG012637.D
Acq: 27 Jan 2011 8:39 am

Tgt Ion: 92 Resp: 88317

Ion	Ratio	Lower	Upper
92	100		
91	161.9	121.5	161.5#

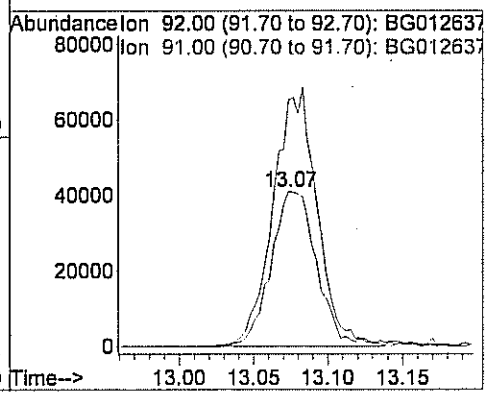

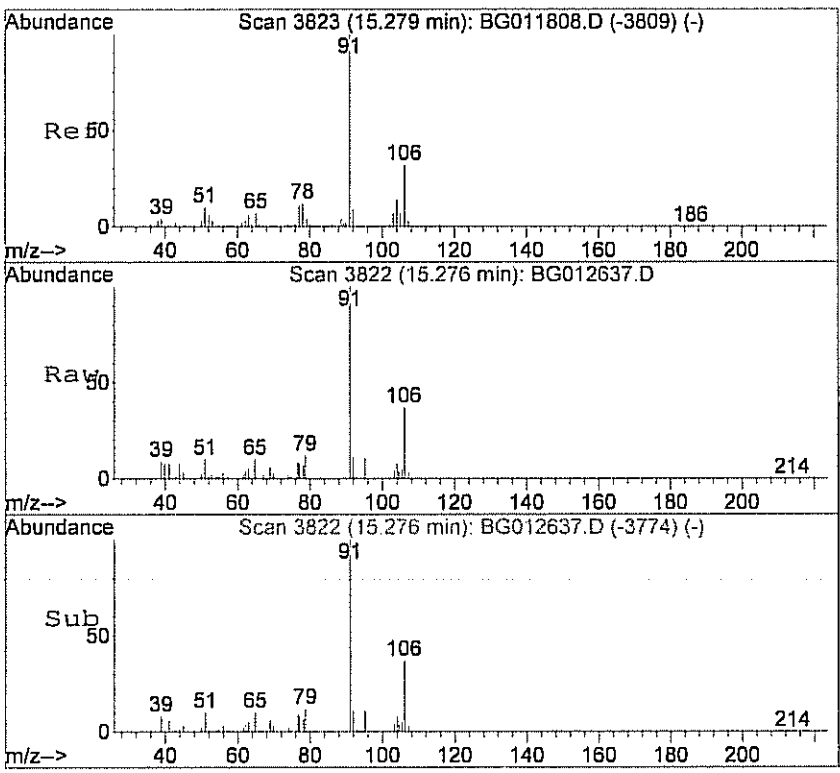

#52
Ethylbenzene
Concen: 0.27 ppb
RT: 15.28 min Scan# 3822
Delta R.T. 0.00 min
Lab File: BG012637.D
Acq: 27 Jan 2011 8:39 am

Tgt Ion: 91 Resp: 12836

Ion	Ratio	Lower	Upper
91	100		
106	29.9	21.0	61.0

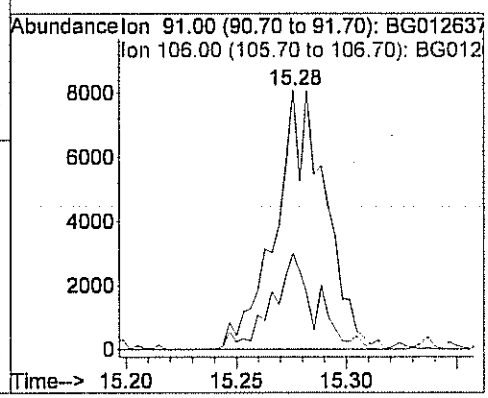

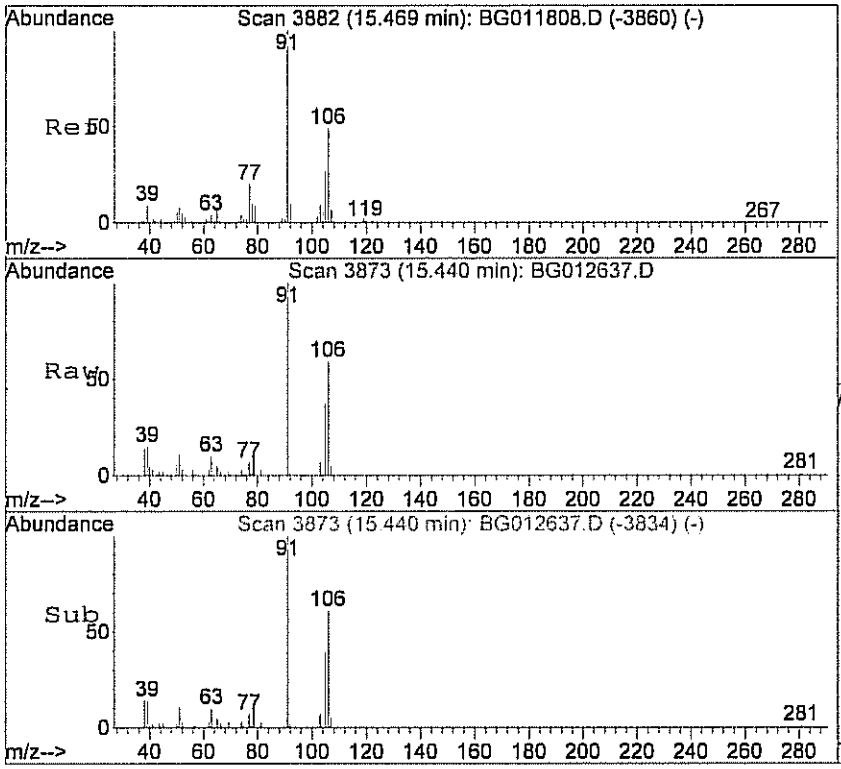

#53
m&p-xylene
Concen: 0.42 ppb
RT: 15.44 min Scan# 3873
Delta R.T. -0.03 min
Lab File: BG012637.D
Acq: 27 Jan 2011 8:39 am

Tgt Ion: 91 Resp: 18267

Ion	Ratio	Lower	Upper
91	100		
106	57.6	34.5	74.5

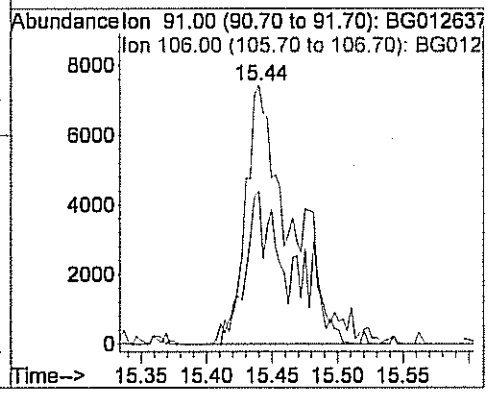

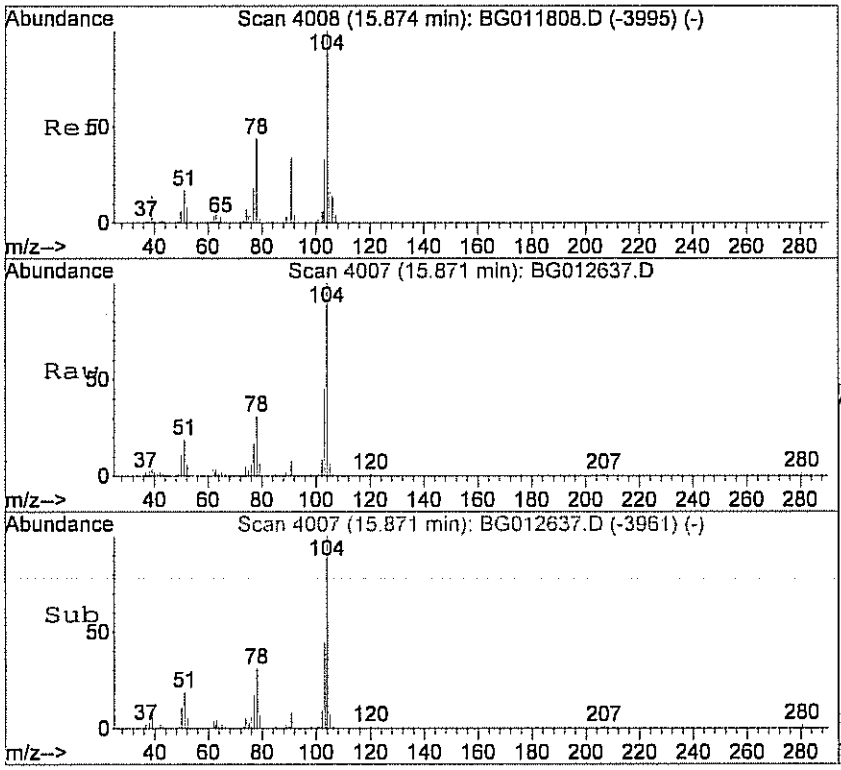

#54
Styrene
Concen: 1.67 ppb
RT: 15.87 min Scan# 4007
Delta R.T. -0.00 min
Lab File: BG012637.D
Acq: 27 Jan 2011 8:39 am

Tgt Ion:104 Resp: 44542

Ion	Ratio	Lower	Upper
104	100		
78	43.1	13.1	53.1

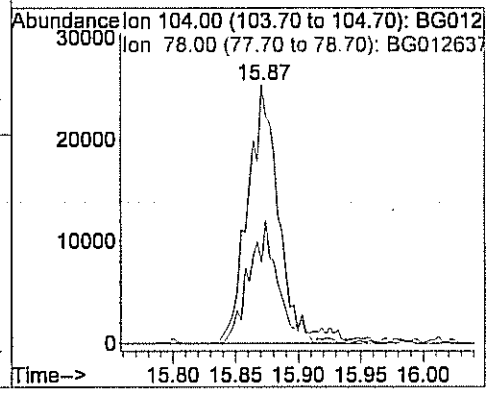

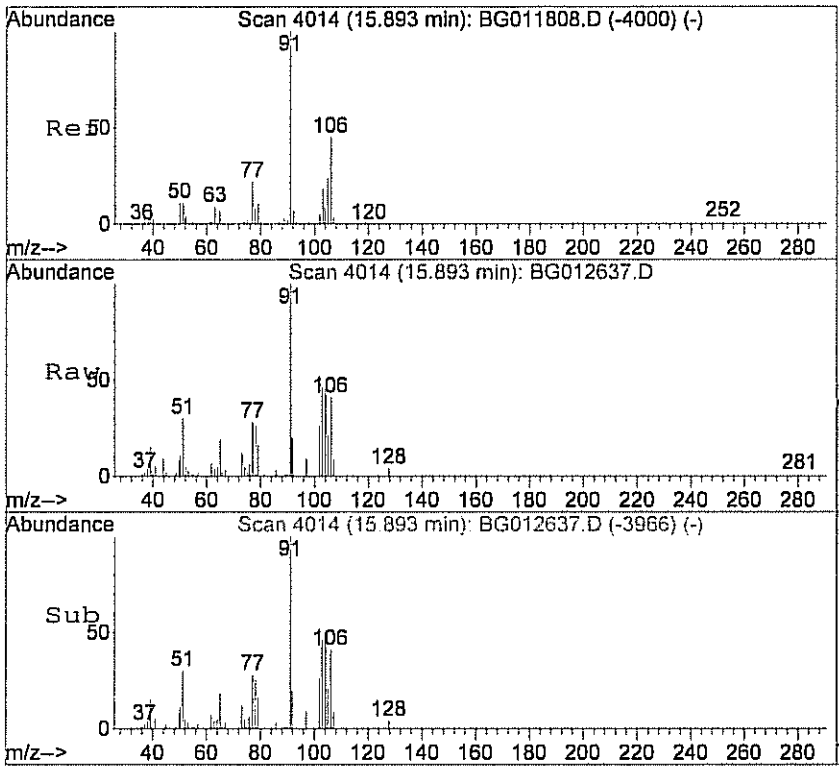

#56
o-xylene
Concen: 0.25 ppb
RT: 15.89 min Scan# 4014
Delta R.T. 0.00 min
Lab File: BG012637.D
Acq: 27 Jan 2011 8:39 am

Tgt Ion: 91 Resp: 11241

Ion	Ratio	Lower	Upper
91	100		
106	39.7	30.8	70.8

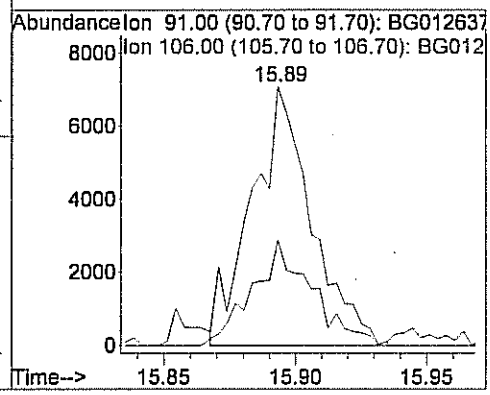

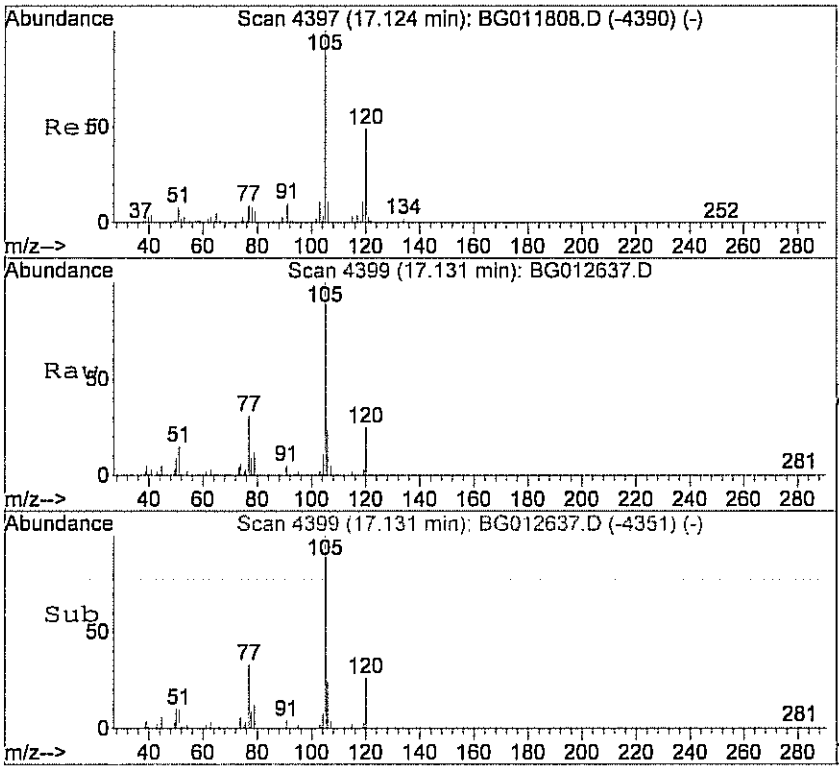

#60
1,3,5-trimethylbenzene
Concen: 0.16 ppb
RT: 17.13 min Scan# 4399
Delta R.T. 0.00 min
Lab File: BG012637.D
Acq: 27 Jan 2011 8:39 am

Tgt Ion:105 Resp: 6903

Ion	Ratio	Lower	Upper
105	100		
120	40.2	27.9	67.9

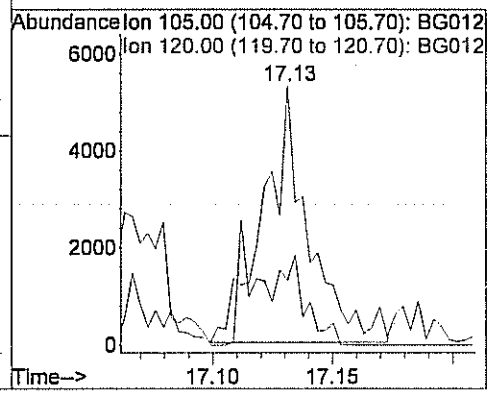

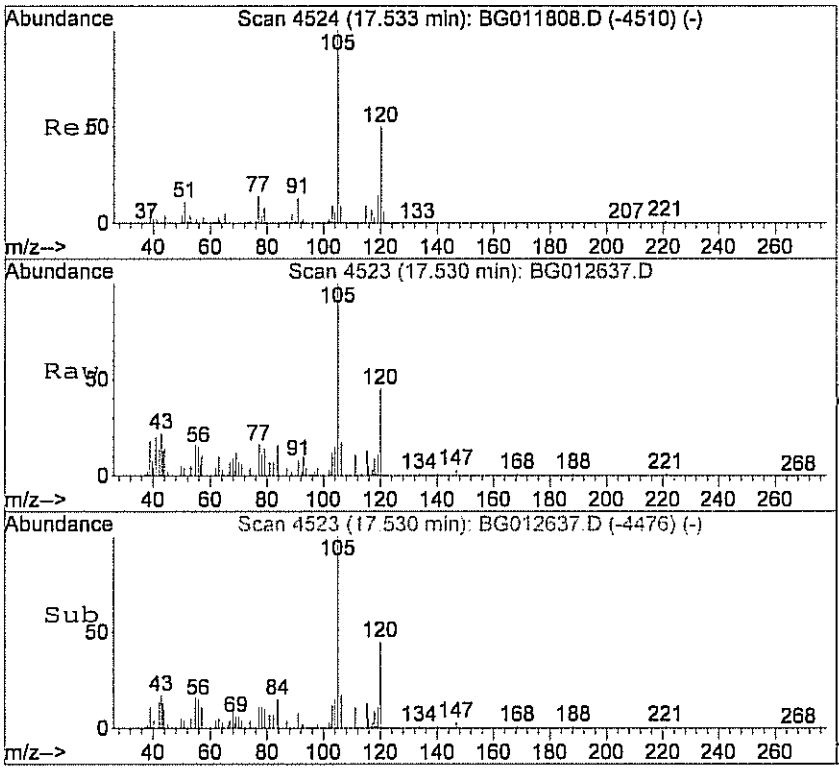

#61
1,2,4-trimethylbenzene
Concen: 0.35 ppb
RT: 17.53 min Scan# 4523
Delta R.T. 0.00 min
Lab File: BG012637.D
Acq: 27 Jan 2011 8:39 am

Tgt Ion:105 Resp: 9736

Ion	Ratio	Lower	Upper
105	100		
120	38.7	52.0	92.0#

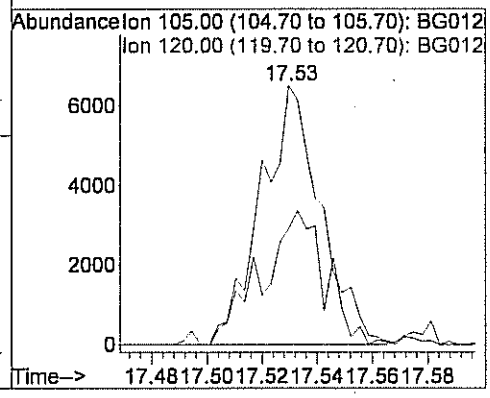

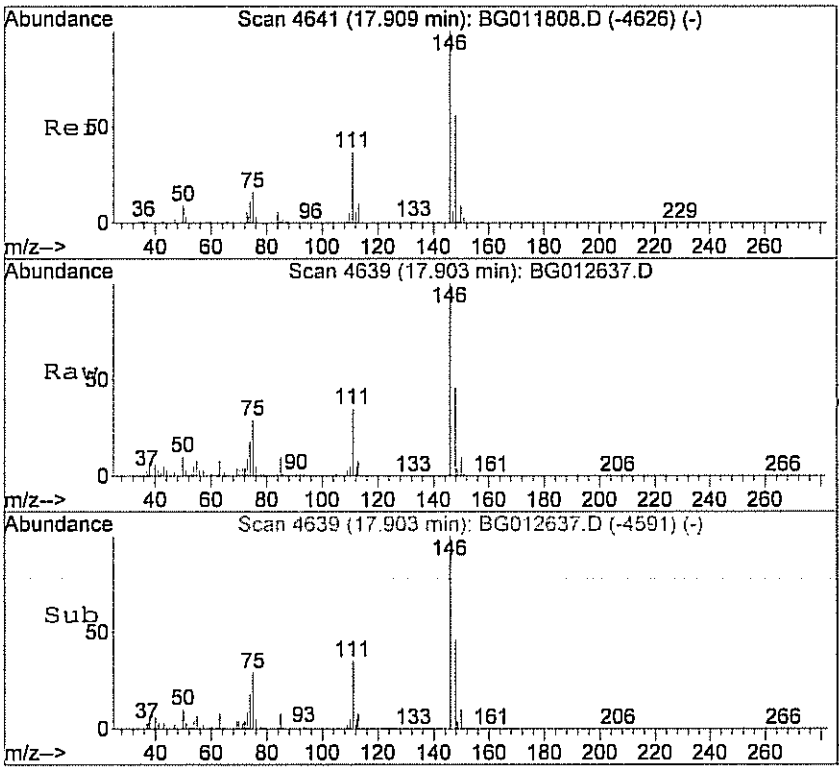

#64
1,4-dichlorobenzene
Concen: 0.75 ppb
RT: 17.90 min Scan# 4639
Delta R.T. 0.00 min
Lab File: BG012637.D
Acq: 27 Jan 2011 8:39 am

Tgt Ion:146 Resp: 24596

Ion	Ratio	Lower	Upper
146	100		
148	58.9	35.1	75.1
111	35.8	12.4	52.4

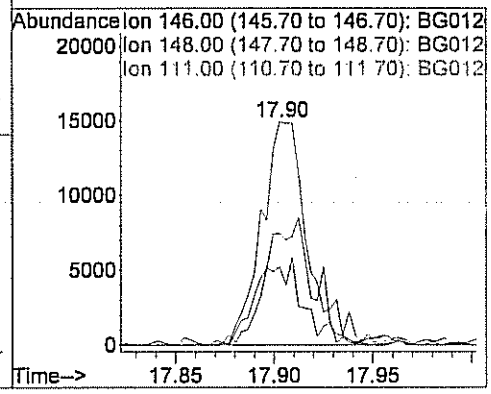

Quantitation Report (QT Reviewed)

Data File : C:\MSDCHEM\1\DATA\BG012638.D Vial: 11
Acq On : 27 Jan 2011 9:11 am Operator: LL
Sample : C1101035-010A 10X Inst : MSD #2
Misc : 1ugm3 & 0.25TCE,CT,VNCL Sample Multiplr: 1.00
MS Integration Params: RTEINT.P
Quant Time: Jan 31 16:36:29 2011 Quant Results File: B118_1UG.RES

Quant Method : C:\MSDCHEM\1\METHODS\B118_1UG.M (RTE Integrator)
Title : TO-15 VOA Standards for 5 point calibration
Last Update : Wed Jan 26 14:01:48 2011
Response via : Initial Calibration
DataAcq Meth : B118_1UG

Internal Standards	R.T.	QIon	Response	Conc	Units	Dev(Min)
1) Bromochloromethane	7.86	128	17176	1.00	ppb	0.00
30) 1,4-difluorobenzene	10.19	114	33598	1.00	ppb	0.00
44) Chlorobenzene-d5	14.98	117	32104	1.00	ppb	0.00
System Monitoring Compounds						
57) Bromofluorobenzene	16.50	95	15400	0.90	ppb	-0.02
Spiked Amount 1.000	Range 70 - 130		Recovery = 90.00%			
Target Compounds						Qvalue
12) Acetone	4.67	58	13793	1.20	ppb	# 1
13) Isopropyl alcohol	4.68	45	272350m	13.01	ppb	
16) Methylene chloride	5.35	84	131763	4.99	ppb	86
45) Toluene	13.08	92	7072	0.30	ppb	92
54) Styrene	15.87	104	2861	0.13	ppb	88

(#) = qualifier out of range (m) = manual integration (+) = signals summed
BG012638.D B118_1UG.M Thu Feb 24 12:37:56 2011 Page 1

Quantitation Report (QT Reviewed)

Data File : C:\MSDCHEM\1\DATA\BG012638.D Vial: 11
Acq On : 27 Jan 2011 9:11 am Operator: LL
Sample : C1101035-010A 10X Inst : MSD #2
Misc : 1ugm3 & 0.25TCE,CT,VNCL Sample Multiplr: 1.00
MS Integration Params: RTEINT.P
Quant Time: Jan 31 16:38 2011 Quant Results File: B118_1UG.RES

Method : C:\MSDCHEM\1\METHODS\B118_1UG.M (RTE Integrator)
Title : TO-15 VOA Standards for 5 point calibration
Last Update : Tue Feb 01 16:05:43 2011
Response via : Initial Calibration

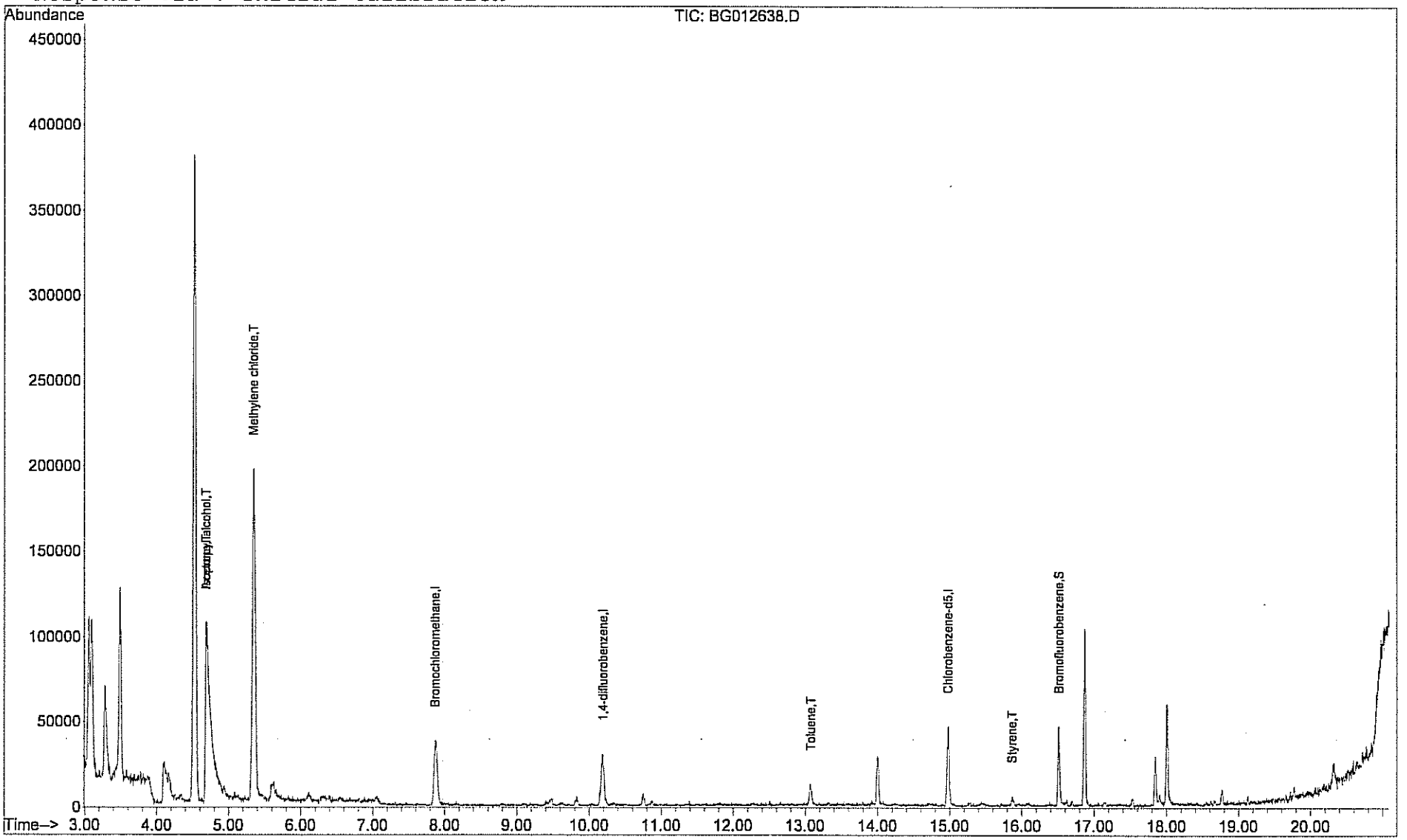

Centek Laboratories, LLC

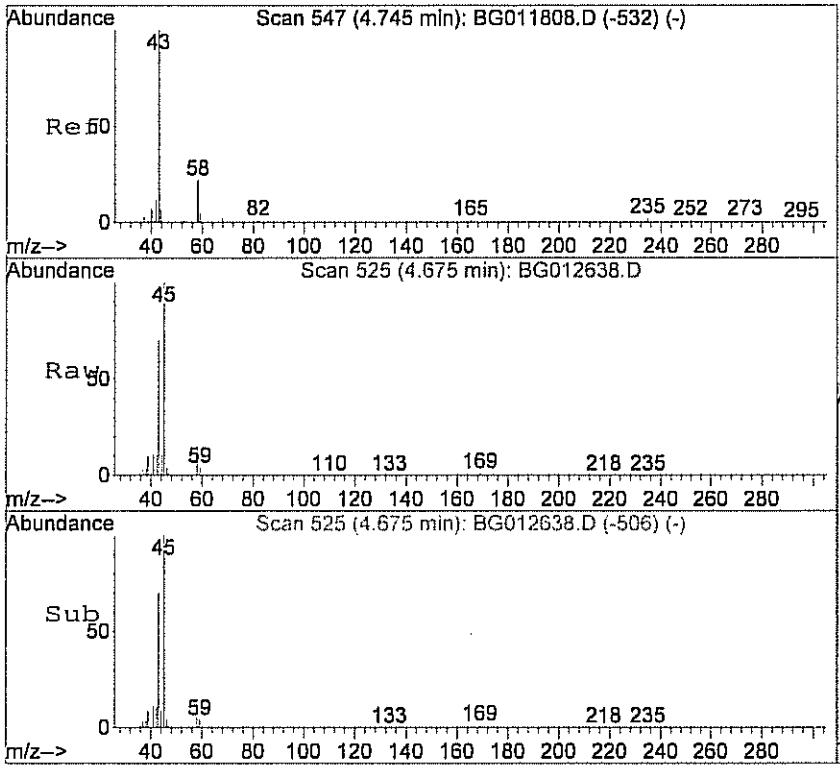

#12
Acetone
Concen: 1.20 ppb
RT: 4.67 min Scan# 525
Delta R.T. -0.09 min
Lab File: BG012638.D
Acq: 27 Jan 2011 9:11 am

Tgt Ion: 58 Resp: 13793

Ion	Ratio	Lower	Upper
58	100		
43	0.0	148.4	208.4#

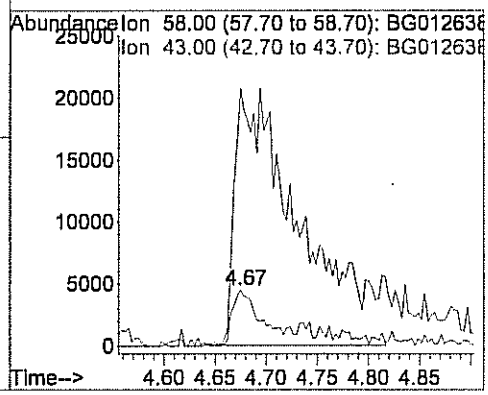

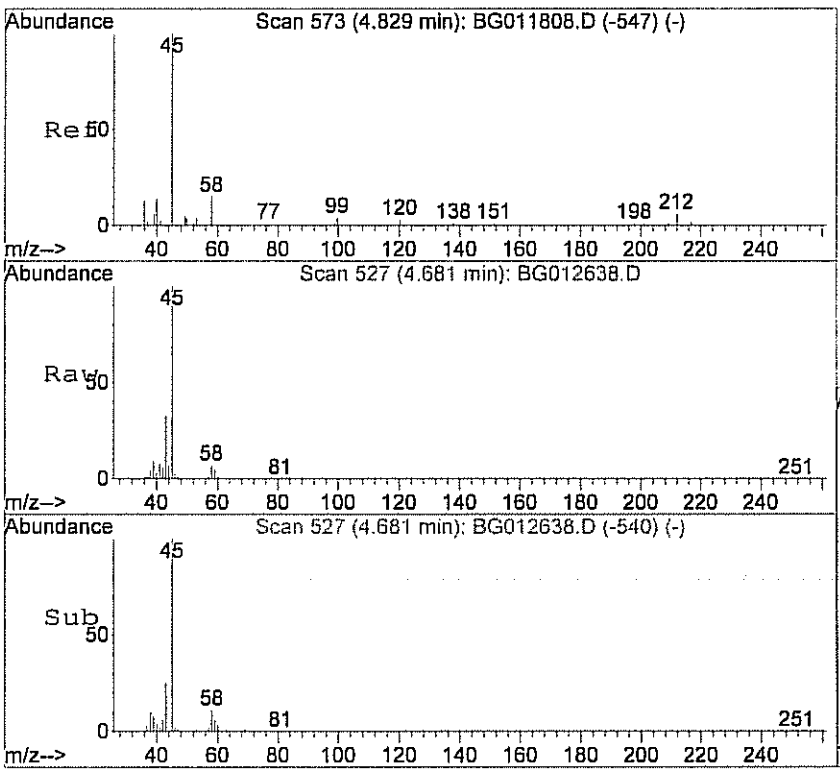

#13
Isopropyl alcohol
Concen: 13.01 ppb m
RT: 4.68 min Scan# 527
Delta R.T. -0.19 min
Lab File: BG012638.D
Acq: 27 Jan 2011 9:11 am

Tgt Ion: 45 Resp: 272350

Ion	Ratio	Lower	Upper
45	100		
43	0.0	6.2	46.2#

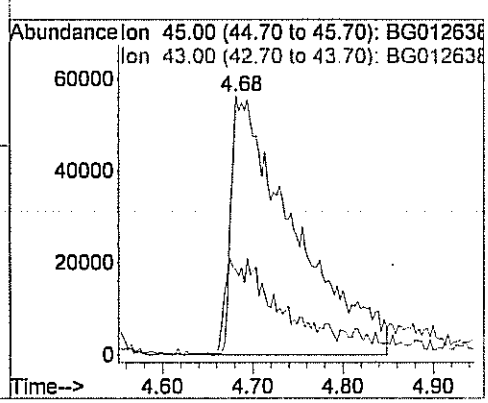

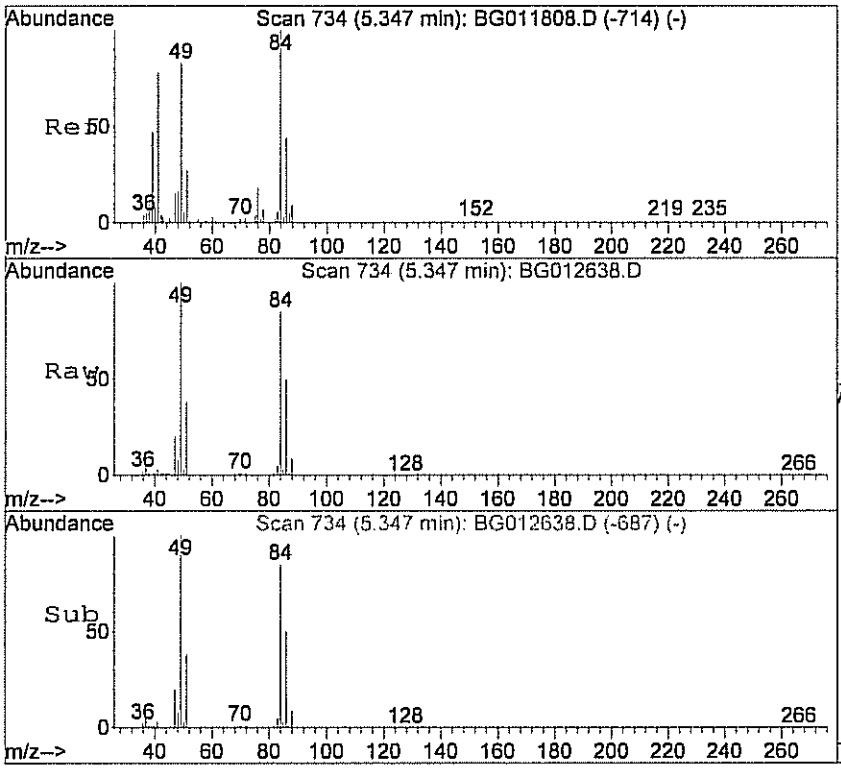

#16
Methylene chloride
Concen: 4.99 ppb
RT: 5.35 min Scan# 734
Delta R.T. -0.00 min
Lab File: BG012638.D
Acq: 27 Jan 2011 9:11 am

Tgt Ion: 84 Resp: 131763

Ion	Ratio	Lower	Upper
84	100		
49	120.0	82.7	122.7
86	62.3	35.7	75.7

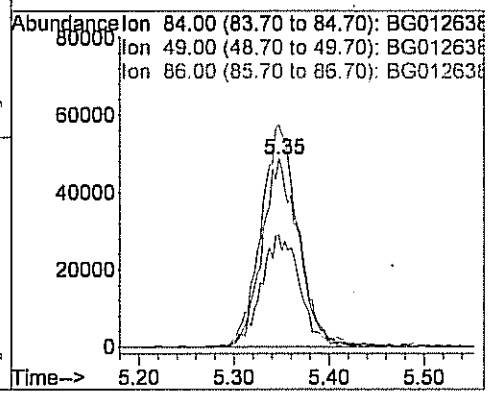

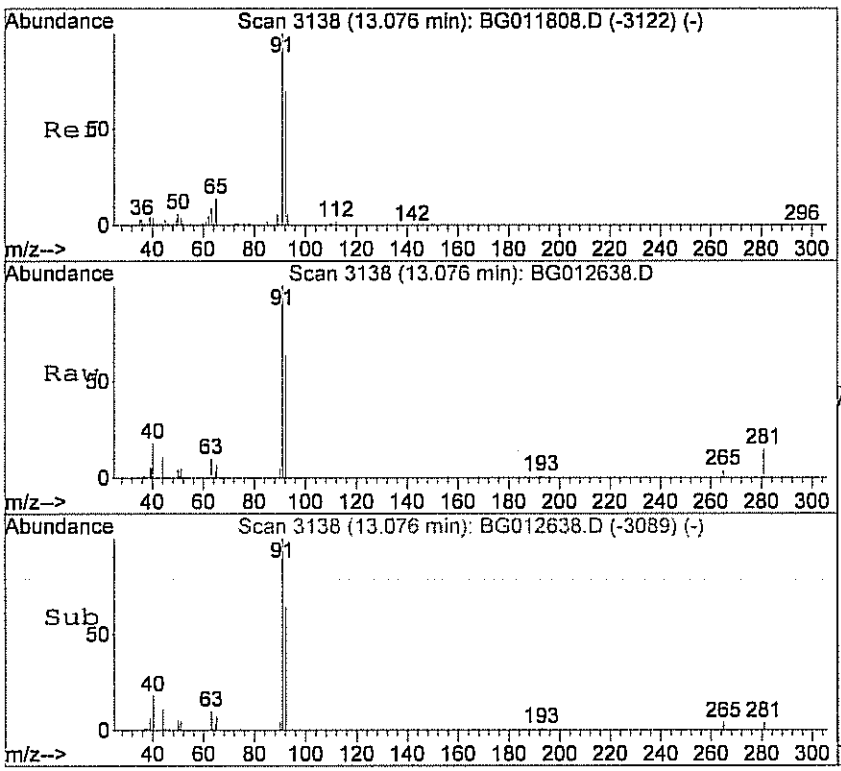

#45
Toluene
Concen: 0.30 ppb
RT: 13.08 min Scan# 3138
Delta R.T. 0.01 min
Lab File: BG012638.D
Acq: 27 Jan 2011 9:11 am

Tgt Ion: 92 Resp: 7072

Ion	Ratio	Lower	Upper
92	100		
91	131.5	121.5	161.5

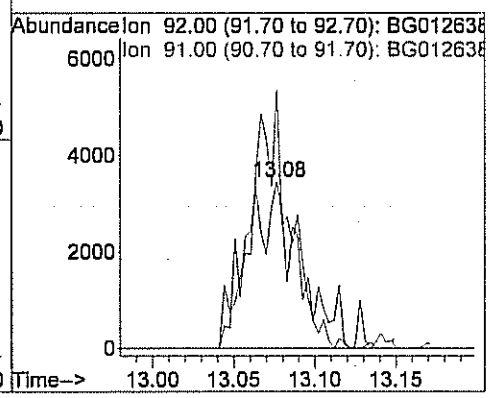

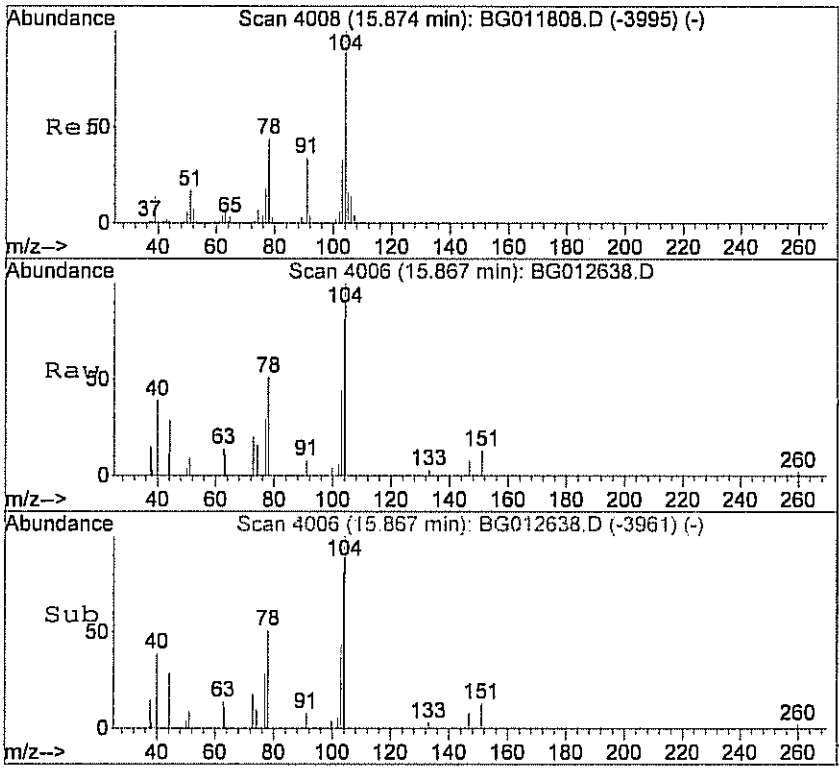

#54
Styrene
Concen: 0.13 ppb
RT: 15.87 min Scan# 4006
Delta R.T. -0.01 min
Lab File: BG012638.D
Acq: 27 Jan 2011 9:11 am

Tgt Ion:104 Resp: 2861

Ion	Ratio	Lower	Upper
104	100		
78	39.8	13.1	53.1

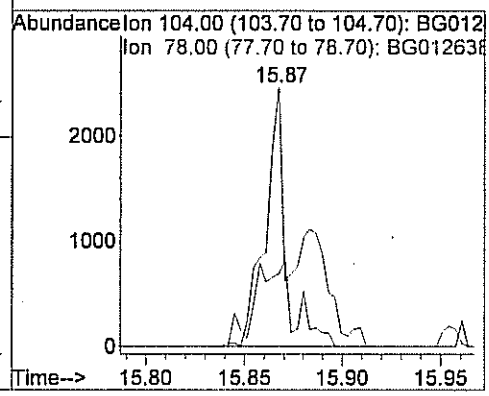

Quantitation Report (QT Reviewed)

Data File : C:\MSDCHEM\1\DATA\BG012836.D Vial: 11
Acq On : 29 Jan 2011 8:42 am Operator: LL
Sample : C1101035-010A 40X Inst : MSD #2
Misc : 1ugm3 & 0.25TCE,CT,VNCL Sample Multiplr: 1.00
MS Integration Params: RTEINT.P
Quant Time: Jan 31 16:40:05 2011 Quant Results File: B118_1UG.RES

Quant Method : C:\MSDCHEM\1\METHODS\B118_1UG.M (RTE Integrator)
Title : TO-15 VOA Standards for 5 point calibration
Last Update : Wed Jan 26 14:01:48 2011
Response via : Initial Calibration
DataAcq Meth : B118_1UG

Internal Standards	R.T.	QIon	Response	Conc	Units	Dev(Min)
1) Bromochloromethane	7.91	128	18918	1.00	ppb	0.04
30) 1,4-difluorobenzene	10.21	114	36407	1.00	ppb	0.03
44) Chlorobenzene-d5	14.98	117	38292	1.00	ppb	0.00
System Monitoring Compounds						
57) Bromofluorobenzene	16.51	95	17352	0.85	ppb	0.00
Spiked Amount 1.000	Range 70 - 130		Recovery = 85.00%			
Target Compounds						Qvalue
13) Isopropyl alcohol	4.87	45	53100m	2.30	ppb	
16) Methylene chloride	5.38	84	33678	1.16	ppb	91

7.6.

(#) = qualifier out of range (m) = manual integration (+) = signals summed
BG012836.D B118_1UG.M Thu Feb 24 14:12:18 2011 Page 1

Quantitation Report (QT Reviewed)

Data File : C:\MSDCHEM\1\DATA\BG012836.D Vial: 11
Acq On : 29 Jan 2011 8:42 am Operator: LL
Sample : C1101035-010A 40X Inst : MSD #2
Misc : 1ugm3 & 0.25TCE,CT,VNCL Sample Multiplr: 1.00
MS Integration Params: RTEINT.P
Quant Time: Jan 31 16:42 2011 Quant Results File: B118_1UG.RES

Method : C:\MSDCHEM\1\METHODS\B118_1UG.M (RTE Integrator)
Title : TO-15 VOA Standards for 5 point calibration
Last Update : Tue Feb 01 16:05:43 2011
Response via : Initial Calibration

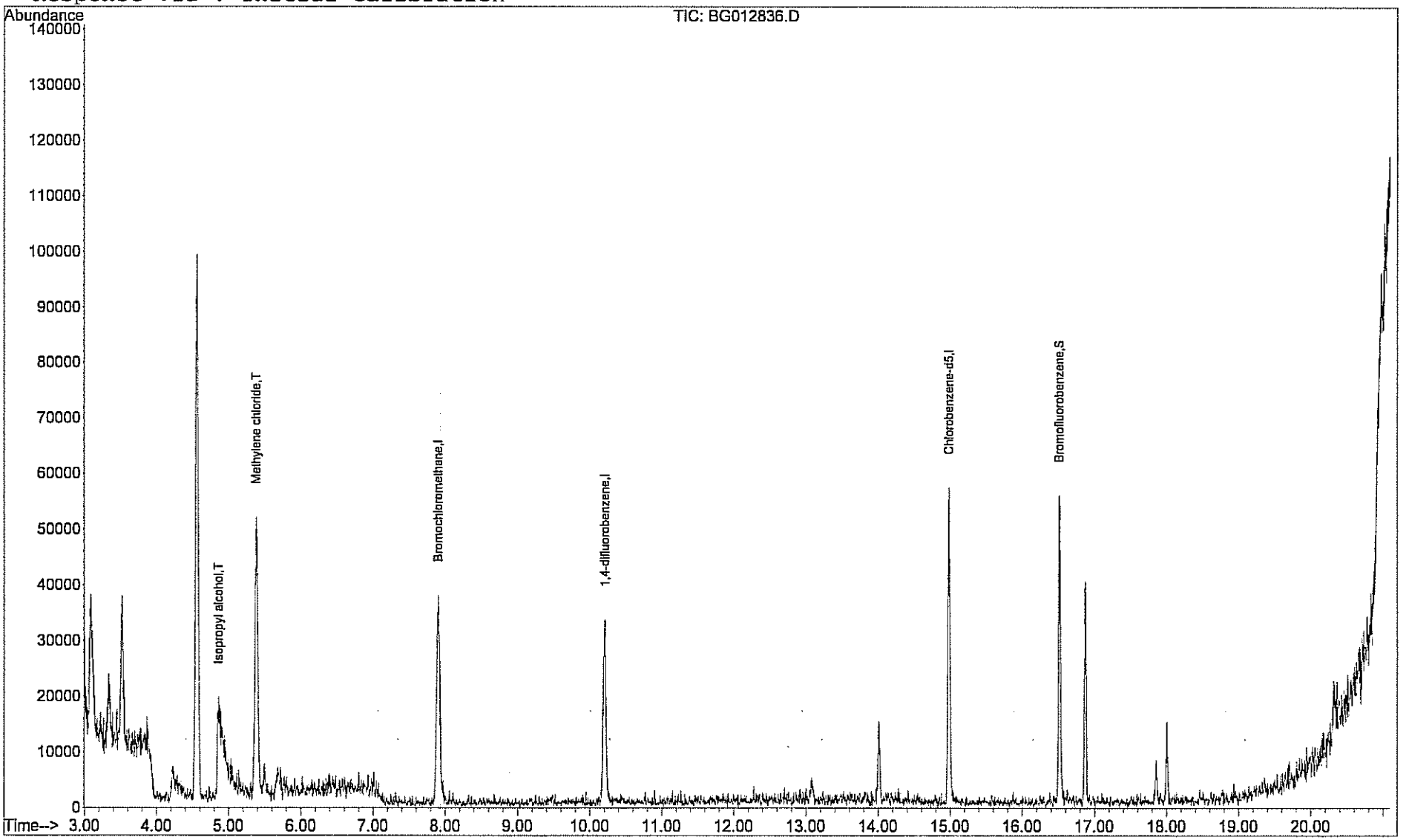

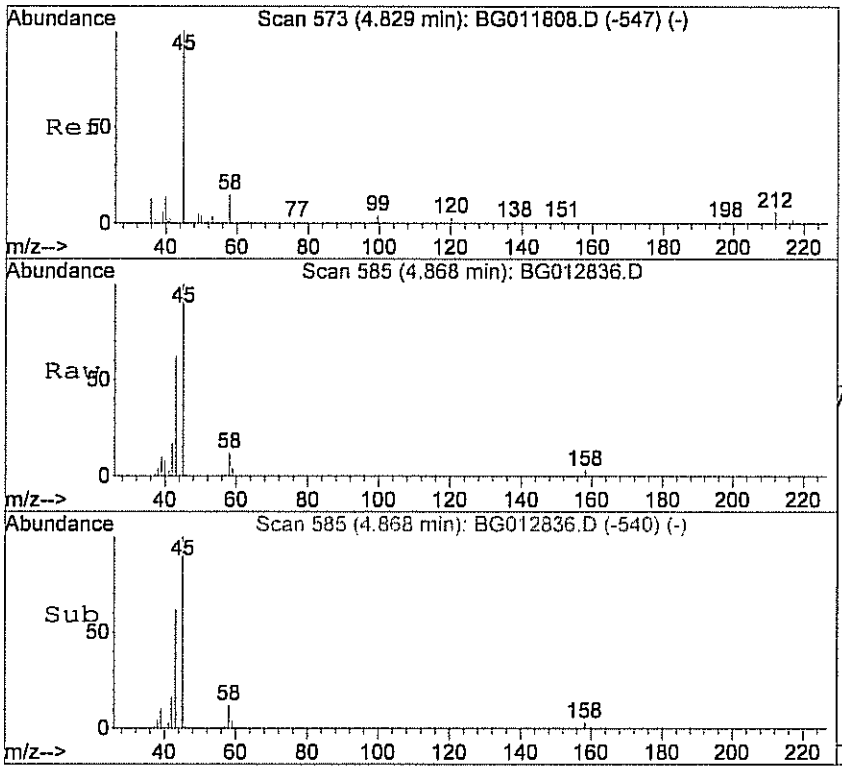

#13
Isopropyl alcohol
Concen: 2.30 ppb m
RT: 4.87 min Scan# 585
Delta R.T. -0.01 min
Lab File: BG012836.D
Acq: 29 Jan 2011 8:42 am

Tgt Ion: 45 Resp: 53100

Ion	Ratio	Lower	Upper
45	100		
43	0.0	6.2	46.2#

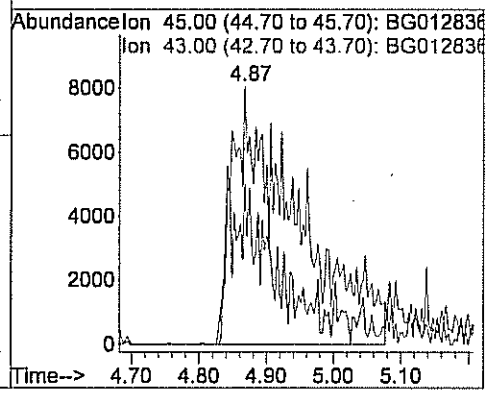

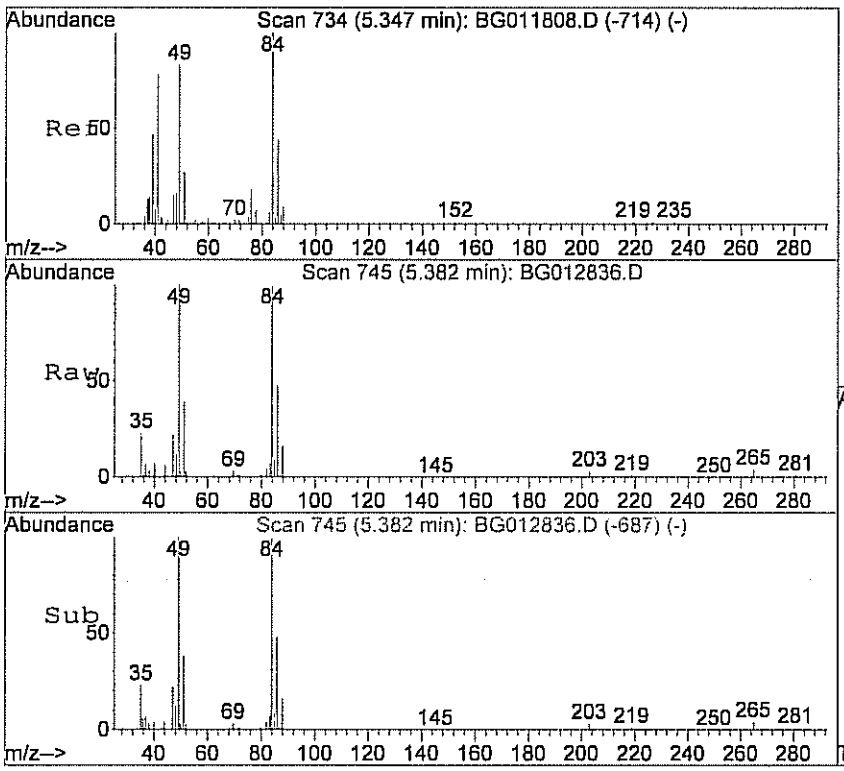

#16
Methylene chloride
Concen: 1.16 ppb
RT: 5.38 min Scan# 745
Delta R.T. 0.04 min
Lab File: BG012836.D
Acq: 29 Jan 2011 8:42 am

Tgt Ion: 84 Resp: 33678

Ion	Ratio	Lower	Upper
84	100		
49	112.0	82.7	122.7
86	62.2	35.7	75.7

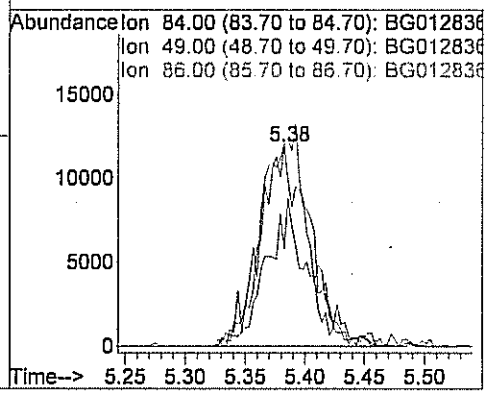

Quantitation Report (QT Reviewed)

Data File : C:\MSDCHEM\1\DATA\BG012837.D Vial: 11
Acq On : 29 Jan 2011 9:17 am Operator: LL
Sample : C1101035-010A 80X Inst : MSD #2
Misc : 1ugm3 & 0.25TCE,CT,VNCL Sample Multiplr: 1.00
MS Integration Params: RTEINT.P
Quant Time: Jan 31 16:43:06 2011 Quant Results File: B118_1UG.RES

Quant Method : C:\MSDCHEM\1\METHODS\B118_1UG.M (RTE Integrator)
Title : TO-15 VOA Standards for 5 point calibration
Last Update : Wed Jan 26 14:01:48 2011
Response via : Initial Calibration
DataAcq Meth : B118_1UG

Internal Standards	R.T.	QIon	Response	Conc	Units	Dev(Min)
1) Bromochloromethane	7.89	128	18379	1.00	ppb	0.03
30) 1,4-difluorobenzene	10.20	114	33347	1.00	ppb	0.02
44) Chlorobenzene-d5	14.98	117	36947	1.00	ppb	0.00
System Monitoring Compounds						
57) Bromofluorobenzene	16.52	95	15981	0.81	ppb	0.00
Spiked Amount 1.000	Range 70 - 130		Recovery = 81.00%			
Target Compounds						Qvalue
13) Isopropyl alcohol	4.91	45	32335m	1.44	ppb	
16) Methylene chloride	5.38	84	20347	0.72	ppb	97

(#) = qualifier out of range (m) = manual integration (+) = signals summed

Quantitation Report (QT Reviewed)

Data File : C:\MSDCHEM\1\DATA\BG012837.D Vial: 11
Acq On : 29 Jan 2011 9:17 am Operator: LL
Sample : C1101035-010A 80X Inst : MSD #2
Misc : 1ugm3 & 0.25TCE,CT,VNCL Sample Multiplr: 1.00
MS Integration Params: RTEINT.P
Quant Time: Jan 31 16:45 2011 Quant Results File: B118_1UG.RES

Method : C:\MSDCHEM\1\METHODS\B118_1UG.M (RTE Integrator)
Title : TO-15 VOA Standards for 5 point calibration
Last Update : Tue Feb 01 16:05:43 2011
Response via : Initial Calibration

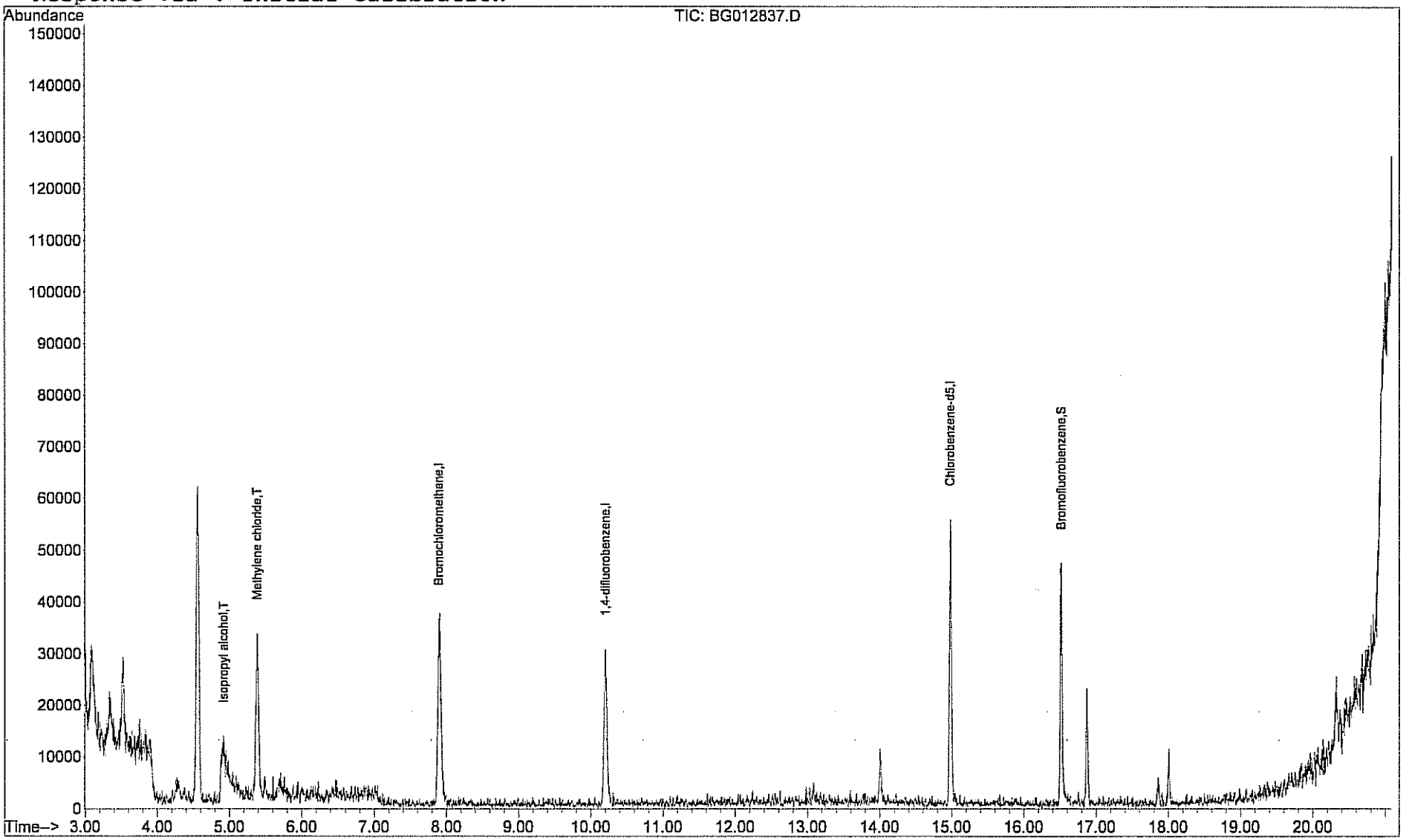

Centek Laboratories, LLC

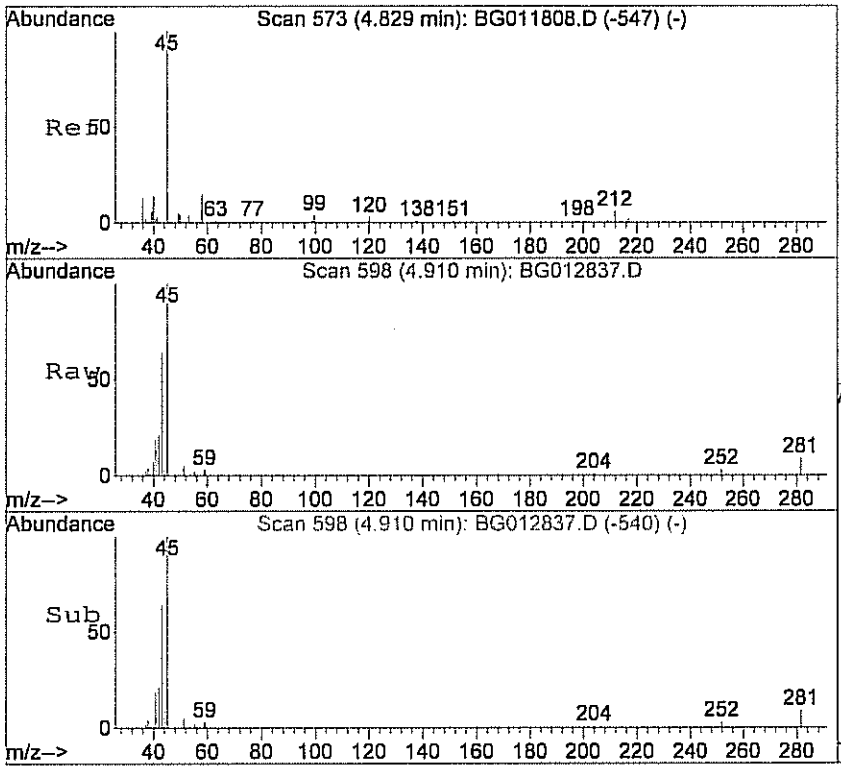

#13
Isopropyl alcohol
Concen: 1.44 ppb m
RT: 4.91 min Scan# 598
Delta R.T. 0.04 min
Lab File: BG012837.D
Acq: 29 Jan 2011 9:17 am

Tgt Ion: 45 Resp: 32335

Ion	Ratio	Lower	Upper
45	100		
43	19.9	6.2	46.2

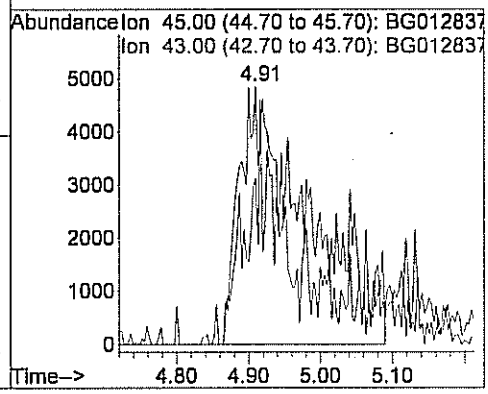

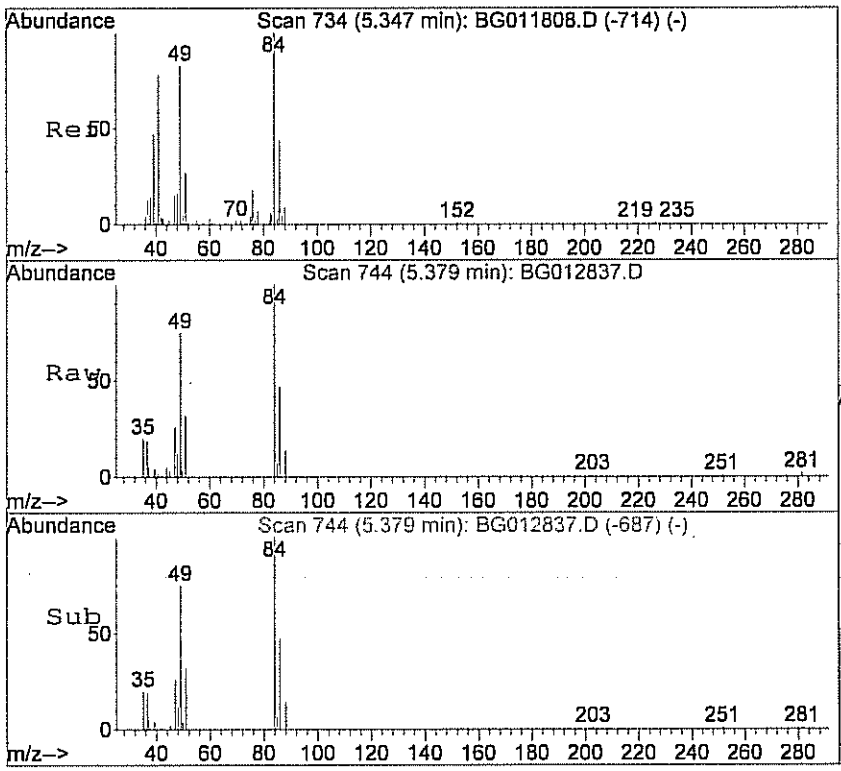

#16
Methylene chloride
Concen: 0.72 ppb
RT: 5.38 min Scan# 744
Delta R.T. 0.03 min
Lab File: BG012837.D
Acq: 29 Jan 2011 9:17 am

Tgt Ion: 84 Resp: 20347

Ion	Ratio	Lower	Upper
84	100		
49	106.9	82.7	122.7
86	56.7	35.7	75.7

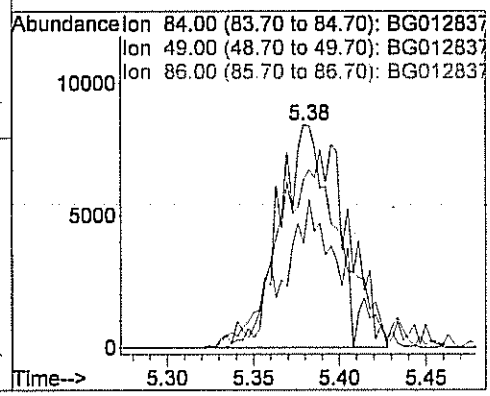

Centek Laboratories, LLC

Date: *22-Feb-11*

CLIENT:	Arcadis	**Client Sample ID:**	SS-VMP 3E
Lab Order:	C1101035	**Tag Number:**	193,405
Project:	Lockheed Martin NJ001014.0001	**Collection Date:**	1/24/2011
Lab ID:	C1101035-011A	**Matrix:**	AIR

Analyses	Result	**Limit	Qual	Units	DF	Date Analyzed
FIELD PARAMETERS		FLD				Analyst:
Lab Vacuum In	-11			"Hg		1/26/2011
Lab Vacuum Out	-30			"Hg		1/26/2011
1UG/M3 BY METHOD TO15		TO-15				Analyst: LL
1,1,1-Trichloroethane	< 0.15	0.15		ppbV	1	1/27/2011 9:46:00 AM
1,1,2,2-Tetrachloroethane	< 0.15	0.15		ppbV	1	1/27/2011 9:46:00 AM
1,1,2-Trichloroethane	< 0.15	0.15		ppbV	1	1/27/2011 9:46:00 AM
1,1-Dichloroethane	< 0.15	0.15		ppbV	1	1/27/2011 9:46:00 AM
1,1-Dichloroethene	< 0.15	0.15		ppbV	1	1/27/2011 9:46:00 AM
1,2,4-Trichlorobenzene	< 0.15	0.15		ppbV	1	1/27/2011 9:46:00 AM
1,2,4-Trimethylbenzene	1.0	0.15		ppbV	1	1/27/2011 9:46:00 AM
1,2-Dibromoethane	< 0.15	0.15		ppbV	1	1/27/2011 9:46:00 AM
1,2-Dichlorobenzene	< 0.15	0.15		ppbV	1	1/27/2011 9:46:00 AM
1,2-Dichloroethane	< 0.15	0.15		ppbV	1	1/27/2011 9:46:00 AM
1,2-Dichloropropane	< 0.15	0.15		ppbV	1	1/27/2011 9:46:00 AM
1,3,5-Trimethylbenzene	0.24	0.15		ppbV	1	1/27/2011 9:46:00 AM
1,3-butadiene	< 0.15	0.15		ppbV	1	1/27/2011 9:46:00 AM
1,3-Dichlorobenzene	< 0.15	0.15		ppbV	1	1/27/2011 9:46:00 AM
1,4-Dichlorobenzene	< 0.15	0.15		ppbV	1	1/27/2011 9:46:00 AM
1,4-Dioxane	< 0.30	0.30		ppbV	1	1/27/2011 9:46:00 AM
2,2,4-trimethylpentane	< 0.15	0.15		ppbV	1	1/27/2011 9:46:00 AM
4-ethyltoluene	0.23	0.15		ppbV	1	1/27/2011 9:46:00 AM
Acetone	2.9	1.5		ppbV	5	1/29/2011 9:52:00 AM
Allyl chloride	< 0.15	0.15		ppbV	1	1/27/2011 9:46:00 AM
Benzene	0.29	0.15		ppbV	1	1/27/2011 9:46:00 AM
Benzyl chloride	< 0.15	0.15		ppbV	1	1/27/2011 9:46:00 AM
Bromodichloromethane	< 0.15	0.15		ppbV	1	1/27/2011 9:46:00 AM
Bromoform	< 0.15	0.15		ppbV	1	1/27/2011 9:46:00 AM
Bromomethane	< 0.15	0.15		ppbV	1	1/27/2011 9:46:00 AM
Carbon disulfide	< 0.15	0.15		ppbV	1	1/27/2011 9:46:00 AM
Carbon tetrachloride	0.060	0.15	J	ppbV	1	1/27/2011 9:46:00 AM
Chlorobenzene	< 0.15	0.15		ppbV	1	1/27/2011 9:46:00 AM
Chloroethane	< 0.15	0.15		ppbV	1	1/27/2011 9:46:00 AM
Chloroform	< 0.15	0.15		ppbV	1	1/27/2011 9:46:00 AM
Chloromethane	0.38	0.15		ppbV	1	1/27/2011 9:46:00 AM
cis-1,2-Dichloroethene	< 0.15	0.15		ppbV	1	1/27/2011 9:46:00 AM
cis-1,3-Dichloropropene	< 0.15	0.15		ppbV	1	1/27/2011 9:46:00 AM
Cyclohexane	< 0.15	0.15		ppbV	1	1/27/2011 9:46:00 AM
Dibromochloromethane	< 0.15	0.15		ppbV	1	1/27/2011 9:46:00 AM
Ethyl acetate	< 0.25	0.25		ppbV	1	1/27/2011 9:46:00 AM

Qualifiers:

**	Reporting Limit	.	Results reported are not blank corrected
B	Analyte detected in the associated Method Blank	E	Value above quantitation range
H	Holding times for preparation or analysis exceeded	J	Analyte detected at or below quantitation limits
JN	Non-routine analyte. Quantitation estimated.	ND	Not Detected at the Reporting Limit
S	Spike Recovery outside accepted recovery limits		

Centek Laboratories, LLC

Date: *22-Feb-11*

CLIENT:	Arcadis	**Client Sample ID:**	SS-VMP 3E
Lab Order:	C1101035	**Tag Number:**	193,405
Project:	Lockheed Martin NJ001014.0001	**Collection Date:**	1/24/2011
Lab ID:	C1101035-011A	**Matrix:**	AIR

Analyses	Result	**Limit	Qual	Units	DF	Date Analyzed
1UG/M3 BY METHOD TO15		TO-15				Analyst: LL
Ethylbenzene	0.21	0.15		ppbV	1	1/27/2011 9:46:00 AM
Freon 11	0.24	0.15		ppbV	1	1/27/2011 9:46:00 AM
Freon 113	< 0.15	0.15		ppbV	1	1/27/2011 9:46:00 AM
Freon 114	< 0.15	0.15		ppbV	1	1/27/2011 9:46:00 AM
Freon 12	0.45	0.15		ppbV	1	1/27/2011 9:46:00 AM
Heptane	2.8	0.75		ppbV	5	1/29/2011 9:52:00 AM
Hexachloro-1,3-butadiene	< 0.15	0.15		ppbV	1	1/27/2011 9:46:00 AM
Hexane	0.51	0.15		ppbV	1	1/27/2011 9:46:00 AM
Isopropyl alcohol	6.0	0.75		ppbV	5	1/29/2011 9:52:00 AM
m&p-Xylene	0.47	0.30		ppbV	1	1/27/2011 9:46:00 AM
Methyl Butyl Ketone	< 0.30	0.30		ppbV	1	1/27/2011 9:46:00 AM
Methyl Ethyl Ketone	< 0.30	0.30		ppbV	1	1/27/2011 9:46:00 AM
Methyl Isobutyl Ketone	< 0.30	0.30		ppbV	1	1/27/2011 9:46:00 AM
Methyl tert-butyl ether	< 0.15	0.15		ppbV	1	1/27/2011 9:46:00 AM
Methylene chloride	1.7	0.15		ppbV	1	1/27/2011 9:46:00 AM
o-Xylene	0.14	0.15	J	ppbV	1	1/27/2011 9:46:00 AM
Propylene	< 0.15	0.15		ppbV	1	1/27/2011 9:46:00 AM
Styrene	0.25	0.15		ppbV	1	1/27/2011 9:46:00 AM
Tetrachloroethylene	0.17	0.15		ppbV	1	1/27/2011 9:46:00 AM
Tetrahydrofuran	< 0.15	0.15		ppbV	1	1/27/2011 9:46:00 AM
Toluene	1.5	0.15		ppbV	1	1/27/2011 9:46:00 AM
trans-1,2-Dichloroethene	< 0.15	0.15		ppbV	1	1/27/2011 9:46:00 AM
trans-1,3-Dichloropropene	< 0.15	0.15		ppbV	1	1/27/2011 9:46:00 AM
Trichloroethene	0.24	0.15		ppbV	1	1/27/2011 9:46:00 AM
Vinyl acetate	< 0.15	0.15		ppbV	1	1/27/2011 9:46:00 AM
Vinyl Bromide	< 0.15	0.15		ppbV	1	1/27/2011 9:46:00 AM
Vinyl chloride	< 0.15	0.15		ppbV	1	1/27/2011 9:46:00 AM
Surr: Bromofluorobenzene	98.0	70-130		%REC	1	1/27/2011 9:46:00 AM

Qualifiers:

**	Reporting Limit	.	Results reported are not blank corrected
B	Analyte detected in the associated Method Blank	E	Value above quantitation range
H	Holding times for preparation or analysis exceeded	J	Analyte detected at or below quantitation limits
JN	Non-routine analyte. Quantitation estimated.	ND	Not Detected at the Reporting Limit
S	Spike Recovery outside accepted recovery limits		

Centek Laboratories, LLC

Date: *22-Feb-11*

CLIENT:	Arcadis	**Client Sample ID:**	SS-VMP 3E
Lab Order:	C1101035	**Tag Number:**	193,405
Project:	Lockheed Martin NJ001014.0001	**Collection Date:**	1/24/2011
Lab ID:	C1101035-011A	**Matrix:**	AIR

Analyses	Result	**Limit	Qual	Units	DF	Date Analyzed
1UG/M3 BY METHOD TO15		**TO-15**				Analyst: LL
1,1,1-Trichloroethane	< 0.83	0.83		ug/m3	1	1/27/2011 9:46:00 AM
1,1,2,2-Tetrachloroethane	< 1.0	1.0		ug/m3	1	1/27/2011 9:46:00 AM
1,1,2-Trichloroethane	< 0.83	0.83		ug/m3	1	1/27/2011 9:46:00 AM
1,1-Dichloroethane	< 0.62	0.62		ug/m3	1	1/27/2011 9:46:00 AM
1,1-Dichloroethene	< 0.60	0.60		ug/m3	1	1/27/2011 9:46:00 AM
1,2,4-Trichlorobenzene	< 1.1	1.1		ug/m3	1	1/27/2011 9:46:00 AM
1,2,4-Trimethylbenzene	5.1	0.75		ug/m3	1	1/27/2011 9:46:00 AM
1,2-Dibromoethane	< 1.2	1.2		ug/m3	1	1/27/2011 9:46:00 AM
1,2-Dichlorobenzene	< 0.92	0.92		ug/m3	1	1/27/2011 9:46:00 AM
1,2-Dichloroethane	< 0.62	0.62		ug/m3	1	1/27/2011 9:46:00 AM
1,2-Dichloropropane	< 0.70	0.70		ug/m3	1	1/27/2011 9:46:00 AM
1,3,5-Trimethylbenzene	1.2	0.75		ug/m3	1	1/27/2011 9:46:00 AM
1,3-butadiene	< 0.34	0.34		ug/m3	1	1/27/2011 9:46:00 AM
1,3-Dichlorobenzene	< 0.92	0.92		ug/m3	1	1/27/2011 9:46:00 AM
1,4-Dichlorobenzene	< 0.92	0.92		ug/m3	1	1/27/2011 9:46:00 AM
1,4-Dioxane	< 1.1	1.1		ug/m3	1	1/27/2011 9:46:00 AM
2,2,4-trimethylpentane	< 0.71	0.71		ug/m3	1	1/27/2011 9:46:00 AM
4-ethyltoluene	1.1	0.75		ug/m3	1	1/27/2011 9:46:00 AM
Acetone	6.9	3.6		ug/m3	5	1/29/2011 9:52:00 AM
Allyl chloride	< 0.48	0.48		ug/m3	1	1/27/2011 9:46:00 AM
Benzene	0.94	0.49		ug/m3	1	1/27/2011 9:46:00 AM
Benzyl chloride	< 0.88	0.88		ug/m3	1	1/27/2011 9:46:00 AM
Bromodichloromethane	< 1.0	1.0		ug/m3	1	1/27/2011 9:46:00 AM
Bromoform	< 1.6	1.6		ug/m3	1	1/27/2011 9:46:00 AM
Bromomethane	< 0.59	0.59		ug/m3	1	1/27/2011 9:46:00 AM
Carbon disulfide	< 0.47	0.47		ug/m3	1	1/27/2011 9:46:00 AM
Carbon tetrachloride	0.38	0.96	J	ug/m3	1	1/27/2011 9:46:00 AM
Chlorobenzene	< 0.70	0.70		ug/m3	1	1/27/2011 9:46:00 AM
Chloroethane	< 0.40	0.40		ug/m3	1	1/27/2011 9:46:00 AM
Chloroform	< 0.74	0.74		ug/m3	1	1/27/2011 9:46:00 AM
Chloromethane	0.80	0.31		ug/m3	1	1/27/2011 9:46:00 AM
cis-1,2-Dichloroethene	< 0.60	0.60		ug/m3	1	1/27/2011 9:46:00 AM
cis-1,3-Dichloropropene	< 0.69	0.69		ug/m3	1	1/27/2011 9:46:00 AM
Cyclohexane	< 0.52	0.52		ug/m3	1	1/27/2011 9:46:00 AM
Dibromochloromethane	< 1.3	1.3		ug/m3	1	1/27/2011 9:46:00 AM
Ethyl acetate	< 0.92	0.92		ug/m3	1	1/27/2011 9:46:00 AM
Ethylbenzene	0.93	0.66		ug/m3	1	1/27/2011 9:46:00 AM
Freon 11	1.4	0.86		ug/m3	1	1/27/2011 9:46:00 AM
Freon 113	< 1.2	1.2		ug/m3	1	1/27/2011 9:46:00 AM
Freon 114	< 1.1	1.1		ug/m3	1	1/27/2011 9:46:00 AM

Qualifiers:

**	Reporting Limit	.	Results reported are not blank corrected
B	Analyte detected in the associated Method Blank	E	Value above quantitation range
H	Holding times for preparation or analysis exceeded	J	Analyte detected at or below quantitation limits
JN	Non-routine analyte. Quantitation estimated.	ND	Not Detected at the Reporting Limit
S	Spike Recovery outside accepted recovery limits		

Centek Laboratories, LLC

Date: *22-Feb-11*

CLIENT:	Arcadis	**Client Sample ID:**	SS-VMP 3E
Lab Order:	C1101035	**Tag Number:**	193,405
Project:	Lockheed Martin NJ001014.0001	**Collection Date:**	1/24/2011
Lab ID:	C1101035-011A	**Matrix:**	AIR

Analyses	Result	**Limit	Qual	Units	DF	Date Analyzed
1UG/M3 BY METHOD TO15		TO-15				Analyst: LL
Freon 12	2.3	0.75		ug/m3	1	1/27/2011 9:46:00 AM
Heptane	12	3.1		ug/m3	5	1/29/2011 9:52:00 AM
Hexachloro-1,3-butadiene	< 1.6	1.6		ug/m3	1	1/27/2011 9:46:00 AM
Hexane	1.8	0.54		ug/m3	1	1/27/2011 9:46:00 AM
Isopropyl alcohol	15	1.9		ug/m3	5	1/29/2011 9:52:00 AM
m&p-Xylene	2.1	1.3		ug/m3	1	1/27/2011 9:46:00 AM
Methyl Butyl Ketone	< 1.2	1.2		ug/m3	1	1/27/2011 9:46:00 AM
Methyl Ethyl Ketone	< 0.90	0.90		ug/m3	1	1/27/2011 9:46:00 AM
Methyl Isobutyl Ketone	< 1.2	1.2		ug/m3	1	1/27/2011 9:46:00 AM
Methyl tert-butyl ether	< 0.55	0.55		ug/m3	1	1/27/2011 9:46:00 AM
Methylene chloride	5.9	0.53		ug/m3	1	1/27/2011 9:46:00 AM
o-Xylene	0.62	0.66	J	ug/m3	1	1/27/2011 9:46:00 AM
Propylene	< 0.26	0.26		ug/m3	1	1/27/2011 9:46:00 AM
Styrene	1.1	0.65		ug/m3	1	1/27/2011 9:46:00 AM
Tetrachloroethylene	1.2	1.0		ug/m3	1	1/27/2011 9:46:00 AM
Tetrahydrofuran	< 0.45	0.45		ug/m3	1	1/27/2011 9:46:00 AM
Toluene	5.8	0.57		ug/m3	1	1/27/2011 9:46:00 AM
trans-1,2-Dichloroethene	< 0.60	0.60		ug/m3	1	1/27/2011 9:46:00 AM
trans-1,3-Dichloropropene	< 0.69	0.69		ug/m3	1	1/27/2011 9:46:00 AM
Trichloroethene	1.3	0.82		ug/m3	1	1/27/2011 9:46:00 AM
Vinyl acetate	< 0.54	0.54		ug/m3	1	1/27/2011 9:46:00 AM
Vinyl Bromide	< 0.67	0.67		ug/m3	1	1/27/2011 9:46:00 AM
Vinyl chloride	< 0.39	0.39		ug/m3	1	1/27/2011 9:46:00 AM

Qualifiers:

**	Reporting Limit	.	Results reported are not blank corrected
B	Analyte detected in the associated Method Blank	E	Value above quantitation range
H	Holding times for preparation or analysis exceeded	J	Analyte detected at or below quantitation limits
JN	Non-routine analyte. Quantitation estimated.	ND	Not Detected at the Reporting Limit
S	Spike Recovery outside accepted recovery limits		

Quantitation Report (QT Reviewed)

Data File : C:\MSDCHEM\1\DATA\BG012639.D Vial: 29
Acq On : 27 Jan 2011 9:46 am Operator: LL
Sample : C1101035-011A Inst : MSD #2
Misc : 1ugm3 & 0.25TCE,CT,VNCL Sample Multiplr: 1.00
MS Integration Params: RTEINT.P
Quant Time: Jan 31 14:05:48 2011 Quant Results File: B118_1UG.RES

Quant Method : C:\MSDCHEM\1\METHODS\B118_1UG.M (RTE Integrator)
Title : TO-15 VOA Standards for 5 point calibration
Last Update : Wed Jan 26 14:01:48 2011
Response via : Initial Calibration
DataAcq Meth : B118_1UG

Internal Standards	R.T.	QIon	Response	Conc	Units		Dev(Min)
1) Bromochloromethane	7.88	128	14110	1.00	ppb		0.02
30) 1,4-difluorobenzene	10.20	114	45526	1.00	ppb		0.02
44) Chlorobenzene-d5	14.98	117	37390	1.00	ppb		0.00
System Monitoring Compounds							
57) Bromofluorobenzene	16.52	95	19697	0.98	ppb		0.00
Spiked Amount 1.000	Range 70 - 130		Recovery = 98.00%				
Target Compounds							Qvalue
3) Freon 12	3.13	85	38447	0.45	ppb		93
4) Chloromethane	3.28	50	11959	0.38	ppb		79
11) Freon 11	4.34	101	19627	0.24	ppb		94
12) Acetone	4.75	58	30968m	3.27	ppb		
13) Isopropyl alcohol	4.81	45	111949	6.51	ppb	#	49
16) Methylene chloride	5.36	84	36433	1.68	ppb	#	78
25) Hexane	7.07	41	12914m	0.51	ppb		
33) Carbon tetrachloride	9.41	117	6099m	0.06	ppb		
34) Benzene	9.41	78	19123	0.29	ppb		88
37) Heptane	10.75	43	138084	5.72	ppb		97
38) Trichloroethene	10.86	130	9352m	0.24	ppb		
45) Toluene	13.08	92	41653	1.52	ppb		85
50) Tetrachloroethylene	14.08	164	5352	0.17	ppb		85
52) Ethylbenzene	15.28	91	8903	0.21	ppb		75
53) m&p-xylene	15.44	91	19072	0.47	ppb		95
54) Styrene	15.87	104	6081	0.25	ppb	#	43
56) o-xylene	15.90	91	6019	0.14	ppb		97
59) 4-ethyltoluene	17.07	105	10722	0.23	ppb		80
60) 1,3,5-trimethylbenzene	17.12	105	9306	0.24	ppb		91
61) 1,2,4-trimethylbenzene	17.53	105	26532	1.03	ppb		81

(#) = qualifier out of range (m) = manual integration (+) = signals summed

Quantitation Report (QT Reviewed)

Data File : C:\MSDCHEM\1\DATA\BG012639.D Vial: 29
Acq On : 27 Jan 2011 9:46 am Operator: LL
Sample : C1101035-011A Inst : MSD #2
Misc : 1ugm3 & 0.25TCE,CT,VNCL Sample Multiplr: 1.00
MS Integration Params: RTEINT.P
Quant Time: Jan 31 14:12 2011 Quant Results File: B118_1UG.RES

Method : C:\MSDCHEM\1\METHODS\B118_1UG.M (RTE Integrator)
Title : TO-15 VOA Standards for 5 point calibration
Last Update : Tue Feb 01 16:05:43 2011
Response via : Initial Calibration

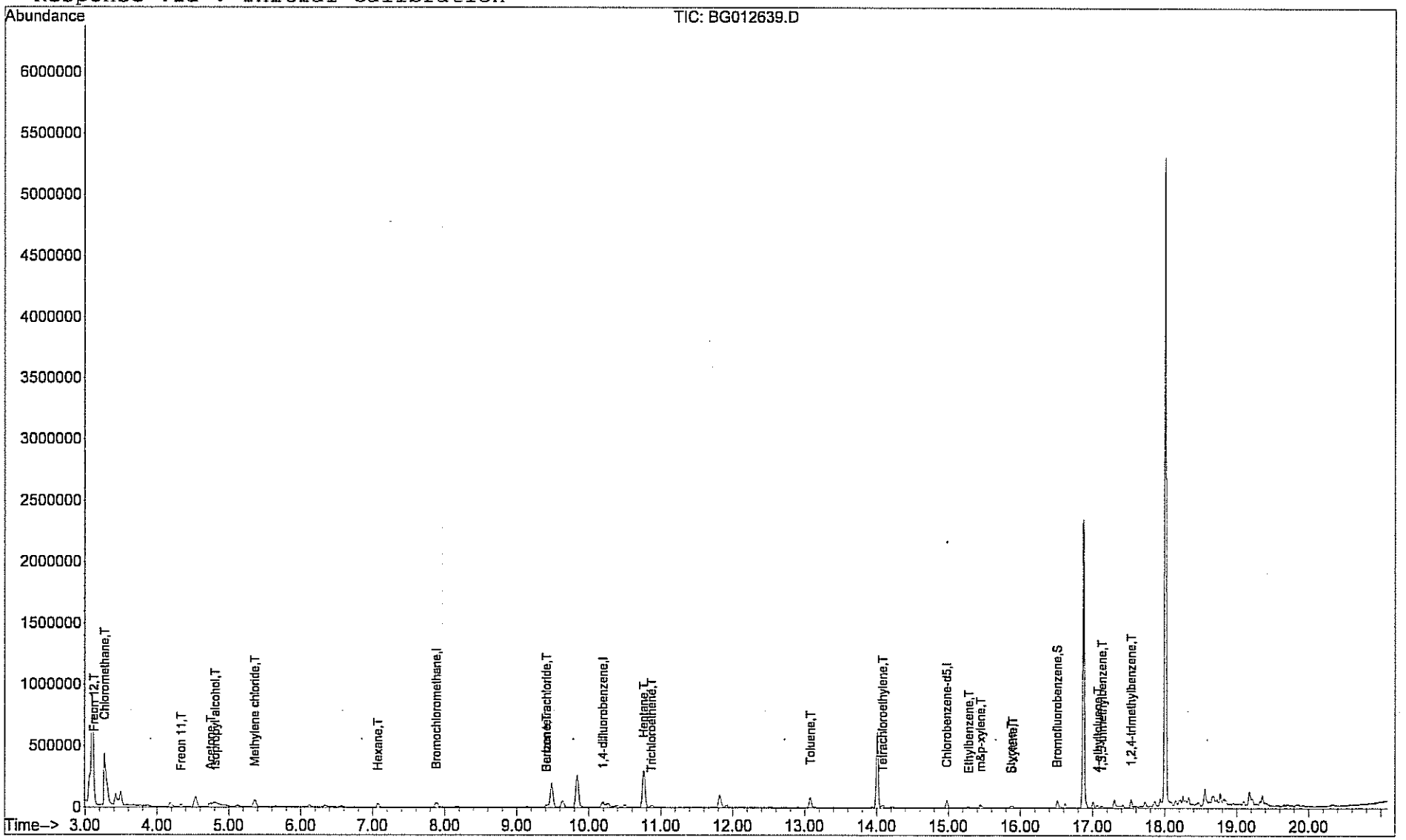

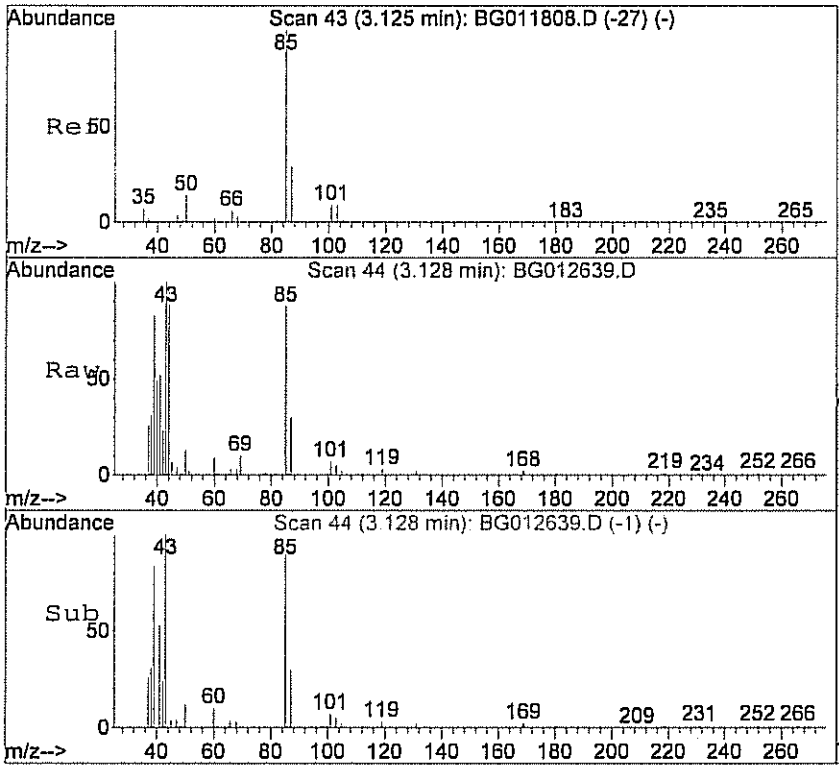

#3
Freon 12
Concen: 0.45 ppb
RT: 3.13 min Scan# 44
Delta R.T. 0.00 min
Lab File: BG012639.D
Acq: 27 Jan 2011 9:46 am

Tgt Ion: 85 Resp: 38447

Ion	Ratio	Lower	Upper
85	100		
87	38.2	14.1	54.1

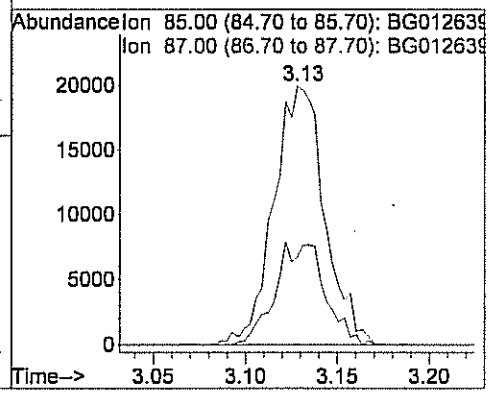

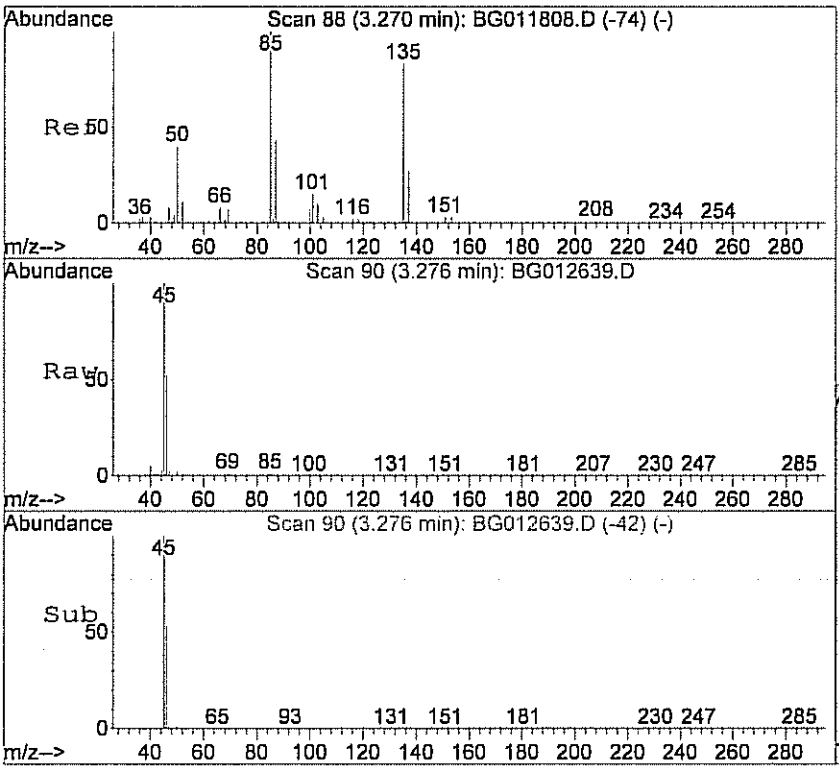

#4
Chloromethane
Concen: 0.38 ppb
RT: 3.28 min Scan# 90
Delta R.T. 0.00 min
Lab File: BG012639.D
Acq: 27 Jan 2011 9:46 am

Tgt Ion: 50 Resp: 11959

Ion	Ratio	Lower	Upper
50	100		
52	25.7	0.0	36.8

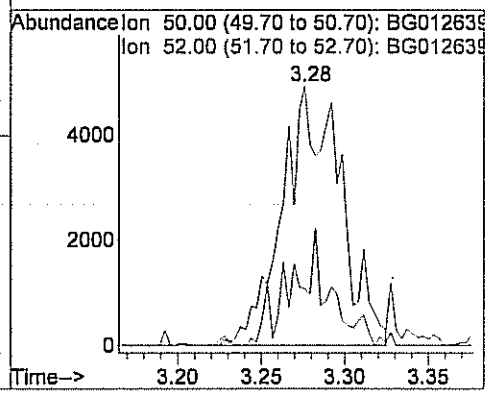

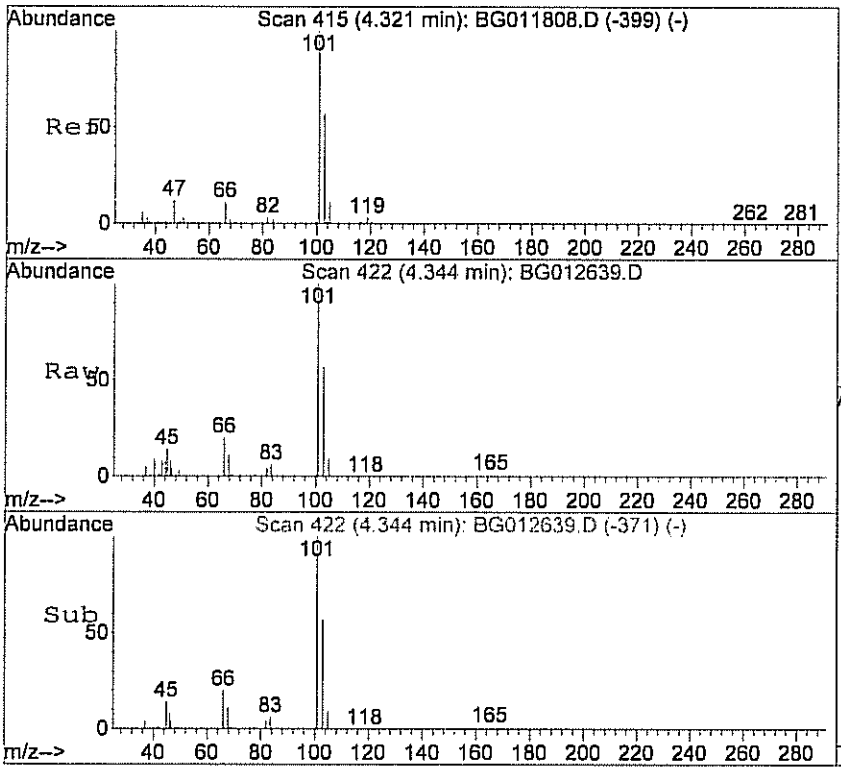

#11
Freon 11
Concen: 0.24 ppb
RT: 4.34 min Scan# 422
Delta R.T. 0.01 min
Lab File: BG012639.D
Acq: 27 Jan 2011 9:46 am

Tgt Ion:101 Resp: 19627

Ion	Ratio	Lower	Upper
101	100		
103	64.5	49.2	89.2
105	10.6	0.0	27.9

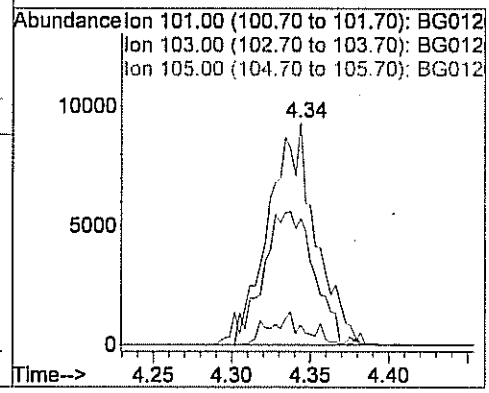

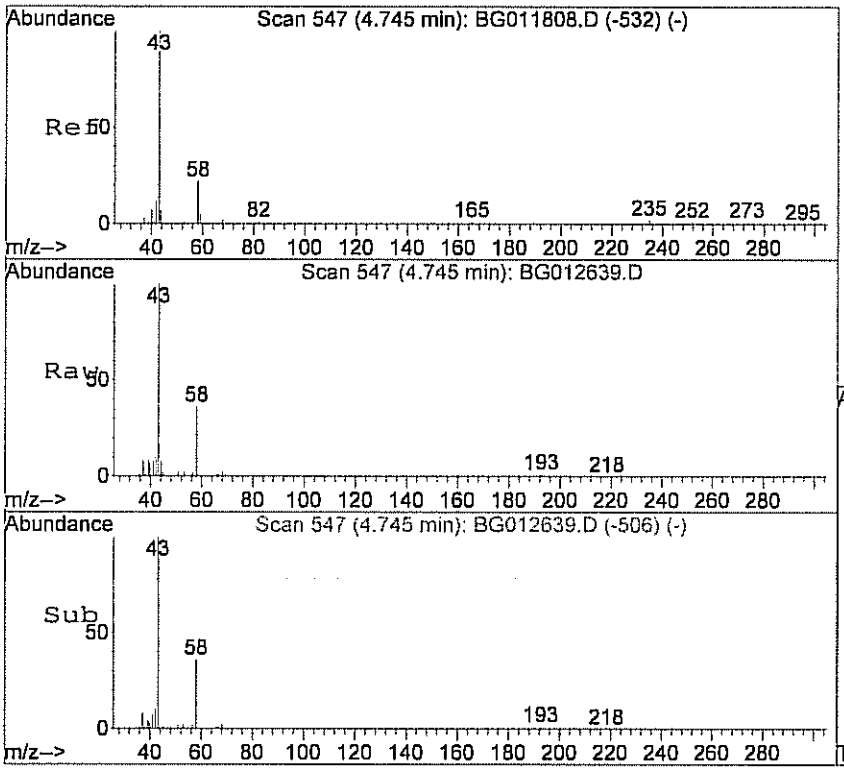

#12
Acetone
Concen: 3.27 ppb m
RT: 4.75 min Scan# 547
Delta R.T. -0.02 min
Lab File: BG012639.D
Acq: 27 Jan 2011 9:46 am

Tgt Ion: 58 Resp: 30968

Ion	Ratio	Lower	Upper
58	100		
43	371.2	148.4	208.4#

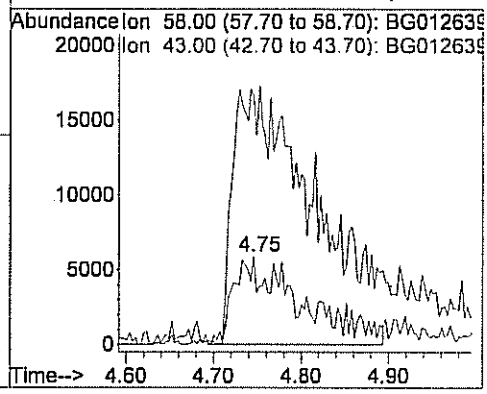

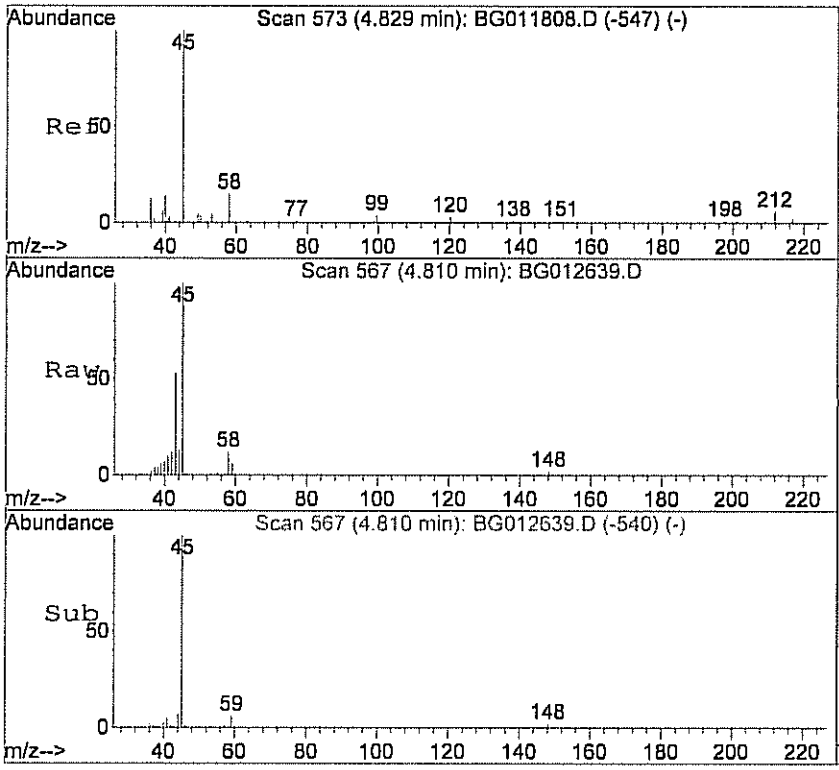

#13
Isopropyl alcohol
Concen: 6.51 ppb
RT: 4.81 min Scan# 567
Delta R.T. -0.06 min
Lab File: BG012639.D
Acq: 27 Jan 2011 9:46 am

Tgt Ion: 45 Resp: 111949

Ion	Ratio	Lower	Upper
45	100		
43	0.0	6.2	46.2#

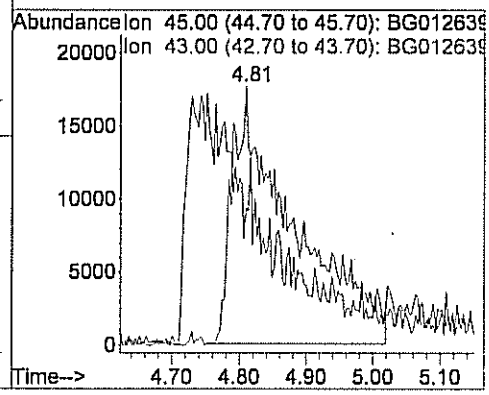

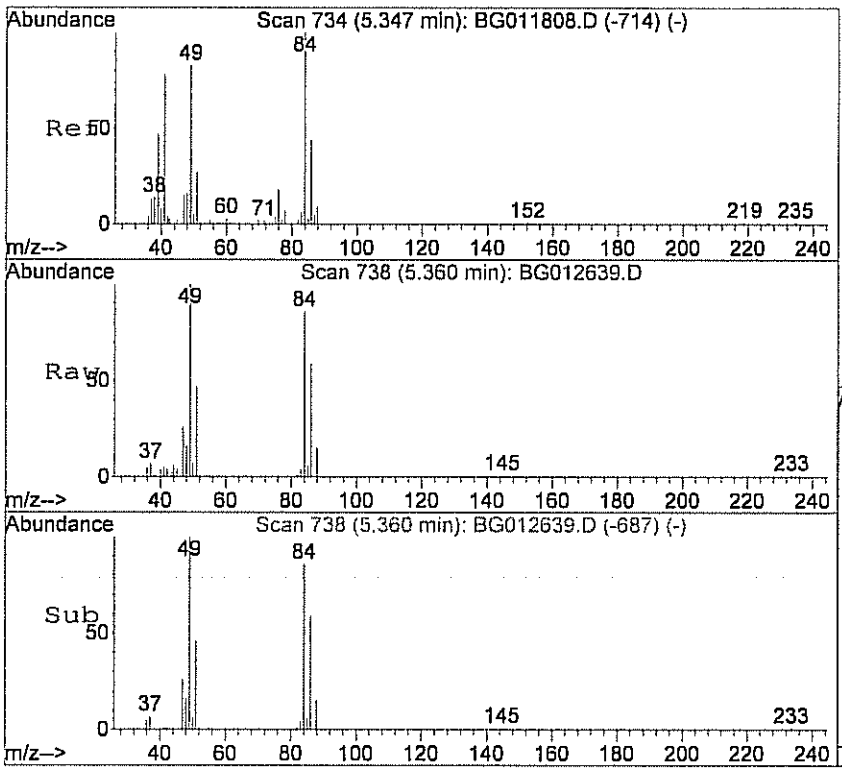

#16
Methylene chloride
Concen: 1.68 ppb
RT: 5.36 min Scan# 738
Delta R.T. 0.01 min
Lab File: BG012639.D
Acq: 27 Jan 2011 9:46 am

Tgt Ion: 84 Resp: 36433

Ion	Ratio	Lower	Upper
84	100		
49	127.8	82.7	122.7#
86	68.7	35.7	75.7

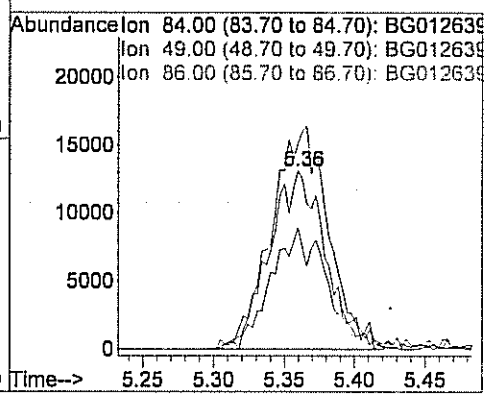

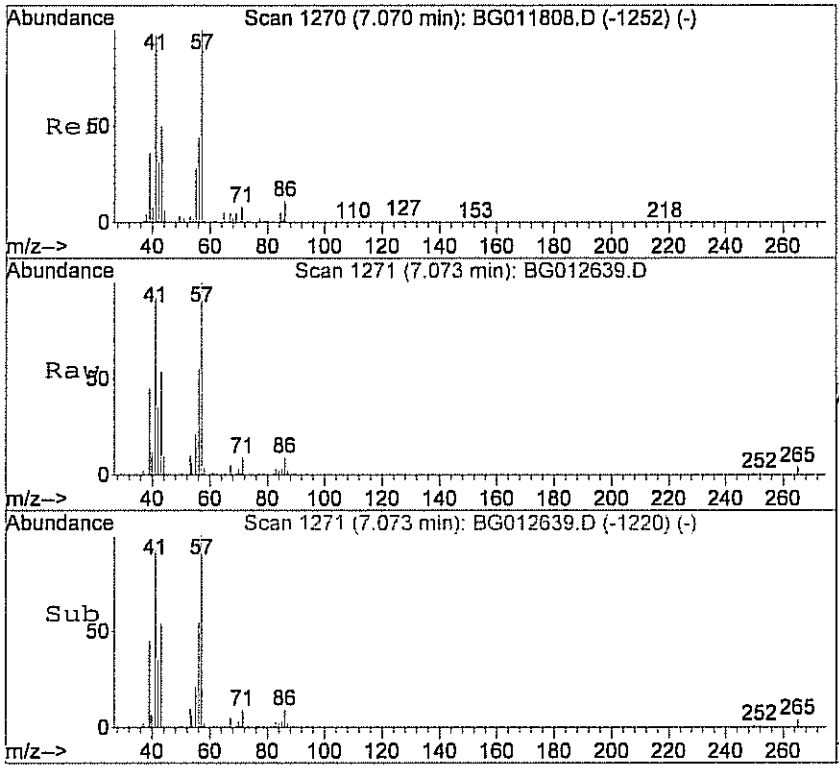

#25
Hexane
Concen: 0.51 ppb m
RT: 7.07 min Scan# 1271
Delta R.T. 0.01 min
Lab File: BG012639.D
Acq: 27 Jan 2011 9:46 am

Tgt Ion: 41 Resp: 12914

Ion	Ratio	Lower	Upper
41	100		
57	104.5	67.3	107.3
43	79.0	22.9	62.9#

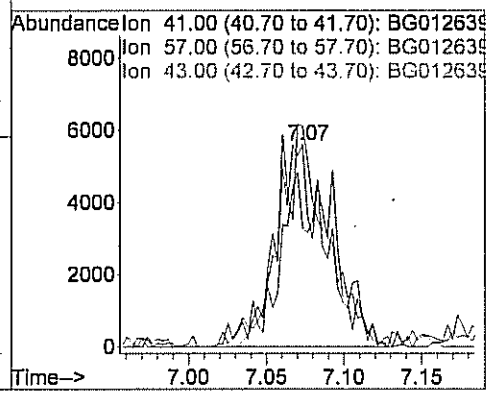

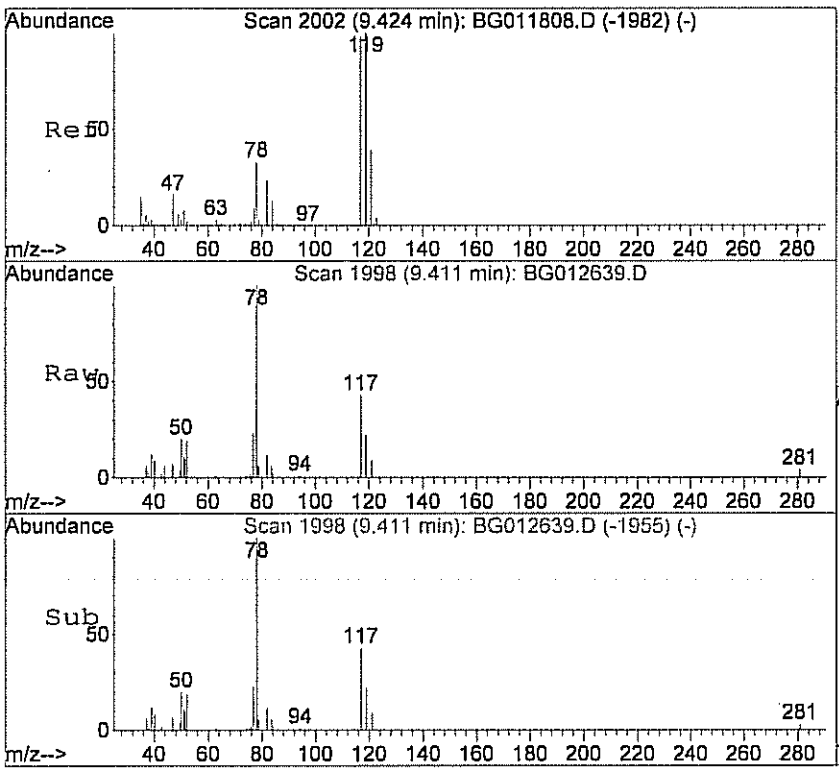

#33
Carbon tetrachloride
Concen: 0.06 ppb m
RT: 9.41 min Scan# 1998
Delta R.T. -0.01 min
Lab File: BG012639.D
Acq: 27 Jan 2011 9:46 am

Tgt Ion:117 Resp: 6099

Ion	Ratio	Lower	Upper
117	100		
119	93.6	64.1	104.1

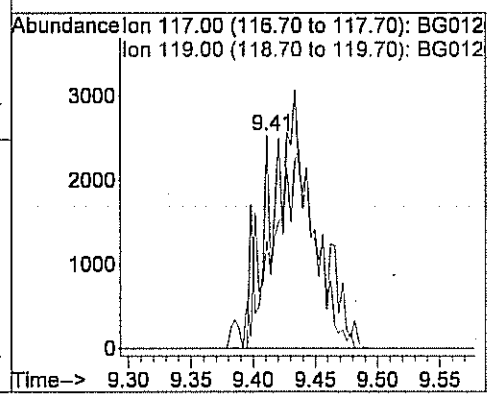

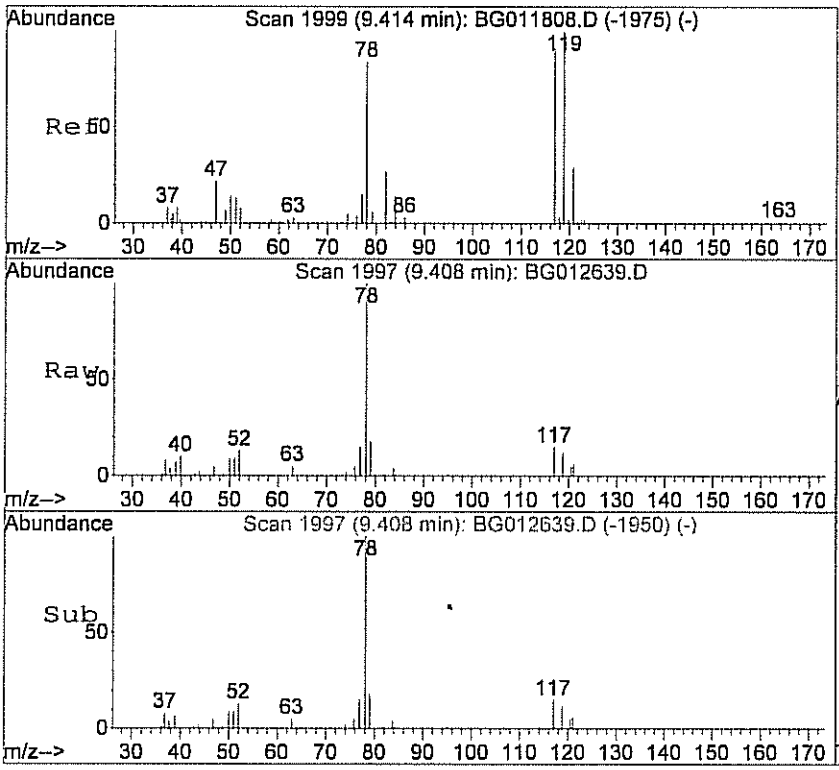

#34
Benzene
Concen: 0.29 ppb
RT: 9.41 min Scan# 1997
Delta R.T. -0.00 min
Lab File: BG012639.D
Acq: 27 Jan 2011 9:46 am

Tgt Ion: 78 Resp: 19123

Ion	Ratio	Lower	Upper
78	100		
77	18.5	2.4	42.4
51	11.5	0.0	38.9

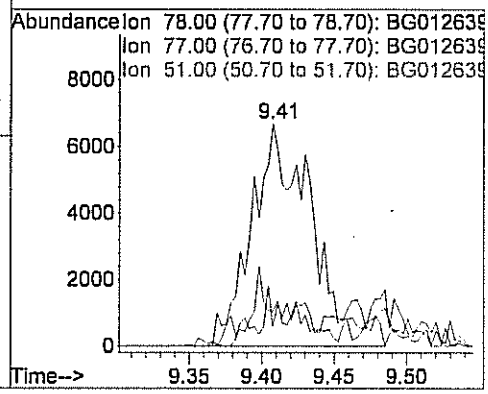

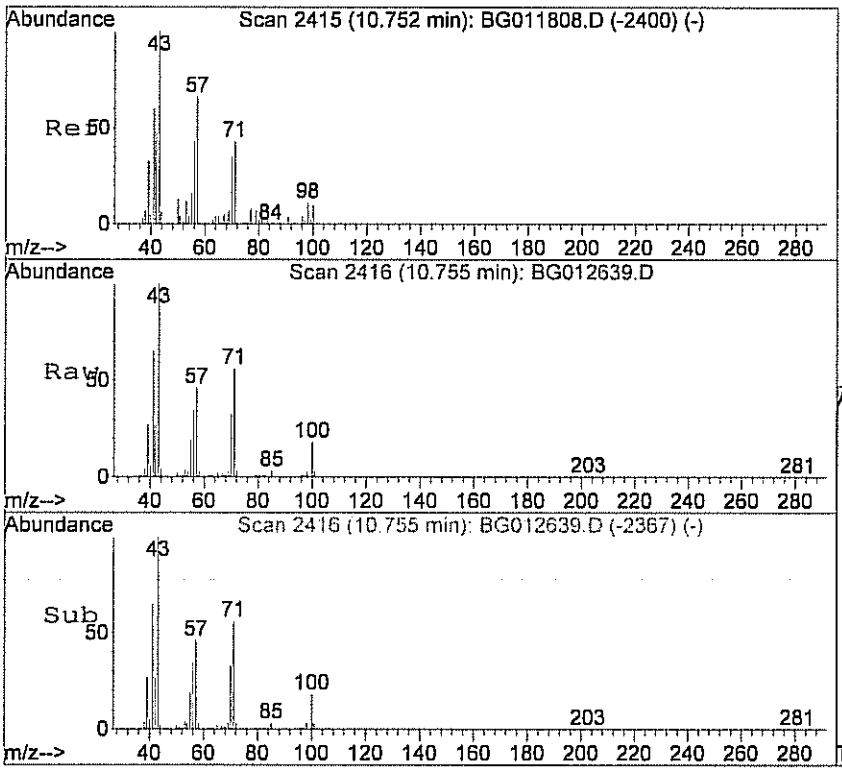

#37
Heptane
Concen: 5.72 ppb
RT: 10.75 min Scan# 2416
Delta R.T. 0.01 min
Lab File: BG012639.D
Acq: 27 Jan 2011 9:46 am

Tgt Ion: 43 Resp: 138084

Ion	Ratio	Lower	Upper
43	100		
57	55.9	40.1	80.1
71	60.5	41.4	81.4

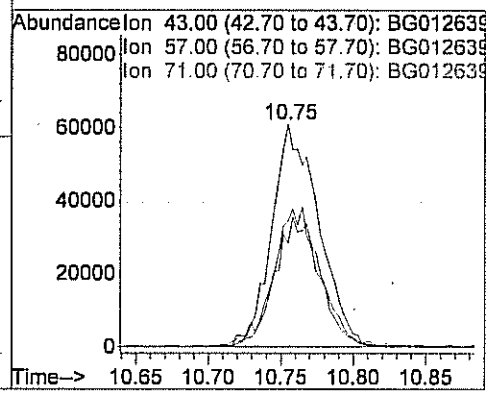

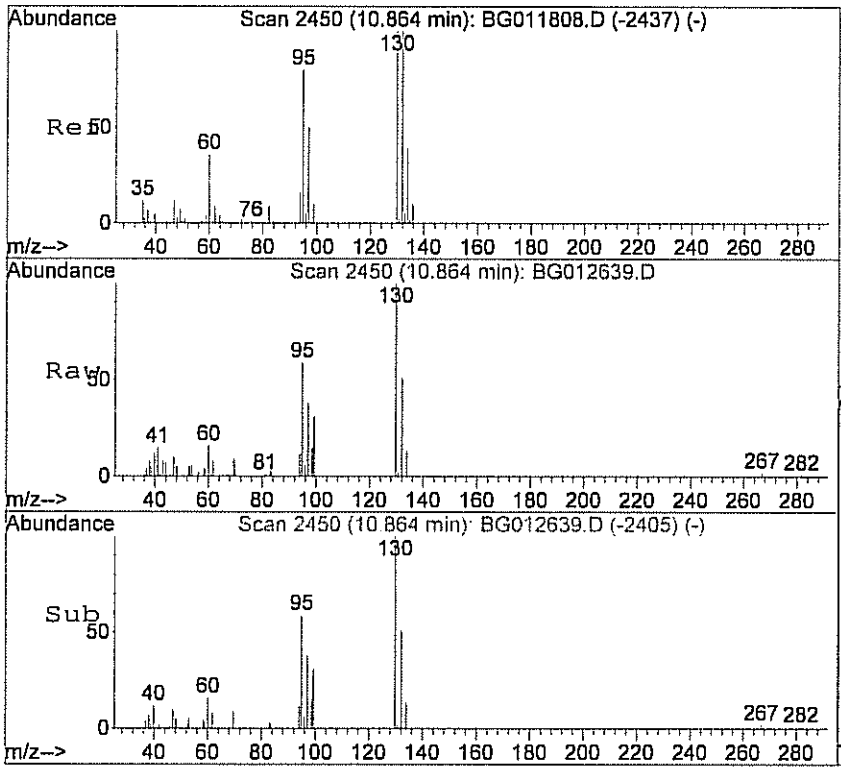

#38
Trichloroethene
Concen: 0.24 ppb m
RT: 10.86 min Scan# 2450
Delta R.T. -0.01 min
Lab File: BG012639.D
Acq: 27 Jan 2011 9:46 am

Tgt Ion:130 Resp: 9352

Ion	Ratio	Lower	Upper
130	100		
132	86.9	63.9	103.9
95	77.3	53.8	93.8

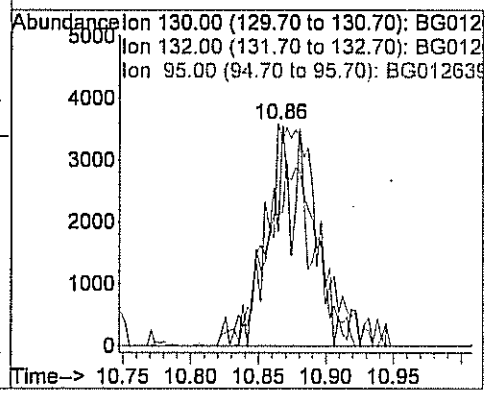

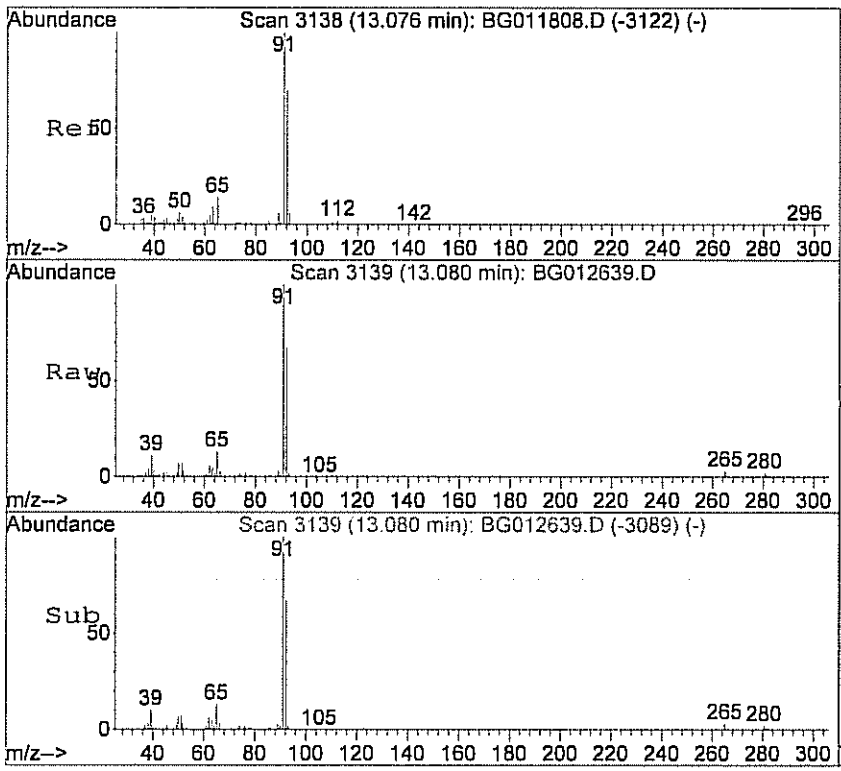

#45
Toluene
Concen: 1.52 ppb
RT: 13.08 min Scan# 3139
Delta R.T. 0.01 min
Lab File: BG012639.D
Acq: 27 Jan 2011 9:46 am

Tgt Ion: 92 Resp: 41653

Ion	Ratio	Lower	Upper
92	100		
91	160.2	121.5	161.5

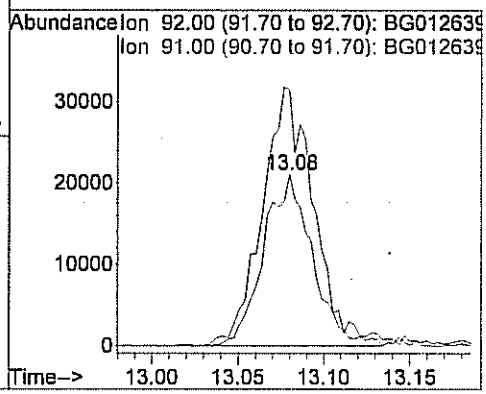

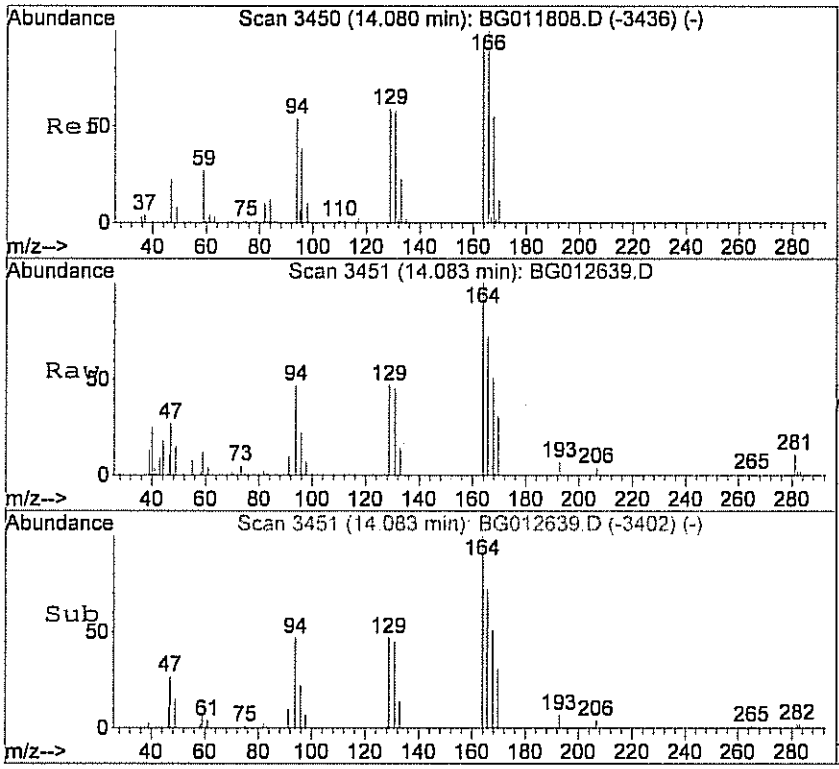

#50
Tetrachloroethylene
Concen: 0.17 ppb
RT: 14.08 min Scan# 3451
Delta R.T. 0.01 min
Lab File: BG012639.D
Acq: 27 Jan 2011 9:46 am

Tgt Ion:164 Resp: 5352

Ion	Ratio	Lower	Upper
164	100		
166	112.3	110.1	150.1

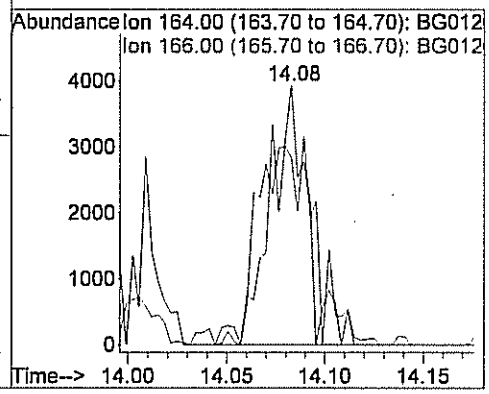

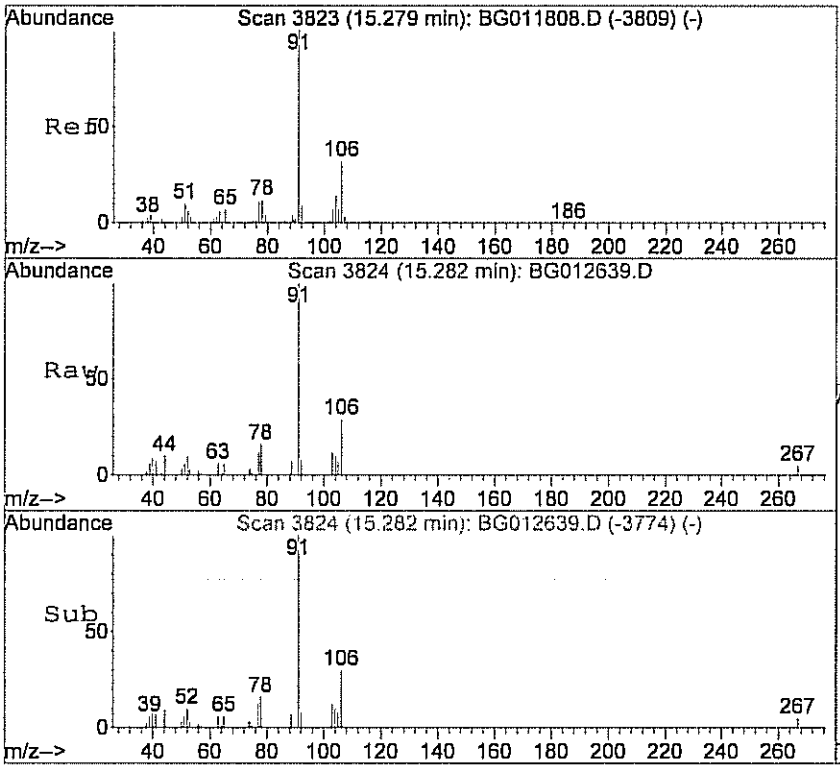

#52
Ethylbenzene
Concen: 0.21 ppb
RT: 15.28 min Scan# 3824
Delta R.T. 0.01 min
Lab File: BG012639.D
Acq: 27 Jan 2011 9:46 am

Tgt Ion: 91 Resp: 8903

Ion	Ratio	Lower	Upper
91	100		
106	25.2	21.0	61.0

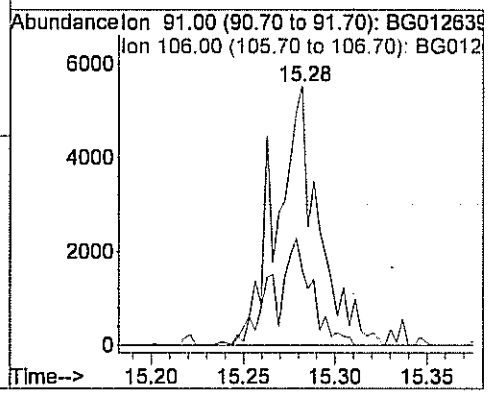

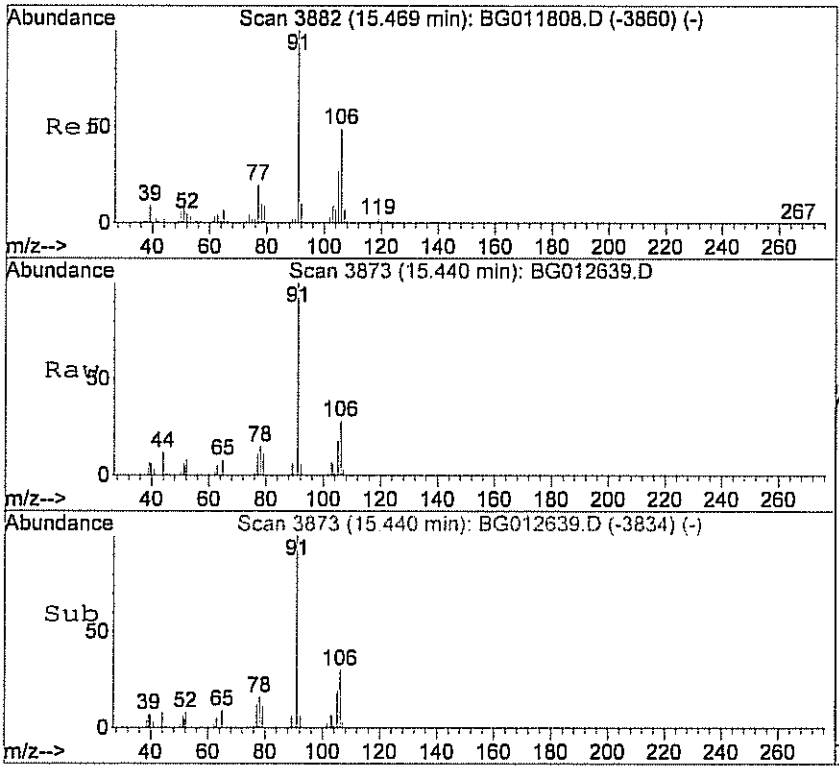

#53
m&p-xylene
Concen: 0.47 ppb
RT: 15.44 min Scan# 3873
Delta R.T. -0.03 min
Lab File: BG012639.D
Acq: 27 Jan 2011 9:46 am

Tgt Ion: 91 Resp: 19072

Ion	Ratio	Lower	Upper
91	100		
106	57.9	34.5	74.5

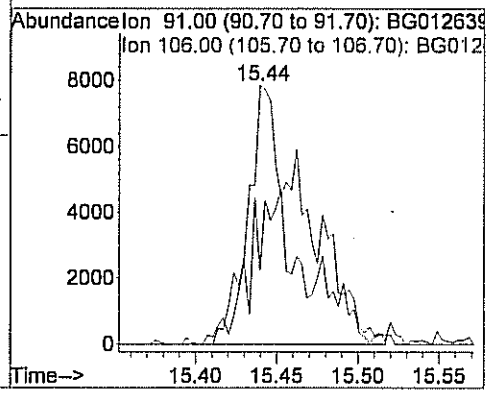

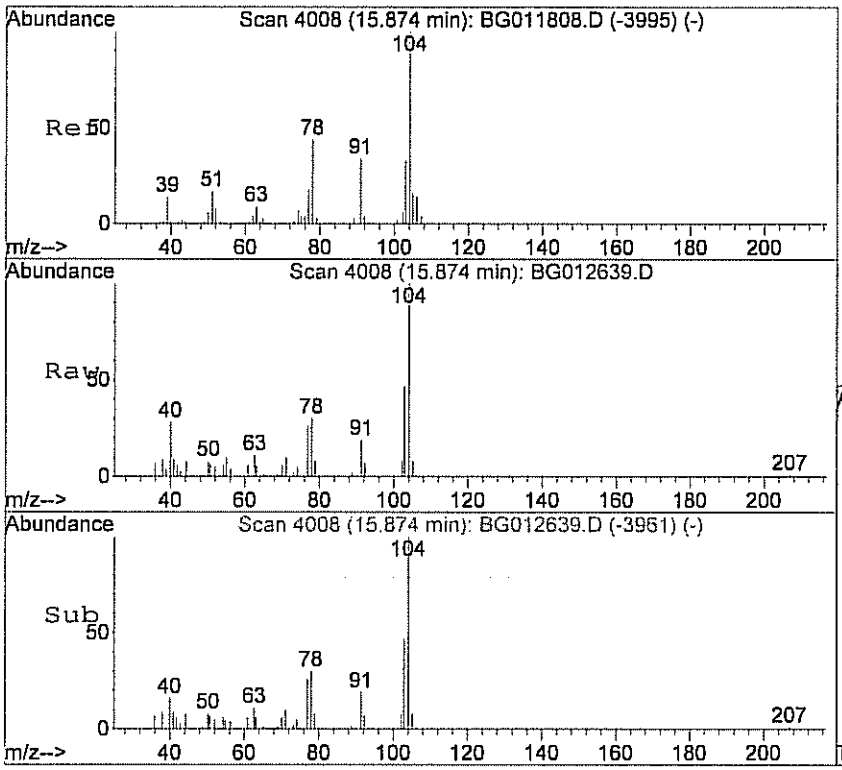

#54
Styrene
Concen: 0.25 ppb
RT: 15.87 min Scan# 4008
Delta R.T. -0.00 min
Lab File: BG012639.D
Acq: 27 Jan 2011 9:46 am

Tgt Ion:104 Resp: 6081

Ion	Ratio	Lower	Upper
104	100		
78	65.1	13.1	53.1#

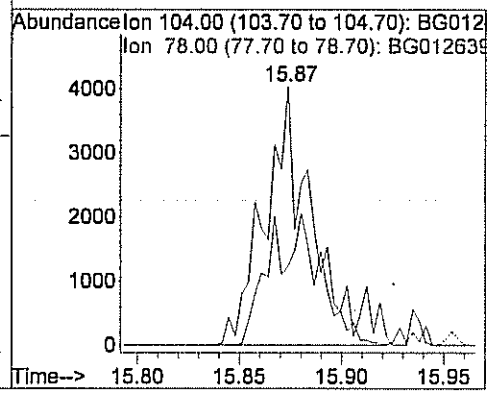

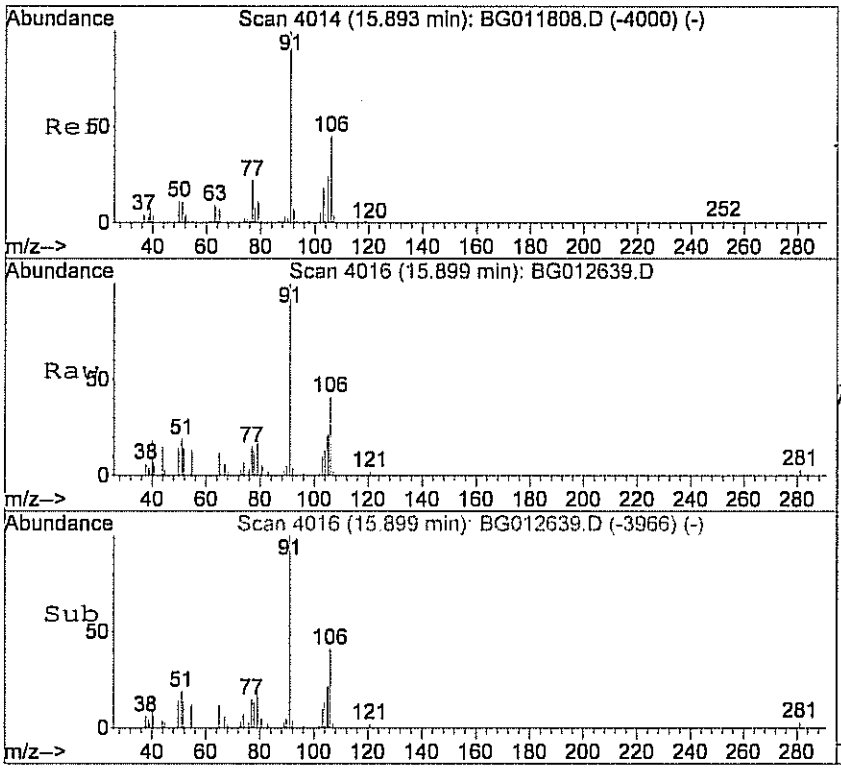

#56
o-xylene
Concen: 0.14 ppb
RT: 15.90 min Scan# 4016
Delta R.T. 0.01 min
Lab File: BG012639.D
Acq: 27 Jan 2011 9:46 am

Tgt Ion: 91 Resp: 6019

Ion	Ratio	Lower	Upper
91	100		
106	53.2	30.8	70.8

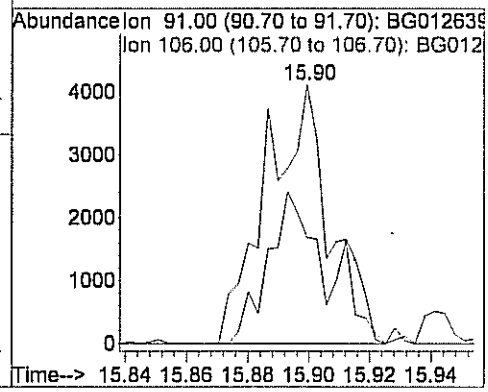

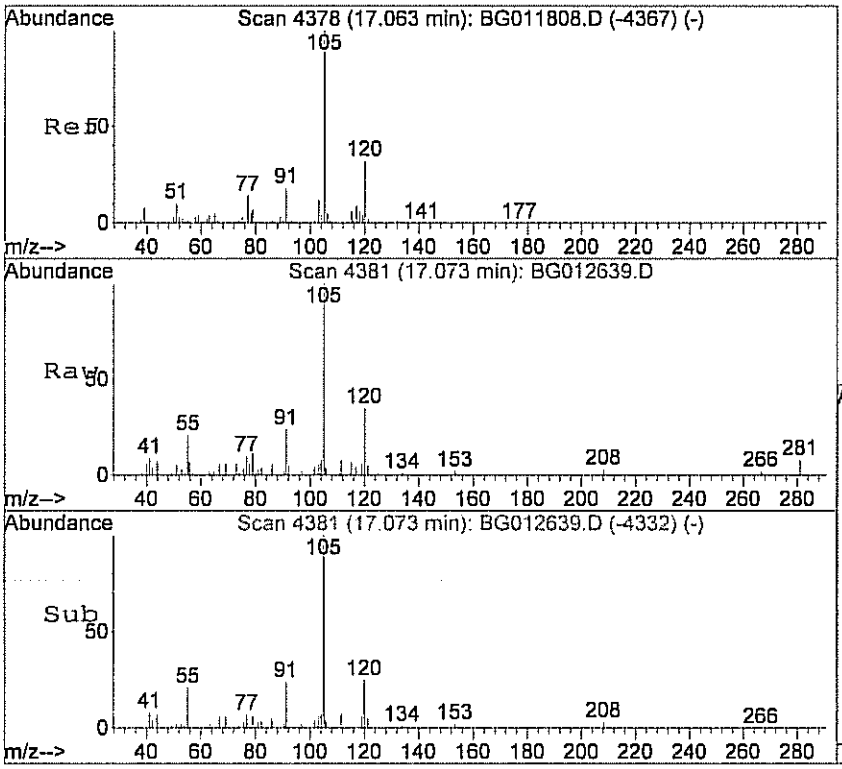

#59
4-ethyltoluene
Concen: 0.23 ppb
RT: 17.07 min Scan# 4381
Delta R.T. 0.01 min
Lab File: BG012639.D
Acq: 27 Jan 2011 9:46 am

Tgt Ion:105 Resp: 10722

Ion	Ratio	Lower	Upper
105	100		
120	38.4	8.0	48.0

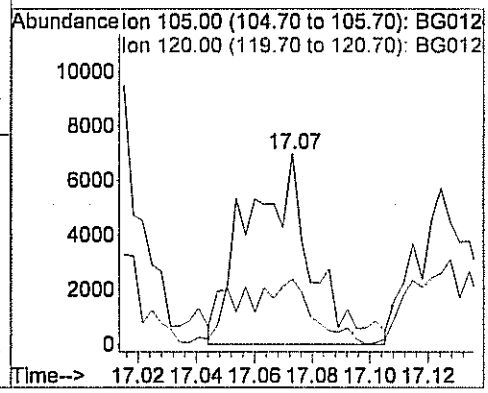

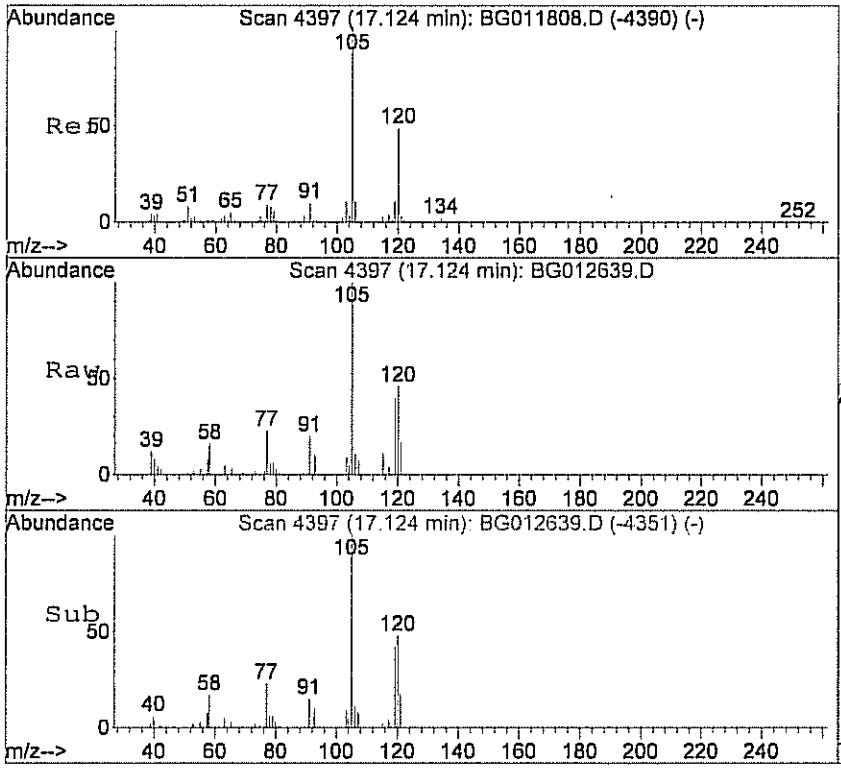

#60
1,3,5-trimethylbenzene
Concen: 0.24 ppb
RT: 17.12 min Scan# 4397
Delta R.T. -0.00 min
Lab File: BG012639.D
Acq: 27 Jan 2011 9:46 am

Tgt Ion:105 Resp: 9306

Ion	Ratio	Lower	Upper
105	100		
120	53.7	27.9	67.9

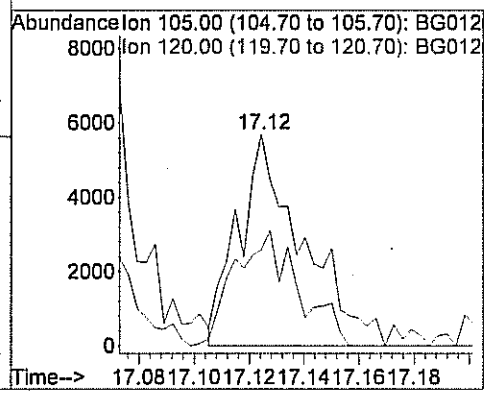

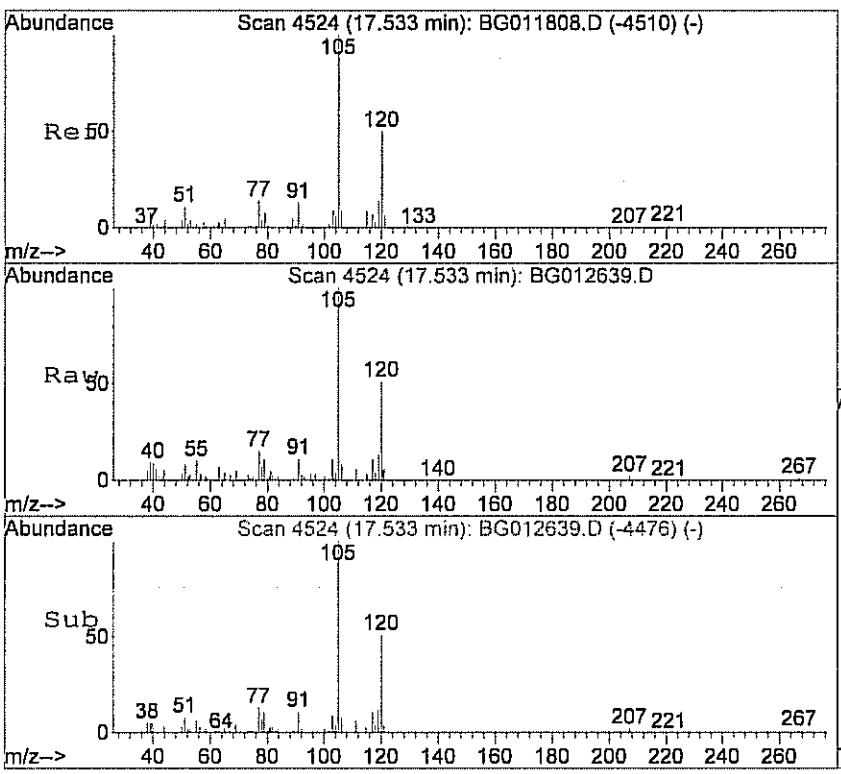

#61
1,2,4-trimethylbenzene
Concen: 1.03 ppb
RT: 17.53 min Scan# 4524
Delta R.T. 0.00 min
Lab File: BG012639.D
Acq: 27 Jan 2011 9:46 am

Tgt Ion:105 Resp: 26532

Ion	Ratio	Lower	Upper
105	100		
120	56.3	52.0	92.0

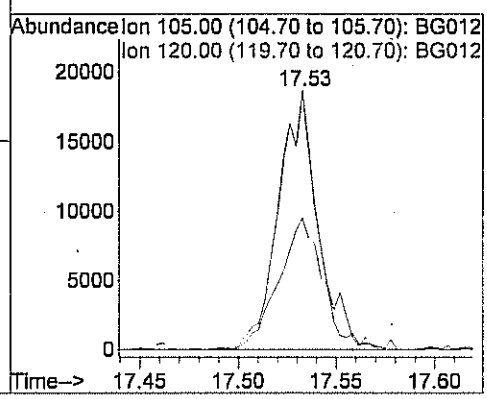

Quantitation Report (QT Reviewed)

Data File : C:\MSDCHEM\1\DATA\BG012838.D Vial: 29
Acq On : 29 Jan 2011 9:52 am Operator: LL
Sample : C1101035-011A 5X Inst : MSD #2
Misc : 1ugm3 & 0.25TCE,CT,VNCL Sample Multiplr: 1.00
MS Integration Params: RTEINT.P
Quant Time: Jan 31 16:47:31 2011 Quant Results File: B118_1UG.RES

Quant Method : C:\MSDCHEM\1\METHODS\B118_1UG.M (RTE Integrator)
Title : TO-15 VOA Standards for 5 point calibration
Last Update : Wed Jan 26 14:01:48 2011
Response via : Initial Calibration
DataAcq Meth : B118_1UG

Internal Standards	R.T.	QIon	Response	Conc	Units		Dev(Min)
1) Bromochloromethane	7.88	128	16298	1.00	ppb		0.02
30) 1,4-difluorobenzene	10.19	114	42509	1.00	ppb		0.01
44) Chlorobenzene-d5	14.97	117	44307	1.00	ppb		0.00
System Monitoring Compounds							
57) Bromofluorobenzene	16.51	95	20539	0.87	ppb		-0.01
Spiked Amount 1.000	Range 70 - 130		Recovery = 87.00%				
Target Compounds							Qvalue
12) Acetone	4.78	58	6177m I.L.	0.57	ppb		
13) Isopropyl alcohol	4.82	45	23974	1.21	ppb		66
16) Methylene chloride	5.34	84	8955	0.36	ppb		96
37) Heptane	10.75	43	12697	0.56	ppb		91
45) Toluene	13.07	92	6613	0.20	ppb	#	83
61) 1,2,4-trimethylbenzene	17.53	105	3614	0.12	ppb		96

(#) = qualifier out of range (m) = manual integration (+) = signals summed

Quantitation Report (QT Reviewed)

Data File : C:\MSDCHEM\1\DATA\BG012838.D Vial: 29
Acq On : 29 Jan 2011 9:52 am Operator: LL
Sample : C1101035-011A 5X Inst : MSD #2
Misc : 1ugm3 & 0.25TCE,CT,VNCL Sample Multiplr: 1.00
MS Integration Params: RTEINT.P
Quant Time: Jan 31 16:50 2011 Quant Results File: B118_1UG.RES

Method : C:\MSDCHEM\1\METHODS\B118_1UG.M (RTE Integrator)
Title : TO-15 VOA Standards for 5 point calibration
Last Update : Tue Feb 01 16:05:43 2011
Response via : Initial Calibration

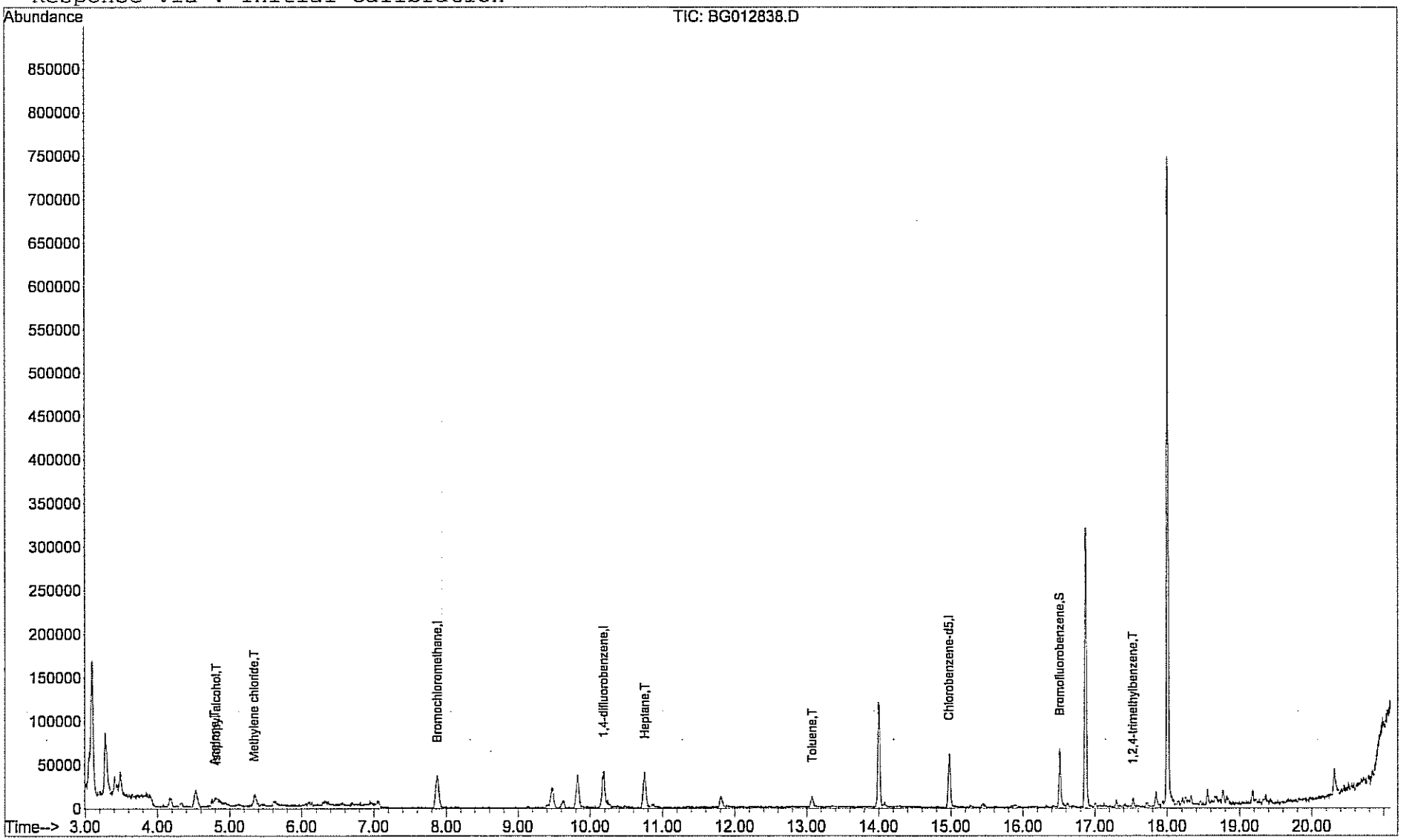

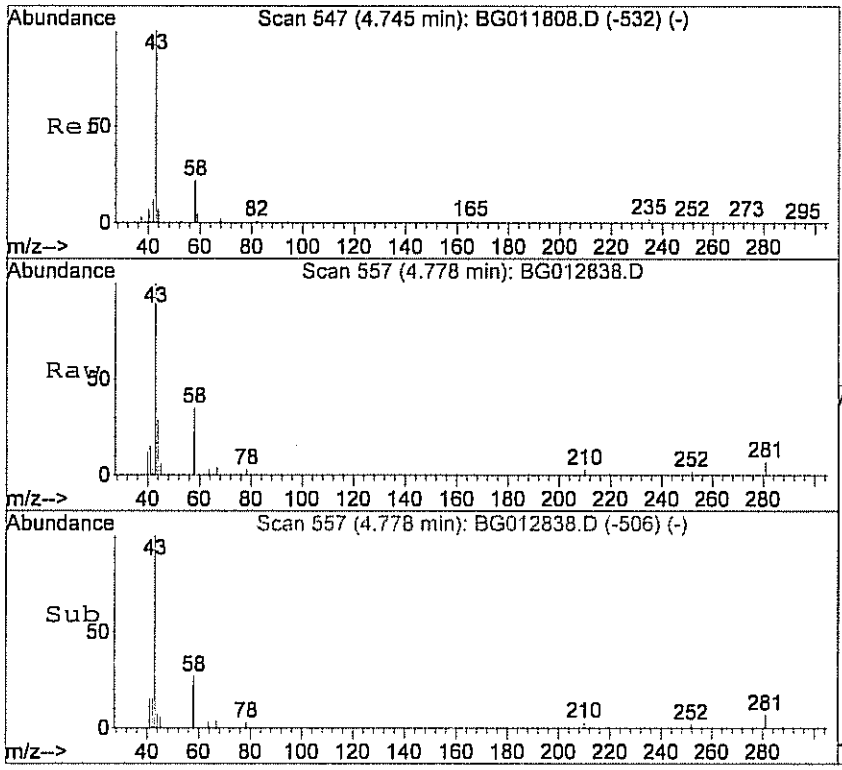

#12
Acetone
Concen: 0.57 ppb m
RT: 4.78 min Scan# 557
Delta R.T. 0.01 min
Lab File: BG012838.D
Acq: 29 Jan 2011 9:52 am

Tgt Ion: 58 Resp: 6177

Ion	Ratio	Lower	Upper
58	100		
43	409.8	148.4	208.4#

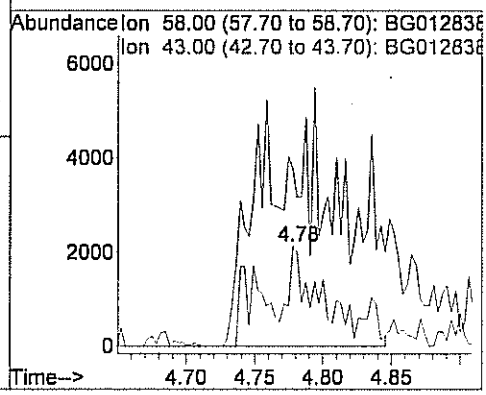

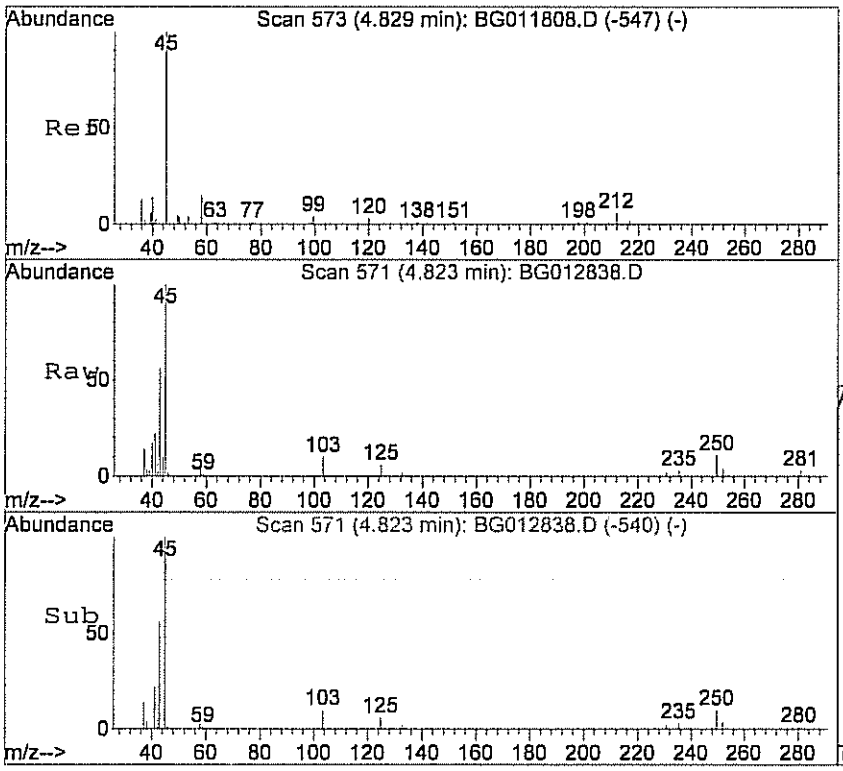

#13
Isopropyl alcohol
Concen: 1.21 ppb
RT: 4.82 min Scan# 571
Delta R.T. -0.05 min
Lab File: BG012838.D
Acq: 29 Jan 2011 9:52 am

Tgt Ion: 45 Resp: 23974

Ion	Ratio	Lower	Upper
45	100		
43	43.7	6.2	46.2

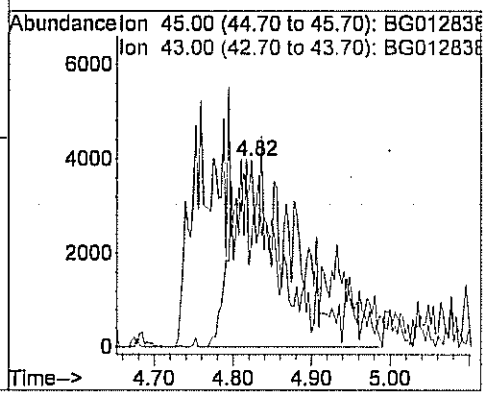

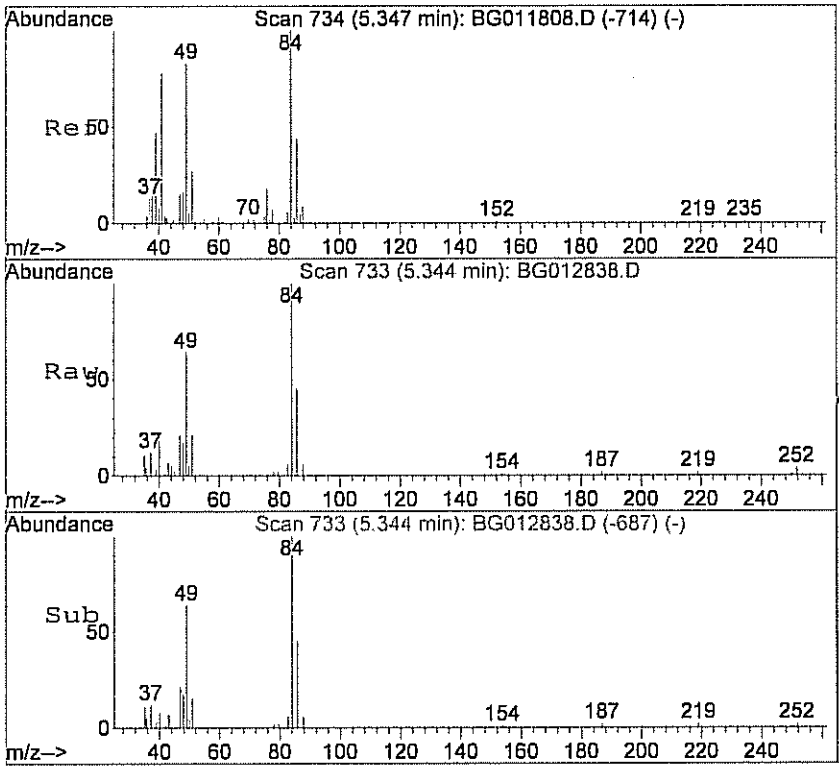

#16
Methylene chloride
Concen: 0.36 ppb
RT: 5.34 min Scan# 733
Delta R.T. -0.00 min
Lab File: BG012838.D
Acq: 29 Jan 2011 9:52 am

Tgt Ion: 84 Resp: 8955

Ion	Ratio	Lower	Upper
84	100		
49	108.6	82.7	122.7
86	54.7	35.7	75.7

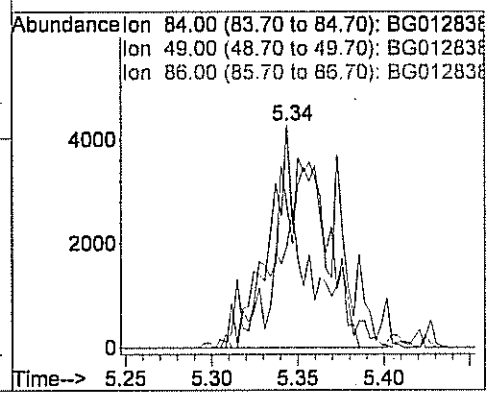

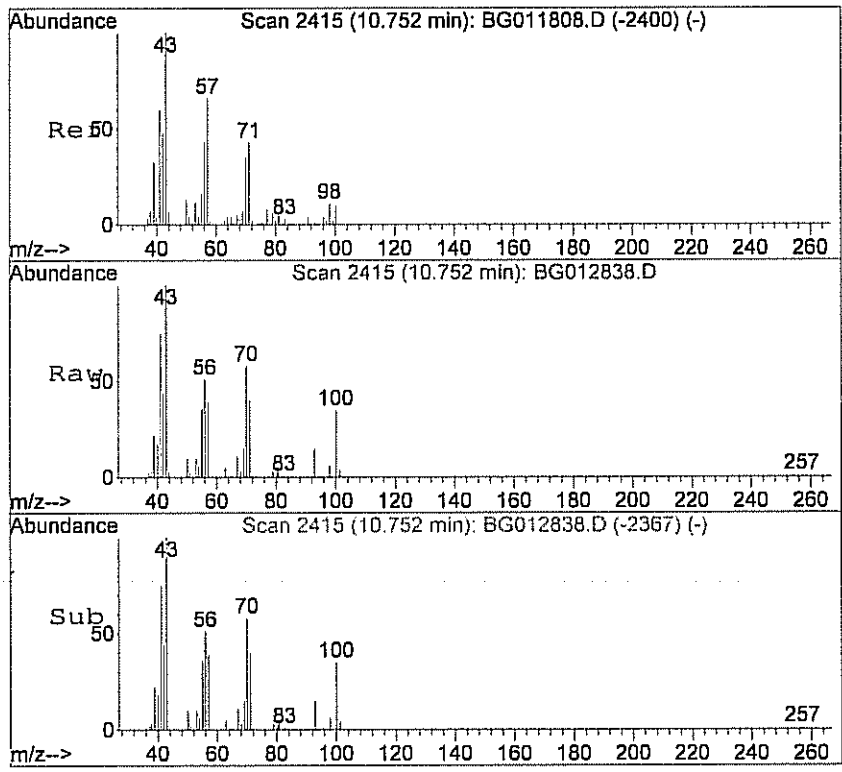

#37
Heptane
Concen: 0.56 ppb
RT: 10.75 min Scan# 2415
Delta R.T. 0.00 min
Lab File: BG012838.D
Acq: 29 Jan 2011 9:52 am

Tgt Ion: 43 Resp: 12697

Ion	Ratio	Lower	Upper
43	100		
57	58.3	40.1	80.1
71	73.1	41.4	81.4

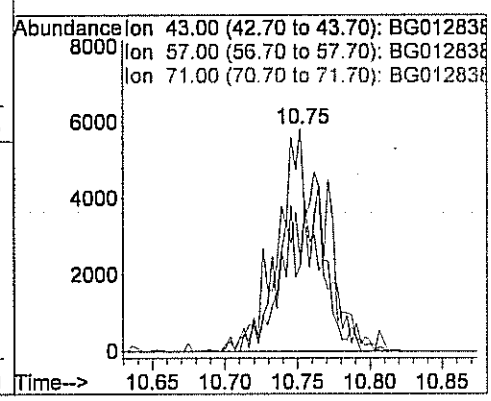

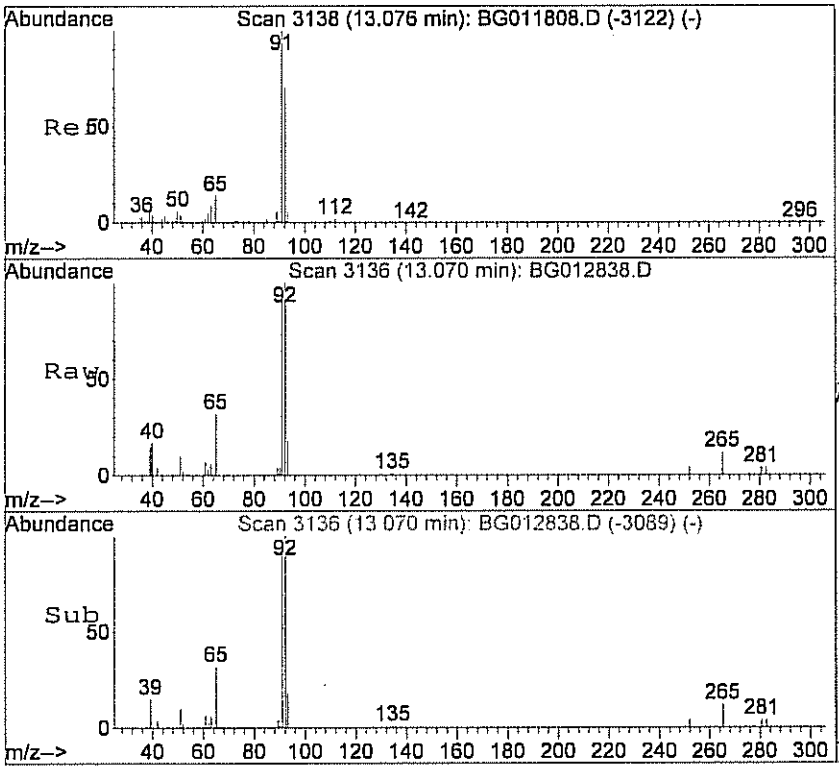

#45
Toluene
Concen: 0.20 ppb
RT: 13.07 min Scan# 3136
Delta R.T. 0.00 min
Lab File: BG012838.D
Acq: 29 Jan 2011 9:52 am

Tgt Ion: 92 Resp: 6613

Ion	Ratio	Lower	Upper
92	100		
91	162.8	121.5	161.5#

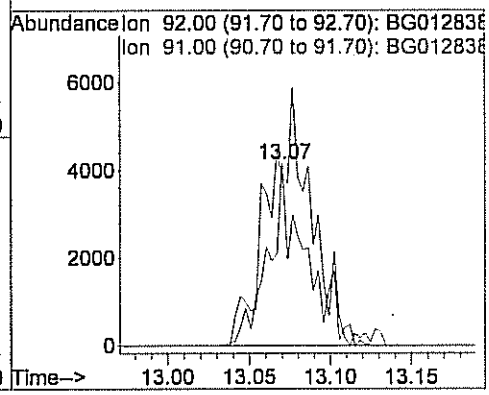

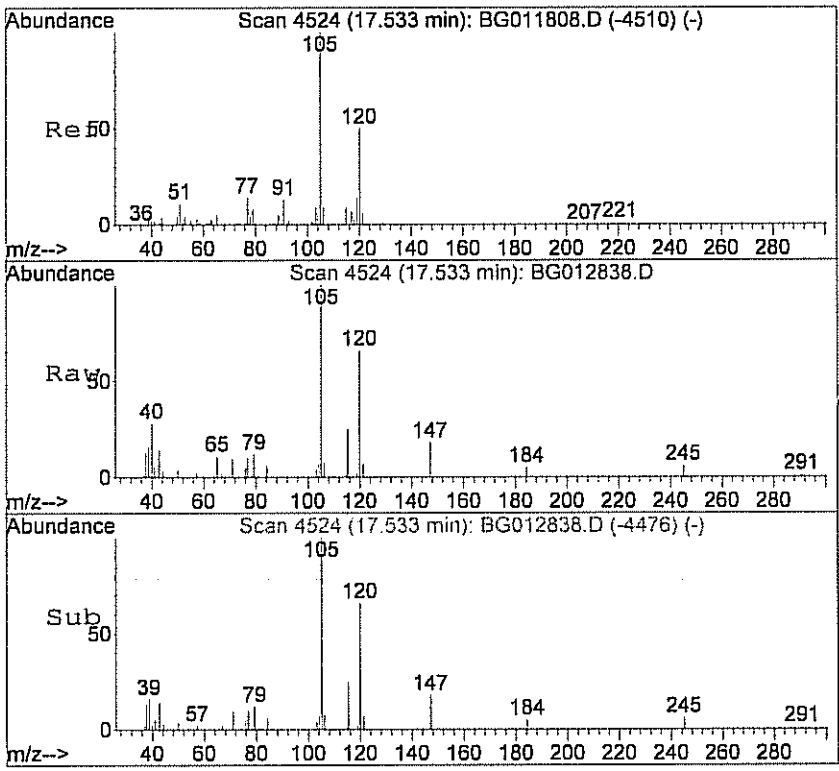

#61
1,2,4-trimethylbenzene
Concen: 0.12 ppb
RT: 17.53 min Scan# 4524
Delta R.T. 0.00 min
Lab File: BG012838.D
Acq: 29 Jan 2011 9:52 am

Tgt Ion:105 Resp: 3614

Ion	Ratio	Lower	Upper
105	100		
120	68.4	52.0	92.0

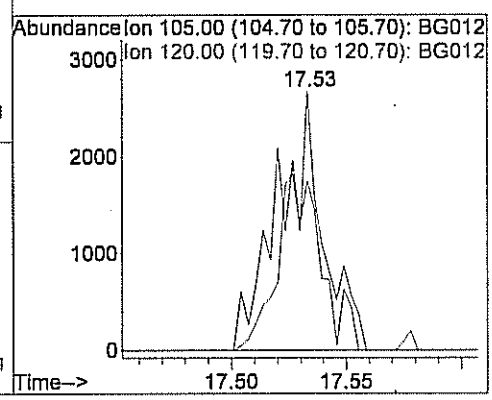

Centek Laboratories, LLC

Date: *22-Feb-11*

CLIENT:	Arcadis	**Client Sample ID:**	IA-VMP 3E
Lab Order:	C1101035	**Tag Number:**	422,56
Project:	Lockheed Martin NJ001014.0001	**Collection Date:**	1/24/2011
Lab ID:	C1101035-012A	**Matrix:**	AIR

Analyses	Result	**Limit	Qual	Units	DF	Date Analyzed
FIELD PARAMETERS		FLD				Analyst:
Lab Vacuum In	-6			"Hg		1/26/2011
Lab Vacuum Out	-30			"Hg		1/26/2011
1UG/M3 W/ 0.25UG/M3 CT-TCE-VC		TO-15				Analyst: LL
1,1,1-Trichloroethane	< 0.15	0.15		ppbV	1	1/26/2011 7:21:00 PM
1,1,2,2-Tetrachloroethane	< 0.15	0.15		ppbV	1	1/26/2011 7:21:00 PM
1,1,2-Trichloroethane	< 0.15	0.15		ppbV	1	1/26/2011 7:21:00 PM
1,1-Dichloroethane	< 0.15	0.15		ppbV	1	1/26/2011 7:21:00 PM
1,1-Dichloroethene	< 0.15	0.15		ppbV	1	1/26/2011 7:21:00 PM
1,2,4-Trichlorobenzene	< 0.15	0.15		ppbV	1	1/26/2011 7:21:00 PM
1,2,4-Trimethylbenzene	0.77	0.15		ppbV	1	1/26/2011 7:21:00 PM
1,2-Dibromoethane	< 0.15	0.15		ppbV	1	1/26/2011 7:21:00 PM
1,2-Dichlorobenzene	< 0.15	0.15		ppbV	1	1/26/2011 7:21:00 PM
1,2-Dichloroethane	< 0.15	0.15		ppbV	1	1/26/2011 7:21:00 PM
1,2-Dichloropropane	< 0.15	0.15		ppbV	1	1/26/2011 7:21:00 PM
1,3,5-Trimethylbenzene	0.16	0.15		ppbV	1	1/26/2011 7:21:00 PM
1,3-butadiene	< 0.15	0.15		ppbV	1	1/26/2011 7:21:00 PM
1,3-Dichlorobenzene	< 0.15	0.15		ppbV	1	1/26/2011 7:21:00 PM
1,4-Dichlorobenzene	< 0.15	0.15		ppbV	1	1/26/2011 7:21:00 PM
1,4-Dioxane	< 0.30	0.30		ppbV	1	1/26/2011 7:21:00 PM
2,2,4-trimethylpentane	< 0.15	0.15		ppbV	1	1/26/2011 7:21:00 PM
4-ethyltoluene	0.16	0.15		ppbV	1	1/26/2011 7:21:00 PM
Acetone	2.7	1.5		ppbV	5	1/28/2011 4:39:00 AM
Allyl chloride	< 0.15	0.15		ppbV	1	1/26/2011 7:21:00 PM
Benzene	0.27	0.15		ppbV	1	1/26/2011 7:21:00 PM
Benzyl chloride	< 0.15	0.15		ppbV	1	1/26/2011 7:21:00 PM
Bromodichloromethane	< 0.15	0.15		ppbV	1	1/26/2011 7:21:00 PM
Bromoform	< 0.15	0.15		ppbV	1	1/26/2011 7:21:00 PM
Bromomethane	< 0.15	0.15		ppbV	1	1/26/2011 7:21:00 PM
Carbon disulfide	< 0.15	0.15		ppbV	1	1/26/2011 7:21:00 PM
Carbon tetrachloride	0.050	0.040		ppbV	1	1/26/2011 7:21:00 PM
Chlorobenzene	< 0.15	0.15		ppbV	1	1/26/2011 7:21:00 PM
Chloroethane	< 0.15	0.15		ppbV	1	1/26/2011 7:21:00 PM
Chloroform	< 0.15	0.15		ppbV	1	1/26/2011 7:21:00 PM
Chloromethane	0.29	0.15		ppbV	1	1/26/2011 7:21:00 PM
cis-1,2-Dichloroethene	< 0.15	0.15		ppbV	1	1/26/2011 7:21:00 PM
cis-1,3-Dichloropropene	< 0.15	0.15		ppbV	1	1/26/2011 7:21:00 PM
Cyclohexane	< 0.15	0.15		ppbV	1	1/26/2011 7:21:00 PM
Dibromochloromethane	< 0.15	0.15		ppbV	1	1/26/2011 7:21:00 PM
Ethyl acetate	< 0.25	0.25		ppbV	1	1/26/2011 7:21:00 PM

Qualifiers:

**	Reporting Limit	.	Results reported are not blank corrected
B	Analyte detected in the associated Method Blank	E	Value above quantitation range
H	Holding times for preparation or analysis exceeded	J	Analyte detected at or below quantitation limits
JN	Non-routine analyte. Quantitation estimated.	ND	Not Detected at the Reporting Limit
S	Spike Recovery outside accepted recovery limits		

Centek Laboratories, LLC

Date: *22-Feb-11*

CLIENT:	Arcadis	**Client Sample ID:**	IA-VMP 3E
Lab Order:	C1101035	**Tag Number:**	422,56
Project:	Lockheed Martin NJ001014.0001	**Collection Date:**	1/24/2011
Lab ID:	C1101035-012A	**Matrix:**	AIR

Analyses	Result	**Limit	Qual	Units	DF	Date Analyzed
1UG/M3 W/ 0.25UG/M3 CT-TCE-VC		**TO-15**				Analyst: LL
Ethylbenzene	0.18	0.15		ppbV	1	1/26/2011 7:21:00 PM
Freon 11	0.18	0.15		ppbV	1	1/26/2011 7:21:00 PM
Freon 113	< 0.15	0.15		ppbV	1	1/26/2011 7:21:00 PM
Freon 114	< 0.15	0.15		ppbV	1	1/26/2011 7:21:00 PM
Freon 12	0.37	0.15		ppbV	1	1/26/2011 7:21:00 PM
Heptane	5.0	0.75		ppbV	5	1/28/2011 4:39:00 AM
Hexachloro-1,3-butadiene	< 0.15	0.15		ppbV	1	1/26/2011 7:21:00 PM
Hexane	0.40	0.15		ppbV	1	1/26/2011 7:21:00 PM
Isopropyl alcohol	7.4	0.75		ppbV	5	1/28/2011 4:39:00 AM
m&p-Xylene	0.36	0.30		ppbV	1	1/26/2011 7:21:00 PM
Methyl Butyl Ketone	< 0.30	0.30		ppbV	1	1/26/2011 7:21:00 PM
Methyl Ethyl Ketone	< 0.30	0.30		ppbV	1	1/26/2011 7:21:00 PM
Methyl Isobutyl Ketone	< 0.30	0.30		ppbV	1	1/26/2011 7:21:00 PM
Methyl tert-butyl ether	< 0.15	0.15		ppbV	1	1/26/2011 7:21:00 PM
Methylene chloride	2.8	0.75		ppbV	5	1/28/2011 4:39:00 AM
o-Xylene	0.15	0.15		ppbV	1	1/26/2011 7:21:00 PM
Propylene	< 0.15	0.15		ppbV	1	1/26/2011 7:21:00 PM
Styrene	0.49	0.15		ppbV	1	1/26/2011 7:21:00 PM
Tetrachloroethylene	0.10	0.15	J	ppbV	1	1/26/2011 7:21:00 PM
Tetrahydrofuran	< 0.15	0.15		ppbV	1	1/26/2011 7:21:00 PM
Toluene	1.5	0.15		ppbV	1	1/26/2011 7:21:00 PM
trans-1,2-Dichloroethene	< 0.15	0.15		ppbV	1	1/26/2011 7:21:00 PM
trans-1,3-Dichloropropene	< 0.15	0.15		ppbV	1	1/26/2011 7:21:00 PM
Trichloroethene	0.23	0.040		ppbV	1	1/26/2011 7:21:00 PM
Vinyl acetate	< 0.15	0.15		ppbV	1	1/26/2011 7:21:00 PM
Vinyl Bromide	< 0.15	0.15		ppbV	1	1/26/2011 7:21:00 PM
Vinyl chloride	< 0.040	0.040		ppbV	1	1/26/2011 7:21:00 PM
Surr: Bromofluorobenzene	92.0	70-130		%REC	1	1/26/2011 7:21:00 PM

Qualifiers:

**	Reporting Limit	.	Results reported are not blank corrected
B	Analyte detected in the associated Method Blank	E	Value above quantitation range
H	Holding times for preparation or analysis exceeded	J	Analyte detected at or below quantitation limits
JN	Non-routine analyte. Quantitation estimated.	ND	Not Detected at the Reporting Limit
S	Spike Recovery outside accepted recovery limits		

Centek Laboratories, LLC

Date: *22-Feb-11*

CLIENT:	Arcadis	**Client Sample ID:**	IA-VMP 3E
Lab Order:	C1101035	**Tag Number:**	422,56
Project:	Lockheed Martin NJ001014.0001	**Collection Date:**	1/24/2011
Lab ID:	C1101035-012A	**Matrix:**	AIR

Analyses	Result	**Limit	Qual	Units	DF	Date Analyzed
1UG/M3 W/ 0.25UG/M3 CT-TCE-VC		**TO-15**				Analyst: LL
1,1,1-Trichloroethane	< 0.83	0.83		ug/m3	1	1/26/2011 7:21:00 PM
1,1,2,2-Tetrachloroethane	< 1.0	1.0		ug/m3	1	1/26/2011 7:21:00 PM
1,1,2-Trichloroethane	< 0.83	0.83		ug/m3	1	1/26/2011 7:21:00 PM
1,1-Dichloroethane	< 0.62	0.62		ug/m3	1	1/26/2011 7:21:00 PM
1,1-Dichloroethene	< 0.60	0.60		ug/m3	1	1/26/2011 7:21:00 PM
1,2,4-Trichlorobenzene	< 1.1	1.1		ug/m3	1	1/26/2011 7:21:00 PM
1,2,4-Trimethylbenzene	3.8	0.75		ug/m3	1	1/26/2011 7:21:00 PM
1,2-Dibromoethane	< 1.2	1.2		ug/m3	1	1/26/2011 7:21:00 PM
1,2-Dichlorobenzene	< 0.92	0.92		ug/m3	1	1/26/2011 7:21:00 PM
1,2-Dichloroethane	< 0.62	0.62		ug/m3	1	1/26/2011 7:21:00 PM
1,2-Dichloropropane	< 0.70	0.70		ug/m3	1	1/26/2011 7:21:00 PM
1,3,5-Trimethylbenzene	0.80	0.75		ug/m3	1	1/26/2011 7:21:00 PM
1,3-butadiene	< 0.34	0.34		ug/m3	1	1/26/2011 7:21:00 PM
1,3-Dichlorobenzene	< 0.92	0.92		ug/m3	1	1/26/2011 7:21:00 PM
1,4-Dichlorobenzene	< 0.92	0.92		ug/m3	1	1/26/2011 7:21:00 PM
1,4-Dioxane	< 1.1	1.1		ug/m3	1	1/26/2011 7:21:00 PM
2,2,4-trimethylpentane	< 0.71	0.71		ug/m3	1	1/26/2011 7:21:00 PM
4-ethyltoluene	0.80	0.75		ug/m3	1	1/26/2011 7:21:00 PM
Acetone	6.5	3.6		ug/m3	5	1/28/2011 4:39:00 AM
Allyl chloride	< 0.48	0.48		ug/m3	1	1/26/2011 7:21:00 PM
Benzene	0.88	0.49		ug/m3	1	1/26/2011 7:21:00 PM
Benzyl chloride	< 0.88	0.88		ug/m3	1	1/26/2011 7:21:00 PM
Bromodichloromethane	< 1.0	1.0		ug/m3	1	1/26/2011 7:21:00 PM
Bromoform	< 1.6	1.6		ug/m3	1	1/26/2011 7:21:00 PM
Bromomethane	< 0.59	0.59		ug/m3	1	1/26/2011 7:21:00 PM
Carbon disulfide	< 0.47	0.47		ug/m3	1	1/26/2011 7:21:00 PM
Carbon tetrachloride	0.32	0.26		ug/m3	1	1/26/2011 7:21:00 PM
Chlorobenzene	< 0.70	0.70		ug/m3	1	1/26/2011 7:21:00 PM
Chloroethane	< 0.40	0.40		ug/m3	1	1/26/2011 7:21:00 PM
Chloroform	< 0.74	0.74		ug/m3	1	1/26/2011 7:21:00 PM
Chloromethane	0.61	0.31		ug/m3	1	1/26/2011 7:21:00 PM
cis-1,2-Dichloroethene	< 0.60	0.60		ug/m3	1	1/26/2011 7:21:00 PM
cis-1,3-Dichloropropene	< 0.69	0.69		ug/m3	1	1/26/2011 7:21:00 PM
Cyclohexane	< 0.52	0.52		ug/m3	1	1/26/2011 7:21:00 PM
Dibromochloromethane	< 1.3	1.3		ug/m3	1	1/26/2011 7:21:00 PM
Ethyl acetate	< 0.92	0.92		ug/m3	1	1/26/2011 7:21:00 PM
Ethylbenzene	0.79	0.66		ug/m3	1	1/26/2011 7:21:00 PM
Freon 11	1.0	0.86		ug/m3	1	1/26/2011 7:21:00 PM
Freon 113	< 1.2	1.2		ug/m3	1	1/26/2011 7:21:00 PM
Freon 114	< 1.1	1.1		ug/m3	1	1/26/2011 7:21:00 PM

Qualifiers:

**	Reporting Limit	.	Results reported are not blank corrected
B	Analyte detected in the associated Method Blank	E	Value above quantitation range
H	Holding times for preparation or analysis exceeded	J	Analyte detected at or below quantitation limits
JN	Non-routine analyte. Quantitation estimated.	ND	Not Detected at the Reporting Limit
S	Spike Recovery outside accepted recovery limits		

Centek Laboratories, LLC

Date: *22-Feb-11*

CLIENT:	Arcadis	**Client Sample ID:**	IA-VMP 3E
Lab Order:	C1101035	**Tag Number:**	422,56
Project:	Lockheed Martin NJ001014.0001	**Collection Date:**	1/24/2011
Lab ID:	C1101035-012A	**Matrix:**	AIR

Analyses	Result	**Limit	Qual	Units	DF	Date Analyzed
1UG/M3 W/ 0.25UG/M3 CT-TCE-VC		TO-15				Analyst: LL
Freon 12	1.9	0.75		ug/m3	1	1/26/2011 7:21:00 PM
Heptane	21	3.1		ug/m3	5	1/28/2011 4:39:00 AM
Hexachloro-1,3-butadiene	< 1.6	1.6		ug/m3	1	1/26/2011 7:21:00 PM
Hexane	1.4	0.54		ug/m3	1	1/26/2011 7:21:00 PM
Isopropyl alcohol	19	1.9		ug/m3	5	1/28/2011 4:39:00 AM
m&p-Xylene	1.6	1.3		ug/m3	1	1/26/2011 7:21:00 PM
Methyl Butyl Ketone	< 1.2	1.2		ug/m3	1	1/26/2011 7:21:00 PM
Methyl Ethyl Ketone	< 0.90	0.90		ug/m3	1	1/26/2011 7:21:00 PM
Methyl Isobutyl Ketone	< 1.2	1.2		ug/m3	1	1/26/2011 7:21:00 PM
Methyl tert-butyl ether	< 0.55	0.55		ug/m3	1	1/26/2011 7:21:00 PM
Methylene chloride	9.7	2.6		ug/m3	5	1/28/2011 4:39:00 AM
o-Xylene	0.66	0.66		ug/m3	1	1/26/2011 7:21:00 PM
Propylene	< 0.26	0.26		ug/m3	1	1/26/2011 7:21:00 PM
Styrene	2.1	0.65		ug/m3	1	1/26/2011 7:21:00 PM
Tetrachloroethylene	0.69	1.0	J	ug/m3	1	1/26/2011 7:21:00 PM
Tetrahydrofuran	< 0.45	0.45		ug/m3	1	1/26/2011 7:21:00 PM
Toluene	5.7	0.57		ug/m3	1	1/26/2011 7:21:00 PM
trans-1,2-Dichloroethene	< 0.60	0.60		ug/m3	1	1/26/2011 7:21:00 PM
trans-1,3-Dichloropropene	< 0.69	0.69		ug/m3	1	1/26/2011 7:21:00 PM
Trichloroethene	1.3	0.22		ug/m3	1	1/26/2011 7:21:00 PM
Vinyl acetate	< 0.54	0.54		ug/m3	1	1/26/2011 7:21:00 PM
Vinyl Bromide	< 0.67	0.67		ug/m3	1	1/26/2011 7:21:00 PM
Vinyl chloride	< 0.10	0.10		ug/m3	1	1/26/2011 7:21:00 PM

Qualifiers:

**	Reporting Limit	.	Results reported are not blank corrected
B	Analyte detected in the associated Method Blank	E	Value above quantitation range
H	Holding times for preparation or analysis exceeded	J	Analyte detected at or below quantitation limits
JN	Non-routine analyte. Quantitation estimated.	ND	Not Detected at the Reporting Limit
S	Spike Recovery outside accepted recovery limits		

Quantitation Report (QT Reviewed)

Data File : C:\MSDCHEM\1\DATA\BG012614.D Vial: 17
Acq On : 26 Jan 2011 7:21 pm Operator: LL
Sample : C1101035-012A Inst : MSD #2
Misc : 1ugm3 & 0.25TCE,CT,VNCL Sample Multiplr: 1.00
MS Integration Params: RTEINT.P
Quant Time: Jan 28 17:13:51 2011 Quant Results File: B118_1UG.RES

Quant Method : C:\MSDCHEM\1\METHODS\B118_1UG.M (RTE Integrator)
Title : TO-15 VOA Standards for 5 point calibration
Last Update : Wed Jan 26 14:01:48 2011
Response via : Initial Calibration
DataAcq Meth : B118_1UG

Internal Standards	R.T.	QIon	Response	Conc	Units		Dev(Min)
1) Bromochloromethane	7.87	128	18362	1.00	ppb		0.00
30) 1,4-difluorobenzene	10.18	114	51649	1.00	ppb		0.00
44) Chlorobenzene-d5	14.97	117	40194	1.00	ppb		0.00
System Monitoring Compounds							
57) Bromofluorobenzene	16.51	95	19831	0.92	ppb		0.00
Spiked Amount 1.000	Range 70 - 130		Recovery = 92.00%				
Target Compounds							Qvalue
3) Freon 12	3.13	85	41871	0.37	ppb		99
4) Chloromethane	3.27	50	11807	0.29	ppb		74
11) Freon 11	4.33	101	19573	0.18	ppb		97
12) Acetone	4.67	58	35348m	2.87	ppb		
13) Isopropyl alcohol	4.72	45	191878m	8.58	ppb		
16) Methylene chloride	5.35	84	60964	2.16	ppb		84
25) Hexane	7.08	41	13284m	0.40	ppb		
33) Carbon tetrachloride	9.42	117	5546m	0.05	ppb		
34) Benzene	9.41	78	19875m	0.27	ppb		
37) Heptane	10.75	43	172969	6.32	ppb		97
38) Trichloroethene	10.87	130	10455	0.23	ppb	#	62
45) Toluene	13.07	92	44325	1.50	ppb	#	83
50) Tetrachloroethylene	14.08	164	3422m	0.10	ppb		
52) Ethylbenzene	15.27	91	8338	0.18	ppb		91
53) m&p-xylene	15.44	91	15593	0.36	ppb		85
54) Styrene	15.87	104	13110	0.49	ppb		100
56) o-xylene	15.89	91	7032m	0.15	ppb		
59) 4-ethyltoluene	17.06	105	7864	0.16	ppb		74
60) 1,3,5-trimethylbenzene	17.13	105	6751	0.16	ppb		79
61) 1,2,4-trimethylbenzene	17.53	105	21287	0.77	ppb		85

(#) = qualifier out of range (m) = manual integration (+) = signals summed

Quantitation Report (QT Reviewed)

Data File : C:\MSDCHEM\1\DATA\BG012614.D Vial: 17
Acq On : 26 Jan 2011 7:21 pm Operator: LL
Sample : C1101035-012A Inst : MSD #2
Misc : 1ugm3 & 0.25TCE,CT,VNCL Sample Multiplr: 1.00
MS Integration Params: RTEINT.P
Quant Time: Jan 28 17:17 2011 Quant Results File: B118_1UG.RES

Method : C:\MSDCHEM\1\METHODS\B118_1UG.M (RTE Integrator)
Title : TO-15 VOA Standards for 5 point calibration
Last Update : Tue Feb 01 16:05:43 2011
Response via : Initial Calibration

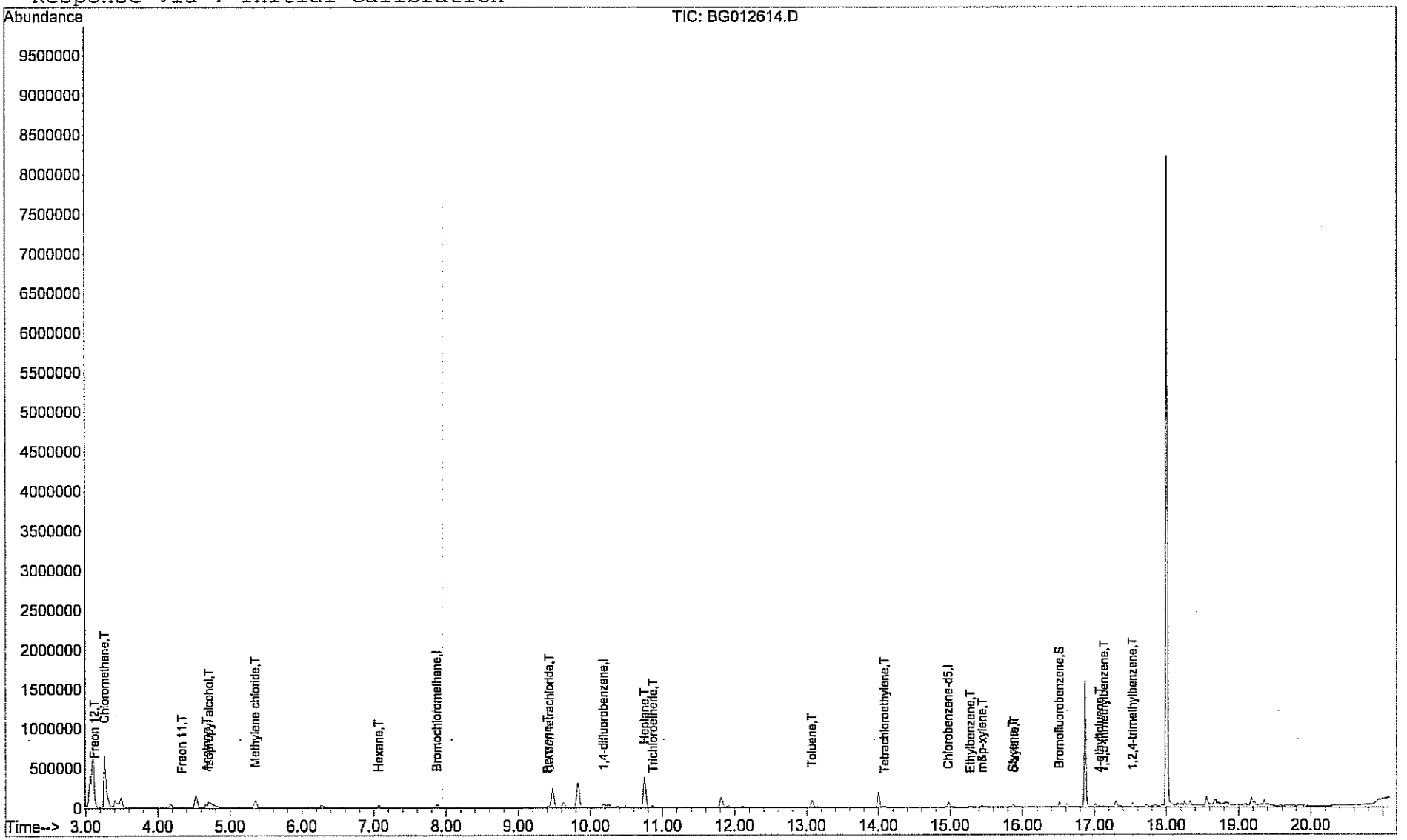

Centek Laboratories, LLC

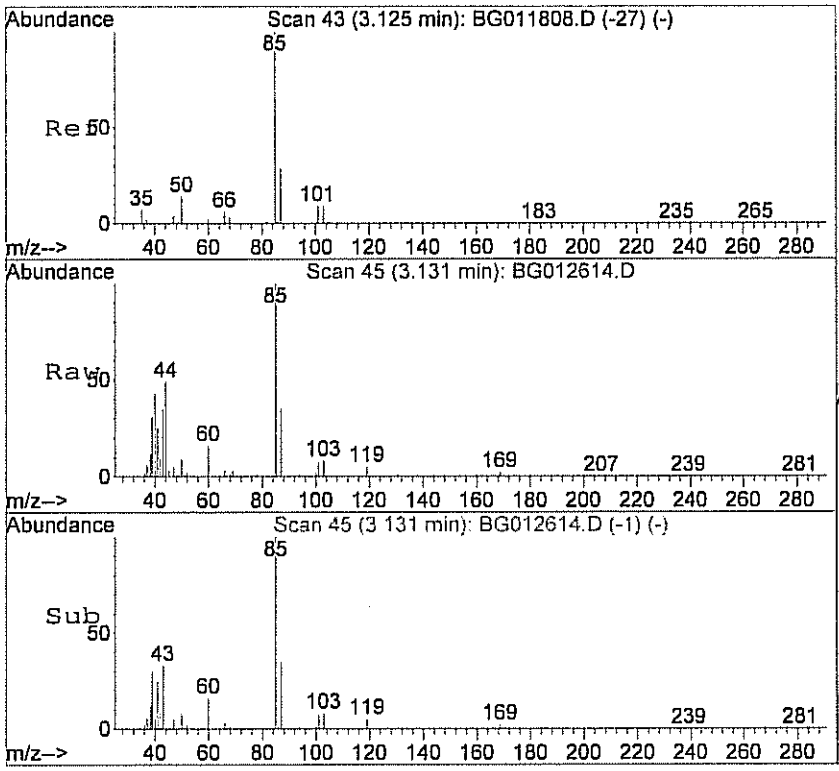

#3
Freon 12
Concen: 0.37 ppb
RT: 3.13 min Scan# 45
Delta R.T. 0.01 min
Lab File: BG012614.D
Acq: 26 Jan 2011 7:21 pm

Tgt Ion: 85 Resp: 41871

Ion	Ratio	Lower	Upper
85	100		
87	33.3	14.1	54.1

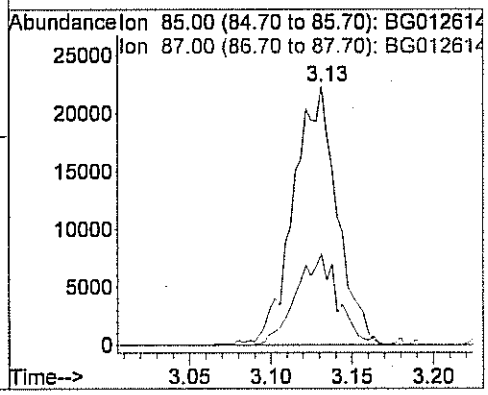

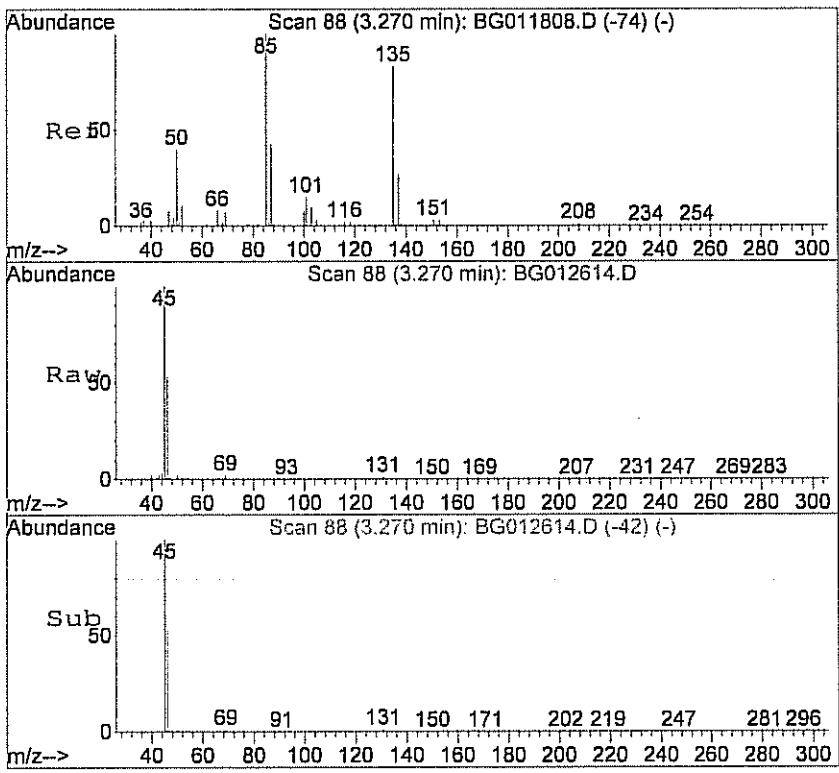

#4
Chloromethane
Concen: 0.29 ppb
RT: 3.27 min Scan# 88
Delta R.T. -0.00 min
Lab File: BG012614.D
Acq: 26 Jan 2011 7:21 pm

Tgt Ion: 50 Resp: 11807

Ion	Ratio	Lower	Upper
50	100		
52	28.0	0.0	36.8

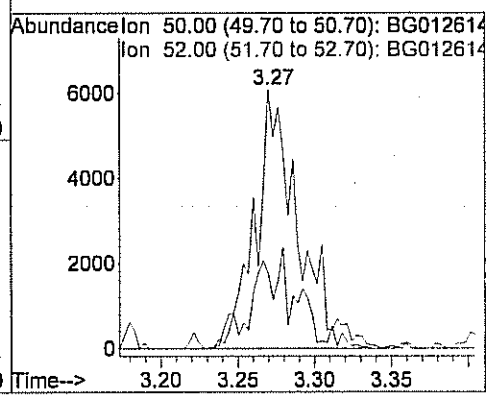

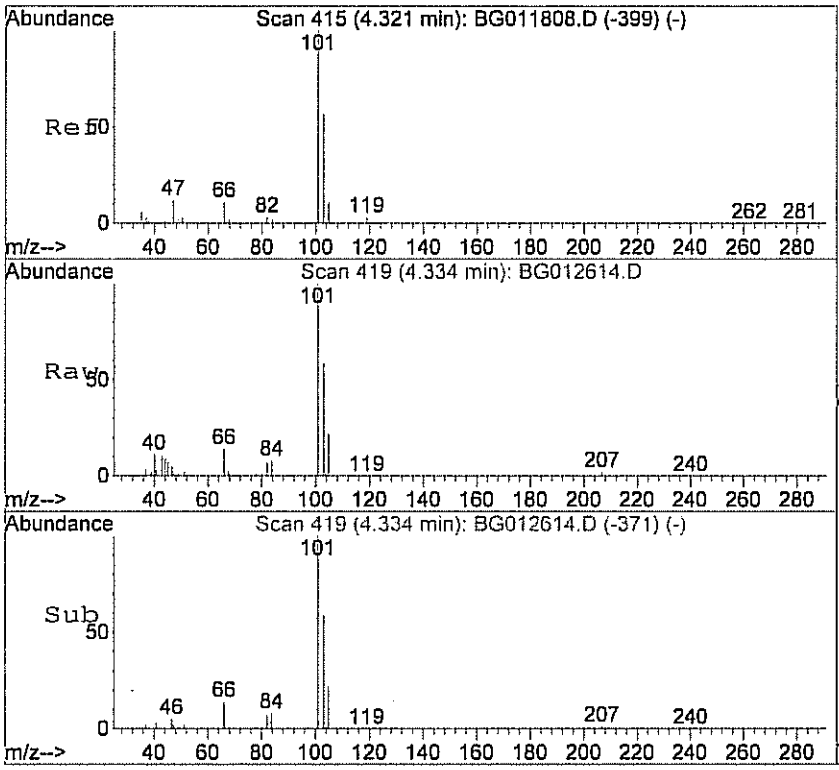

#11
Freon 11
Concen: 0.18 ppb
RT: 4.33 min Scan# 419
Delta R.T. 0.00 min
Lab File: BG012614.D
Acq: 26 Jan 2011 7:21 pm

Tgt Ion:101 Resp: 19573

Ion	Ratio	Lower	Upper
101	100		
103	71.3	49.2	89.2
105	8.7	0.0	27.9

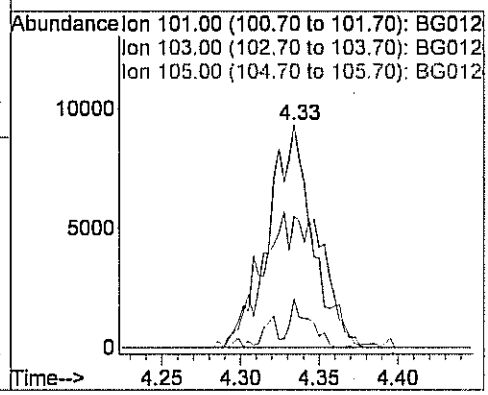

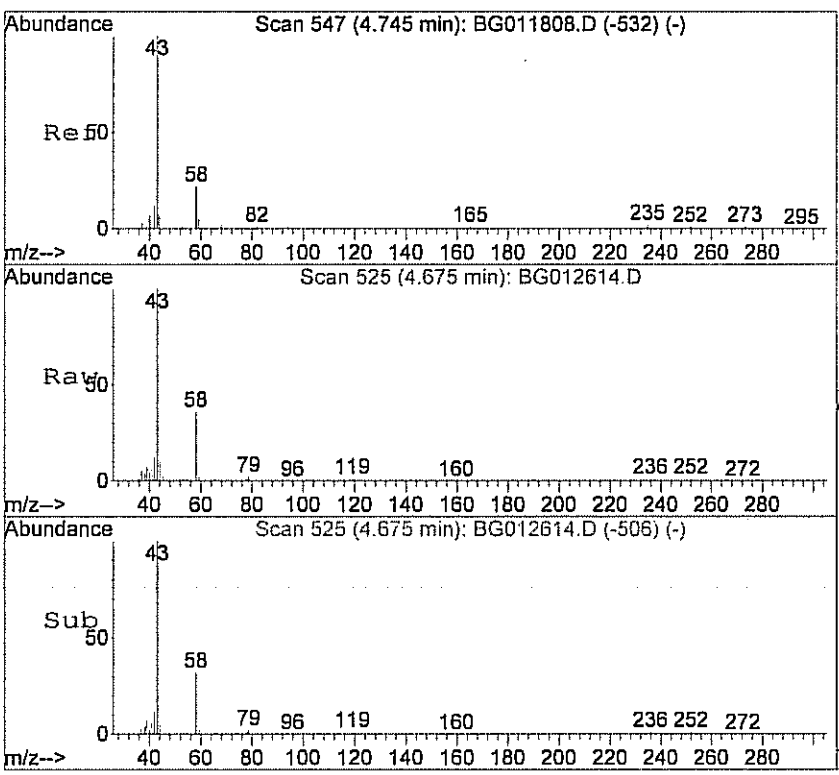

#12
Acetone
Concen: 2.87 ppb m
RT: 4.67 min Scan# 525
Delta R.T. -0.09 min
Lab File: BG012614.D
Acq: 26 Jan 2011 7:21 pm

Tgt Ion: 58 Resp: 35348

Ion	Ratio	Lower	Upper
58	100		
43	0.0	148.4	208.4#

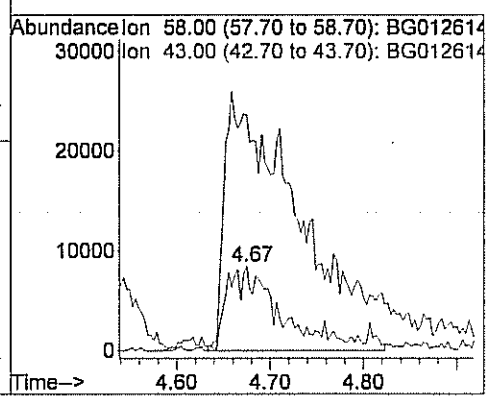

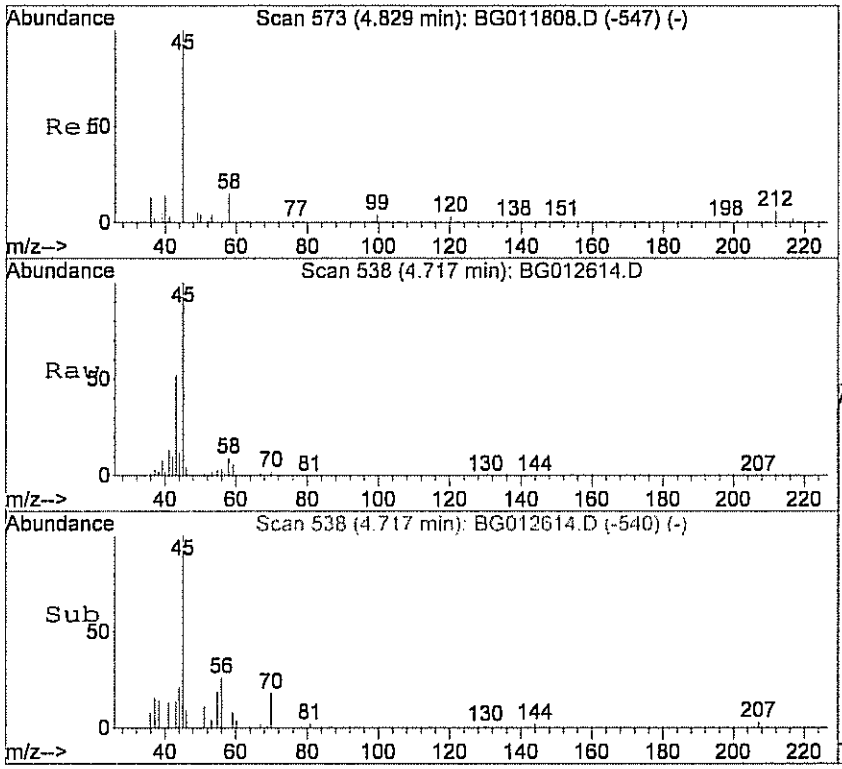

#13
Isopropyl alcohol
Concen: 8.58 ppb m
RT: 4.72 min Scan# 538
Delta R.T. -0.16 min
Lab File: BG012614.D
Acq: 26 Jan 2011 7:21 pm

Tgt Ion: 45 Resp: 191878

Ion	Ratio	Lower	Upper
45	100		
43	0.0	6.2	46.2#

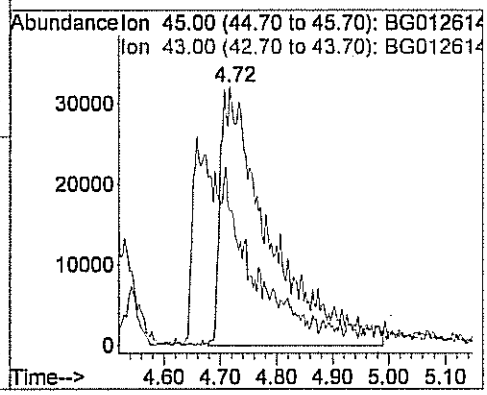

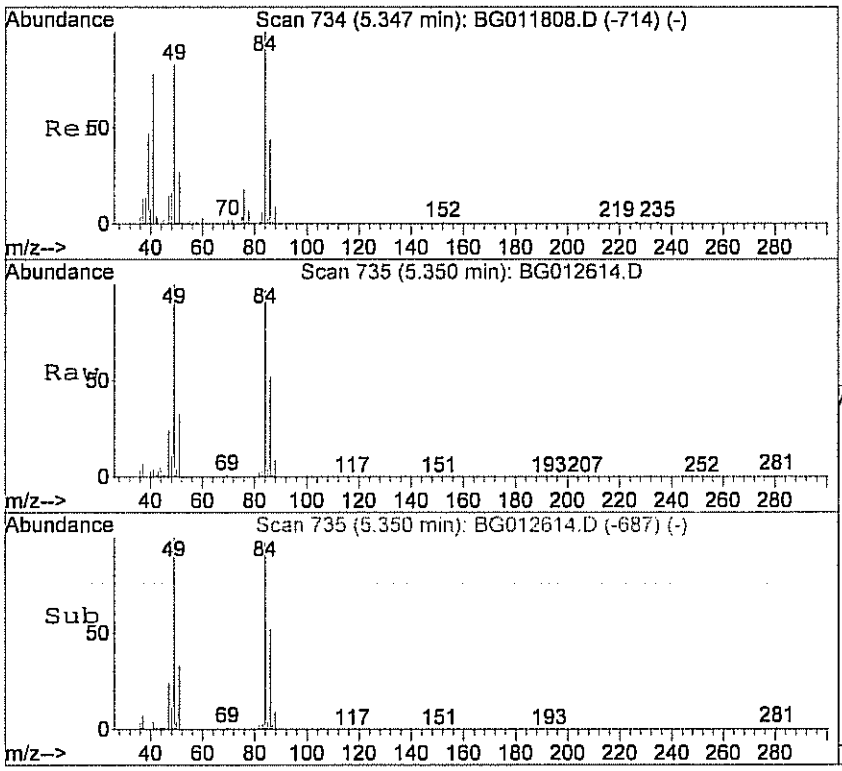

#16
Methylene chloride
Concen: 2.16 ppb
RT: 5.35 min Scan# 735
Delta R.T. 0.00 min
Lab File: BG012614.D
Acq: 26 Jan 2011 7:21 pm

Tgt Ion: 84 Resp: 60964

Ion	Ratio	Lower	Upper
84	100		
49	120.6	82.7	122.7
86	65.0	35.7	75.7

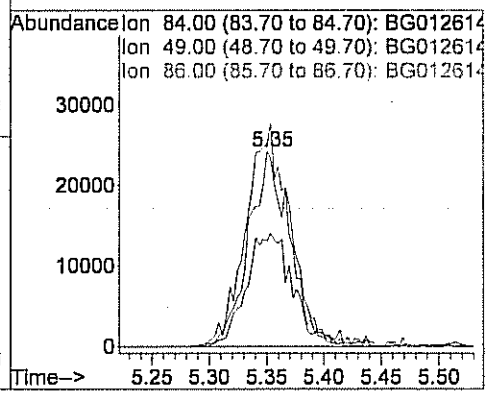

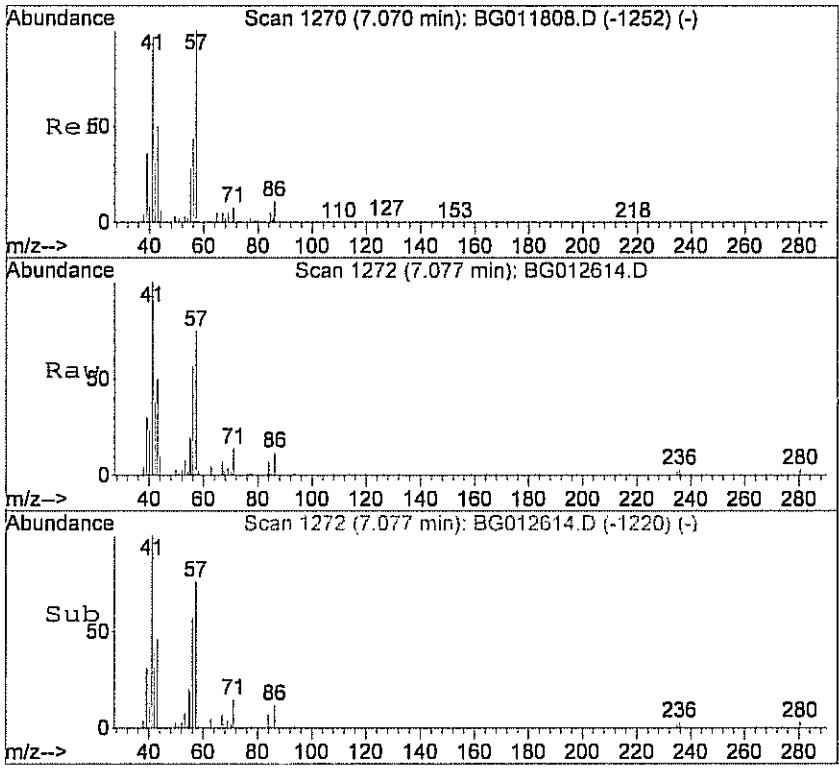

#25
Hexane
Concen: 0.40 ppb m
RT: 7.08 min Scan# 1272
Delta R.T. 0.02 min
Lab File: BG012614.D
Acq: 26 Jan 2011 7:21 pm

Tgt Ion: 41 Resp: 13284

Ion	Ratio	Lower	Upper
41	100		
57	102.4	67.3	107.3
43	67.6	22.9	62.9#

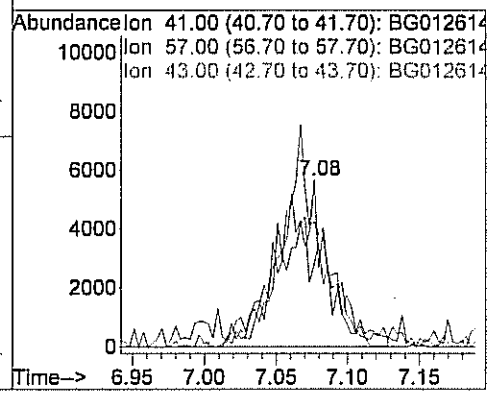

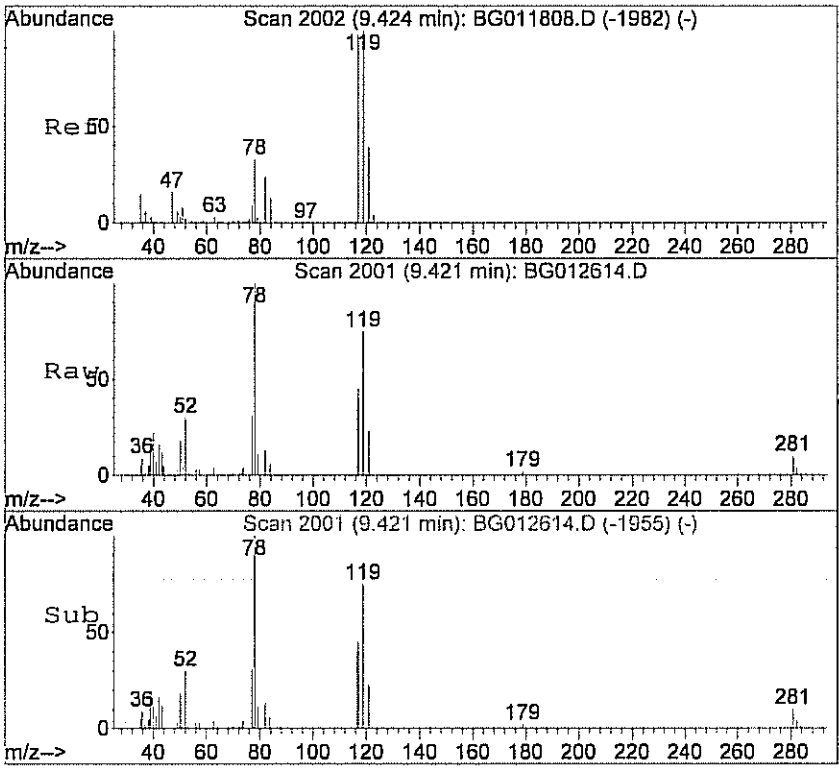

#33
Carbon tetrachloride
Concen: 0.05 ppb m
RT: 9.42 min Scan# 2001
Delta R.T. -0.00 min
Lab File: BG012614.D
Acq: 26 Jan 2011 7:21 pm

Tgt Ion:117 Resp: 5546

Ion	Ratio	Lower	Upper
117	100		
119	48.2	64.1	104.1#

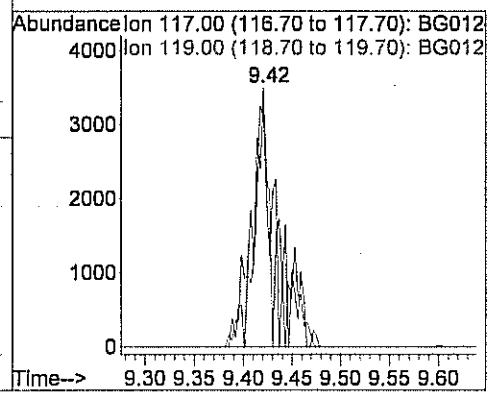

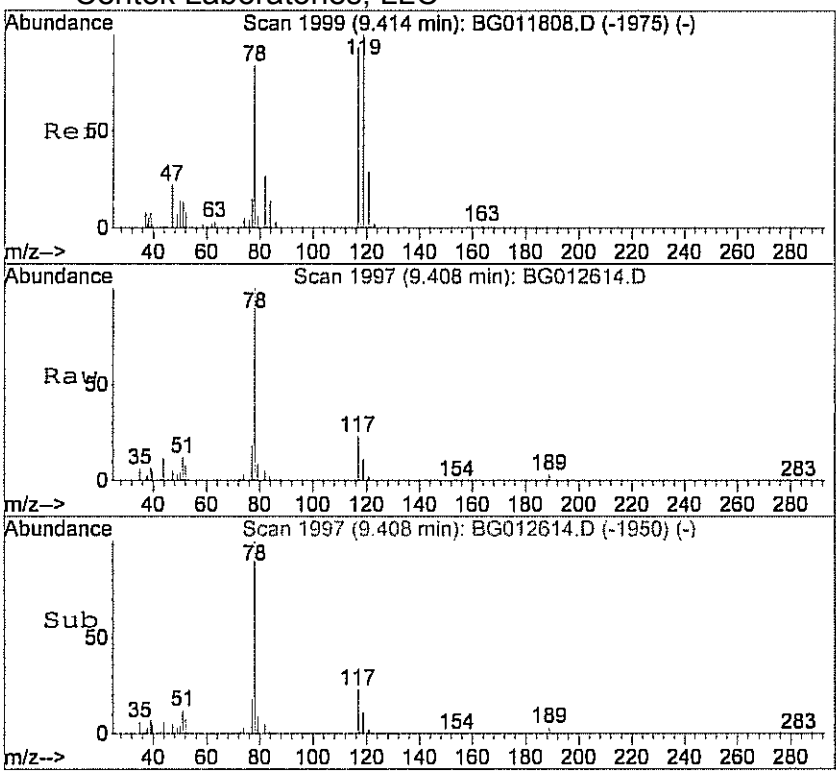

#34
Benzene
Concen: 0.27 ppb m
RT: 9.41 min Scan# 1997
Delta R.T. -0.00 min
Lab File: BG012614.D
Acq: 26 Jan 2011 7:21 pm

Tgt Ion: 78 Resp: 19875

Ion	Ratio	Lower	Upper
78	100		
77	21.1	2.4	42.4
51	16.1	0.0	38.9

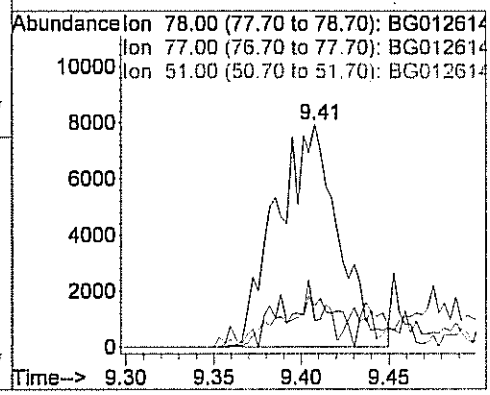

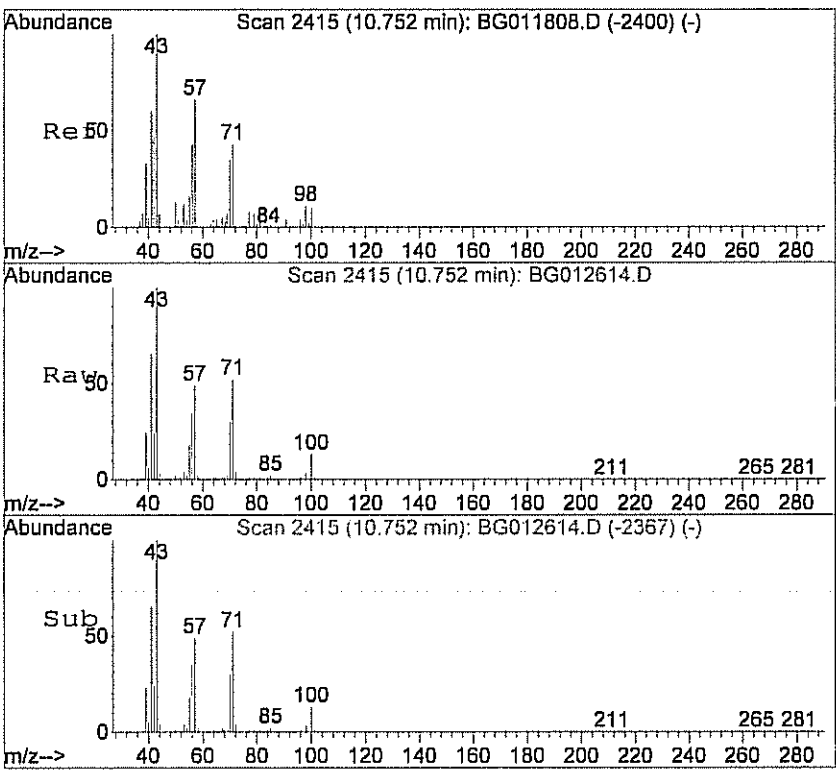

#37
Heptane
Concen: 6.32 ppb
RT: 10.75 min Scan# 2415
Delta R.T. 0.00 min
Lab File: BG012614.D
Acq: 26 Jan 2011 7:21 pm

Tgt Ion: 43 Resp: 172969

Ion	Ratio	Lower	Upper
43	100		
57	55.7	40.1	80.1
71	61.7	41.4	81.4

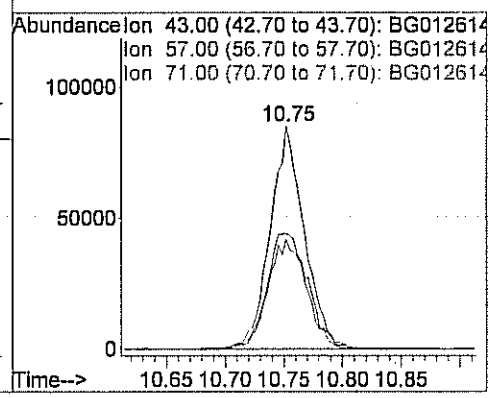

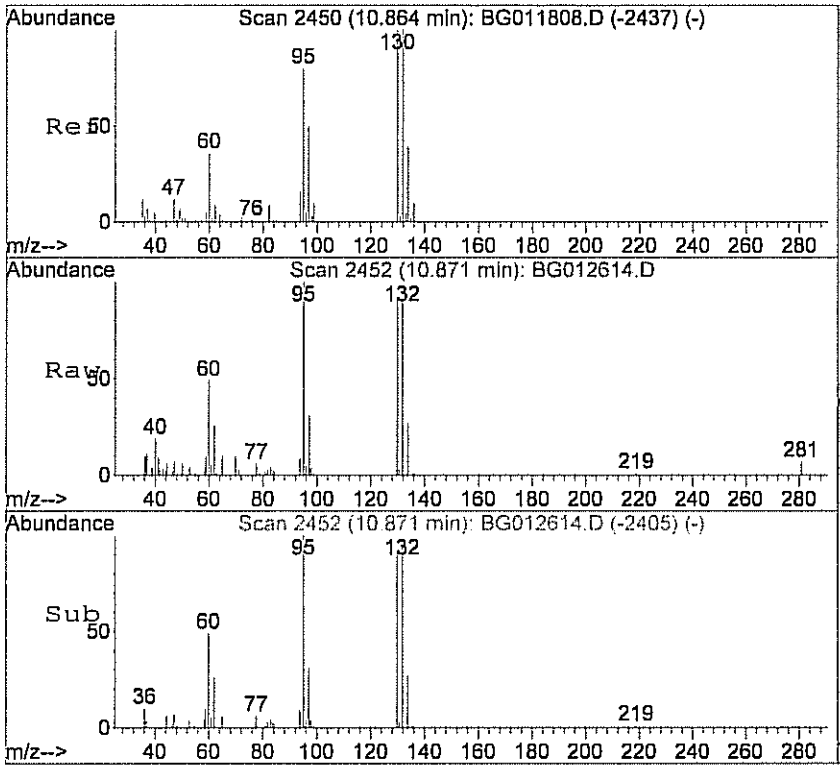

#38
Trichloroethene
Concen: 0.23 ppb
RT: 10.87 min Scan# 2452
Delta R.T. -0.00 min
Lab File: BG012614.D
Acq: 26 Jan 2011 7:21 pm

Tgt Ion:130 Resp: 10455

Ion	Ratio	Lower	Upper
130	100		
132	112.5	63.9	103.9#
95	111.2	53.8	93.8#

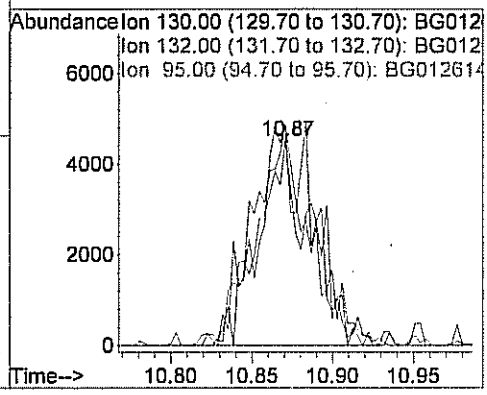

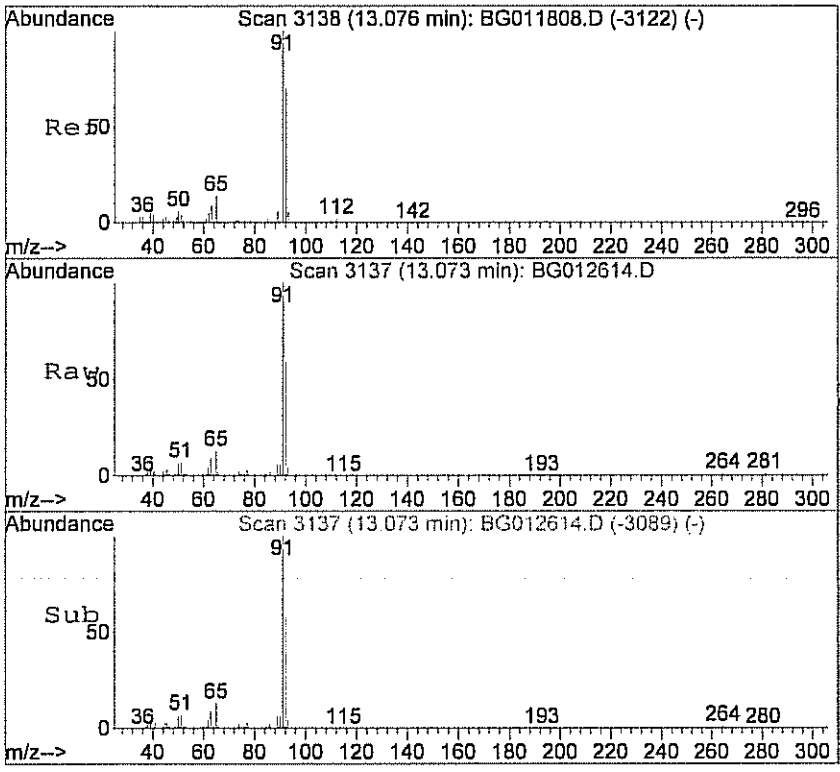

#45
Toluene
Concen: 1.50 ppb
RT: 13.07 min Scan# 3137
Delta R.T. 0.00 min
Lab File: BG012614.D
Acq: 26 Jan 2011 7:21 pm

Tgt Ion: 92 Resp: 44325

Ion	Ratio	Lower	Upper
92	100		
91	161.9	121.5	161.5#

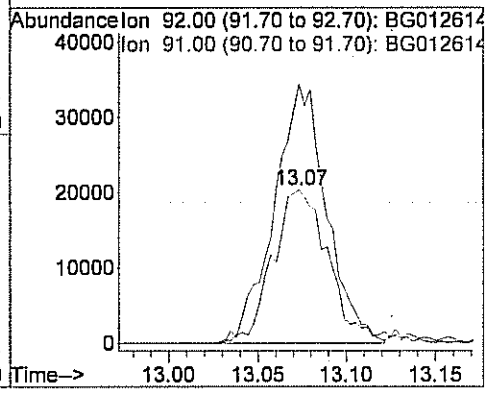

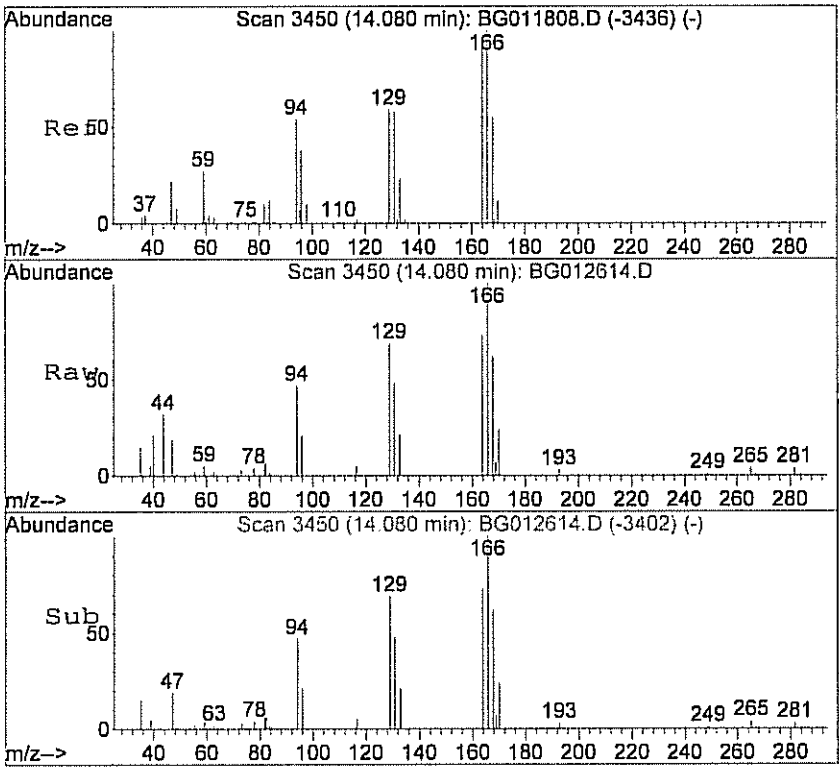

#50
Tetrachloroethylene
Concen: 0.10 ppb m
RT: 14.08 min Scan# 3450
Delta R.T. 0.00 min
Lab File: BG012614.D
Acq: 26 Jan 2011 7:21 pm

Tgt Ion:164 Resp: 3422

Ion	Ratio	Lower	Upper
164	100		
166	156.0	110.1	150.1#

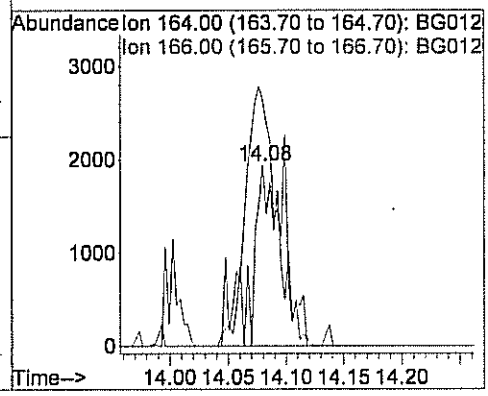

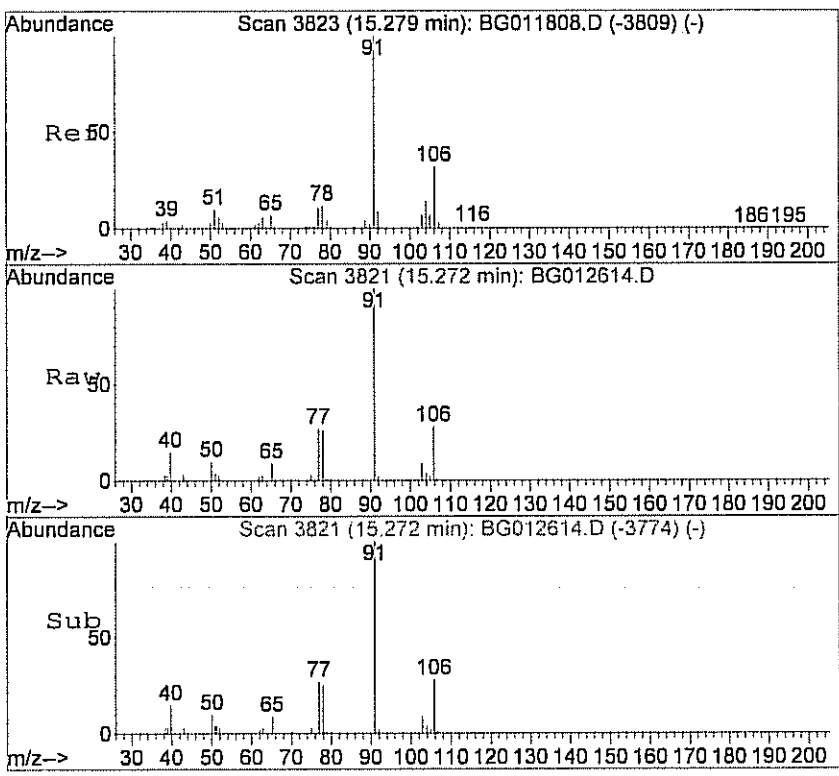

#52
Ethylbenzene
Concen: 0.18 ppb
RT: 15.27 min Scan# 3821
Delta R.T. -0.00 min
Lab File: BG012614.D
Acq: 26 Jan 2011 7:21 pm

Tgt Ion: 91 Resp: 8338

Ion	Ratio	Lower	Upper
91	100		
106	35.2	21.0	61.0

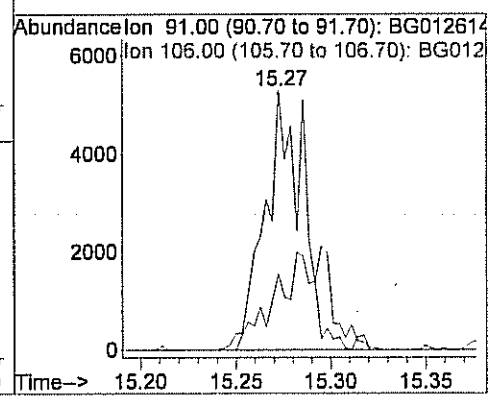

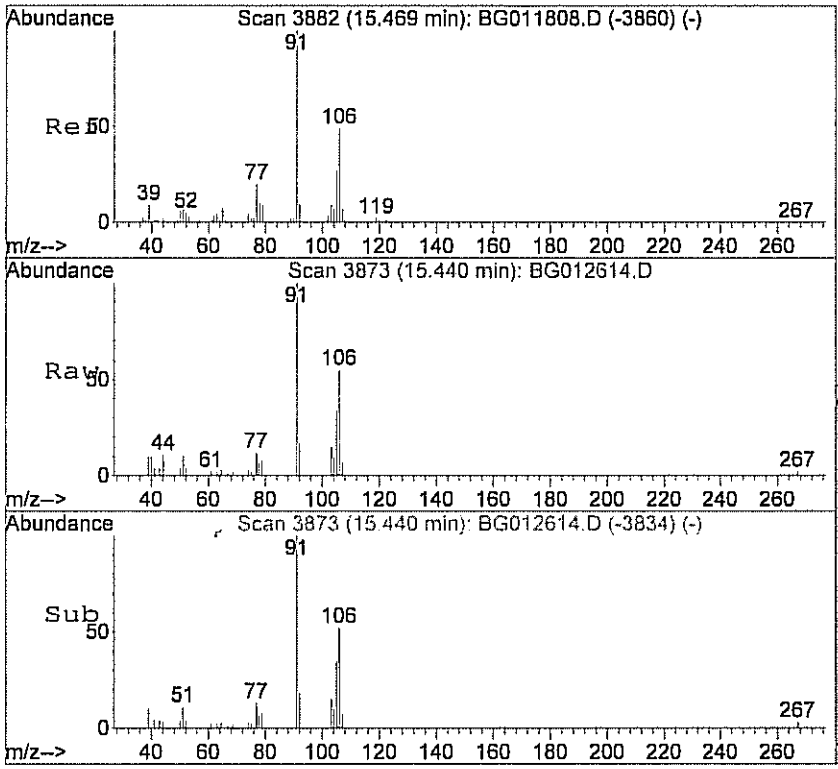

#53
m&p-xylene
Concen: 0.36 ppb
RT: 15.44 min Scan# 3873
Delta R.T. -0.03 min
Lab File: BG012614.D
Acq: 26 Jan 2011 7:21 pm

Tgt Ion: 91 Resp: 15593

Ion	Ratio	Lower	Upper
91	100		
106	65.0	34.5	74.5

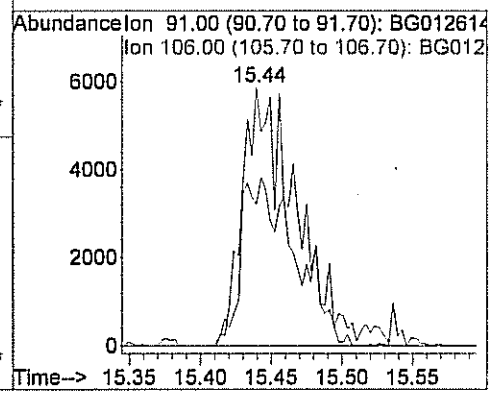

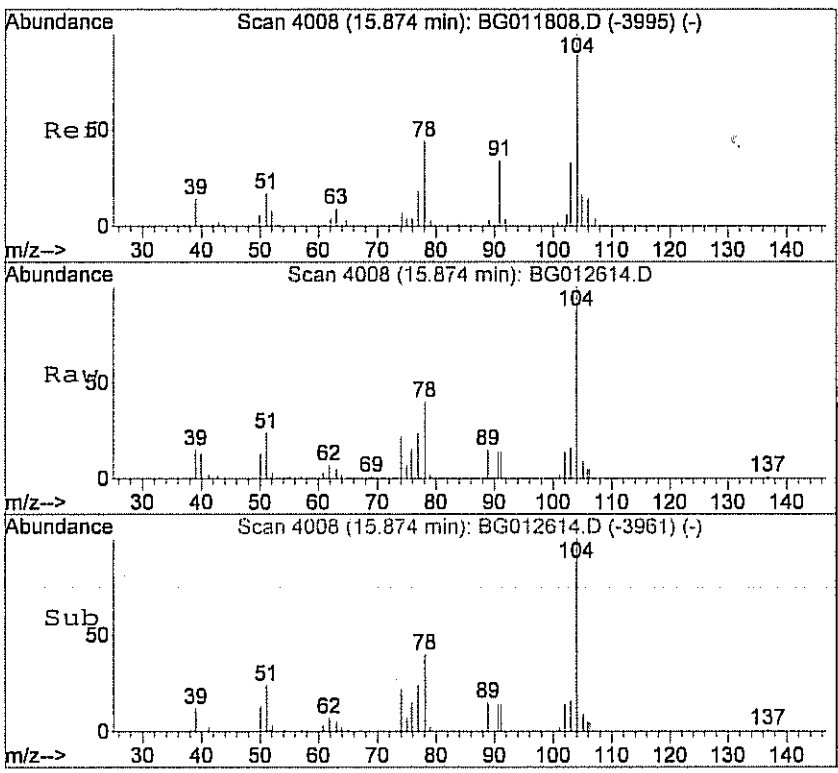

#54
Styrene
Concen: 0.49 ppb
RT: 15.87 min Scan# 4008
Delta R.T. -0.00 min
Lab File: BG012614.D
Acq: 26 Jan 2011 7:21 pm

Tgt Ion:104 Resp: 13110

Ion	Ratio	Lower	Upper
104	100		
78	33.0	13.1	53.1

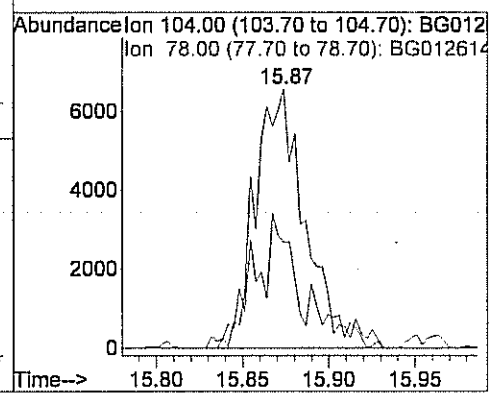

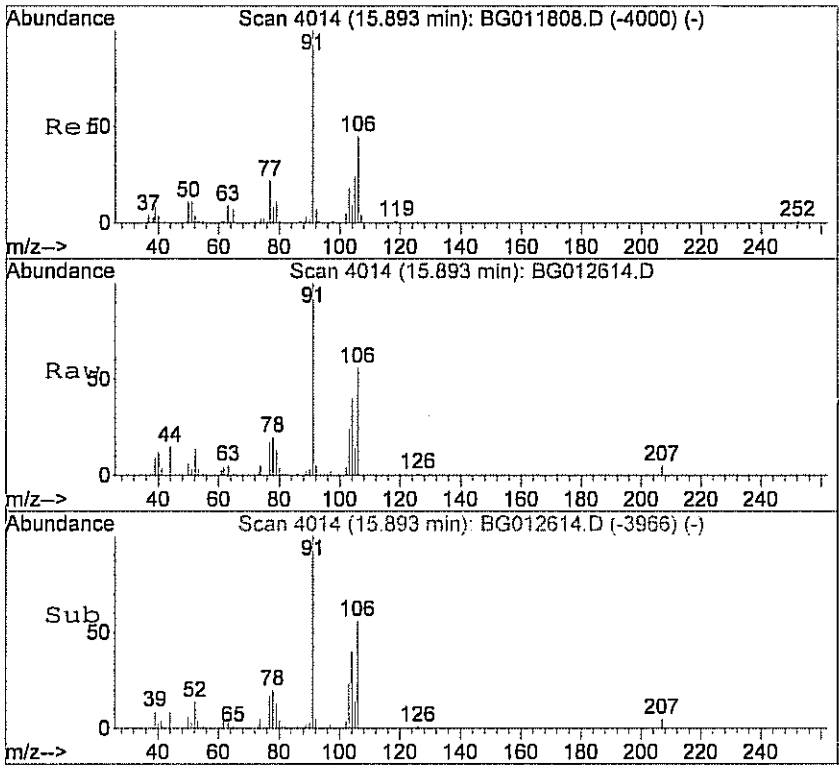

#56
o-xylene
Concen: 0.15 ppb m
RT: 15.89 min Scan# 4014
Delta R.T. 0.00 min
Lab File: BG012614.D
Acq: 26 Jan 2011 7:21 pm

Tgt Ion: 91 Resp: 7032

Ion	Ratio	Lower	Upper
91	100		
106	51.9	30.8	70.8

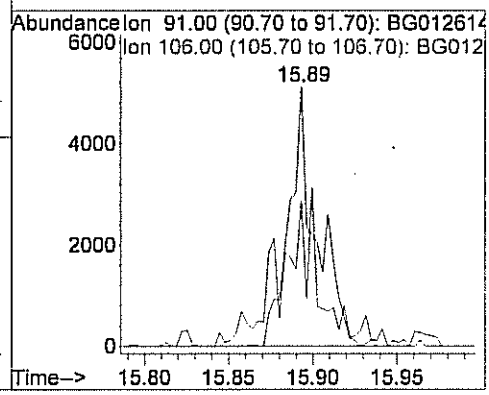

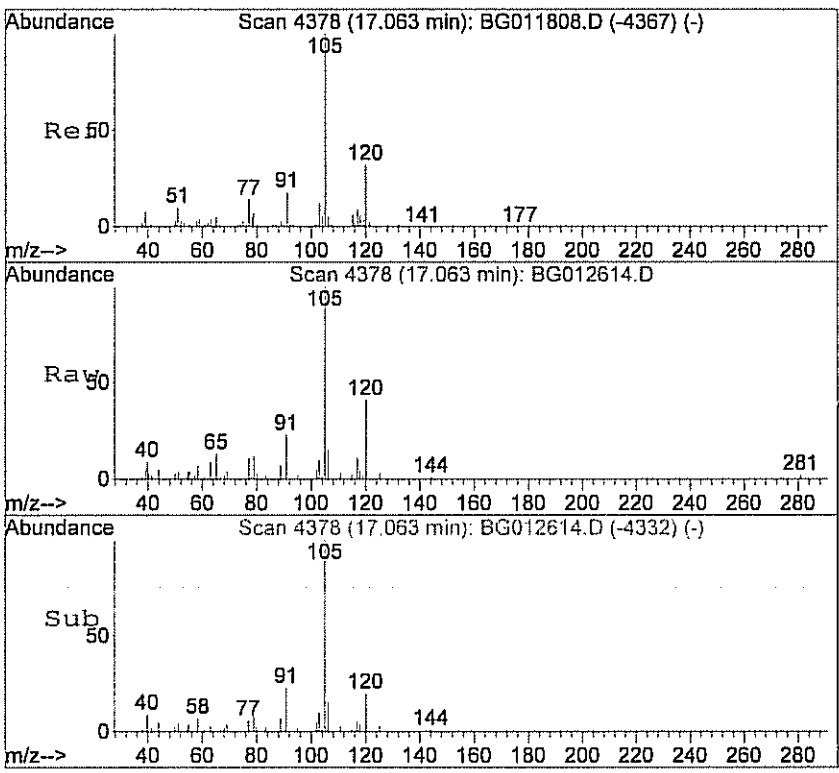

#59
4-ethyltoluene
Concen: 0.16 ppb
RT: 17.06 min Scan# 4378
Delta R.T. -0.00 min
Lab File: BG012614.D
Acq: 26 Jan 2011 7:21 pm

Tgt Ion:105 Resp: 7864

Ion	Ratio	Lower	Upper
105	100		
120	41.7	8.0	48.0

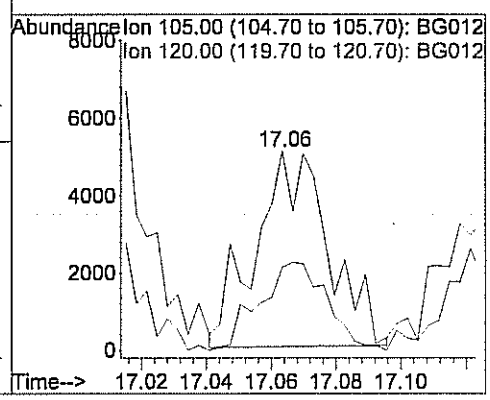

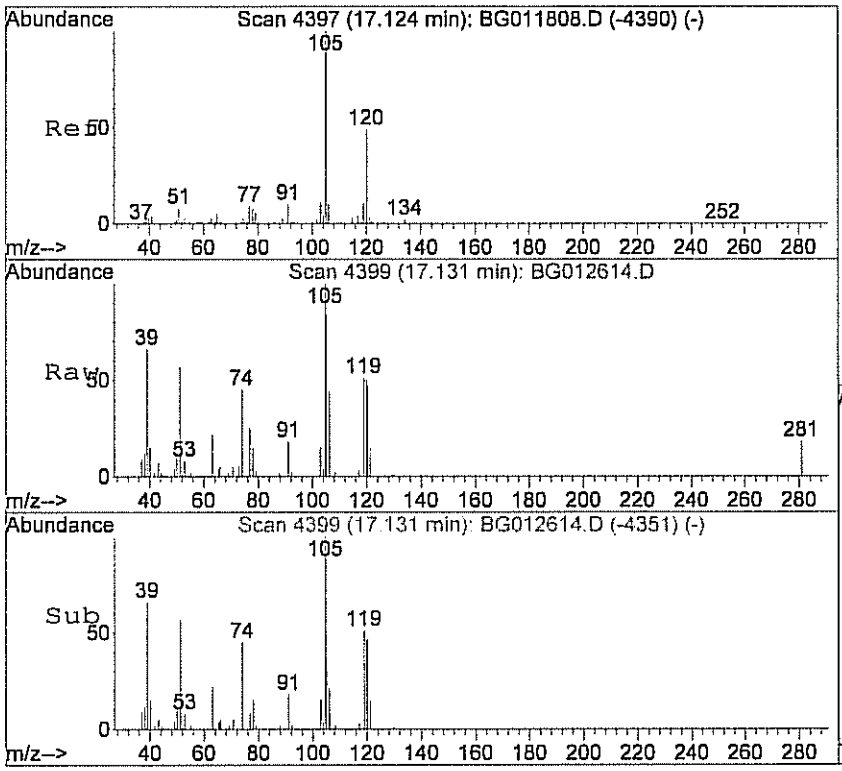

#60
1,3,5-trimethylbenzene
Concen: 0.16 ppb
RT: 17.13 min Scan# 4399
Delta R.T. 0.00 min
Lab File: BG012614.D
Acq: 26 Jan 2011 7:21 pm

Tgt Ion:105 Resp: 6751

Ion	Ratio	Lower	Upper
105	100		
120	62.1	27.9	67.9

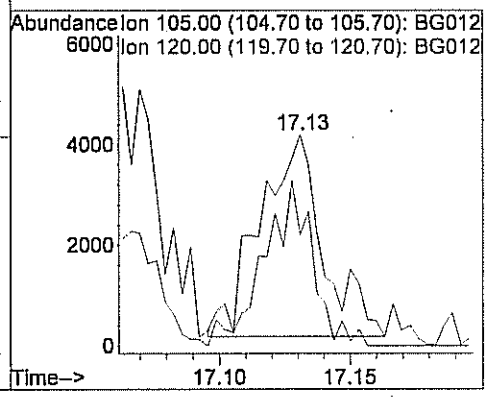

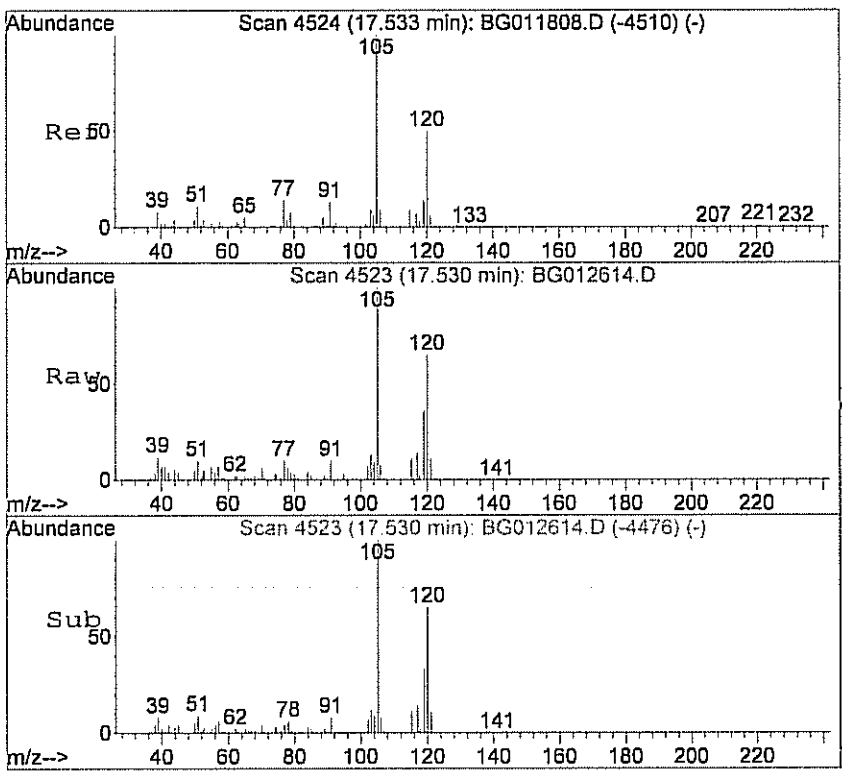

#61
1,2,4-trimethylbenzene
Concen: 0.77 ppb
RT: 17.53 min Scan# 4523
Delta R.T. -0.00 min
Lab File: BG012614.D
Acq: 26 Jan 2011 7:21 pm

Tgt Ion:105 Resp: 21287

Ion	Ratio	Lower	Upper
105	100		
120	59.1	52.0	92.0

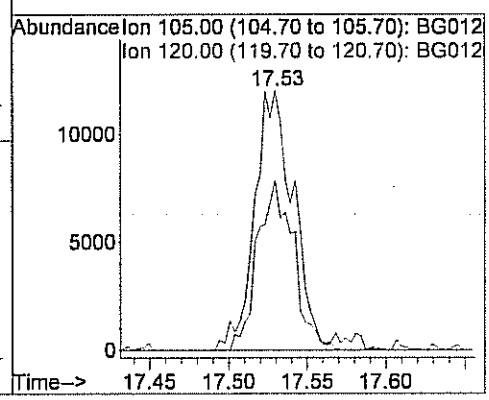

Quantitation Report (QT Reviewed)

Data File : C:\MSDCHEM\1\DATA\BG012729.D Vial: 17
Acq On : 28 Jan 2011 4:39 am Operator: LL
Sample : C1101035-012A 5X Inst : MSD #2
Misc : 1ugm3 & 0.25TCE,CT,VNCL Sample Multiplr: 1.00
MS Integration Params: RTEINT.P
Quant Time: Jan 28 05:01:01 2011 Quant Results File: B118_1UG.RES

Quant Method : C:\MSDCHEM\1\METHODS\B118_1UG.M (RTE Integrator)
Title : TO-15 VOA Standards for 5 point calibration
Last Update : Wed Jan 26 14:01:48 2011
Response via : Initial Calibration
DataAcq Meth : B118_1UG

Internal Standards	R.T.	QIon	Response	Conc	Units	Dev(Min)
1) Bromochloromethane	7.87	128	17213	1.00	ppb	0.00
30) 1,4-difluorobenzene	10.18	114	33962	1.00	ppb	0.00
44) Chlorobenzene-d5	14.98	117	31921	1.00	ppb	0.00
System Monitoring Compounds						
57) Bromofluorobenzene	16.51	95	15316	0.90	ppb	0.00
Spiked Amount 1.000	Range 70 - 130		Recovery = 90.00%			
Target Compounds						Qvalue
12) Acetone	4.77	58	6229	0.54	ppb	# 1
13) Isopropyl alcohol	4.81	45	31285	1.49	ppb	# 1
16) Methylene chloride	5.34	84	14543m	0.55	ppb	
37) Heptane	10.76	43	18011	1.00	ppb	92
45) Toluene	13.07	92	6395	0.27	ppb	84
61) 1,2,4-trimethylbenzene	17.53	105	2520	0.11	ppb	84

(#) = qualifier out of range (m) = manual integration (+) = signals summed

Quantitation Report (QT Reviewed)

Data File : C:\MSDCHEM\1\DATA\BG012729.D Vial: 17
Acq On : 28 Jan 2011 4:39 am Operator: LL
Sample : C1101035-012A 5X Inst : MSD #2
Misc : 1ugm3 & 0.25TCE,CT,VNCL Sample Multiplr: 1.00
MS Integration Params: RTEINT.P
Quant Time: Jan 31 16:57 2011 Quant Results File: B118_1UG.RES

Method : C:\MSDCHEM\1\METHODS\B118_1UG.M (RTE Integrator)
Title : TO-15 VOA Standards for 5 point calibration
Last Update : Tue Feb 01 16:05:43 2011
Response via : Initial Calibration

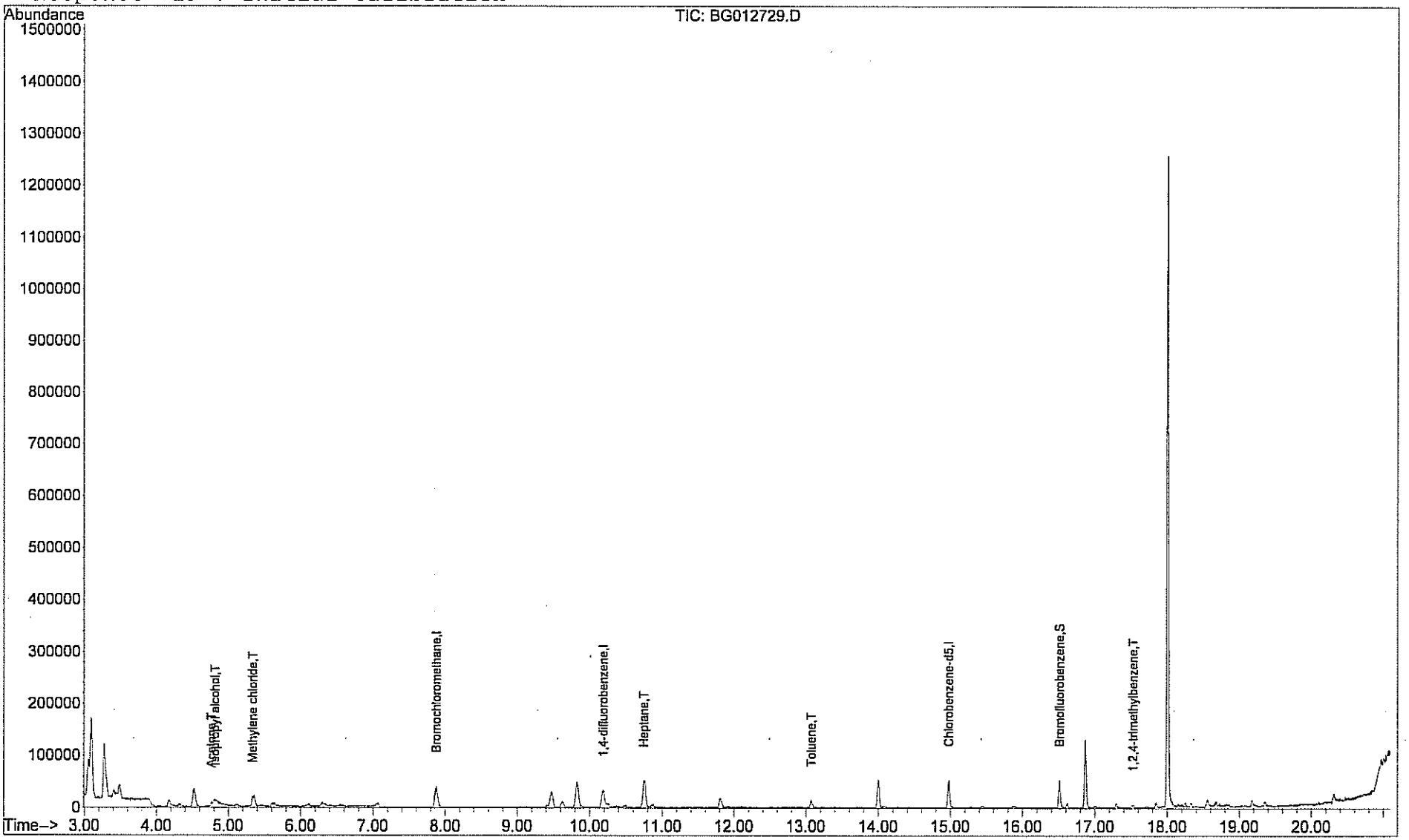

Centek Laboratories, LLC

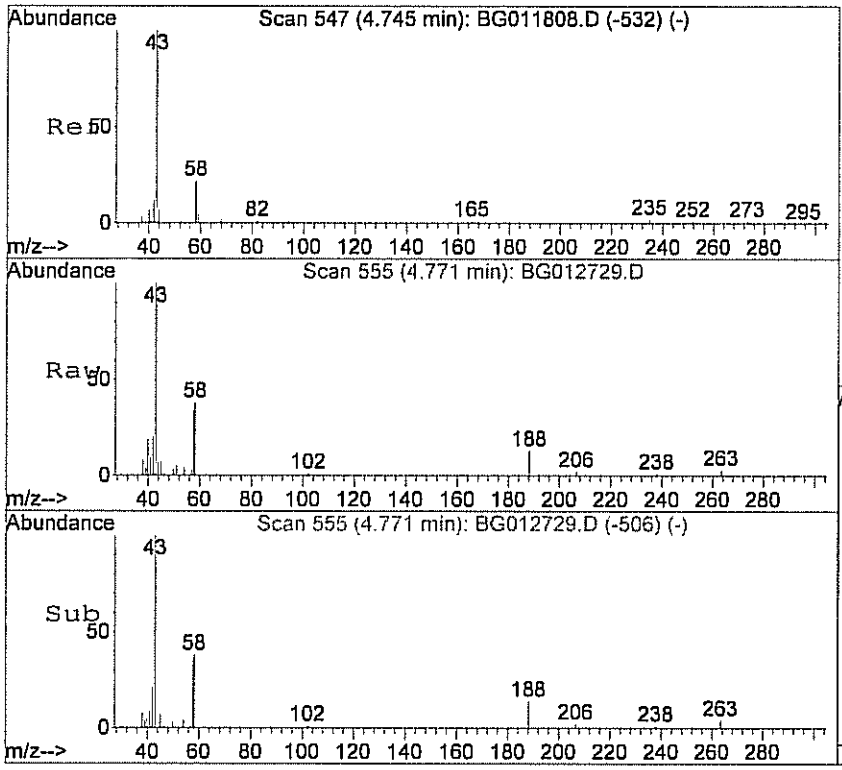

#12
Acetone
Concen: 0.54 ppb
RT: 4.77 min Scan# 555
Delta R.T. 0.01 min
Lab File: BG012729.D
Acq: 28 Jan 2011 4:39 am

Tgt Ion: 58 Resp: 6229

Ion	Ratio	Lower	Upper
58	100		
43	434.2	148.4	208.4#

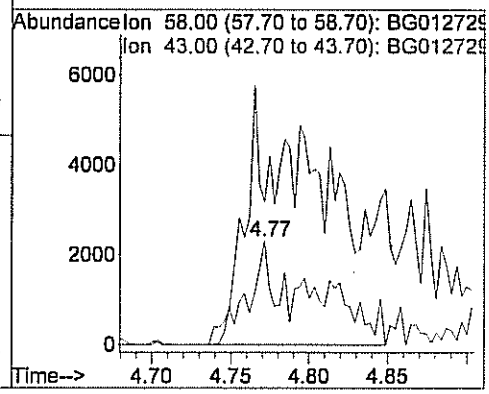

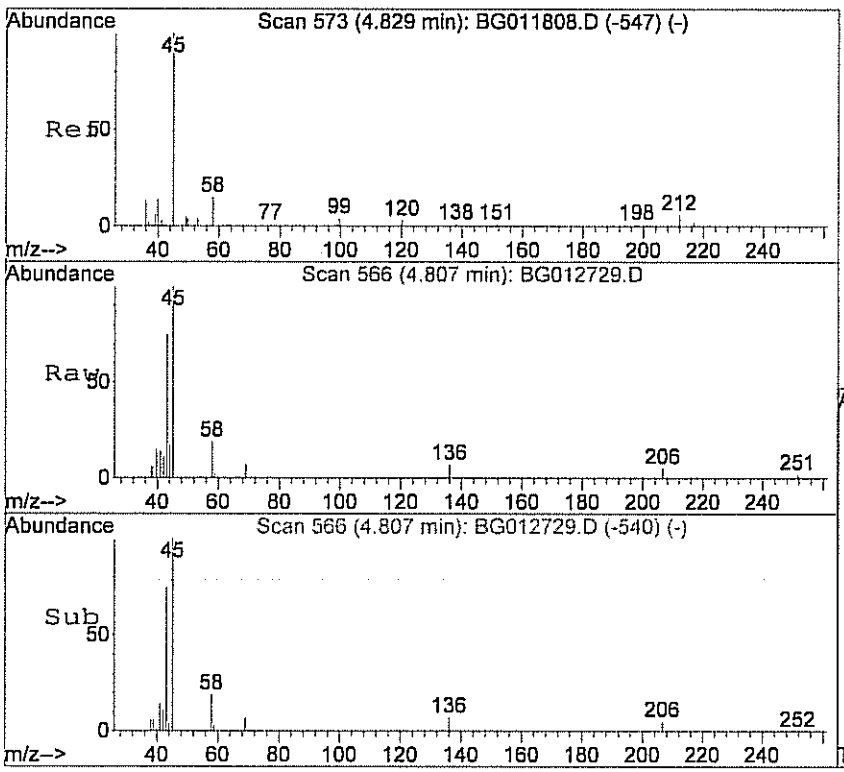

#13
Isopropyl alcohol
Concen: 1.49 ppb
RT: 4.81 min Scan# 566
Delta R.T. -0.07 min
Lab File: BG012729.D
Acq: 28 Jan 2011 4:39 am

Tgt Ion: 45 Resp: 31285

Ion	Ratio	Lower	Upper
45	100		
43	97.6	6.2	46.2#

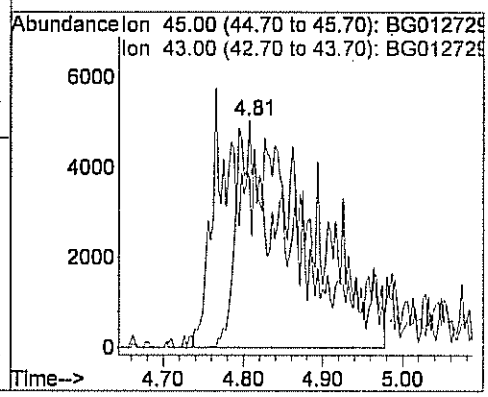

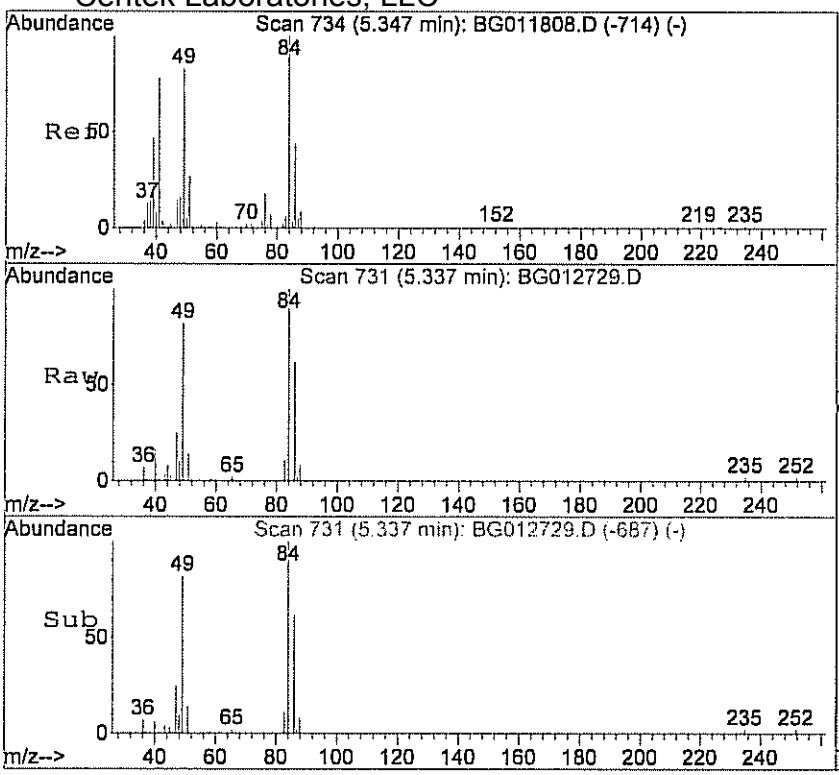

#16
Methylene chloride
Concen: 0.55 ppb m
RT: 5.34 min Scan# 731
Delta R.T. -0.01 min
Lab File: BG012729.D
Acq: 28 Jan 2011 4:39 am

Tgt Ion: 84 Resp: 14543

Ion	Ratio	Lower	Upper
84	100		
49	118.3	82.7	122.7
86	68.2	35.7	75.7

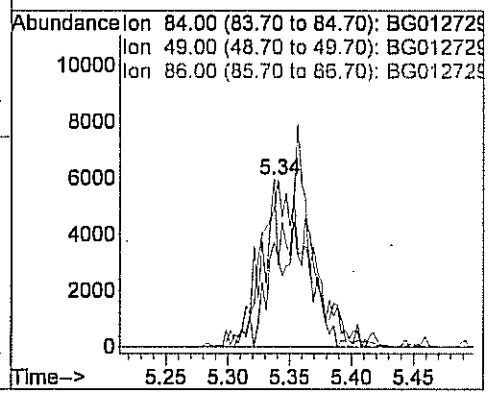

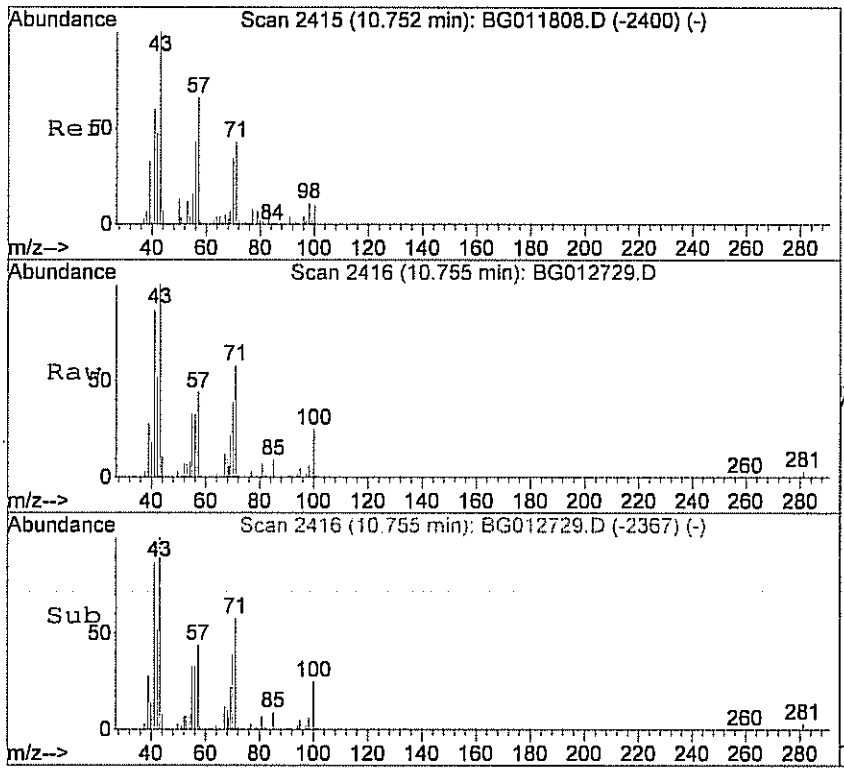

#37
Heptane
Concen: 1.00 ppb
RT: 10.76 min Scan# 2416
Delta R.T. 0.01 min
Lab File: BG012729.D
Acq: 28 Jan 2011 4:39 am

Tgt Ion: 43 Resp: 18011

Ion	Ratio	Lower	Upper
43	100		
57	54.6	40.1	80.1
71	68.0	41.4	81.4

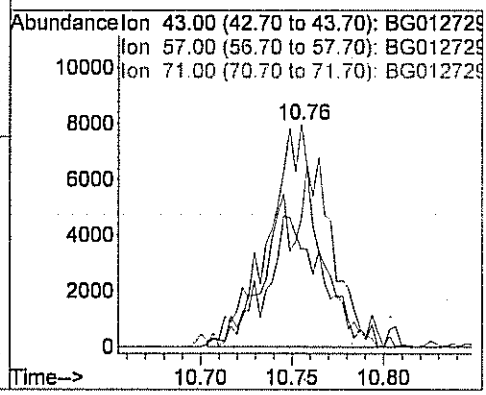

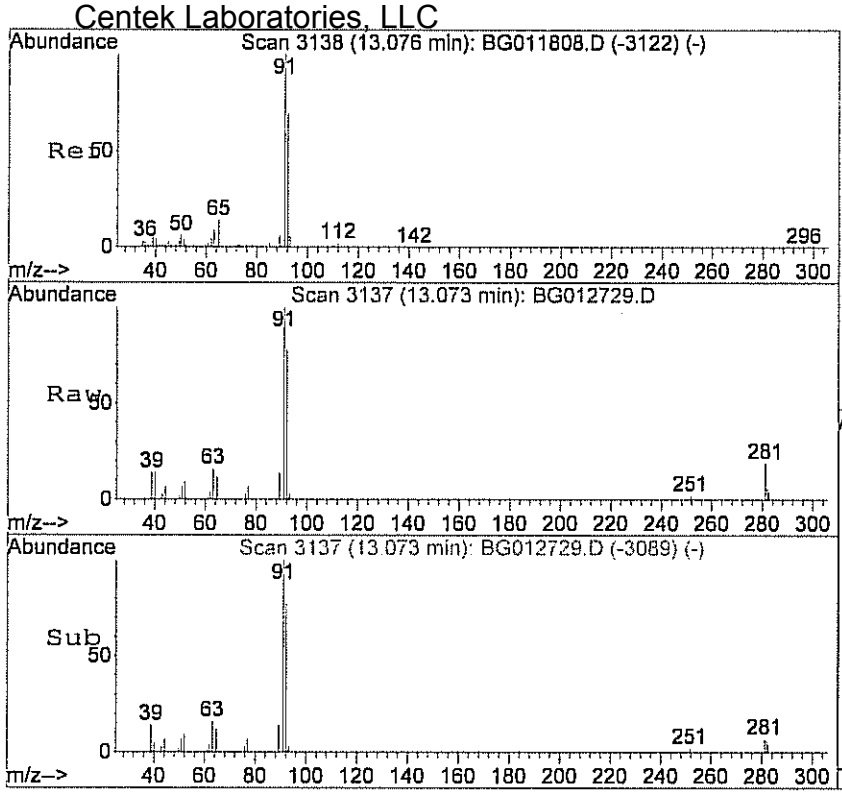

#45
Toluene
Concen: 0.27 ppb
RT: 13.07 min Scan# 3137
Delta R.T. 0.00 min
Lab File: BG012729.D
Acq: 28 Jan 2011 4:39 am

Tgt Ion: 92 Resp: 6395

Ion	Ratio	Lower	Upper
92	100		
91	160.9	121.5	161.5

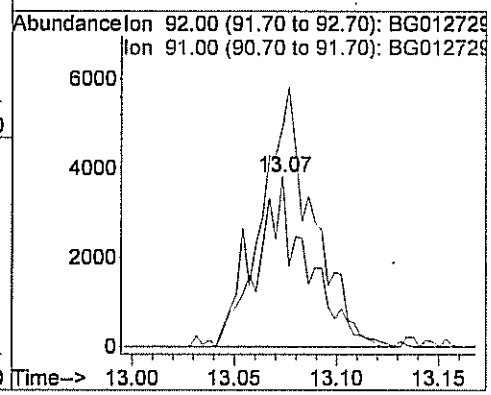

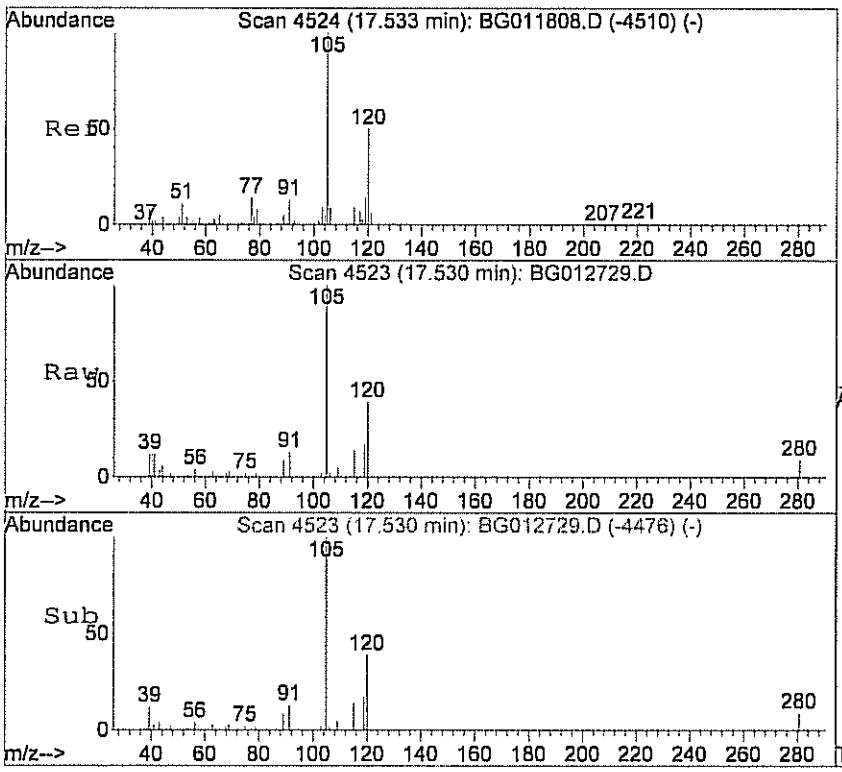

#61
1,2,4-trimethylbenzene
Concen: 0.11 ppb
RT: 17.53 min Scan# 4523
Delta R.T. -0.00 min
Lab File: BG012729.D
Acq: 28 Jan 2011 4:39 am

Tgt Ion:105 Resp: 2520

Ion	Ratio	Lower	Upper
105	100		
120	58.7	52.0	92.0

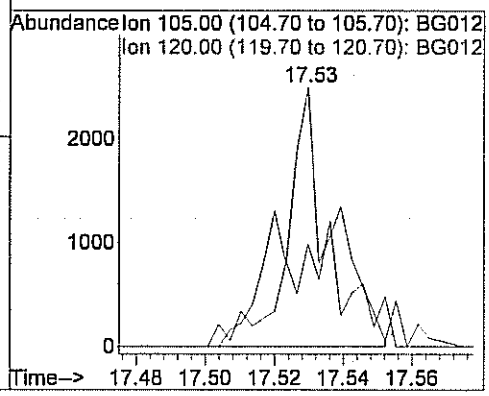

Centek Laboratories, LLC

Date: *22-Feb-11*

CLIENT:	Arcadis	**Client Sample ID:**	SS-VMP 5B
Lab Order:	C1101035	**Tag Number:**	418,277
Project:	Lockheed Martin NJ001014.0001	**Collection Date:**	1/25/2011
Lab ID:	C1101035-013A	**Matrix:**	AIR

Analyses	Result	**Limit	Qual	Units	DF	Date Analyzed
FIELD PARAMETERS		FLD				Analyst:
Lab Vacuum In	-5			"Hg		1/26/2011
Lab Vacuum Out	-30			"Hg		1/26/2011
1UG/M3 BY METHOD TO15		TO-15				Analyst: LL
1,1,1-Trichloroethane	< 0.15	0.15		ppbV	1	1/27/2011 5:33:00 PM
1,1,2,2-Tetrachloroethane	< 0.15	0.15		ppbV	1	1/27/2011 5:33:00 PM
1,1,2-Trichloroethane	< 0.15	0.15		ppbV	1	1/27/2011 5:33:00 PM
1,1-Dichloroethane	< 0.15	0.15		ppbV	1	1/27/2011 5:33:00 PM
1,1-Dichloroethene	< 0.15	0.15		ppbV	1	1/27/2011 5:33:00 PM
1,2,4-Trichlorobenzene	< 0.15	0.15		ppbV	1	1/27/2011 5:33:00 PM
1,2,4-Trimethylbenzene	0.21	0.15		ppbV	1	1/27/2011 5:33:00 PM
1,2-Dibromoethane	< 0.15	0.15		ppbV	1	1/27/2011 5:33:00 PM
1,2-Dichlorobenzene	< 0.15	0.15		ppbV	1	1/27/2011 5:33:00 PM
1,2-Dichloroethane	< 0.15	0.15		ppbV	1	1/27/2011 5:33:00 PM
1,2-Dichloropropane	< 0.15	0.15		ppbV	1	1/27/2011 5:33:00 PM
1,3,5-Trimethylbenzene	< 0.15	0.15		ppbV	1	1/27/2011 5:33:00 PM
1,3-butadiene	< 0.15	0.15		ppbV	1	1/27/2011 5:33:00 PM
1,3-Dichlorobenzene	< 0.15	0.15		ppbV	1	1/27/2011 5:33:00 PM
1,4-Dichlorobenzene	0.63	0.15		ppbV	1	1/27/2011 5:33:00 PM
1,4-Dioxane	< 0.30	0.30		ppbV	1	1/27/2011 5:33:00 PM
2,2,4-trimethylpentane	< 0.15	0.15		ppbV	1	1/27/2011 5:33:00 PM
4-ethyltoluene	< 0.15	0.15		ppbV	1	1/27/2011 5:33:00 PM
Acetone	8.0	2.4		ppbV	8	1/28/2011 5:53:00 PM
Allyl chloride	< 0.15	0.15		ppbV	1	1/27/2011 5:33:00 PM
Benzene	0.27	0.15		ppbV	1	1/27/2011 5:33:00 PM
Benzyl chloride	< 0.15	0.15		ppbV	1	1/27/2011 5:33:00 PM
Bromodichloromethane	< 0.15	0.15		ppbV	1	1/27/2011 5:33:00 PM
Bromoform	< 0.15	0.15		ppbV	1	1/27/2011 5:33:00 PM
Bromomethane	< 0.15	0.15		ppbV	1	1/27/2011 5:33:00 PM
Carbon disulfide	0.29	0.15		ppbV	1	1/27/2011 5:33:00 PM
Carbon tetrachloride	0.050	0.15	J	ppbV	1	1/27/2011 5:33:00 PM
Chlorobenzene	< 0.15	0.15		ppbV	1	1/27/2011 5:33:00 PM
Chloroethane	< 0.15	0.15		ppbV	1	1/27/2011 5:33:00 PM
Chloroform	< 0.15	0.15		ppbV	1	1/27/2011 5:33:00 PM
Chloromethane	0.31	0.15		ppbV	1	1/27/2011 5:33:00 PM
cis-1,2-Dichloroethene	< 0.15	0.15		ppbV	1	1/27/2011 5:33:00 PM
cis-1,3-Dichloropropene	< 0.15	0.15		ppbV	1	1/27/2011 5:33:00 PM
Cyclohexane	0.32	0.15		ppbV	1	1/27/2011 5:33:00 PM
Dibromochloromethane	< 0.15	0.15		ppbV	1	1/27/2011 5:33:00 PM
Ethyl acetate	< 0.25	0.25		ppbV	1	1/27/2011 5:33:00 PM

Qualifiers:

**	Reporting Limit	.	Results reported are not blank corrected
B	Analyte detected in the associated Method Blank	E	Value above quantitation range
H	Holding times for preparation or analysis exceeded	J	Analyte detected at or below quantitation limits
JN	Non-routine analyte. Quantitation estimated.	ND	Not Detected at the Reporting Limit
S	Spike Recovery outside accepted recovery limits		

Centek Laboratories, LLC

Date: *22-Feb-11*

CLIENT:	Arcadis	**Client Sample ID:**	SS-VMP 5B
Lab Order:	C1101035	**Tag Number:**	418,277
Project:	Lockheed Martin NJ001014.0001	**Collection Date:**	1/25/2011
Lab ID:	C1101035-013A	**Matrix:**	AIR

Analyses	Result	**Limit	Qual	Units	DF	Date Analyzed
1UG/M3 BY METHOD TO15		TO-15				Analyst: LL
Ethylbenzene	0.11	0.15	J	ppbV	1	1/27/2011 5:33:00 PM
Freon 11	0.22	0.15		ppbV	1	1/27/2011 5:33:00 PM
Freon 113	0.11	0.15	J	ppbV	1	1/27/2011 5:33:00 PM
Freon 114	< 0.15	0.15		ppbV	1	1/27/2011 5:33:00 PM
Freon 12	0.41	0.15		ppbV	1	1/27/2011 5:33:00 PM
Heptane	0.27	0.15		ppbV	1	1/27/2011 5:33:00 PM
Hexachloro-1,3-butadiene	< 0.15	0.15		ppbV	1	1/27/2011 5:33:00 PM
Hexane	0.33	0.15		ppbV	1	1/27/2011 5:33:00 PM
Isopropyl alcohol	190	24		ppbV	160	1/28/2011 6:27:00 PM
m&p-Xylene	0.27	0.30	J	ppbV	1	1/27/2011 5:33:00 PM
Methyl Butyl Ketone	< 0.30	0.30		ppbV	1	1/27/2011 5:33:00 PM
Methyl Ethyl Ketone	< 0.30	0.30		ppbV	1	1/27/2011 5:33:00 PM
Methyl Isobutyl Ketone	< 0.30	0.30		ppbV	1	1/27/2011 5:33:00 PM
Methyl tert-butyl ether	< 0.15	0.15		ppbV	1	1/27/2011 5:33:00 PM
Methylene chloride	90	24		ppbV	160	1/28/2011 6:27:00 PM
o-Xylene	< 0.15	0.15		ppbV	1	1/27/2011 5:33:00 PM
Propylene	< 0.15	0.15		ppbV	1	1/27/2011 5:33:00 PM
Styrene	< 0.15	0.15		ppbV	1	1/27/2011 5:33:00 PM
Tetrachloroethylene	< 0.15	0.15		ppbV	1	1/27/2011 5:33:00 PM
Tetrahydrofuran	1.6	0.15		ppbV	1	1/27/2011 5:33:00 PM
Toluene	1.1	0.15		ppbV	1	1/27/2011 5:33:00 PM
trans-1,2-Dichloroethene	< 0.15	0.15		ppbV	1	1/27/2011 5:33:00 PM
trans-1,3-Dichloropropene	< 0.15	0.15		ppbV	1	1/27/2011 5:33:00 PM
Trichloroethene	0.050	0.15	J	ppbV	1	1/27/2011 5:33:00 PM
Vinyl acetate	< 0.15	0.15		ppbV	1	1/27/2011 5:33:00 PM
Vinyl Bromide	< 0.15	0.15		ppbV	1	1/27/2011 5:33:00 PM
Vinyl chloride	< 0.15	0.15		ppbV	1	1/27/2011 5:33:00 PM
Surr: Bromofluorobenzene	88.0	70-130		%REC	1	1/27/2011 5:33:00 PM

Qualifiers:

**	Reporting Limit	.	Results reported are not blank corrected
B	Analyte detected in the associated Method Blank	E	Value above quantitation range
H	Holding times for preparation or analysis exceeded	J	Analyte detected at or below quantitation limits
JN	Non-routine analyte. Quantitation estimated.	ND	Not Detected at the Reporting Limit
S	Spike Recovery outside accepted recovery limits		

Centek Laboratories, LLC

Date: *22-Feb-11*

CLIENT:	Arcadis	**Client Sample ID:**	SS-VMP 5B
Lab Order:	C1101035	**Tag Number:**	418,277
Project:	Lockheed Martin NJ001014.0001	**Collection Date:**	1/25/2011
Lab ID:	C1101035-013A	**Matrix:**	AIR

Analyses	Result	**Limit	Qual	Units	DF	Date Analyzed
1UG/M3 BY METHOD TO15		TO-15				Analyst: LL
1,1,1-Trichloroethane	< 0.83	0.83		ug/m3	1	1/27/2011 5:33:00 PM
1,1,2,2-Tetrachloroethane	< 1.0	1.0		ug/m3	1	1/27/2011 5:33:00 PM
1,1,2-Trichloroethane	< 0.83	0.83		ug/m3	1	1/27/2011 5:33:00 PM
1,1-Dichloroethane	< 0.62	0.62		ug/m3	1	1/27/2011 5:33:00 PM
1,1-Dichloroethene	< 0.60	0.60		ug/m3	1	1/27/2011 5:33:00 PM
1,2,4-Trichlorobenzene	< 1.1	1.1		ug/m3	1	1/27/2011 5:33:00 PM
1,2,4-Trimethylbenzene	1.0	0.75		ug/m3	1	1/27/2011 5:33:00 PM
1,2-Dibromoethane	< 1.2	1.2		ug/m3	1	1/27/2011 5:33:00 PM
1,2-Dichlorobenzene	< 0.92	0.92		ug/m3	1	1/27/2011 5:33:00 PM
1,2-Dichloroethane	< 0.62	0.62		ug/m3	1	1/27/2011 5:33:00 PM
1,2-Dichloropropane	< 0.70	0.70		ug/m3	1	1/27/2011 5:33:00 PM
1,3,5-Trimethylbenzene	< 0.75	0.75		ug/m3	1	1/27/2011 5:33:00 PM
1,3-butadiene	< 0.34	0.34		ug/m3	1	1/27/2011 5:33:00 PM
1,3-Dichlorobenzene	< 0.92	0.92		ug/m3	1	1/27/2011 5:33:00 PM
1,4-Dichlorobenzene	3.9	0.92		ug/m3	1	1/27/2011 5:33:00 PM
1,4-Dioxane	< 1.1	1.1		ug/m3	1	1/27/2011 5:33:00 PM
2,2,4-trimethylpentane	< 0.71	0.71		ug/m3	1	1/27/2011 5:33:00 PM
4-ethyltoluene	< 0.75	0.75		ug/m3	1	1/27/2011 5:33:00 PM
Acetone	19	5.8		ug/m3	8	1/28/2011 5:53:00 PM
Allyl chloride	< 0.48	0.48		ug/m3	1	1/27/2011 5:33:00 PM
Benzene	0.88	0.49		ug/m3	1	1/27/2011 5:33:00 PM
Benzyl chloride	< 0.88	0.88		ug/m3	1	1/27/2011 5:33:00 PM
Bromodichloromethane	< 1.0	1.0		ug/m3	1	1/27/2011 5:33:00 PM
Bromoform	< 1.6	1.6		ug/m3	1	1/27/2011 5:33:00 PM
Bromomethane	< 0.59	0.59		ug/m3	1	1/27/2011 5:33:00 PM
Carbon disulfide	0.92	0.47		ug/m3	1	1/27/2011 5:33:00 PM
Carbon tetrachloride	0.32	0.96	J	ug/m3	1	1/27/2011 5:33:00 PM
Chlorobenzene	< 0.70	0.70		ug/m3	1	1/27/2011 5:33:00 PM
Chloroethane	< 0.40	0.40		ug/m3	1	1/27/2011 5:33:00 PM
Chloroform	< 0.74	0.74		ug/m3	1	1/27/2011 5:33:00 PM
Chloromethane	0.65	0.31		ug/m3	1	1/27/2011 5:33:00 PM
cis-1,2-Dichloroethene	< 0.60	0.60		ug/m3	1	1/27/2011 5:33:00 PM
cis-1,3-Dichloropropene	< 0.69	0.69		ug/m3	1	1/27/2011 5:33:00 PM
Cyclohexane	1.1	0.52		ug/m3	1	1/27/2011 5:33:00 PM
Dibromochloromethane	< 1.3	1.3		ug/m3	1	1/27/2011 5:33:00 PM
Ethyl acetate	< 0.92	0.92		ug/m3	1	1/27/2011 5:33:00 PM
Ethylbenzene	0.49	0.66	J	ug/m3	1	1/27/2011 5:33:00 PM
Freon 11	1.3	0.86		ug/m3	1	1/27/2011 5:33:00 PM
Freon 113	0.86	1.2	J	ug/m3	1	1/27/2011 5:33:00 PM
Freon 114	< 1.1	1.1		ug/m3	1	1/27/2011 5:33:00 PM

Qualifiers:

**	Reporting Limit	.	Results reported are not blank corrected
B	Analyte detected in the associated Method Blank	E	Value above quantitation range
H	Holding times for preparation or analysis exceeded	J	Analyte detected at or below quantitation limits
JN	Non-routine analyte. Quantitation estimated.	ND	Not Detected at the Reporting Limit
S	Spike Recovery outside accepted recovery limits		

Centek Laboratories, LLC

Date: *22-Feb-11*

CLIENT:	Arcadis	**Client Sample ID:**	SS-VMP 5B
Lab Order:	C1101035	**Tag Number:**	418,277
Project:	Lockheed Martin NJ001014.0001	**Collection Date:**	1/25/2011
Lab ID:	C1101035-013A	**Matrix:**	AIR

Analyses	Result	**Limit	Qual	Units	DF	Date Analyzed
1UG/M3 BY METHOD TO15		TO-15				Analyst: LL
Freon 12	2.1	0.75		ug/m3	1	1/27/2011 5:33:00 PM
Heptane	1.1	0.62		ug/m3	1	1/27/2011 5:33:00 PM
Hexachloro-1,3-butadiene	< 1.6	1.6		ug/m3	1	1/27/2011 5:33:00 PM
Hexane	1.2	0.54		ug/m3	1	1/27/2011 5:33:00 PM
Isopropyl alcohol	460	60		ug/m3	160	1/28/2011 6:27:00 PM
m&p-Xylene	1.2	1.3	J	ug/m3	1	1/27/2011 5:33:00 PM
Methyl Butyl Ketone	< 1.2	1.2		ug/m3	1	1/27/2011 5:33:00 PM
Methyl Ethyl Ketone	< 0.90	0.90		ug/m3	1	1/27/2011 5:33:00 PM
Methyl Isobutyl Ketone	< 1.2	1.2		ug/m3	1	1/27/2011 5:33:00 PM
Methyl tert-butyl ether	< 0.55	0.55		ug/m3	1	1/27/2011 5:33:00 PM
Methylene chloride	320	85		ug/m3	160	1/28/2011 6:27:00 PM
o-Xylene	< 0.66	0.66		ug/m3	1	1/27/2011 5:33:00 PM
Propylene	< 0.26	0.26		ug/m3	1	1/27/2011 5:33:00 PM
Styrene	< 0.65	0.65		ug/m3	1	1/27/2011 5:33:00 PM
Tetrachloroethylene	< 1.0	1.0		ug/m3	1	1/27/2011 5:33:00 PM
Tetrahydrofuran	4.7	0.45		ug/m3	1	1/27/2011 5:33:00 PM
Toluene	4.1	0.57		ug/m3	1	1/27/2011 5:33:00 PM
trans-1,2-Dichloroethene	< 0.60	0.60		ug/m3	1	1/27/2011 5:33:00 PM
trans-1,3-Dichloropropene	< 0.69	0.69		ug/m3	1	1/27/2011 5:33:00 PM
Trichloroethene	0.27	0.82	J	ug/m3	1	1/27/2011 5:33:00 PM
Vinyl acetate	< 0.54	0.54		ug/m3	1	1/27/2011 5:33:00 PM
Vinyl Bromide	< 0.67	0.67		ug/m3	1	1/27/2011 5:33:00 PM
Vinyl chloride	< 0.39	0.39		ug/m3	1	1/27/2011 5:33:00 PM

Qualifiers:

**	Reporting Limit	.	Results reported are not blank corrected
B	Analyte detected in the associated Method Blank	E	Value above quantitation range
H	Holding times for preparation or analysis exceeded	J	Analyte detected at or below quantitation limits
JN	Non-routine analyte. Quantitation estimated.	ND	Not Detected at the Reporting Limit
S	Spike Recovery outside accepted recovery limits		

Quantitation Report (QT Reviewed)

Data File : C:\MSDCHEM\1\DATA\BG012709.D Vial: 41
Acq On : 27 Jan 2011 5:33 pm Operator: LL
Sample : C1101035-013A Inst : MSD #2
Misc : 1ugm3 & 0.25TCE,CT,VNCL Sample Multiplr: 1.00
MS Integration Params: RTEINT.P
Quant Time: Jan 28 10:39:42 2011 Quant Results File: B118_1UG.RES

Quant Method : C:\MSDCHEM\1\METHODS\B118_1UG.M (RTE Integrator)
Title : TO-15 VOA Standards for 5 point calibration
Last Update : Wed Jan 26 14:01:48 2011
Response via : Initial Calibration
DataAcq Meth : B118_1UG

Internal Standards	R.T.	QIon	Response	Conc	Units	Dev(Min)
1) Bromochloromethane	7.87	128	17416	1.00	ppb	0.00
30) 1,4-difluorobenzene	10.18	114	51021	1.00	ppb	0.00
44) Chlorobenzene-d5	14.98	117	53198	1.00	ppb	0.00
System Monitoring Compounds						
57) Bromofluorobenzene	16.51	95	24960	0.88	ppb	0.00
Spiked Amount 1.000	Range 70 - 130		Recovery = 88.00%			
Target Compounds						Qvalue
3) Freon 12	3.13	85	43416	0.41	ppb	97
4) Chloromethane	3.28	50	11883	0.31	ppb	82
11) Freon 11	4.32	101	22640	0.22	ppb	92
12) Acetone	4.59	58	104766m	8.97	ppb	
13) Isopropyl alcohol	4.63	45	4524368m	213.22	ppb	
15) Freon 113	5.12	101	7846	0.11	ppb	87
16) Methylene chloride	5.35	84	2078372	77.70	ppb	85
18) Carbon disulfide	5.46	76	25753	0.29	ppb	90
25) Hexane	7.07	41	10295m	0.33	ppb	
28) Tetrahydrofuran	8.64	42	10703m	1.57	ppb	
32) Cyclohexane	9.47	56	8187m	0.32	ppb	
33) Carbon tetrachloride	9.42	117	4895m	0.05	ppb	
34) Benzene	9.41	78	19642m	0.27	ppb	
37) Heptane	10.75	43	7364	0.27	ppb	99
38) Trichloroethene	10.86	130	2398m	0.05	ppb	
45) Toluene	13.07	92	41245	1.06	ppb	85
52) Ethylbenzene	15.28	91	6462	0.11	ppb	88
53) m&p-xylene	15.44	91	15731	0.27	ppb	90
61) 1,2,4-trimethylbenzene	17.53	105	7681	0.21	ppb	94
64) 1,4-dichlorobenzene	17.90	146	27419	0.63	ppb	85

(#) = qualifier out of range (m) = manual integration (+) = signals summed

Quantitation Report (QT Reviewed)

Data File : C:\MSDCHEM\1\DATA\BG012709.D Vial: 41
Acq On : 27 Jan 2011 5:33 pm Operator: LL
Sample : C1101035-013A Inst : MSD #2
Misc : 1ugm3 & 0.25TCE,CT,VNCL Sample Multiplr: 1.00
MS Integration Params: RTEINT.P
Quant Time: Jan 28 10:48 2011 Quant Results File: B118_1UG.RES

Method : C:\MSDCHEM\1\METHODS\B118_1UG.M (RTE Integrator)
Title : TO-15 VOA Standards for 5 point calibration
Last Update : Tue Feb 01 16:05:43 2011
Response via : Initial Calibration

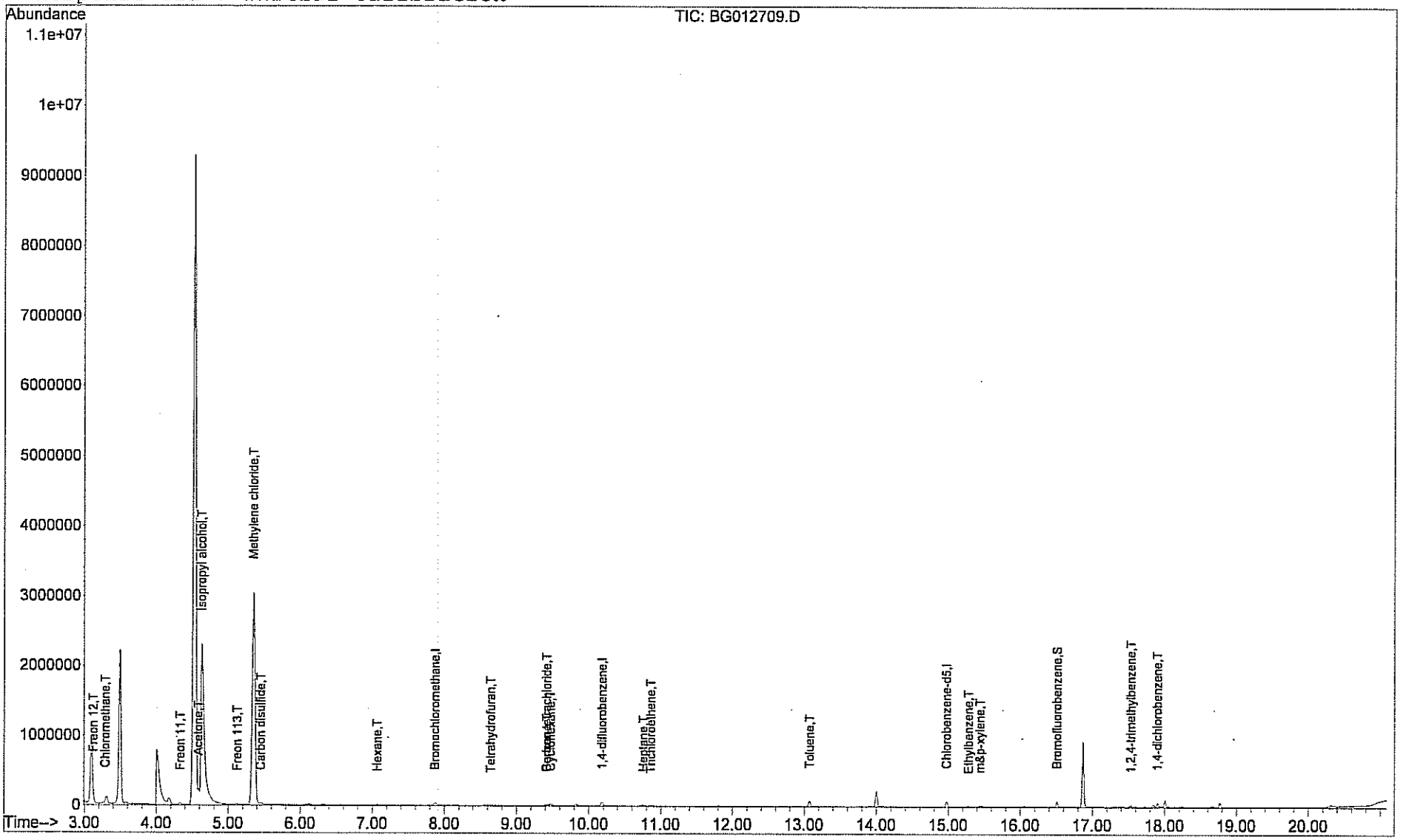

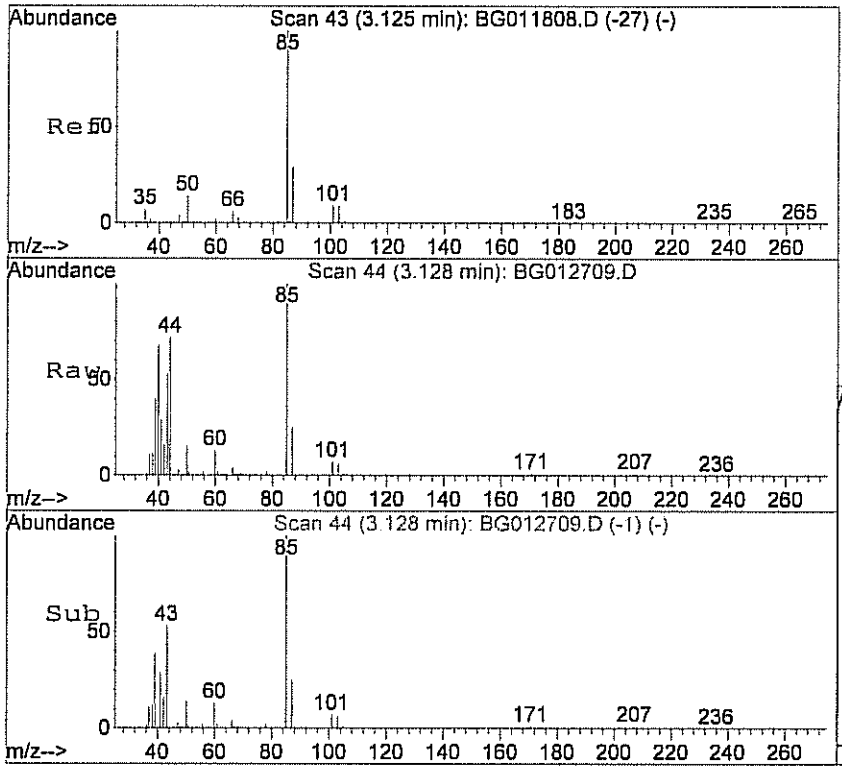

#3
Freon 12
Concen: 0.41 ppb
RT: 3.13 min Scan# 44
Delta R.T. 0.00 min
Lab File: BG012709.D
Acq: 27 Jan 2011 5:33 pm

Tgt Ion: 85 Resp: 43416

Ion	Ratio	Lower	Upper
85	100		
87	32.2	14.1	54.1

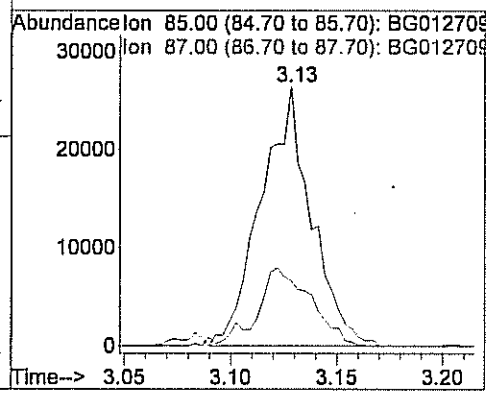

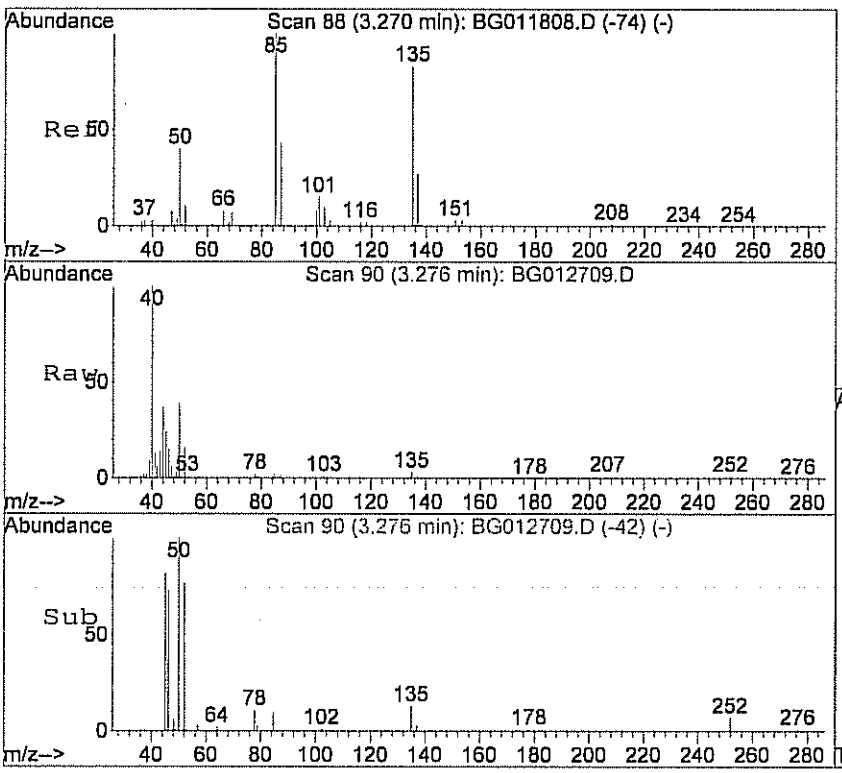

#4
Chloromethane
Concen: 0.31 ppb
RT: 3.28 min Scan# 90
Delta R.T. 0.00 min
Lab File: BG012709.D
Acq: 27 Jan 2011 5:33 pm

Tgt Ion: 50 Resp: 11883

Ion	Ratio	Lower	Upper
50	100		
52	24.5	0.0	36.8

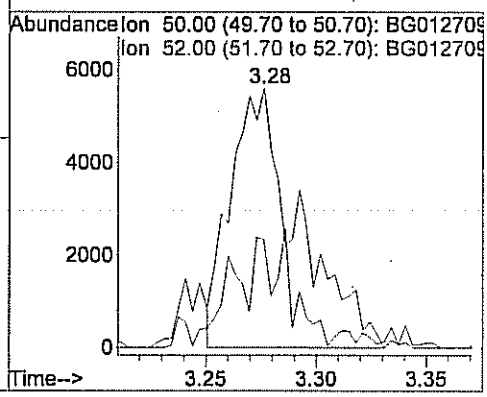

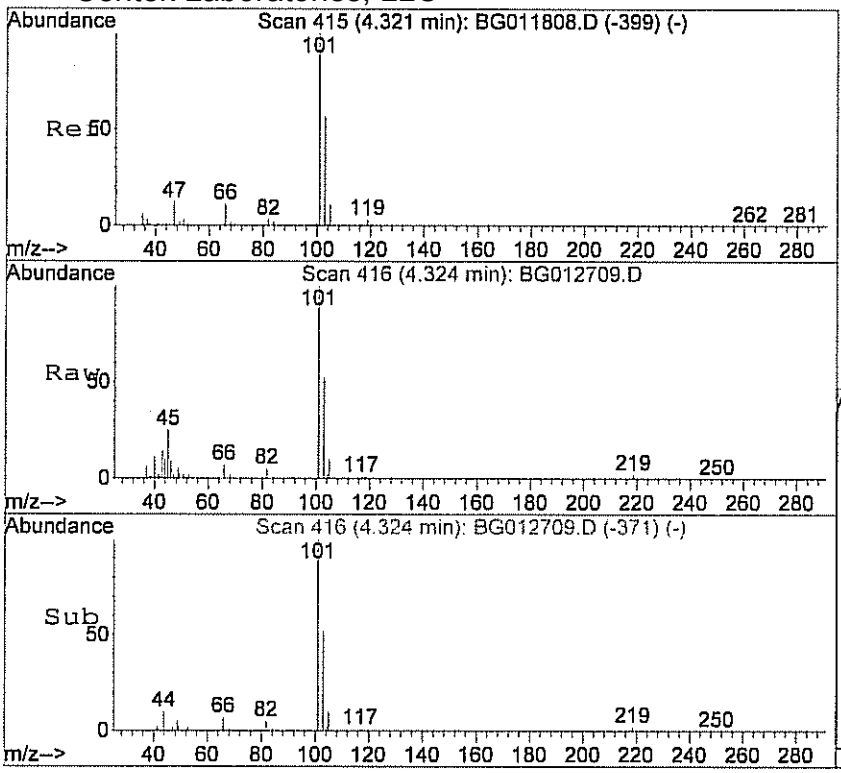

#11
Freon 11
Concen: 0.22 ppb
RT: 4.32 min Scan# 416
Delta R.T. -0.01 min
Lab File: BG012709.D
Acq: 27 Jan 2011 5:33 pm

Tgt Ion:101 Resp: 22640

Ion	Ratio	Lower	Upper
101	100		
103	62.0	49.2	89.2
105	9.2	0.0	27.9

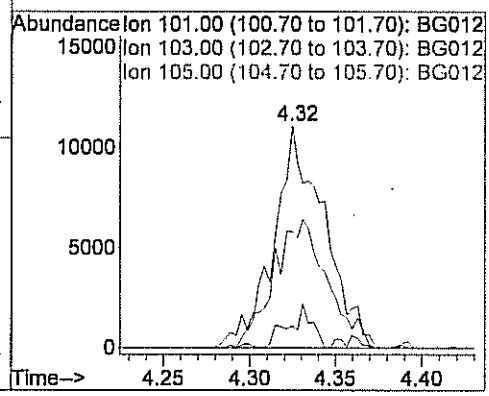

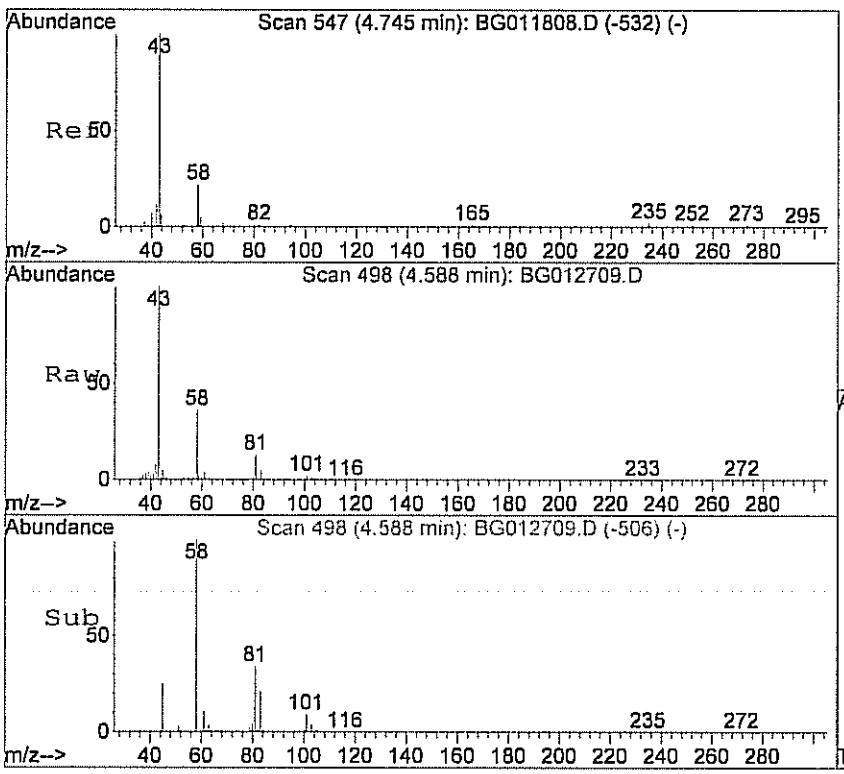

#12
Acetone
Concen: 8.97 ppb m
RT: 4.59 min Scan# 498
Delta R.T. -0.18 min
Lab File: BG012709.D
Acq: 27 Jan 2011 5:33 pm

Tgt Ion: 58 Resp: 104766

Ion	Ratio	Lower	Upper
58	100		
43	0.0	148.4	208.4#

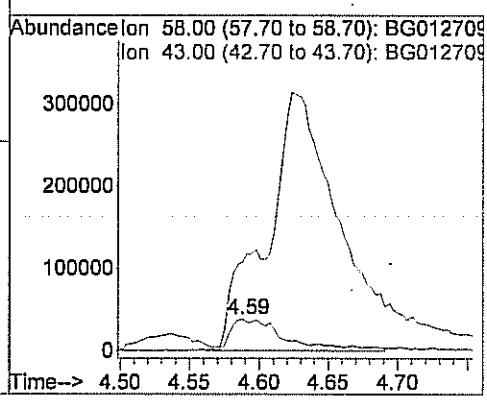

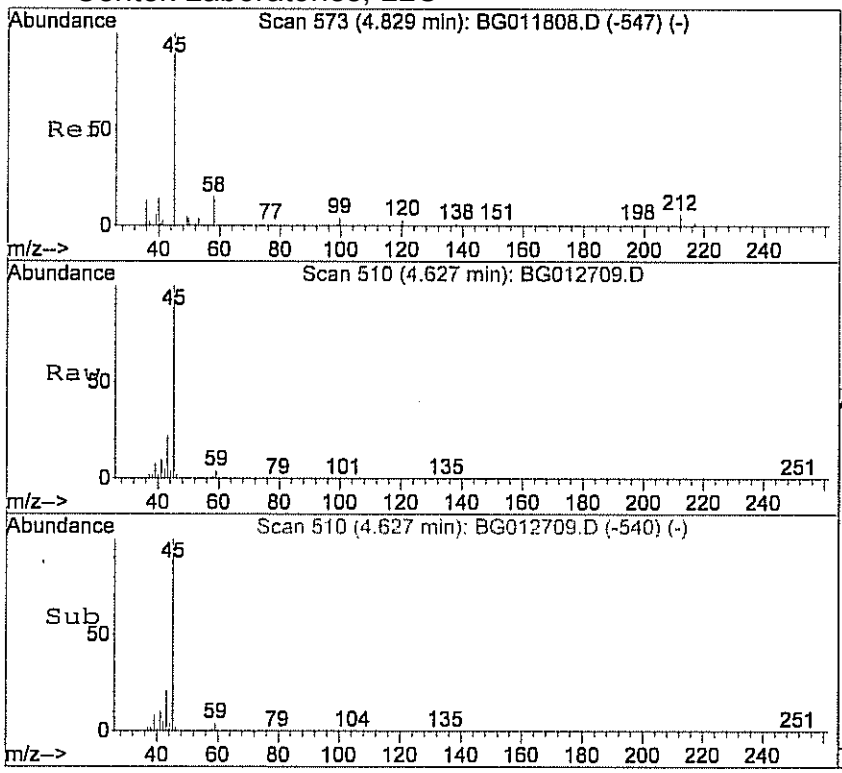

#13
Isopropyl alcohol
Concen: 213.22 ppb m
RT: 4.63 min Scan# 510
Delta R.T. -0.25 min
Lab File: BG012709.D
Acq: 27 Jan 2011 5:33 pm

Tgt Ion: 45 Resp: 4524368

Ion	Ratio	Lower	Upper
45	100		
43	0.0	6.2	46.2#

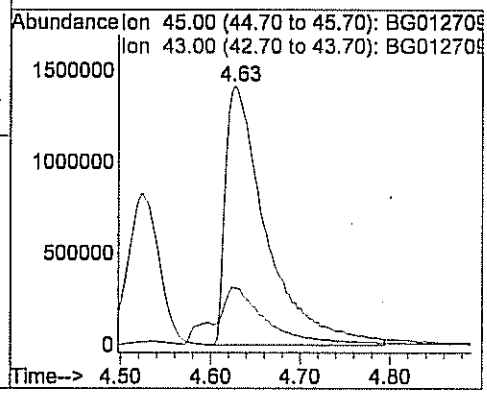

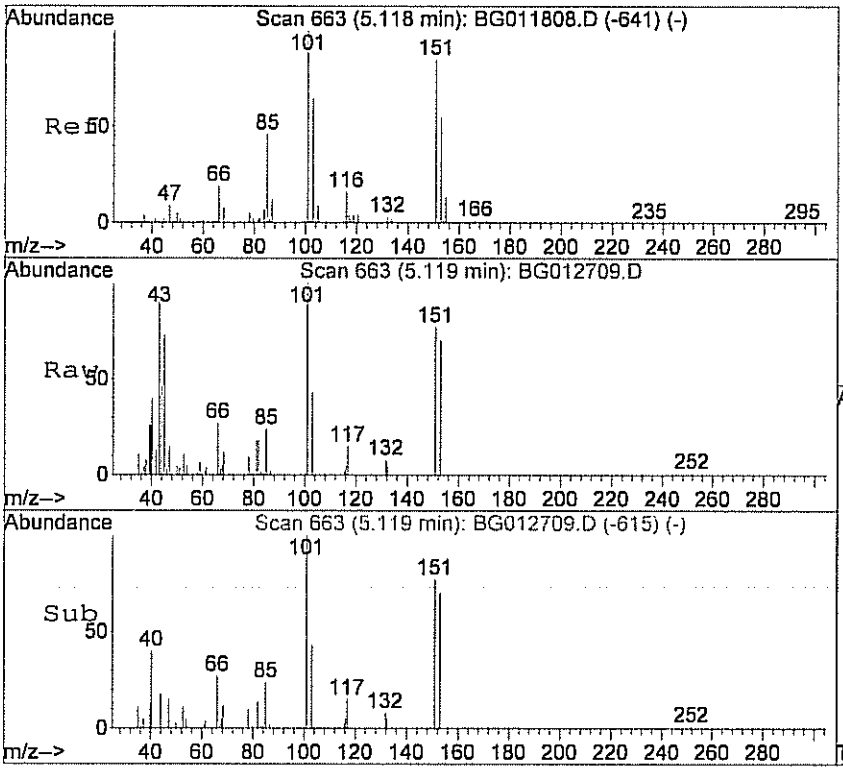

#15
Freon 113
Concen: 0.11 ppb
RT: 5.12 min Scan# 663
Delta R.T. 0.00 min
Lab File: BG012709.D
Acq: 27 Jan 2011 5:33 pm

Tgt Ion:101 Resp: 7846

Ion	Ratio	Lower	Upper
101	100		
103	63.8	30.6	70.6
151	92.9	64.0	104.0

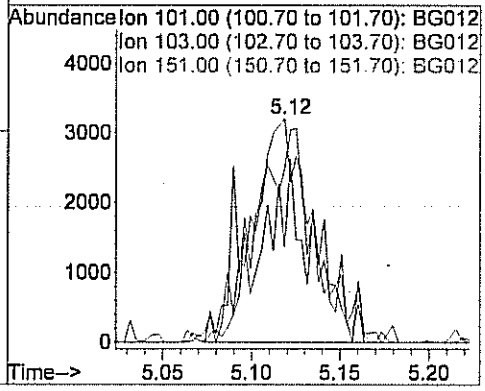

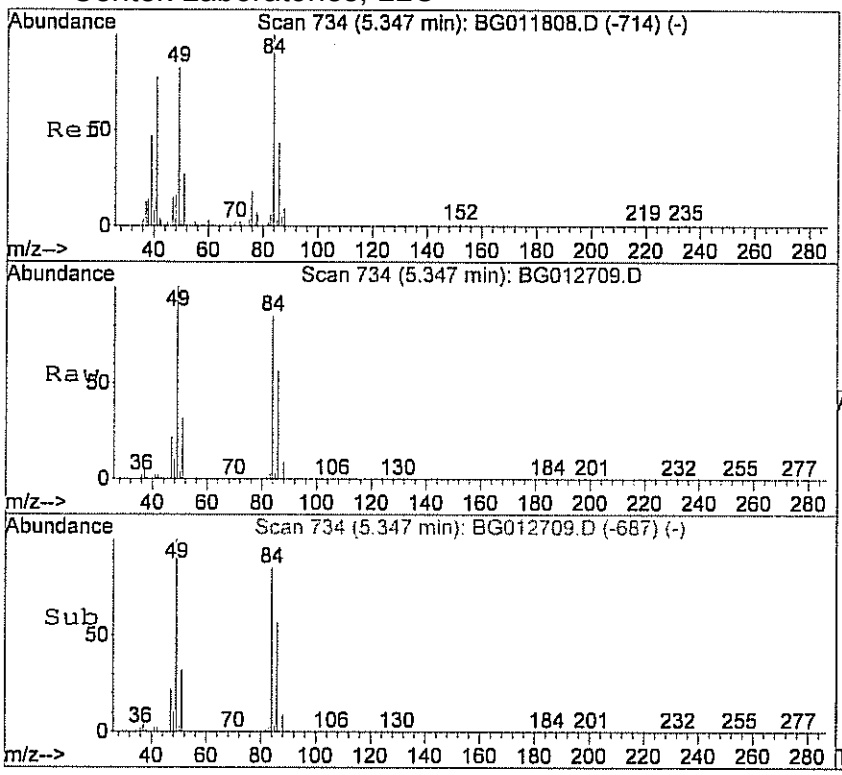

#16
Methylene chloride
Concen: 77.70 ppb
RT: 5.35 min Scan# 734
Delta R.T. -0.00 min
Lab File: BG012709.D
Acq: 27 Jan 2011 5:33 pm

Tgt Ion: 84 Resp: 2078372

Ion	Ratio	Lower	Upper
84	100		
49	119.8	82.7	122.7
86	64.9	35.7	75.7

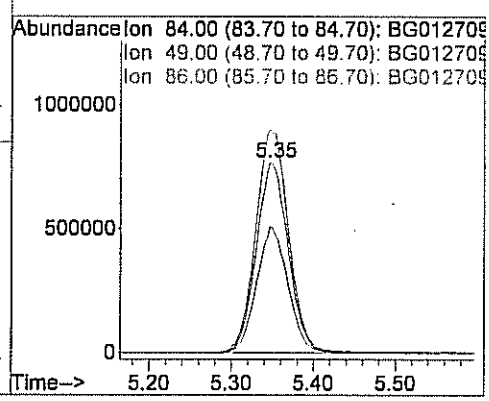

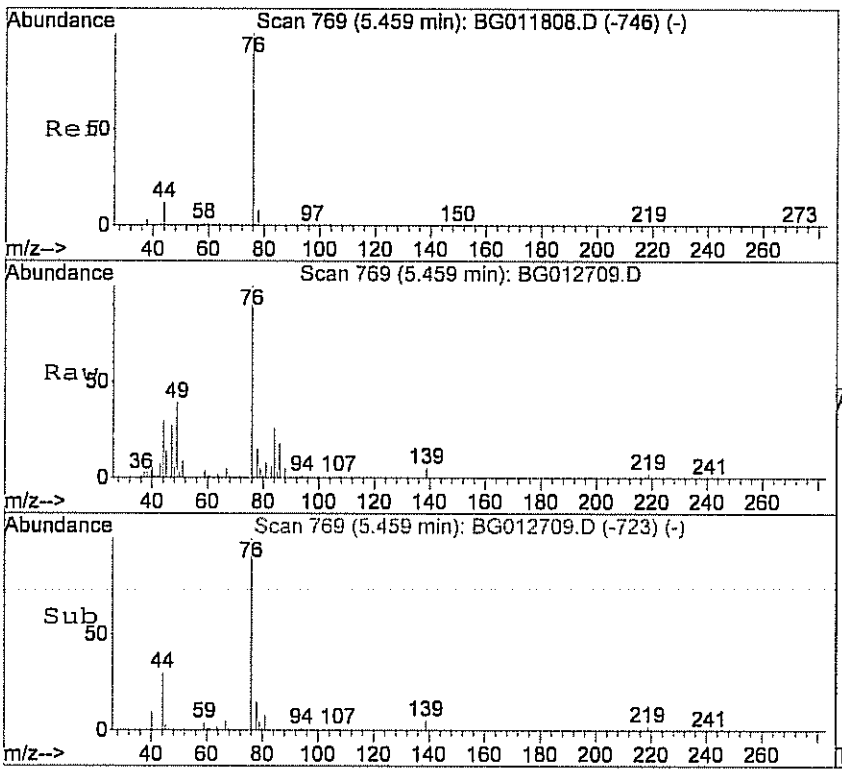

#18
Carbon disulfide
Concen: 0.29 ppb
RT: 5.46 min Scan# 769
Delta R.T. -0.00 min
Lab File: BG012709.D
Acq: 27 Jan 2011 5:33 pm

Tgt Ion: 76 Resp: 25753

Ion	Ratio	Lower	Upper
76	100		
78	4.4	0.0	27.8

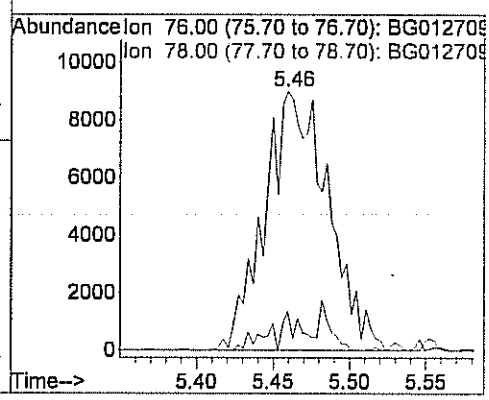

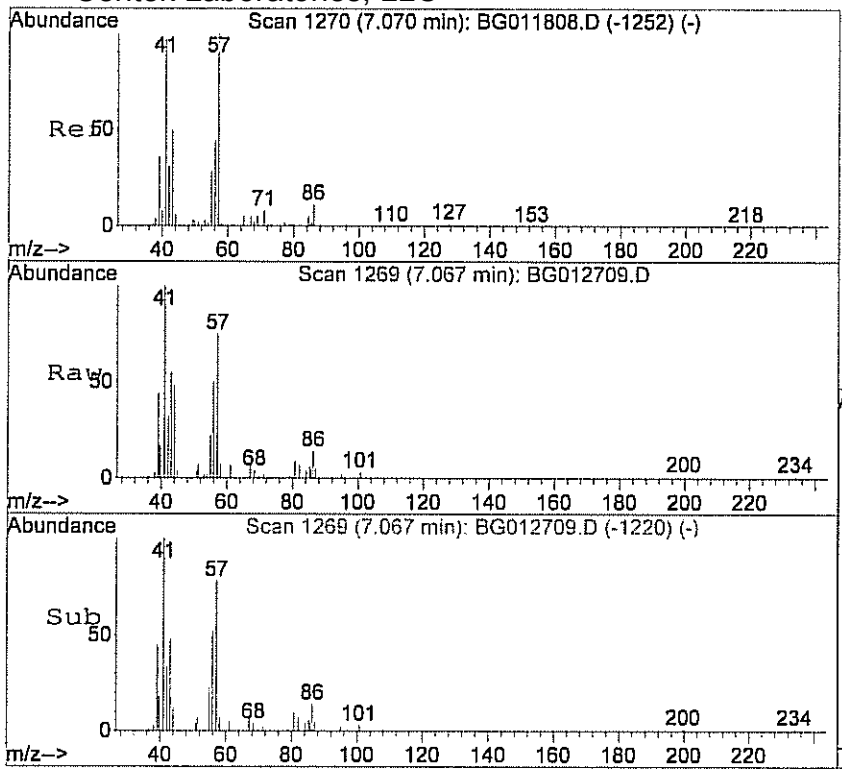

#25
Hexane
Concen: 0.33 ppb m
RT: 7.07 min Scan# 1269
Delta R.T. 0.01 min
Lab File: BG012709.D
Acq: 27 Jan 2011 5:33 pm

Tgt Ion: 41 Resp: 10295

Ion	Ratio	Lower	Upper
41	100		
57	73.6	67.3	107.3
43	57.7	22.9	62.9

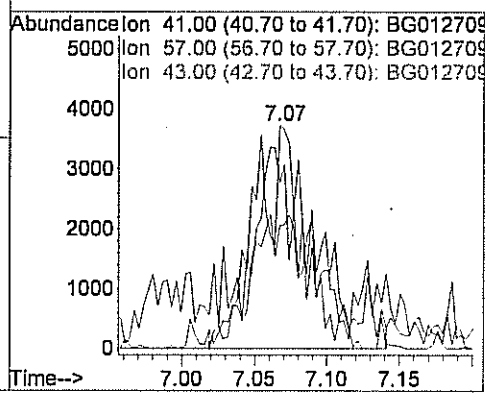

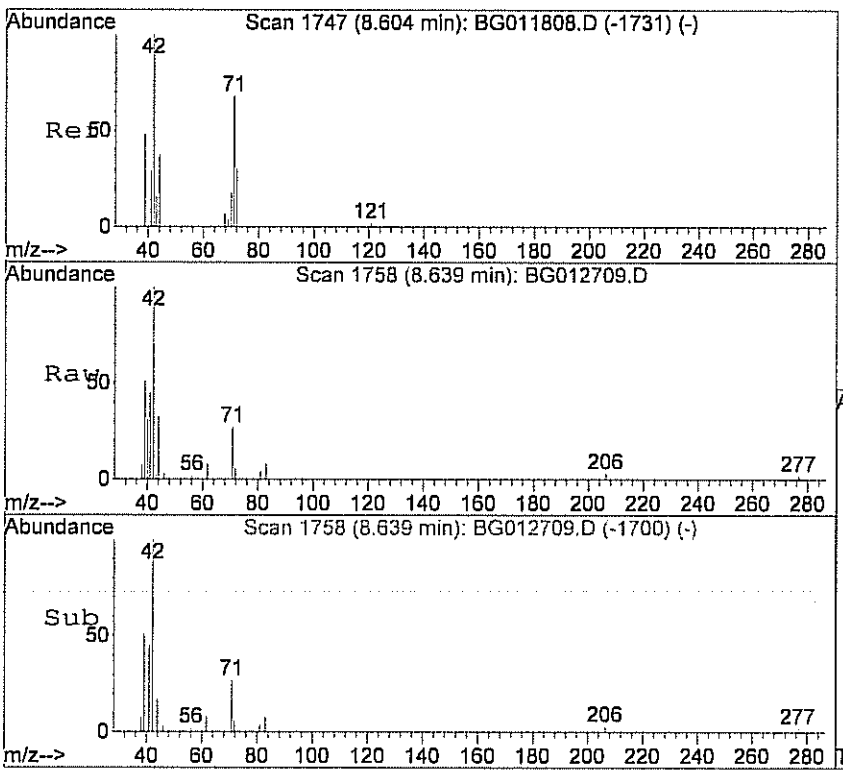

#28
Tetrahydrofuran
Concen: 1.57 ppb m
RT: 8.64 min Scan# 1758
Delta R.T. 0.04 min
Lab File: BG012709.D
Acq: 27 Jan 2011 5:33 pm

Tgt Ion: 42 Resp: 10703

Ion	Ratio	Lower	Upper
42	100		
71	4.1	9.8	49.8#
72	1.8	0.0	30.6

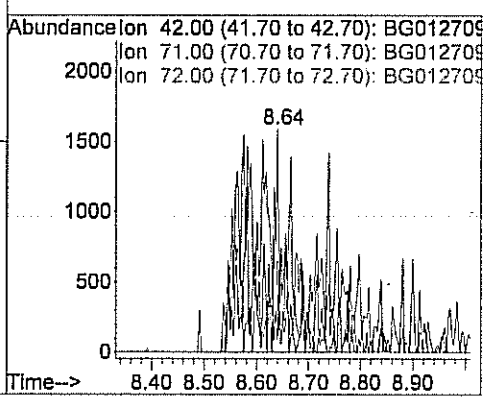

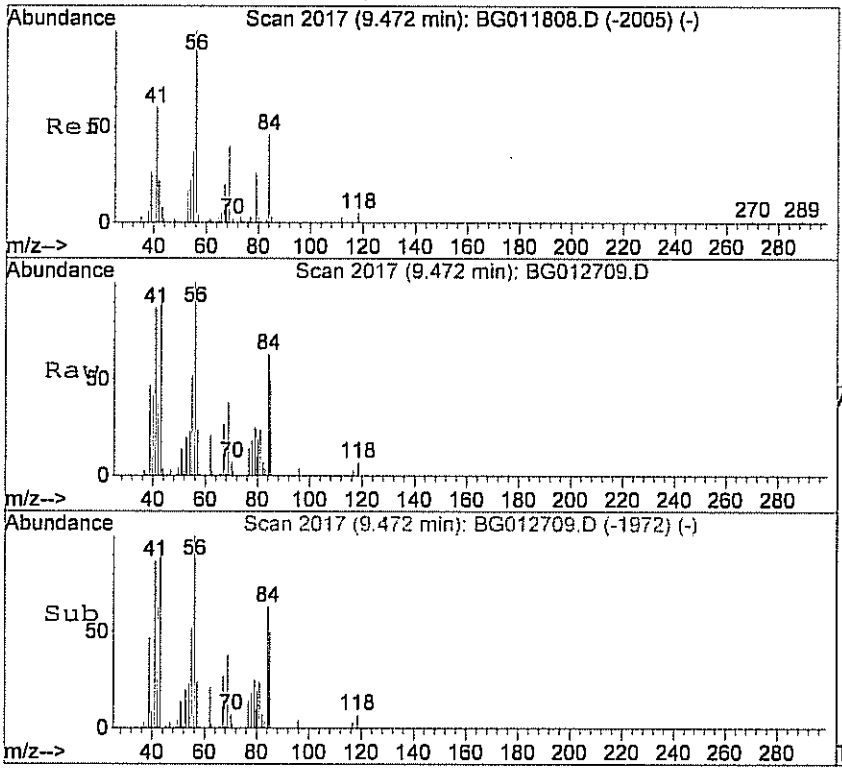

#32
Cyclohexane
Concen: 0.32 ppb m
RT: 9.47 min Scan# 2017
Delta R.T. -0.01 min
Lab File: BG012709.D
Acq: 27 Jan 2011 5:33 pm

Tgt Ion: 56 Resp: 8187

Ion	Ratio	Lower	Upper
56	100		
41	103.7	40.6	80.6#
84	58.8	31.3	71.3

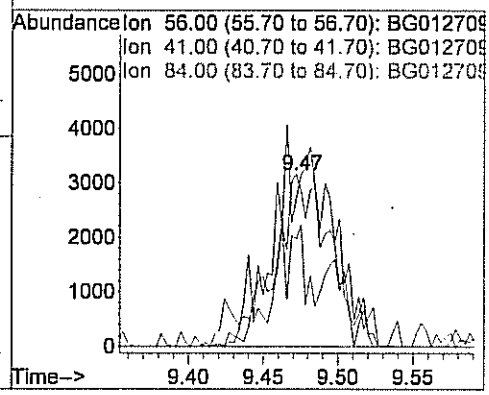

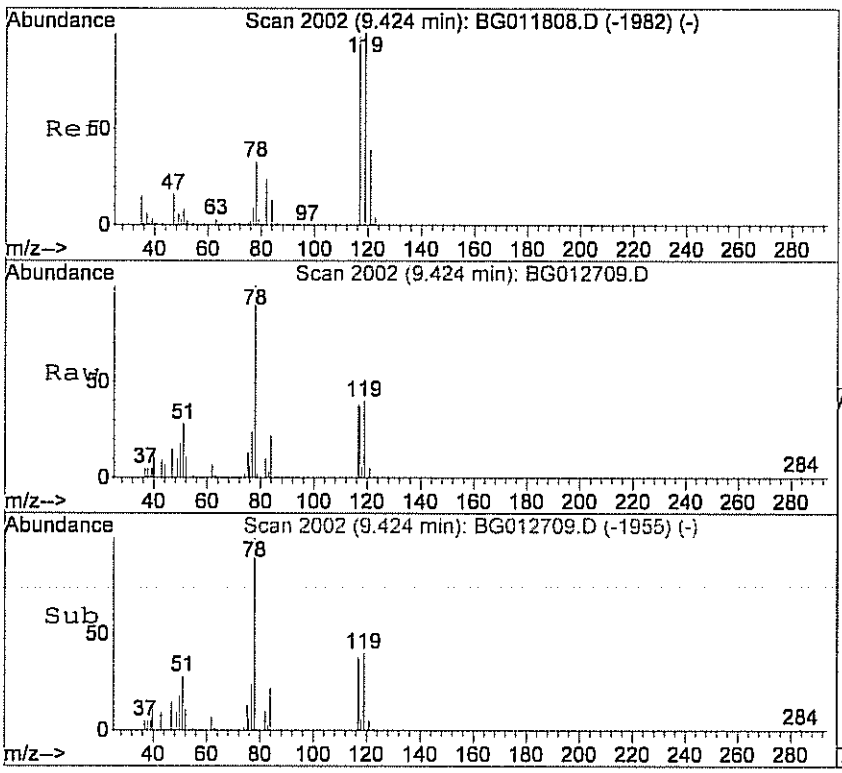

#33
Carbon tetrachloride
Concen: 0.05 ppb m
RT: 9.42 min Scan# 2002
Delta R.T. -0.00 min
Lab File: BG012709.D
Acq: 27 Jan 2011 5:33 pm

Tgt Ion:117 Resp: 4895

Ion	Ratio	Lower	Upper
117	100		
119	60.4	64.1	104.1#

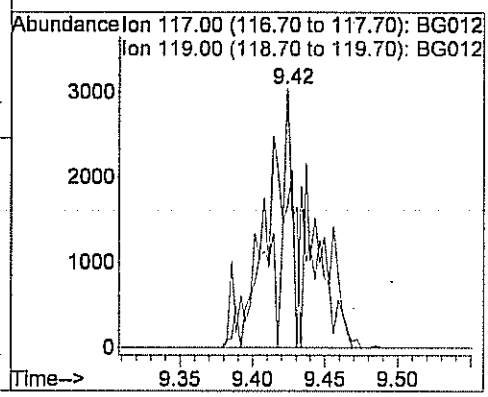

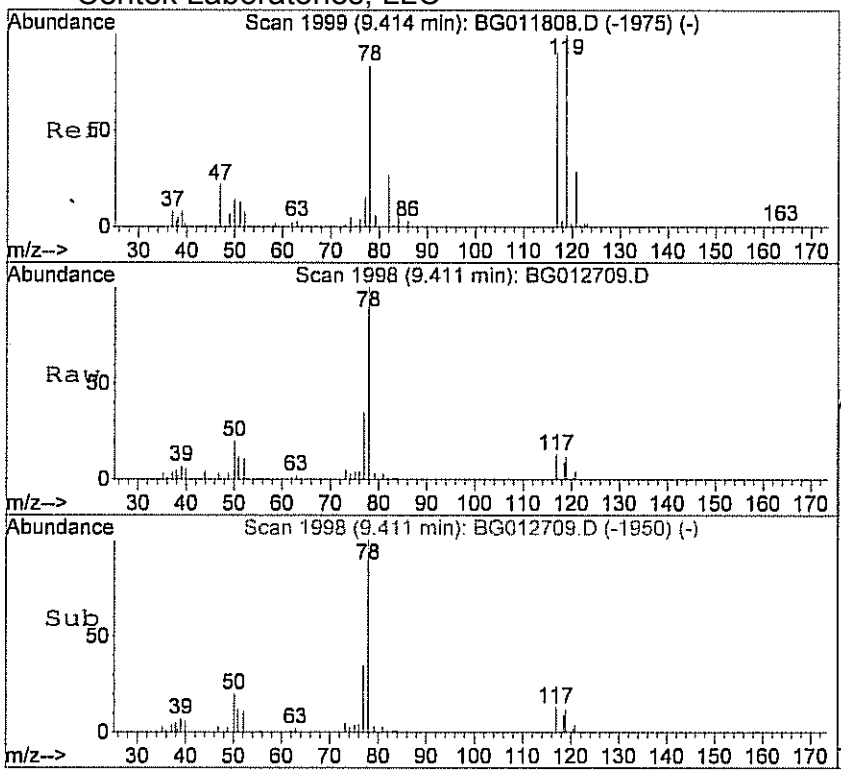

#34
Benzene
Concen: 0.27 ppb m
RT: 9.41 min Scan# 1998
Delta R.T. 0.00 min
Lab File: BG012709.D
Acq: 27 Jan 2011 5:33 pm

Tgt Ion: 78 Resp: 19642

Ion	Ratio	Lower	Upper
78	100		
77	20.2	2.4	42.4
51	16.9	0.0	38.9

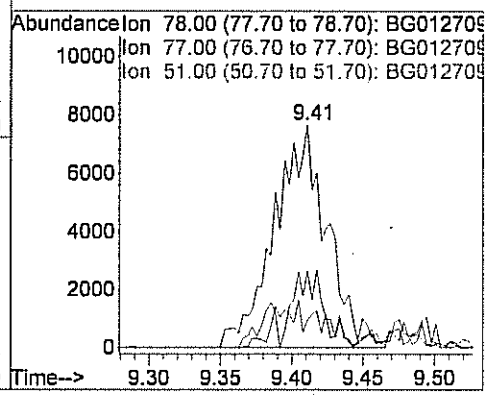

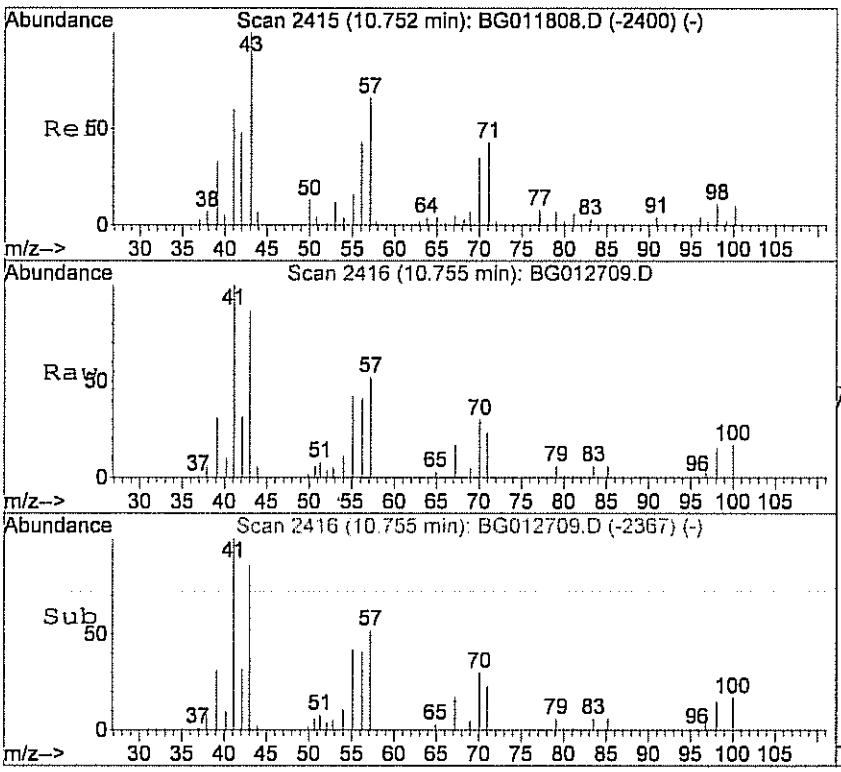

#37
Heptane
Concen: 0.27 ppb
RT: 10.75 min Scan# 2416
Delta R.T. 0.01 min
Lab File: BG012709.D
Acq: 27 Jan 2011 5:33 pm

Tgt Ion: 43 Resp: 7364

Ion	Ratio	Lower	Upper
43	100		
57	61.4	40.1	80.1
71	61.2	41.4	81.4

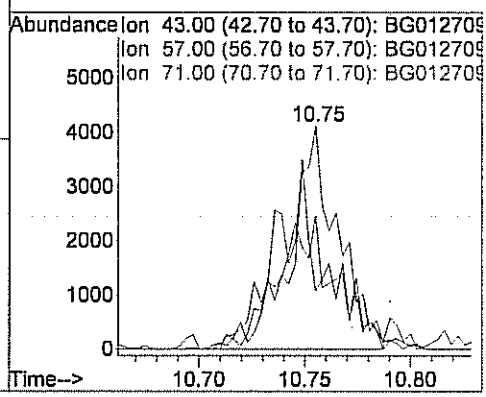

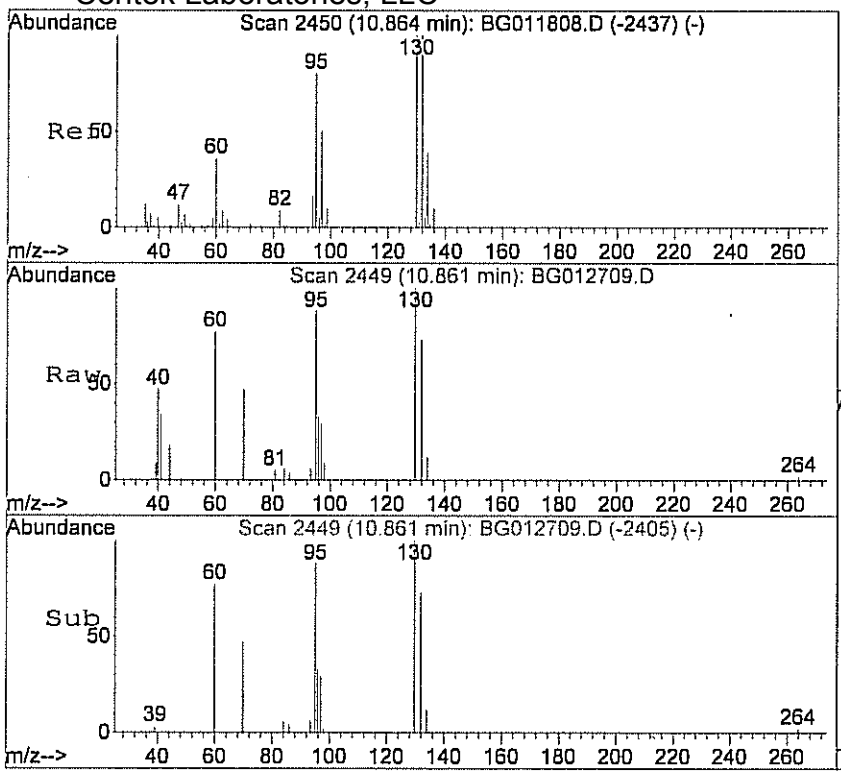

#38
Trichloroethene
Concen: 0.05 ppb m
RT: 10.86 min Scan# 2449
Delta R.T. -0.01 min
Lab File: BG012709.D
Acq: 27 Jan 2011 5:33 pm

Tgt Ion:130 Resp: 2398

Ion	Ratio	Lower	Upper
130	100		
132	0.0	63.9	103.9#
95	0.0	53.8	93.8#

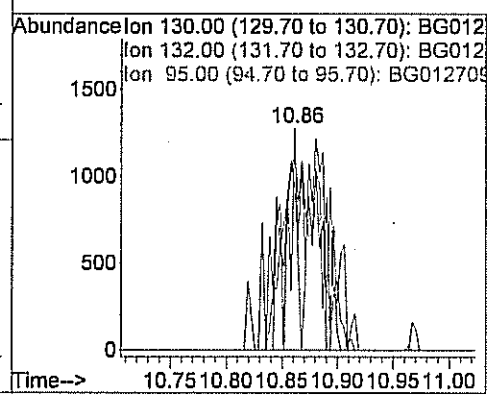

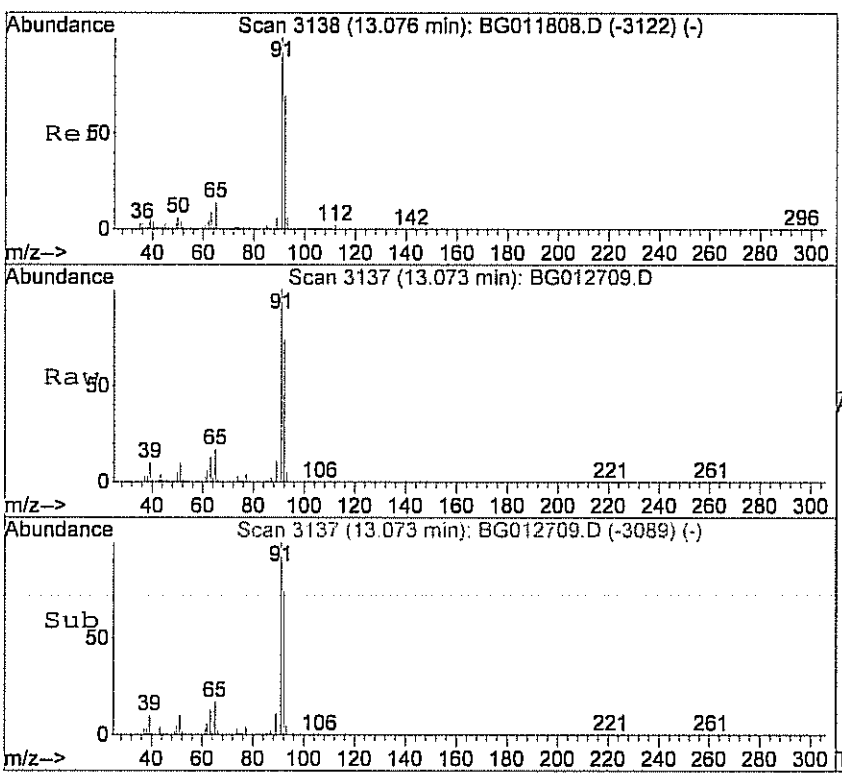

#45
Toluene
Concen: 1.06 ppb
RT: 13.07 min Scan# 3137
Delta R.T. 0.00 min
Lab File: BG012709.D
Acq: 27 Jan 2011 5:33 pm

Tgt Ion: 92 Resp: 41245

Ion	Ratio	Lower	Upper
92	100		
91	159.7	121.5	161.5

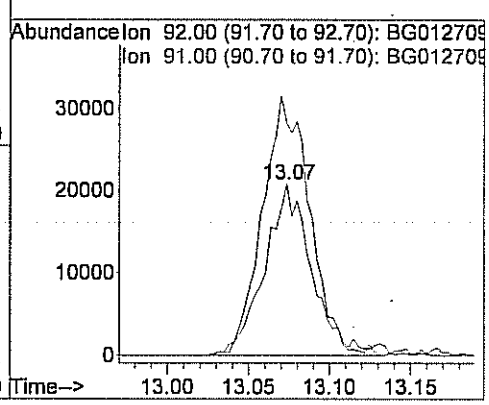

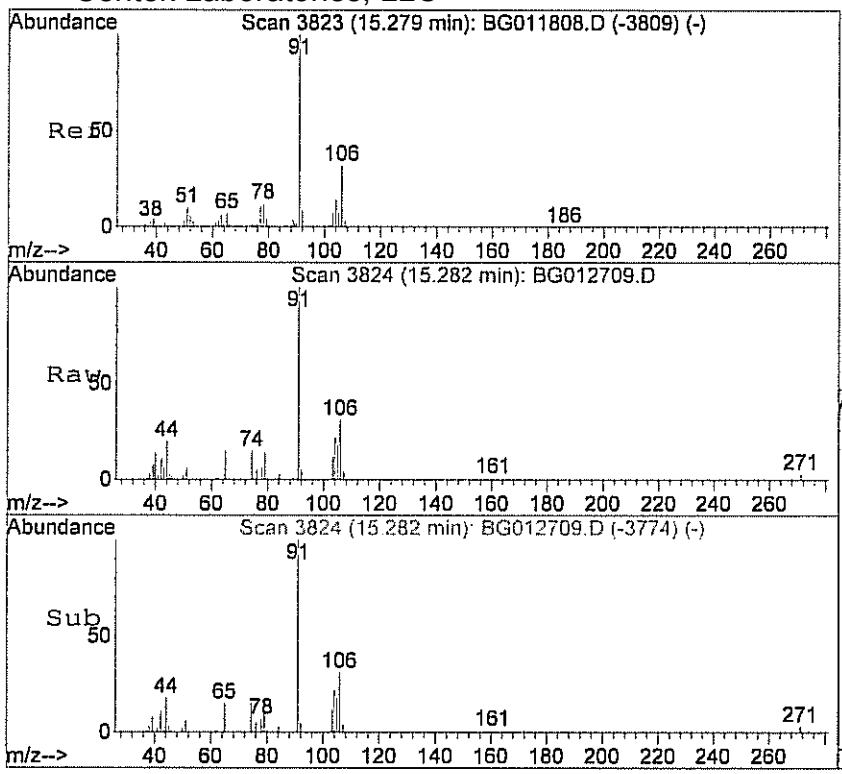

#52
Ethylbenzene
Concen: 0.11 ppb
RT: 15.28 min Scan# 3824
Delta R.T. 0.01 min
Lab File: BG012709.D
Acq: 27 Jan 2011 5:33 pm

Tgt Ion: 91 Resp: 6462

Ion	Ratio	Lower	Upper
91	100		
106	48.5	21.0	61.0

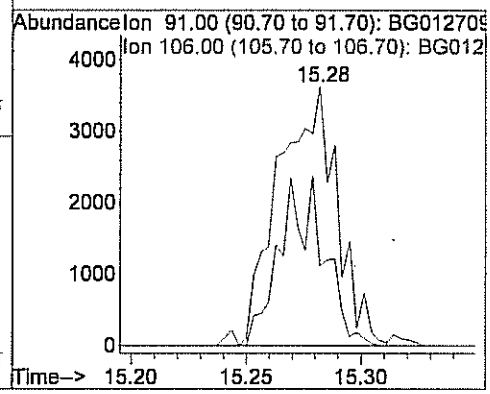

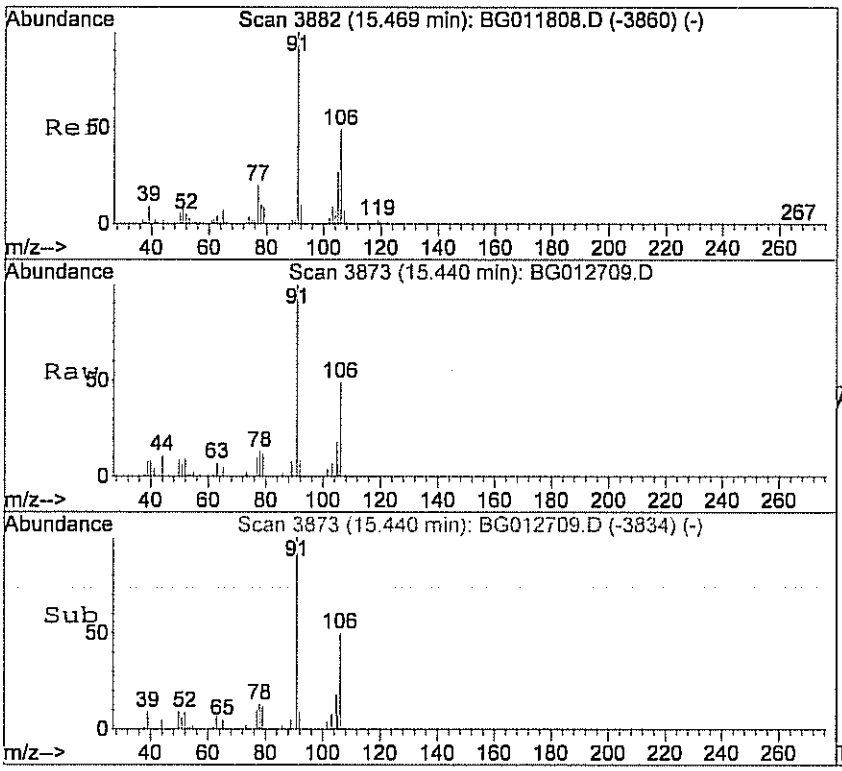

#53
m&p-xylene
Concen: 0.27 ppb
RT: 15.44 min Scan# 3873
Delta R.T. -0.03 min
Lab File: BG012709.D
Acq: 27 Jan 2011 5:33 pm

Tgt Ion: 91 Resp: 15731

Ion	Ratio	Lower	Upper
91	100		
106	62.0	34.5	74.5

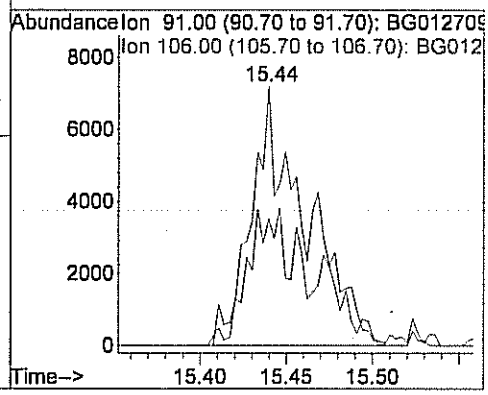

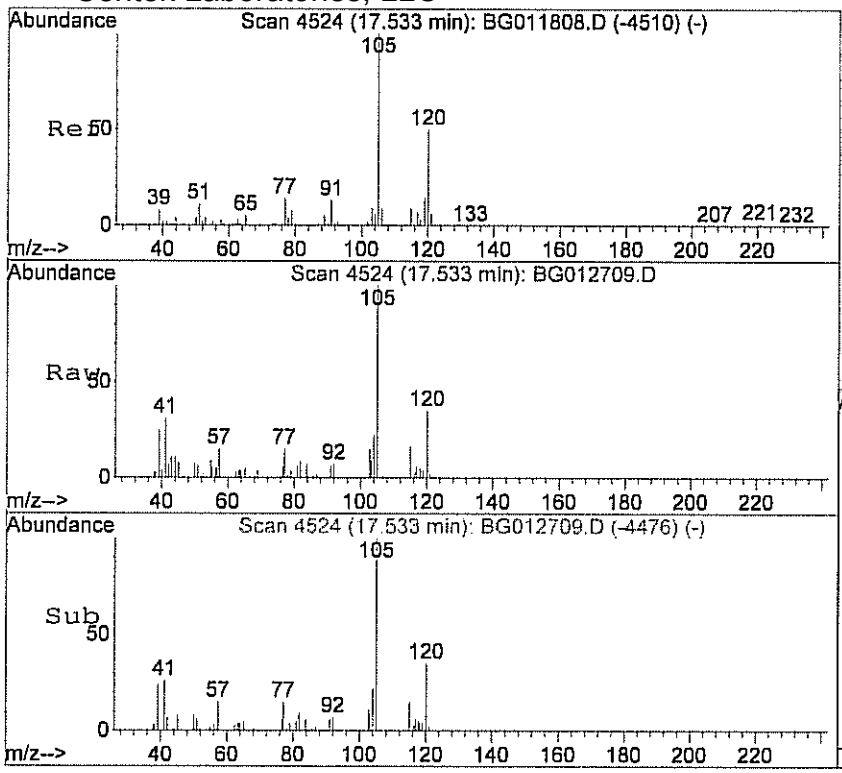

#61
1,2,4-trimethylbenzene
Concen: 0.21 ppb
RT: 17.53 min Scan# 4524
Delta R.T. 0.00 min
Lab File: BG012709.D
Acq: 27 Jan 2011 5:33 pm

Tgt Ion:105 Resp: 7681

Ion	Ratio	Lower	Upper
105	100		
120	67.1	52.0	92.0

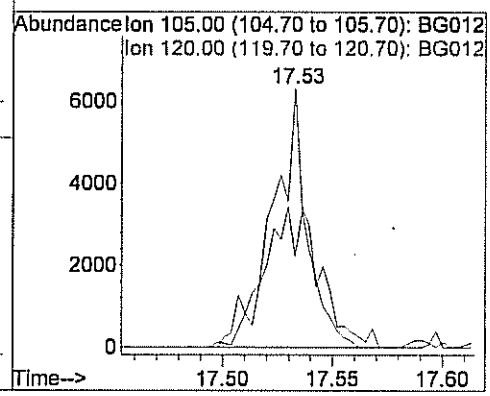

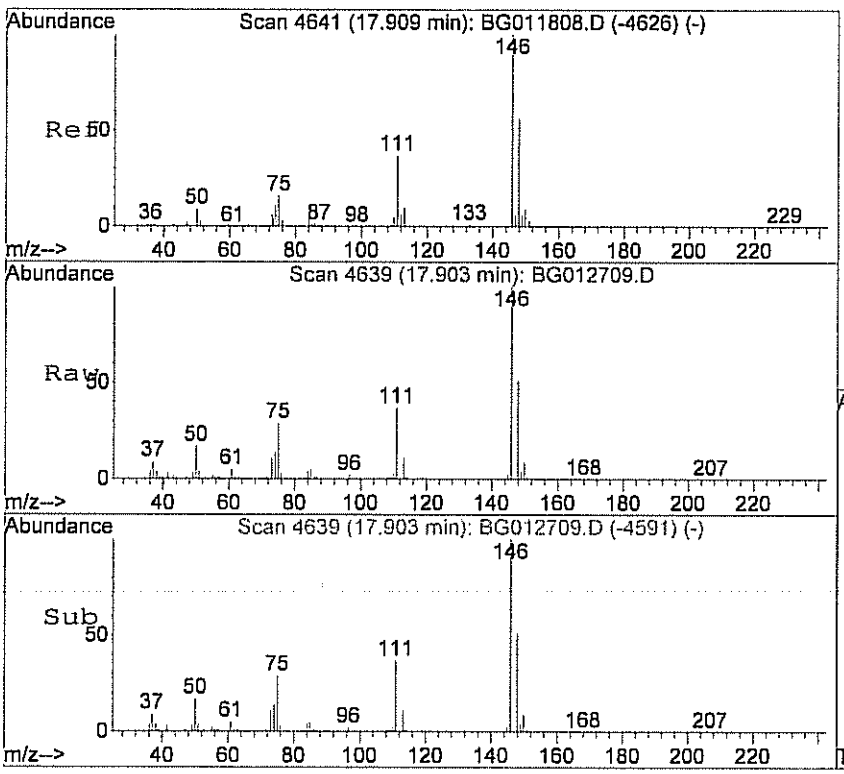

#64
1,4-dichlorobenzene
Concen: 0.63 ppb
RT: 17.90 min Scan# 4639
Delta R.T. 0.00 min
Lab File: BG012709.D
Acq: 27 Jan 2011 5:33 pm

Tgt Ion:146 Resp: 27419

Ion	Ratio	Lower	Upper
146	100		
148	65.8	35.1	75.1
111	40.7	12.4	52.4

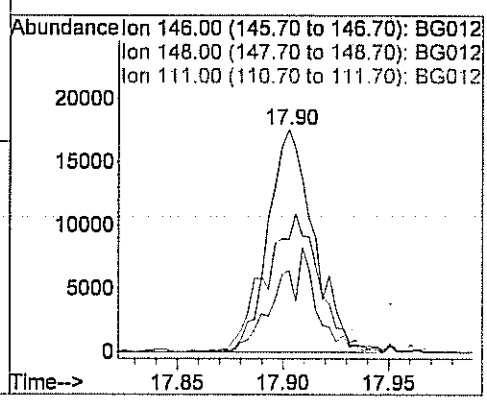

Quantitation Report (QT Reviewed)

Data File : C:\MSDCHEM\1\DATA\BG012810.D Vial: 41
Acq On : 28 Jan 2011 5:53 pm Operator: LL
Sample : C1101035-013A 8X Inst : MSD #2
Misc : 1ugm3 & 0.25TCE,CT,VNCL Sample Multiplr: 1.00
MS Integration Params: RTEINT.P
Quant Time: Jan 31 17:00:22 2011 Quant Results File: B118_1UG.RES

Quant Method : C:\MSDCHEM\1\METHODS\B118_1UG.M (RTE Integrator)
Title : TO-15 VOA Standards for 5 point calibration
Last Update : Wed Jan 26 14:01:48 2011
Response via : Initial Calibration
DataAcq Meth : B118_1UG

Internal Standards	R.T.	QIon	Response	Conc	Units	Dev(Min)
1) Bromochloromethane	7.88	128	16125	1.00	ppb	0.00
30) 1,4-difluorobenzene	10.19	114	41160	1.00	ppb	0.00
44) Chlorobenzene-d5	14.97	117	46088	1.00	ppb	0.00
System Monitoring Compounds						
57) Bromofluorobenzene	16.51	95	22956	0.93	ppb	0.00
Spiked Amount 1.000	Range 70 - 130		Recovery = 93.00%			
Target Compounds						Qvalue
12) Acetone	4.66	58	10844m I.I.	1.00	ppb	
13) Isopropyl alcohol	4.67	45	327369m ↓	16.66	ppb	
16) Methylene chloride	5.35	84	202128	8.16	ppb	85

(#) = qualifier out of range (m) = manual integration (+) = signals summed

Quantitation Report (QT Reviewed)

Data File : C:\MSDCHEM\1\DATA\BG012810.D Vial: 41
Acq On : 28 Jan 2011 5:53 pm Operator: LL
Sample : C1101035-013A 8X Inst : MSD #2
Misc : 1ugm3 & 0.25TCE,CT,VNCL Sample Multiplr: 1.00
MS Integration Params: RTEINT.P
Quant Time: Jan 31 17:02 2011 Quant Results File: B118_1UG.RES

Method : C:\MSDCHEM\1\METHODS\B118_1UG.M (RTE Integrator)
Title : TO-15 VOA Standards for 5 point calibration
Last Update : Tue Feb 01 16:05:43 2011
Response via : Initial Calibration

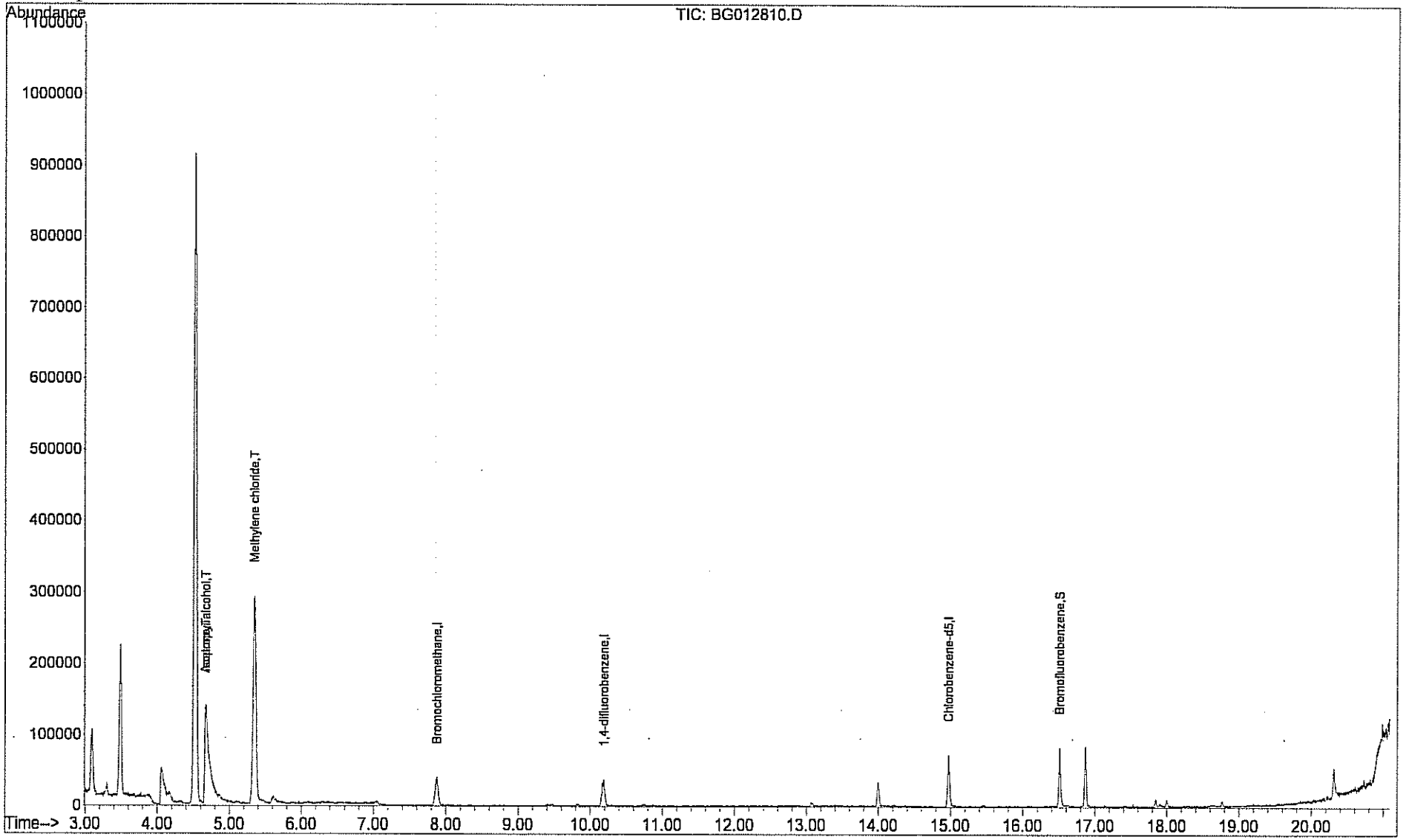

Centek Laboratories, LLC

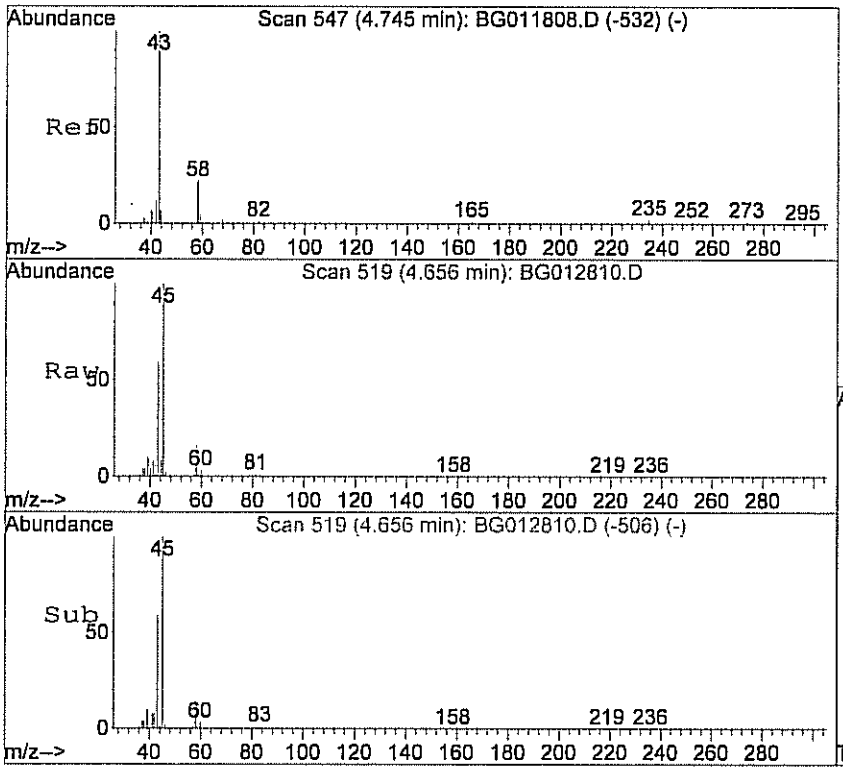

#12
Acetone
Concen: 1.00 ppb m
RT: 4.66 min Scan# 519
Delta R.T. -0.11 min
Lab File: BG012810.D
Acq: 28 Jan 2011 5:53 pm

Tgt Ion: 58 Resp: 10844

Ion	Ratio	Lower	Upper
58	100		
43	0.0	148.4	208.4#

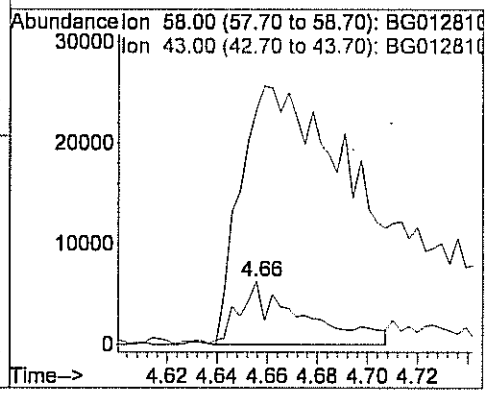

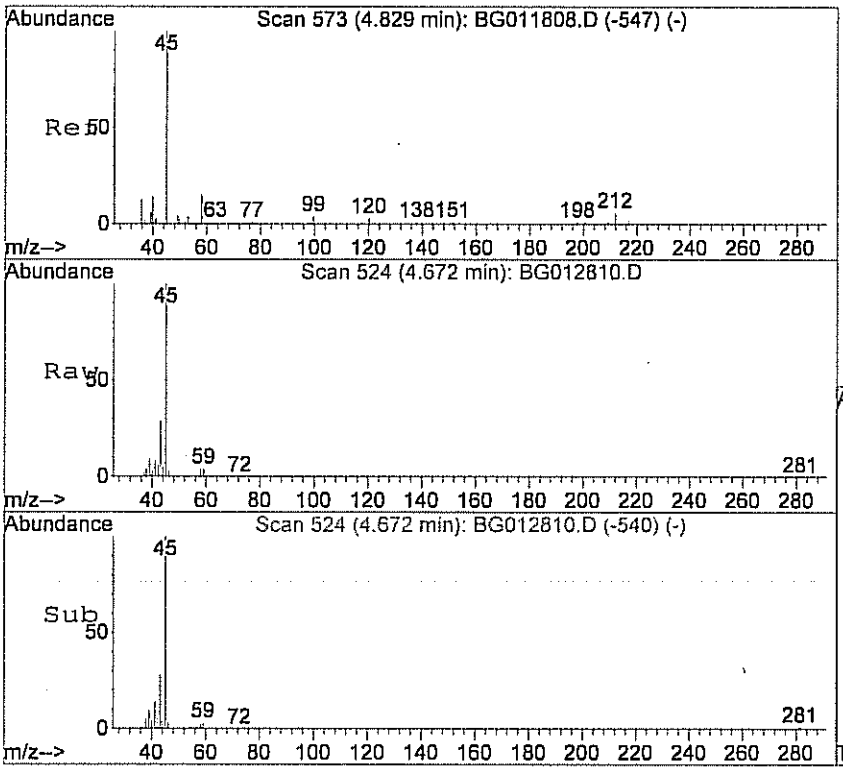

#13
Isopropyl alcohol
Concen: 16.66 ppb m
RT: 4.67 min Scan# 524
Delta R.T. -0.20 min
Lab File: BG012810.D
Acq: 28 Jan 2011 5:53 pm

Tgt Ion: 45 Resp: 327369

Ion	Ratio	Lower	Upper
45	100		
43	0.0	6.2	46.2#

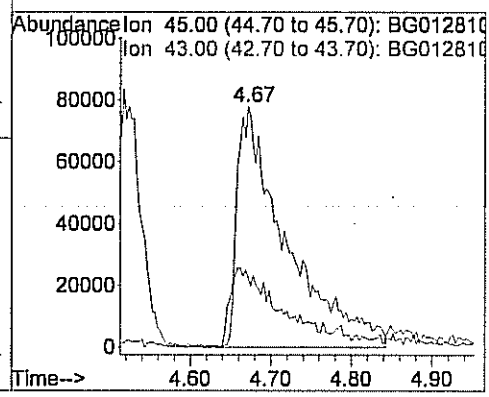

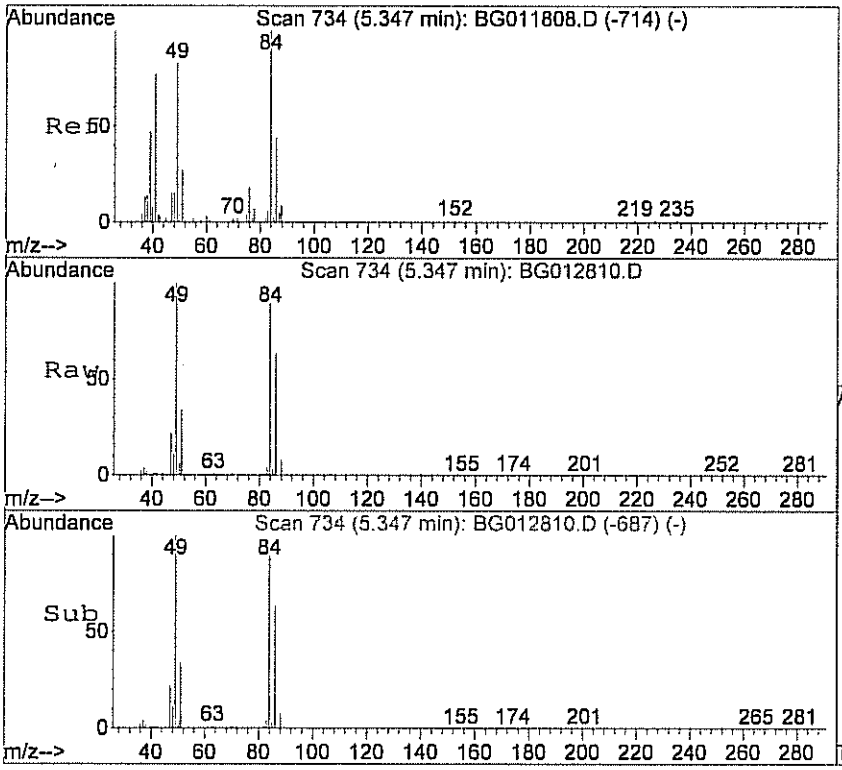

#16
Methylene chloride
Concen: 8.16 ppb
RT: 5.35 min Scan# 734
Delta R.T. -0.00 min
Lab File: BG012810.D
Acq: 28 Jan 2011 5:53 pm

Tgt Ion: 84 Resp: 202128

Ion	Ratio	Lower	Upper
84	100		
49	117.3	82.7	122.7
86	66.9	35.7	75.7

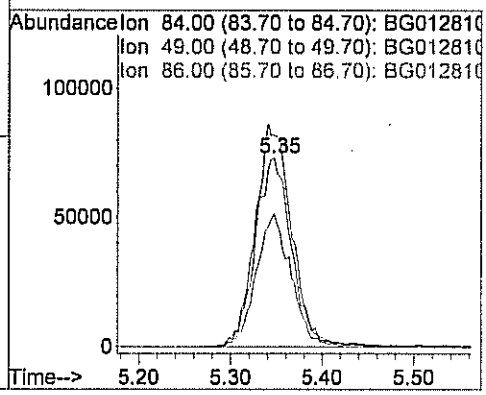

Quantitation Report (QT Reviewed)

Data File : C:\MSDCHEM\1\DATA\BG012811.D Vial: 41
Acq On : 28 Jan 2011 6:27 pm Operator: LL
Sample : C1101035-013A 160X Inst : MSD #2
Misc : 1ugm3 & 0.25TCE,CT,VNCL Sample Multiplr: 1.00
MS Integration Params: RTEINT.P
Quant Time: Jan 31 17:02:43 2011 Quant Results File: B118_1UG.RES

Quant Method : C:\MSDCHEM\1\METHODS\B118_1UG.M (RTE Integrator)
Title : TO-15 VOA Standards for 5 point calibration
Last Update : Wed Jan 26 14:01:48 2011
Response via : Initial Calibration
DataAcq Meth : B118_1UG

Internal Standards	R.T.	QIon	Response	Conc	Units	Dev(Min)
1) Bromochloromethane	7.89	128	17291	1.00	ppb	0.02
30) 1,4-difluorobenzene	10.20	114	38685	1.00	ppb	0.02
44) Chlorobenzene-d5	14.97	117	45272	1.00	ppb	0.00
System Monitoring Compounds						
57) Bromofluorobenzene	16.51	95	21874	0.90	ppb	0.00
Spiked Amount 1.000	Range 70 - 130		Recovery = 90.00%			
Target Compounds						Qvalue
13) Isopropyl alcohol	4.86	45	24430m	1.16	ppb	
16) Methylene chloride	5.36	84	14816	0.56	ppb	# 80

I.V.

(#) = qualifier out of range (m) = manual integration (+) = signals summed

Quantitation Report (QT Reviewed)

Data File : C:\MSDCHEM\1\DATA\BG012811.D
Acq On : 28 Jan 2011 6:27 pm
Sample : C1101035-013A 160X
Misc : 1ugm3 & 0.25TCE,CT,VNCL Sample
MS Integration Params: RTEINT.P
Quant Time: Jan 31 17:04 2011

Vial: 41
Operator: LL
Inst : MSD #2
Multiplr: 1.00

Quant Results File: B118_1UG.RES

Method : C:\MSDCHEM\1\METHODS\B118_1UG.M (RTE Integrator)
Title : TO-15 VOA Standards for 5 point calibration
Last Update : Tue Feb 01 16:05:43 2011
Response via : Initial Calibration

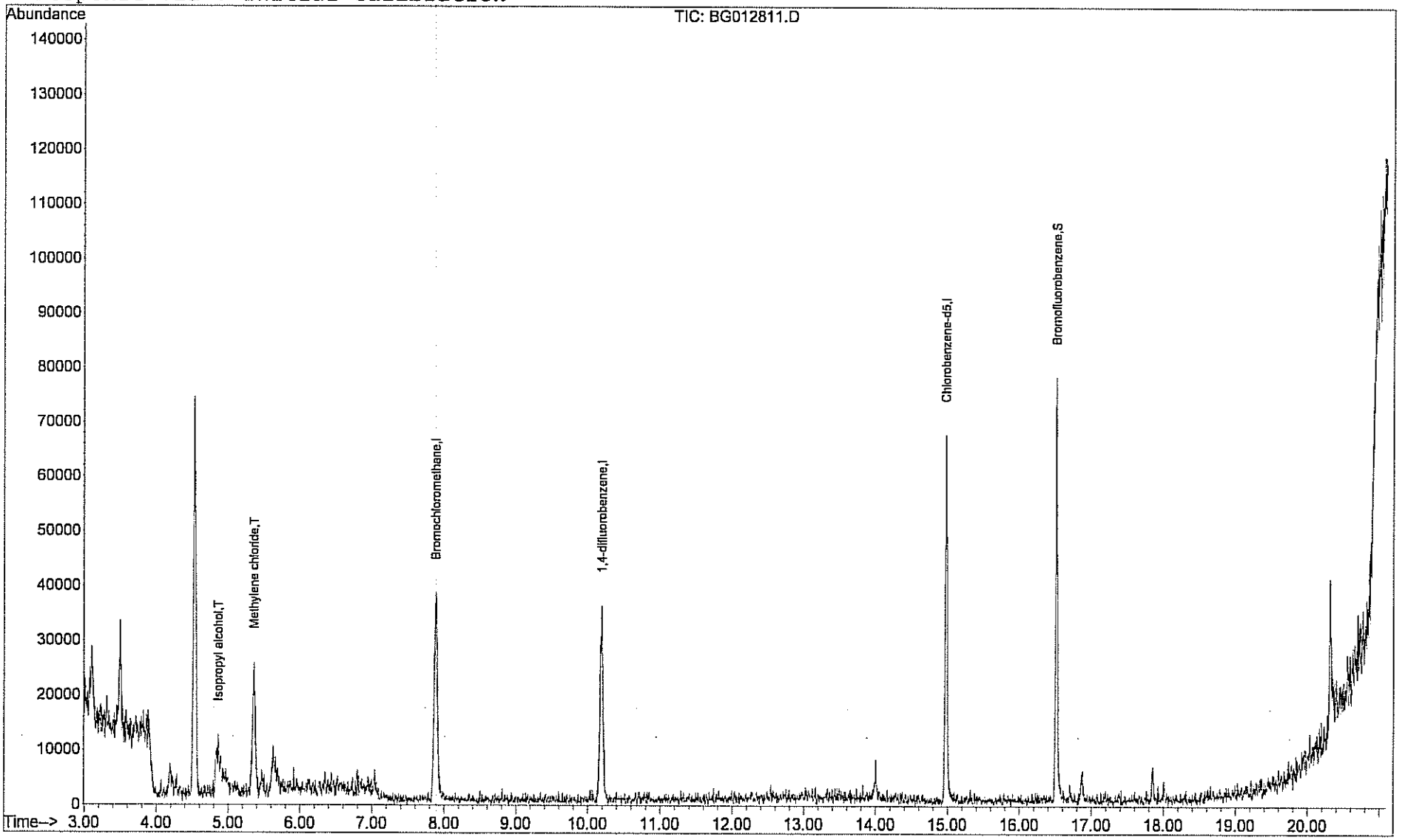

Centek Laboratories, LLC

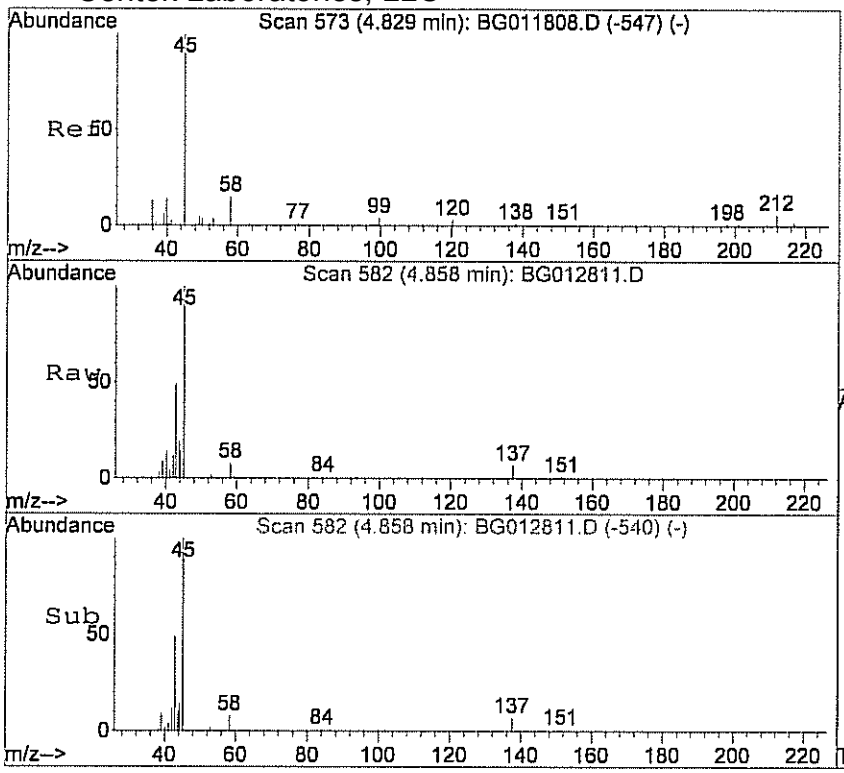

#13
Isopropyl alcohol
Concen: 1.16 ppb m
RT: 4.86 min Scan# 582
Delta R.T. -0.02 min
Lab File: BG012811.D
Acq: 28 Jan 2011 6:27 pm

Tgt Ion: 45 Resp: 24430

Ion	Ratio	Lower	Upper
45	100		
43	39.0	6.2	46.2

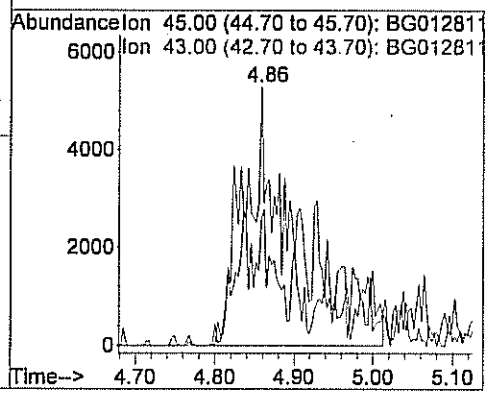

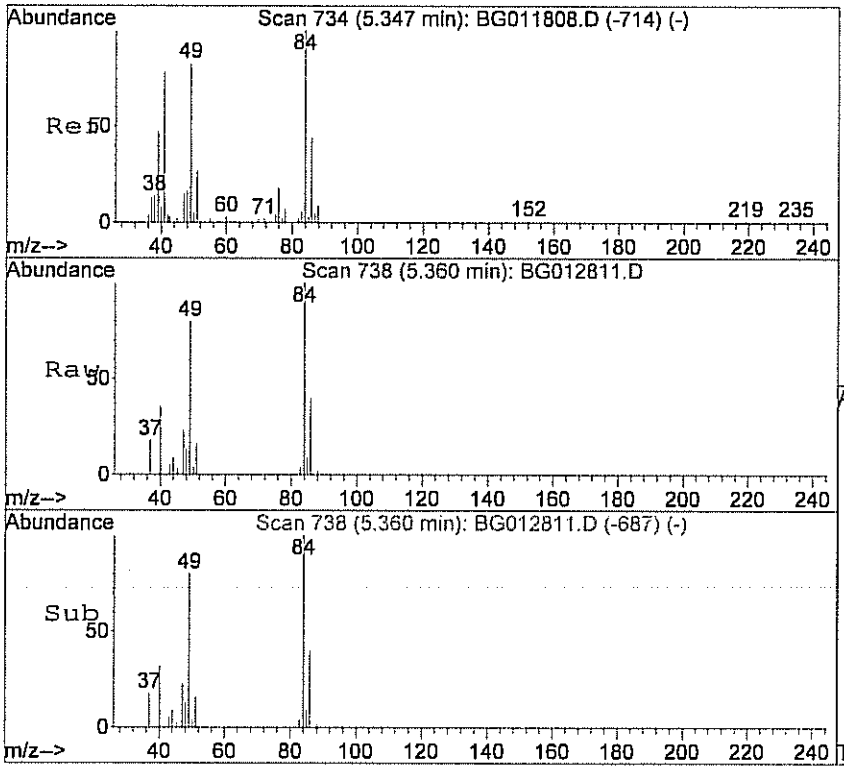

#16
Methylene chloride
Concen: 0.56 ppb
RT: 5.36 min Scan# 738
Delta R.T. 0.01 min
Lab File: BG012811.D
Acq: 28 Jan 2011 6:27 pm

Tgt Ion: 84 Resp: 14816

Ion	Ratio	Lower	Upper
84	100		
49	123.9	82.7	122.7#
86	68.9	35.7	75.7

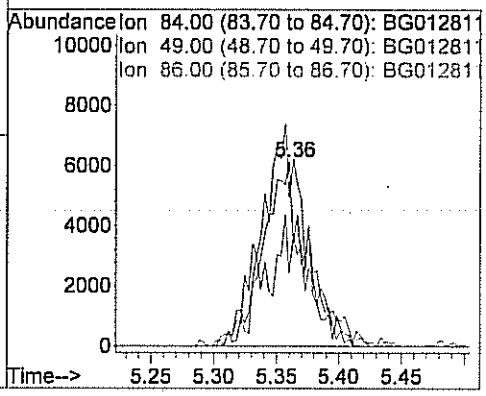

Centek Laboratories, LLC

Date: *22-Feb-11*

CLIENT:	Arcadis	**Client Sample ID:**	SS-VMP 3A
Lab Order:	C1101035	**Tag Number:**	463,399
Project:	Lockheed Martin NJ001014.0001	**Collection Date:**	1/25/2011
Lab ID:	C1101035-014A	**Matrix:**	AIR

Analyses	Result	**Limit	Qual	Units	DF	Date Analyzed
FIELD PARAMETERS		FLD				Analyst:
Lab Vacuum In	-5			"Hg		1/26/2011
Lab Vacuum Out	-30			"Hg		1/26/2011
1UG/M3 BY METHOD TO15		TO-15				Analyst: LL
1,1,1-Trichloroethane	< 0.15	0.15		ppbV	1	1/27/2011 6:06:00 PM
1,1,2,2-Tetrachloroethane	< 0.15	0.15		ppbV	1	1/27/2011 6:06:00 PM
1,1,2-Trichloroethane	< 0.15	0.15		ppbV	1	1/27/2011 6:06:00 PM
1,1-Dichloroethane	< 0.15	0.15		ppbV	1	1/27/2011 6:06:00 PM
1,1-Dichloroethene	< 0.15	0.15		ppbV	1	1/27/2011 6:06:00 PM
1,2,4-Trichlorobenzene	< 0.15	0.15		ppbV	1	1/27/2011 6:06:00 PM
1,2,4-Trimethylbenzene	0.21	0.15		ppbV	1	1/27/2011 6:06:00 PM
1,2-Dibromoethane	< 0.15	0.15		ppbV	1	1/27/2011 6:06:00 PM
1,2-Dichlorobenzene	< 0.15	0.15		ppbV	1	1/27/2011 6:06:00 PM
1,2-Dichloroethane	< 0.15	0.15		ppbV	1	1/27/2011 6:06:00 PM
1,2-Dichloropropane	< 0.15	0.15		ppbV	1	1/27/2011 6:06:00 PM
1,3,5-Trimethylbenzene	< 0.15	0.15		ppbV	1	1/27/2011 6:06:00 PM
1,3-butadiene	< 0.15	0.15		ppbV	1	1/27/2011 6:06:00 PM
1,3-Dichlorobenzene	< 0.15	0.15		ppbV	1	1/27/2011 6:06:00 PM
1,4-Dichlorobenzene	0.72	0.15		ppbV	1	1/27/2011 6:06:00 PM
1,4-Dioxane	< 0.30	0.30		ppbV	1	1/27/2011 6:06:00 PM
2,2,4-trimethylpentane	< 0.15	0.15		ppbV	1	1/27/2011 6:06:00 PM
4-ethyltoluene	< 0.15	0.15		ppbV	1	1/27/2011 6:06:00 PM
Acetone	9.0	2.4		ppbV	8	1/28/2011 7:01:00 PM
Allyl chloride	< 0.15	0.15		ppbV	1	1/27/2011 6:06:00 PM
Benzene	0.26	0.15		ppbV	1	1/27/2011 6:06:00 PM
Benzyl chloride	< 0.15	0.15		ppbV	1	1/27/2011 6:06:00 PM
Bromodichloromethane	< 0.15	0.15		ppbV	1	1/27/2011 6:06:00 PM
Bromoform	< 0.15	0.15		ppbV	1	1/27/2011 6:06:00 PM
Bromomethane	< 0.15	0.15		ppbV	1	1/27/2011 6:06:00 PM
Carbon disulfide	< 0.15	0.15		ppbV	1	1/27/2011 6:06:00 PM
Carbon tetrachloride	0.060	0.15	J	ppbV	1	1/27/2011 6:06:00 PM
Chlorobenzene	< 0.15	0.15		ppbV	1	1/27/2011 6:06:00 PM
Chloroethane	< 0.15	0.15		ppbV	1	1/27/2011 6:06:00 PM
Chloroform	< 0.15	0.15		ppbV	1	1/27/2011 6:06:00 PM
Chloromethane	0.32	0.15		ppbV	1	1/27/2011 6:06:00 PM
cis-1,2-Dichloroethene	< 0.15	0.15		ppbV	1	1/27/2011 6:06:00 PM
cis-1,3-Dichloropropene	< 0.15	0.15		ppbV	1	1/27/2011 6:06:00 PM
Cyclohexane	0.42	0.15		ppbV	1	1/27/2011 6:06:00 PM
Dibromochloromethane	< 0.15	0.15		ppbV	1	1/27/2011 6:06:00 PM
Ethyl acetate	0.34	0.25		ppbV	1	1/27/2011 6:06:00 PM

Qualifiers:

**	Reporting Limit	.	Results reported are not blank corrected
B	Analyte detected in the associated Method Blank	E	Value above quantitation range
H	Holding times for preparation or analysis exceeded	J	Analyte detected at or below quantitation limits
JN	Non-routine analyte. Quantitation estimated.	ND	Not Detected at the Reporting Limit
S	Spike Recovery outside accepted recovery limits		

Centek Laboratories, LLC

Date: *22-Feb-11*

CLIENT:	Arcadis	**Client Sample ID:**	SS-VMP 3A
Lab Order:	C1101035	**Tag Number:**	463,399
Project:	Lockheed Martin NJ001014.0001	**Collection Date:**	1/25/2011
Lab ID:	C1101035-014A	**Matrix:**	AIR

Analyses	Result	**Limit	Qual	Units	DF	Date Analyzed
1UG/M3 BY METHOD TO15		TO-15				Analyst: LL
Ethylbenzene	< 0.15	0.15		ppbV	1	1/27/2011 6:06:00 PM
Freon 11	0.21	0.15		ppbV	1	1/27/2011 6:06:00 PM
Freon 113	0.10	0.15	J	ppbV	1	1/27/2011 6:06:00 PM
Freon 114	< 0.15	0.15		ppbV	1	1/27/2011 6:06:00 PM
Freon 12	0.39	0.15		ppbV	1	1/27/2011 6:06:00 PM
Heptane	0.33	0.15		ppbV	1	1/27/2011 6:06:00 PM
Hexachloro-1,3-butadiene	< 0.15	0.15		ppbV	1	1/27/2011 6:06:00 PM
Hexane	0.27	0.15		ppbV	1	1/27/2011 6:06:00 PM
Isopropyl alcohol	200	24		ppbV	160	1/28/2011 7:35:00 PM
m&p-Xylene	0.30	0.30		ppbV	1	1/27/2011 6:06:00 PM
Methyl Butyl Ketone	< 0.30	0.30		ppbV	1	1/27/2011 6:06:00 PM
Methyl Ethyl Ketone	< 0.30	0.30		ppbV	1	1/27/2011 6:06:00 PM
Methyl Isobutyl Ketone	< 0.30	0.30		ppbV	1	1/27/2011 6:06:00 PM
Methyl tert-butyl ether	< 0.15	0.15		ppbV	1	1/27/2011 6:06:00 PM
Methylene chloride	110	24		ppbV	160	1/28/2011 7:35:00 PM
o-Xylene	< 0.15	0.15		ppbV	1	1/27/2011 6:06:00 PM
Propylene	< 0.15	0.15		ppbV	1	1/27/2011 6:06:00 PM
Styrene	< 0.15	0.15		ppbV	1	1/27/2011 6:06:00 PM
Tetrachloroethylene	< 0.15	0.15		ppbV	1	1/27/2011 6:06:00 PM
Tetrahydrofuran	2.0	0.15		ppbV	1	1/27/2011 6:06:00 PM
Toluene	1.7	0.15		ppbV	1	1/27/2011 6:06:00 PM
trans-1,2-Dichloroethene	< 0.15	0.15		ppbV	1	1/27/2011 6:06:00 PM
trans-1,3-Dichloropropene	< 0.15	0.15		ppbV	1	1/27/2011 6:06:00 PM
Trichloroethene	0.060	0.15	J	ppbV	1	1/27/2011 6:06:00 PM
Vinyl acetate	< 0.15	0.15		ppbV	1	1/27/2011 6:06:00 PM
Vinyl Bromide	< 0.15	0.15		ppbV	1	1/27/2011 6:06:00 PM
Vinyl chloride	< 0.15	0.15		ppbV	1	1/27/2011 6:06:00 PM
Surr: Bromofluorobenzene	88.0	70-130		%REC	1	1/27/2011 6:06:00 PM

Qualifiers:				
	**	Reporting Limit	.	Results reported are not blank corrected
	B	Analyte detected in the associated Method Blank	E	Value above quantitation range
	H	Holding times for preparation or analysis exceeded	J	Analyte detected at or below quantitation limits
	JN	Non-routine analyte. Quantitation estimated.	ND	Not Detected at the Reporting Limit
	S	Spike Recovery outside accepted recovery limits		

Centek Laboratories, LLC

Date: *22-Feb-11*

CLIENT:	Arcadis	**Client Sample ID:**	SS-VMP 3A
Lab Order:	C1101035	**Tag Number:**	463,399
Project:	Lockheed Martin NJ001014.0001	**Collection Date:**	1/25/2011
Lab ID:	C1101035-014A	**Matrix:**	AIR

Analyses	Result	**Limit	Qual	Units	DF	Date Analyzed
1UG/M3 BY METHOD TO15		TO-15				Analyst: LL
1,1,1-Trichloroethane	< 0.83	0.83		ug/m3	1	1/27/2011 6:06:00 PM
1,1,2,2-Tetrachloroethane	< 1.0	1.0		ug/m3	1	1/27/2011 6:06:00 PM
1,1,2-Trichloroethane	< 0.83	0.83		ug/m3	1	1/27/2011 6:06:00 PM
1,1-Dichloroethane	< 0.62	0.62		ug/m3	1	1/27/2011 6:06:00 PM
1,1-Dichloroethene	< 0.60	0.60		ug/m3	1	1/27/2011 6:06:00 PM
1,2,4-Trichlorobenzene	< 1.1	1.1		ug/m3	1	1/27/2011 6:06:00 PM
1,2,4-Trimethylbenzene	1.0	0.75		ug/m3	1	1/27/2011 6:06:00 PM
1,2-Dibromoethane	< 1.2	1.2		ug/m3	1	1/27/2011 6:06:00 PM
1,2-Dichlorobenzene	< 0.92	0.92		ug/m3	1	1/27/2011 6:06:00 PM
1,2-Dichloroethane	< 0.62	0.62		ug/m3	1	1/27/2011 6:06:00 PM
1,2-Dichloropropane	< 0.70	0.70		ug/m3	1	1/27/2011 6:06:00 PM
1,3,5-Trimethylbenzene	< 0.75	0.75		ug/m3	1	1/27/2011 6:06:00 PM
1,3-butadiene	< 0.34	0.34		ug/m3	1	1/27/2011 6:06:00 PM
1,3-Dichlorobenzene	< 0.92	0.92		ug/m3	1	1/27/2011 6:06:00 PM
1,4-Dichlorobenzene	4.4	0.92		ug/m3	1	1/27/2011 6:06:00 PM
1,4-Dioxane	< 1.1	1.1		ug/m3	1	1/27/2011 6:06:00 PM
2,2,4-trimethylpentane	< 0.71	0.71		ug/m3	1	1/27/2011 6:06:00 PM
4-ethyltoluene	< 0.75	0.75		ug/m3	1	1/27/2011 6:06:00 PM
Acetone	22	5.8		ug/m3	8	1/28/2011 7:01:00 PM
Allyl chloride	< 0.48	0.48		ug/m3	1	1/27/2011 6:06:00 PM
Benzene	0.84	0.49		ug/m3	1	1/27/2011 6:06:00 PM
Benzyl chloride	< 0.88	0.88		ug/m3	1	1/27/2011 6:06:00 PM
Bromodichloromethane	< 1.0	1.0		ug/m3	1	1/27/2011 6:06:00 PM
Bromoform	< 1.6	1.6		ug/m3	1	1/27/2011 6:06:00 PM
Bromomethane	< 0.59	0.59		ug/m3	1	1/27/2011 6:06:00 PM
Carbon disulfide	< 0.47	0.47		ug/m3	1	1/27/2011 6:06:00 PM
Carbon tetrachloride	0.38	0.96	J	ug/m3	1	1/27/2011 6:06:00 PM
Chlorobenzene	< 0.70	0.70		ug/m3	1	1/27/2011 6:06:00 PM
Chloroethane	< 0.40	0.40		ug/m3	1	1/27/2011 6:06:00 PM
Chloroform	< 0.74	0.74		ug/m3	1	1/27/2011 6:06:00 PM
Chloromethane	0.67	0.31		ug/m3	1	1/27/2011 6:06:00 PM
cis-1,2-Dichloroethene	< 0.60	0.60		ug/m3	1	1/27/2011 6:06:00 PM
cis-1,3-Dichloropropene	< 0.69	0.69		ug/m3	1	1/27/2011 6:06:00 PM
Cyclohexane	1.5	0.52		ug/m3	1	1/27/2011 6:06:00 PM
Dibromochloromethane	< 1.3	1.3		ug/m3	1	1/27/2011 6:06:00 PM
Ethyl acetate	1.2	0.92		ug/m3	1	1/27/2011 6:06:00 PM
Ethylbenzene	< 0.66	0.66		ug/m3	1	1/27/2011 6:06:00 PM
Freon 11	1.2	0.86		ug/m3	1	1/27/2011 6:06:00 PM
Freon 113	0.78	1.2	J	ug/m3	1	1/27/2011 6:06:00 PM
Freon 114	< 1.1	1.1		ug/m3	1	1/27/2011 6:06:00 PM

Qualifiers:

**	Reporting Limit	.	Results reported are not blank corrected
B	Analyte detected in the associated Method Blank	E	Value above quantitation range
H	Holding times for preparation or analysis exceeded	J	Analyte detected at or below quantitation limits
JN	Non-routine analyte. Quantitation estimated.	ND	Not Detected at the Reporting Limit
S	Spike Recovery outside accepted recovery limits		

Centek Laboratories, LLC

Date: *22-Feb-11*

CLIENT:	Arcadis	**Client Sample ID:**	SS-VMP 3A
Lab Order:	C1101035	**Tag Number:**	463,399
Project:	Lockheed Martin NJ001014.0001	**Collection Date:**	1/25/2011
Lab ID:	C1101035-014A	**Matrix:**	AIR

Analyses	Result	**Limit	Qual	Units	DF	Date Analyzed
1UG/M3 BY METHOD TO15		TO-15				Analyst: LL
Freon 12	2.0	0.75		ug/m3	1	1/27/2011 6:06:00 PM
Heptane	1.4	0.62		ug/m3	1	1/27/2011 6:06:00 PM
Hexachloro-1,3-butadiene	< 1.6	1.6		ug/m3	1	1/27/2011 6:06:00 PM
Hexane	0.97	0.54		ug/m3	1	1/27/2011 6:06:00 PM
Isopropyl alcohol	490	60		ug/m3	160	1/28/2011 7:35:00 PM
m&p-Xylene	1.3	1.3		ug/m3	1	1/27/2011 6:06:00 PM
Methyl Butyl Ketone	< 1.2	1.2		ug/m3	1	1/27/2011 6:06:00 PM
Methyl Ethyl Ketone	< 0.90	0.90		ug/m3	1	1/27/2011 6:06:00 PM
Methyl Isobutyl Ketone	< 1.2	1.2		ug/m3	1	1/27/2011 6:06:00 PM
Methyl tert-butyl ether	< 0.55	0.55		ug/m3	1	1/27/2011 6:06:00 PM
Methylene chloride	380	85		ug/m3	160	1/28/2011 7:35:00 PM
o-Xylene	< 0.66	0.66		ug/m3	1	1/27/2011 6:06:00 PM
Propylene	< 0.26	0.26		ug/m3	1	1/27/2011 6:06:00 PM
Styrene	< 0.65	0.65		ug/m3	1	1/27/2011 6:06:00 PM
Tetrachloroethylene	< 1.0	1.0		ug/m3	1	1/27/2011 6:06:00 PM
Tetrahydrofuran	5.9	0.45		ug/m3	1	1/27/2011 6:06:00 PM
Toluene	6.6	0.57		ug/m3	1	1/27/2011 6:06:00 PM
trans-1,2-Dichloroethene	< 0.60	0.60		ug/m3	1	1/27/2011 6:06:00 PM
trans-1,3-Dichloropropene	< 0.69	0.69		ug/m3	1	1/27/2011 6:06:00 PM
Trichloroethene	0.33	0.82	J	ug/m3	1	1/27/2011 6:06:00 PM
Vinyl acetate	< 0.54	0.54		ug/m3	1	1/27/2011 6:06:00 PM
Vinyl Bromide	< 0.67	0.67		ug/m3	1	1/27/2011 6:06:00 PM
Vinyl chloride	< 0.39	0.39		ug/m3	1	1/27/2011 6:06:00 PM

Qualifiers:

**	Reporting Limit	.	Results reported are not blank corrected
B	Analyte detected in the associated Method Blank	E	Value above quantitation range
H	Holding times for preparation or analysis exceeded	J	Analyte detected at or below quantitation limits
JN	Non-routine analyte. Quantitation estimated.	ND	Not Detected at the Reporting Limit
S	Spike Recovery outside accepted recovery limits		

Quantitation Report (QT Reviewed)

Data File : C:\MSDCHEM\1\DATA\BG012710.D Vial: 42
Acq On : 27 Jan 2011 6:06 pm Operator: LL
Sample : C1101035-014A Inst : MSD #2
Misc : 1ugm3 & 0.25TCE,CT,VNCL Sample Multiplr: 1.00
MS Integration Params: RTEINT.P
Quant Time: Jan 28 10:59:25 2011 Quant Results File: B118_1UG.RES

Quant Method : C:\MSDCHEM\1\METHODS\B118_1UG.M (RTE Integrator)
Title : TO-15 VOA Standards for 5 point calibration
Last Update : Wed Jan 26 14:01:48 2011
Response via : Initial Calibration
DataAcq Meth : B118_1UG

Internal Standards	R.T.	QIon	Response	Conc	Units		Dev(Min)
1) Bromochloromethane	7.88	128	16846	1.00	ppb		0.01
30) 1,4-difluorobenzene	10.19	114	51470	1.00	ppb		0.00
44) Chlorobenzene-d5	14.97	117	46483	1.00	ppb		0.00
System Monitoring Compounds							
57) Bromofluorobenzene	16.51	95	21920	0.88	ppb		0.00
Spiked Amount 1.000	Range 70 - 130		Recovery = 88.00%				
Target Compounds							Qvalue
3) Freon 12	3.13	85	39560	0.39	ppb		97
4) Chloromethane	3.27	50	11795	0.32	ppb		70
11) Freon 11	4.33	101	20672	0.21	ppb		98
12) Acetone	4.60	58	113965m	10.09	ppb		
13) Isopropyl alcohol	4.63	45	5127675m	249.82	ppb		
15) Freon 113	5.12	101	6740m	0.10	ppb		
16) Methylene chloride	5.36	84	2494099	96.39	ppb		83
25) Hexane	7.07	41	8094m	0.27	ppb		
26) Ethyl acetate	7.95	43	7750m	0.34	ppb		
28) Tetrahydrofuran	8.57	42	12936m	1.96	ppb		
32) Cyclohexane	9.47	56	10824	0.42	ppb	#	66
33) Carbon tetrachloride	9.42	117	6366m	0.06	ppb		
34) Benzene	9.41	78	19443	0.26	ppb		84
37) Heptane	10.77	43	8978	0.33	ppb		88
38) Trichloroethene	10.88	130	2641m	0.06	ppb		
45) Toluene	13.07	92	58585	1.72	ppb	#	79
53) m&p-xylene	15.45	91	14866	0.30	ppb		95
61) 1,2,4-trimethylbenzene	17.53	105	6729	0.21	ppb	#	75
64) 1,4-dichlorobenzene	17.90	146	27163	0.72	ppb		87

(#) = qualifier out of range (m) = manual integration (+) = signals summed

Quantitation Report (QT Reviewed)

Data File : C:\MSDCHEM\1\DATA\BG012710.D Vial: 42
Acq On : 27 Jan 2011 6:06 pm Operator: LL
Sample : C1101035-014A Inst : MSD #2
Misc : 1ugm3 & 0.25TCE,CT,VNCL Sample Multiplr: 1.00
MS Integration Params: RTEINT.P
Quant Time: Jan 28 11:13 2011 Quant Results File: B118_1UG.RES

Method : C:\MSDCHEM\1\METHODS\B118_1UG.M (RTE Integrator)
Title : TO-15 VOA Standards for 5 point calibration
Last Update : Tue Feb 01 16:05:43 2011
Response via : Initial Calibration

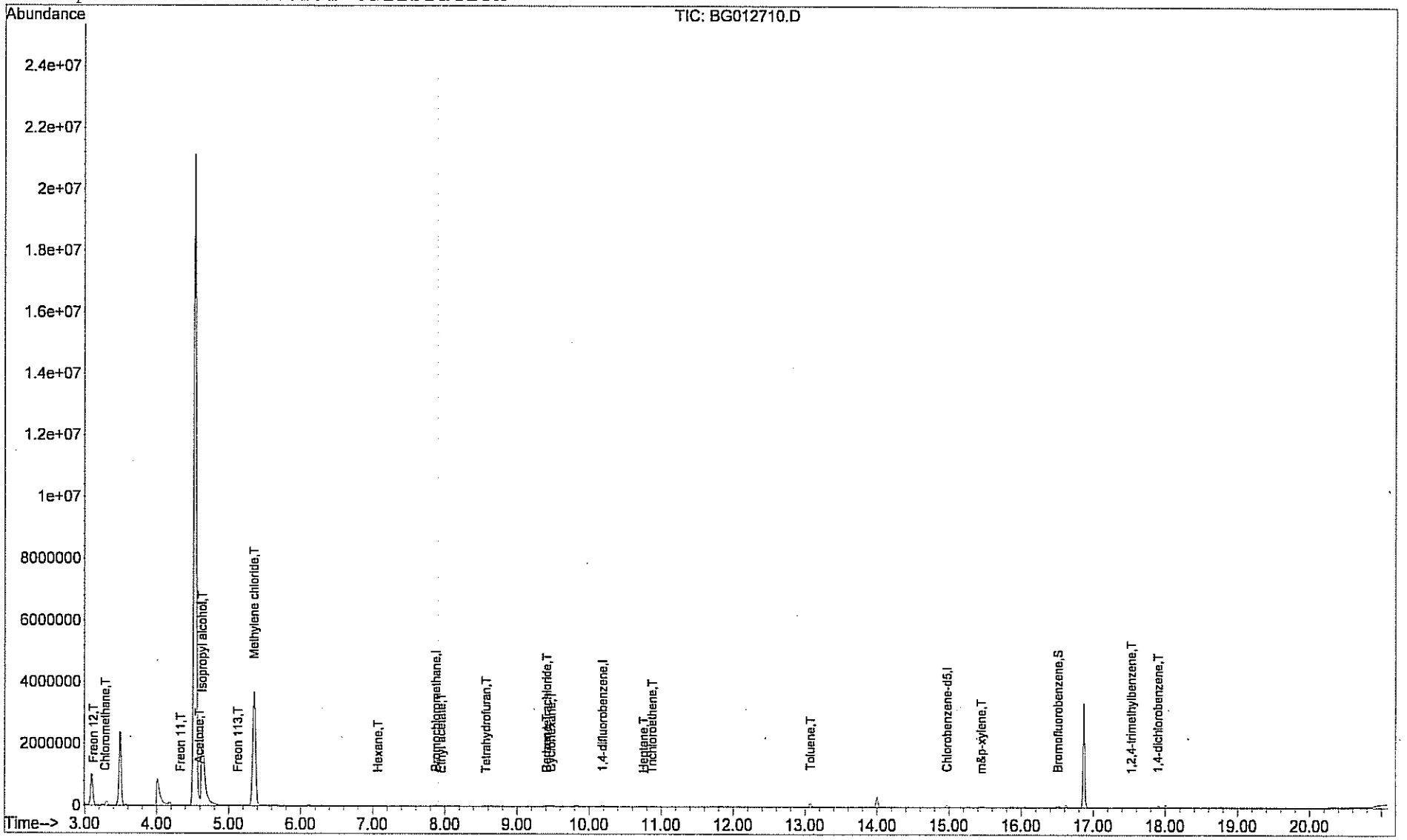

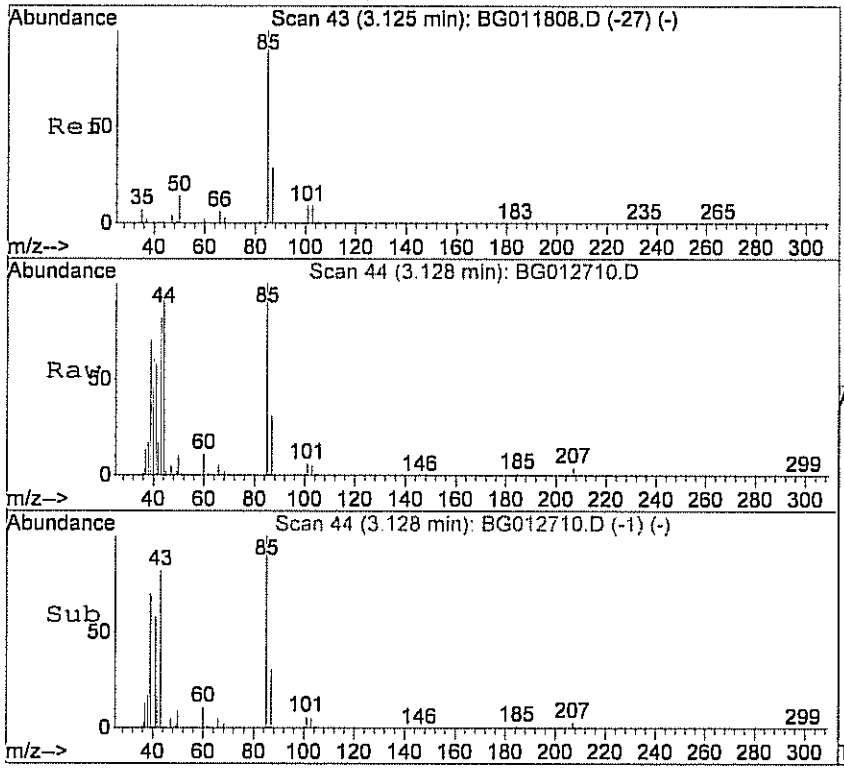

#3
Freon 12
Concen: 0.39 ppb
RT: 3.13 min Scan# 44
Delta R.T. 0.00 min
Lab File: BG012710.D
Acq: 27 Jan 2011 6:06 pm

Tgt Ion: 85 Resp: 39560

Ion	Ratio	Lower	Upper
85	100		
87	32.3	14.1	54.1

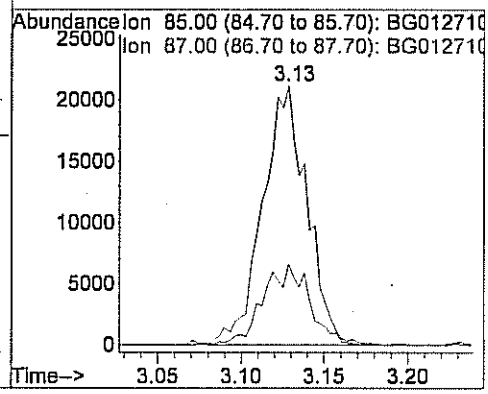

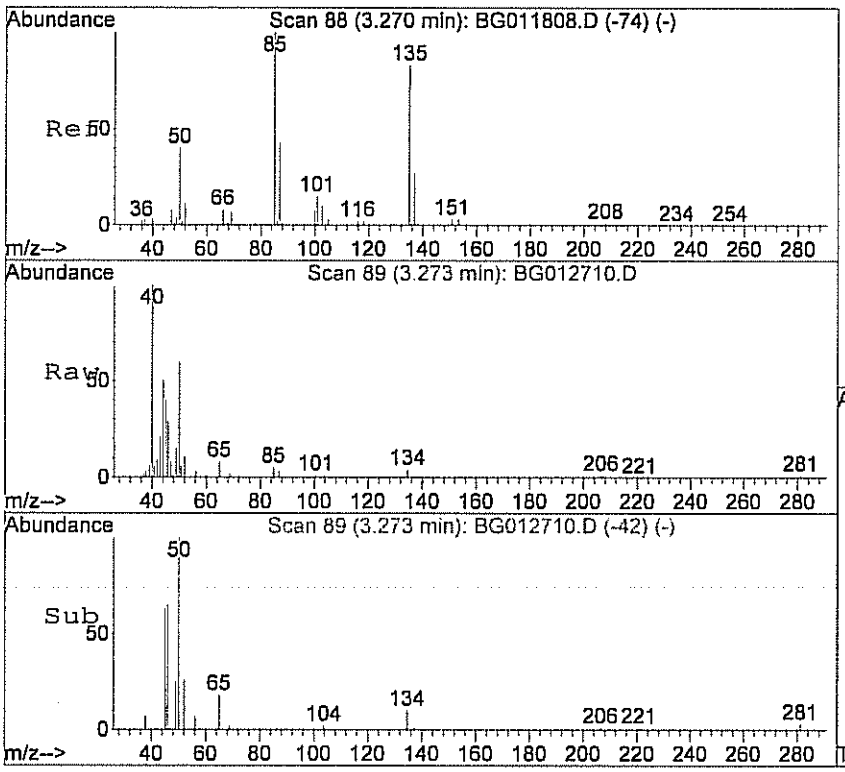

#4
Chloromethane
Concen: 0.32 ppb
RT: 3.27 min Scan# 89
Delta R.T. 0.00 min
Lab File: BG012710.D
Acq: 27 Jan 2011 6:06 pm

Tgt Ion: 50 Resp: 11795

Ion	Ratio	Lower	Upper
50	100		
52	29.8	0.0	36.8

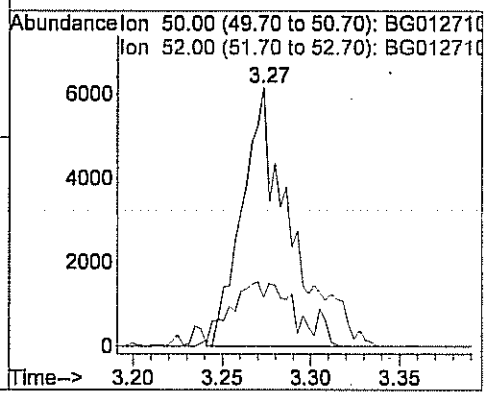

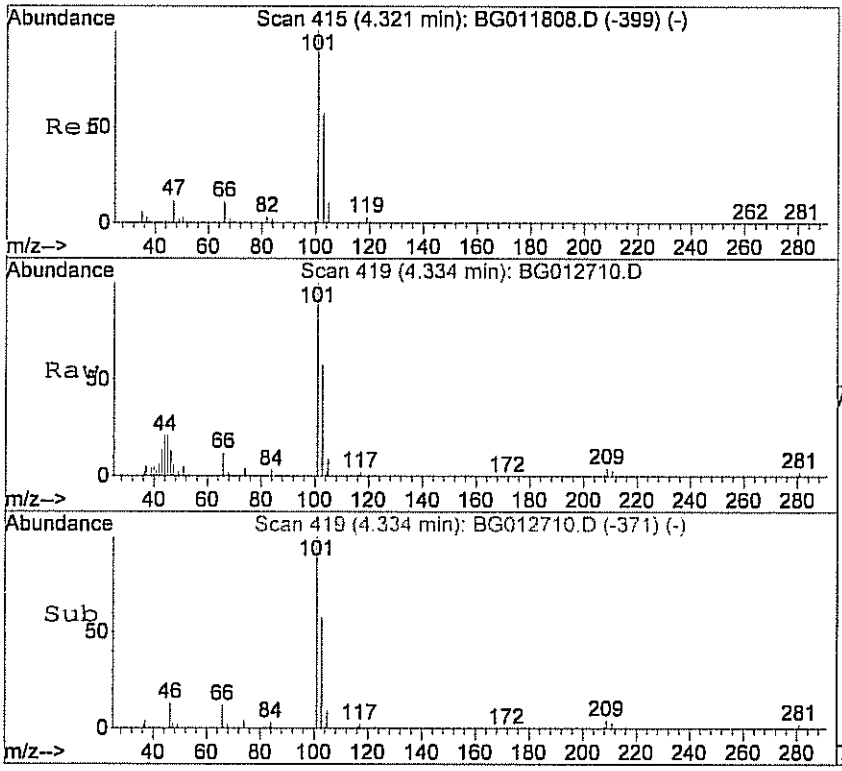

#11
Freon 11
Concen: 0.21 ppb
RT: 4.33 min Scan# 419
Delta R.T. 0.00 min
Lab File: BG012710.D
Acq: 27 Jan 2011 6:06 pm

Tgt Ion:101 Resp: 20672

Ion	Ratio	Lower	Upper
101	100		
103	69.9	49.2	89.2
105	13.5	0.0	27.9

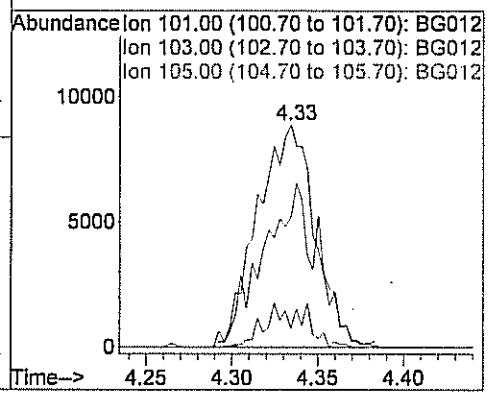

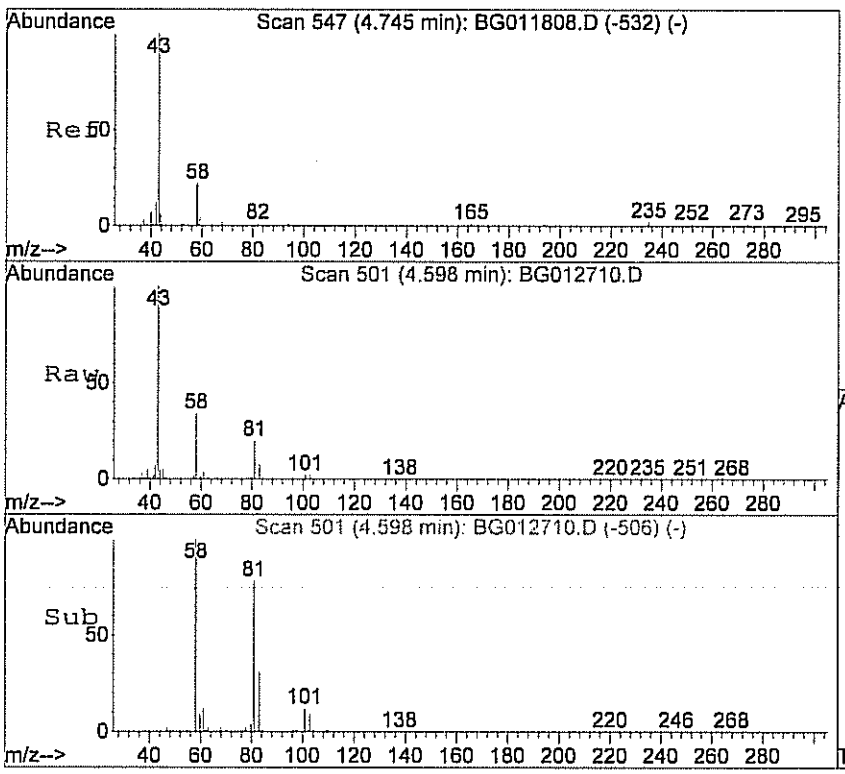

#12
Acetone
Concen: 10.09 ppb m
RT: 4.60 min Scan# 501
Delta R.T. -0.17 min
Lab File: BG012710.D
Acq: 27 Jan 2011 6:06 pm

Tgt Ion: 58 Resp: 113965

Ion	Ratio	Lower	Upper
58	100		
43	0.0	148.4	208.4#

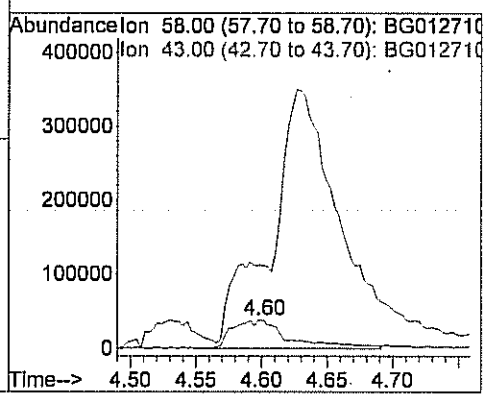

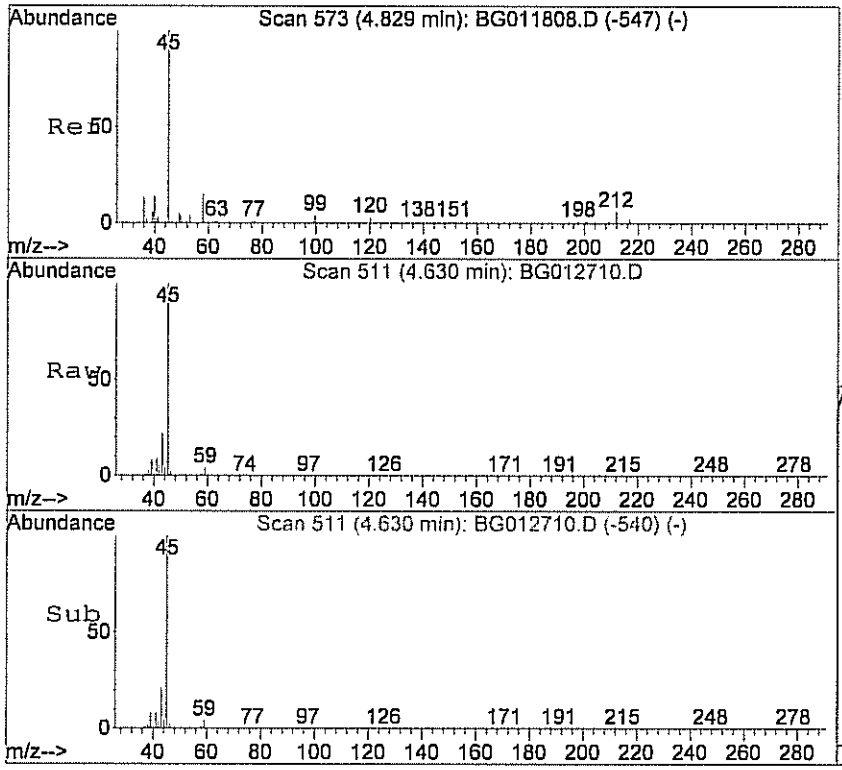

#13
Isopropyl alcohol
Concen: 249.82 ppb m
RT: 4.63 min Scan# 511
Delta R.T. -0.24 min
Lab File: BG012710.D
Acq: 27 Jan 2011 6:06 pm

Tgt Ion: 45 Resp: 5127675

Ion	Ratio	Lower	Upper
45	100		
43	0.0	6.2	46.2#

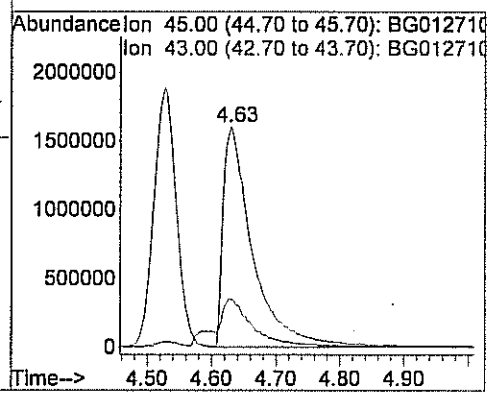

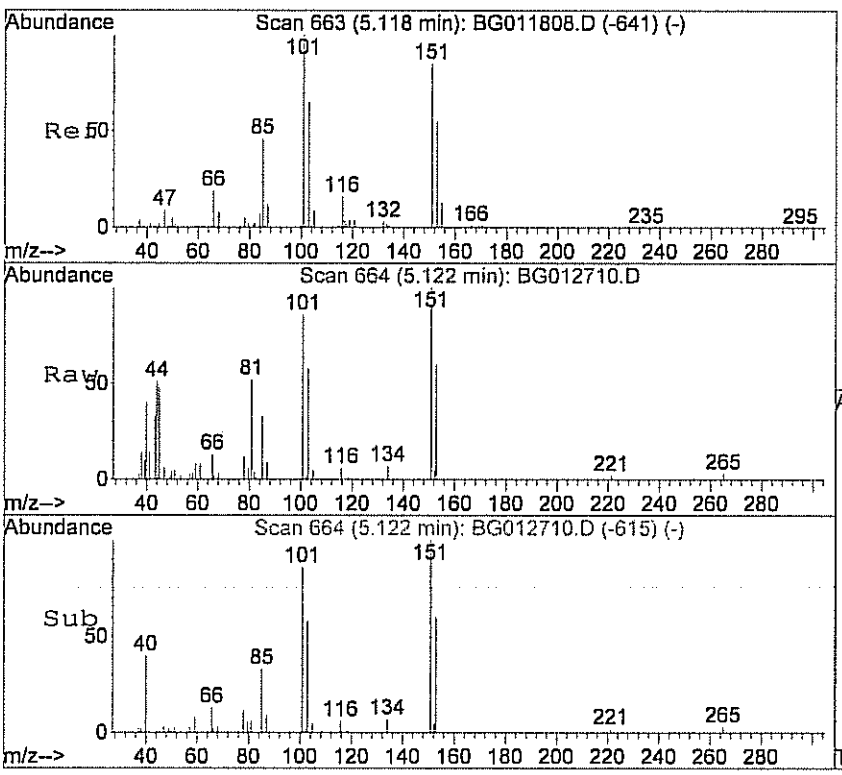

#15
Freon 113
Concen: 0.10 ppb m
RT: 5.12 min Scan# 664
Delta R.T. 0.01 min
Lab File: BG012710.D
Acq: 27 Jan 2011 6:06 pm

Tgt Ion:101 Resp: 6740

Ion	Ratio	Lower	Upper
101	100		
103	68.1	30.6	70.6
151	55.9	64.0	104.0#

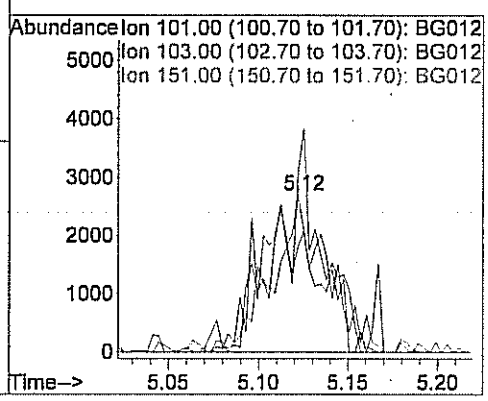

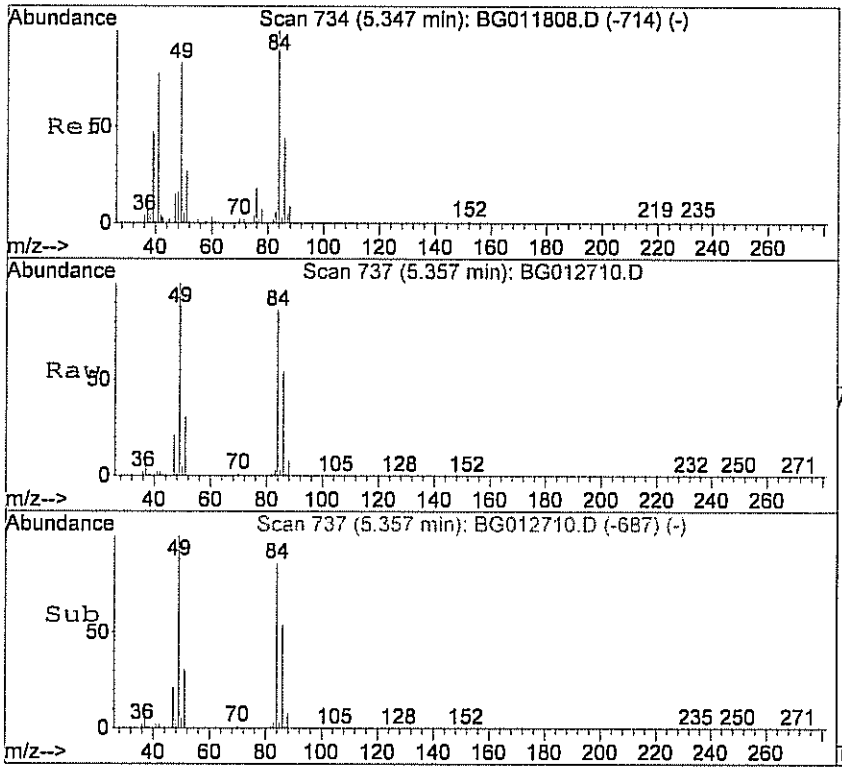

#16
Methylene chloride
Concen: 96.39 ppb
RT: 5.36 min Scan# 737
Delta R.T. 0.01 min
Lab File: BG012710.D
Acq: 27 Jan 2011 6:06 pm

Tgt Ion: 84 Resp: 2494099

Ion	Ratio	Lower	Upper
84	100		
49	122.6	82.7	122.7
86	65.1	35.7	75.7

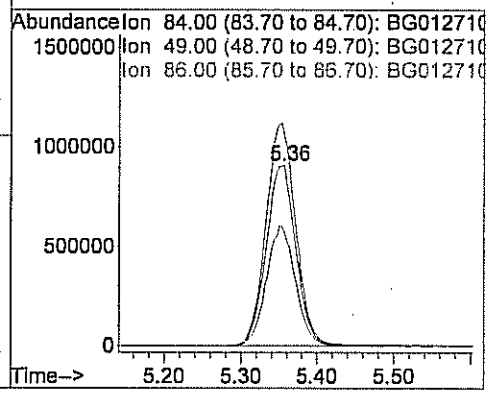

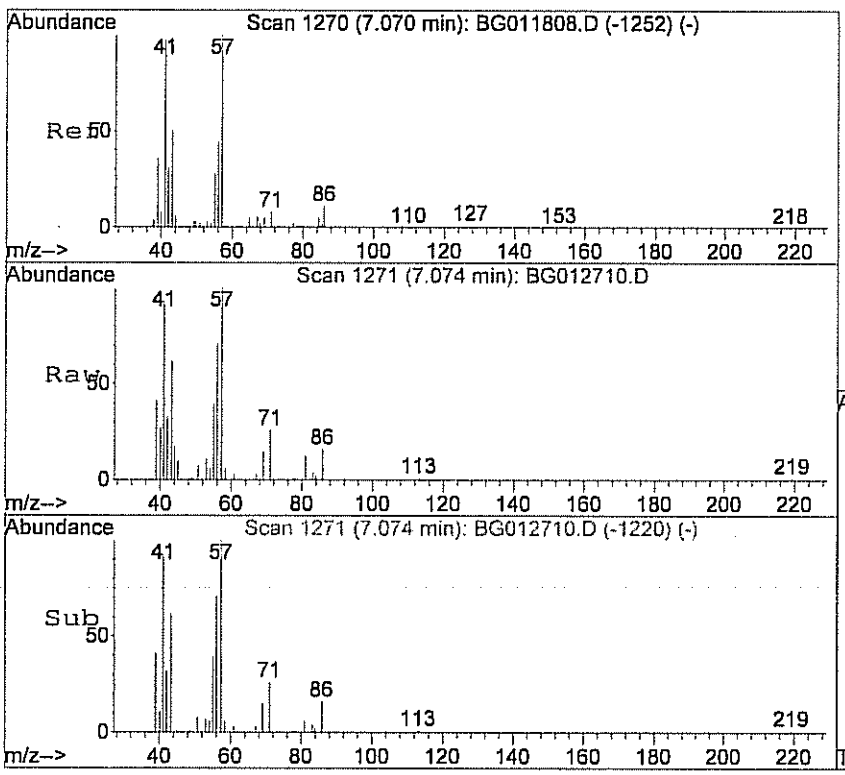

#25
Hexane
Concen: 0.27 ppb m
RT: 7.07 min Scan# 1271
Delta R.T. 0.01 min
Lab File: BG012710.D
Acq: 27 Jan 2011 6:06 pm

Tgt Ion: 41 Resp: 8094

Ion	Ratio	Lower	Upper
41	100		
57	86.3	67.3	107.3
43	14.4	22.9	62.9#

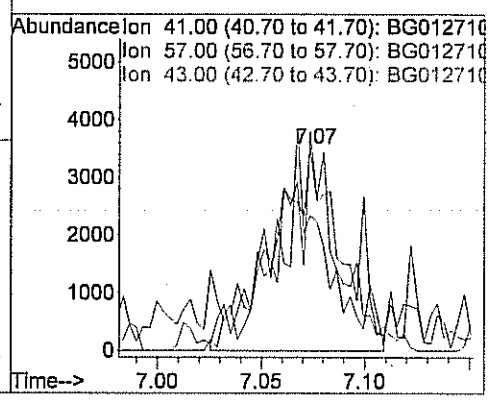

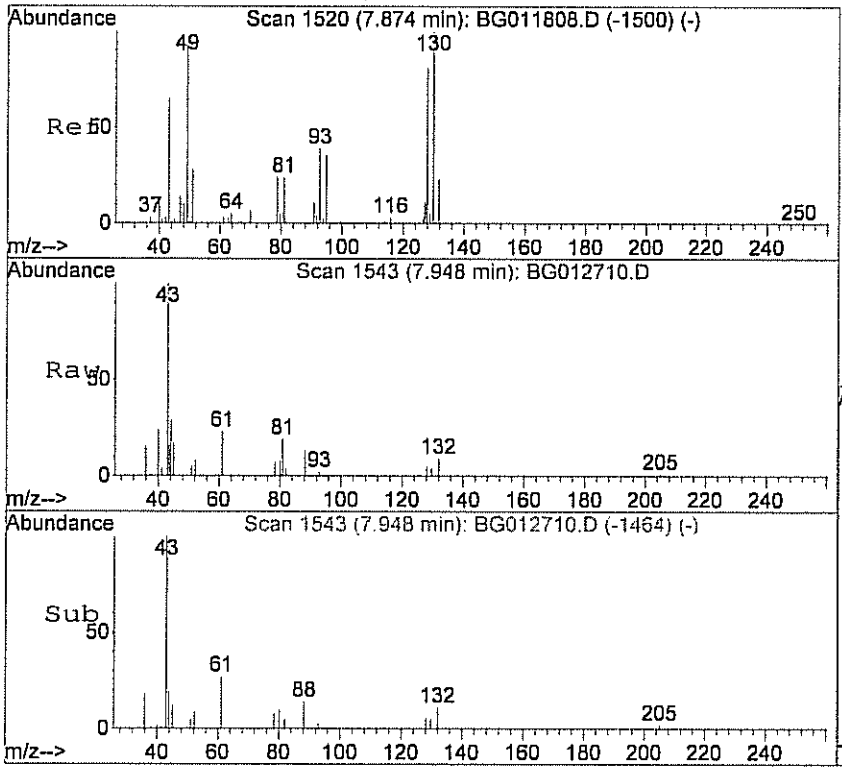

#26
Ethyl acetate
Concen: 0.34 ppb m
RT: 7.95 min Scan# 1543
Delta R.T. 0.10 min
Lab File: BG012710.D
Acq: 27 Jan 2011 6:06 pm

Tgt Ion: 43 Resp: 7750

Ion	Ratio	Lower	Upper
43	100		
45	1.1	0.0	23.0
61	0.0	0.0	28.0

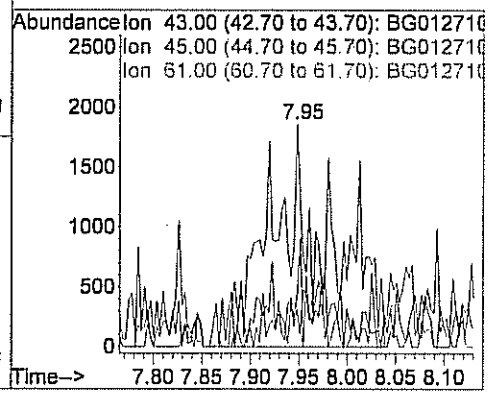

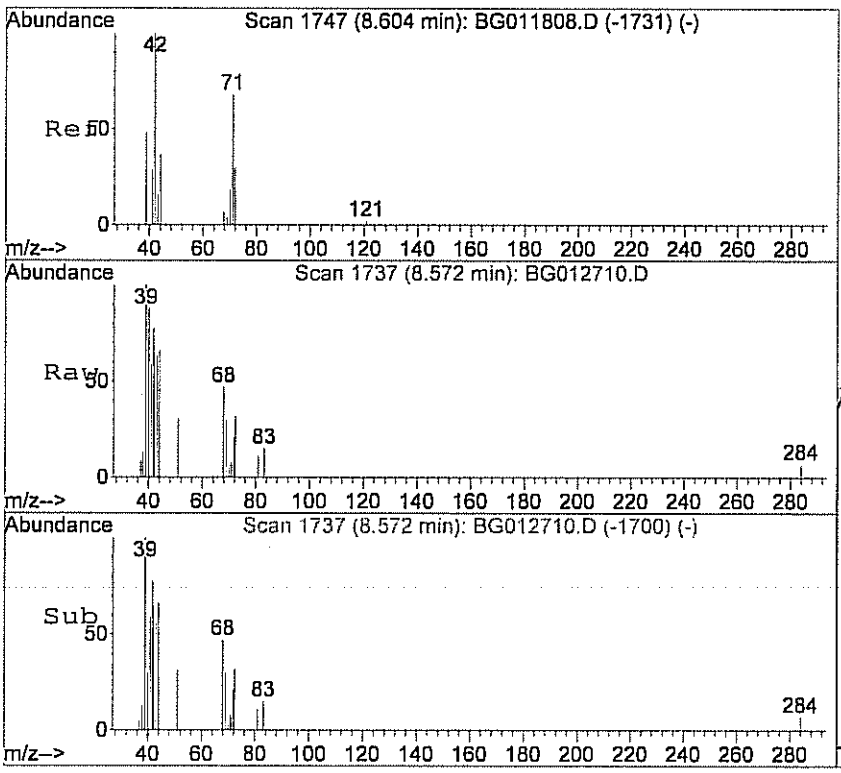

#28
Tetrahydrofuran
Concen: 1.96 ppb m
RT: 8.57 min Scan# 1737
Delta R.T. -0.03 min
Lab File: BG012710.D
Acq: 27 Jan 2011 6:06 pm

Tgt Ion: 42 Resp: 12936

Ion	Ratio	Lower	Upper
42	100		
71	7.9	9.8	49.8#
72	2.1	0.0	30.6

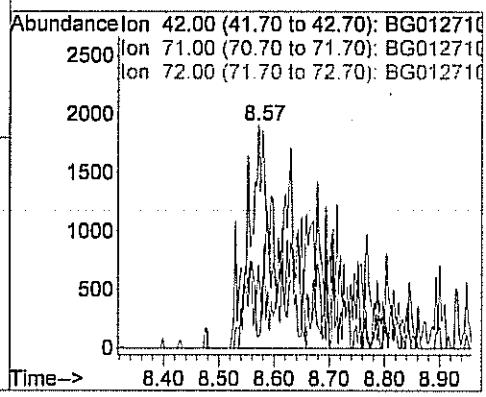

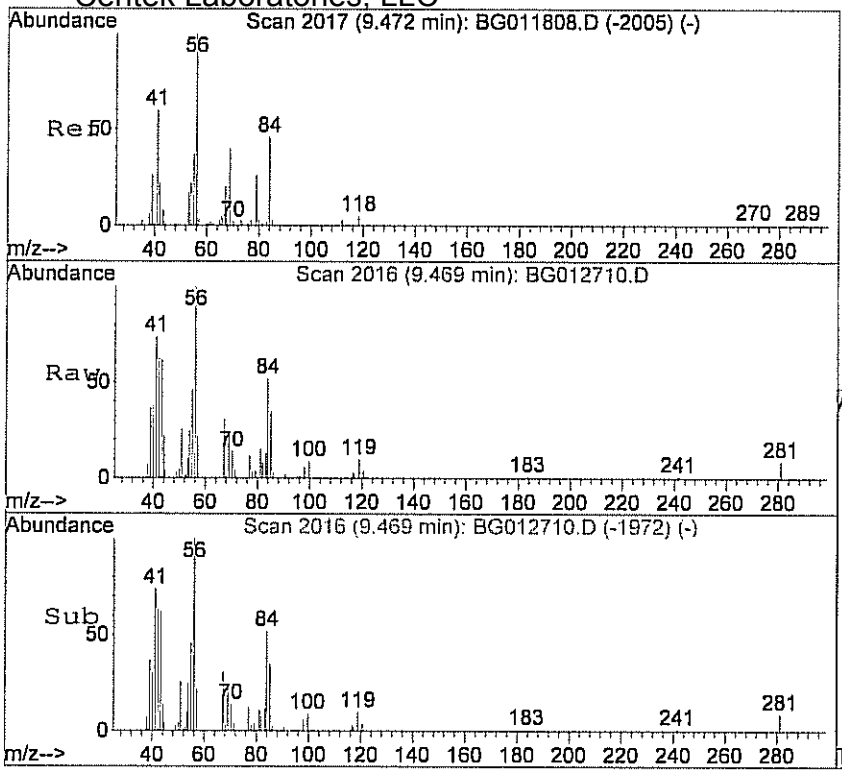

#32
Cyclohexane
Concen: 0.42 ppb
RT: 9.47 min Scan# 2016
Delta R.T. -0.01 min
Lab File: BG012710.D
Acq: 27 Jan 2011 6:06 pm

Tgt Ion: 56 Resp: 10824

Ion	Ratio	Lower	Upper
56	100		
41	106.8	40.6	80.6#
84	49.6	31.3	71.3

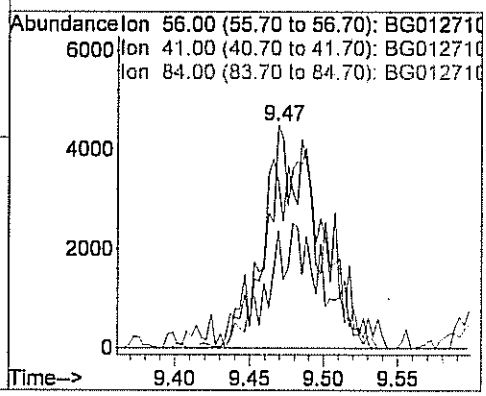

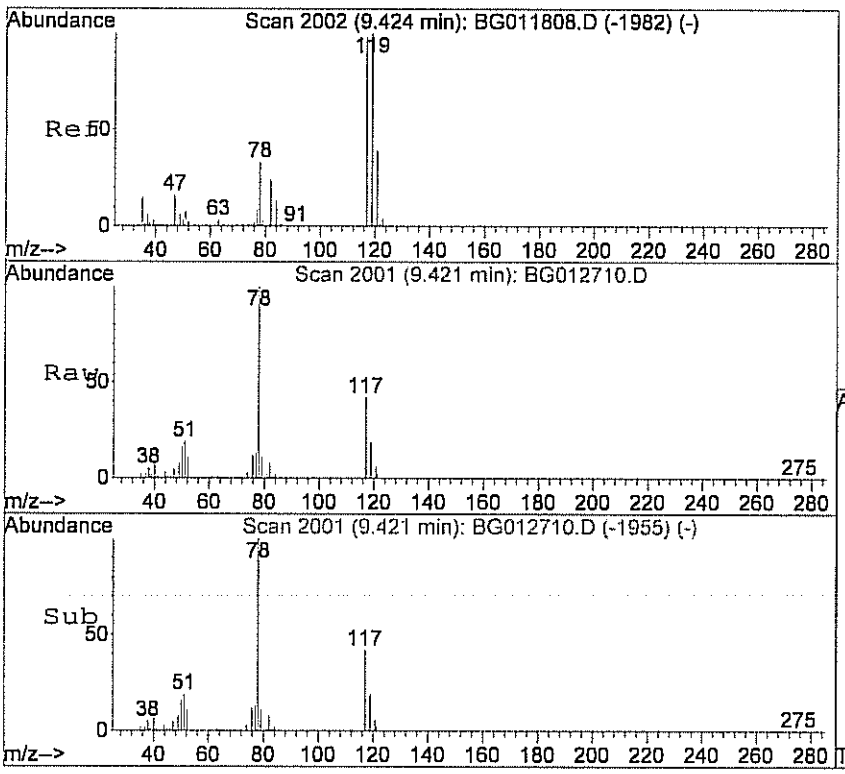

#33
Carbon tetrachloride
Concen: 0.06 ppb m
RT: 9.42 min Scan# 2001
Delta R.T. -0.00 min
Lab File: BG012710.D
Acq: 27 Jan 2011 6:06 pm

Tgt Ion:117 Resp: 6366

Ion	Ratio	Lower	Upper
117	100		
119	82.1	64.1	104.1

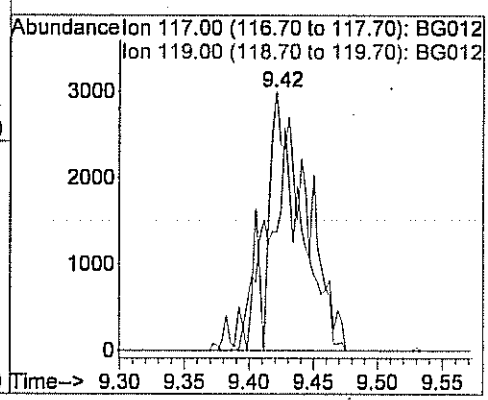

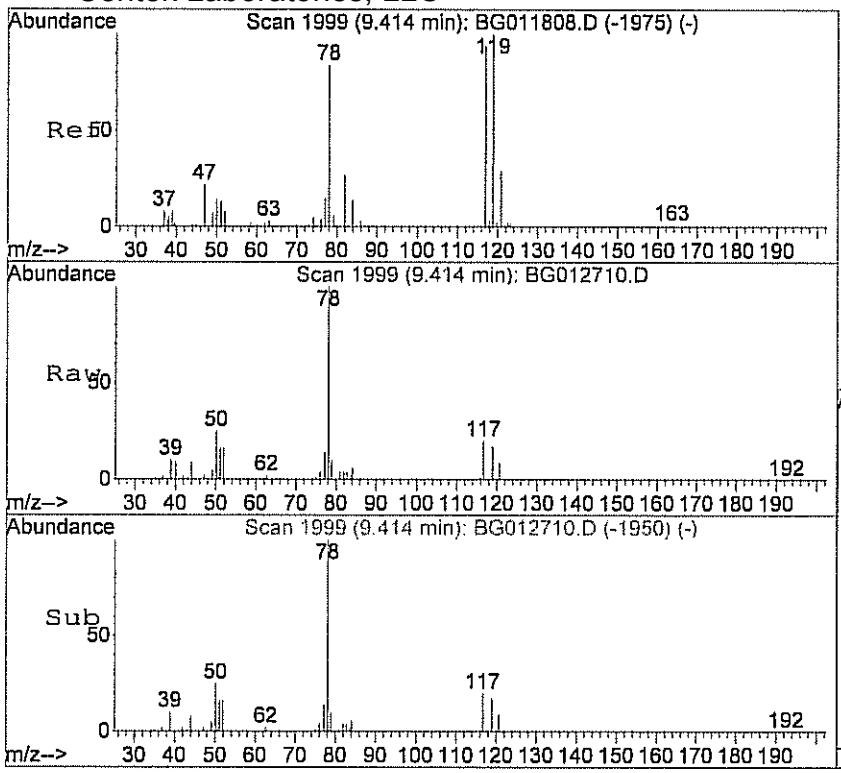

#34
Benzene
Concen: 0.26 ppb
RT: 9.41 min Scan# 1999
Delta R.T. 0.01 min
Lab File: BG012710.D
Acq: 27 Jan 2011 6:06 pm

Tgt Ion: 78 Resp: 19443

Ion	Ratio	Lower	Upper
78	100		
77	29.3	2.4	42.4
51	26.6	0.0	38.9

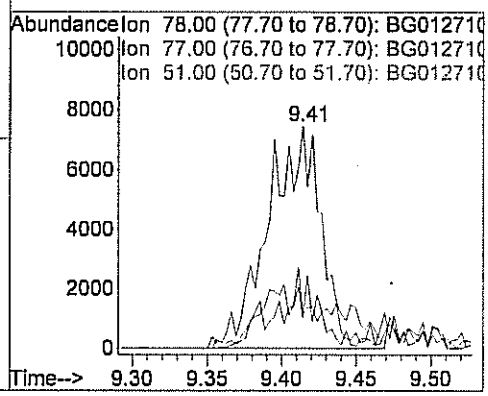

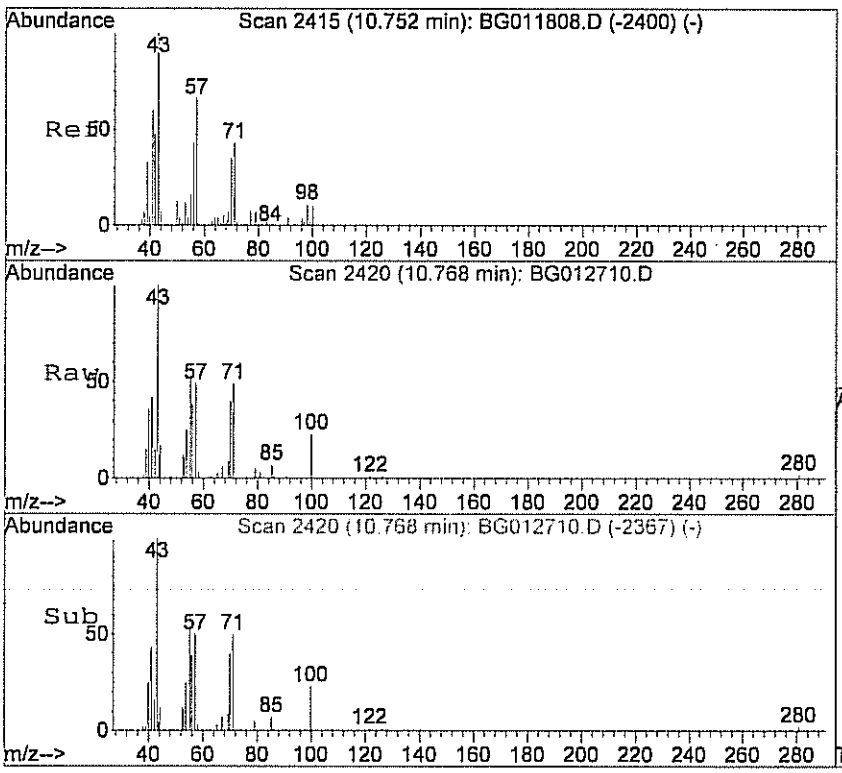

#37
Heptane
Concen: 0.33 ppb
RT: 10.77 min Scan# 2420
Delta R.T. 0.02 min
Lab File: BG012710.D
Acq: 27 Jan 2011 6:06 pm

Tgt Ion: 43 Resp: 8978

Ion	Ratio	Lower	Upper
43	100		
57	47.3	40.1	80.1
71	55.9	41.4	81.4

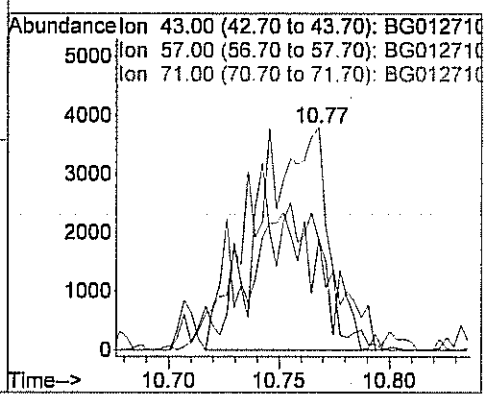

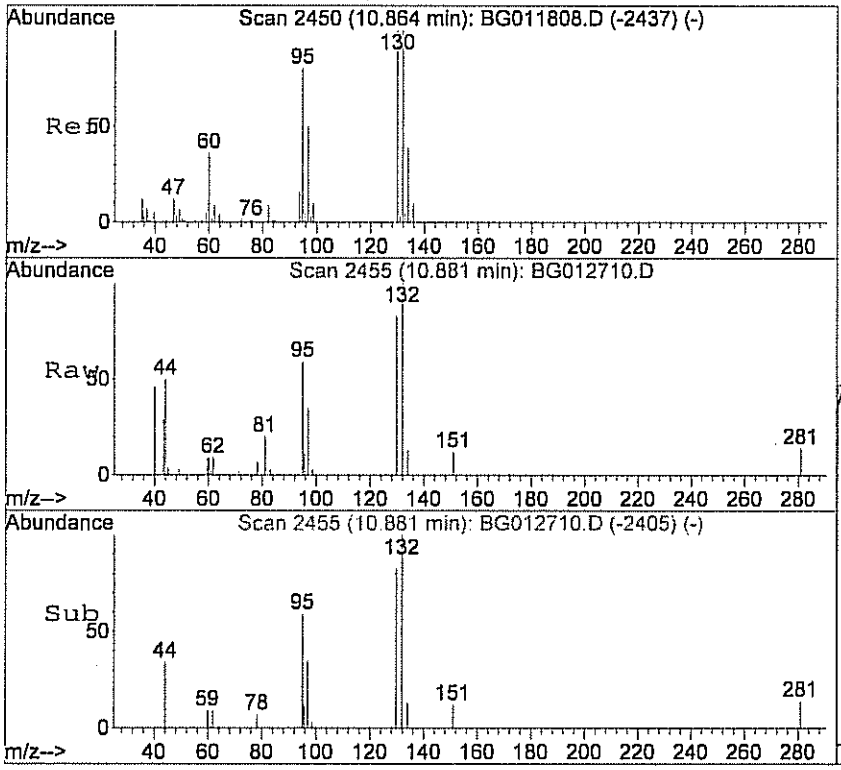

#38
Trichloroethene
Concen: 0.06 ppb m
RT: 10.88 min Scan# 2455
Delta R.T. 0.01 min
Lab File: BG012710.D
Acq: 27 Jan 2011 6:06 pm

Tgt Ion:130 Resp: 2641

Ion	Ratio	Lower	Upper
130	100		
132	37.6	63.9	103.9#
95	0.0	53.8	93.8#

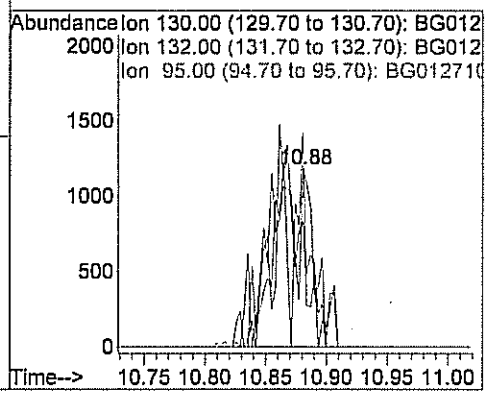

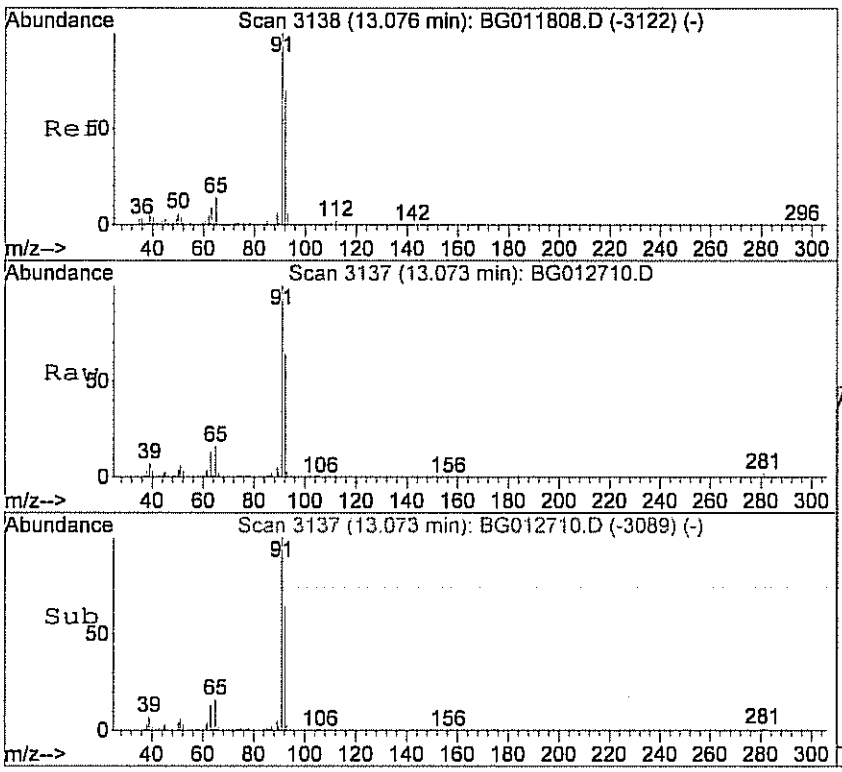

#45
Toluene
Concen: 1.72 ppb
RT: 13.07 min Scan# 3137
Delta R.T. 0.00 min
Lab File: BG012710.D
Acq: 27 Jan 2011 6:06 pm

Tgt Ion: 92 Resp: 58585

Ion	Ratio	Lower	Upper
92	100		
91	167.8	121.5	161.5#

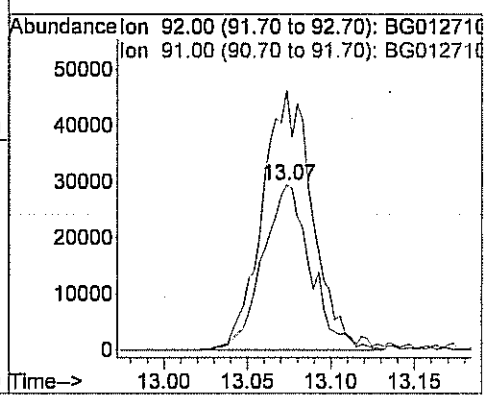

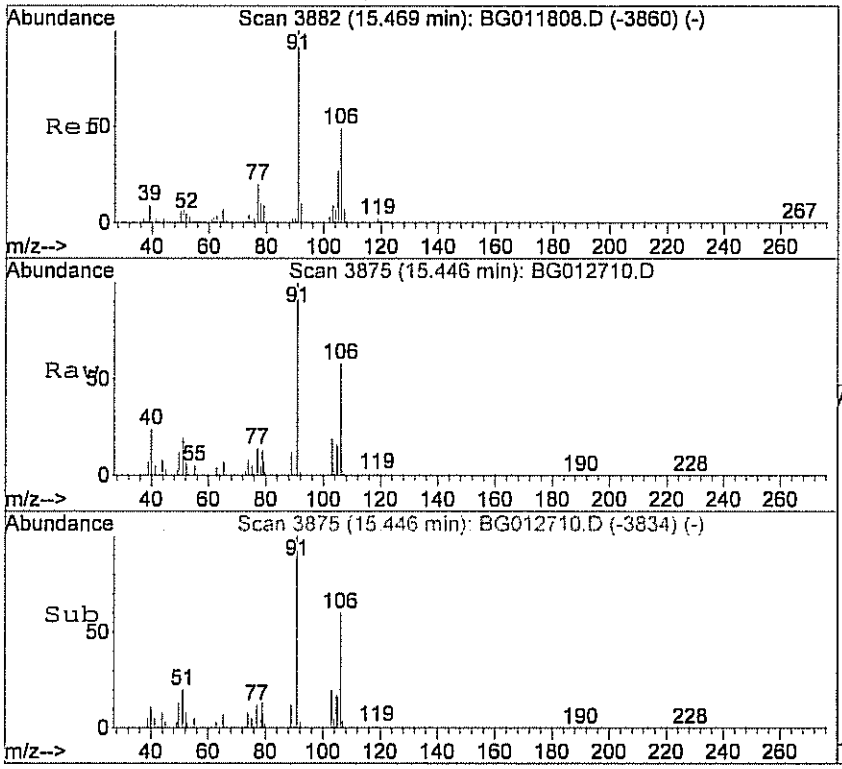

#53
m&p-xylene
Concen: 0.30 ppb
RT: 15.45 min Scan# 3875
Delta R.T. -0.02 min
Lab File: BG012710.D
Acq: 27 Jan 2011 6:06 pm

Tgt Ion: 91 Resp: 14866

Ion	Ratio	Lower	Upper
91	100		
106	57.8	34.5	74.5

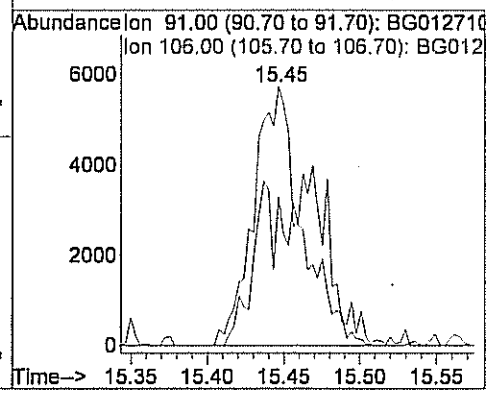

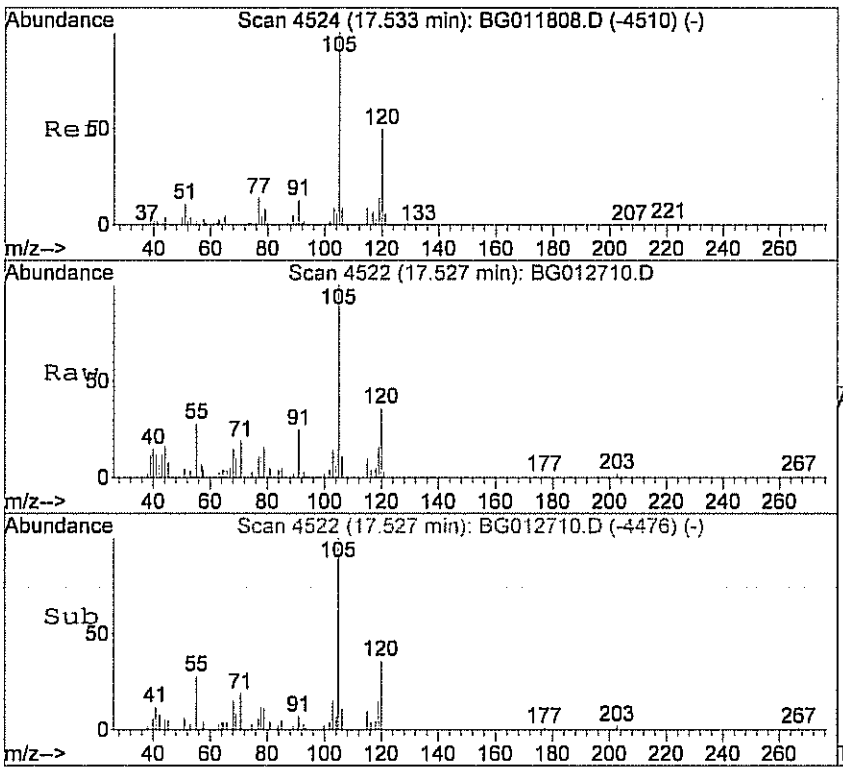

#61
1,2,4-trimethylbenzene
Concen: 0.21 ppb
RT: 17.53 min Scan# 4522
Delta R.T. -0.00 min
Lab File: BG012710.D
Acq: 27 Jan 2011 6:06 pm

Tgt Ion:105 Resp: 6729

Ion	Ratio	Lower	Upper
105	100		
120	51.0	52.0	92.0#

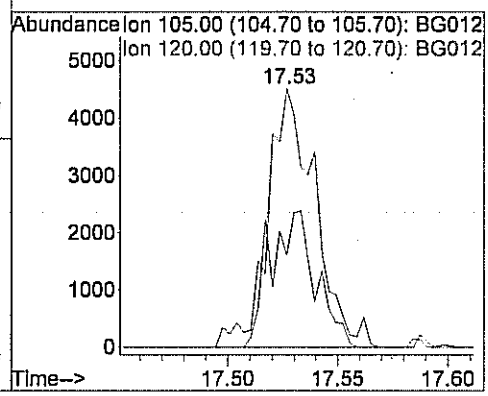

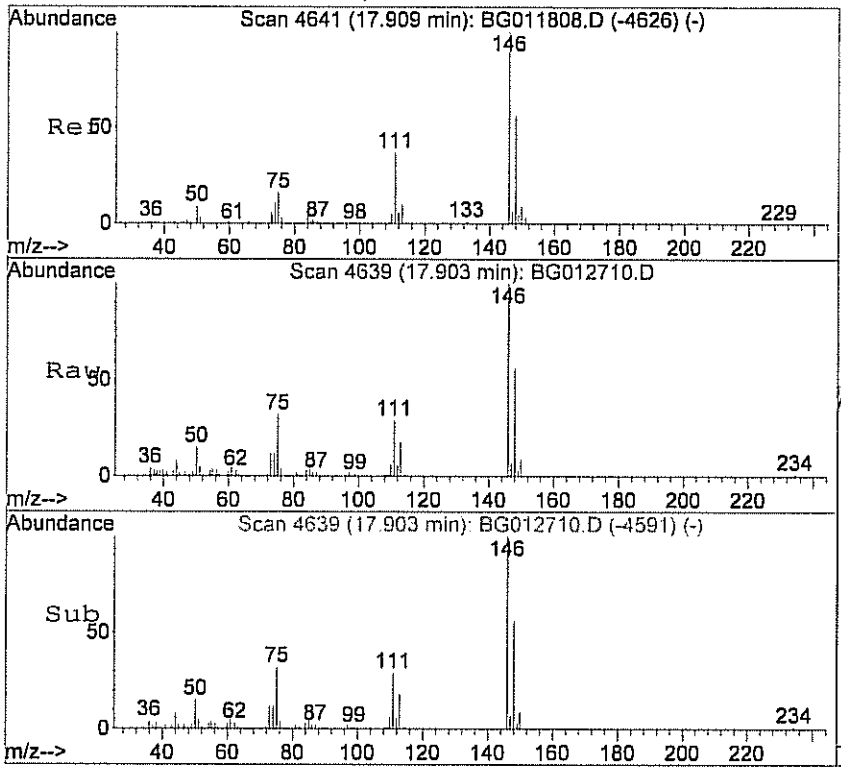

#64
1,4-dichlorobenzene
Concen: 0.72 ppb
RT: 17.90 min Scan# 4639
Delta R.T. 0.00 min
Lab File: BG012710.D
Acq: 27 Jan 2011 6:06 pm

Tgt Ion:146 Resp: 27163

Ion	Ratio	Lower	Upper
146	100		
148	66.0	35.1	75.1
111	37.6	12.4	52.4

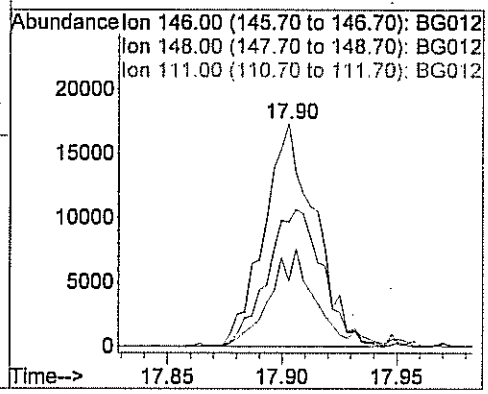

Quantitation Report (QT Reviewed)

Data File : C:\MSDCHEM\1\DATA\BG012812.D Vial: 42
Acq On : 28 Jan 2011 7:01 pm Operator: LL
Sample : C1101035-014A 8X Inst : MSD #2
Misc : 1ugm3 & 0.25TCE,CT,VNCL Sample Multiplr: 1.00
MS Integration Params: RTEINT.P
Quant Time: Jan 31 17:06:02 2011 Quant Results File: B118_1UG.RES

Quant Method : C:\MSDCHEM\1\METHODS\B118_1UG.M (RTE Integrator)
Title : TO-15 VOA Standards for 5 point calibration
Last Update : Wed Jan 26 14:01:48 2011
Response via : Initial Calibration
DataAcq Meth : B118_1UG

Internal Standards	R.T.	QIon	Response	Conc	Units	Dev(Min)
1) Bromochloromethane	7.89	128	16985	1.00	ppb	0.02
30) 1,4-difluorobenzene	10.19	114	41897	1.00	ppb	0.00
44) Chlorobenzene-d5	14.98	117	40238	1.00	ppb	0.00
System Monitoring Compounds						
57) Bromofluorobenzene	16.51	95	21718	1.01	ppb	0.00
Spiked Amount 1.000	Range 70 - 130		Recovery = 101.00%			
Target Compounds						Qvalue
12) Acetone	4.66	58	12883m	1.13	ppb	
13) Isopropyl alcohol	4.68	45	340177m	16.44	ppb	
16) Methylene chloride	5.35	84	237722	9.11	ppb	87
45) Toluene	13.07	92	4021	0.14	ppb	98

(#) = qualifier out of range (m) = manual integration (+) = signals summed

Quantitation Report (QT Reviewed)

Data File : C:\MSDCHEM\1\DATA\BG012812.D Vial: 42
Acq On : 28 Jan 2011 7:01 pm Operator: LL
Sample : C1101035-014A 8X Inst : MSD #2
Misc : 1ugm3 & 0.25TCE,CT,VNCL Sample Multiplr: 1.00
MS Integration Params: RTEINT.P
Quant Time: Jan 31 17:07 2011 Quant Results File: B118_1UG.RES

Method : C:\MSDCHEM\1\METHODS\B118_1UG.M (RTE Integrator)
Title : TO-15 VOA Standards for 5 point calibration
Last Update : Tue Feb 01 16:05:43 2011
Response via : Initial Calibration

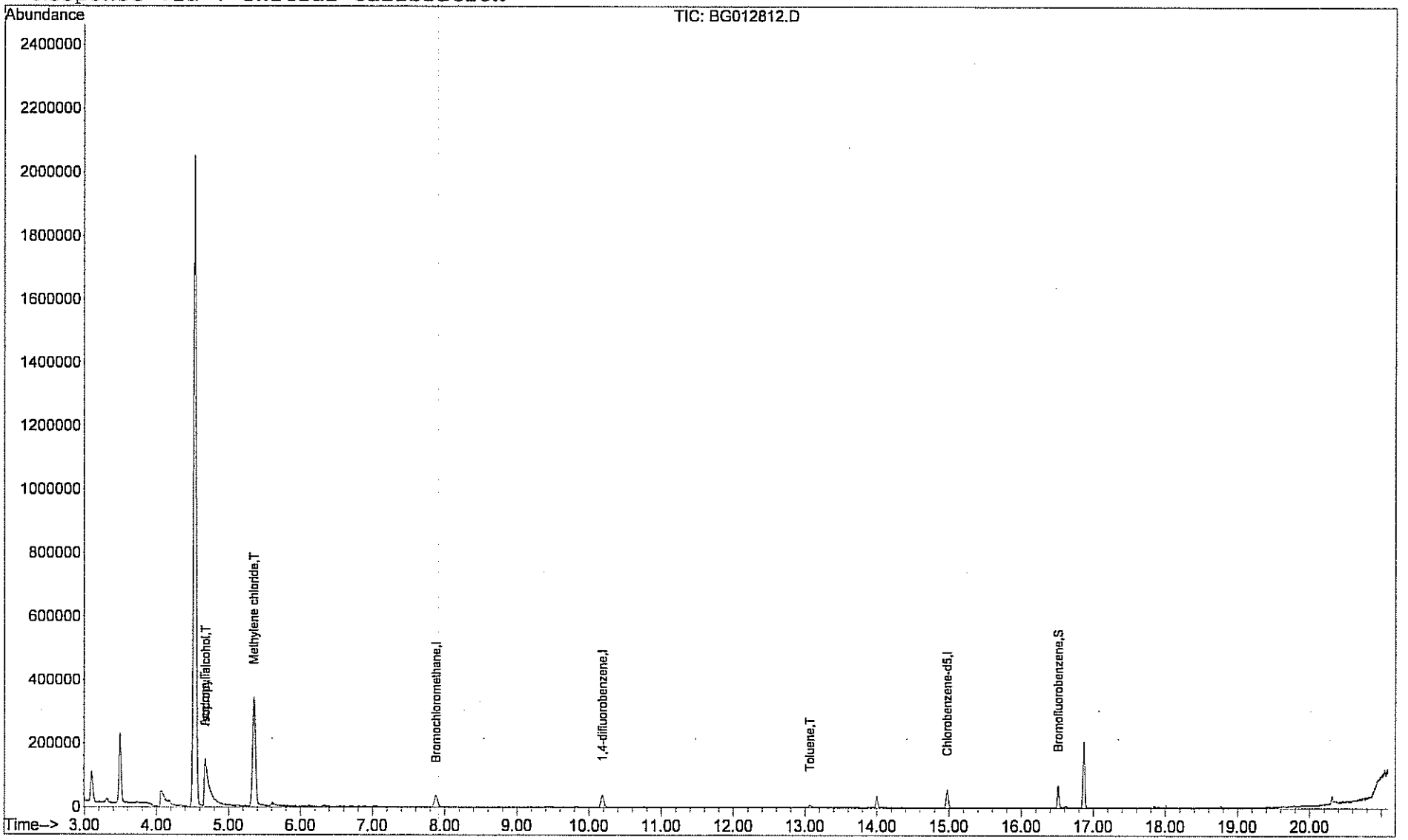

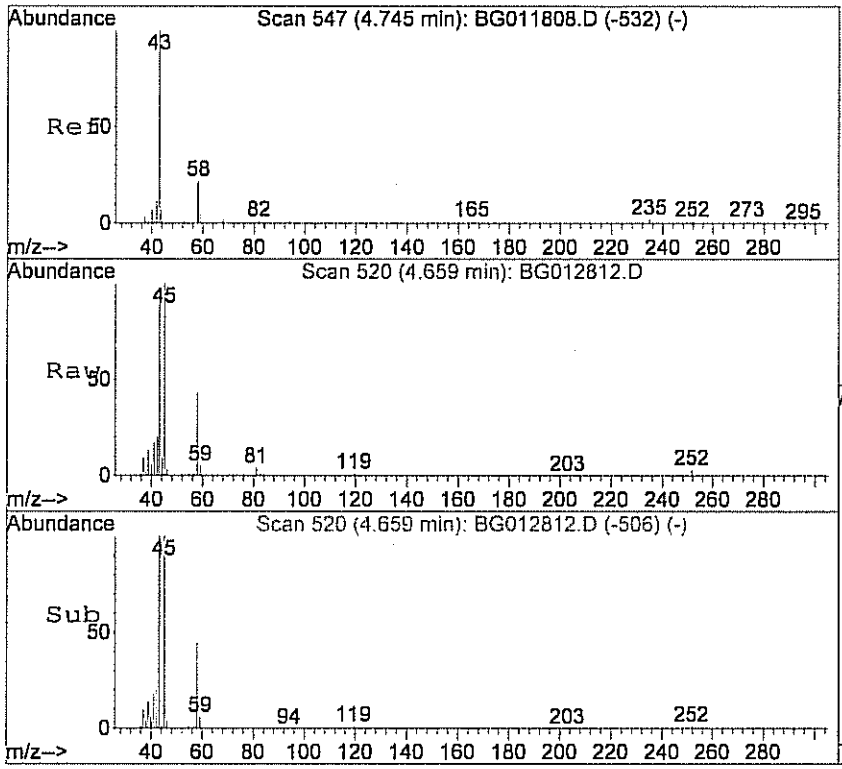

#12
Acetone
Concen: 1.13 ppb m
RT: 4.66 min Scan# 520
Delta R.T. -0.11 min
Lab File: BG012812.D
Acq: 28 Jan 2011 7:01 pm

Tgt Ion: 58 Resp: 12883

Ion	Ratio	Lower	Upper
58	100		
43	0.0	148.4	208.4#

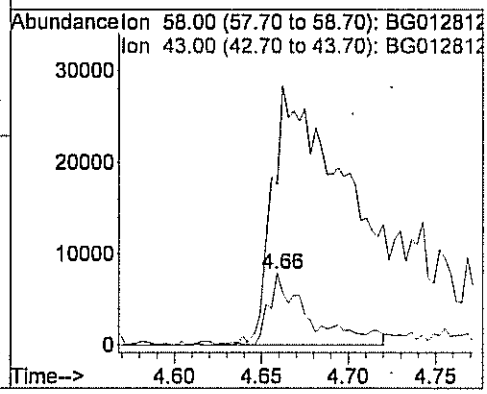

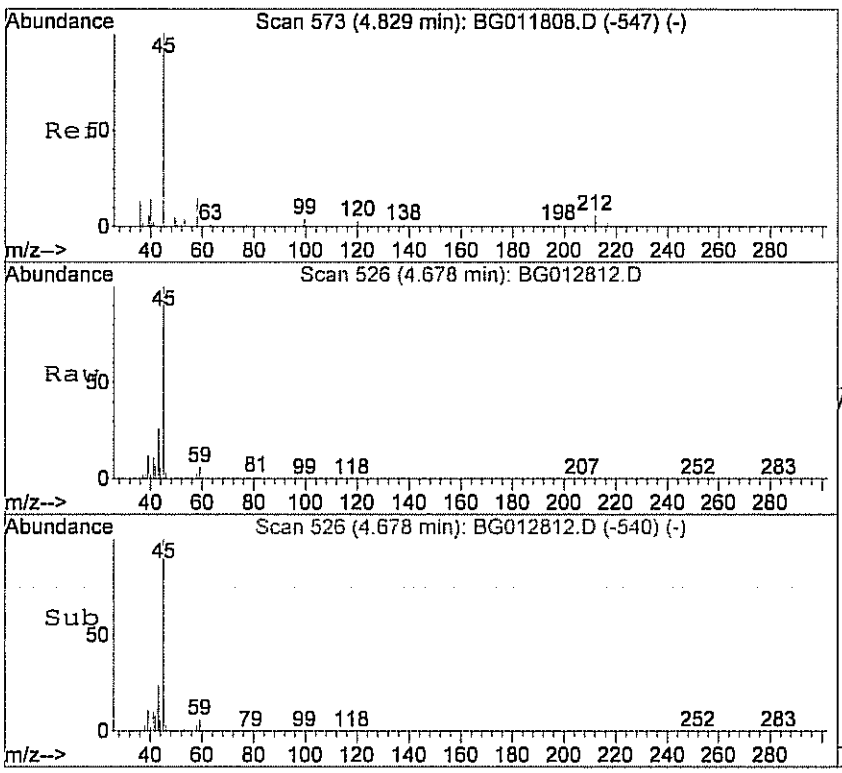

#13
Isopropyl alcohol
Concen: 16.44 ppb m
RT: 4.68 min Scan# 526
Delta R.T. -0.20 min
Lab File: BG012812.D
Acq: 28 Jan 2011 7:01 pm

Tgt Ion: 45 Resp: 340177

Ion	Ratio	Lower	Upper
45	100		
43	0.0	6.2	46.2#

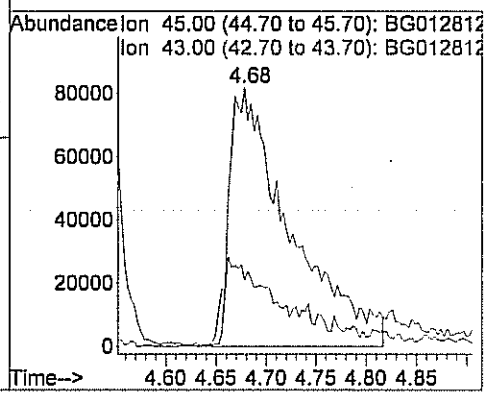

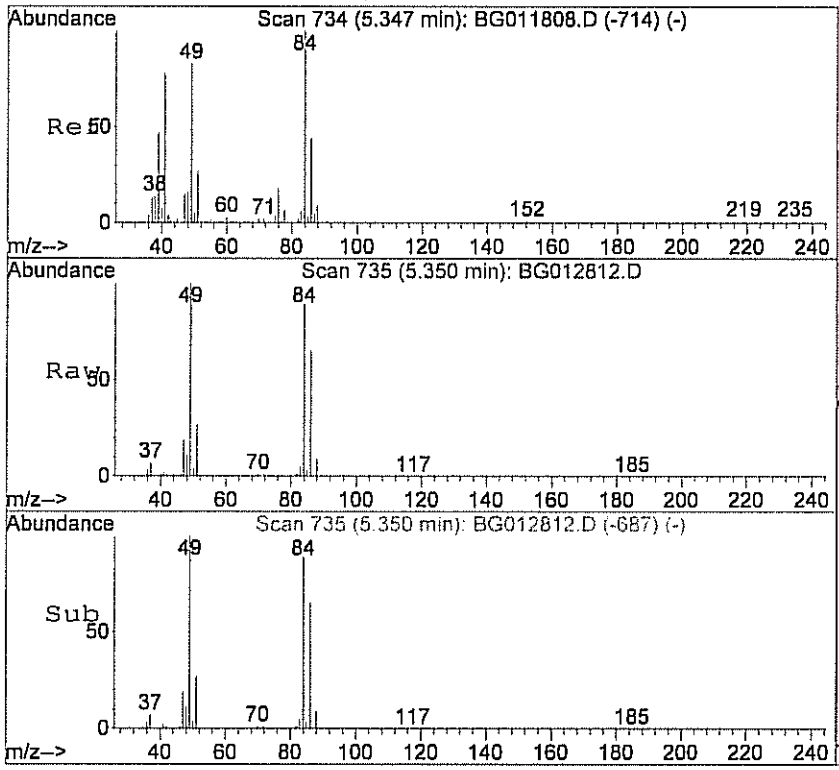

#16
Methylene chloride
Concen: 9.11 ppb
RT: 5.35 min Scan# 735
Delta R.T. 0.00 min
Lab File: BG012812.D
Acq: 28 Jan 2011 7:01 pm

Tgt Ion: 84 Resp: 237722

Ion	Ratio	Lower	Upper
84	100		
49	113.7	82.7	122.7
86	67.5	35.7	75.7

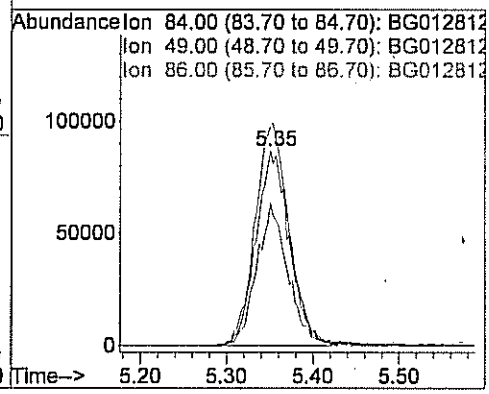

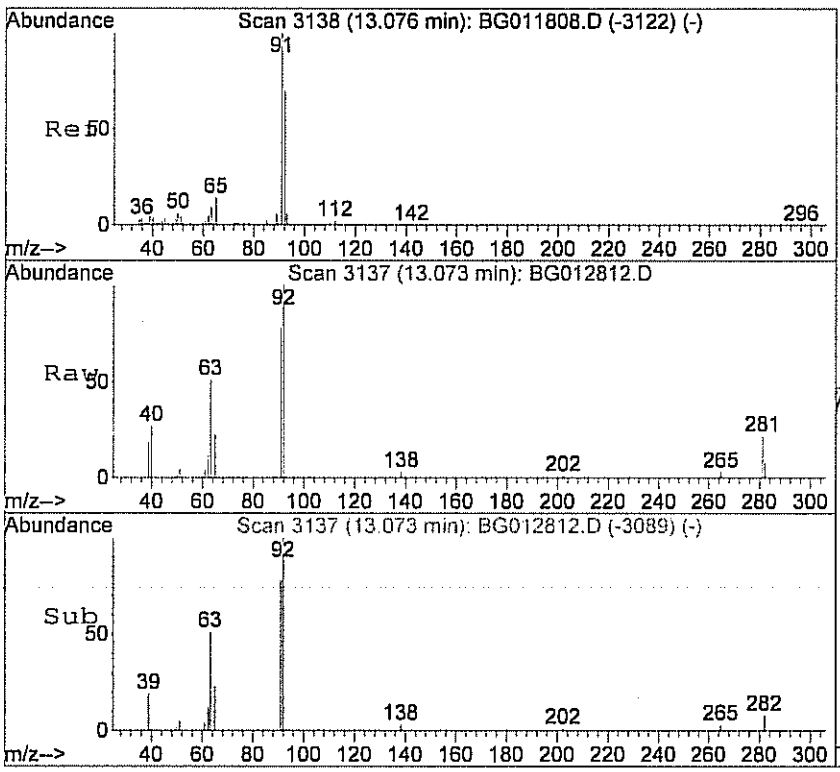

#45
Toluene
Concen: 0.14 ppb
RT: 13.07 min Scan# 3137
Delta R.T. 0.00 min
Lab File: BG012812.D
Acq: 28 Jan 2011 7:01 pm

Tgt Ion: 92 Resp: 4021

Ion	Ratio	Lower	Upper
92	100		
91	139.2	121.5	161.5

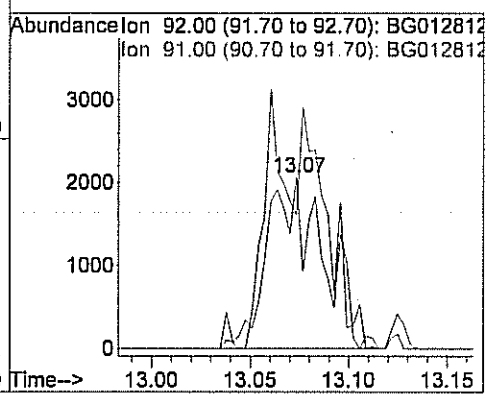

Quantitation Report (QT Reviewed)

Data File : C:\MSDCHEM\1\DATA\BG012813.D Vial: 42
Acq On : 28 Jan 2011 7:35 pm Operator: LL
Sample : C1101035-014A 160X Inst : MSD #2
Misc : 1ugm3 & 0.25TCE,CT,VNCL Sample Multiplr: 1.00
MS Integration Params: RTEINT.P
Quant Time: Jan 28 19:56:28 2011 Quant Results File: B118_1UG.RES

Quant Method : C:\MSDCHEM\1\METHODS\B118_1UG.M (RTE Integrator)
Title : TO-15 VOA Standards for 5 point calibration
Last Update : Wed Jan 26 14:01:48 2011
Response via : Initial Calibration
DataAcq Meth : B118_1UG

Internal Standards	R.T.	QIon	Response	Conc	Units	Dev(Min)
1) Bromochloromethane	7.88	128	17096	1.00	ppb	0.02
30) 1,4-difluorobenzene	10.19	114	39674	1.00	ppb	0.00
44) Chlorobenzene-d5	14.98	117	30735	1.00	ppb	0.00
System Monitoring Compounds						
57) Bromofluorobenzene	16.52	95	14897	0.91	ppb	0.00
Spiked Amount 1.000	Range 70 - 130		Recovery = 91.00%			
Target Compounds						Qvalue
13) Isopropyl alcohol	4.85	45	25497	1.22	ppb	97
16) Methylene chloride	5.35	84	17519	0.67	ppb	94

(#) = qualifier out of range (m) = manual integration (+) = signals summed

Quantitation Report (QT Reviewed)

Data File : C:\MSDCHEM\1\DATA\BG012813.D Vial: 42
Acq On : 28 Jan 2011 7:35 pm Operator: LL
Sample : C1101035-014A 160X Inst : MSD #2
Misc : 1ugm3 & 0.25TCE,CT,VNCL Sample Multiplr: 1.00
MS Integration Params: RTEINT.P
Quant Time: Jan 28 19:56 2011 Quant Results File: B118_1UG.RES

Method : C:\MSDCHEM\1\METHODS\B118_1UG.M (RTE Integrator)
Title : TO-15 VOA Standards for 5 point calibration
Last Update : Tue Feb 01 16:05:43 2011
Response via : Initial Calibration

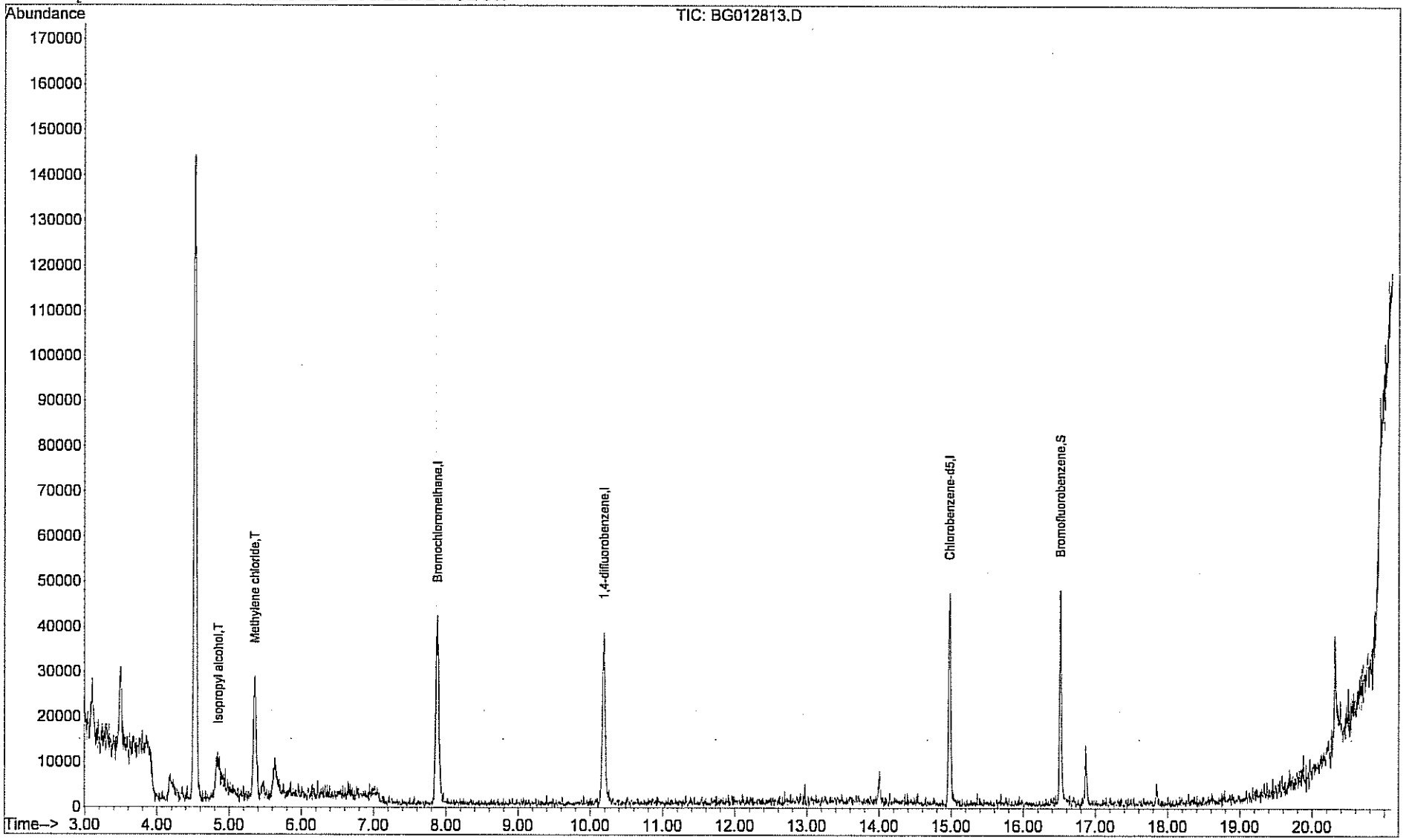

Centek Laboratories, LLC

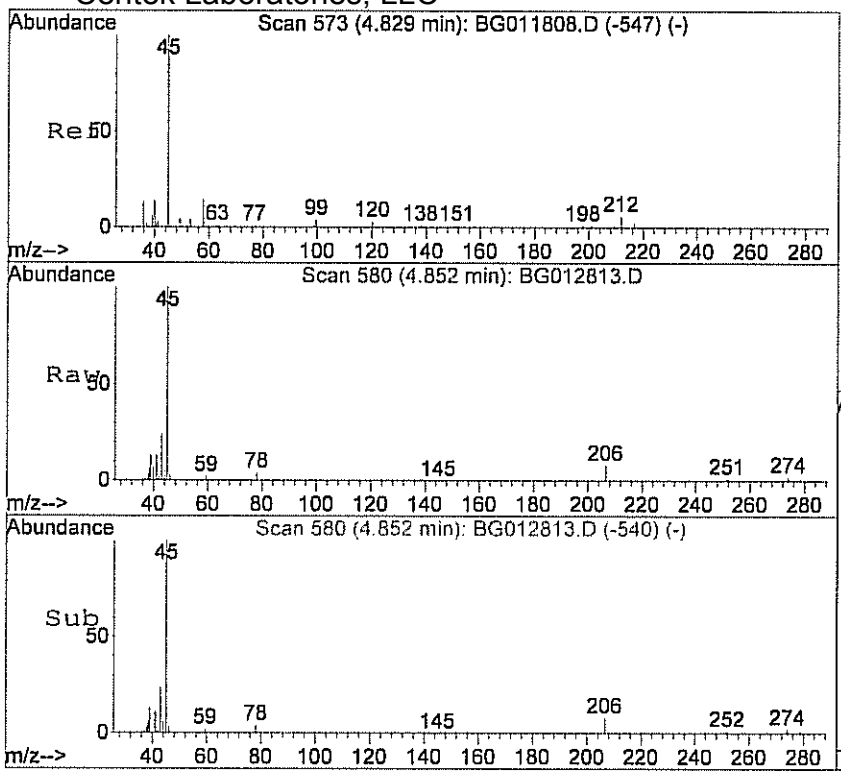

#13
Isopropyl alcohol
Concen: 1.22 ppb
RT: 4.85 min Scan# 580
Delta R.T. -0.02 min
Lab File: BG012813.D
Acq: 28 Jan 2011 7:35 pm

Tgt Ion: 45 Resp: 25497

Ion	Ratio	Lower	Upper
45	100		
43	27.8	6.2	46.2

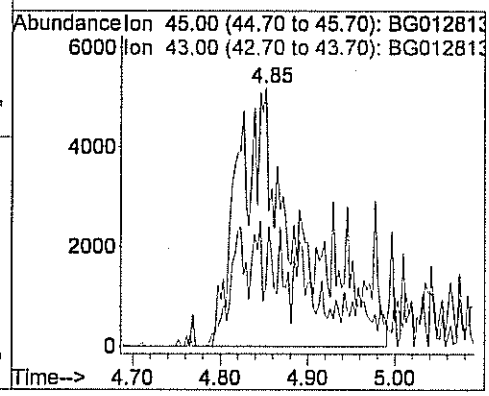

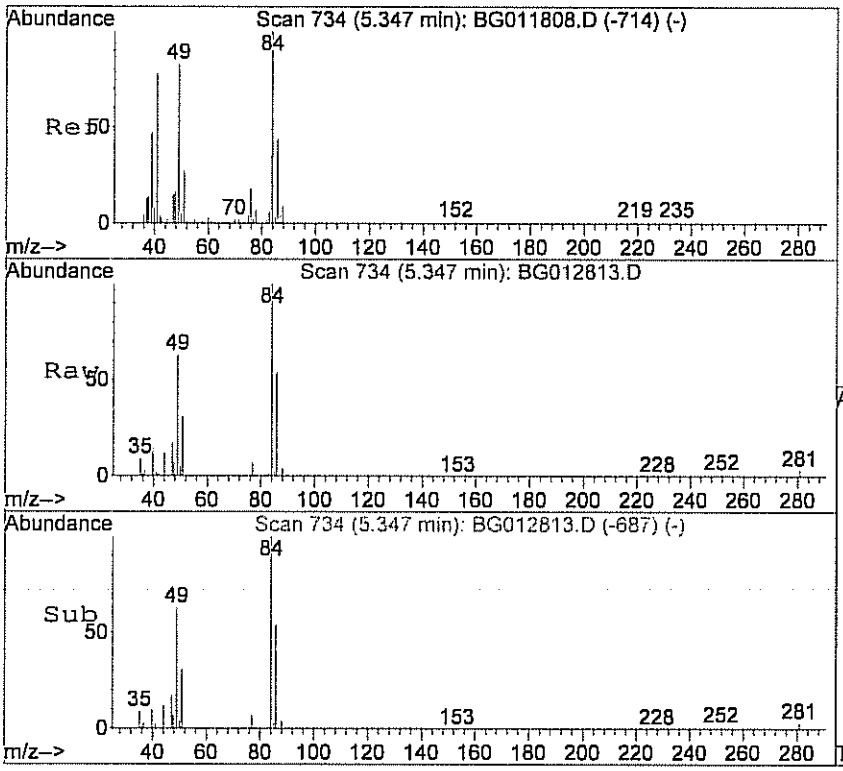

#16
Methylene chloride
Concen: 0.67 ppb
RT: 5.35 min Scan# 734
Delta R.T. 0.00 min
Lab File: BG012813.D
Acq: 28 Jan 2011 7:35 pm

Tgt Ion: 84 Resp: 17519

Ion	Ratio	Lower	Upper
84	100		
49	111.6	82.7	122.7
86	54.9	35.7	75.7

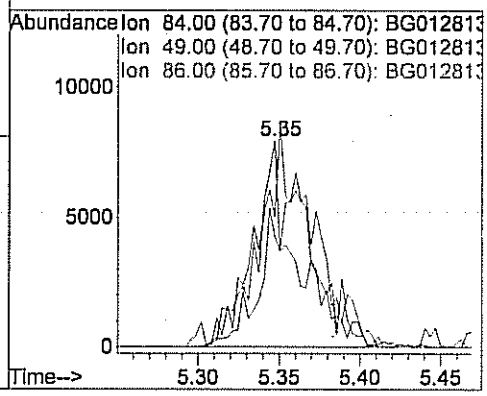

Centek Laboratories, LLC

Date: *22-Feb-11*

CLIENT:	Arcadis	**Client Sample ID:**	IA-VMP 3A
Lab Order:	C1101035	**Tag Number:**	544,278
Project:	Lockheed Martin NJ001014.0001	**Collection Date:**	1/25/2011
Lab ID:	C1101035-015A	**Matrix:**	AIR

Analyses	Result	**Limit	Qual	Units	DF	Date Analyzed
FIELD PARAMETERS		FLD				Analyst:
Lab Vacuum In	-5			"Hg		1/26/2011
Lab Vacuum Out	-30			"Hg		1/26/2011
1UG/M3 W/ 0.25UG/M3 CT-TCE-VC		TO-15				Analyst: LL
1,1,1-Trichloroethane	< 0.15	0.15		ppbV	1	1/26/2011 7:56:00 PM
1,1,2,2-Tetrachloroethane	< 0.15	0.15		ppbV	1	1/26/2011 7:56:00 PM
1,1,2-Trichloroethane	< 0.15	0.15		ppbV	1	1/26/2011 7:56:00 PM
1,1-Dichloroethane	< 0.15	0.15		ppbV	1	1/26/2011 7:56:00 PM
1,1-Dichloroethene	< 0.15	0.15		ppbV	1	1/26/2011 7:56:00 PM
1,2,4-Trichlorobenzene	< 0.15	0.15		ppbV	1	1/26/2011 7:56:00 PM
1,2,4-Trimethylbenzene	0.26	0.15		ppbV	1	1/26/2011 7:56:00 PM
1,2-Dibromoethane	< 0.15	0.15		ppbV	1	1/26/2011 7:56:00 PM
1,2-Dichlorobenzene	< 0.15	0.15		ppbV	1	1/26/2011 7:56:00 PM
1,2-Dichloroethane	< 0.15	0.15		ppbV	1	1/26/2011 7:56:00 PM
1,2-Dichloropropane	< 0.15	0.15		ppbV	1	1/26/2011 7:56:00 PM
1,3,5-Trimethylbenzene	0.10	0.15	J	ppbV	1	1/26/2011 7:56:00 PM
1,3-butadiene	< 0.15	0.15		ppbV	1	1/26/2011 7:56:00 PM
1,3-Dichlorobenzene	< 0.15	0.15		ppbV	1	1/26/2011 7:56:00 PM
1,4-Dichlorobenzene	0.61	0.15		ppbV	1	1/26/2011 7:56:00 PM
1,4-Dioxane	< 0.30	0.30		ppbV	1	1/26/2011 7:56:00 PM
2,2,4-trimethylpentane	< 0.15	0.15		ppbV	1	1/26/2011 7:56:00 PM
4-ethyltoluene	< 0.15	0.15		ppbV	1	1/26/2011 7:56:00 PM
Acetone	14	2.4		ppbV	8	1/28/2011 5:47:00 AM
Allyl chloride	< 0.15	0.15		ppbV	1	1/26/2011 7:56:00 PM
Benzene	0.27	0.15		ppbV	1	1/26/2011 7:56:00 PM
Benzyl chloride	< 0.15	0.15		ppbV	1	1/26/2011 7:56:00 PM
Bromodichloromethane	< 0.15	0.15		ppbV	1	1/26/2011 7:56:00 PM
Bromoform	< 0.15	0.15		ppbV	1	1/26/2011 7:56:00 PM
Bromomethane	< 0.15	0.15		ppbV	1	1/26/2011 7:56:00 PM
Carbon disulfide	< 0.15	0.15		ppbV	1	1/26/2011 7:56:00 PM
Carbon tetrachloride	0.040	0.040		ppbV	1	1/26/2011 7:56:00 PM
Chlorobenzene	< 0.15	0.15		ppbV	1	1/26/2011 7:56:00 PM
Chloroethane	< 0.15	0.15		ppbV	1	1/26/2011 7:56:00 PM
Chloroform	< 0.15	0.15		ppbV	1	1/26/2011 7:56:00 PM
Chloromethane	0.45	0.15		ppbV	1	1/26/2011 7:56:00 PM
cis-1,2-Dichloroethene	< 0.15	0.15		ppbV	1	1/26/2011 7:56:00 PM
cis-1,3-Dichloropropene	< 0.15	0.15		ppbV	1	1/26/2011 7:56:00 PM
Cyclohexane	0.40	0.15		ppbV	1	1/26/2011 7:56:00 PM
Dibromochloromethane	< 0.15	0.15		ppbV	1	1/26/2011 7:56:00 PM
Ethyl acetate	0.28	0.25		ppbV	1	1/26/2011 7:56:00 PM

Qualifiers:

**	Reporting Limit	.	Results reported are not blank corrected
B	Analyte detected in the associated Method Blank	E	Value above quantitation range
H	Holding times for preparation or analysis exceeded	J	Analyte detected at or below quantitation limits
JN	Non-routine analyte. Quantitation estimated.	ND	Not Detected at the Reporting Limit
S	Spike Recovery outside accepted recovery limits		

Centek Laboratories, LLC

Date: *22-Feb-11*

CLIENT:	Arcadis	**Client Sample ID:**	IA-VMP 3A
Lab Order:	C1101035	**Tag Number:**	544,278
Project:	Lockheed Martin NJ001014.0001	**Collection Date:**	1/25/2011
Lab ID:	C1101035-015A	**Matrix:**	AIR

Analyses	Result	**Limit	Qual	Units	DF	Date Analyzed
1UG/M3 W/ 0.25UG/M3 CT-TCE-VC		TO-15				Analyst: LL
Ethylbenzene	< 0.15	0.15		ppbV	1	1/26/2011 7:56:00 PM
Freon 11	0.25	0.15		ppbV	1	1/26/2011 7:56:00 PM
Freon 113	< 0.15	0.15		ppbV	1	1/26/2011 7:56:00 PM
Freon 114	< 0.15	0.15		ppbV	1	1/26/2011 7:56:00 PM
Freon 12	0.50	0.15		ppbV	1	1/26/2011 7:56:00 PM
Heptane	0.40	0.15		ppbV	1	1/26/2011 7:56:00 PM
Hexachloro-1,3-butadiene	< 0.15	0.15		ppbV	1	1/26/2011 7:56:00 PM
Hexane	0.48	0.15		ppbV	1	1/26/2011 7:56:00 PM
Isopropyl alcohol	240	48		ppbV	320	1/28/2011 5:12:00 AM
m&p-Xylene	0.30	0.30		ppbV	1	1/26/2011 7:56:00 PM
Methyl Butyl Ketone	< 0.30	0.30		ppbV	1	1/26/2011 7:56:00 PM
Methyl Ethyl Ketone	1.4	0.30		ppbV	1	1/26/2011 7:56:00 PM
Methyl Isobutyl Ketone	< 0.30	0.30		ppbV	1	1/26/2011 7:56:00 PM
Methyl tert-butyl ether	< 0.15	0.15		ppbV	1	1/26/2011 7:56:00 PM
Methylene chloride	150	48		ppbV	320	1/28/2011 5:12:00 AM
o-Xylene	0.10	0.15	J	ppbV	1	1/26/2011 7:56:00 PM
Propylene	< 0.15	0.15		ppbV	1	1/26/2011 7:56:00 PM
Styrene	< 0.15	0.15		ppbV	1	1/26/2011 7:56:00 PM
Tetrachloroethylene	< 0.15	0.15		ppbV	1	1/26/2011 7:56:00 PM
Tetrahydrofuran	3.1	0.15		ppbV	1	1/26/2011 7:56:00 PM
Toluene	1.4	1.2		ppbV	8	1/28/2011 5:47:00 AM
trans-1,2-Dichloroethene	< 0.15	0.15		ppbV	1	1/26/2011 7:56:00 PM
trans-1,3-Dichloropropene	< 0.15	0.15		ppbV	1	1/26/2011 7:56:00 PM
Trichloroethene	0.10	0.040		ppbV	1	1/26/2011 7:56:00 PM
Vinyl acetate	< 0.15	0.15		ppbV	1	1/26/2011 7:56:00 PM
Vinyl Bromide	< 0.15	0.15		ppbV	1	1/26/2011 7:56:00 PM
Vinyl chloride	< 0.040	0.040		ppbV	1	1/26/2011 7:56:00 PM
Surr: Bromofluorobenzene	88.0	70-130		%REC	1	1/26/2011 7:56:00 PM

Qualifiers:	**	Reporting Limit	.	Results reported are not blank corrected
	B	Analyte detected in the associated Method Blank	E	Value above quantitation range
	H	Holding times for preparation or analysis exceeded	J	Analyte detected at or below quantitation limits
	JN	Non-routine analyte. Quantitation estimated.	ND	Not Detected at the Reporting Limit
	S	Spike Recovery outside accepted recovery limits		

Centek Laboratories, LLC

Date: *22-Feb-11*

CLIENT:	Arcadis	**Client Sample ID:**	IA-VMP 3A
Lab Order:	C1101035	**Tag Number:**	544,278
Project:	Lockheed Martin NJ001014.0001	**Collection Date:**	1/25/2011
Lab ID:	C1101035-015A	**Matrix:**	AIR

Analyses	Result	**Limit	Qual	Units	DF	Date Analyzed
1UG/M3 W/ 0.25UG/M3 CT-TCE-VC		**TO-15**				Analyst: LL
1,1,1-Trichloroethane	< 0.83	0.83		ug/m3	1	1/26/2011 7:56:00 PM
1,1,2,2-Tetrachloroethane	< 1.0	1.0		ug/m3	1	1/26/2011 7:56:00 PM
1,1,2-Trichloroethane	< 0.83	0.83		ug/m3	1	1/26/2011 7:56:00 PM
1,1-Dichloroethane	< 0.62	0.62		ug/m3	1	1/26/2011 7:56:00 PM
1,1-Dichloroethene	< 0.60	0.60		ug/m3	1	1/26/2011 7:56:00 PM
1,2,4-Trichlorobenzene	< 1.1	1.1		ug/m3	1	1/26/2011 7:56:00 PM
1,2,4-Trimethylbenzene	1.3	0.75		ug/m3	1	1/26/2011 7:56:00 PM
1,2-Dibromoethane	< 1.2	1.2		ug/m3	1	1/26/2011 7:56:00 PM
1,2-Dichlorobenzene	< 0.92	0.92		ug/m3	1	1/26/2011 7:56:00 PM
1,2-Dichloroethane	< 0.62	0.62		ug/m3	1	1/26/2011 7:56:00 PM
1,2-Dichloropropane	< 0.70	0.70		ug/m3	1	1/26/2011 7:56:00 PM
1,3,5-Trimethylbenzene	0.50	0.75	J	ug/m3	1	1/26/2011 7:56:00 PM
1,3-butadiene	< 0.34	0.34		ug/m3	1	1/26/2011 7:56:00 PM
1,3-Dichlorobenzene	< 0.92	0.92		ug/m3	1	1/26/2011 7:56:00 PM
1,4-Dichlorobenzene	3.7	0.92		ug/m3	1	1/26/2011 7:56:00 PM
1,4-Dioxane	< 1.1	1.1		ug/m3	1	1/26/2011 7:56:00 PM
2,2,4-trimethylpentane	< 0.71	0.71		ug/m3	1	1/26/2011 7:56:00 PM
4-ethyltoluene	< 0.75	0.75		ug/m3	1	1/26/2011 7:56:00 PM
Acetone	35	5.8		ug/m3	8	1/28/2011 5:47:00 AM
Allyl chloride	< 0.48	0.48		ug/m3	1	1/26/2011 7:56:00 PM
Benzene	0.88	0.49		ug/m3	1	1/26/2011 7:56:00 PM
Benzyl chloride	< 0.88	0.88		ug/m3	1	1/26/2011 7:56:00 PM
Bromodichloromethane	< 1.0	1.0		ug/m3	1	1/26/2011 7:56:00 PM
Bromoform	< 1.6	1.6		ug/m3	1	1/26/2011 7:56:00 PM
Bromomethane	< 0.59	0.59		ug/m3	1	1/26/2011 7:56:00 PM
Carbon disulfide	< 0.47	0.47		ug/m3	1	1/26/2011 7:56:00 PM
Carbon tetrachloride	0.26	0.26		ug/m3	1	1/26/2011 7:56:00 PM
Chlorobenzene	< 0.70	0.70		ug/m3	1	1/26/2011 7:56:00 PM
Chloroethane	< 0.40	0.40		ug/m3	1	1/26/2011 7:56:00 PM
Chloroform	< 0.74	0.74		ug/m3	1	1/26/2011 7:56:00 PM
Chloromethane	0.94	0.31		ug/m3	1	1/26/2011 7:56:00 PM
cis-1,2-Dichloroethene	< 0.60	0.60		ug/m3	1	1/26/2011 7:56:00 PM
cis-1,3-Dichloropropene	< 0.69	0.69		ug/m3	1	1/26/2011 7:56:00 PM
Cyclohexane	1.4	0.52		ug/m3	1	1/26/2011 7:56:00 PM
Dibromochloromethane	< 1.3	1.3		ug/m3	1	1/26/2011 7:56:00 PM
Ethyl acetate	1.0	0.92		ug/m3	1	1/26/2011 7:56:00 PM
Ethylbenzene	< 0.66	0.66		ug/m3	1	1/26/2011 7:56:00 PM
Freon 11	1.4	0.86		ug/m3	1	1/26/2011 7:56:00 PM
Freon 113	< 1.2	1.2		ug/m3	1	1/26/2011 7:56:00 PM
Freon 114	< 1.1	1.1		ug/m3	1	1/26/2011 7:56:00 PM

Qualifiers:

**	Reporting Limit	.	Results reported are not blank corrected
B	Analyte detected in the associated Method Blank	E	Value above quantitation range
H	Holding times for preparation or analysis exceeded	J	Analyte detected at or below quantitation limits
JN	Non-routine analyte. Quantitation estimated.	ND	Not Detected at the Reporting Limit
S	Spike Recovery outside accepted recovery limits		

Centek Laboratories, LLC

Date: *22-Feb-11*

CLIENT:	Arcadis	**Client Sample ID:**	IA-VMP 3A
Lab Order:	C1101035	**Tag Number:**	544,278
Project:	Lockheed Martin NJ001014.0001	**Collection Date:**	1/25/2011
Lab ID:	C1101035-015A	**Matrix:**	AIR

Analyses	Result	**Limit	Qual	Units	DF	Date Analyzed
1UG/M3 W/ 0.25UG/M3 CT-TCE-VC		TO-15				Analyst: LL
Freon 12	2.5	0.75		ug/m3	1	1/26/2011 7:56:00 PM
Heptane	1.7	0.62		ug/m3	1	1/26/2011 7:56:00 PM
Hexachloro-1,3-butadiene	< 1.6	1.6		ug/m3	1	1/26/2011 7:56:00 PM
Hexane	1.7	0.54		ug/m3	1	1/26/2011 7:56:00 PM
Isopropyl alcohol	610	120		ug/m3	320	1/28/2011 5:12:00 AM
m&p-Xylene	1.3	1.3		ug/m3	1	1/26/2011 7:56:00 PM
Methyl Butyl Ketone	< 1.2	1.2		ug/m3	1	1/26/2011 7:56:00 PM
Methyl Ethyl Ketone	4.2	0.90		ug/m3	1	1/26/2011 7:56:00 PM
Methyl Isobutyl Ketone	< 1.2	1.2		ug/m3	1	1/26/2011 7:56:00 PM
Methyl tert-butyl ether	< 0.55	0.55		ug/m3	1	1/26/2011 7:56:00 PM
Methylene chloride	530	170		ug/m3	320	1/28/2011 5:12:00 AM
o-Xylene	0.44	0.66	J	ug/m3	1	1/26/2011 7:56:00 PM
Propylene	< 0.26	0.26		ug/m3	1	1/26/2011 7:56:00 PM
Styrene	< 0.65	0.65		ug/m3	1	1/26/2011 7:56:00 PM
Tetrachloroethylene	< 1.0	1.0		ug/m3	1	1/26/2011 7:56:00 PM
Tetrahydrofuran	9.2	0.45		ug/m3	1	1/26/2011 7:56:00 PM
Toluene	5.5	4.6		ug/m3	8	1/28/2011 5:47:00 AM
trans-1,2-Dichloroethene	< 0.60	0.60		ug/m3	1	1/26/2011 7:56:00 PM
trans-1,3-Dichloropropene	< 0.69	0.69		ug/m3	1	1/26/2011 7:56:00 PM
Trichloroethene	0.55	0.22		ug/m3	1	1/26/2011 7:56:00 PM
Vinyl acetate	< 0.54	0.54		ug/m3	1	1/26/2011 7:56:00 PM
Vinyl Bromide	< 0.67	0.67		ug/m3	1	1/26/2011 7:56:00 PM
Vinyl chloride	< 0.10	0.10		ug/m3	1	1/26/2011 7:56:00 PM

Qualifiers:

**	Reporting Limit	.	Results reported are not blank corrected
B	Analyte detected in the associated Method Blank	E	Value above quantitation range
H	Holding times for preparation or analysis exceeded	J	Analyte detected at or below quantitation limits
JN	Non-routine analyte. Quantitation estimated.	ND	Not Detected at the Reporting Limit
S	Spike Recovery outside accepted recovery limits		

Quantitation Report (QT Reviewed)

Data File : C:\MSDCHEM\1\DATA\BG012615.D Vial: 18
Acq On : 26 Jan 2011 7:56 pm Operator: LL
Sample : C1101035-015A Inst : MSD #2
Misc : 1ugm3 & 0.25TCE,CT,VNCL Sample Multiplr: 1.00
MS Integration Params: RTEINT.P
Quant Time: Jan 28 17:19:52 2011 Quant Results File: B118_1UG.RES

Quant Method : C:\MSDCHEM\1\METHODS\B118_1UG.M (RTE Integrator)
Title : TO-15 VOA Standards for 5 point calibration
Last Update : Wed Jan 26 14:01:48 2011
Response via : Initial Calibration
DataAcq Meth : B118_1UG

Internal Standards	R.T.	QIon	Response	Conc	Units		Dev(Min)
1) Bromochloromethane	7.88	128	14101	1.00	ppb		0.01
30) 1,4-difluorobenzene	10.19	114	59969	1.00	ppb		0.00
44) Chlorobenzene-d5	14.97	117	54579	1.00	ppb		0.00
System Monitoring Compounds							
57) Bromofluorobenzene	16.51	95	25757	0.88	ppb		0.00
Spiked Amount 1.000	Range 70 - 130		Recovery = 88.00%				
Target Compounds							Qvalue
3) Freon 12	3.13	85	42560	0.50	ppb		94
4) Chloromethane	3.28	50	14027	0.45	ppb		94
11) Freon 11	4.33	101	20978	0.25	ppb		97
12) Acetone	4.60	58	132265m	13.99	ppb		
13) Isopropyl alcohol	4.63	45	5623774m	327.33	ppb		
16) Methylene chloride	5.35	84	2697857	124.56	ppb		83
23) Methyl Ethyl Ketone	7.37	43	20592	1.40	ppb	#	100
25) Hexane	7.08	41	12248m	0.48	ppb		
26) Ethyl acetate	7.92	43	5374	0.28	ppb		88
28) Tetrahydrofuran	8.58	42	16950m	3.07	ppb		
32) Cyclohexane	9.49	56	12053	0.40	ppb	#	60
33) Carbon tetrachloride	9.42	117	5359m	0.04	ppb		
34) Benzene	9.42	78	23113	0.27	ppb		94
37) Heptane	10.76	43	12709	0.40	ppb		90
38) Trichloroethene	10.89	130	4925m	0.10	ppb		
45) Toluene	13.08	92	86036	2.15	ppb	#	83
53) m&p-xylene	15.44	91	17348	0.30	ppb		97
56) o-xylene	15.89	91	5943	0.10	ppb		98
60) 1,3,5-trimethylbenzene	17.13	105	6039	0.10	ppb		78
61) 1,2,4-trimethylbenzene	17.53	105	9762	0.26	ppb	#	65
64) 1,4-dichlorobenzene	17.90	146	27120	0.61	ppb		87

(#) = qualifier out of range (m) = manual integration (+) = signals summed

Quantitation Report (QT Reviewed)

Data File : C:\MSDCHEM\1\DATA\BG012615.D Vial: 18
Acq On : 26 Jan 2011 7:56 pm Operator: LL
Sample : C1101035-015A Inst : MSD #2
Misc : 1ugm3 & 0.25TCE,CT,VNCL Sample Multiplr: 1.00
MS Integration Params: RTEINT.P
Quant Time: Jan 28 17:23 2011 Quant Results File: B118_1UG.RES

Method : C:\MSDCHEM\1\METHODS\B118_1UG.M (RTE Integrator)
Title : TO-15 VOA Standards for 5 point calibration
Last Update : Tue Feb 01 16:05:43 2011
Response via : Initial Calibration

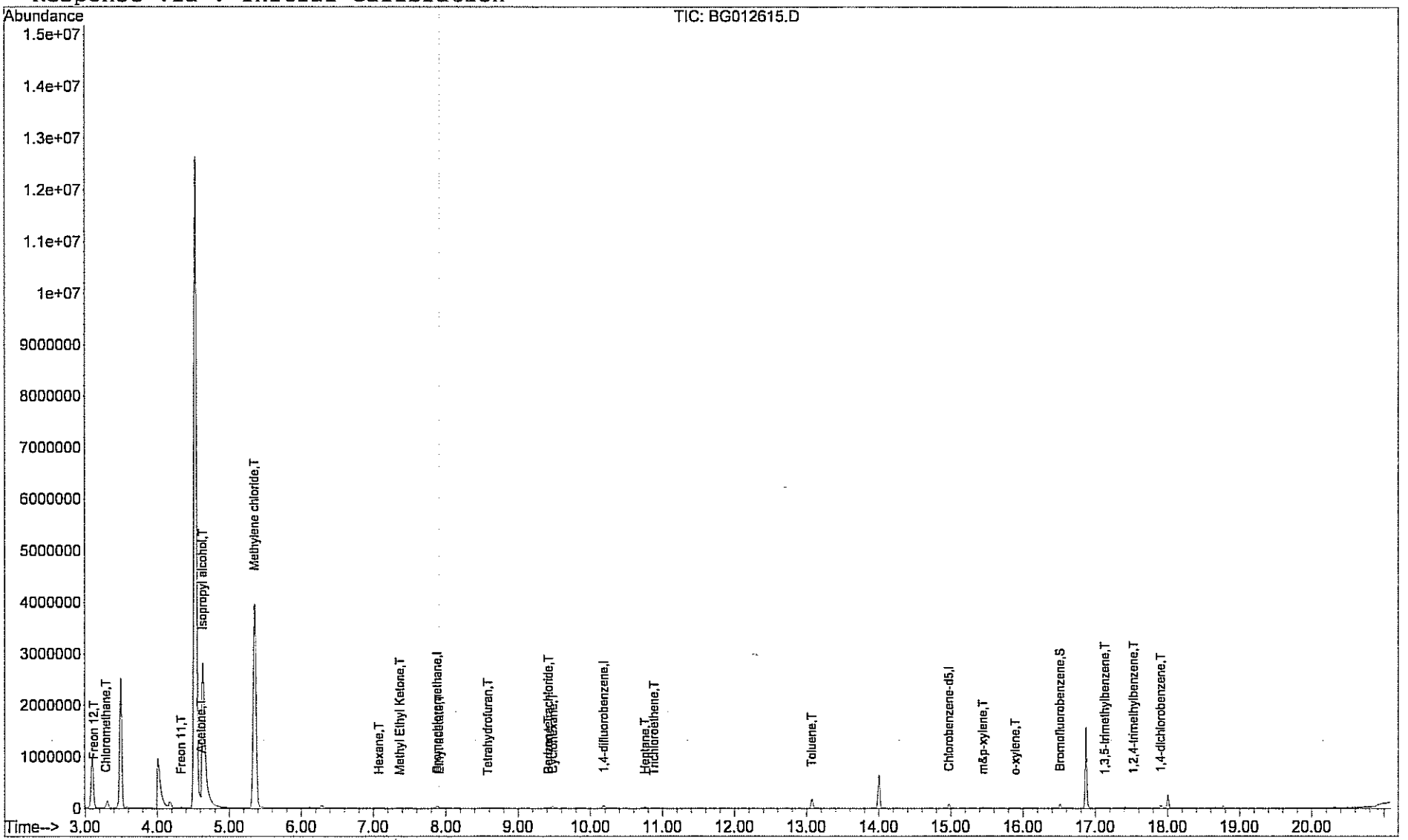

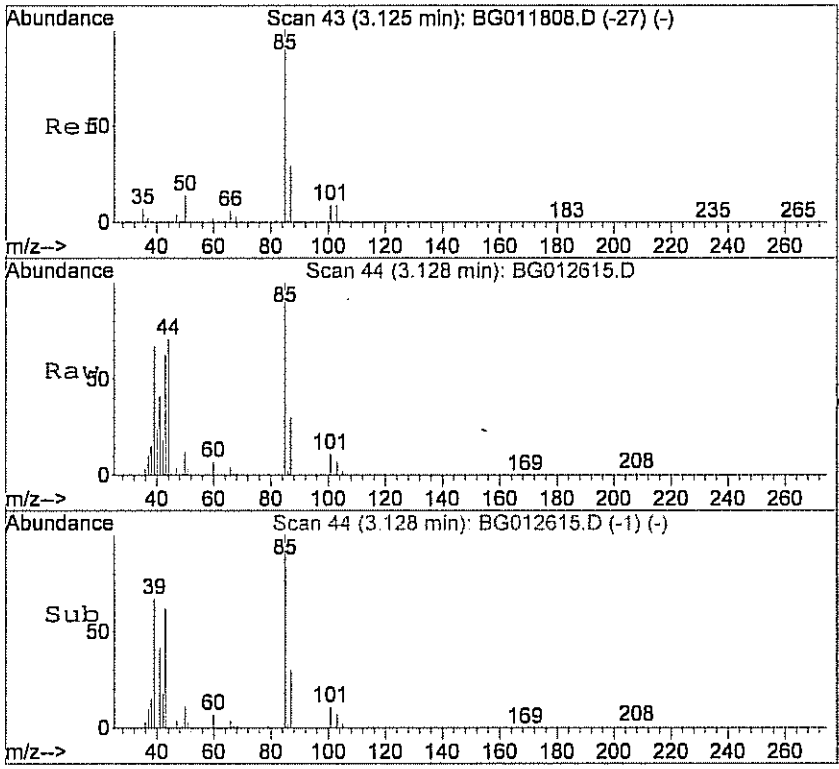

#3
Freon 12
Concen: 0.50 ppb
RT: 3.13 min Scan# 44
Delta R.T. 0.00 min
Lab File: BG012615.D
Acq: 26 Jan 2011 7:56 pm

Tgt Ion: 85 Resp: 42560

Ion	Ratio	Lower	Upper
85	100		
87	30.9	14.1	54.1

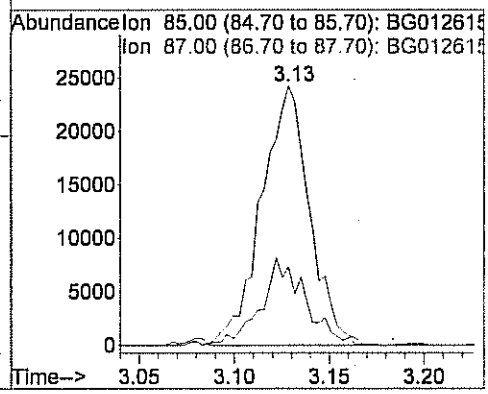

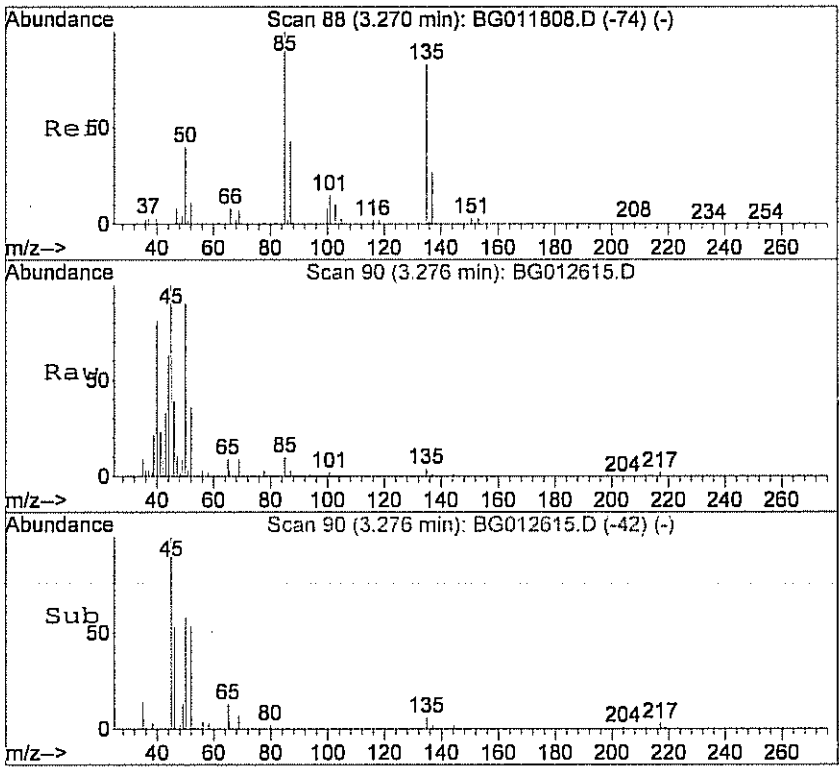

#4
Chloromethane
Concen: 0.45 ppb
RT: 3.28 min Scan# 90
Delta R.T. 0.00 min
Lab File: BG012615.D
Acq: 26 Jan 2011 7:56 pm

Tgt Ion: 50 Resp: 14027

Ion	Ratio	Lower	Upper
50	100		
52	19.4	0.0	36.8

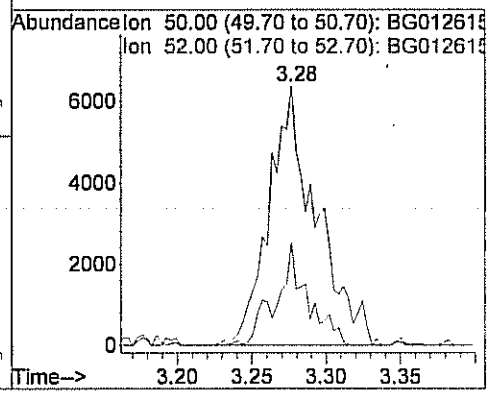

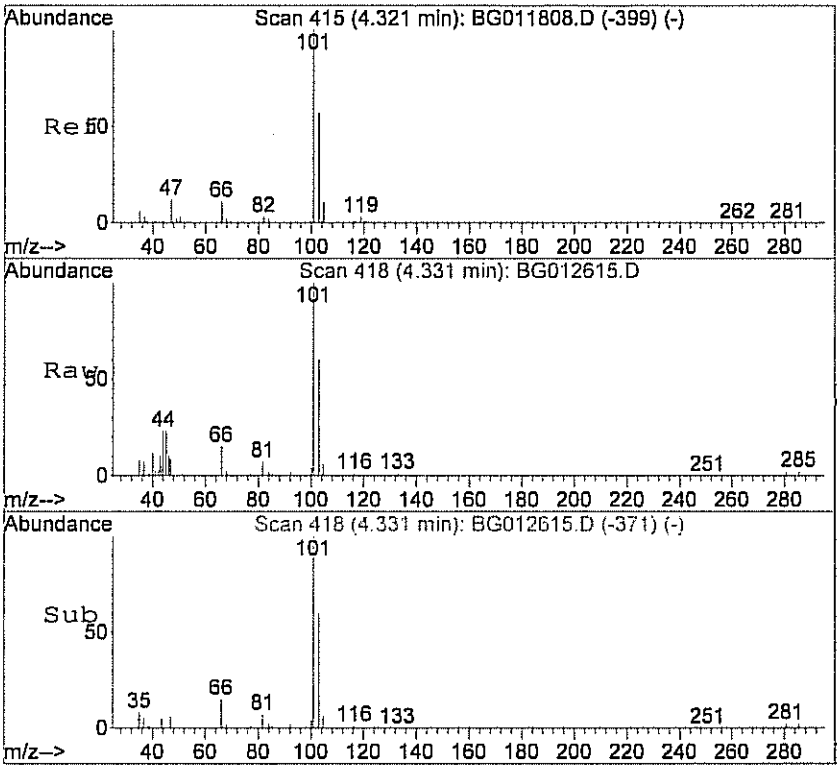

#11
Freon 11
Concen: 0.25 ppb
RT: 4.33 min Scan# 418
Delta R.T. 0.00 min
Lab File: BG012615.D
Acq: 26 Jan 2011 7:56 pm

Tgt Ion:101 Resp: 20978

Ion	Ratio	Lower	Upper
101	100		
103	68.1	49.2	89.2
105	2.1	0.0	27.9

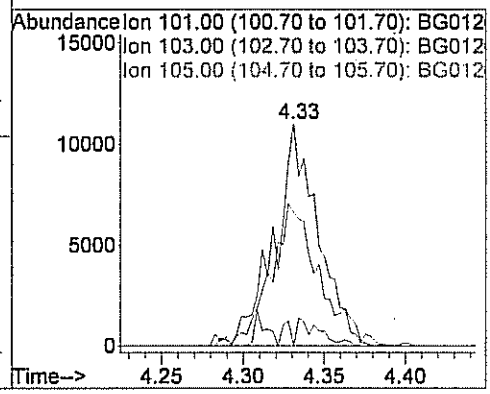

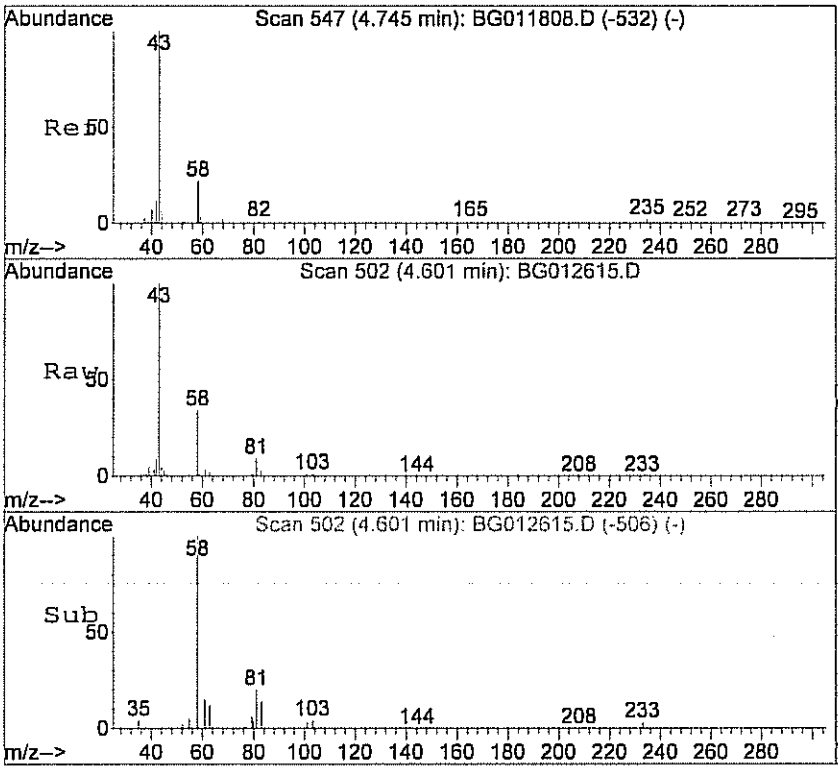

#12
Acetone
Concen: 13.99 ppb m
RT: 4.60 min Scan# 502
Delta R.T. -0.16 min
Lab File: BG012615.D
Acq: 26 Jan 2011 7:56 pm

Tgt Ion: 58 Resp: 132265

Ion	Ratio	Lower	Upper
58	100		
43	0.0	148.4	208.4#

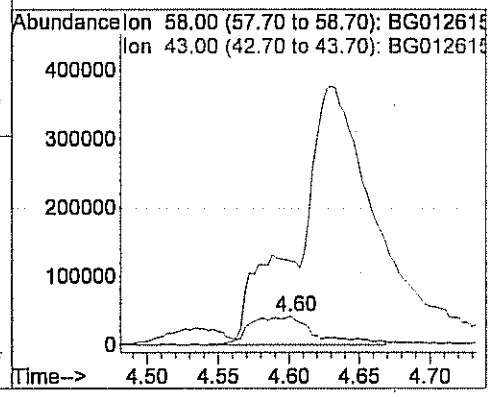

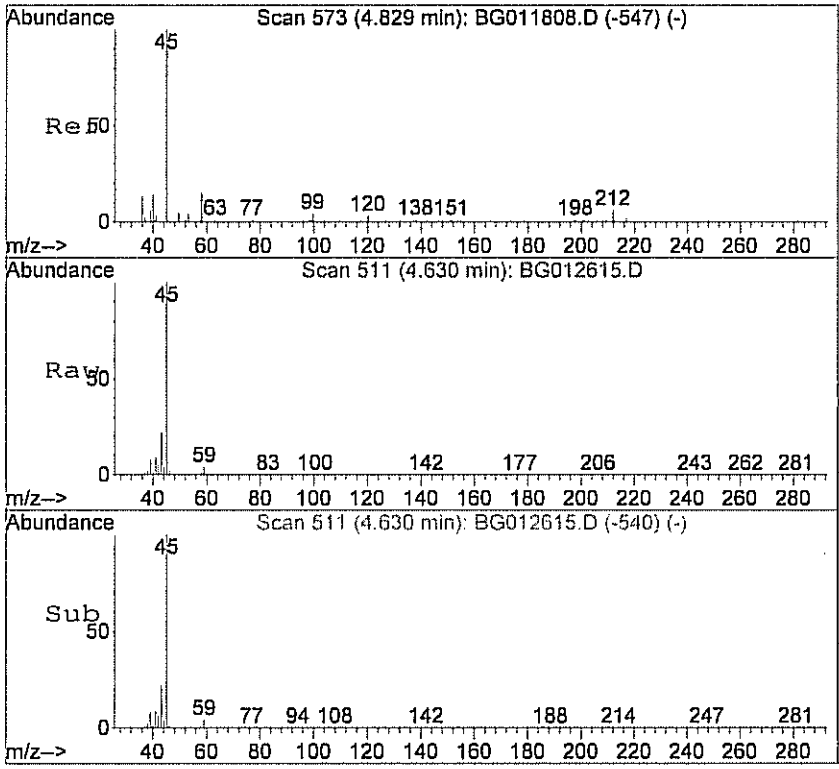

#13
Isopropyl alcohol
Concen: 327.33 ppb m
RT: 4.63 min Scan# 511
Delta R.T. -0.24 min
Lab File: BG012615.D
Acq: 26 Jan 2011 7:56 pm

Tgt Ion: 45 Resp: 5623774

Ion	Ratio	Lower	Upper
45	100		
43	0.0	6.2	46.2#

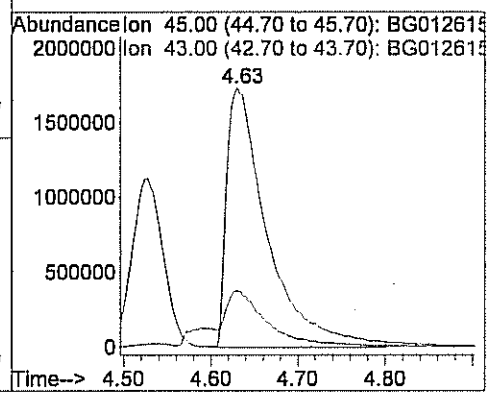

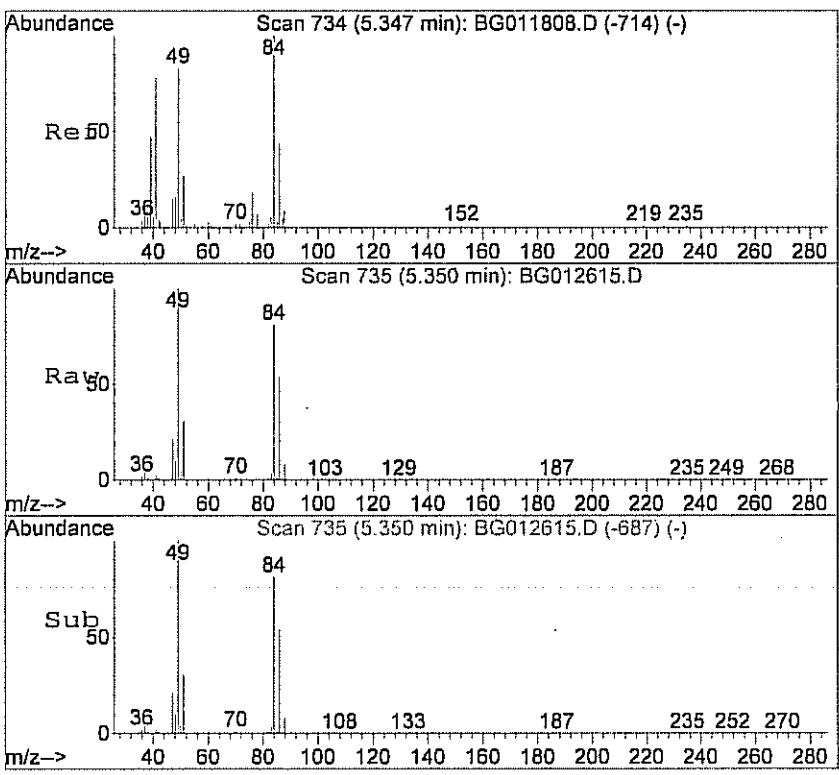

#16
Methylene chloride
Concen: 124.56 ppb
RT: 5.35 min Scan# 735
Delta R.T. 0.00 min
Lab File: BG012615.D
Acq: 26 Jan 2011 7:56 pm

Tgt Ion: 84 Resp: 2697857

Ion	Ratio	Lower	Upper
84	100		
49	121.6	82.7	122.7
86	64.8	35.7	75.7

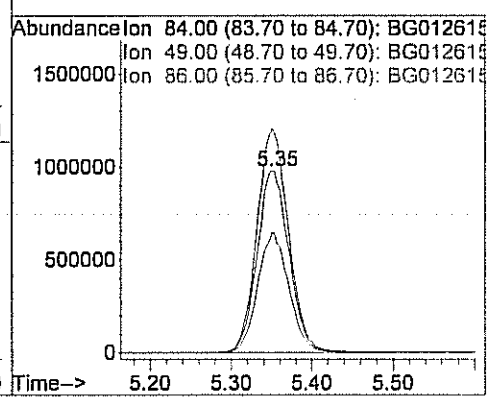

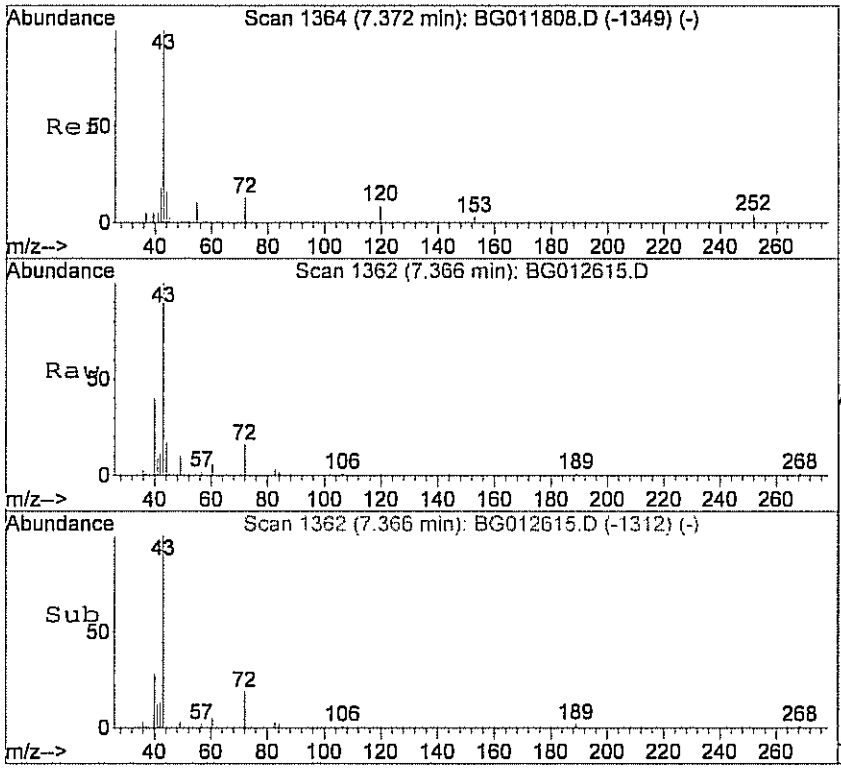

#23
Methyl Ethyl Ketone
Concen: 1.40 ppb
RT: 7.37 min Scan# 1362
Delta R.T. 0.01 min
Lab File: BG012615.D
Acq: 26 Jan 2011 7:56 pm

Tgt Ion: 43 Resp: 20592

Ion	Ratio	Lower	Upper
43	100		
57	1.8	0.0	20.0
72	0.0	0.0	20.0

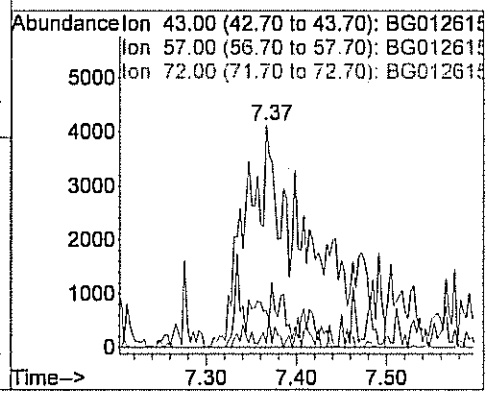

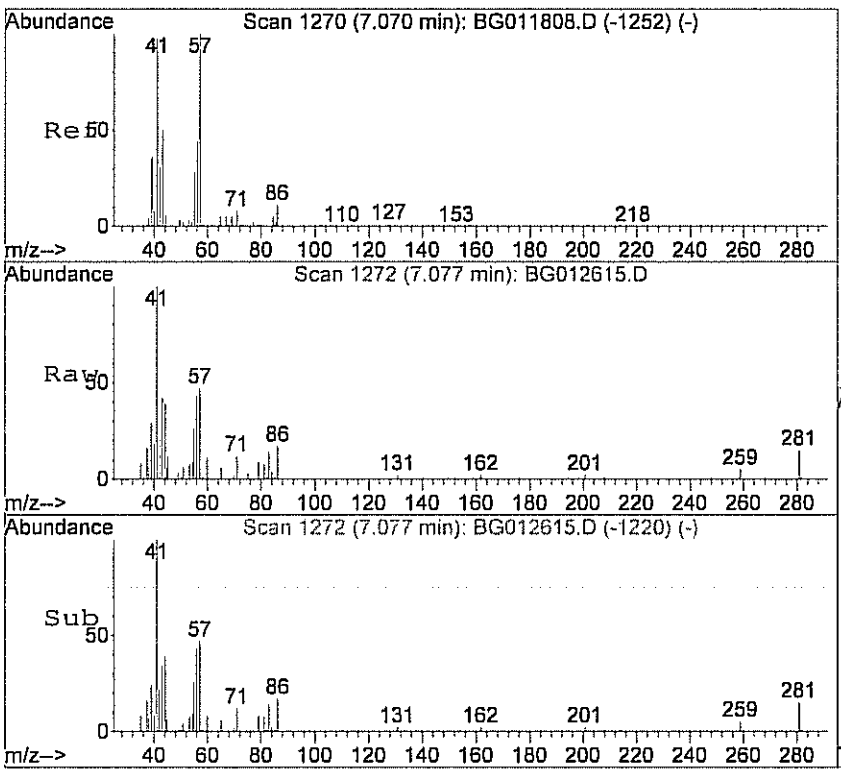

#25
Hexane
Concen: 0.48 ppb m
RT: 7.08 min Scan# 1272
Delta R.T. 0.02 min
Lab File: BG012615.D
Acq: 26 Jan 2011 7:56 pm

Tgt Ion: 41 Resp: 12248

Ion	Ratio	Lower	Upper
41	100		
57	0.0	67.3	107.3#
43	5.5	22.9	62.9#

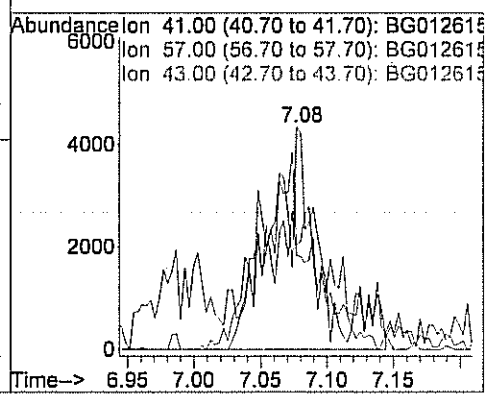

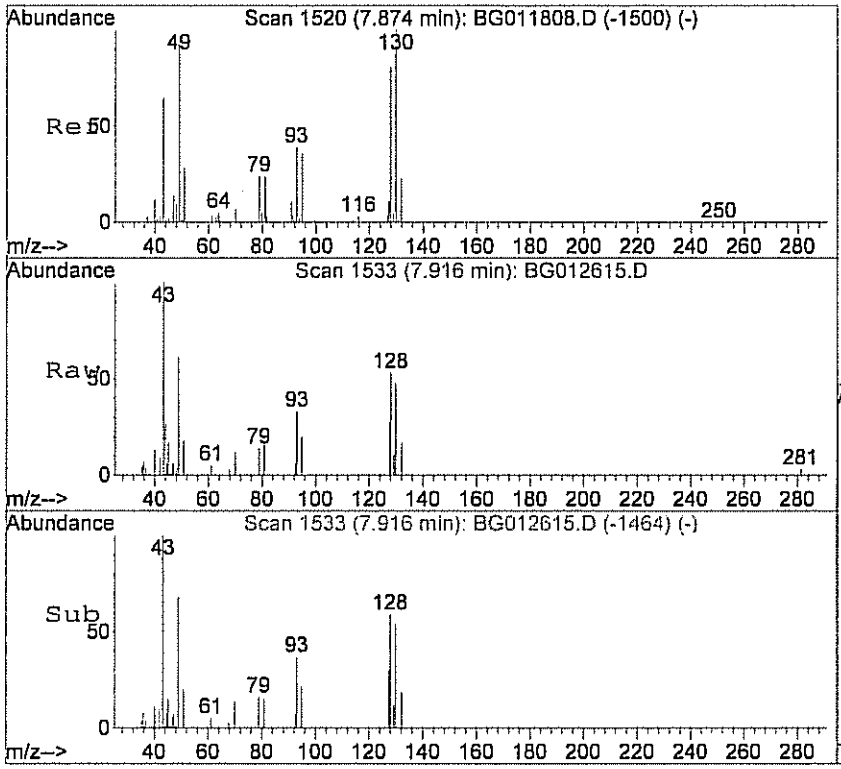

#26
Ethyl acetate
Concen: 0.28 ppb
RT: 7.92 min Scan# 1533
Delta R.T. 0.07 min
Lab File: BG012615.D
Acq: 26 Jan 2011 7:56 pm

Tgt Ion: 43 Resp: 5374

Ion	Ratio	Lower	Upper
43	100		
45	11.4	0.0	23.0
61	5.5	0.0	28.0

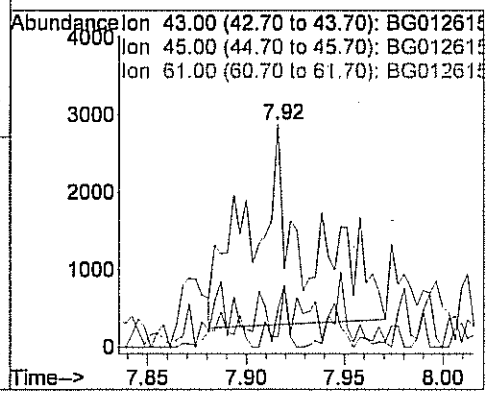

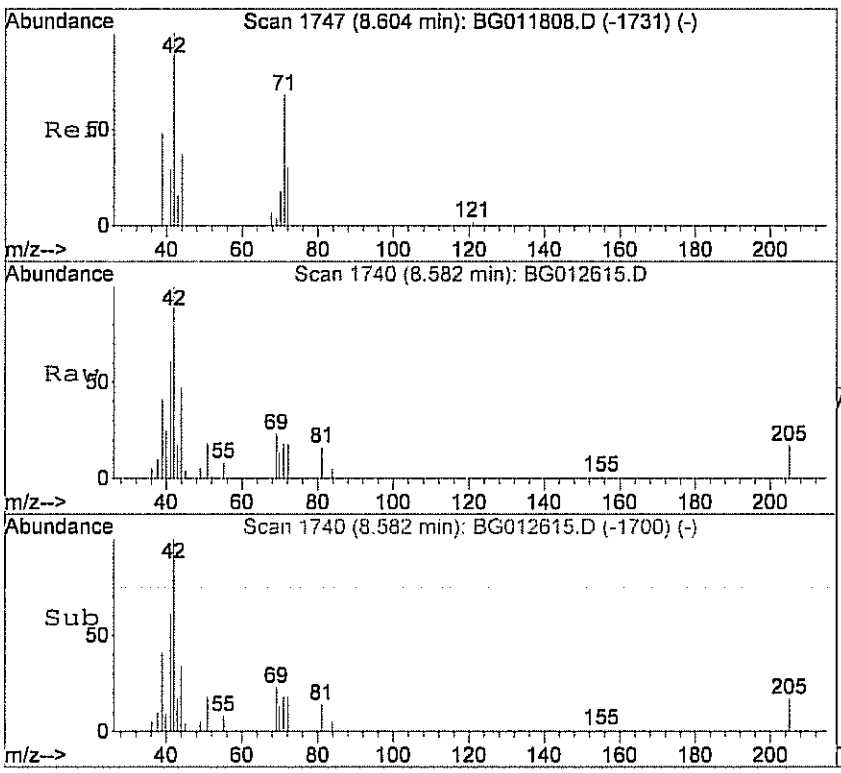

#28
Tetrahydrofuran
Concen: 3.07 ppb m
RT: 8.58 min Scan# 1740
Delta R.T. -0.02 min
Lab File: BG012615.D
Acq: 26 Jan 2011 7:56 pm

Tgt Ion: 42 Resp: 16950

Ion	Ratio	Lower	Upper
42	100		
71	1.7	9.8	49.8#
72	2.7	0.0	30.6

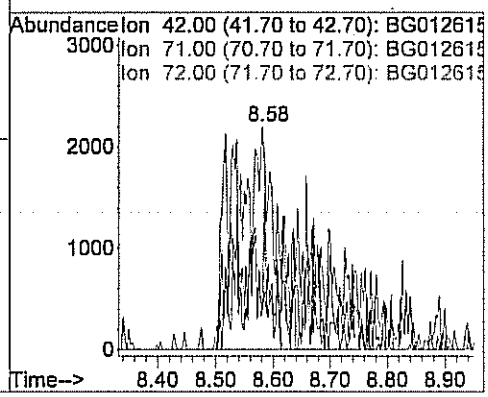

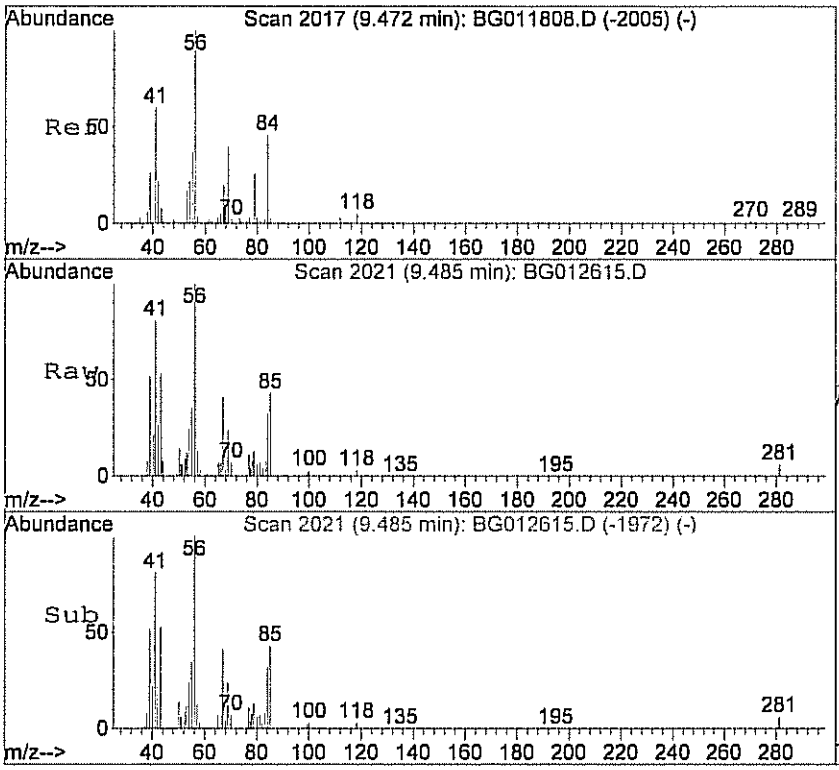

#32
Cyclohexane
Concen: 0.40 ppb
RT: 9.49 min Scan# 2021
Delta R.T. 0.01 min
Lab File: BG012615.D
Acq: 26 Jan 2011 7:56 pm

Tgt Ion: 56 Resp: 12053

Ion	Ratio	Lower	Upper
56	100		
41	110.0	40.6	80.6#
84	44.5	31.3	71.3

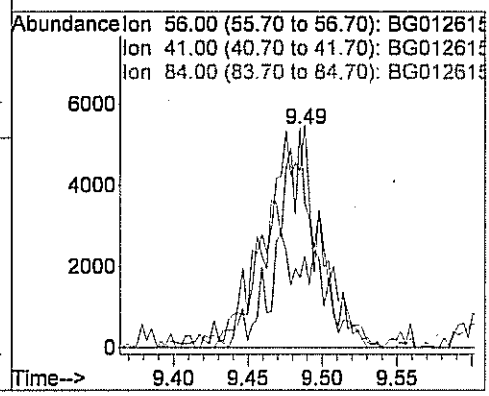

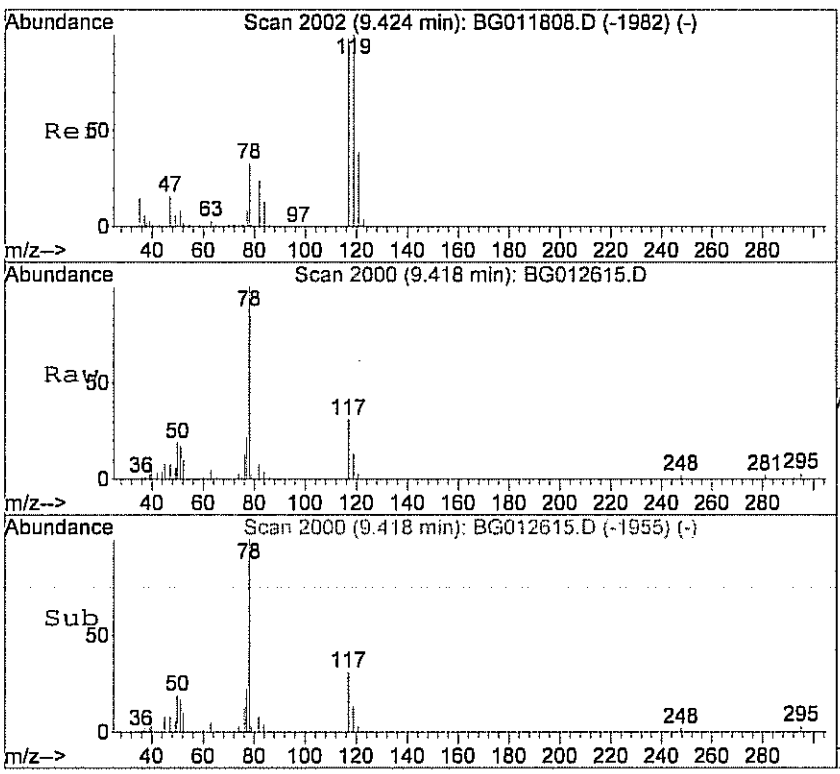

#33
Carbon tetrachloride
Concen: 0.04 ppb m
RT: 9.42 min Scan# 2000
Delta R.T. -0.01 min
Lab File: BG012615.D
Acq: 26 Jan 2011 7:56 pm

Tgt Ion:117 Resp: 5359

Ion	Ratio	Lower	Upper
117	100		
119	91.4	64.1	104.1

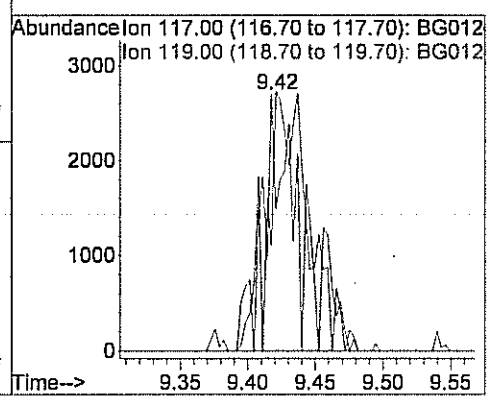

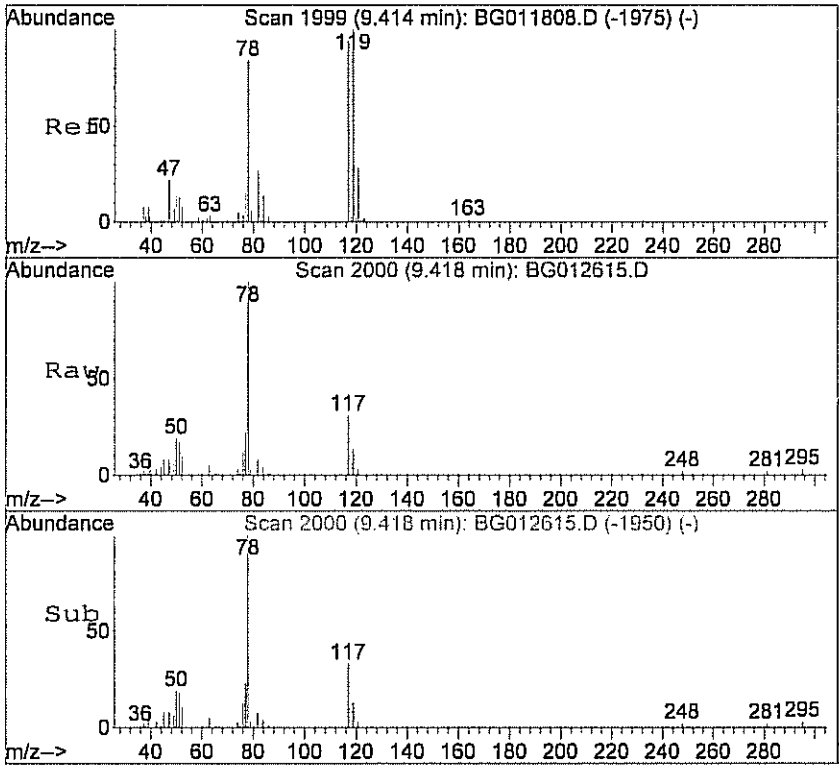

#34
Benzene
Concen: 0.27 ppb
RT: 9.42 min Scan# 2000
Delta R.T. 0.01 min
Lab File: BG012615.D
Acq: 26 Jan 2011 7:56 pm

Tgt Ion: 78 Resp: 23113

Ion	Ratio	Lower	Upper
78	100		
77	23.4	2.4	42.4
51	13.9	0.0	38.9

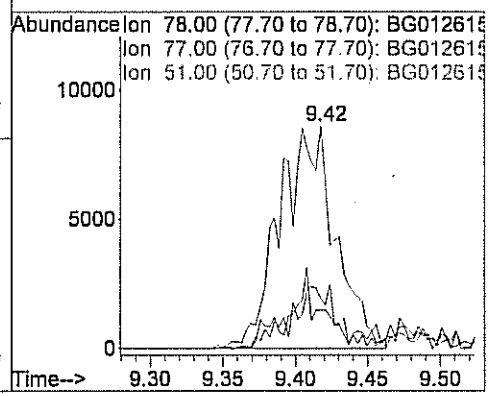

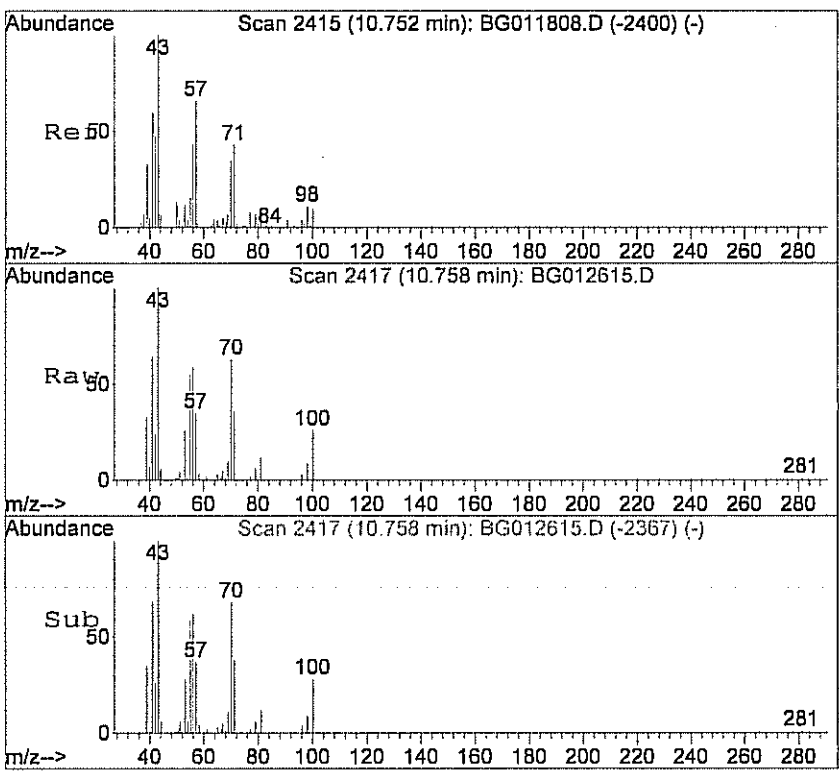

#37
Heptane
Concen: 0.40 ppb
RT: 10.76 min Scan# 2417
Delta R.T. 0.01 min
Lab File: BG012615.D
Acq: 26 Jan 2011 7:56 pm

Tgt Ion: 43 Resp: 12709

Ion	Ratio	Lower	Upper
43	100		
57	59.3	40.1	80.1
71	47.1	41.4	81.4

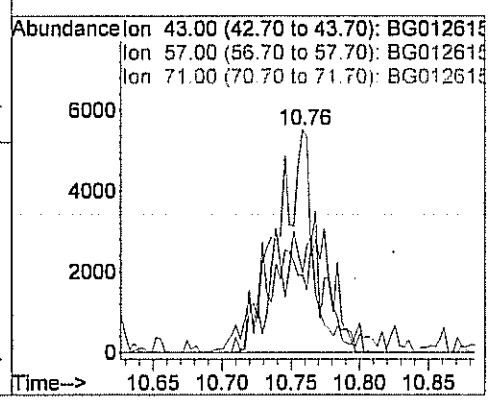

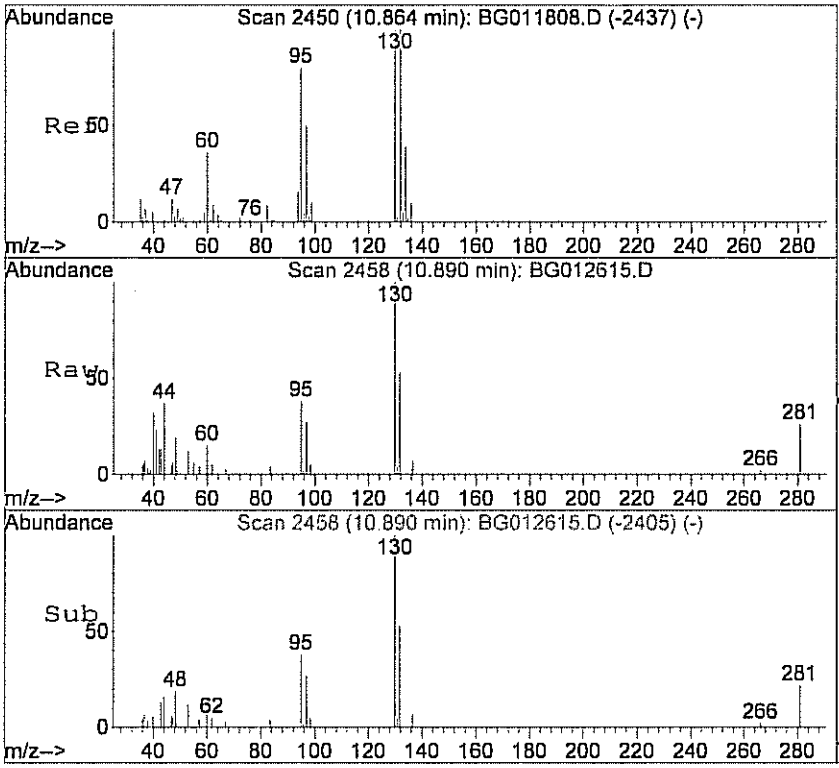

#38
Trichloroethene
Concen: 0.10 ppb m
RT: 10.89 min Scan# 2458
Delta R.T. 0.02 min
Lab File: BG012615.D
Acq: 26 Jan 2011 7:56 pm

Tgt Ion:130 Resp: 4925

Ion	Ratio	Lower	Upper
130	100		
132	62.9	63.9	103.9#
95	105.6	53.8	93.8#

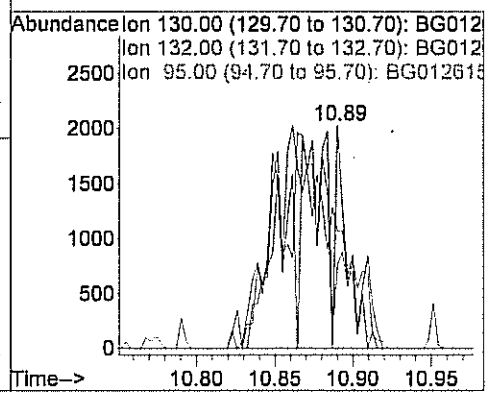

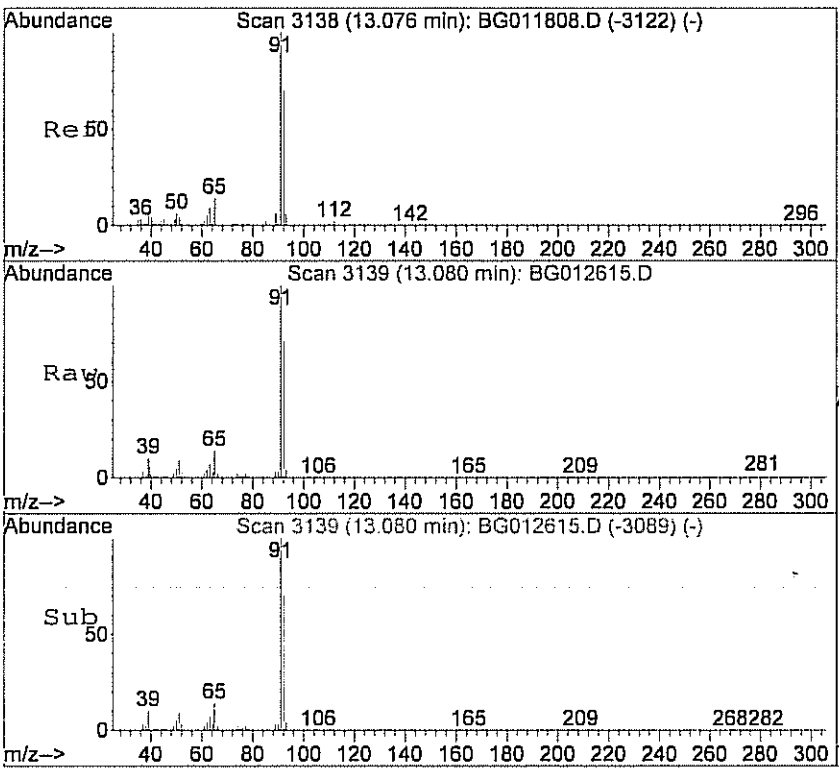

#45
Toluene
Concen: 2.15 ppb
RT: 13.08 min Scan# 3139
Delta R.T. 0.01 min
Lab File: BG012615.D
Acq: 26 Jan 2011 7:56 pm

Tgt Ion: 92 Resp: 86036

Ion	Ratio	Lower	Upper
92	100		
91	162.6	121.5	161.5#

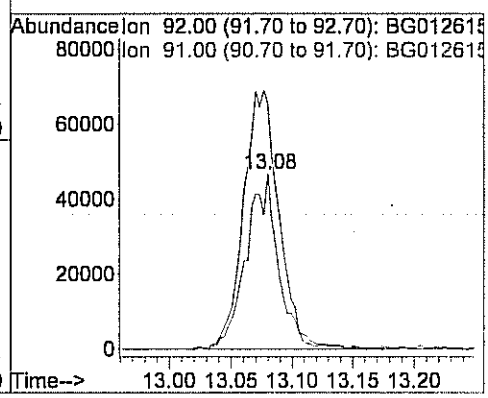

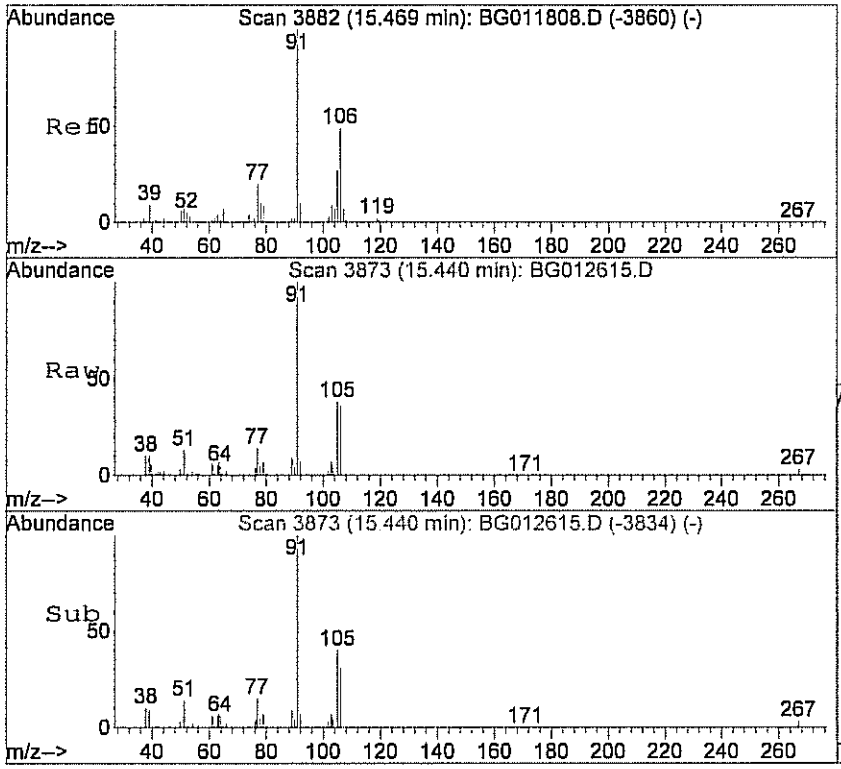

#53
m&p-xylene
Concen: 0.30 ppb
RT: 15.44 min Scan# 3873
Delta R.T. -0.03 min
Lab File: BG012615.D
Acq: 26 Jan 2011 7:56 pm

Tgt Ion: 91 Resp: 17348

Ion	Ratio	Lower	Upper
91	100		
106	52.1	34.5	74.5

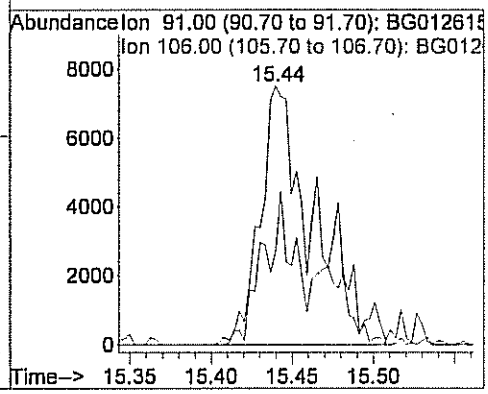

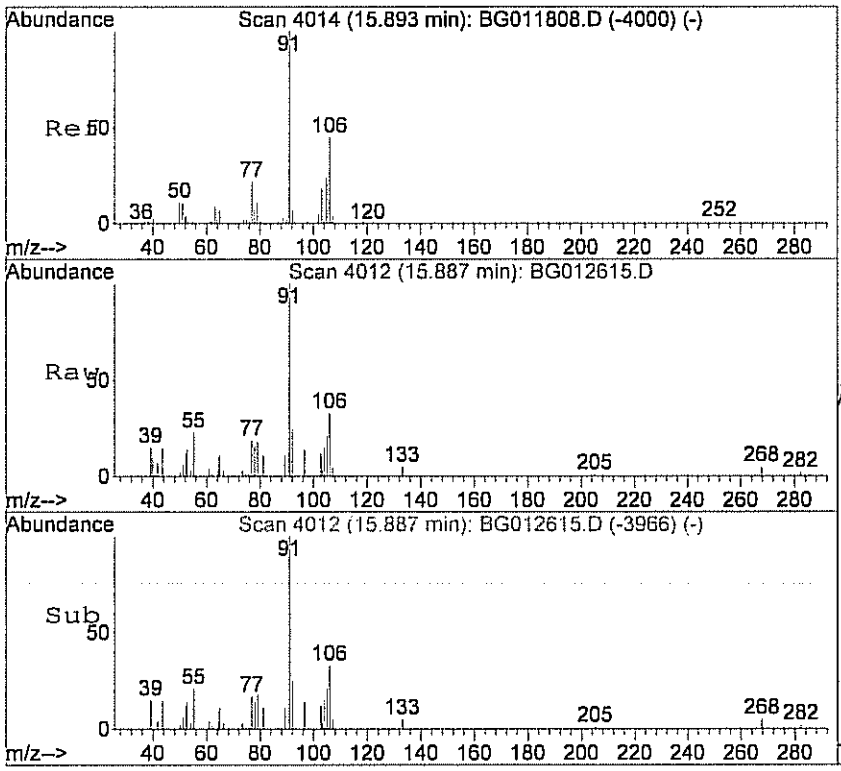

#56
o-xylene
Concen: 0.10 ppb
RT: 15.89 min Scan# 4012
Delta R.T. -0.00 min
Lab File: BG012615.D
Acq: 26 Jan 2011 7:56 pm

Tgt Ion: 91 Resp: 5943

Ion	Ratio	Lower	Upper
91	100		
106	49.6	30.8	70.8

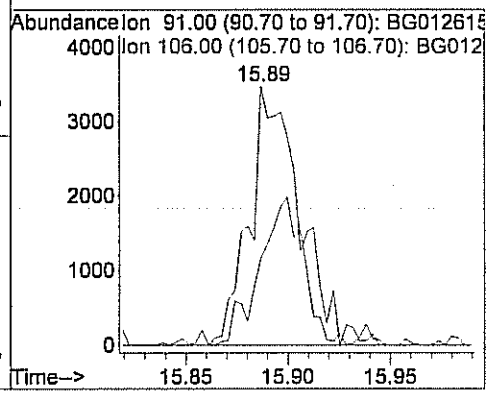

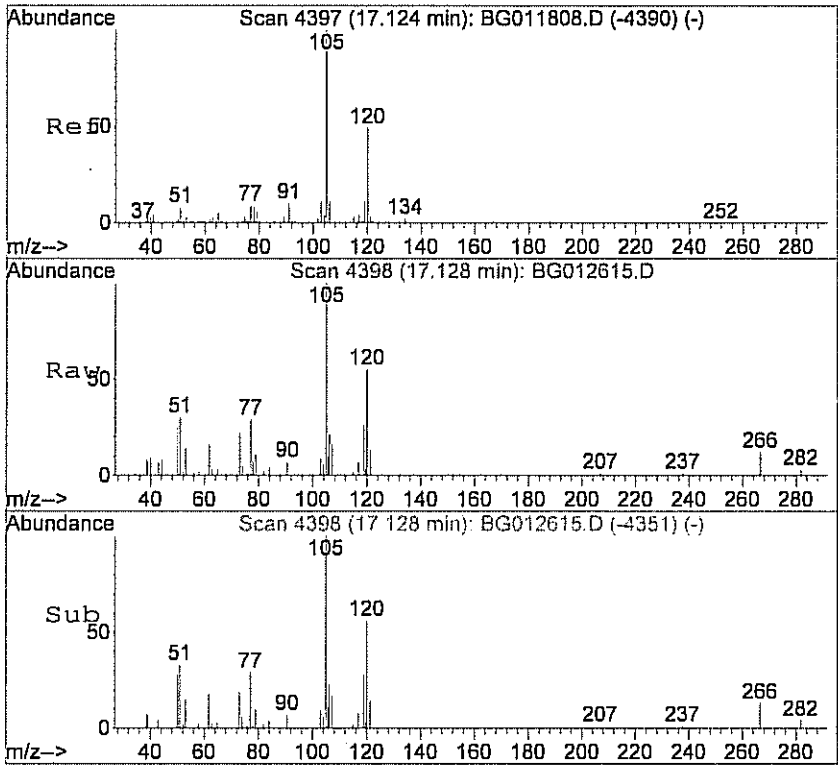

#60
1,3,5-trimethylbenzene
Concen: 0.10 ppb
RT: 17.13 min Scan# 4398
Delta R.T. 0.00 min
Lab File: BG012615.D
Acq: 26 Jan 2011 7:56 pm

Tgt Ion:105 Resp: 6039

Ion	Ratio	Lower	Upper
105	100		
120	33.1	27.9	67.9

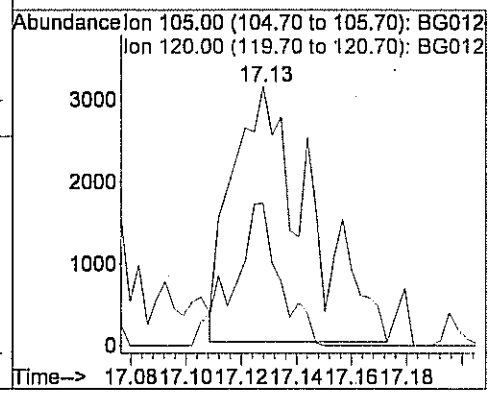

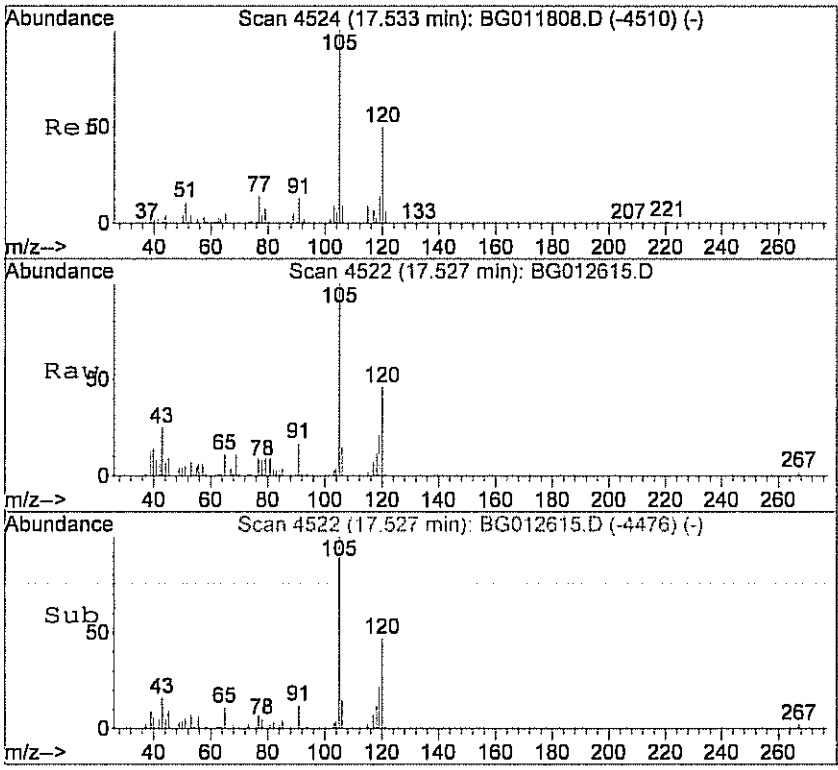

#61
1,2,4-trimethylbenzene
Concen: 0.26 ppb
RT: 17.53 min Scan# 4522
Delta R.T. -0.00 min
Lab File: BG012615.D
Acq: 26 Jan 2011 7:56 pm

Tgt Ion:105 Resp: 9762

Ion	Ratio	Lower	Upper
105	100		
120	42.7	52.0	92.0#

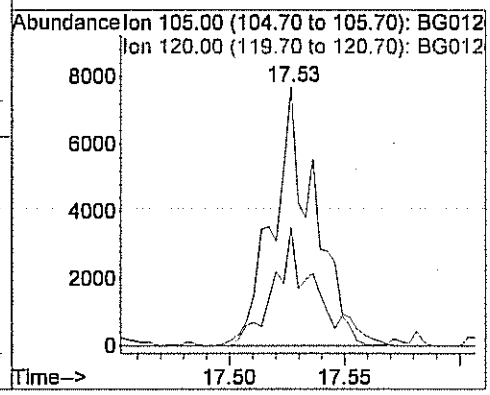

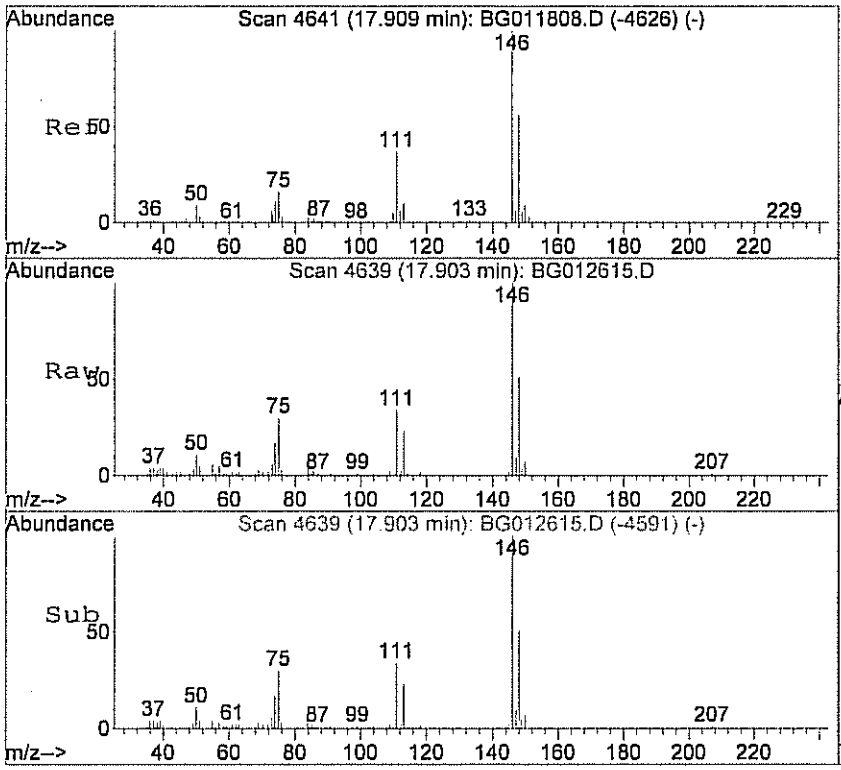

#64
1,4-dichlorobenzene
Concen: 0.61 ppb
RT: 17.90 min Scan# 4639
Delta R.T. 0.00 min
Lab File: BG012615.D
Acq: 26 Jan 2011 7:56 pm

Tgt Ion:146 Resp: 27120

Ion	Ratio	Lower	Upper
146	100		
148	64.6	35.1	75.1
111	39.6	12.4	52.4

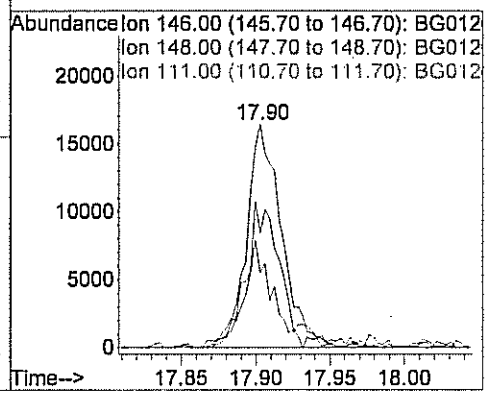

Quantitation Report (QT Reviewed)

Data File : C:\MSDCHEM\1\DATA\BG012731.D Vial: 18
Acq On : 28 Jan 2011 5:47 am Operator: LL
Sample : C1101035-015A 8X Inst : MSD #2
Misc : 1ugm3 & 0.25TCE,CT,VNCL Sample Multiplr: 1.00
MS Integration Params: RTEINT.P
Quant Time: Jan 31 17:12:43 2011 Quant Results File: B118_1UG.RES

Quant Method : C:\MSDCHEM\1\METHODS\B118_1UG.M (RTE Integrator)
Title : TO-15 VOA Standards for 5 point calibration
Last Update : Wed Jan 26 14:01:48 2011
Response via : Initial Calibration
DataAcq Meth : B118_1UG

Internal Standards	R.T.	QIon	Response	Conc	Units		Dev(Min)
1) Bromochloromethane	7.88	128	16411	1.00	ppb		0.00
30) 1,4-difluorobenzene	10.18	114	31596	1.00	ppb		0.00
44) Chlorobenzene-d5	14.97	117	33718	1.00	ppb		0.00
System Monitoring Compounds							
57) Bromofluorobenzene	16.51	95	16074	0.89	ppb		0.00
Spiked Amount 1.000	Range 70 - 130		Recovery = 89.00%				
Target Compounds							Qvalue
12) Acetone	4.66	58	19920m	1.81	ppb		
13) Isopropyl alcohol	4.67	45	431964m	21.60	ppb		
16) Methylene chloride	5.35	84	250528	9.94	ppb	#	82
45) Toluene	13.08	92	4563	0.18	ppb		88

(#) = qualifier out of range (m) = manual integration (+) = signals summed

Quantitation Report (QT Reviewed)

Data File : C:\MSDCHEM\1\DATA\BG012731.D Vial: 18
Acq On : 28 Jan 2011 5:47 am Operator: LL
Sample : C1101035-015A 8X Inst : MSD #2
Misc : 1ugm3 & 0.25TCE,CT,VNCL Sample Multiplr: 1.00
MS Integration Params: RTEINT.P
Quant Time: Jan 31 17:14 2011 Quant Results File: B118_1UG.RES

Method : C:\MSDCHEM\1\METHODS\B118_1UG.M (RTE Integrator)
Title : TO-15 VOA Standards for 5 point calibration
Last Update : Tue Feb 01 16:05:43 2011
Response via : Initial Calibration

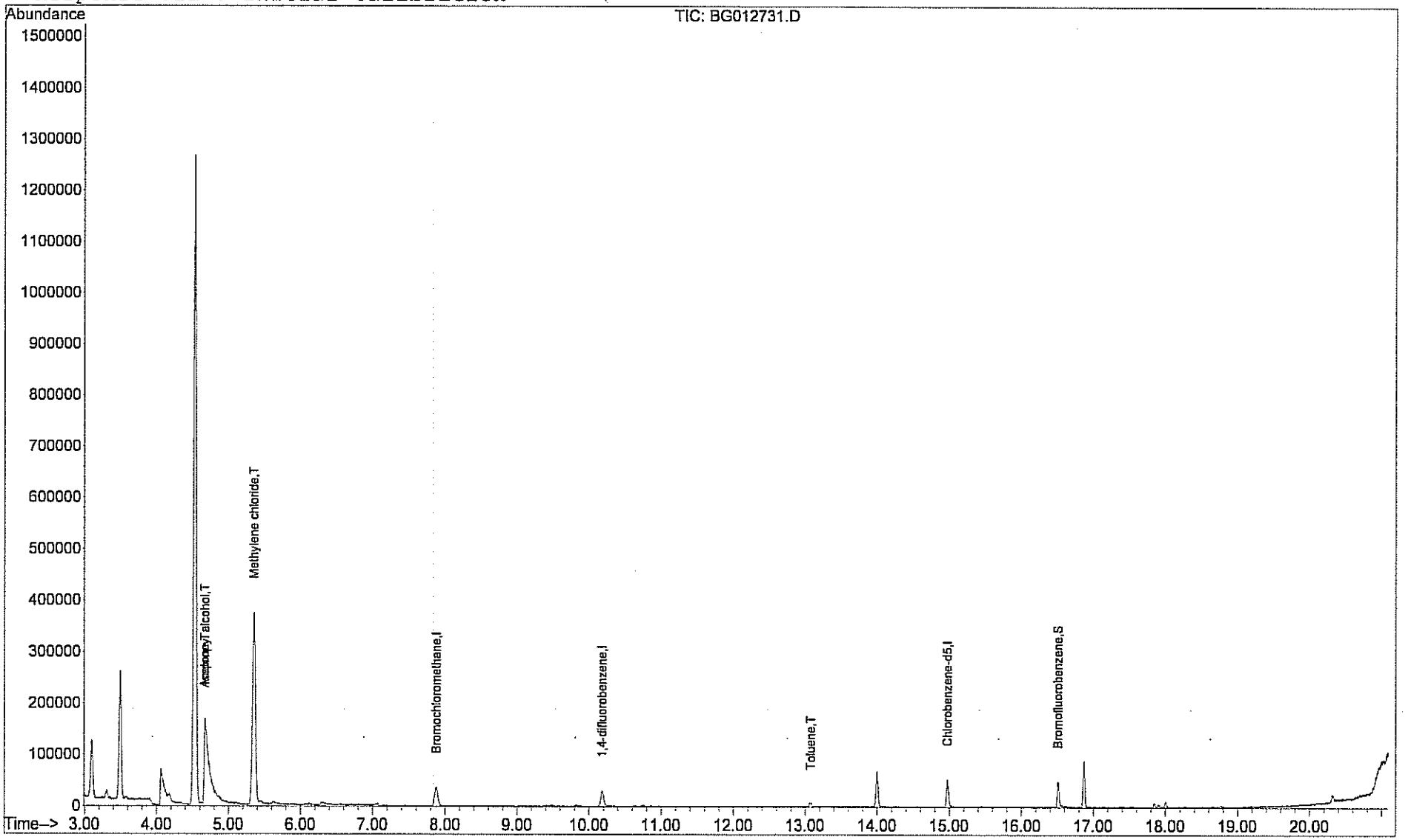

Centek Laboratories, LLC

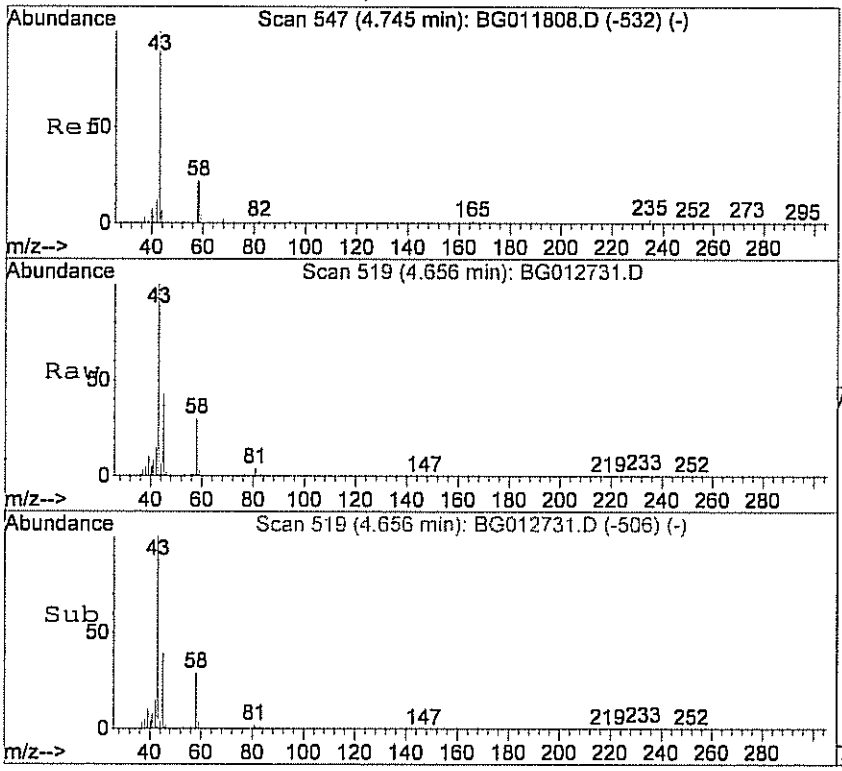

#12
Acetone
Concen: 1.81 ppb m
RT: 4.66 min Scan# 519
Delta R.T. -0.11 min
Lab File: BG012731.D
Acq: 28 Jan 2011 5:47 am

Tgt Ion: 58 Resp: 19920

Ion	Ratio	Lower	Upper
58	100		
43	0.0	148.4	208.4#

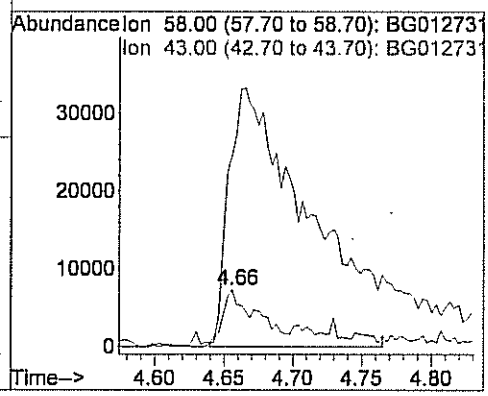

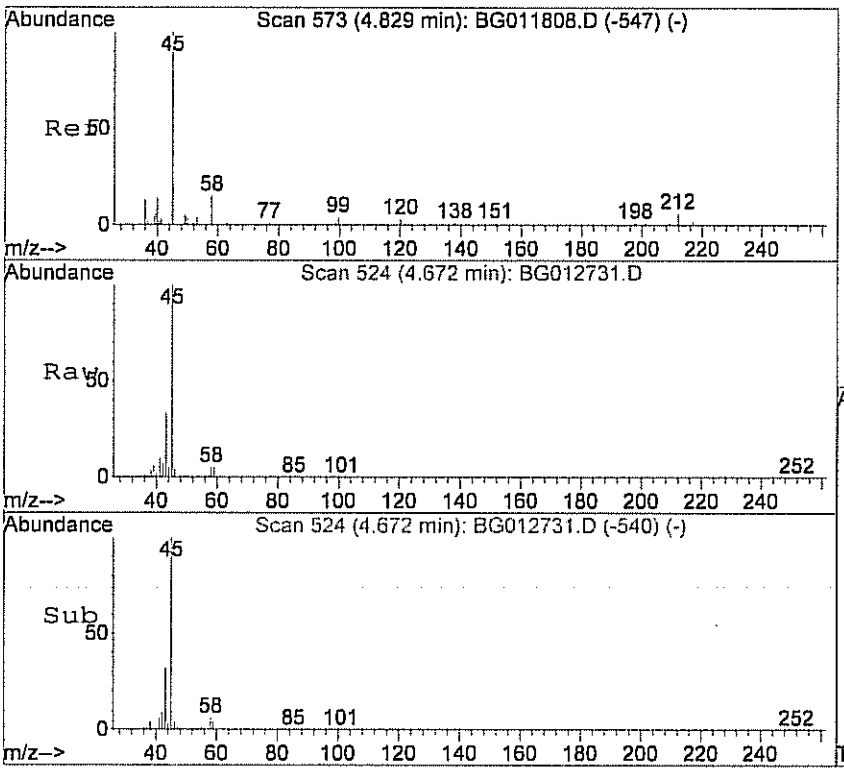

#13
Isopropyl alcohol
Concen: 21.60 ppb m
RT: 4.67 min Scan# 524
Delta R.T. -0.20 min
Lab File: BG012731.D
Acq: 28 Jan 2011 5:47 am

Tgt Ion: 45 Resp: 431964

Ion	Ratio	Lower	Upper
45	100		
43	0.0	6.2	46.2#

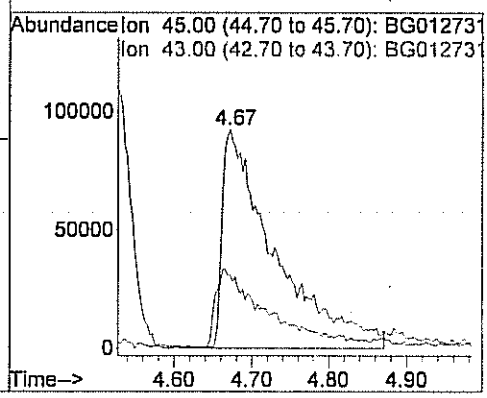

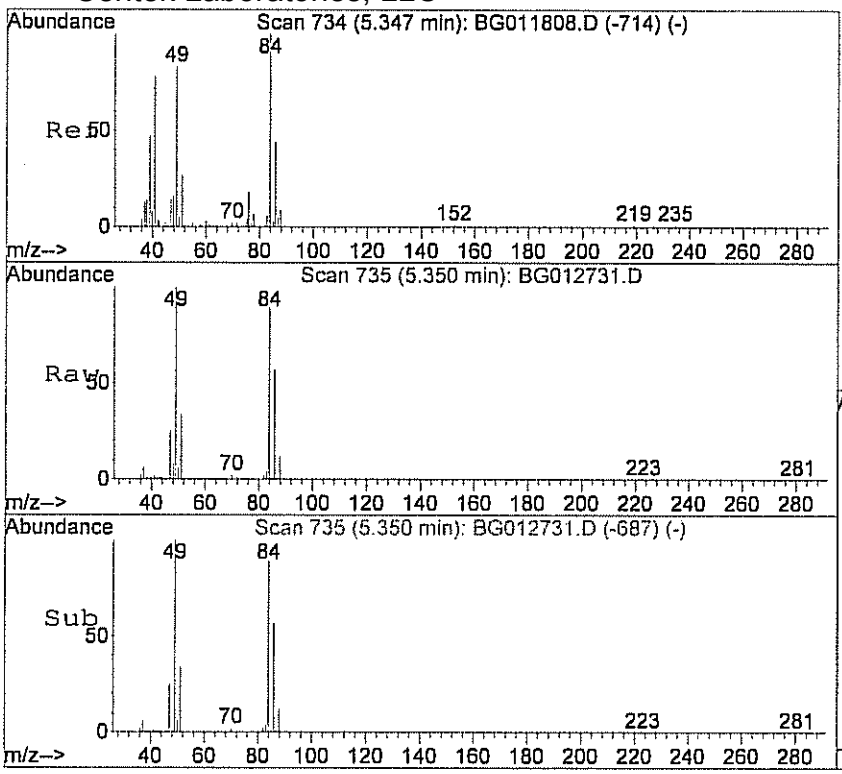

#16
Methylene chloride
Concen: 9.94 ppb
RT: 5.35 min Scan# 735
Delta R.T. 0.00 min
Lab File: BG012731.D
Acq: 28 Jan 2011 5:47 am

Tgt Ion: 84 Resp: 250528

Ion	Ratio	Lower	Upper
84	100		
49	123.0	82.7	122.7#
86	66.1	35.7	75.7

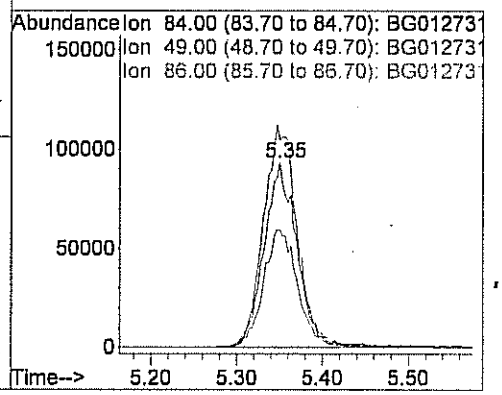

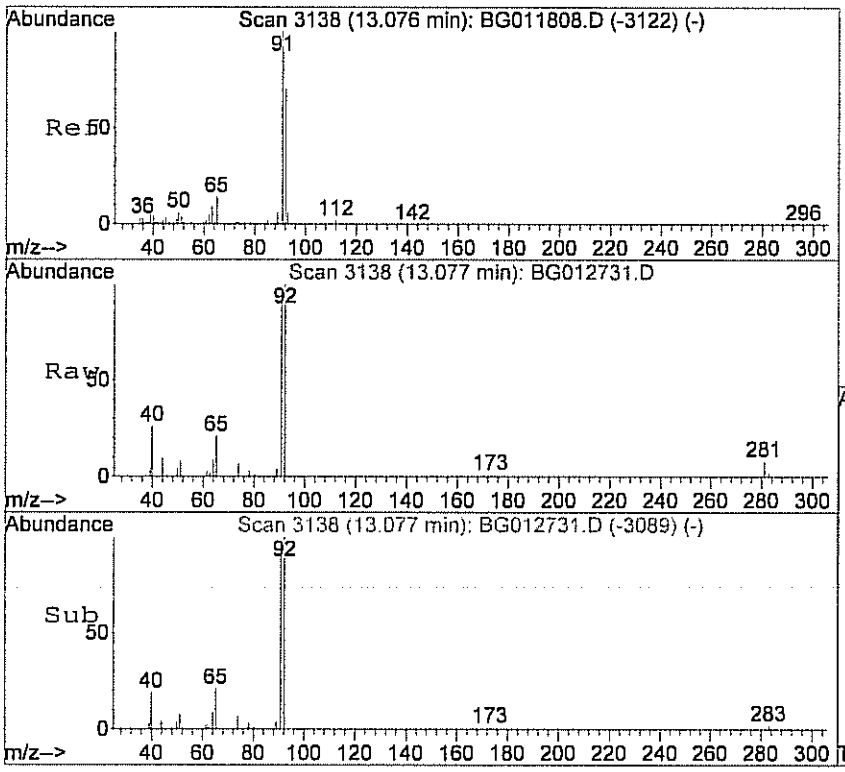

#45
Toluene
Concen: 0.18 ppb
RT: 13.08 min Scan# 3138
Delta R.T. 0.01 min
Lab File: BG012731.D
Acq: 28 Jan 2011 5:47 am

Tgt Ion: 92 Resp: 4563

Ion	Ratio	Lower	Upper
92	100		
91	156.1	121.5	161.5

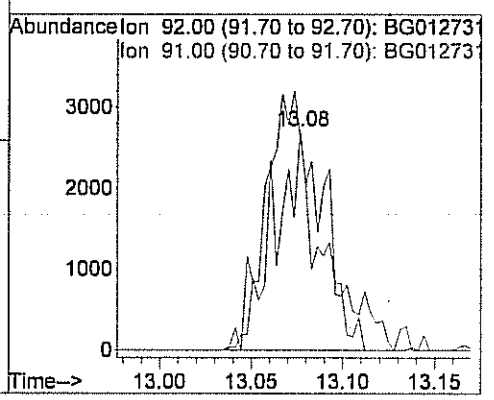

Quantitation Report (QT Reviewed)

Data File : C:\MSDCHEM\1\DATA\BG012730.D Vial: 18
Acq On : 28 Jan 2011 5:12 am Operator: LL
Sample : C1101035-015A 320X Inst : MSD #2
Misc : 1ugm3 & 0.25TCE,CT,VNCL Sample Multiplr: 1.00
MS Integration Params: RTEINT.P
Quant Time: Jan 31 17:14:53 2011 Quant Results File: B118_1UG.RES

Quant Method : C:\MSDCHEM\1\METHODS\B118_1UG.M (RTE Integrator)
Title : TO-15 VOA Standards for 5 point calibration
Last Update : Wed Jan 26 14:01:48 2011
Response via : Initial Calibration
DataAcq Meth : B118_1UG

Internal Standards	R.T.	QIon	Response	Conc	Units	Dev(Min)
1) Bromochloromethane	7.86	128	15104	1.00	ppb	0.00
30) 1,4-difluorobenzene	10.19	114	31506	1.00	ppb	0.00
44) Chlorobenzene-d5	14.97	117	32935	1.00	ppb	0.00
System Monitoring Compounds						
57) Bromofluorobenzene	16.51	95	13898	0.79	ppb	-0.01
Spiked Amount 1.000	Range 70 - 130		Recovery = 79.00%			
Target Compounds						Qvalue
13) Isopropyl alcohol	4.90	45	13911m	0.76	ppb	
16) Methylene chloride	5.37	84	10892	0.47	ppb	# 79

(#) = qualifier out of range (m) = manual integration (+) = signals summed

Quantitation Report (QT Reviewed)

Data File : C:\MSDCHEM\1\DATA\BG012730.D Vial: 18
Acq On : 28 Jan 2011 5:12 am Operator: LL
Sample : C1101035-015A 320X Inst : MSD #2
Misc : 1ugm3 & 0.25TCE,CT,VNCL Sample Multiplr: 1.00
MS Integration Params: RTEINT.P
Quant Time: Jan 31 17:16 2011 Quant Results File: B118_1UG.RES

Method : C:\MSDCHEM\1\METHODS\B118_1UG.M (RTE Integrator)
Title : TO-15 VOA Standards for 5 point calibration
Last Update : Tue Feb 01 16:05:43 2011
Response via : Initial Calibration

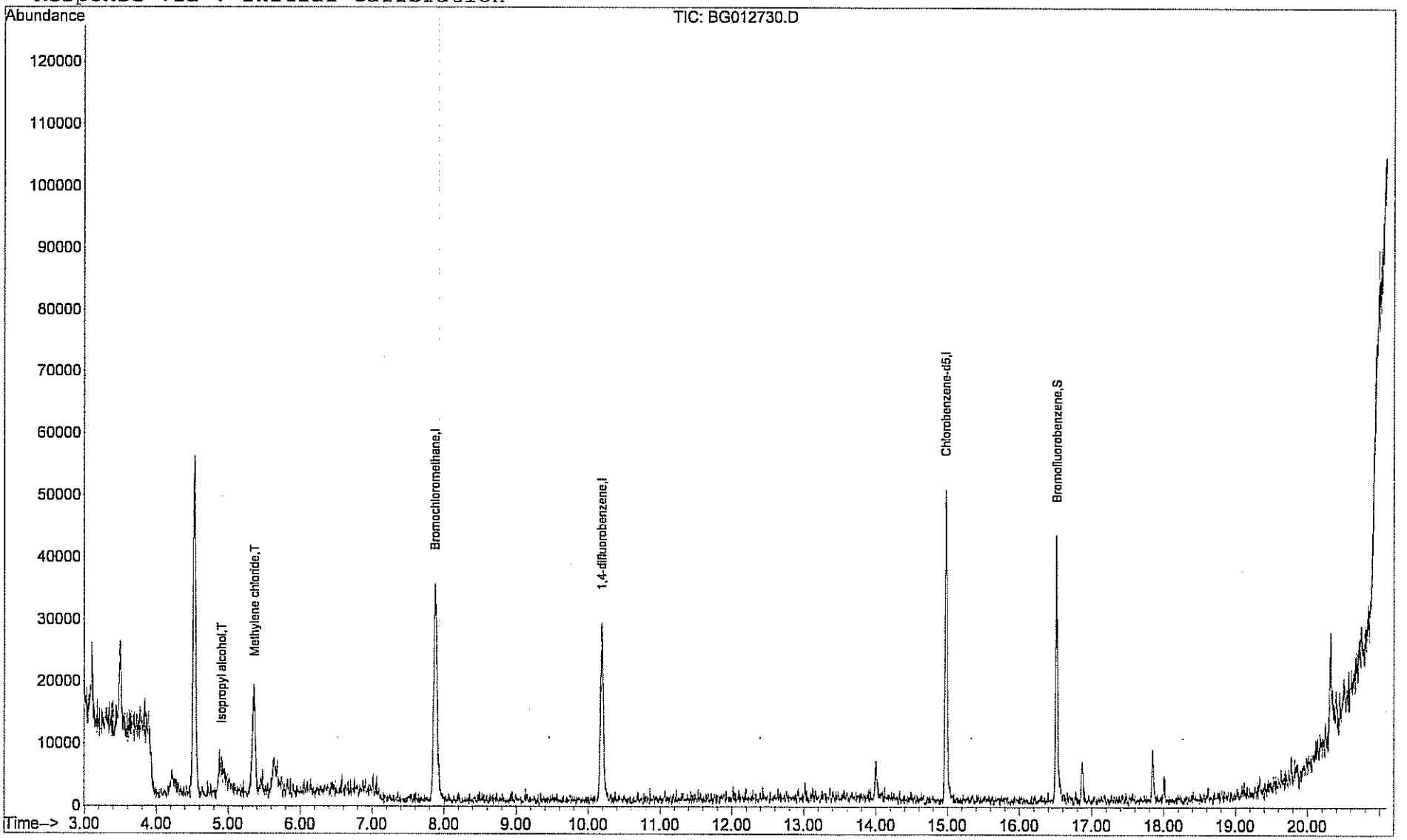

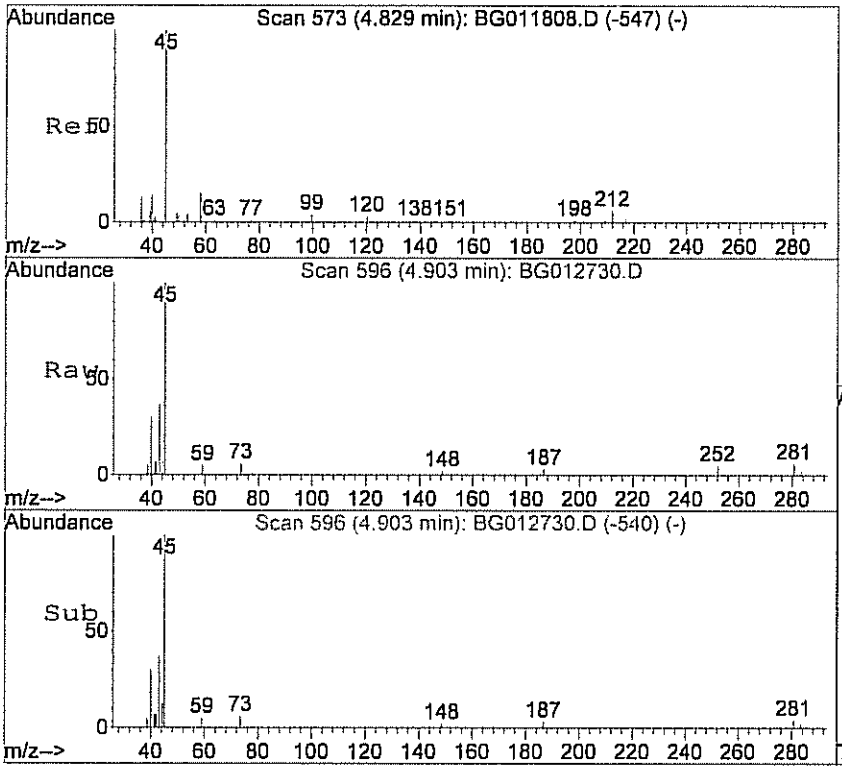

#13
Isopropyl alcohol
Concen: 0.76 ppb m
RT: 4.90 min Scan# 596
Delta R.T. 0.03 min
Lab File: BG012730.D
Acq: 28 Jan 2011 5:12 am

Tgt Ion: 45 Resp: 13911

Ion	Ratio	Lower	Upper
45	100		
43	0.0	6.2	46.2#

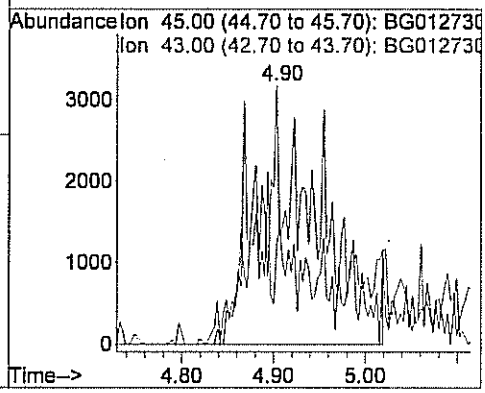

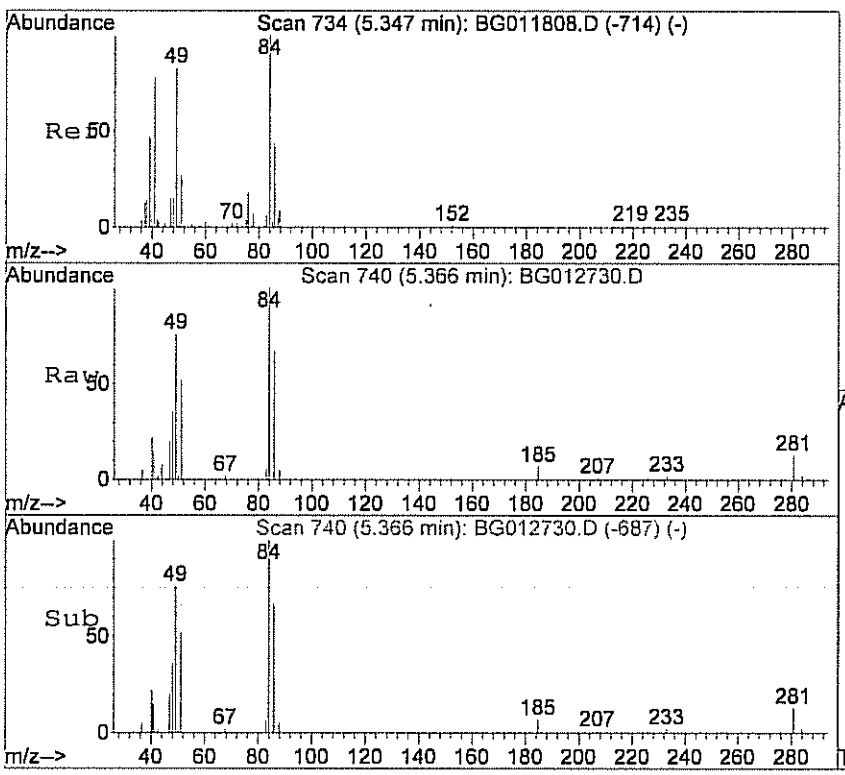

#16
Methylene chloride
Concen: 0.47 ppb
RT: 5.37 min Scan# 740
Delta R.T. 0.02 min
Lab File: BG012730.D
Acq: 28 Jan 2011 5:12 am

Tgt Ion: 84 Resp: 10892

Ion	Ratio	Lower	Upper
84	100		
49	131.4	82.7	122.7#
86	62.2	35.7	75.7

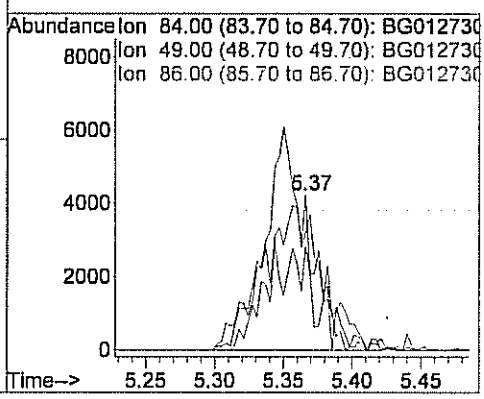

GC/MS VOLATILES-WHOLE AIR

METHOD TO-15

STANDARDS DATA

GC/MS VOLATILES-WHOLE AIR

METHOD TO-15

INITIAL CALIBRATION

Response Factor Report MSD #2

Method : C:\MSDCHEM\1\METHODS\B118_1UG.M (RTE Integrator)
Title : TO-15 VOA Standards for 5 point calibration
Last Update : Tue Feb 01 16:05:43 2011
Response via : Initial Calibration

Calibration Files
0.04 =BG011807.D 0.10 =BG011806.D 0.15 =BG011815.D
0.30 =BG011814.D 0.50 =BG011813.D 0.75 =BG011812.D

		Compound	0.04	0.10	0.15	0.30	0.50	0.75	Avg	%RSD
1)	I	Bromochloromethane	ISTD							
2)	T	Propylene			2.050	1.372	1.256	1.095	1.223	29.74
3)	T	Freon 12			7.511	6.594	6.223	5.660	6.092	11.10
4)	T	Chloromethane			2.907	2.483	2.154	1.990	2.208	14.96
5)	T	Freon 114			6.944	5.771	5.519	5.092	5.472	12.23
6)	T	Vinyl Chloride		1.957	1.805	1.640	1.415	1.384	1.509	15.79
7)	T	1,3-butadiene			1.581	1.087	0.895	0.934	1.039	23.26
8)	T	Bromomethane			2.073	1.848	1.546	1.418	1.583	16.15
9)	T	Chloroethane			1.091	0.714	0.911	0.669	0.785	18.51
10)	T	Vinyl Bromide			1.798	1.519	1.597	1.328	1.507	10.42
11)	T	Freon 11			7.418	6.526	5.663	5.326	5.860	12.72
12)	T	Acetone			1.054	0.772	0.774	0.536	0.670	29.67
13)	T	Isopropyl alcoh			1.906	1.429	1.357	1.014	1.218	27.98
14)	T	1,1-dichloroeth			1.720	1.657	1.557	1.397	1.503	9.31
15)	T	Freon 113			5.379	4.664	3.676	3.597	3.970	17.17
16)	T	Methylene chlor			2.185	1.794	1.443	1.395	1.536	19.65
17)	T	Allyl chloride			1.663	1.428	1.548	1.202	1.439	10.54
18)	T	Carbon disulfid			7.919	5.891	5.109	4.102	5.086	25.45
19)	T	trans-1,2-dichl			3.118	2.263	2.455	1.879	2.274	16.71
20)	T	methyl tert-but			3.137	2.816	2.644	1.979	2.654	13.63
21)	T	1,1-dichloroeth			3.788	3.559	3.232	2.776	3.121	11.98
22)	T	Vinyl acetate			2.321	1.859	1.990	1.614	1.875	11.94
23)	T	Methyl Ethyl Ke				1.205	1.029	0.957	1.042	7.95
24)	T	cis-1,2-dichlor			1.824	1.349	1.332	1.251	1.394	13.21
25)	T	Hexane			2.532	1.983	1.895	1.616	1.805	18.46
26)	T	Ethyl acetate			1.654	1.554	1.566	1.179	1.368	15.78
27)	T	Chloroform			4.034	3.842	3.360	3.054	3.382	10.81
28)	T	Tetrahydrofuran			0.334	0.423	0.413	0.391	0.391	9.47
29)	T	1,2-dichloroeth			2.435	2.114	2.105	1.913	2.071	8.13
30)	I	1,4-difluorobenzene	ISTD							
31)	T	1,1,1-trichloro			2.278	1.835	1.604	1.550	1.691	15.20
32)	T	Cyclohexane			0.554	0.455	0.413	0.428	0.506	14.30
33)	T	Carbon tetrachl	2.927	2.426	2.624	2.178	1.997	1.733	2.118	19.45
34)	T	Benzene			1.753	1.426	1.408	1.345	1.437	10.24
35)	T	1,4-dioxane				0.056	0.075	0.073	0.079	16.63
36)	T	2,2,4-trimethyl			1.653	1.462	1.423	1.505	1.626	10.61
37)	T	Heptane			0.554	0.474	0.461	0.461	0.530	11.44
38)	T	Trichloroethene	1.196	0.993	0.879	0.910	0.798	0.764	0.864	16.49
39)	T	1,2-dichloropro			0.637	0.610	0.504	0.474	0.540	10.60
40)	T	Bromodichlorome			1.984	1.645	1.385	1.378	1.475	15.70
41)	T	cis-1,3-dichlor			0.520	0.500	0.427	0.397	0.455	9.30
42)	T	trans-1,3-dichl			0.689	0.363	0.383	0.361	0.444	24.06
43)	T	1,1,2-trichloro			0.988	0.725	0.667	0.563	0.693	18.70
44)	I	Chlorobenzene-d5	ISTD							
45)	T	Toluene			0.717	0.713	0.662	0.654	0.735	10.05
46)	T	Methyl Isobutyl			0.471	0.333	0.402	0.476	0.477	19.83
47)	T	Dibromochlorome			1.531	1.660	1.412	1.458	1.443	9.29
48)	T	Methyl Butyl Ke			0.347	0.279	0.281	0.265	0.293	16.67
49)	T	1,2-dibromoetha			0.860	0.765	0.749	0.754	0.775	6.45
50)	T	Tetrachloroethy			0.964	0.922	0.763	0.869	0.850	8.84
51)	T	Chlorobenzene			1.270	1.035	1.054	1.093	1.120	8.08
52)	T	Ethylbenzene			1.228	0.872	1.021	1.044	1.156	17.25
53)	T	m&p-xylene			0.918	0.828	0.868	0.974	1.076	20.85

(#) = Out of Range ### Number of calibration levels exceeded format ###

Response Factor Report MSD #2

Method : C:\MSDCHEM\1\METHODS\B118_1UG.M (RTE Integrator)
Title : TO-15 VOA Standards for 5 point calibration
Last Update : Tue Feb 01 16:05:43 2011
Response via : Initial Calibration

Calibration Files
0.04 =BG011807.D 0.10 =BG011806.D 0.15 =BG011815.D
0.30 =BG011814.D 0.50 =BG011813.D 0.75 =BG011812.D

		Compound	0.04	0.10	0.15	0.30	0.50	0.75	Avg	%RSD
54)	T	Styrene			0.827	0.558	0.523	0.593	0.660	16.92
55)	T	Bromoform			1.748	1.401	1.396	1.459	1.512	9.02
56)	T	o-xylene			0.953	0.841	0.887	1.034	1.135	23.22
57)	S	Bromofluorobenz	0.453	0.473	0.503	0.486	0.527	0.572	0.535	10.05
58)	T	1,1,2,2-tetrach			1.061	0.995	0.801	0.860	0.889	10.64
59)	T	4-ethyltoluene			1.222	0.995	0.948	1.087	1.251	20.69
60)	T	1,3,5-trimethyl			0.990	0.825	0.827	0.849	1.054	21.40
61)	T	1,2,4-trimethyl			0.642	0.631	0.563	0.623	0.687	16.95
62)	T	1,3-dichloroben			0.676	0.692	0.702	0.723	0.758	10.38
63)	T	benzyl chloride			1.355	0.913	0.853	0.863	0.974	17.86
64)	T	1,4-dichloroben			0.859	0.731	0.681	0.714	0.814	12.72
65)	T	1,2-dichloroben			0.596	0.647	0.583	0.594	0.628	8.07
66)	T	1,2,4-trichloro			0.203	0.177	0.126	0.105	0.141	24.50
67)	T	Naphthalene							0.000	-1.00
68)	T	Hexachloro-1,3-			0.635	0.387	0.424	0.446	0.466	16.26

(#) = Out of Range ### Number of calibration levels exceeded format ###

Quantitation Report (QT Reviewed)

Data File : C:\MSDCHEM\1\DATA\BG011806.D Vial: 6
Acq On : 18 Jan 2011 3:47 pm Operator: LL
Sample : B1UG_0.10 Inst : MSD #2
Misc : 1ugm3 & 0.25TCE,CT, VNCL INIT CAL Multiplr: 1.00
MS Integration Params: RTEINT.P
Quant Time: Jan 19 11:12:21 2011 Quant Results File: B118_1UG.RES

Quant Method : C:\MSDCHEM\1\METHODS\B118_1UG.M (RTE Integrator)
Title : TO-15 VOA Standards for 5 point calibration
Last Update : Wed Jan 19 10:22:13 2011
Response via : Continuing Cal File: C:\MSDCHEM\1\DATA\BG011808.D
DataAcq Meth : B118_1UG

Internal Standards	R.T.	QIon	Response	Conc	Units	Dev(Min)
1) Bromochloromethane	7.87	128	14582	1.00	ppb	0.00
30) 1,4-difluorobenzene	10.19	114	35688	1.00	ppb	0.00
44) Chlorobenzene-d5	14.97	117	39855	1.00	ppb	0.00
System Monitoring Compounds						
57) Bromofluorobenzene	16.50	95	18847	0.82	ppb	0.00
Spiked Amount 1.000	Range 70 - 130		Recovery = 82.00%			
Target Compounds						Qvalue
6) Vinyl Chloride	3.41	62	2853	0.15	ppb	91
33) Carbon tetrachloride	9.43	117	8658m	0.13	ppb	
38) Trichloroethene	10.87	130	3544m	0.14	ppb	

(#) = qualifier out of range (m) = manual integration (+) = signals summed

Quantitation Report (QT Reviewed)

Data File : C:\MSDCHEM\1\DATA\BG011806.D Vial: 6
Acq On : 18 Jan 2011 3:47 pm Operator: LL
Sample : B1UG_0.10 Inst : MSD #2
Misc : 1ugm3 & 0.25TCE,CT, VNCL INIT CAL Multiplr: 1.00
MS Integration Params: RTEINT.P
Quant Time: Jan 19 11:13 2011 Quant Results File: B118_1UG.RES

Method : C:\MSDCHEM\1\METHODS\B118_1UG.M (RTE Integrator)
Title : TO-15 VOA Standards for 5 point calibration
Last Update : Tue Feb 01 16:05:43 2011
Response via : Continuing Cal File: C:\MSDCHEM\1\DATA\BG011808.D

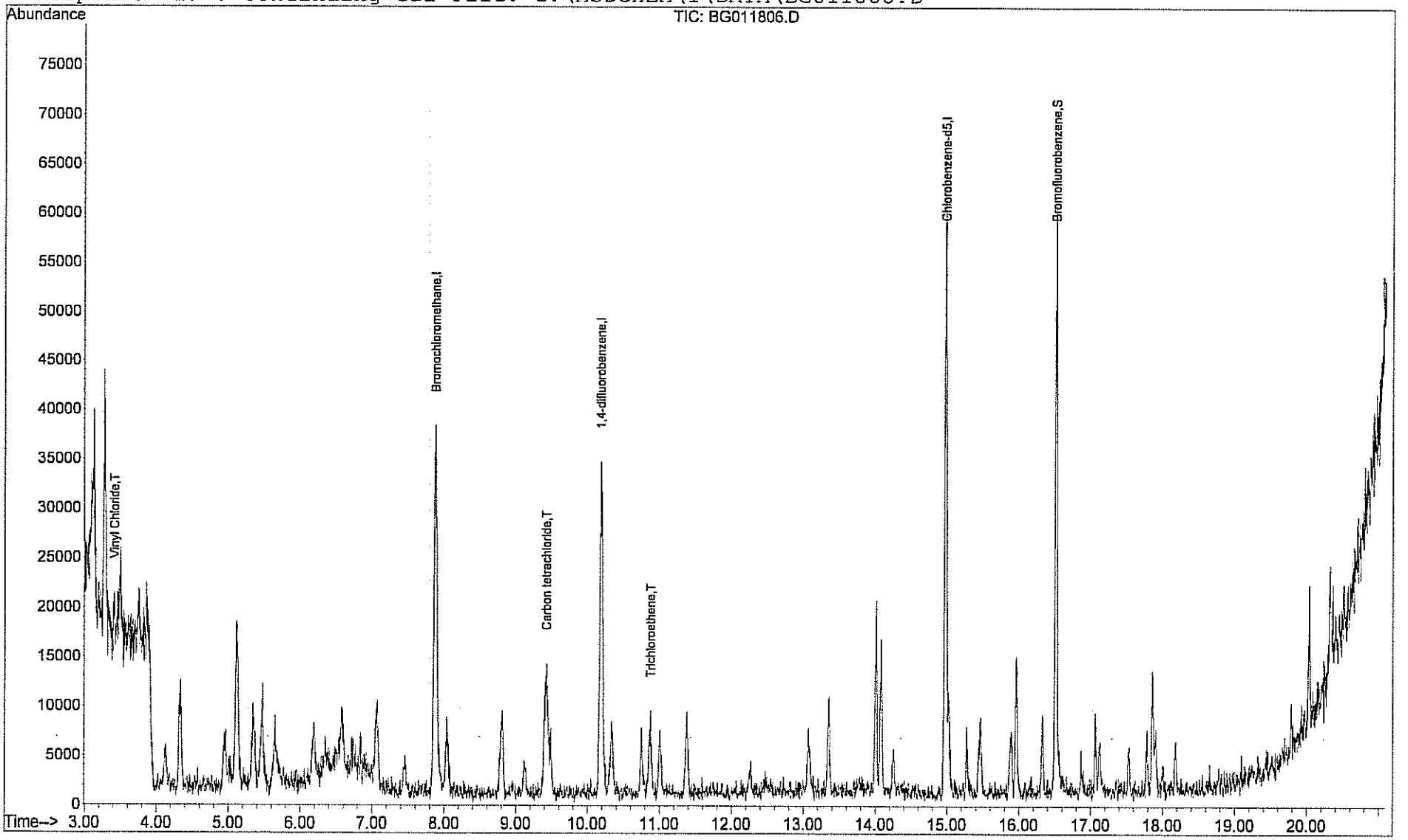

Centek Laboratories, LLC

Quantitation Report (QT Reviewed)

Data File : C:\MSDCHEM\1\DATA\BG011807.D Vial: 7
Acq On : 18 Jan 2011 4:23 pm Operator: LL
Sample : B1UG_0.04 Inst : MSD #2
Misc : 1ugm3 & 0.25TCE,CT, VNCL INIT CAL Multiplr: 1.00
MS Integration Params: RTEINT.P
Quant Time: Jan 19 10:22:29 2011 Quant Results File: B118_1UG.RES

Quant Method : C:\MSDCHEM\1\METHODS\B118_1UG.M (RTE Integrator)
Title : TO-15 VOA Standards for 5 point calibration
Last Update : Wed Jan 19 10:22:13 2011
Response via : Continuing Cal File: C:\MSDCHEM\1\DATA\BG011808.D
DataAcq Meth : B118_1UG

Internal Standards	R.T.	QIon	Response	Conc	Units		Dev(Min)
1) Bromochloromethane	7.87	128	13601	1.00	ppb		0.00
30) 1,4-difluorobenzene	10.18	114	34005	1.00	ppb		0.00
44) Chlorobenzene-d5	14.97	117	40550	1.00	ppb		0.00
System Monitoring Compounds							
57) Bromofluorobenzene	16.51	95	18362	0.78	ppb		0.00
Spiked Amount 1.000	Range 70 - 130		Recovery = 78.00%				
Target Compounds							Qvalue
33) Carbon tetrachloride	9.44	117	3981	0.06	ppb		100
38) Trichloroethene	10.86	130	1627	0.07	ppb	#	49

(#) = qualifier out of range (m) = manual integration (+) = signals summed

Quantitation Report (QT Reviewed)

Data File : C:\MSDCHEM\1\DATA\BG011807.D Vial: 7
Acq On : 18 Jan 2011 4:23 pm Operator: LL
Sample : B1UG_0.04 Inst : MSD #2
Misc : 1ugm3 & 0.25TCE,CT, VNCL INIT CAL Multiplr: 1.00
MS Integration Params: RTEINT.P
Quant Time: Jan 19 10:23 2011 Quant Results File: B118_1UG.RES

Method : C:\MSDCHEM\1\METHODS\B118_1UG.M (RTE Integrator)
Title : TO-15 VOA Standards for 5 point calibration
Last Update : Tue Feb 01 16:05:43 2011
Response via : Continuing Cal File: C:\MSDCHEM\1\DATA\BG011808.D

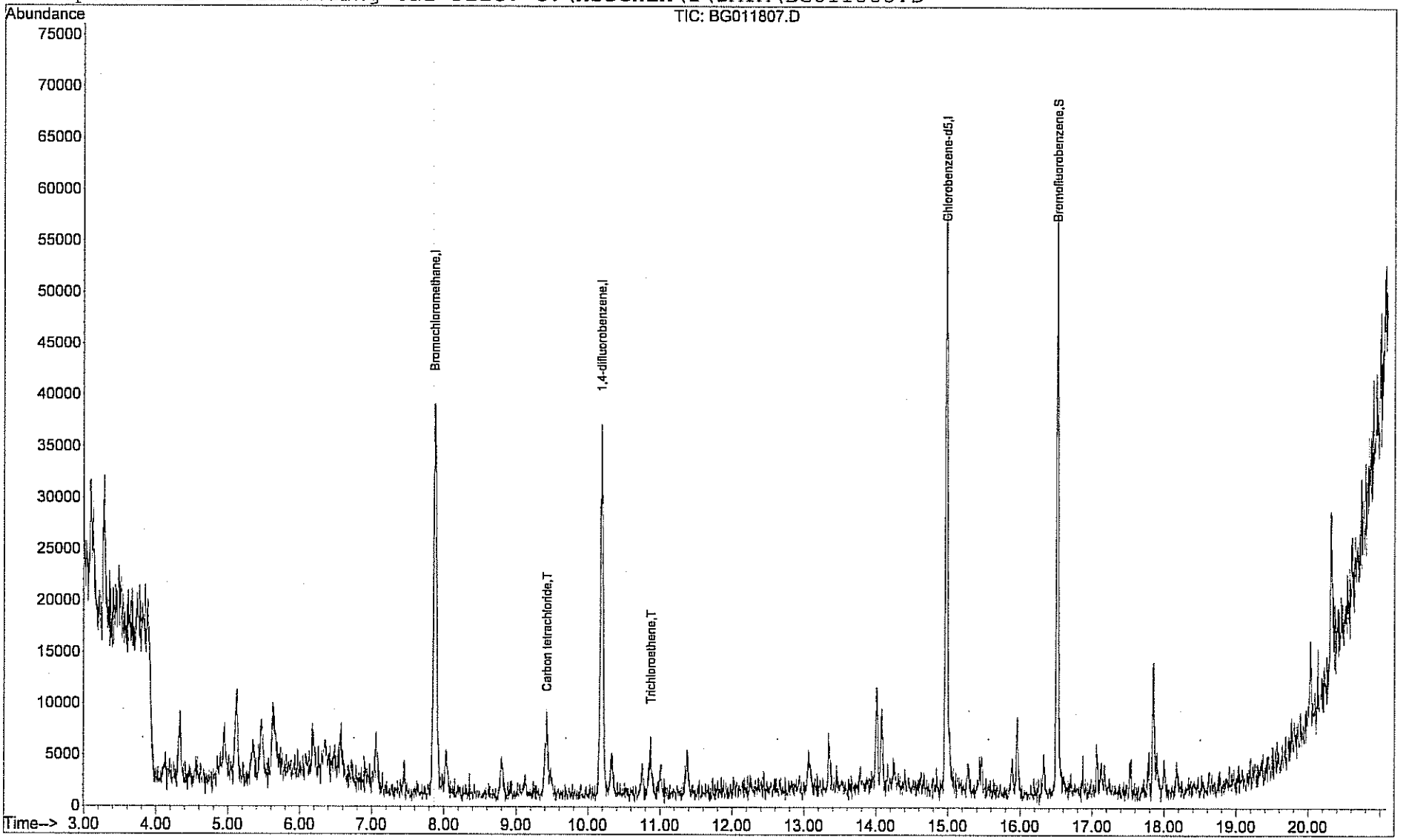

Centek Laboratories, LLC

Quantitation Report (QT Reviewed)

Data File : C:\MSDCHEM\1\DATA\BG011808.D Vial: 8
Acq On : 18 Jan 2011 5:10 pm Operator: LL
Sample : B1UG_1.0 Inst : MSD #2
Misc : 1ugm3 & 0.25TCE,CT, VNCL INIT CAL Multiplr: 1.00
MS Integration Params: RTEINT.P
Quant Time: Jan 19 10:19:13 2011 Quant Results File: B118_1UG.RES

Quant Method : C:\MSDCHEM\1\METHODS\B118_1UG.M (RTE Integrator)
Title : TO-15 VOA Standards for 5 point calibration
Last Update : Wed Jan 19 10:19:06 2011
Response via : Continuing Cal File: C:\MSDCHEM\1\DATA\BG011808.D
DataAcq Meth : B118_1UG

Internal Standards	R.T.	QIon	Response	Conc	Units		Dev(Min)
1) Bromochloromethane	7.87	128	20436	1.00	ppb		0.00
30) 1,4-difluorobenzene	10.18	114	45639	1.00	ppb		0.00
44) Chlorobenzene-d5	14.98	117	49430	1.00	ppb		0.00
System Monitoring Compounds							
57) Bromofluorobenzene	16.51	95	28631	1.00	ppb		0.00
Spiked Amount 1.000	Range 70 - 130		Recovery = 100.00%				
Target Compounds							Qvalue
2) Propylene	3.09	41	20444	1.00	ppb	#	53
3) Freon 12	3.12	85	112368	1.00	ppb		96
4) Chloromethane	3.27	50	40308	1.00	ppb		94
5) Freon 114	3.27	85	102283	1.00	ppb		86
6) Vinyl Chloride	3.41	62	26778	1.00	ppb		85
7) 1,3-butadiene	3.49	39	19507	1.00	ppb		76
8) Bromomethane	3.75	94	27903	1.00	ppb		77
9) Chloroethane	3.87	64	14902	1.00	ppb		97
10) Vinyl Bromide	4.13	106	30903	1.00	ppb		100
11) Freon 11	4.32	101	108280	1.00	ppb		95
12) Acetone	4.75	58	13271m	1.00	ppb		
13) Isopropyl alcohol	4.83	45	22255m	1.00	ppb		
14) 1,1-dichloroethene	4.95	96	28824	1.00	ppb		95
15) Freon 113	5.12	101	70717	1.00	ppb	#	82
16) Methylene chloride	5.35	84	28267	1.00	ppb		92
17) Allyl chloride	5.33	41	28325	1.00	ppb		89
18) Carbon disulfide	5.46	76	97289	1.00	ppb		99
19) trans-1,2-dichloroethene	6.18	61	42569	1.00	ppb		82
20) methyl tert-butyl ether	6.36	73	48649	1.00	ppb		86
21) 1,1-dichloroethane	6.58	63	58861	1.00	ppb		92
22) Vinyl acetate	6.66	43	39260	1.00	ppb		87
23) Methyl Ethyl Ketone	7.37	43	20093	1.00	ppb		86
24) cis-1,2-dichloroethene	7.44	61	26003	1.00	ppb		91
25) Hexane	7.07	41	31821	1.00	ppb		96
26) Ethyl acetate	7.87	43	24397	1.00	ppb		86
27) Chloroform	8.04	83	62509	1.00	ppb		98
28) Tetrahydrofuran	8.60	42	7436m	1.00	ppb		
29) 1,2-dichloroethane	9.11	62	39215	1.00	ppb		100
31) 1,1,1-trichloroethane	8.80	97	68980	1.00	ppb		86
32) Cyclohexane	9.47	56	22508	1.00	ppb	#	63
33) Carbon tetrachloride	9.42	117	85592	1.00	ppb		90
34) Benzene	9.41	78	57618	1.00	ppb		90
35) 1,4-dioxane	11.71	88	3935m	1.00	ppb		
36) 2,2,4-trimethylpentane	10.33	57	73374	1.00	ppb		80
37) Heptane	10.75	43	24196	1.00	ppb		93
38) Trichloroethene	10.86	130	32958	1.00	ppb	#	87
39) 1,2-dichloropropane	11.01	63	23257	1.00	ppb	#	57
40) Bromodichloromethane	11.38	83	62131	1.00	ppb		89
41) cis-1,3-dichloropropene	12.26	75	19302	1.00	ppb		88
42) trans-1,3-dichloropropene	13.04	75	19564	1.00	ppb		86
43) 1,1,2-trichloroethane	13.35	97	30497	1.00	ppb		92
45) Toluene	13.08	92	35019	1.00	ppb	#	78
46) Methyl Isobutyl Ketone	12.33	43	21640	1.00	ppb		93
47) Dibromochloromethane	14.01	129	66019	1.00	ppb		89
48) Methyl Butyl Ketone	13.67	43	10562	1.00	ppb	#	80

(#) = qualifier out of range (m) = manual integration

Quantitation Report (QT Reviewed)

Data File : C:\MSDCHEM\1\DATA\BG011808.D Vial: 8
Acq On : 18 Jan 2011 5:10 pm Operator: LL
Sample : B1UG_1.0 Inst : MSD #2
Misc : 1ugm3 & 0.25TCE,CT, VNCL INIT CAL Multiplr: 1.00
MS Integration Params: RTEINT.P
Quant Time: Jan 19 10:19:13 2011 Quant Results File: B118_1UG.RES

Quant Method : C:\MSDCHEM\1\METHODS\B118_1UG.M (RTE Integrator)
Title : TO-15 VOA Standards for 5 point calibration
Last Update : Wed Jan 19 10:19:06 2011
Response via : Continuing Cal File: C:\MSDCHEM\1\DATA\BG011808.D
DataAcq Meth : B118_1UG

	Compound	R.T.	QIon	Response	Conc	Unit	Qvalue
49)	1,2-dibromoethane	14.25	107	38263	1.00	ppb	90
50)	Tetrachloroethylene	14.08	164	40263	1.00	ppb	91
51)	Chlorobenzene	15.02	112	52500	1.00	ppb	87
52)	Ethylbenzene	15.28	91	52951	1.00	ppb	76
53)	m&p-xylene	15.47	91	104654	2.00	ppb	79
54)	Styrene	15.87	104	31128	1.00	ppb	88
55)	Bromoform	15.96	173	72177	1.00	ppb	94
56)	o-xylene	15.89	91	55747	1.00	ppb	88
58)	1,1,2,2-tetrachloroethane	16.32	83	42810	1.00	ppb	87
59)	4-ethyltoluene	17.06	105	63024	1.00	ppb	96
60)	1,3,5-trimethylbenzene	17.12	105	52736	1.00	ppb	74
61)	1,2,4-trimethylbenzene	17.53	105	31747	1.00	ppb	89
62)	1,3-dichlorobenzene	17.78	146	39036	1.00	ppb	88
63)	benzyl chloride	17.85	91	43367	1.00	ppb	67
64)	1,4-dichlorobenzene	17.91	146	39782	1.00	ppb	91
65)	1,2-dichlorobenzene	18.18	146	30214	1.00	ppb	78
66)	1,2,4-trichlorobenzene	19.79	180	7672	1.00	ppb	89
68)	Hexachloro-1,3-butadiene	20.04	225	24143	1.00	ppb	80

(#) = qualifier out of range (m) = manual integration (+) = signals summed

Quantitation Report (QT Reviewed)

Data File : C:\MSDCHEM\1\DATA\BG011808.D Vial: 8
Acq On : 18 Jan 2011 5:10 pm Operator: LL
Sample : B1UG_1.0 Inst : MSD #2
Misc : 1ugm3 & 0.25TCE,CT, VNCL INIT CAL Multiplr: 1.00
MS Integration Params: RTEINT.P
Quant Time: Jan 19 10:21 2011 Quant Results File: B118_1UG.RES

Method : C:\MSDCHEM\1\METHODS\B118_1UG.M (RTE Integrator)
Title : TO-15 VOA Standards for 5 point calibration
Last Update : Tue Feb 01 16:05:43 2011
Response via : Continuing Cal File: C:\MSDCHEM\1\DATA\BG011808.D

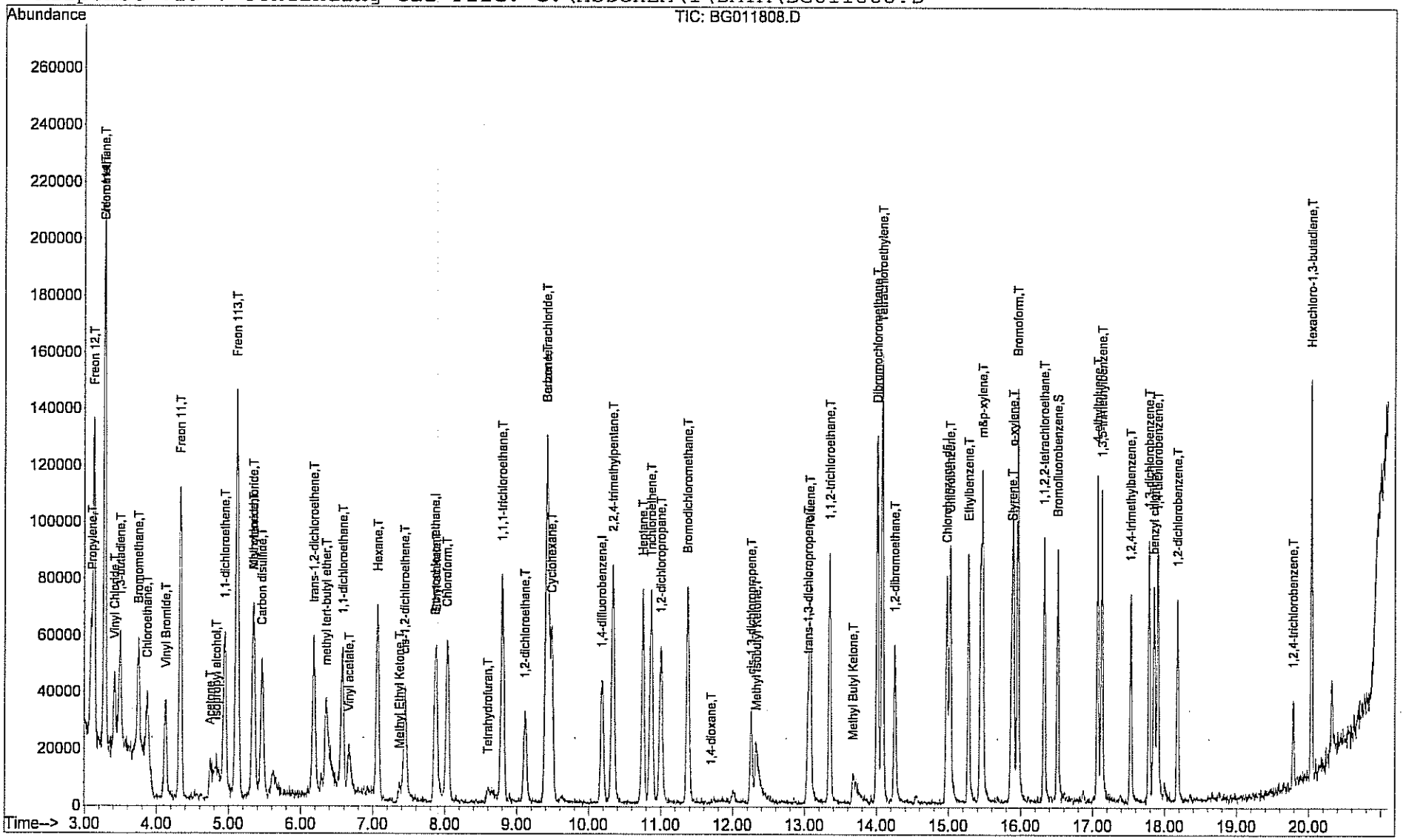

Quantitation Report (QT Reviewed)

Data File : C:\MSDCHEM\1\DATA\BG011809.D Vial: 9
Acq On : 18 Jan 2011 5:45 pm Operator: LL
Sample : B1UG_2.0 Inst : MSD #2
Misc : 1ugm3 & 0.25TCE,CT, VNCL INIT CAL Multiplr: 1.00
MS Integration Params: RTEINT.P
Quant Time: Jan 19 10:36:35 2011 Quant Results File: B118_1UG.RES

Quant Method : C:\MSDCHEM\1\METHODS\B118_1UG.M (RTE Integrator)
Title : TO-15 VOA Standards for 5 point calibration
Last Update : Wed Jan 19 10:22:13 2011
Response via : Continuing Cal File: C:\MSDCHEM\1\DATA\BG011808.D
DataAcq Meth : B118_1UG

Internal Standards	R.T.	QIon	Response	Conc	Units		Dev(Min)
1) Bromochloromethane	7.88	128	19847	1.00	ppb		0.01
30) 1,4-difluorobenzene	10.18	114	45218	1.00	ppb		0.00
44) Chlorobenzene-d5	14.98	117	49425	1.00	ppb		0.00
System Monitoring Compounds							
57) Bromofluorobenzene	16.51	95	28236	0.99	ppb		0.00
Spiked Amount 1.000	Range 70 - 130		Recovery = 99.00%				
Target Compounds							Qvalue
2) Propylene	3.09	41	37503	1.89	ppb	#	51
3) Freon 12	3.12	85	223764	2.05	ppb		100
4) Chloromethane	3.27	50	80498	2.06	ppb		95
5) Freon 114	3.28	85	195718	1.97	ppb		83
6) Vinyl Chloride	3.42	62	54723	2.10	ppb		88
7) 1,3-butadiene	3.49	39	40831	2.16	ppb		77
8) Bromomethane	3.74	94	55197	2.04	ppb		81
9) Chloroethane	3.87	64	29994	2.07	ppb		90
10) Vinyl Bromide	4.13	106	54425	1.81	ppb		91
11) Freon 11	4.33	101	216947	2.06	ppb		98
12) Acetone	4.74	58	20089m	1.56	ppb		
13) Isopropyl alcohol	4.81	45	40619	1.88	ppb	#	28
14) 1,1-dichloroethene	4.94	96	55408	1.98	ppb		92
15) Freon 113	5.12	101	145307	2.12	ppb		84
16) Methylene chloride	5.36	84	52133	1.90	ppb		84
17) Allyl chloride	5.34	41	56316	2.05	ppb		89
18) Carbon disulfide	5.46	76	166808	1.77	ppb		97
19) trans-1,2-dichloroethene	6.18	61	82605	2.00	ppb		81
20) methyl tert-butyl ether	6.33	73	111268	2.36	ppb		89
21) 1,1-dichloroethane	6.58	63	113610	1.99	ppb		95
22) Vinyl acetate	6.66	43	69205	1.82	ppb		97
23) Methyl Ethyl Ketone	7.33	43	41243	2.11	ppb		83
24) cis-1,2-dichloroethene	7.45	61	55226	2.19	ppb		87
25) Hexane	7.06	41	62784	2.03	ppb		95
26) Ethyl acetate	7.83	43	48462	2.05	ppb		84
27) Chloroform	8.04	83	124197	2.05	ppb		98
28) Tetrahydrofuran	8.60	42	15215m	2.11	ppb		
29) 1,2-dichloroethane	9.11	62	80154	2.10	ppb		99
31) 1,1,1-trichloroethane	8.80	97	143604	2.10	ppb		92
32) Cyclohexane	9.48	56	56801	2.55	ppb	#	78
33) Carbon tetrachloride	9.43	117	168547	1.99	ppb		89
34) Benzene	9.41	78	137658	2.41	ppb		89
35) 1,4-dioxane	11.60	88	8893m	2.28	ppb		
36) 2,2,4-trimethylpentane	10.33	57	177596	2.44	ppb		92
37) Heptane	10.75	43	57140	2.38	ppb		91
38) Trichloroethene	10.87	130	74620	2.29	ppb		89
39) 1,2-dichloropropane	11.00	63	50866	2.21	ppb		98
40) Bromodichloromethane	11.38	83	127641	2.07	ppb		86
41) cis-1,3-dichloropropene	12.26	75	43706	2.29	ppb		91
42) trans-1,3-dichloropropene	13.05	75	43584	2.25	ppb		86
43) 1,1,2-trichloroethane	13.34	97	63353	2.10	ppb		94
45) Toluene	13.07	92	86568	2.47	ppb	#	74
46) Methyl Isobutyl Ketone	12.30	43	64217	2.97	ppb		90
47) Dibromochloromethane	14.01	129	145235	2.20	ppb		96
48) Methyl Butyl Ketone	13.66	43	34997m	3.31	ppb		

(#) = qualifier out of range (m) = manual integration

Quantitation Report (QT Reviewed)

Data File : C:\MSDCHEM\1\DATA\BG011809.D Vial: 9
Acq On : 18 Jan 2011 5:45 pm Operator: LL
Sample : B1UG_2.0 Inst : MSD #2
Misc : 1ugm3 & 0.25TCE,CT, VNCL INIT CAL Multiplr: 1.00
MS Integration Params: RTEINT.P
Quant Time: Jan 19 10:36:35 2011 Quant Results File: B118_1UG.RES

Quant Method : C:\MSDCHEM\1\METHODS\B118_1UG.M (RTE Integrator)
Title : TO-15 VOA Standards for 5 point calibration
Last Update : Wed Jan 19 10:22:13 2011
Response via : Continuing Cal File: C:\MSDCHEM\1\DATA\BG011808.D
DataAcq Meth : B118_1UG

	Compound	R.T.	QIon	Response	Conc	Unit		Qvalue
49)	1,2-dibromoethane	14.25	107	78949	2.06	ppb		92
50)	Tetrachloroethylene	14.08	164	84165	2.09	ppb	#	79
51)	Chlorobenzene	15.02	112	117924	2.25	ppb		86
52)	Ethylbenzene	15.28	91	150334	2.84	ppb		81
53)	m&p-xylene	15.47	91	286758	5.48	ppb		81
54)	Styrene	15.87	104	80754	2.59	ppb		89
55)	Bromoform	15.96	173	156439	2.17	ppb		98
56)	o-xylene	15.89	91	159235	2.86	ppb		87
58)	1,1,2,2-tetrachloroethane	16.32	83	84759	1.98	ppb		91
59)	4-ethyltoluene	17.07	105	173977	2.76	ppb		94
60)	1,3,5-trimethylbenzene	17.12	105	142323	2.70	ppb		74
61)	1,2,4-trimethylbenzene	17.53	105	92798	2.92	ppb		87
62)	1,3-dichlorobenzene	17.78	146	87634	2.25	ppb		85
63)	benzyl chloride	17.86	91	109052	2.51	ppb		77
64)	1,4-dichlorobenzene	17.90	146	98164	2.47	ppb		89
65)	1,2-dichlorobenzene	18.18	146	71058	2.35	ppb		86
66)	1,2,4-trichlorobenzene	19.79	180	12697	1.66	ppb	#	76
68)	Hexachloro-1,3-butadiene	20.04	225	47421	1.96	ppb		86

(#) = qualifier out of range (m) = manual integration (+) = signals summed

Quantitation Report (QT Reviewed)

Data File : C:\MSDCHEM\1\DATA\BG011809.D Vial: 9
Acq On : 18 Jan 2011 5:45 pm Operator: LL
Sample : B1UG_2.0 Inst : MSD #2
Misc : 1ugm3 & 0.25TCE,CT, VNCL INIT CAL Multiplr: 1.00
MS Integration Params: RTEINT.P
Quant Time: Jan 19 10:38 2011 Quant Results File: B118_1UG.RES

Method : C:\MSDCHEM\1\METHODS\B118_1UG.M (RTE Integrator)
Title : TO-15 VOA Standards for 5 point calibration
Last Update : Tue Feb 01 16:05:43 2011
Response via : Continuing Cal File: C:\MSDCHEM\1\DATA\BG011808.D

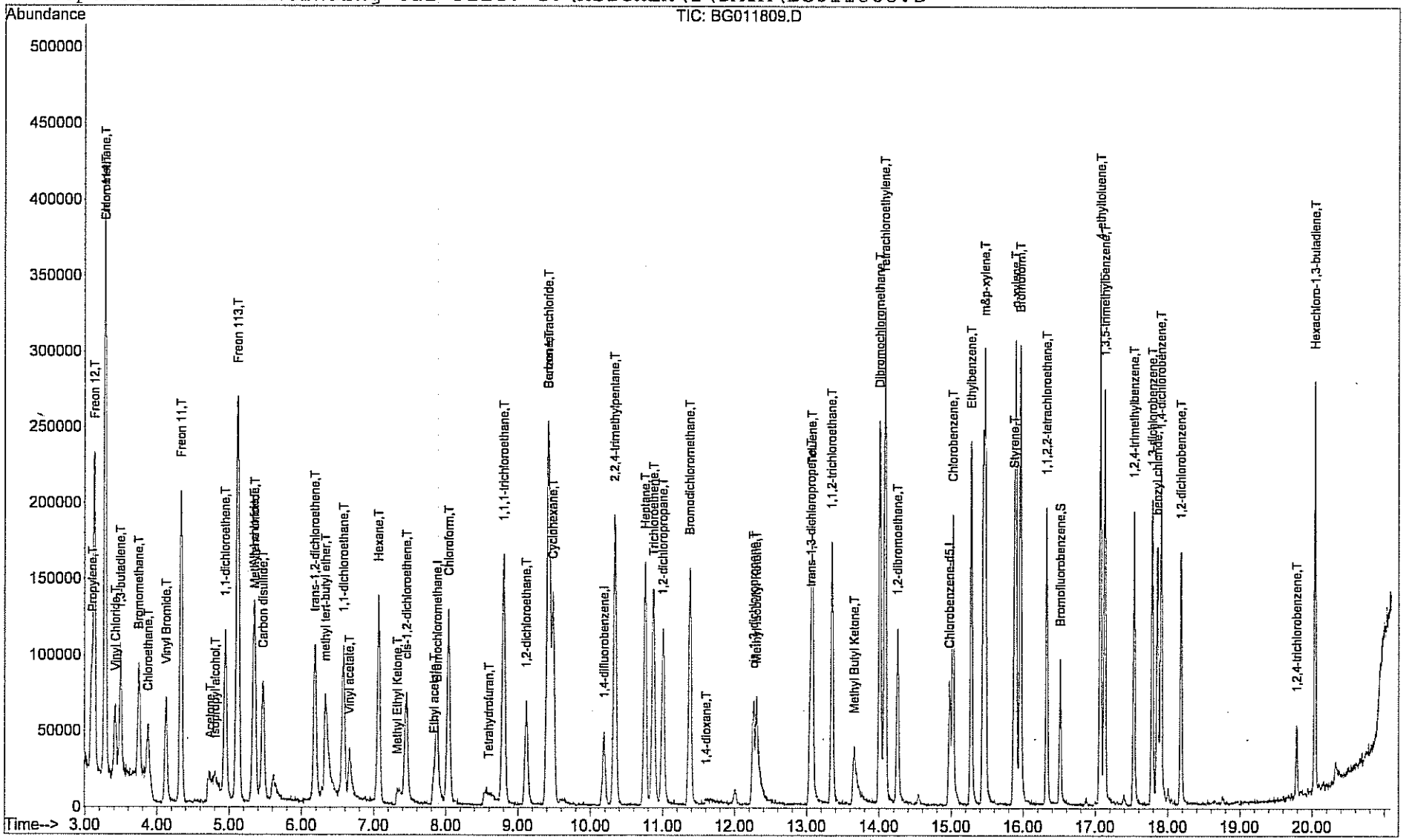

Centek Laboratories, LLC

Quantitation Report (QT Reviewed)

Data File : C:\MSDCHEM\1\DATA\BG011810.D Vial: 10
Acq On : 18 Jan 2011 6:19 pm Operator: LL
Sample : B1UG_1.50 Inst : MSD #2
Misc : 1ugm3 & 0.25TCE,CT, VNCL INIT CAL Multiplr: 1.00
MS Integration Params: RTEINT.P
Quant Time: Jan 19 10:39:06 2011 Quant Results File: B118_1UG.RES

Quant Method : C:\MSDCHEM\1\METHODS\B118_1UG.M (RTE Integrator)
Title : TO-15 VOA Standards for 5 point calibration
Last Update : Wed Jan 19 10:22:13 2011
Response via : Continuing Cal File: C:\MSDCHEM\1\DATA\BG011808.D
DataAcq Meth : B118_1UG

Internal Standards	R.T.	QIon	Response	Conc	Units		Dev(Min)
1) Bromochloromethane	7.87	128	18673	1.00	ppb		0.00
30) 1,4-difluorobenzene	10.18	114	47491	1.00	ppb		0.00
44) Chlorobenzene-d5	14.97	117	55318	1.00	ppb		0.00
System Monitoring Compounds							
57) Bromofluorobenzene	16.51	95	33489	1.05	ppb		0.00
Spiked Amount 1.000	Range 70 - 130		Recovery = 105.00%				
Target Compounds							Qvalue
2) Propylene	3.08	41	29921	1.60	ppb	#	57
3) Freon 12	3.13	85	164680	1.60	ppb		97
4) Chloromethane	3.28	50	60658	1.65	ppb		95
5) Freon 114	3.27	85	154320	1.65	ppb		89
6) Vinyl Chloride	3.41	62	40192	1.64	ppb		82
7) 1,3-butadiene	3.50	39	29806	1.67	ppb		71
8) Bromomethane	3.75	94	45426	1.78	ppb		91
9) Chloroethane	3.87	64	20757	1.52	ppb		89
10) Vinyl Bromide	4.12	106	44262	1.57	ppb		97
11) Freon 11	4.33	101	162178	1.64	ppb		97
12) Acetone	4.73	58	18305m	1.51	ppb		
13) Isopropyl alcohol	4.82	45	31559m	1.55	ppb		
14) 1,1-dichloroethene	4.94	96	43608	1.66	ppb		87
15) Freon 113	5.12	101	105162	1.63	ppb		85
16) Methylene chloride	5.35	84	39900	1.54	ppb	#	78
17) Allyl chloride	5.34	41	44023	1.70	ppb		84
18) Carbon disulfide	5.47	76	128620	1.45	ppb		100
19) trans-1,2-dichloroethene	6.18	61	62182	1.60	ppb		77
20) methyl tert-butyl ether	6.34	73	82613	1.86	ppb		93
21) 1,1-dichloroethane	6.58	63	84853	1.58	ppb		97
22) Vinyl acetate	6.66	43	53202	1.48	ppb		77
23) Methyl Ethyl Ketone	7.36	43	30377m	1.65	ppb		
24) cis-1,2-dichloroethene	7.45	61	40303	1.70	ppb		80
25) Hexane	7.06	41	47287	1.63	ppb		98
26) Ethyl acetate	7.85	43	41423	1.86	ppb		93
27) Chloroform	8.03	83	93588	1.64	ppb		98
28) Tetrahydrofuran	8.68	42	12639m	1.86	ppb		
29) 1,2-dichloroethane	9.12	62	58790	1.64	ppb		95
31) 1,1,1-trichloroethane	8.79	97	110523	1.54	ppb		96
32) Cyclohexane	9.49	56	38301	1.64	ppb	#	70
33) Carbon tetrachloride	9.43	117	125554	1.41	ppb		91
34) Benzene	9.41	78	98552	1.64	ppb		87
35) 1,4-dioxane	11.80	88	6061m	1.48	ppb		
36) 2,2,4-trimethylpentane	10.33	57	121296	1.59	ppb		88
37) Heptane	10.76	43	40314	1.60	ppb		95
38) Trichloroethene	10.88	130	53673	1.57	ppb	#	88
39) 1,2-dichloropropane	11.00	63	36104	1.49	ppb		90
40) Bromodichloromethane	11.38	83	91774	1.42	ppb		89
41) cis-1,3-dichloropropene	12.25	75	31990	1.59	ppb		92
42) trans-1,3-dichloropropene	13.05	75	30891	1.52	ppb		89
43) 1,1,2-trichloroethane	13.35	97	44468	1.40	ppb		87
45) Toluene	13.07	92	61815	1.58	ppb	#	83
46) Methyl Isobutyl Ketone	12.31	43	42014	1.73	ppb		84
47) Dibromochloromethane	14.01	129	99971m	1.35	ppb		
48) Methyl Butyl Ketone	13.67	43	22278m	1.88	ppb		

(#) = qualifier out of range (m) = manual integration

Quantitation Report (QT Reviewed)

Data File : C:\MSDCHEM\1\DATA\BG011810.D Vial: 10
Acq On : 18 Jan 2011 6:19 pm Operator: LL
Sample : B1UG_1.50 Inst : MSD #2
Misc : 1ugm3 & 0.25TCE,CT, VNCL INIT CAL Multiplr: 1.00
MS Integration Params: RTEINT.P
Quant Time: Jan 19 10:39:06 2011 Quant Results File: B118_1UG.RES

Quant Method : C:\MSDCHEM\1\METHODS\B118_1UG.M (RTE Integrator)
Title : TO-15 VOA Standards for 5 point calibration
Last Update : Wed Jan 19 10:22:13 2011
Response via : Continuing Cal File: C:\MSDCHEM\1\DATA\BG011808.D
DataAcq Meth : B118_1UG

	Compound	R.T.	QIon	Response	Conc	Unit		Qvalue
49)	1,2-dibromoethane	14.25	107	57272	1.34	ppb		93
50)	Tetrachloroethylene	14.08	164	61635	1.37	ppb	#	81
51)	Chlorobenzene	15.03	112	86653	1.47	ppb		88
52)	Ethylbenzene	15.28	91	99273	1.68	ppb		76
53)	m&p-xylene	15.47	91	199649	3.41	ppb		76
54)	Styrene	15.87	104	54141	1.55	ppb		93
55)	Bromoform	15.96	173	115003	1.42	ppb		99
56)	o-xylene	15.90	91	104460	1.67	ppb		86
58)	1,1,2,2-tetrachloroethane	16.32	83	64815	1.35	ppb		89
59)	4-ethyltoluene	17.07	105	111249	1.58	ppb		89
60)	1,3,5-trimethylbenzene	17.12	105	97992	1.66	ppb		74
61)	1,2,4-trimethylbenzene	17.53	105	57896	1.63	ppb		84
62)	1,3-dichlorobenzene	17.78	146	60912	1.39	ppb		87
63)	benzyl chloride	17.85	91	72396	1.49	ppb		78
64)	1,4-dichlorobenzene	17.90	146	69520	1.56	ppb		89
65)	1,2-dichlorobenzene	18.19	146	48851	1.44	ppb		83
66)	1,2,4-trichlorobenzene	19.79	180	9294	1.08	ppb	#	78
68)	Hexachloro-1,3-butadiene	20.04	225	34549	1.28	ppb	#	77

(#) = qualifier out of range (m) = manual integration (+) = signals summed

Quantitation Report (QT Reviewed)

Data File : C:\MSDCHEM\1\DATA\BG011810.D Vial: 10
Acq On : 18 Jan 2011 6:19 pm Operator: LL
Sample : B1UG_1.50 Inst : MSD #2
Misc : 1ugm3 & 0.25TCE,CT, VNCL INIT CAL Multiplr: 1.00
MS Integration Params: RTEINT.P
Quant Time: Jan 19 10:41 2011 Quant Results File: B118_1UG.RES

Method : C:\MSDCHEM\1\METHODS\B118_1UG.M (RTE Integrator)
Title : TO-15 VOA Standards for 5 point calibration
Last Update : Tue Feb 01 16:05:43 2011
Response via : Continuing Cal File: C:\MSDCHEM\1\DATA\BG011808.D

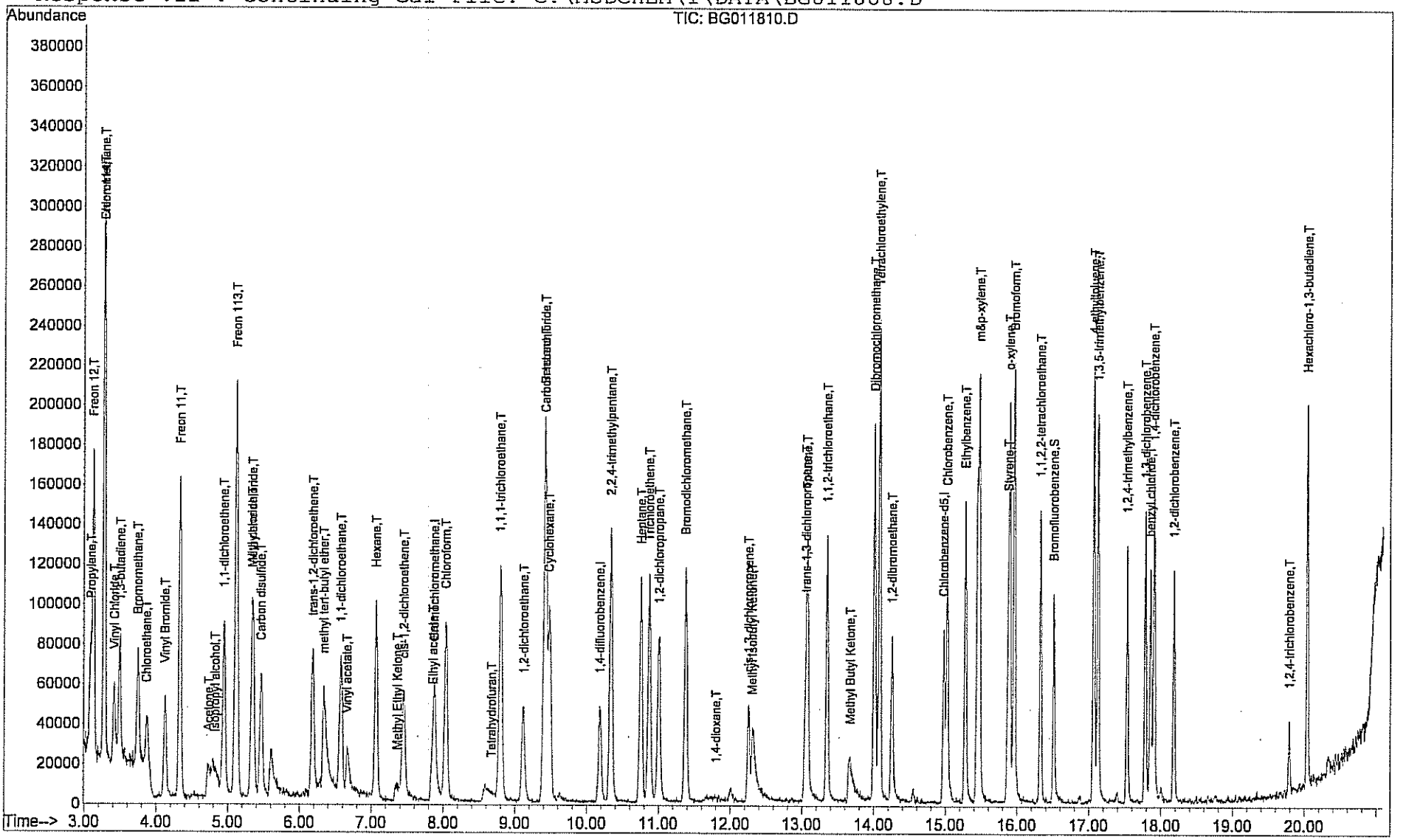

Centek Laboratories, LLC

Quantitation Report (QT Reviewed)

Data File : C:\MSDCHEM\1\DATA\BG011811.D Vial: 11
Acq On : 18 Jan 2011 6:51 pm Operator: LL
Sample : B1UG_1.25 Inst : MSD #2
Misc : 1ugm3 & 0.25TCE,CT, VNCL INIT CAL Multiplr: 1.00
MS Integration Params: RTEINT.P
Quant Time: Jan 19 10:42:00 2011 Quant Results File: B118_1UG.RES

Quant Method : C:\MSDCHEM\1\METHODS\B118_1UG.M (RTE Integrator)
Title : TO-15 VOA Standards for 5 point calibration
Last Update : Wed Jan 19 10:22:13 2011
Response via : Continuing Cal File: C:\MSDCHEM\1\DATA\BG011808.D
DataAcq Meth : B118_1UG

Internal Standards	R.T.	QIon	Response	Conc	Units		Dev(Min)
1) Bromochloromethane	7.88	128	19357	1.00	ppb		0.02
30) 1,4-difluorobenzene	10.20	114	45805	1.00	ppb		0.02
44) Chlorobenzene-d5	14.98	117	46097	1.00	ppb		0.00
System Monitoring Compounds							
57) Bromofluorobenzene	16.52	95	26863	1.01	ppb		0.00
Spiked Amount 1.000	Range 70 - 130		Recovery = 101.00%				
Target Compounds							Qvalue
2) Propylene	3.09	41	24135	1.25	ppb	#	55
3) Freon 12	3.13	85	138777	1.30	ppb		98
4) Chloromethane	3.28	50	47549	1.25	ppb		93
5) Freon 114	3.28	85	121032	1.25	ppb		86
6) Vinyl Chloride	3.42	62	30433	1.20	ppb		91
7) 1,3-butadiene	3.50	39	18600	1.01	ppb	#	60
8) Bromomethane	3.75	94	33947	1.28	ppb		82
9) Chloroethane	3.87	64	16157	1.14	ppb		100
10) Vinyl Bromide	4.13	106	32732	1.12	ppb		99
11) Freon 11	4.34	101	130427	1.27	ppb		98
12) Acetone	4.89	58	10138m	0.81	ppb		
13) Isopropyl alcohol	4.92	45	19422m	0.92	ppb		
14) 1,1-dichloroethene	4.95	96	32243	1.18	ppb		90
15) Freon 113	5.13	101	86395	1.29	ppb		86
16) Methylene chloride	5.36	84	32620	1.22	ppb		86
17) Allyl chloride	5.33	41	31250	1.16	ppb		88
18) Carbon disulfide	5.47	76	99451	1.08	ppb		99
19) trans-1,2-dichloroethene	6.20	61	50668	1.26	ppb		76
20) methyl tert-butyl ether	6.39	73	61102	1.33	ppb		83
21) 1,1-dichloroethane	6.59	63	68809	1.23	ppb		100
22) Vinyl acetate	6.71	43	39935	1.07	ppb		92
23) Methyl Ethyl Ketone	7.48	43	24128m	1.27	ppb		
24) cis-1,2-dichloroethene	7.46	61	31354	1.27	ppb		88
25) Hexane	7.07	41	38384	1.27	ppb		96
26) Ethyl acetate	7.95	43	26659	1.15	ppb		83
27) Chloroform	8.05	83	78318	1.32	ppb		99
28) Tetrahydrofuran	8.66	42	8942m	1.27	ppb		
29) 1,2-dichloroethane	9.12	62	47543	1.28	ppb		97
31) 1,1,1-trichloroethane	8.81	97	92152	1.33	ppb		99
32) Cyclohexane	9.49	56	30638	1.36	ppb	#	73
33) Carbon tetrachloride	9.43	117	102555	1.19	ppb		88
34) Benzene	9.41	78	79873	1.38	ppb		89
35) 1,4-dioxane	11.85	88	4685m	1.19	ppb		
36) 2,2,4-trimethylpentane	10.34	57	96962	1.32	ppb		85
37) Heptane	10.76	43	32075	1.32	ppb		92
38) Trichloroethene	10.87	130	45419	1.37	ppb		91
39) 1,2-dichloropropane	11.01	63	29685	1.27	ppb		94
40) Bromodichloromethane	11.38	83	76879	1.23	ppb		89
41) cis-1,3-dichloropropene	12.26	75	25163	1.30	ppb		87
42) trans-1,3-dichloropropene	13.05	75	23691	1.21	ppb		88
43) 1,1,2-trichloroethane	13.35	97	35025	1.14	ppb		86
45) Toluene	13.08	92	46330	1.42	ppb	#	75
46) Methyl Isobutyl Ketone	12.33	43	31062m	1.54	ppb		
47) Dibromochloromethane	14.02	129	85104m	1.38	ppb		
48) Methyl Butyl Ketone	13.68	43	19512m	1.98	ppb		

(#) = qualifier out of range (m) = manual integration

Quantitation Report (QT Reviewed)

Data File : C:\MSDCHEM\1\DATA\BG011811.D Vial: 11
Acq On : 18 Jan 2011 6:51 pm Operator: LL
Sample : B1UG_1.25 Inst : MSD #2
Misc : 1ugm3 & 0.25TCE,CT, VNCL INIT CAL Multiplr: 1.00
MS Integration Params: RTEINT.P
Quant Time: Jan 19 10:42:00 2011 Quant Results File: B118_1UG.RES

Quant Method : C:\MSDCHEM\1\METHODS\B118_1UG.M (RTE Integrator)
Title : TO-15 VOA Standards for 5 point calibration
Last Update : Wed Jan 19 10:22:13 2011
Response via : Continuing Cal File: C:\MSDCHEM\1\DATA\BG011808.D
DataAcq Meth : B118_1UG

	Compound	R.T.	QIon	Response	Conc	Unit		Qvalue
49)	1,2-dibromoethane	14.25	107	46726	1.31	ppb		97
50)	Tetrachloroethylene	14.08	164	50441	1.34	ppb	#	81
51)	Chlorobenzene	15.02	112	69726	1.42	ppb		88
52)	Ethylbenzene	15.28	91	74700	1.51	ppb		82
53)	m&p-xylene	15.48	91	151116	3.10	ppb		79
54)	Styrene	15.87	104	39300	1.35	ppb		86
55)	Bromoform	15.96	173	95737	1.42	ppb		98
56)	o-xylene	15.90	91	78650m	1.51	ppb		
58)	1,1,2,2-tetrachloroethane	16.33	83	51113	1.28	ppb		94
59)	4-ethyltoluene	17.07	105	79320m	1.35	ppb		
60)	1,3,5-trimethylbenzene	17.13	105	72399m	1.47	ppb		
61)	1,2,4-trimethylbenzene	17.53	105	43512	1.47	ppb		81
62)	1,3-dichlorobenzene	17.78	146	49394	1.36	ppb		84
63)	benzyl chloride	17.85	91	55009	1.36	ppb		73
64)	1,4-dichlorobenzene	17.91	146	51203	1.38	ppb		88
65)	1,2-dichlorobenzene	18.19	146	39511	1.40	ppb		81
66)	1,2,4-trichlorobenzene	19.79	180	6839	0.96	ppb		97
68)	Hexachloro-1,3-butadiene	20.04	225	26235	1.17	ppb		81

(#) = qualifier out of range (m) = manual integration (+) = signals summed

Quantitation Report (QT Reviewed)

Data File : C:\MSDCHEM\1\DATA\BG011811.D Vial: 11
Acq On : 18 Jan 2011 6:51 pm Operator: LL
Sample : B1UG_1.25 Inst : MSD #2
Misc : 1ugm3 & 0.25TCE,CT, VNCL INIT CAL Multiplr: 1.00
MS Integration Params: RTEINT.P
Quant Time: Jan 19 10:45 2011 Quant Results File: B118_1UG.RES

Method : C:\MSDCHEM\1\METHODS\B118_1UG.M (RTE Integrator)
Title : TO-15 VOA Standards for 5 point calibration
Last Update : Tue Feb 01 16:05:43 2011
Response via : Continuing Cal File: C:\MSDCHEM\1\DATA\BG011808.D

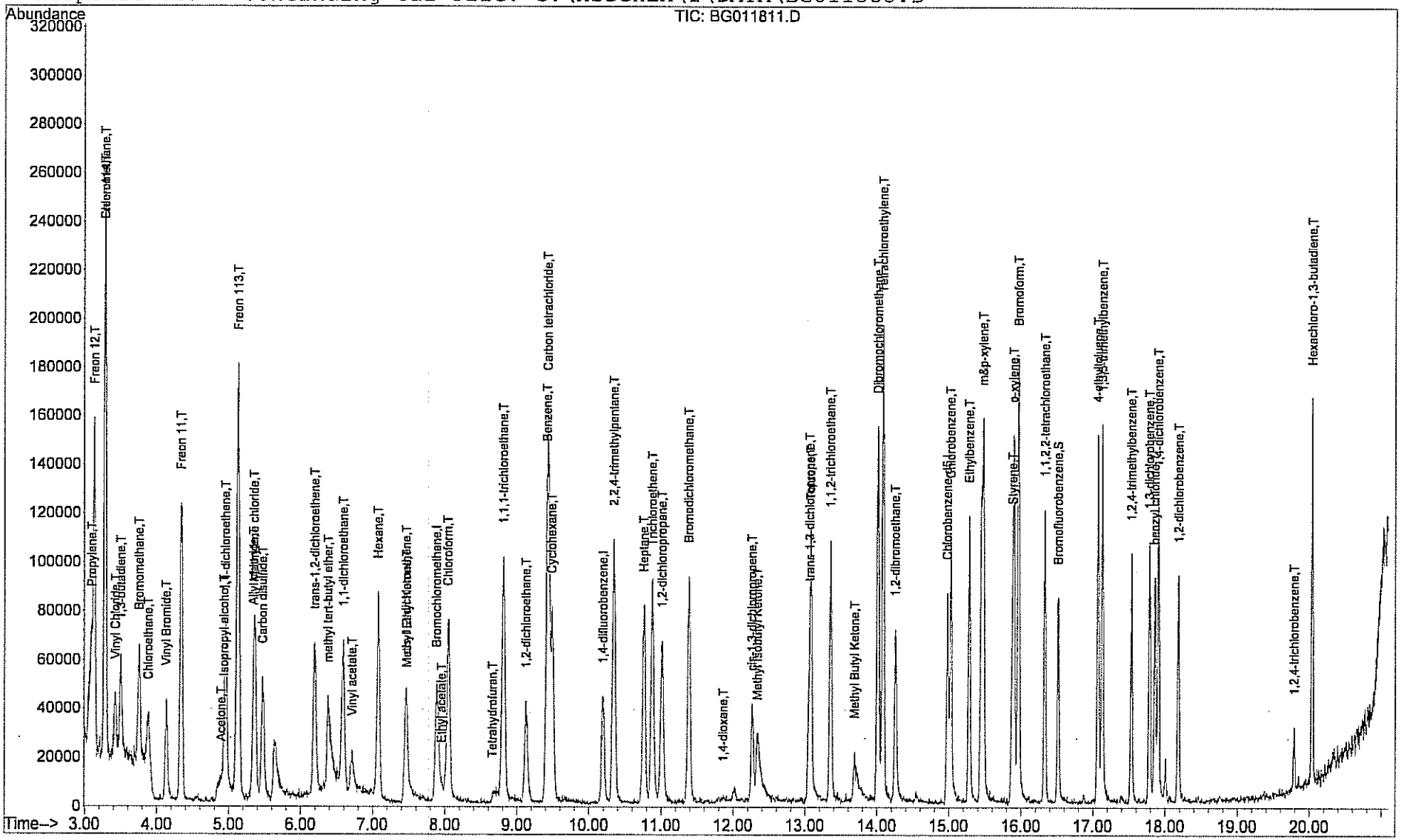

Centek Laboratories, LLC

Quantitation Report (QT Reviewed)

Data File : C:\MSDCHEM\1\DATA\BG011812.D Vial: 12
Acq On : 18 Jan 2011 7:24 pm Operator: LL
Sample : B1UG_0.75 Inst : MSD #2
Misc : 1ugm3 & 0.25TCE,CT, VNCL INIT CAL Multiplr: 1.00
MS Integration Params: RTEINT.P
Quant Time: Jan 19 10:45:17 2011 Quant Results File: B118_1UG.RES

Quant Method : C:\MSDCHEM\1\METHODS\B118_1UG.M (RTE Integrator)
Title : TO-15 VOA Standards for 5 point calibration
Last Update : Wed Jan 19 10:22:13 2011
Response via : Continuing Cal File: C:\MSDCHEM\1\DATA\BG011808.D
DataAcq Meth : B118_1UG

Internal Standards	R.T.	QIon	Response	Conc	Units		Dev(Min)
1) Bromochloromethane	7.87	128	19621	1.00	ppb		0.00
30) 1,4-difluorobenzene	10.18	114	46647	1.00	ppb		0.00
44) Chlorobenzene-d5	14.98	117	46188	1.00	ppb		0.00
System Monitoring Compounds							
57) Bromofluorobenzene	16.51	95	26439	0.99	ppb		0.00
Spiked Amount 1.000	Range 70 - 130		Recovery = 99.00%				
Target Compounds							Qvalue
2) Propylene	3.10	41	16110	0.82	ppb	#	58
3) Freon 12	3.13	85	83294	0.77	ppb		97
4) Chloromethane	3.28	50	29278	0.76	ppb		89
5) Freon 114	3.27	85	74933	0.76	ppb		85
6) Vinyl Chloride	3.42	62	20367	0.79	ppb		89
7) 1,3-butadiene	3.49	39	13742	0.73	ppb		79
8) Bromomethane	3.75	94	20869	0.78	ppb		81
9) Chloroethane	3.87	64	9851	0.69	ppb		97
10) Vinyl Bromide	4.13	106	19539	0.66	ppb		96
11) Freon 11	4.33	101	78381	0.75	ppb		96
12) Acetone	4.88	58	7894m	0.62	ppb		
13) Isopropyl alcohol	4.88	45	14923m	0.70	ppb		
14) 1,1-dichloroethene	4.94	96	20553m	0.74	ppb		
15) Freon 113	5.12	101	52926	0.78	ppb		84
16) Methylene chloride	5.35	84	20534	0.76	ppb	#	70
17) Allyl chloride	5.33	41	17684	0.65	ppb		91
18) Carbon disulfide	5.47	76	60367	0.65	ppb		99
19) trans-1,2-dichloroethene	6.19	61	27653	0.68	ppb		79
20) methyl tert-butyl ether	6.39	73	29121	0.62	ppb		89
21) 1,1-dichloroethane	6.58	63	40852	0.72	ppb		93
22) Vinyl acetate	6.70	43	23753	0.63	ppb		78
23) Methyl Ethyl Ketone	7.48	43	14081m	0.73	ppb		
24) cis-1,2-dichloroethene	7.45	61	18405	0.74	ppb		86
25) Hexane	7.06	41	23780	0.78	ppb		93
26) Ethyl acetate	7.95	43	17349m	0.74	ppb		
27) Chloroform	8.03	83	44940	0.75	ppb		91
28) Tetrahydrofuran	8.85	42	5750m	0.81	ppb		
29) 1,2-dichloroethane	9.11	62	28157	0.75	ppb		93
31) 1,1,1-trichloroethane	8.80	97	54229	0.77	ppb		92
32) Cyclohexane	9.49	56	14976	0.65	ppb	#	58
33) Carbon tetrachloride	9.43	117	60643	0.69	ppb		87
34) Benzene	9.41	78	47043	0.80	ppb		82
35) 1,4-dioxane	11.91	88	2552m	0.63	ppb		
36) 2,2,4-trimethylpentane	10.34	57	52670	0.70	ppb	#	54
37) Heptane	10.75	43	16143	0.65	ppb		92
38) Trichloroethene	10.86	130	26741	0.79	ppb		91
39) 1,2-dichloropropane	11.01	63	16578	0.70	ppb		88
40) Bromodichloromethane	11.37	83	48226	0.76	ppb		92
41) cis-1,3-dichloropropene	12.25	75	13902	0.70	ppb	#	66
42) trans-1,3-dichloropropene	13.05	75	12622m	0.63	ppb		
43) 1,1,2-trichloroethane	13.35	97	19695	0.63	ppb		77
45) Toluene	13.07	92	22643	0.69	ppb	#	71
46) Methyl Isobutyl Ketone	12.35	43	16488	0.82	ppb	#	63
47) Dibromochloromethane	14.01	129	50510	0.82	ppb		97
48) Methyl Butyl Ketone	13.69	43	9167m	0.93	ppb		

(#) = qualifier out of range (m) = manual integration

Quantitation Report (QT Reviewed)

Data File : C:\MSDCHEM\1\DATA\BG011812.D Vial: 12
Acq On : 18 Jan 2011 7:24 pm Operator: LL
Sample : B1UG_0.75 Inst : MSD #2
Misc : 1ugm3 & 0.25TCE,CT, VNCL INIT CAL Multiplr: 1.00
MS Integration Params: RTEINT.P
Quant Time: Jan 19 10:45:17 2011 Quant Results File: B118_1UG.RES

Quant Method : C:\MSDCHEM\1\METHODS\B118_1UG.M (RTE Integrator)
Title : TO-15 VOA Standards for 5 point calibration
Last Update : Wed Jan 19 10:22:13 2011
Response via : Continuing Cal File: C:\MSDCHEM\1\DATA\BG011808.D
DataAcq Meth : B118_1UG

	Compound	R.T.	QIon	Response	Conc	Unit		Qvalue
49)	1,2-dibromoethane	14.25	107	26108	0.73	ppb		97
50)	Tetrachloroethylene	14.08	164	30113	0.80	ppb		93
51)	Chlorobenzene	15.02	112	37861	0.77	ppb		88
52)	Ethylbenzene	15.28	91	36152	0.73	ppb		73
53)	m&p-xylene	15.47	91	67512	1.38	ppb		77
54)	Styrene	15.88	104	20559	0.71	ppb		93
55)	Bromoform	15.96	173	50556	0.75	ppb		97
56)	o-xylene	15.89	91	35828	0.69	ppb		88
58)	1,1,2,2-tetrachloroethane	16.32	83	29790	0.74	ppb		88
59)	4-ethyltoluene	17.07	105	37665	0.64	ppb		91
60)	1,3,5-trimethylbenzene	17.12	105	29399m	0.60	ppb		
61)	1,2,4-trimethylbenzene	17.53	105	21578	0.73	ppb		82
62)	1,3-dichlorobenzene	17.78	146	25047	0.69	ppb		82
63)	benzyl chloride	17.85	91	29912	0.74	ppb		79
64)	1,4-dichlorobenzene	17.91	146	24736	0.67	ppb		83
65)	1,2-dichlorobenzene	18.18	146	20576	0.73	ppb	#	82
66)	1,2,4-trichlorobenzene	19.79	180	3641	0.51	ppb	#	68
68)	Hexachloro-1,3-butadiene	20.04	225	15448	0.68	ppb		80

(#) = qualifier out of range (m) = manual integration (+) = signals summed

Quantitation Report (QT Reviewed)

Data File : C:\MSDCHEM\1\DATA\BG011812.D Vial: 12
Acq On : 18 Jan 2011 7:24 pm Operator: LL
Sample : B1UG_0.75 Inst : MSD #2
Misc : 1ugm3 & 0.25TCE,CT, VNCL INIT CAL Multiplr: 1.00
MS Integration Params: RTEINT.P
Quant Time: Jan 19 10:48 2011 Quant Results File: B118_1UG.RES

Method : C:\MSDCHEM\1\METHODS\B118_1UG.M (RTE Integrator)
Title : TO-15 VOA Standards for 5 point calibration
Last Update : Tue Feb 01 16:05:43 2011
Response via : Continuing Cal File: C:\MSDCHEM\1\DATA\BG011808.D

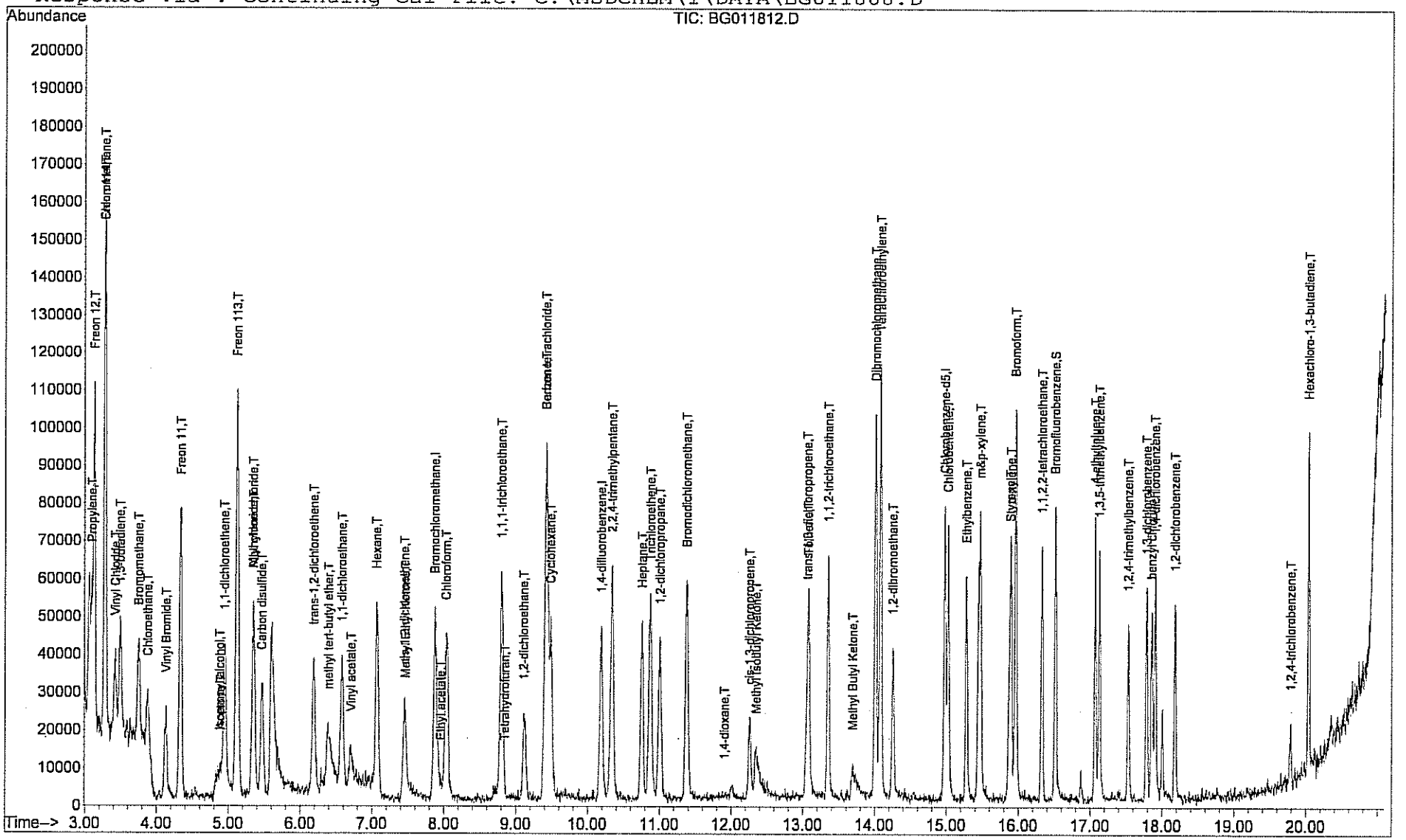

Centek Laboratories, LLC

Quantitation Report (QT Reviewed)

Data File : C:\MSDCHEM\1\DATA\BG011813.D Vial: 13
Acq On : 18 Jan 2011 7:56 pm Operator: LL
Sample : B1UG_0.50 Inst : MSD #2
Misc : 1ugm3 & 0.25TCE,CT, VNCL INIT CAL Multiplr: 1.00
MS Integration Params: RTEINT.P
Quant Time: Jan 19 10:49:37 2011 Quant Results File: B118_1UG.RES

Quant Method : C:\MSDCHEM\1\METHODS\B118_1UG.M (RTE Integrator)
Title : TO-15 VOA Standards for 5 point calibration
Last Update : Wed Jan 19 10:22:13 2011
Response via : Continuing Cal File: C:\MSDCHEM\1\DATA\BG011808.D
DataAcq Meth : B118_1UG

Internal Standards	R.T.	QIon	Response	Conc	Units		Dev(Min)
1) Bromochloromethane	7.87	128	18539	1.00	ppb		0.00
30) 1,4-difluorobenzene	10.18	114	43029	1.00	ppb		0.00
44) Chlorobenzene-d5	14.97	117	48020	1.00	ppb		0.00
System Monitoring Compounds							
57) Bromofluorobenzene	16.51	95	25284	0.91	ppb		0.00
Spiked Amount 1.000	Range 70 - 130		Recovery = 91.00%				
Target Compounds							Qvalue
2) Propylene	3.10	41	11640	0.63	ppb	#	64
3) Freon 12	3.13	85	57683	0.57	ppb		93
4) Chloromethane	3.27	50	19967	0.55	ppb		92
5) Freon 114	3.27	85	51155	0.55	ppb		87
6) Vinyl Chloride	3.41	62	13119	0.54	ppb		81
7) 1,3-butadiene	3.50	39	8292	0.47	ppb	#	33
8) Bromomethane	3.75	94	14328	0.57	ppb		77
9) Chloroethane	3.86	64	8441	0.62	ppb		83
10) Vinyl Bromide	4.12	106	14806	0.53	ppb		82
11) Freon 11	4.33	101	52489	0.53	ppb		96
12) Acetone	4.78	58	7172m	0.60	ppb		
13) Isopropyl alcohol	4.89	45	12576m	0.62	ppb		
14) 1,1-dichloroethene	4.95	96	14435	0.55	ppb		86
15) Freon 113	5.12	101	34075	0.53	ppb	#	81
16) Methylene chloride	5.36	84	13378m	0.52	ppb		
17) Allyl chloride	5.34	41	14350	0.56	ppb		96
18) Carbon disulfide	5.46	76	47362	0.54	ppb		98
19) trans-1,2-dichloroethene	6.18	61	22759	0.59	ppb		82
20) methyl tert-butyl ether	6.40	73	24512	0.56	ppb		80
21) 1,1-dichloroethane	6.58	63	29962	0.56	ppb		99
22) Vinyl acetate	6.68	43	18445	0.52	ppb		86
23) Methyl Ethyl Ketone	7.47	43	9537	0.52	ppb	#	59
24) cis-1,2-dichloroethene	7.45	61	12350	0.52	ppb		92
25) Hexane	7.07	41	17566	0.61	ppb	#	84
26) Ethyl acetate	7.90	43	14514	0.66	ppb		86
27) Chloroform	8.03	83	31147	0.55	ppb		99
28) Tetrahydrofuran	8.70	42	3829m	0.57	ppb		
29) 1,2-dichloroethane	9.12	62	19509	0.55	ppb	#	63
31) 1,1,1-trichloroethane	8.80	97	34499	0.53	ppb		91
32) Cyclohexane	9.49	56	8878	0.42	ppb	#	54
33) Carbon tetrachloride	9.42	117	42965	0.53	ppb		94
34) Benzene	9.40	78	30285	0.56	ppb		86
35) 1,4-dioxane	11.85	88	1611m	0.43	ppb		
36) 2,2,4-trimethylpentane	10.34	57	30620	0.44	ppb		77
37) Heptane	10.76	43	9925	0.44	ppb		86
38) Trichloroethene	10.86	130	17172	0.55	ppb		95
39) 1,2-dichloropropane	10.99	63	10854	0.50	ppb		89
40) Bromodichloromethane	11.38	83	29806	0.51	ppb		79
41) cis-1,3-dichloropropene	12.26	75	9179	0.50	ppb		86
42) trans-1,3-dichloropropene	13.05	75	8230	0.45	ppb	#	57
43) 1,1,2-trichloroethane	13.35	97	14346	0.50	ppb		93
45) Toluene	13.07	92	15899	0.47	ppb		87
46) Methyl Isobutyl Ketone	12.36	43	9653	0.46	ppb	#	64
47) Dibromochloromethane	14.01	129	33903	0.53	ppb		89
48) Methyl Butyl Ketone	13.72	43	6736m	0.66	ppb		

(#) = qualifier out of range (m) = manual integration

Quantitation Report (QT Reviewed)

Data File : C:\MSDCHEM\1\DATA\BG011813.D Vial: 13
Acq On : 18 Jan 2011 7:56 pm Operator: LL
Sample : B1UG_0.50 Inst : MSD #2
Misc : 1ugm3 & 0.25TCE,CT, VNCL INIT CAL Multiplr: 1.00
MS Integration Params: RTEINT.P
Quant Time: Jan 19 10:49:37 2011 Quant Results File: B118_1UG.RES

Quant Method : C:\MSDCHEM\1\METHODS\B118_1UG.M (RTE Integrator)
Title : TO-15 VOA Standards for 5 point calibration
Last Update : Wed Jan 19 10:22:13 2011
Response via : Continuing Cal File: C:\MSDCHEM\1\DATA\BG011808.D
DataAcq Meth : B118_1UG

	Compound	R.T.	QIon	Response	Conc	Unit		Qvalue
49)	1,2-dibromoethane	14.25	107	17982	0.48	ppb		93
50)	Tetrachloroethylene	14.08	164	18329	0.47	ppb	#	74
51)	Chlorobenzene	15.02	112	25314	0.50	ppb		88
52)	Ethylbenzene	15.28	91	24511	0.48	ppb		77
53)	m&p-xylene	15.47	91	41661	0.82	ppb		80
54)	Styrene	15.87	104	12553m	0.42	ppb		
55)	Bromoform	15.96	173	33520	0.48	ppb		96
56)	o-xylene	15.90	91	21298	0.39	ppb		84
58)	1,1,2,2-tetrachloroethane	16.32	83	19233	0.46	ppb		92
59)	4-ethyltoluene	17.07	105	22768	0.37	ppb		89
60)	1,3,5-trimethylbenzene	17.13	105	19864	0.39	ppb		80
61)	1,2,4-trimethylbenzene	17.53	105	13522	0.44	ppb		90
62)	1,3-dichlorobenzene	17.79	146	16865	0.44	ppb		87
63)	benzyl chloride	17.85	91	20492	0.49	ppb		72
64)	1,4-dichlorobenzene	17.91	146	16351	0.42	ppb		85
65)	1,2-dichlorobenzene	18.18	146	13998	0.48	ppb		92
66)	1,2,4-trichlorobenzene	19.80	180	3033	0.41	ppb	#	55
68)	Hexachloro-1,3-butadiene	20.03	225	10176	0.43	ppb	#	51

(#) = qualifier out of range (m) = manual integration (+) = signals summed

Quantitation Report (QT Reviewed)

Data File : C:\MSDCHEM\1\DATA\BG011813.D Vial: 13
Acq On : 18 Jan 2011 7:56 pm Operator: LL
Sample : B1UG_0.50 Inst : MSD #2
Misc : 1ugm3 & 0.25TCE,CT, VNCL INIT CAL Multiplr: 1.00
MS Integration Params: RTEINT.P
Quant Time: Jan 19 10:52 2011 Quant Results File: B118_1UG.RES

Method : C:\MSDCHEM\1\METHODS\B118_1UG.M (RTE Integrator)
Title : TO-15 VOA Standards for 5 point calibration
Last Update : Tue Feb 01 16:05:43 2011
Response via : Continuing Cal File: C:\MSDCHEM\1\DATA\BG011808.D

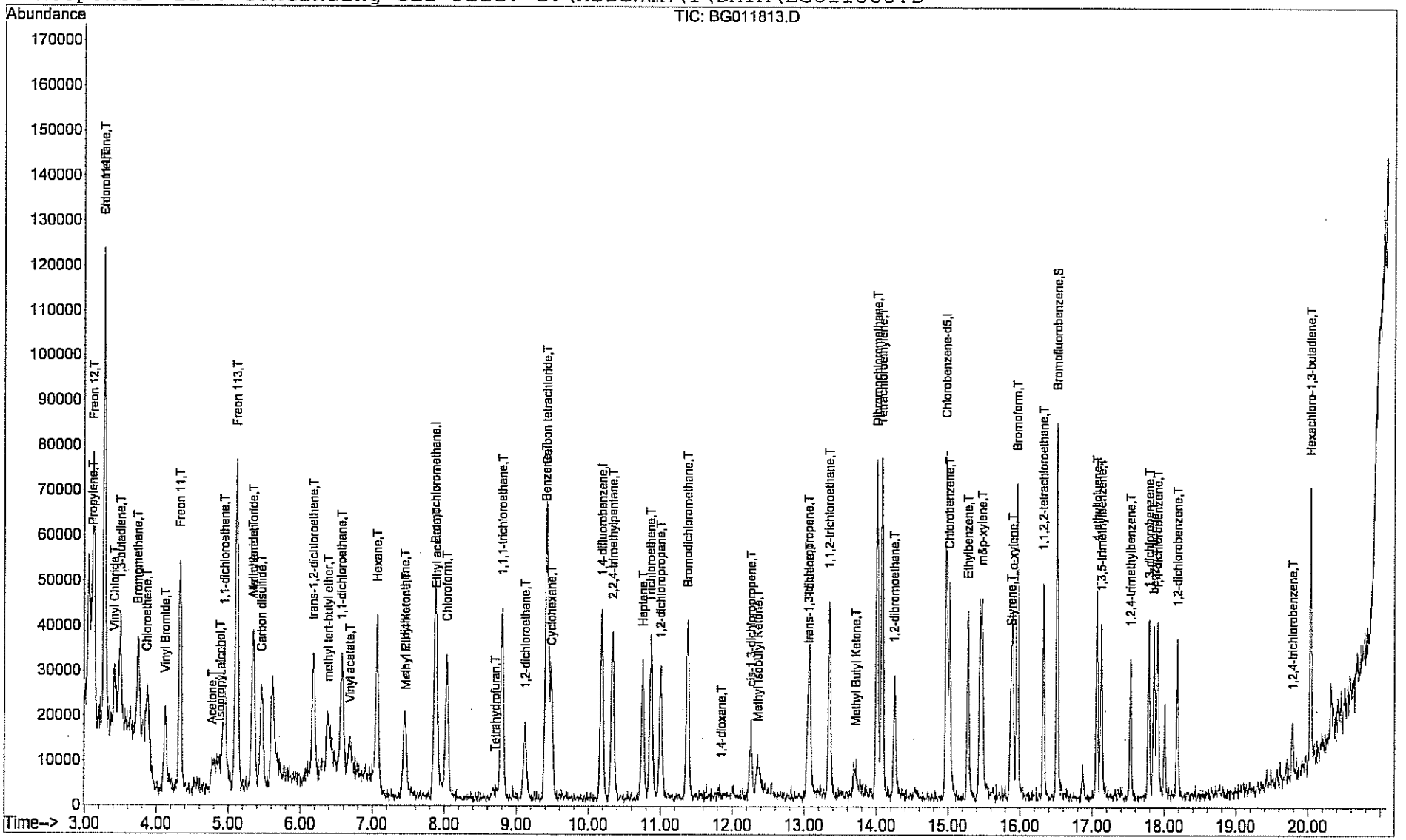

Quantitation Report (QT Reviewed)

Data File : C:\MSDCHEM\1\DATA\BG011814.D Vial: 14
Acq On : 18 Jan 2011 8:28 pm Operator: LL
Sample : B1UG_0.30 Inst : MSD #2
Misc : 1ugm3 & 0.25TCE,CT, VNCL INIT CAL Multiplr: 1.00
MS Integration Params: RTEINT.P
Quant Time: Jan 19 10:53:08 2011 Quant Results File: B118_1UG.RES

Quant Method : C:\MSDCHEM\1\METHODS\B118_1UG.M (RTE Integrator)
Title : TO-15 VOA Standards for 5 point calibration
Last Update : Wed Jan 19 10:22:13 2011
Response via : Continuing Cal File: C:\MSDCHEM\1\DATA\BG011808.D
DataAcq Meth : B118_1UG

Internal Standards	R.T.	QIon	Response	Conc	Units		Dev(Min)
1) Bromochloromethane	7.88	128	17517	1.00	ppb		0.01
30) 1,4-difluorobenzene	10.18	114	39225	1.00	ppb		0.00
44) Chlorobenzene-d5	14.98	117	42713	1.00	ppb		0.00
System Monitoring Compounds							
57) Bromofluorobenzene	16.51	95	20755	0.84	ppb		0.00
Spiked Amount 1.000	Range 70 - 130		Recovery = 84.00%				
Target Compounds							Qvalue
2) Propylene	3.09	41	7210	0.41	ppb	#	63
3) Freon 12	3.12	85	34652	0.36	ppb		98
4) Chloromethane	3.27	50	13049	0.38	ppb		90
5) Freon 114	3.28	85	30328	0.35	ppb		83
6) Vinyl Chloride	3.42	62	8618	0.38	ppb		83
7) 1,3-butadiene	3.49	39	5713	0.34	ppb	#	56
8) Bromomethane	3.74	94	9712	0.41	ppb		94
9) Chloroethane	3.87	64	3750	0.29	ppb		79
10) Vinyl Bromide	4.12	106	7983	0.30	ppb		84
11) Freon 11	4.33	101	34296	0.37	ppb		99
12) Acetone	4.82	58	4055m	0.36	ppb		
13) Isopropyl alcohol	4.90	45	7509m	0.39	ppb		
14) 1,1-dichloroethene	4.94	96	8707	0.35	ppb	#	81
15) Freon 113	5.12	101	24508	0.40	ppb	#	82
16) Methylene chloride	5.36	84	9430	0.39	ppb		89
17) Allyl chloride	5.33	41	7502	0.31	ppb	#	42
18) Carbon disulfide	5.46	76	30960	0.37	ppb		99
19) trans-1,2-dichloroethene	6.17	61	11893	0.33	ppb	#	67
20) methyl tert-butyl ether	6.41	73	14797m	0.35	ppb		
21) 1,1-dichloroethane	6.58	63	18704	0.37	ppb		91
22) Vinyl acetate	6.69	43	9771m	0.29	ppb		
23) Methyl Ethyl Ketone	7.51	43	6331m	0.37	ppb		
24) cis-1,2-dichloroethene	7.46	61	7088m	0.32	ppb		
25) Hexane	7.06	41	10422	0.38	ppb		83
26) Ethyl acetate	7.93	43	8164m	0.39	ppb		
27) Chloroform	8.04	83	20189	0.38	ppb		89
28) Tetrahydrofuran	8.89	42	2224m	0.35	ppb		
29) 1,2-dichloroethane	9.12	62	11109	0.33	ppb		96
31) 1,1,1-trichloroethane	8.79	97	21594	0.36	ppb		90
32) Cyclohexane	9.48	56	5359	0.28	ppb	#	37
33) Carbon tetrachloride	9.42	117	25631	0.35	ppb		91
34) Benzene	9.41	78	16780	0.34	ppb		97
35) 1,4-dioxane	12.08	88	661m	0.20	ppb		
36) 2,2,4-trimethylpentane	10.33	57	17199	0.27	ppb		74
37) Heptane	10.75	43	5576	0.27	ppb	#	40
38) Trichloroethene	10.85	130	10708	0.38	ppb		91
39) 1,2-dichloropropane	11.01	63	7181	0.36	ppb		81
40) Bromodichloromethane	11.38	83	19355	0.36	ppb		76
41) cis-1,3-dichloropropene	12.25	75	5889	0.35	ppb		95
42) trans-1,3-dichloropropene	13.05	75	4277m	0.25	ppb		
43) 1,1,2-trichloroethane	13.36	97	8536	0.33	ppb		81
45) Toluene	13.07	92	9131	0.30	ppb		94
46) Methyl Isobutyl Ketone	12.37	43	4261	0.23	ppb	#	54
47) Dibromochloromethane	14.02	129	21265	0.37	ppb		93
48) Methyl Butyl Ketone	13.72	43	3578m	0.39	ppb		

(#) = qualifier out of range (m) = manual integration

Quantitation Report (QT Reviewed)

Data File : C:\MSDCHEM\1\DATA\BG011814.D Vial: 14
Acq On : 18 Jan 2011 8:28 pm Operator: LL
Sample : B1UG_0.30 Inst : MSD #2
Misc : 1ugm3 & 0.25TCE,CT, VNCL INIT CAL Multiplr: 1.00
MS Integration Params: RTEINT.P
Quant Time: Jan 19 10:53:08 2011 Quant Results File: B118_1UG.RES

Quant Method : C:\MSDCHEM\1\METHODS\B118_1UG.M (RTE Integrator)
Title : TO-15 VOA Standards for 5 point calibration
Last Update : Wed Jan 19 10:22:13 2011
Response via : Continuing Cal File: C:\MSDCHEM\1\DATA\BG011808.D
DataAcq Meth : B118_1UG

	Compound	R.T.	QIon	Response	Conc	Unit		Qvalue
49)	1,2-dibromoethane	14.25	107	9801	0.30	ppb		94
50)	Tetrachloroethylene	14.08	164	11811	0.34	ppb		87
51)	Chlorobenzene	15.03	112	13261	0.29	ppb		92
52)	Ethylbenzene	15.28	91	11172	0.24	ppb	#	49
53)	m&p-xylene	15.44	91	21208	0.47	ppb		79
54)	Styrene	15.88	104	7156	0.27	ppb		95
55)	Bromoform	15.96	173	17947	0.29	ppb		93
56)	o-xylene	15.89	91	10775	0.22	ppb		73
58)	1,1,2,2-tetrachloroethane	16.33	83	12744	0.34	ppb		95
59)	4-ethyltoluene	17.06	105	12746	0.23	ppb		82
60)	1,3,5-trimethylbenzene	17.13	105	10570	0.23	ppb		74
61)	1,2,4-trimethylbenzene	17.54	105	8081	0.29	ppb		96
62)	1,3-dichlorobenzene	17.78	146	8872	0.26	ppb		95
63)	benzyl chloride	17.85	91	11705	0.31	ppb		68
64)	1,4-dichlorobenzene	17.90	146	9362	0.27	ppb		95
65)	1,2-dichlorobenzene	18.18	146	8287	0.32	ppb		83
66)	1,2,4-trichlorobenzene	19.79	180	2269m	0.34	ppb		
68)	Hexachloro-1,3-butadiene	20.04	225	4959m	0.24	ppb		

(#) = qualifier out of range (m) = manual integration (+) = signals summed

Quantitation Report (QT Reviewed)

Data File : C:\MSDCHEM\1\DATA\BG011814.D Vial: 14
Acq On : 18 Jan 2011 8:28 pm Operator: LL
Sample : B1UG_0.30 Inst : MSD #2
Misc : 1ugm3 & 0.25TCE,CT, VNCL INIT CAL Multiplr: 1.00
MS Integration Params: RTEINT.P
Quant Time: Jan 19 10:57 2011 Quant Results File: B118_1UG.RES

Method : C:\MSDCHEM\1\METHODS\B118_1UG.M (RTE Integrator)
Title : TO-15 VOA Standards for 5 point calibration
Last Update : Tue Feb 01 16:05:43 2011
Response via : Continuing Cal File: C:\MSDCHEM\1\DATA\BG011808.D

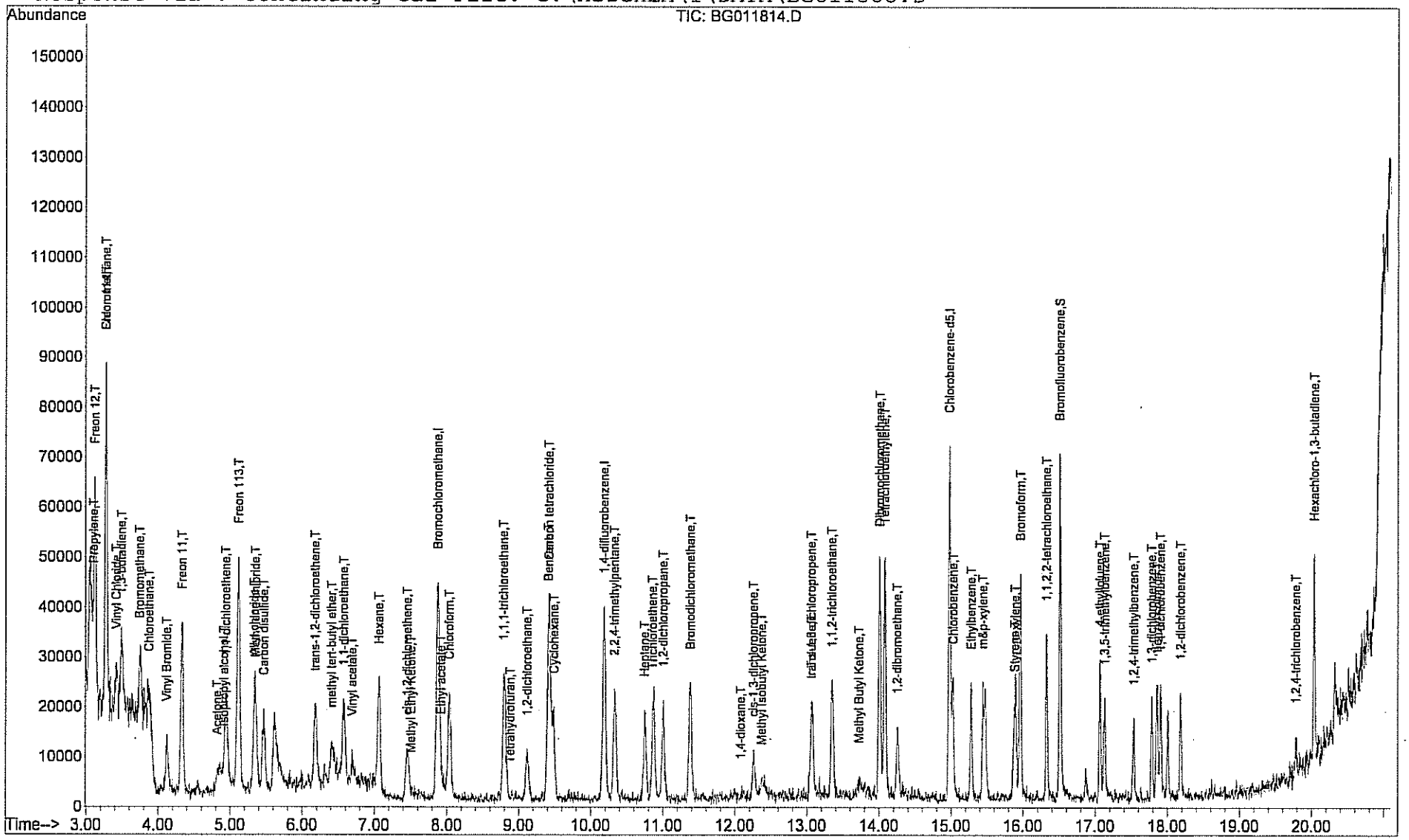

Centek Laboratories, LLC

Quantitation Report (QT Reviewed)

Data File : C:\MSDCHEM\1\DATA\BG011815.D Vial: 15
Acq On : 18 Jan 2011 9:00 pm Operator: LL
Sample : B1UG_0.15 Inst : MSD #2
Misc : 1ugm3 & 0.25TCE,CT, VNCL INIT CAL Multiplr: 1.00
MS Integration Params: RTEINT.P
Quant Time: Jan 19 10:59:38 2011 Quant Results File: B118_1UG.RES

Quant Method : C:\MSDCHEM\1\METHODS\B118_1UG.M (RTE Integrator)
Title : TO-15 VOA Standards for 5 point calibration
Last Update : Wed Jan 19 10:22:13 2011
Response via : Continuing Cal File: C:\MSDCHEM\1\DATA\BG011808.D
DataAcq Meth : B118_1UG

Internal Standards	R.T.	QIon	Response	Conc	Units		Dev(Min)
1) Bromochloromethane	7.88	128	17141	1.00	ppb		0.00
30) 1,4-difluorobenzene	10.20	114	37207	1.00	ppb		0.01
44) Chlorobenzene-d5	14.97	117	40007	1.00	ppb		0.00
System Monitoring Compounds							
57) Bromofluorobenzene	16.51	95	20113	0.87	ppb		0.00
Spiked Amount 1.000	Range 70 - 130		Recovery = 87.00%				
Target Compounds							Qvalue
2) Propylene	3.09	41	5272m	0.31	ppb		
3) Freon 12	3.12	85	19312	0.20	ppb		91
4) Chloromethane	3.26	50	7475	0.22	ppb		83
5) Freon 114	3.27	85	17855	0.21	ppb		86
6) Vinyl Chloride	3.42	62	4641	0.21	ppb		82
7) 1,3-butadiene	3.49	39	4065	0.25	ppb		99
8) Bromomethane	3.74	94	5331m	0.23	ppb		
9) Chloroethane	3.87	64	2806	0.22	ppb	#	60
10) Vinyl Bromide	4.12	106	4623	0.18	ppb		97
11) Freon 11	4.33	101	19072	0.21	ppb		96
12) Acetone	4.85	58	2710m	0.24	ppb		
13) Isopropyl alcohol	4.94	45	4900m	0.26	ppb		
14) 1,1-dichloroethene	4.94	96	4423	0.18	ppb		94
15) Freon 113	5.12	101	13830	0.23	ppb		92
16) Methylene chloride	5.35	84	5619	0.24	ppb		94
17) Allyl chloride	5.33	41	4275	0.18	ppb	#	65
18) Carbon disulfide	5.47	76	20360	0.25	ppb		93
19) trans-1,2-dichloroethene	6.19	61	8018m	0.22	ppb		
20) methyl tert-butyl ether	6.46	73	8066m	0.20	ppb		
21) 1,1-dichloroethane	6.58	63	9740	0.20	ppb		100
22) Vinyl acetate	6.71	43	5967	0.18	ppb		81
24) cis-1,2-dichloroethene	7.46	61	4689m	0.21	ppb		
25) Hexane	7.06	41	6510m	0.24	ppb		
26) Ethyl acetate	7.95	43	4253m	0.21	ppb		
27) Chloroform	8.04	83	10373	0.20	ppb		82
28) Tetrahydrofuran	8.86	42	860m	0.14	ppb		
29) 1,2-dichloroethane	9.12	62	6262	0.19	ppb		66
31) 1,1,1-trichloroethane	8.80	97	12715	0.23	ppb		90
32) Cyclohexane	9.47	56	3094	0.17	ppb	#	82
33) Carbon tetrachloride	9.41	117	14642	0.21	ppb		87
34) Benzene	9.41	78	9783m	0.21	ppb		
36) 2,2,4-trimethylpentane	10.34	57	9228	0.15	ppb		85
37) Heptane	10.76	43	3093m	0.16	ppb		
38) Trichloroethene	10.85	130	4908m	0.18	ppb		
39) 1,2-dichloropropane	11.01	63	3555m	0.19	ppb		
40) Bromodichloromethane	11.38	83	11075	0.22	ppb		98
41) cis-1,3-dichloropropene	12.28	75	2903	0.18	ppb		68
42) trans-1,3-dichloropropene	13.05	75	3846m	0.24	ppb		
43) 1,1,2-trichloroethane	13.36	97	5514m	0.22	ppb		
45) Toluene	13.08	92	4301	0.15	ppb	#	69
46) Methyl Isobutyl Ketone	12.46	43	2824m	0.16	ppb		
47) Dibromochloromethane	14.02	129	9190m	0.17	ppb		
48) Methyl Butyl Ketone	13.72	43	2080m	0.24	ppb		
49) 1,2-dibromoethane	14.26	107	5160	0.17	ppb		95
50) Tetrachloroethylene	14.08	164	5788m	0.18	ppb		

(#) = qualifier out of range (m) = manual integration

Quantitation Report (QT Reviewed)

Data File : C:\MSDCHEM\1\DATA\BG011815.D Vial: 15
Acq On : 18 Jan 2011 9:00 pm Operator: LL
Sample : B1UG_0.15 Inst : MSD #2
Misc : 1ugm3 & 0.25TCE,CT, VNCL INIT CAL Multiplr: 1.00
MS Integration Params: RTEINT.P
Quant Time: Jan 19 10:59:38 2011 Quant Results File: B118_1UG.RES

Quant Method : C:\MSDCHEM\1\METHODS\B118_1UG.M (RTE Integrator)
Title : TO-15 VOA Standards for 5 point calibration
Last Update : Wed Jan 19 10:22:13 2011
Response via : Continuing Cal File: C:\MSDCHEM\1\DATA\BG011808.D
DataAcq Meth : B118_1UG

	Compound	R.T.	QIon	Response	Conc	Unit		Qvalue
51)	Chlorobenzene	15.02	112	7623	0.18	ppb		89
52)	Ethylbenzene	15.28	91	7367	0.17	ppb		89
53)	m&p-xylene	15.47	91	11016	0.26	ppb		75
54)	Styrene	15.87	104	4961	0.20	ppb		80
55)	Bromoform	15.96	173	10489	0.18	ppb		84
56)	o-xylene	15.90	91	5717	0.13	ppb		89
58)	1,1,2,2-tetrachloroethane	16.33	83	6368	0.18	ppb		94
59)	4-ethyltoluene	17.06	105	7332	0.14	ppb		80
60)	1,3,5-trimethylbenzene	17.12	105	5939	0.14	ppb		67
61)	1,2,4-trimethylbenzene	17.53	105	3853	0.15	ppb		77
62)	1,3-dichlorobenzene	17.77	146	4057	0.13	ppb		85
63)	benzyl chloride	17.86	91	8129	0.23	ppb		72
64)	1,4-dichlorobenzene	17.90	146	5156	0.16	ppb		91
65)	1,2-dichlorobenzene	18.19	146	3574	0.15	ppb	#	74
66)	1,2,4-trichlorobenzene	19.80	180	1217	0.20	ppb	#	26
68)	Hexachloro-1,3-butadiene	20.03	225	3811	0.20	ppb		83

(#) = qualifier out of range (m) = manual integration (+) = signals summed

Quantitation Report (QT Reviewed)

Data File : C:\MSDCHEM\1\DATA\BG011815.D Vial: 15
Acq On : 18 Jan 2011 9:00 pm Operator: LL
Sample : B1UG_0.15 Inst : MSD #2
Misc : 1ugm3 & 0.25TCE,CT, VNCL INIT CAL Multiplr: 1.00
MS Integration Params: RTEINT.P
Quant Time: Jan 19 11:21 2011 Quant Results File: B118_1UG.RES

Method : C:\MSDCHEM\1\METHODS\B118_1UG.M (RTE Integrator)
Title : TO-15 VOA Standards for 5 point calibration
Last Update : Tue Feb 01 16:05:43 2011
Response via : Continuing Cal File: C:\MSDCHEM\1\DATA\BG011808.D

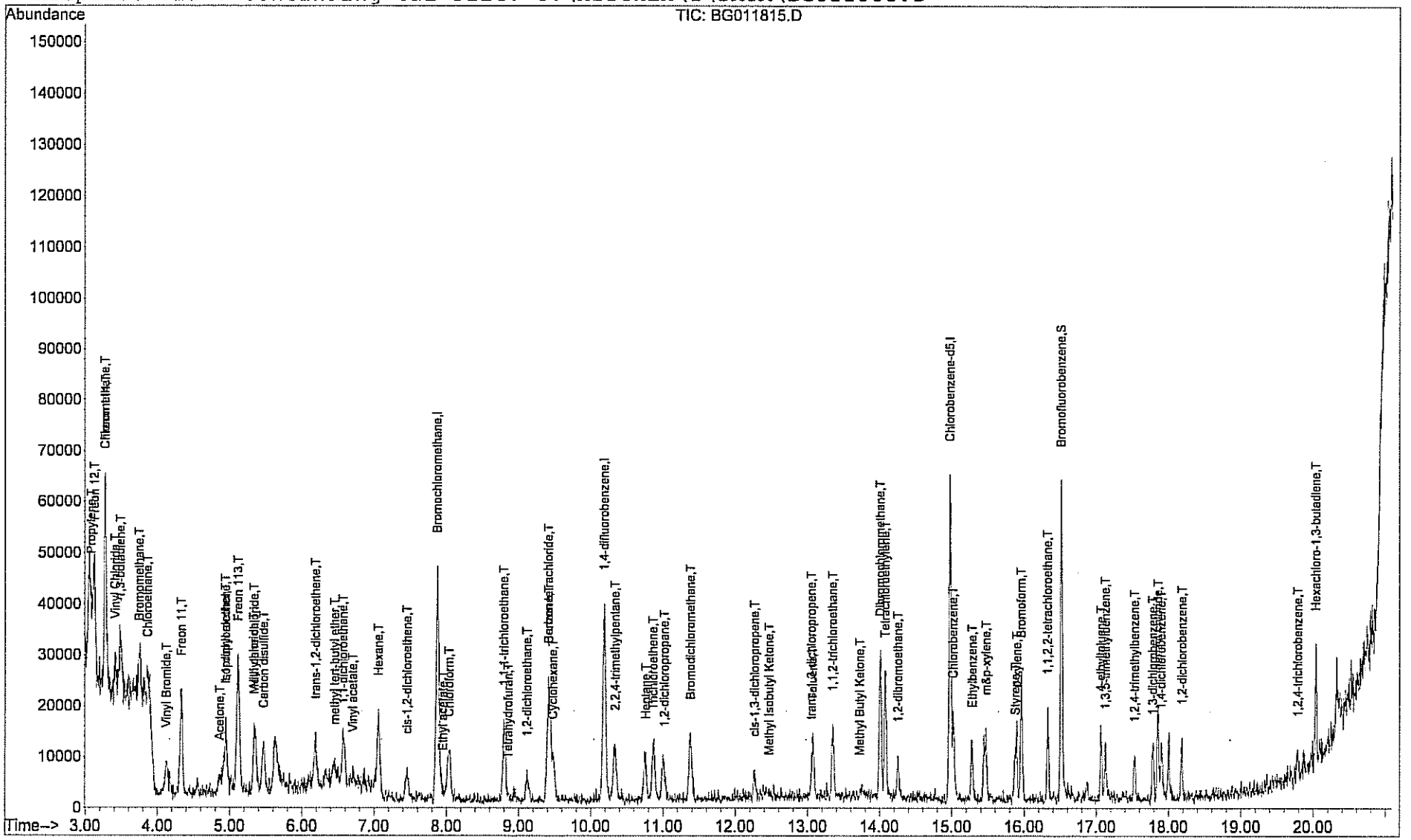

GC/MS VOLATILES-WHOLE AIR

METHOD TO-15

CALIBRATION VERIFICATION

Evaluate Continuing Calibration Report

Data File : C:\MSDCHEM\1\DATA\BG012605.D Vial: 5
Acq On : 26 Jan 2011 12:53 pm Operator: LL
Sample : B1UG_1.0 Inst : MSD #2
Misc : 1ugm3 & 0.25TCE,CT,VNCL STD Multiplr: 1.00
MS Integration Params: RTEINT.P

Method : C:\MSDCHEM\1\METHODS\B118_1UG.M (RTE Integrator)
Title : TO-15 VOA Standards for 5 point calibration
Last Update : Tue Feb 01 16:05:43 2011
Response via : Multiple Level Calibration

Min. RRF : 0.000 Min. Rel. Area : 50% Max. R.T. Dev 0.33min
Max. RRF Dev : 30% Max. Rel. Area : 150%

		Compound	AvgRF	CCRF	%Dev	Area%	Dev(min)
1	I	Bromochloromethane	1.000	1.000	0.0	84	0.00
2	T	Propylene	1.223	0.935	23.5	78	0.00
3	T	Freon 12	6.092	5.262	13.6	80	0.00
4	T	Chloromethane	2.208	1.862	15.7	79	0.00
5	T	Freon 114	5.472	5.045	7.8	85	0.00
6	T	Vinyl Chloride	1.509	1.419	6.0	91	0.00
7	T	1,3-butadiene	1.039	0.868	16.5	76	0.00
8	T	Bromomethane	1.583	1.500	5.2	92	0.00
9	T	Chloroethane	0.785	0.695	11.5	80	0.00
10	T	Vinyl Bromide	1.507	1.473	2.3	82	0.00
11	T	Freon 11	5.860	5.676	3.1	90	-0.01
12	T	Acetone	0.670	0.513	23.4	66	-0.02
13	T	Isopropyl alcohol	1.218	1.175	3.5	91	-0.05
14	T	1,1-dichloroethene	1.503	1.515	-0.8	90	0.00
15	T	Freon 113	3.970	3.747	5.6	91	0.00
16	T	Methylene chloride	1.536	1.420	7.6	86	-0.02
17	T	Allyl chloride	1.439	1.507	-4.7	91	0.00
18	T	Carbon disulfide	5.086	4.613	9.3	81	0.00
19	T	trans-1,2-dichloroethene	2.274	2.010	11.6	81	0.00
20	T	methyl tert-butyl ether	2.654	2.856	-7.6	101	0.01
21	T	1,1-dichloroethane	3.121	2.881	7.7	84	-0.01
22	T	Vinyl acetate	1.875	2.095	-11.7	92	0.00
23	T	Methyl Ethyl Ketone	1.042	1.221	-17.2	104	0.02
24	T	cis-1,2-dichloroethene	1.394	1.311	6.0	86	-0.01
25	T	Hexane	1.805	1.706	5.5	92	0.00
26	T	Ethyl acetate	1.368	1.447	-5.8	102	0.00
27	T	Chloroform	3.382	3.155	6.7	87	0.00
28	T	Tetrahydrofuran	0.391	0.482	-23.3	111	0.00
29	T	1,2-dichloroethane	2.071	2.015	2.7	88	-0.03
30	I	1,4-difluorobenzene	1.000	1.000	0.0	103	0.00
31	T	1,1,1-trichloroethane	1.691	1.348	20.3	92	0.00
32	T	Cyclohexane	0.506	0.416	17.8	87	0.00
33	T	Carbon tetrachloride	2.118	1.626	23.2	89	0.00
34	T	Benzene	1.437	1.093	23.9	89	0.00
35	T	1,4-dioxane	0.079	0.093	-17.7	111	-0.09
36	T	2,2,4-trimethylpentane	1.626	1.410	13.3	90	0.00
37	T	Heptane	0.530	0.436	17.7	85	0.00
38	T	Trichloroethene	0.864	0.655	24.2	94	0.00
39	T	1,2-dichloropropane	0.540	0.485	10.2	98	0.00
40	T	Bromodichloromethane	1.475	1.167	20.9	88	-0.01
41	T	cis-1,3-dichloropropene	0.455	0.413	9.2	101	0.00
42	T	trans-1,3-dichloropropene	0.444	0.385	13.3	93	0.01
43	T	1,1,2-trichloroethane	0.693	0.559	19.3	86	0.00
44	I	Chlorobenzene-d5	1.000	1.000	0.0	85	0.00
45	T	Toluene	0.735	0.809	-10.1	97	0.00
46	T	Methyl Isobutyl Ketone	0.477	0.574	-20.3	112	0.00
47	T	Dibromochloromethane	1.443	1.511	-4.7	97	0.01
48	T	Methyl Butyl Ketone	0.293	0.379	-29.4	152#	0.00
49	T	1,2-dibromoethane	0.775	0.842	-8.6	93	0.00
50	T	Tetrachloroethylene	0.850	0.864	-1.6	91	0.00
51	T	Chlorobenzene	1.120	1.205	-7.6	97	0.00

(#) = Out of Range

Evaluate Continuing Calibration Report

Data File : C:\MSDCHEM\1\DATA\BG012605.D Vial: 5
Acq On : 26 Jan 2011 12:53 pm Operator: LL
Sample : B1UG_1.0 Inst : MSD #2
Misc : 1ugm3 & 0.25TCE,CT,VNCL STD Multiplr: 1.00
MS Integration Params: RTEINT.P

Method : C:\MSDCHEM\1\METHODS\B118_1UG.M (RTE Integrator)
Title : TO-15 VOA Standards for 5 point calibration
Last Update : Tue Feb 01 16:05:43 2011
Response via : Multiple Level Calibration

Min. RRF : 0.000 Min. Rel. Area : 50% Max. R.T. Dev 0.33min
Max. RRF Dev : 30% Max. Rel. Area : 150%

		Compound	AvgRF	CCRF	%Dev	Area%	Dev(min)
52	T	Ethylbenzene	1.156	1.261	-9.1	101	0.00
53	T	m&p-xylene	1.076	1.231	-14.4	99	0.00
54	T	Styrene	0.660	0.723	-9.5	98	0.00
55	T	Bromoform	1.512	1.582	-4.6	93	0.00
56	T	o-xylene	1.135	1.327	-16.9	100	0.00
57	S	Bromofluorobenzene	0.535	0.515	3.7	76	0.00
58	T	1,1,2,2-tetrachloroethane	0.889	0.930	-4.6	92	0.00
59	T	4-ethyltoluene	1.251	1.365	-9.1	91	0.00
60	T	1,3,5-trimethylbenzene	1.054	1.296	-23.0	104	0.00
61	T	1,2,4-trimethylbenzene	0.687	0.844	-22.9	112	0.00
62	T	1,3-dichlorobenzene	0.758	0.930	-22.7	101	0.01
63	T	benzyl chloride	0.974	0.986	-1.2	96	0.00
64	T	1,4-dichlorobenzene	0.814	1.012	-24.3	107	0.00
65	T	1,2-dichlorobenzene	0.628	0.765	-21.8	107	0.00
66	T	1,2,4-trichlorobenzene	0.141	0.204	-44.7#	112	0.00
67	T	Naphthalene	0.000	0.015	0.0	0#	0.00
68	T	Hexachloro-1,3-butadiene	0.466	0.530	-13.7	93	0.00

(#) = Out of Range SPCC's out = 0 CCC's out = 0
BG012605.D B118_1UG.M Thu Feb 24 12:47:23 2011 Page 2

Quantitation Report (QT Reviewed)

Data File : C:\MSDCHEM\1\DATA\BG012605.D Vial: 5
Acq On : 26 Jan 2011 12:53 pm Operator: LL
Sample : B1UG_1.0 Inst : MSD #2
Misc : 1ugm3 & 0.25TCE,CT,VNCL STD Multiplr: 1.00
MS Integration Params: RTEINT.P
Quant Time: Feb 24 12:39:15 2011 Quant Results File: B118_1UG.RES

Quant Method : C:\MSDCHEM\1\METHODS\B118_1UG.M (RTE Integrator)
Title : TO-15 VOA Standards for 5 point calibration
Last Update : Tue Feb 01 16:05:43 2011
Response via : Initial Calibration
DataAcq Meth : B118_1UG

Internal Standards	R.T.	QIon	Response	Conc	Units		Dev(Min)
1) Bromochloromethane	7.88	128	17156	1.00	ppb		0.00
30) 1,4-difluorobenzene	10.19	114	47090	1.00	ppb		0.00
44) Chlorobenzene-d5	14.97	117	42212	1.00	ppb		0.00
System Monitoring Compounds							
57) Bromofluorobenzene	16.51	95	21744	0.96	ppb		0.00
Spiked Amount 1.000	Range 70 - 130		Recovery = 96.00%				
Target Compounds							Qvalue
2) Propylene	3.09	41	16036	0.76	ppb	#	52
3) Freon 12	3.13	85	90278	0.86	ppb		98
4) Chloromethane	3.27	50	31951	0.84	ppb		77
5) Freon 114	3.27	85	86556	0.92	ppb		89
6) Vinyl Chloride	3.41	62	24344	0.94	ppb		92
7) 1,3-butadiene	3.49	39	14895	0.84	ppb		85
8) Bromomethane	3.75	94	25742	0.95	ppb		95
9) Chloroethane	3.87	64	11930	0.89	ppb		100
10) Vinyl Bromide	4.12	106	25268	0.98	ppb		96
11) Freon 11	4.32	101	97380 T.L.	0.97	ppb		94
12) Acetone	4.75	58	8801m	0.77	ppb		
13) Isopropyl alcohol	4.84	45	20164	0.96	ppb	#	49
14) 1,1-dichloroethene	4.95	96	25994	1.01	ppb		93
15) Freon 113	5.12	101	64283	0.94	ppb		87
16) Methylene chloride	5.34	84	24361	0.92	ppb		84
17) Allyl chloride	5.34	41	25853	1.05	ppb		94
18) Carbon disulfide	5.47	76	79144m	0.91	ppb		
19) trans-1,2-dichloroethene	6.19	61	34492	0.88	ppb		80
20) methyl tert-butyl ether	6.37	73	48995	1.08	ppb		88
21) 1,1-dichloroethane	6.57	63	49430	0.92	ppb		90
22) Vinyl acetate	6.67	43	35948	1.12	ppb		87
23) Methyl Ethyl Ketone	7.39	43	20940m	1.17	ppb		
24) cis-1,2-dichloroethene	7.45	61	22483	0.94	ppb	#	77
25) Hexane	7.06	41	29261	0.94	ppb	#	76
26) Ethyl acetate	7.86	43	24824	1.06	ppb		86
27) Chloroform	8.04	83	54135	0.93	ppb		92
28) Tetrahydrofuran	8.62	42	8273m	1.23	ppb		
29) 1,2-dichloroethane	9.11	62	34577	0.97	ppb		91
31) 1,1,1-trichloroethane	8.80	97	63462	0.80	ppb		86
32) Cyclohexane	9.49	56	19593	0.82	ppb		75
33) Carbon tetrachloride	9.43	117	76558	0.77	ppb		86
34) Benzene	9.40	78	51451m	0.76	ppb		
35) 1,4-dioxane	11.72	88	4380m	1.17	ppb		
36) 2,2,4-trimethylpentane	10.34	57	66399	0.87	ppb		89
37) Heptane	10.75	43	20529	0.82	ppb		97
38) Trichloroethene	10.87	130	30834	0.76	ppb		79
39) 1,2-dichloropropane	11.01	63	22837	0.90	ppb		90
40) Bromodichloromethane	11.37	83	54956	0.79	ppb		99
41) cis-1,3-dichloropropene	12.26	75	19450	0.91	ppb		98
42) trans-1,3-dichloropropene	13.05	75	18148	0.87	ppb	#	45
43) 1,1,2-trichloroethane	13.35	97	26346	0.81	ppb	#	58
45) Toluene	13.07	92	34131	1.10	ppb		86
46) Methyl Isobutyl Ketone	12.32	43	24246m	1.20	ppb		
47) Dibromochloromethane	14.02	129	63777m	1.05	ppb		
48) Methyl Butyl Ketone	13.68	43	16013m	1.29	ppb		

(#) = qualifier out of range (m) = manual integration

Quantitation Report (QT Reviewed)

Data File : C:\MSDCHEM\1\DATA\BG012605.D
Acq On : 26 Jan 2011 12:53 pm
Sample : B1UG_1.0
Misc : 1ugm3 & 0.25TCE,CT,VNCL STD
MS Integration Params: RTEINT.P
Quant Time: Feb 24 12:39:15 2011

Vial: 5
Operator: LL
Inst : MSD #2
Multiplr: 1.00

Quant Results File: B118_1UG.RES

Quant Method : C:\MSDCHEM\1\METHODS\B118_1UG.M (RTE Integrator)
Title : TO-15 VOA Standards for 5 point calibration
Last Update : Tue Feb 01 16:05:43 2011
Response via : Initial Calibration
DataAcq Meth : B118_1UG

	Compound	R.T.	QIon	Response	Conc	Unit		Qvalue
49)	1,2-dibromoethane	14.25	107	35542	1.09	ppb		91
50)	Tetrachloroethylene	14.08	164	36457	1.02	ppb		97
51)	Chlorobenzene	15.02	112	50865	1.08	ppb		90
52)	Ethylbenzene	15.28	91	53229	1.09	ppb		95
53)	m&p-xylene	15.47	91	103946	2.29	ppb		96
54)	Styrene	15.87	104	30503	1.09	ppb	#	54
55)	Bromoform	15.96	173	66772	1.05	ppb		87
56)	o-xylene	15.89	91	56025m	1.17	ppb		
58)	1,1,2,2-tetrachloroethane	16.32	83	39257	1.05	ppb		99
59)	4-ethyltoluene	17.07	105	57632	1.09	ppb		82
60)	1,3,5-trimethylbenzene	17.12	105	54688m	1.23	ppb		
61)	1,2,4-trimethylbenzene	17.53	105	35613	1.23	ppb	#	75
62)	1,3-dichlorobenzene	17.78	146	39255	1.23	ppb		82
63)	benzyl chloride	17.85	91	41601	1.01	ppb		93
64)	1,4-dichlorobenzene	17.90	146	42702	1.24	ppb		93
65)	1,2-dichlorobenzene	18.18	146	32300	1.22	ppb		90
66)	1,2,4-trichlorobenzene	19.78	180	8604	1.45	ppb	#	77
68)	Hexachloro-1,3-butadiene	20.03	225	22361	1.14	ppb	#	75

(#) = qualifier out of range (m) = manual integration (+) = signals summed

Quantitation Report (QT Reviewed)

Data File : C:\MSDCHEM\1\DATA\BG012605.D
Acq On : 26 Jan 2011 12:53 pm
Sample : B1UG_1.0
Misc : 1ugm3 & 0.25TCE,CT,VNCL STD
MS Integration Params: RTEINT.P
Quant Time: Feb 24 12:44 2011

Vial: 5
Operator: LL
Inst : MSD #2
Multiplr: 1.00

Quant Results File: B118_1UG.RES

Method : C:\MSDCHEM\1\METHODS\B118_1UG.M (RTE Integrator)
Title : TO-15 VOA Standards for 5 point calibration
Last Update : Tue Feb 01 16:05:43 2011
Response via : Initial Calibration

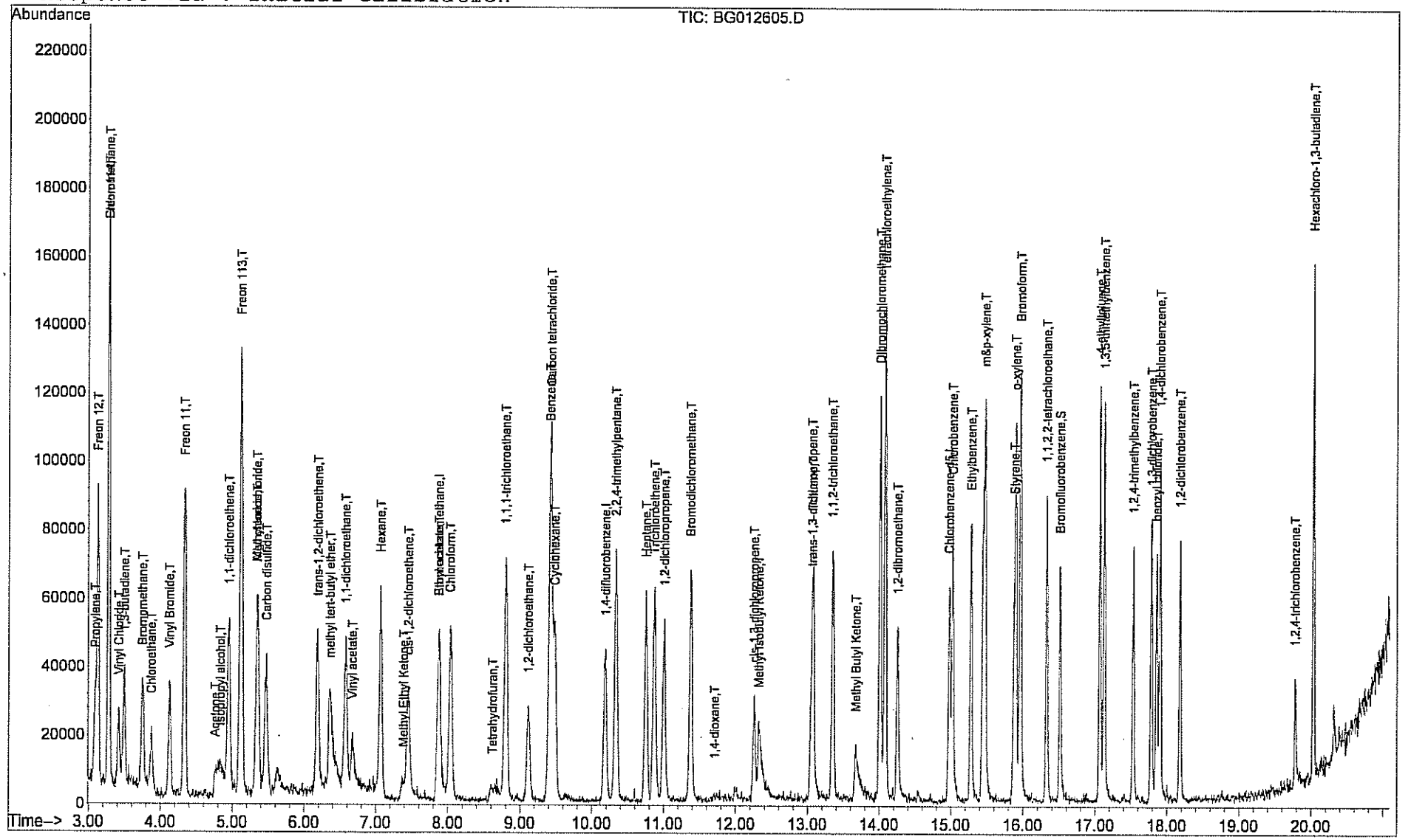

Centek Laboratories, LLC

Evaluate Continuing Calibration Report

Data File : C:\MSDCHEM\1\DATA\BG012702.D Vial: 2
Acq On : 27 Jan 2011 11:30 am Operator: LL
Sample : B1UG_1.0 Inst : MSD #2
Misc : 1ugm3 & 0.25TCE,CT,VNCL STD Multiplr: 1.00
MS Integration Params: RTEINT.P

Method : C:\MSDCHEM\1\METHODS\B118_1UG.M (RTE Integrator)
Title : TO-15 VOA Standards for 5 point calibration
Last Update : Tue Feb 01 16:05:43 2011
Response via : Multiple Level Calibration

Min. RRF : 0.000 Min. Rel. Area : 50% Max. R.T. Dev 0.33min
Max. RRF Dev : 30% Max. Rel. Area : 150%

		Compound	AvgRF	CCRF	%Dev	Area%	Dev(min)
1	I	Bromochloromethane	1.000	1.000	0.0	89	-0.01
2	T	Propylene	1.223	0.950	22.3	84	0.00
3	T	Freon 12	6.092	5.126	15.9	83	0.00
4	T	Chloromethane	2.208	1.781	19.3	80	0.00
5	T	Freon 114	5.472	4.397	19.6	78	0.00
6	T	Vinyl Chloride	1.509	1.112	26.3	75	0.00
7	T	1,3-butadiene	1.039	0.750	27.8	70	0.00
8	T	Bromomethane	1.583	1.262	20.3	82	0.00
9	T	Chloroethane	0.785	0.573	27.0	70	0.00
10	T	Vinyl Bromide	1.507	1.165	22.7	68	-0.02
11	T	Freon 11	5.860	5.160	11.9	87	0.00
12	T	Acetone	0.670	0.499	25.5	68	0.09
13	T	Isopropyl alcohol	1.218	0.930	23.6	76	0.02
14	T	1,1-dichloroethene	1.503	1.359	9.6	86	-0.02
15	T	Freon 113	3.970	3.177	20.0	82	-0.01
16	T	Methylene chloride	1.536	1.092	28.9	70	0.00
17	T	Allyl chloride	1.439	1.062	26.2	68	-0.01
18	T	Carbon disulfide	5.086	4.118	19.0	77	0.00
19	T	trans-1,2-dichloroethene	2.274	1.901	16.4	81	-0.01
20	T	methyl tert-butyl ether	2.654	1.954	26.4	73	0.02
21	T	1,1-dichloroethane	3.121	2.626	15.9	81	0.00
22	T	Vinyl acetate	1.875	1.433	23.6	66	0.02
23	T	Methyl Ethyl Ketone	1.042	0.750	28.0	68	0.10
24	T	cis-1,2-dichloroethene	1.394	1.182	15.2	83	-0.02
25	T	Hexane	1.805	1.456	19.3	83	0.00
26	T	Ethyl acetate	1.368	0.986	27.9	73	0.08
27	T	Chloroform	3.382	2.844	15.9	83	-0.02
28	T	Tetrahydrofuran	0.391	0.335	14.3	82	0.15
29	T	1,2-dichloroethane	2.071	1.716	17.1	80	-0.02
30	I	1,4-difluorobenzene	1.000	1.000	0.0	108	0.00
31	T	1,1,1-trichloroethane	1.691	1.196	29.3	86	0.00
32	T	Cyclohexane	0.506	0.360	28.9	79	0.00
33	T	Carbon tetrachloride	2.118	1.499	29.2	87	0.00
34	T	Benzene	1.437	1.101	23.4	95	0.00
35	T	1,4-dioxane	0.079	0.062	21.5	78	0.02
36	T	2,2,4-trimethylpentane	1.626	1.222	24.8	82	0.00
37	T	Heptane	0.530	0.409	22.8	84	0.00
38	T	Trichloroethene	0.864	0.632	26.9	95	0.00
39	T	1,2-dichloropropane	0.540	0.399	26.1	85	-0.01
40	T	Bromodichloromethane	1.475	1.046	29.1	83	-0.01
41	T	cis-1,3-dichloropropene	0.455	0.356	21.8	91	0.00
42	T	trans-1,3-dichloropropene	0.444	0.315	29.1	80	0.00
43	T	1,1,2-trichloroethane	0.693	0.499	28.0	81	0.00
44	I	Chlorobenzene-d5	1.000	1.000	0.0	98	0.00
45	T	Toluene	0.735	0.662	9.9	91	0.00
46	T	Methyl Isobutyl Ketone	0.477	0.366	23.3	82	0.00
47	T	Dibromochloromethane	1.443	1.253	13.2	92	0.00
48	T	Methyl Butyl Ketone	0.293	0.246	16.0	113	0.01
49	T	1,2-dibromoethane	0.775	0.608	21.5	77	0.00
50	T	Tetrachloroethylene	0.850	0.733	13.8	88	0.00
51	T	Chlorobenzene	1.120	0.927	17.2	85	0.00

(#) = Out of Range

Evaluate Continuing Calibration Report

Data File : C:\MSDCHEM\1\DATA\BG012702.D Vial: 2
Acq On : 27 Jan 2011 11:30 am Operator: LL
Sample : B1UG_1.0 Inst : MSD #2
Misc : 1ugm3 & 0.25TCE,CT,VNCL STD Multiplr: 1.00
MS Integration Params: RTEINT.P

Method : C:\MSDCHEM\1\METHODS\B118_1UG.M (RTE Integrator)
Title : TO-15 VOA Standards for 5 point calibration
Last Update : Tue Feb 01 16:05:43 2011
Response via : Multiple Level Calibration

Min. RRF : 0.000 Min. Rel. Area : 50% Max. R.T. Dev 0.33min
Max. RRF Dev : 30% Max. Rel. Area : 150%

		Compound	AvgRF	CCRF	%Dev	Area%	Dev(min)
52	T	Ethylbenzene	1.156	0.918	20.6	84	0.00
53	T	m&p-xylene	1.076	0.835	22.4	77	0.00
54	T	Styrene	0.660	0.490	25.8	76	0.00
55	T	Bromoform	1.512	1.204	20.4	81	0.00
56	T	o-xylene	1.135	0.899	20.8	78	0.00
57	S	Bromofluorobenzene	0.535	0.562	-5.0	95	0.00
58	T	1,1,2,2-tetrachloroethane	0.889	0.676	24.0	76	0.00
59	T	4-ethyltoluene	1.251	1.046	16.4	80	0.00
60	T	1,3,5-trimethylbenzene	1.054	0.869	17.6	80	0.00
61	T	1,2,4-trimethylbenzene	0.687	0.575	16.3	88	0.00
62	T	1,3-dichlorobenzene	0.758	0.662	12.7	82	0.00
63	T	benzyl chloride	0.974	0.739	24.1	82	0.00
64	T	1,4-dichlorobenzene	0.814	0.756	7.1	92	0.01
65	T	1,2-dichlorobenzene	0.628	0.560	10.8	90	0.00
66	T	1,2,4-trichlorobenzene	0.141	0.166	-17.7	105	0.00
67	T	Naphthalene	0.000	0.000	0.0	0#	-19.93#
68	T	Hexachloro-1,3-butadiene	0.466	0.492	-5.6	98	0.00

(#) = Out of Range SPCC's out = 0 CCC's out = 0
BG012702.D B118_1UG.M Thu Feb 24 13:54:05 2011 Page 2

Quantitation Report (QT Reviewed)

Data File : C:\MSDCHEM\1\DATA\BG012702.D Vial: 2
Acq On : 27 Jan 2011 11:30 am Operator: LL
Sample : B1UG_1.0 Inst : MSD #2
Misc : 1ugm3 & 0.25TCE,CT,VNCL STD Multiplr: 1.00
MS Integration Params: RTEINT.P
Quant Time: Jan 27 11:52:03 2011 Quant Results File: B118_1UG.RES

Quant Method : C:\MSDCHEM\1\METHODS\B118_1UG.M (RTE Integrator)
Title : TO-15 VOA Standards for 5 point calibration
Last Update : Wed Jan 26 14:01:48 2011
Response via : Initial Calibration
DataAcq Meth : B118_1UG

Internal Standards	R.T.	QIon	Response	Conc	Units		Dev(Min)
1) Bromochloromethane	7.87	128	18170	1.00	ppb		0.00
30) 1,4-difluorobenzene	10.18	114	49468	1.00	ppb		0.00
44) Chlorobenzene-d5	14.98	117	48322	1.00	ppb		0.00
System Monitoring Compounds							
57) Bromofluorobenzene	16.51	95	27171	1.05	ppb		0.00
Spiked Amount 1.000	Range 70 - 130		Recovery = 105.00%				
Target Compounds							Qvalue
2) Propylene	3.09	41	17267	0.78	ppb		67
3) Freon 12	3.12	85	93144	0.84	ppb		96
4) Chloromethane	3.27	50	32361	0.81	ppb		88
5) Freon 114	3.27	85	79898	0.80	ppb		87
6) Vinyl Chloride	3.41	62	20214	0.74	ppb		98
7) 1,3-butadiene	3.50	39	13628	0.72	ppb		96
8) Bromomethane	3.75	94	22929	0.80	ppb		92
9) Chloroethane	3.87	64	10405	0.73	ppb		89
10) Vinyl Bromide	4.11	106	21168	0.77	ppb		91
11) Freon 11	4.33	101	93750	0.88	ppb		92
12) Acetone	4.86	58	9070m	0.74	ppb		
13) Isopropyl alcohol	4.90	45	16894m	0.76	ppb		
14) 1,1-dichloroethene	4.93	96	24688	0.90	ppb		92
15) Freon 113	5.11	101	57728	0.80	ppb		83
16) Methylene chloride	5.35	84	19849m	0.71	ppb		
17) Allyl chloride	5.32	41	19302	0.74	ppb	#	64
18) Carbon disulfide	5.46	76	74825	0.81	ppb		95
19) trans-1,2-dichloroethene	6.19	61	34543	0.84	ppb		96
20) methyl tert-butyl ether	6.37	73	35504	0.74	ppb		93
21) 1,1-dichloroethane	6.58	63	47721	0.84	ppb		89
22) Vinyl acetate	6.70	43	26046	0.76	ppb		93
23) Methyl Ethyl Ketone	7.47	43	13634m	0.72	ppb		
24) cis-1,2-dichloroethene	7.44	61	21481	0.85	ppb		87
25) Hexane	7.07	41	26463	0.81	ppb	#	71
26) Ethyl acetate	7.94	43	17910m	0.72	ppb		
27) Chloroform	8.02	83	51682	0.84	ppb		94
28) Tetrahydrofuran	8.76	42	6087m	0.86	ppb		
29) 1,2-dichloroethane	9.12	62	31186	0.83	ppb		90
31) 1,1,1-trichloroethane	8.80	97	59153m	0.71	ppb		
32) Cyclohexane	9.48	56	17819m	0.71	ppb		
33) Carbon tetrachloride	9.42	117	74148	0.71	ppb		85
34) Benzene	9.40	78	54464	0.77	ppb		92
35) 1,4-dioxane	11.83	88	3072m	0.78	ppb		
36) 2,2,4-trimethylpentane	10.34	57	60458	0.75	ppb		89
37) Heptane	10.76	43	20224	0.77	ppb		93
38) Trichloroethene	10.87	130	31252	0.73	ppb		89
39) 1,2-dichloropropane	11.00	63	19757	0.74	ppb		86
40) Bromodichloromethane	11.37	83	51723	0.71	ppb		94
41) cis-1,3-dichloropropene	12.26	75	17586	0.78	ppb		90
42) trans-1,3-dichloropropene	13.04	75	15589m	0.71	ppb		
43) 1,1,2-trichloroethane	13.35	97	24684	0.72	ppb	#	67
45) Toluene	13.07	92	31981	0.90	ppb	#	82
46) Methyl Isobutyl Ketone	12.33	43	17700m	0.77	ppb		
47) Dibromochloromethane	14.01	129	60538m	0.87	ppb		
48) Methyl Butyl Ketone	13.68	43	11890m	0.84	ppb		

(#) = qualifier out of range (m) = manual integration

Quantitation Report (QT Reviewed)

Data File : C:\MSDCHEM\1\DATA\BG012702.D Vial: 2
Acq On : 27 Jan 2011 11:30 am Operator: LL
Sample : B1UG_1.0 Inst : MSD #2
Misc : 1ugm3 & 0.25TCE,CT,VNCL STD Multiplr: 1.00
MS Integration Params: RTEINT.P
Quant Time: Jan 27 11:52:03 2011 Quant Results File: B118_1UG.RES

Quant Method : C:\MSDCHEM\1\METHODS\B118_1UG.M (RTE Integrator)
Title : TO-15 VOA Standards for 5 point calibration
Last Update : Wed Jan 26 14:01:48 2011
Response via : Initial Calibration
DataAcq Meth : B118_1UG

	Compound	R.T.	QIon	Response	Conc	Unit		Qvalue
49)	1,2-dibromoethane	14.26	107	29388	0.78	ppb		88
50)	Tetrachloroethylene	14.08	164	35404	0.86	ppb		100
51)	Chlorobenzene	15.02	112	44800	0.83	ppb		84
52)	Ethylbenzene	15.28	91	44370	0.79	ppb		96
53)	m&p-xylene	15.47	91	80657	1.55	ppb		97
54)	Styrene	15.87	104	23701	0.74	ppb	#	48
55)	Bromoform	15.96	173	58188	0.80	ppb		86
56)	o-xylene	15.90	91	43426m	0.79	ppb		
58)	1,1,2,2-tetrachloroethane	16.33	83	32663	0.76	ppb		97
59)	4-ethyltoluene	17.06	105	50568m	0.84	ppb		
60)	1,3,5-trimethylbenzene	17.13	105	41997m	0.82	ppb		
61)	1,2,4-trimethylbenzene	17.53	105	27806	0.84	ppb		81
62)	1,3-dichlorobenzene	17.78	146	32012	0.87	ppb		74
63)	benzyl chloride	17.86	91	35733	0.76	ppb		87
64)	1,4-dichlorobenzene	17.91	146	36543	0.93	ppb		93
65)	1,2-dichlorobenzene	18.18	146	27077	0.89	ppb		94
66)	1,2,4-trichlorobenzene	19.78	180	8023	1.18	ppb	#	73
68)	Hexachloro-1,3-butadiene	20.03	225	23763	1.05	ppb	#	93

Y.L.

(#) = qualifier out of range (m) = manual integration (+) = signals summed

Quantitation Report (QT Reviewed)

Data File : C:\MSDCHEM\1\DATA\BG012702.D Vial: 2
Acq On : 27 Jan 2011 11:30 am Operator: LL
Sample : B1UG_1.0 Inst : MSD #2
Misc : 1ugm3 & 0.25TCE,CT,VNCL STD Multiplr: 1.00
MS Integration Params: RTEINT.P
Quant Time: Feb 24 13:53 2011 Quant Results File: B118_1UG.RES

Method : C:\MSDCHEM\1\METHODS\B118_1UG.M (RTE Integrator)
Title : TO-15 VOA Standards for 5 point calibration
Last Update : Tue Feb 01 16:05:43 2011
Response via : Initial Calibration

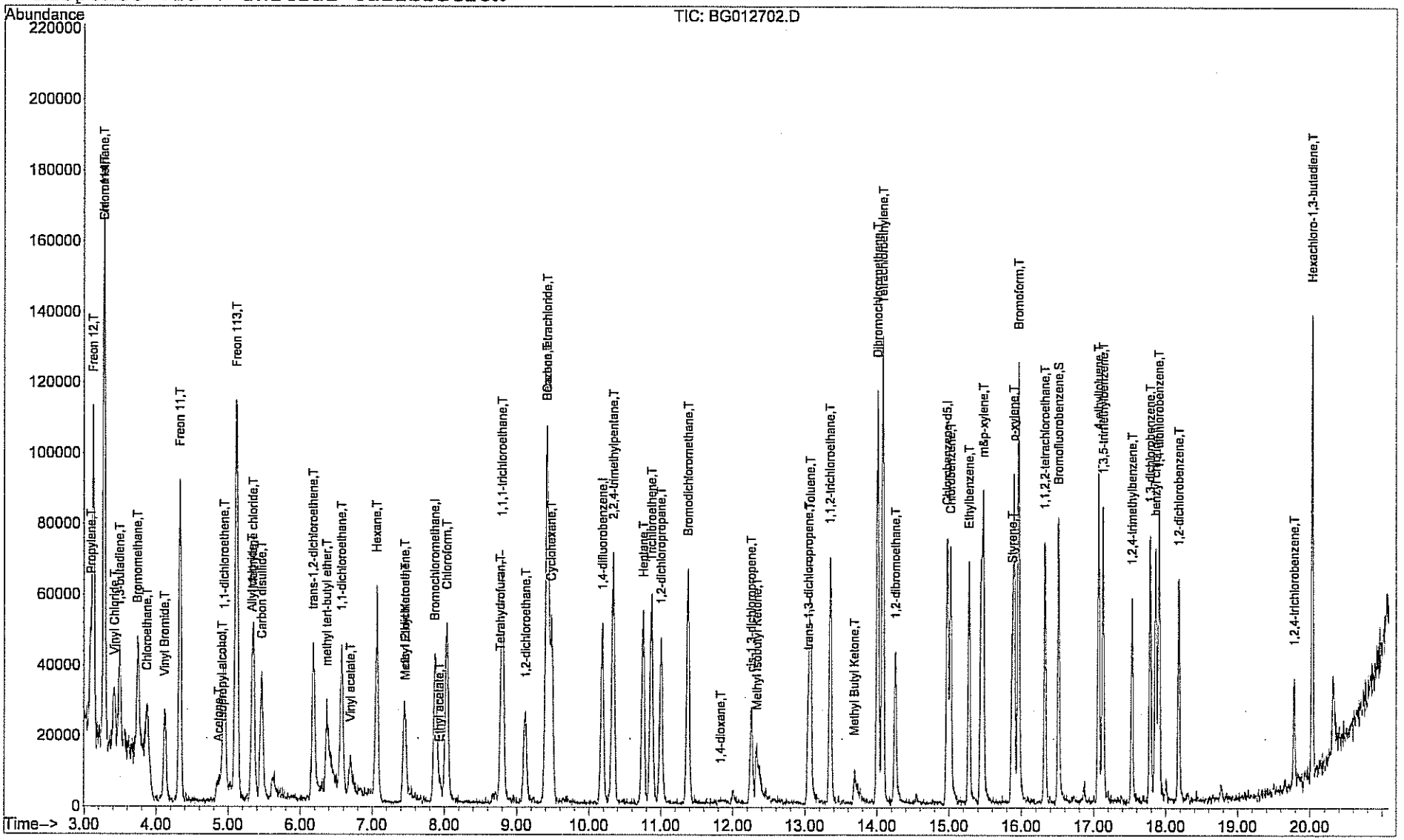

Centek Laboratories, LLC

Continuing Calibration Report

Data File : C:\MSDCHEM\1\DATA\BG012805.D Vial: 5
Acq On : 28 Jan 2011 2:04 pm Operator: LL
Sample : B1UG_1.0 Inst : MSD #2
Misc : 1ugm3 & 0.25TCE,CT,VNCL STD Multiplr: 1.00
MS Integration Params: RTEINT.P

Method : C:\MSDCHEM\1\METHODS\B118_1UG.M (RTE Integrator)
Title : TO-15 VOA Standards for 5 point calibration
Last Update : Tue Feb 01 16:05:43 2011
Response via : Multiple Level Calibration

Min. RRF : 0.000 Min. Rel. Area : 50% Max. R.T. Dev 0.33min
Max. RRF Dev : 30% Max. Rel. Area : 150%

		Compound	AvgRF	CCRF	%Dev	Area%	Dev(min)
1	I	Bromochloromethane	1.000	1.000	0.0	87	0.00
2	T	Propylene	1.223	0.700	42.8#	61	0.00
3	T	Freon 12	6.092	5.042	17.2	80	0.00
4	T	Chloromethane	2.208	1.592	27.9	71	0.00
5	T	Freon 114	5.472	4.480	18.1	78	0.00
6	T	Vinyl Chloride	1.509	1.122	25.6	75	0.00
7	T	1,3-butadiene	1.039	0.767	26.2	70	0.00
8	T	Bromomethane	1.583	1.368	13.6	87	0.00
9	T	Chloroethane	0.785	0.560	28.7	67	0.01
10	T	Vinyl Bromide	1.507	1.218	19.2	70	-0.01
11	T	Freon 11	5.860	4.962	15.3	82	-0.01
12	T	Acetone	0.670	0.475	29.1	64	0.08
13	T	Isopropyl alcohol	1.218	0.863	29.1	69	0.01
14	T	1,1-dichloroethene	1.503	1.204	19.9	75	0.00
15	T	Freon 113	3.970	3.115	21.5	79	0.00
16	T	Methylene chloride	1.536	1.145	25.5	72	0.00
17	T	Allyl chloride	1.439	1.019	29.2	64	0.00
18	T	Carbon disulfide	5.086	3.589	29.4	66	0.00
19	T	trans-1,2-dichloroethene	2.274	1.653	27.3	69	-0.02
20	T	methyl tert-butyl ether	2.654	1.906	28.2	70	0.02
21	T	1,1-dichloroethane	3.121	2.379	23.8	72	-0.01
22	T	Vinyl acetate	1.875	1.360	27.5	62	0.02
23	T	Methyl Ethyl Ketone	1.042	0.797	23.5	71	0.09
24	T	cis-1,2-dichloroethene	1.394	0.985	29.3	68	-0.02
25	T	Hexane	1.805	1.278	29.2	72	0.00
26	T	Ethyl acetate	1.368	0.996	27.2	73	0.05
27	T	Chloroform	3.382	2.751	18.7	79	0.00
28	T	Tetrahydrofuran	0.391	0.277	29.2	66	0.06
29	T	1,2-dichloroethane	2.071	1.611	22.2	73	-0.02
30	I	1,4-difluorobenzene	1.000	1.000	0.0	102	0.00
31	T	1,1,1-trichloroethane	1.691	1.245	26.4	84	0.00
32	T	Cyclohexane	0.506	0.358	29.2	74	0.00
33	T	Carbon tetrachloride	2.118	1.499	29.2	82	0.00
34	T	Benzene	1.437	1.024	28.7	83	-0.02
35	T	1,4-dioxane	0.079	0.056	29.1	67	0.00
36	T	2,2,4-trimethylpentane	1.626	1.197	26.4	76	0.00
37	T	Heptane	0.530	0.376	29.1	72	0.00
38	T	Trichloroethene	0.864	0.666	22.9	94	0.00
39	T	1,2-dichloropropane	0.540	0.386	28.5	77	-0.02
40	T	Bromodichloromethane	1.475	1.051	28.7	79	0.00
41	T	cis-1,3-dichloropropene	0.455	0.331	27.3	80	0.00
42	T	trans-1,3-dichloropropene	0.444	0.324	27.0	77	0.01
43	T	1,1,2-trichloroethane	0.693	0.538	22.4	82	0.00
44	I	Chlorobenzene-d5	1.000	1.000	0.0	103	0.00
45	T	Toluene	0.735	0.612	16.7	89	0.00
46	T	Methyl Isobutyl Ketone	0.477	0.339	28.9	80	0.00
47	T	Dibromochloromethane	1.443	1.175	18.6	91	0.00
48	T	Methyl Butyl Ketone	0.293	0.208	29.0	101	0.06
49	T	1,2-dibromoethane	0.775	0.585	24.5	78	0.00
50	T	Tetrachloroethylene	0.850	0.758	10.8	96	0.00
51	T	Chlorobenzene	1.120	0.856	23.6	83	0.00

(#) = Out of Range

Evaluate Continuing Calibration Report

Data File : C:\MSDCHEM\1\DATA\BG012805.D Vial: 5
Acq On : 28 Jan 2011 2:04 pm Operator: LL
Sample : B1UG_1.0 Inst : MSD #2
Misc : 1ugm3 & 0.25TCE,CT,VNCL STD Multiplr: 1.00
MS Integration Params: RTEINT.P

Method : C:\MSDCHEM\1\METHODS\B118_1UG.M (RTE Integrator)
Title : TO-15 VOA Standards for 5 point calibration
Last Update : Tue Feb 01 16:05:43 2011
Response via : Multiple Level Calibration

Min. RRF : 0.000 Min. Rel. Area : 50% Max. R.T. Dev 0.33min
Max. RRF Dev : 30% Max. Rel. Area : 150%

		Compound	AvgRF	CCRF	%Dev	Area%	Dev(min)
52	T	Ethylbenzene	1.156	0.824	28.7	79	0.00
53	T	m&p-xylene	1.076	0.756	29.7	74	0.00
54	T	Styrene	0.660	0.482	27.0	79	0.00
55	T	Bromoform	1.512	1.219	19.4	86	0.00
56	T	o-xylene	1.135	0.811	28.5	74	0.00
57	S	Bromofluorobenzene	0.535	0.464	13.3	83	0.00
58	T	1,1,2,2-tetrachloroethane	0.889	0.629	29.2	75	0.00
59	T	4-ethyltoluene	1.251	1.101	12.0	89	0.00
60	T	1,3,5-trimethylbenzene	1.054	0.849	19.4	82	0.00
61	T	1,2,4-trimethylbenzene	0.687	0.516	24.9	83	0.00
62	T	1,3-dichlorobenzene	0.758	0.643	15.2	84	0.00
63	T	benzyl chloride	0.974	0.601	38.3#	71	0.00
64	T	1,4-dichlorobenzene	0.814	0.703	13.6	90	0.00
65	T	1,2-dichlorobenzene	0.628	0.564	10.2	95	0.00
66	T	1,2,4-trichlorobenzene	0.141	0.155	-9.9	103	0.00
67	T	Naphthalene	0.000	0.013	0.0	0#	0.00
68	T	Hexachloro-1,3-butadiene	0.466	0.493	-5.8	104	0.00

Quantitation Report (QT Reviewed)

Data File : C:\MSDCHEM\1\DATA\BG012805.D Vial: 5
Acq On : 28 Jan 2011 2:04 pm Operator: LL
Sample : B1UG_1.0 Inst : MSD #2
Misc : 1ugm3 & 0.25TCE,CT,VNCL STD Multiplr: 1.00
MS Integration Params: RTEINT.P
Quant Time: Feb 24 13:59:07 2011 Quant Results File: B118_1UG.RES

Quant Method : C:\MSDCHEM\1\METHODS\B118_1UG.M (RTE Integrator)
Title : TO-15 VOA Standards for 5 point calibration
Last Update : Tue Feb 01 16:05:43 2011
Response via : Initial Calibration
DataAcq Meth : B118_1UG

Internal Standards	R.T.	QIon	Response	Conc	Units		Dev(Min)
1) Bromochloromethane	7.89	128	17852	1.00	ppb		0.00
30) 1,4-difluorobenzene	10.19	114	46650	1.00	ppb		0.00
44) Chlorobenzene-d5	14.97	117	50963	1.00	ppb		0.00
System Monitoring Compounds							
57) Bromofluorobenzene	16.51	95	23636	0.87	ppb		0.00
Spiked Amount 1.000	Range 70 - 130		Recovery = 87.00%				
Target Compounds							Qvalue
2) Propylene	3.09	41	12496	0.57	ppb	#	50
3) Freon 12	3.12	85	90010	0.83	ppb		94
4) Chloromethane	3.28	50	28426	0.72	ppb		72
5) Freon 114	3.28	85	79985	0.82	ppb		78
6) Vinyl Chloride	3.41	62	20029	0.74	ppb		86
7) 1,3-butadiene	3.49	39	13692	0.74	ppb		91
8) Bromomethane	3.75	94	24415	0.86	ppb		96
9) Chloroethane	3.88	64	10001m	0.71	ppb		
10) Vinyl Bromide	4.12	106	21745	0.81	ppb		84
11) Freon 11	4.33	101	88581	0.85	ppb		96
12) Acetone	4.85	58	8475m	0.71	ppb		
13) Isopropyl alcohol	4.89	45	15412m	0.71	ppb		
14) 1,1-dichloroethene	4.95	96	21490	0.80	ppb		87
15) Freon 113	5.12	101	55615	0.78	ppb	#	77
16) Methylene chloride	5.35	84	20441	0.75	ppb		89
17) Allyl chloride	5.34	41	18194	0.71	ppb		86
18) Carbon disulfide	5.47	76	64067m	0.71	ppb		
19) trans-1,2-dichloroethene	6.17	61	29515	0.73	ppb		78
20) methyl tert-butyl ether	6.38	73	34033	0.72	ppb		94
21) 1,1-dichloroethane	6.57	63	42465	0.76	ppb		91
22) Vinyl acetate	6.70	43	24276	0.73	ppb		96
23) Methyl Ethyl Ketone	7.46	43	14220m	0.76	ppb		
24) cis-1,2-dichloroethene	7.44	61	17579m	0.71	ppb		
25) Hexane	7.07	41	22807	0.71	ppb	#	72
26) Ethyl acetate	7.91	43	17778m	0.73	ppb		
27) Chloroform	8.04	83	49112	0.81	ppb		95
28) Tetrahydrofuran	8.68	42	4940m	0.71	ppb		
29) 1,2-dichloroethane	9.12	62	28760	0.78	ppb		91
31) 1,1,1-trichloroethane	8.80	97	58077	0.74	ppb		88
32) Cyclohexane	9.48	56	16704	0.71	ppb	#	25
33) Carbon tetrachloride	9.42	117	69943	0.71	ppb		87
34) Benzene	9.39	78	47778m	0.71	ppb		
35) 1,4-dioxane	11.82	88	2625m	0.71	ppb		
36) 2,2,4-trimethylpentane	10.33	57	55817	0.74	ppb		84
37) Heptane	10.75	43	17532m	0.71	ppb		
38) Trichloroethene	10.87	130	31087	0.77	ppb		89
39) 1,2-dichloropropane	10.99	63	18021	0.71	ppb		81
40) Bromodichloromethane	11.38	83	49043	0.71	ppb		97
41) cis-1,3-dichloropropene	12.25	75	15426m	0.73	ppb		
42) trans-1,3-dichloropropene	13.05	75	15106	0.73	ppb		86
43) 1,1,2-trichloroethane	13.34	97	25100	0.78	ppb		77
45) Toluene	13.08	92	31205	0.83	ppb		98
46) Methyl Isobutyl Ketone	12.33	43	17274m	0.71	ppb		
47) Dibromochloromethane	14.00	129	59888m	0.81	ppb		
48) Methyl Butyl Ketone	13.73	43	10619m	0.71	ppb		

(#) = qualifier out of range (m) = manual integration

Quantitation Report (QT Reviewed)

Data File : C:\MSDCHEM\1\DATA\BG012805.D Vial: 5
Acq On : 28 Jan 2011 2:04 pm Operator: LL
Sample : B1UG_1.0 Inst : MSD #2
Misc : 1ugm3 & 0.25TCE,CT,VNCL STD Multiplr: 1.00
MS Integration Params: RTEINT.P
Quant Time: Feb 24 13:59:07 2011 Quant Results File: B118_1UG.RES

Quant Method : C:\MSDCHEM\1\METHODS\B118_1UG.M (RTE Integrator)
Title : TO-15 VOA Standards for 5 point calibration
Last Update : Tue Feb 01 16:05:43 2011
Response via : Initial Calibration
DataAcq Meth : B118_1UG

	Compound	R.T.	QIon	Response	Conc	Unit		Qvalue
49)	1,2-dibromoethane	14.25	107	29796	0.75	ppb		87
50)	Tetrachloroethylene	14.08	164	38625	0.89	ppb		99
51)	Chlorobenzene	15.02	112	43646	0.76	ppb		87
52)	Ethylbenzene	15.28	91	41986m	0.71	ppb		
53)	m&p-xylene	15.47	91	77031m	1.40	ppb		
54)	Styrene	15.87	104	24548	0.73	ppb		65
55)	Bromoform	15.96	173	62135m	0.81	ppb		
56)	o-xylene	15.90	91	41324m	0.71	ppb		
58)	1,1,2,2-tetrachloroethane	16.32	83	32046m	0.71	ppb		
59)	4-ethyltoluene	17.07	105	56124m	0.88	ppb		
60)	1,3,5-trimethylbenzene	17.12	105	43268m	0.81	ppb		
61)	1,2,4-trimethylbenzene	17.53	105	26318	0.75	ppb		87
62)	1,3-dichlorobenzene	17.78	146	32772	0.85	ppb		78
63)	benzyl chloride	17.85	91	30613	0.62	ppb		81
64)	1,4-dichlorobenzene	17.90	146	35834	0.86	ppb		89
65)	1,2-dichlorobenzene	18.18	146	28733	0.90	ppb		95
66)	1,2,4-trichlorobenzene	19.78	180	7885	1.10	ppb	#	74
68)	Hexachloro-1,3-butadiene	20.03	225	25136	1.06	ppb	#	92

(#) = qualifier out of range (m) = manual integration (+) = signals summed

Quantitation Report (QT Reviewed)

Data File : C:\MSDCHEM\1\DATA\BG012805.D Vial: 5
Acq On : 28 Jan 2011 2:04 pm Operator: LL
Sample : B1UG_1.0 Inst : MSD #2
Misc : 1ugm3 & 0.25TCE,CT,VNCL STD Multiplr: 1.00
MS Integration Params: RTEINT.P
Quant Time: Feb 24 14:21 2011 Quant Results File: B118_1UG.RES

Method : C:\MSDCHEM\1\METHODS\B118_1UG.M (RTE Integrator)
Title : TO-15 VOA Standards for 5 point calibration
Last Update : Tue Feb 01 16:05:43 2011
Response via : Initial Calibration

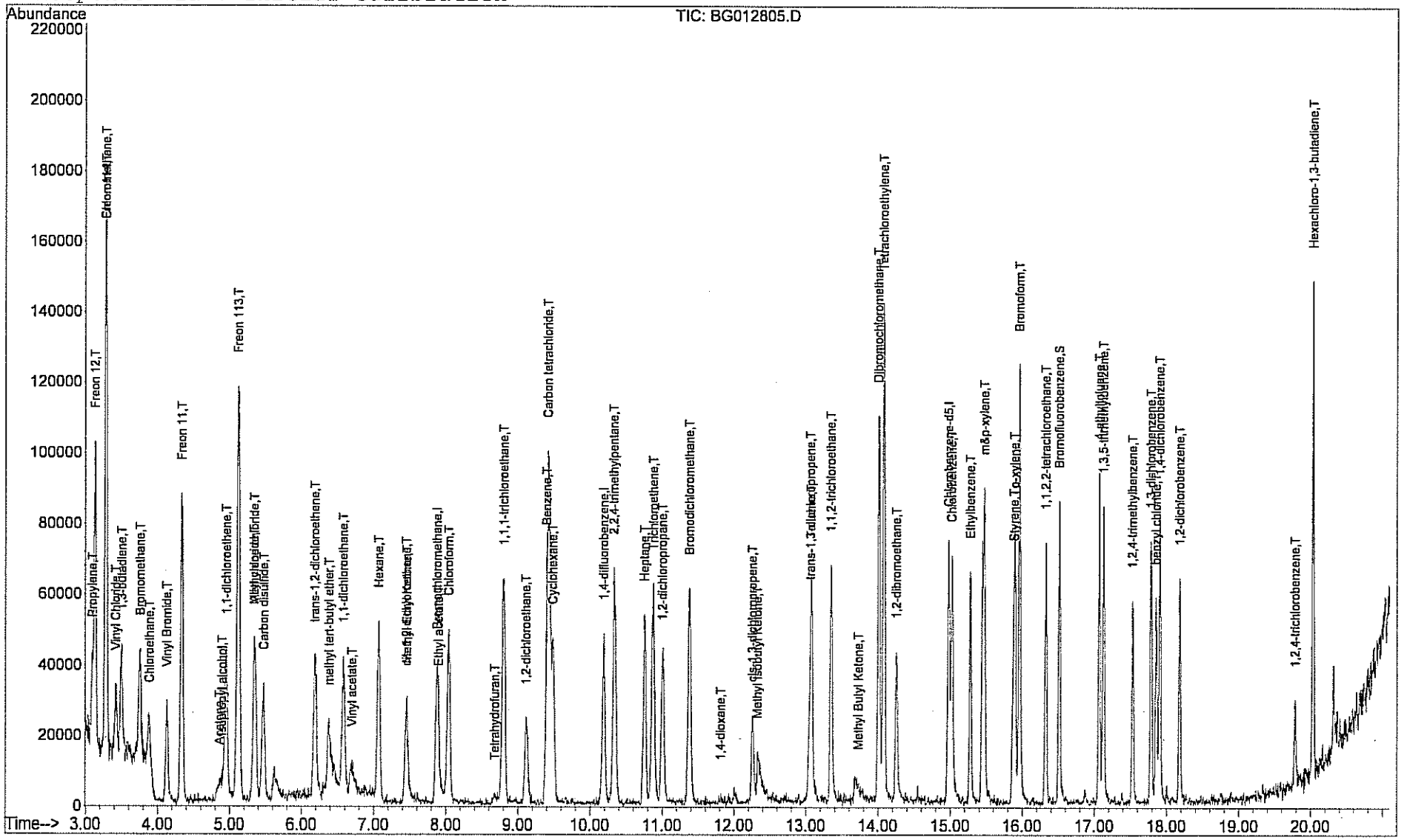

Centek Laboratories, LLC

GC/MS VOLATILES-WHOLE AIR

METHOD TO-15

RAW DATA

BFB

Data File : C:\MSDCHEM\1\DATA\BG011801.D
Acq On : 18 Jan 2011 12:21 pm
Sample : BFB1UG
Misc : 1ugm3 & 0.25TCE,CT, VNCL
MS Integration Params: RTEINT.P
Method : C:\MSDCHEM\1\METHODS\B118_1UG.M (RTE Integrator)
Title : TO-15 VOA Standards for 5 point calibration

Vial: 1
Operator: LL
Inst : MSD #2
Multiplr: 1.00

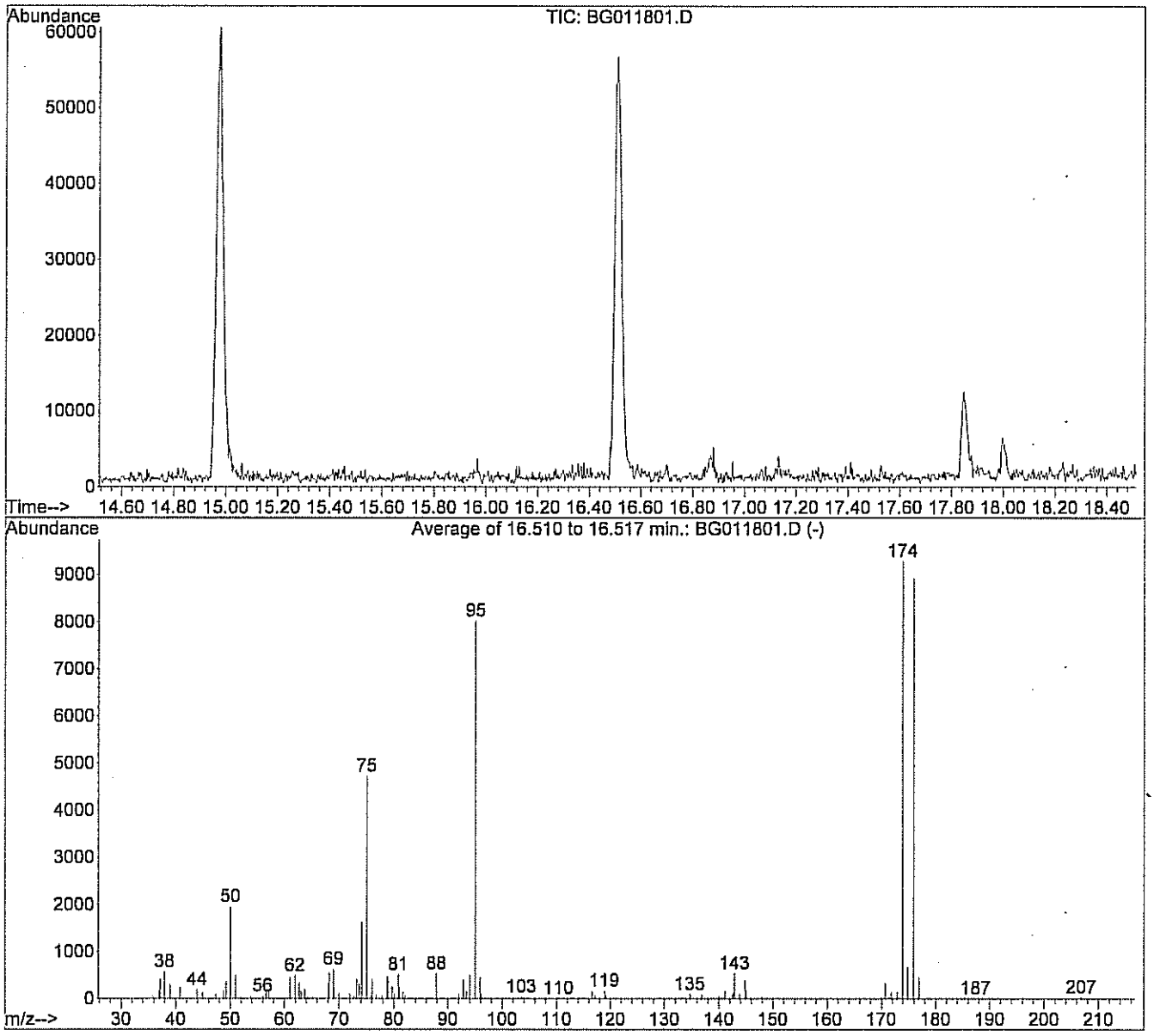

AutoFind: Scans 4206, 4207, 4208; Background Corrected with Scan 4192

Target Mass	Rel. to Mass	Lower Limit%	Upper Limit%	Rel. Abn%	Raw Abn	Result Pass/Fail
50	95	8	40	24.4	1958	PASS
75	95	30	66	58.9	4731	PASS
95	95	100	100	100.0	8027	PASS
96	95	5	9	5.7	454	PASS
173	174	0.00	2	1.5	141	PASS
174	95	50	120	115.8	9293	PASS
175	174	4	9	7.2	666	PASS
176	174	95	101	96.2	8943	PASS
177	176	5	9	5.1	458	PASS

BG011801.D B118_1UG.M Thu Feb 24 14:27:45 2011

BFB

Data File : C:\MSDCHEM\1\DATA\BG012601.D
Acq On : 26 Jan 2011 9:48 am
Sample : BFB1UG
Misc : 1ugm3 & 0.25TCE,CT,VNCL
MS Integration Params: RTEINT.P
Method : C:\MSDCHEM\1\METHODS\B118_1UG.M (RTE Integrator)
Title : TO-15 VOA Standards for 5 point calibration

Vial: 1
Operator: LL
Inst : MSD #2
Multiplr: 1.00

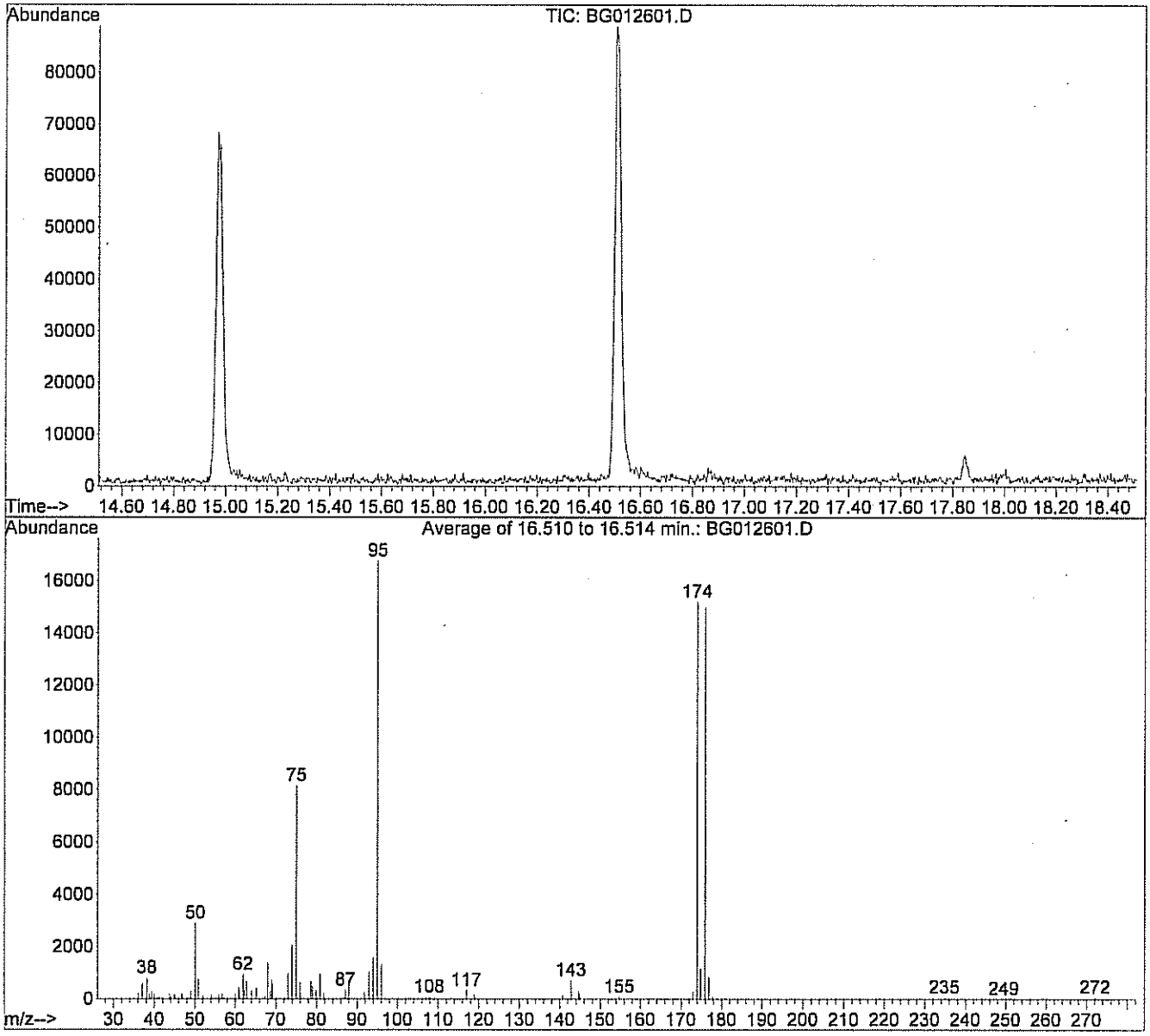

Spectrum Information: Average of 16.510 to 16.514 min.

Target Mass	Rel. to Mass	Lower Limit%	Upper Limit%	Rel. Abn%	Raw Abn	Result Pass/Fail
50	95	8	40	17.3	2905	PASS
75	95	30	66	48.7	8166	PASS
95	95	100	100	100.0	16775	PASS
96	95	5	9	8.0	1347	PASS
173	174	0.00	2	1.9	295	PASS
174	95	50	120	90.7	15213	PASS
175	174	4	9	7.9	1196	PASS
176	174	95	101	98.5	14978	PASS
177	176	5	9	5.6	840	PASS

BG012601.D B118_1UG.M Thu Feb 24 12:38:32 2011

BFB

Data File : C:\MSDCHEM\1\DATA\BG012701.D
Acq On : 27 Jan 2011 10:44 am
Sample : BFB1UG
Misc : 1ugm3 & 0.25TCE,CT,VNCL
MS Integration Params: RTEINT.P
Method : C:\MSDCHEM\1\METHODS\B118_1UG.M (RTE Integrator)
Title : TO-15 VOA Standards for 5 point calibration

Vial: 1
Operator: LL
Inst : MSD #2
Multiplr: 1.00

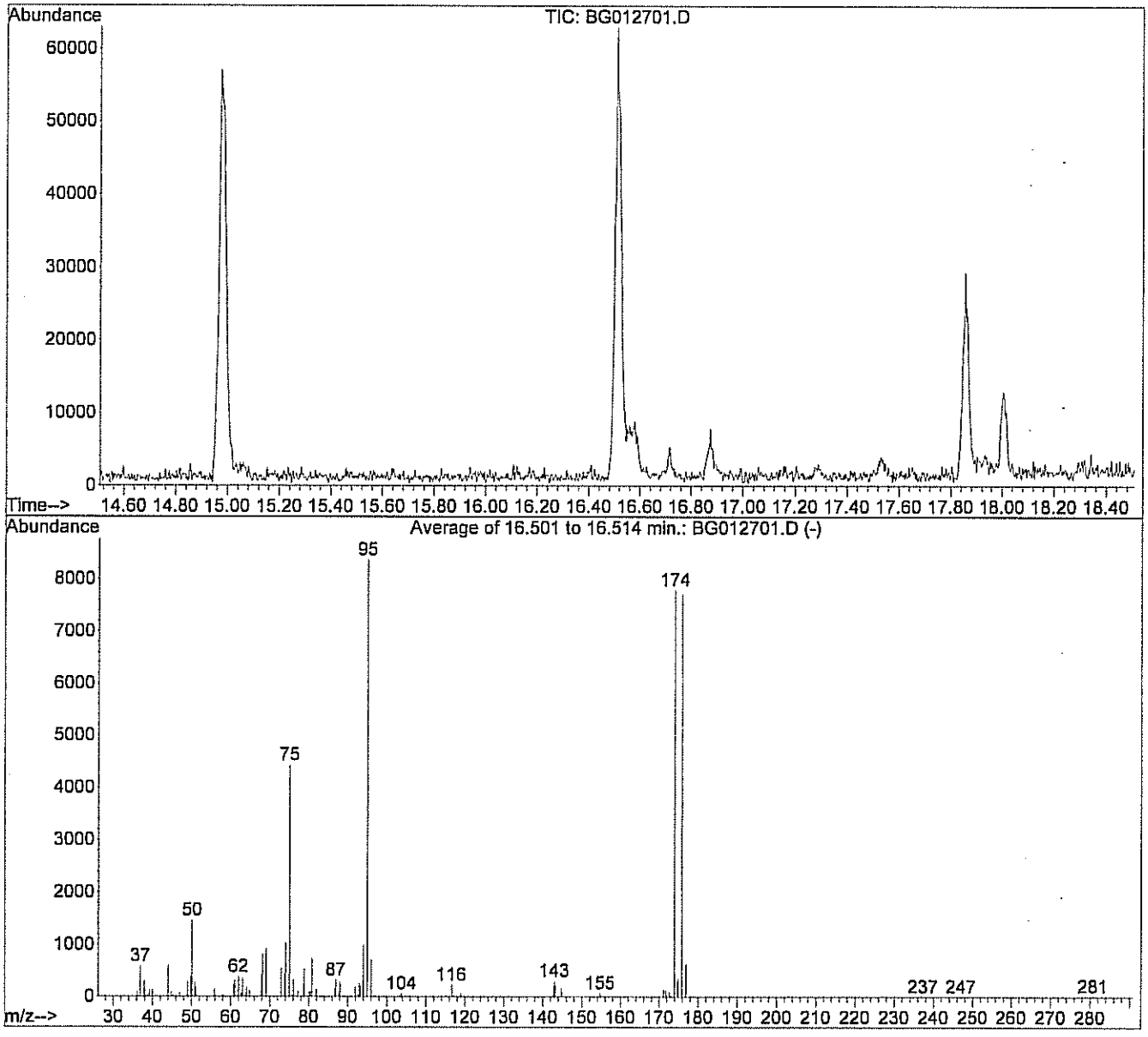

Spectrum Information: Average of 16.501 to 16.514 min.

Target Mass	Rel. to Mass	Lower Limit%	Upper Limit%	Rel. Abn%	Raw Abn	Result Pass/Fail
50	95	8	40	17.5	1464	PASS
75	95	30	66	53.0	4433	PASS
95	95	100	100	100.0	8361	PASS
96	95	5	9	8.6	718	PASS
173	174	0.00	2	0.0	0	PASS
174	95	50	120	93.2	7790	PASS
175	174	4	9	4.4	342	PASS
176	174	95	101	98.8	7700	PASS
177	176	5	9	8.2	628	PASS

BG012701.D B118_1UG.M Thu Feb 24 13:41:13 2011

BFB

Data File : C:\MSDCHEM\1\DATA\BG012804.D
Acq On : 28 Jan 2011 1:26 pm
Sample : BFB1UG
Misc : 1ugm3 & 0.25TCE,CT,VNCL
MS Integration Params: RTEINT.P
Method : C:\MSDCHEM\1\METHODS\B118_1UG.M (RTE Integrator)
Title : TO-15 VOA Standards for 5 point calibration

Vial: 4
Operator: LL
Inst : MSD #2
Multiplr: 1.00

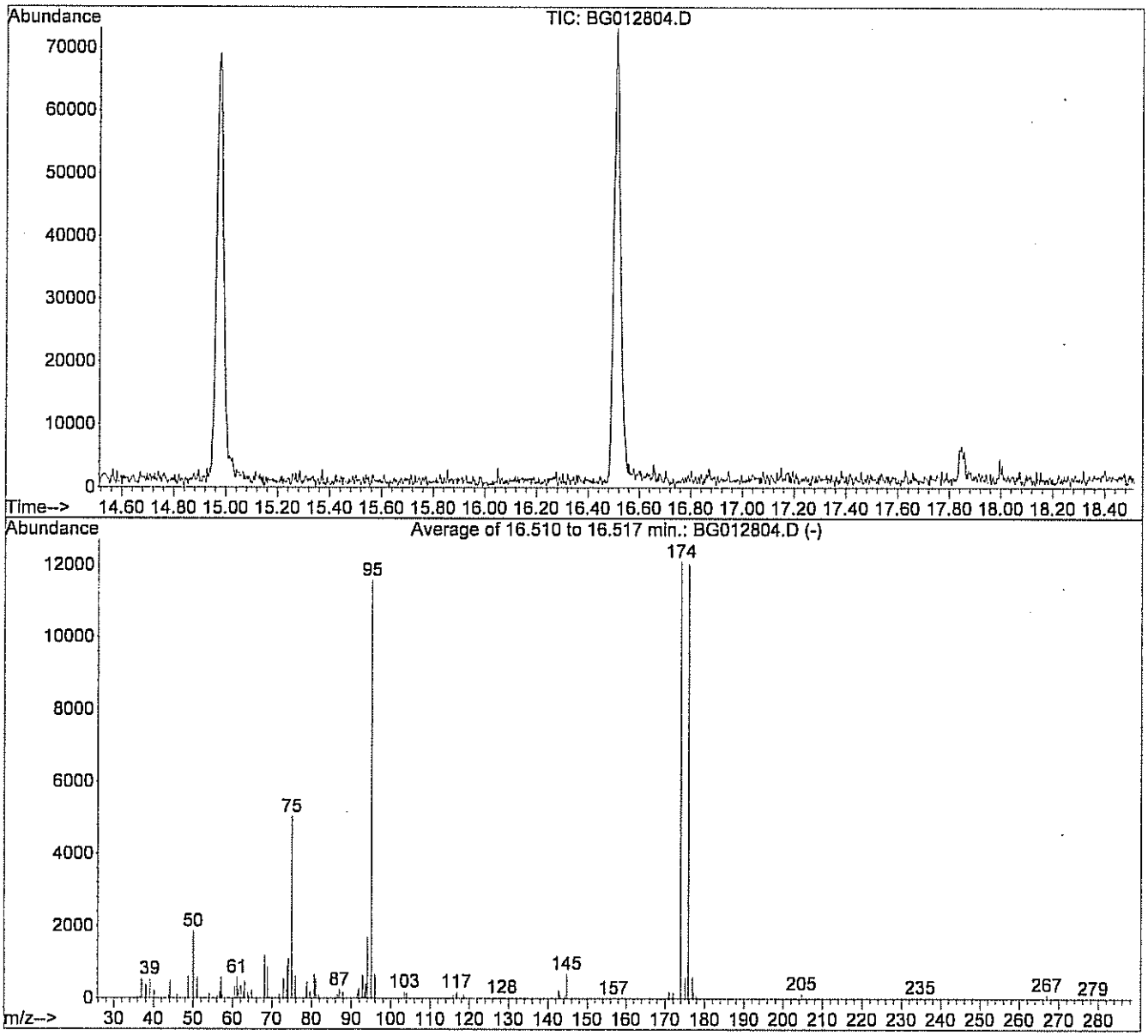

Spectrum Information: Average of 16.510 to 16.517 min.

Target Mass	Rel. to Mass	Lower Limit%	Upper Limit%	Rel. Abn%	Raw Abn	Result Pass/Fail
50	95	8	40	16.1	1861	PASS
75	95	30	66	43.5	5035	PASS
95	95	100	100	100.0	11583	PASS
96	95	5	9	5.7	657	PASS
173	174	0.00	2	0.0	0	PASS
174	95	50	120	104.5	12107	PASS
175	174	4	9	4.7	564	PASS
176	174	95	101	99.4	12035	PASS
177	176	5	9	5.0	603	PASS

BG012804.D B118_1UG.M Thu Feb 24 13:58:12 2011

GC/MS VOLATILES-WHOLE AIR

METHOD TO-15

RAW QC DATA

Date: *22-Feb-11*

CENTEK LABORATORIES, LLC

ANALYTICAL QC SUMMARY REPORT

CLIENT: Arcadis
Work Order: C1101035
Project: Lockheed Martin NJ001014.0001

TestCode: 0.25CT-TCE-VC

Sample ID	BLCS1UG-012611	SampType:	LCS	TestCode:	0.25CT-TCE-	Units:	ppbV	Prep Date:		RunNo:	4205
Client ID:	ZZZZZ	Batch ID:	R4205	TestNo:	TO-15			Analysis Date:	1/26/2011	SeqNo:	50472

Analyte	Result	PQL	SPK value	SPK Ref Val	%REC	LowLimit	HighLimit	RPD Ref Val	%RPD	RPDLimit	Qual
1,1,1-Trichloroethane	0.8200	0.15	1	0	82.0	70	130				
1,1,2,2-Tetrachloroethane	0.8400	0.15	1	0	84.0	70	130				
1,1,2-Trichloroethane	0.8100	0.15	1	0	81.0	70	130				
1,1-Dichloroethane	0.8300	0.15	1	0	83.0	70	130				
1,1-Dichloroethene	0.8800	0.15	1	0	88.0	70	130				
1,2,4-Trichlorobenzene	1.070	0.15	1	0	107	70	130				
1,2,4-Trimethylbenzene	0.9300	0.15	1	0	93.0	70	130				
1,2-Dibromoethane	0.8600	0.15	1	0	86.0	70	130				
1,2-Dichlorobenzene	0.9700	0.15	1	0	97.0	70	130				
1,2-Dichloroethane	0.7900	0.15	1	0	79.0	70	130				
1,2-Dichloropropane	0.7600	0.15	1	0	76.0	70	130				
1,3,5-Trimethylbenzene	0.9300	0.15	1	0	93.0	70	130				
1,3-butadiene	0.7700	0.15	1	0	77.0	70	130				
1,3-Dichlorobenzene	1.000	0.15	1	0	100	70	130				
1,4-Dichlorobenzene	0.9900	0.15	1	0	99.0	70	130				
1,4-Dioxane	0.9400	0.30	1	0	94.0	70	130				
2,2,4-trimethylpentane	0.8700	0.15	1	0	87.0	70	130				
4-ethyltoluene	0.9400	0.15	1	0	94.0	70	130				
Acetone	0.7500	0.30	1	0	75.0	70	130				
Allyl chloride	0.8400	0.15	1	0	84.0	70	130				
Benzene	0.7700	0.15	1	0	77.0	70	130				
Benzyl chloride	0.7800	0.15	1	0	78.0	70	130				
Bromodichloromethane	0.8200	0.15	1	0	82.0	70	130				
Bromoform	0.8300	0.15	1	0	83.0	70	130				
Bromomethane	0.7700	0.15	1	0	77.0	70	130				

Qualifiers:

.	Results reported are not blank corrected	E	Value above quantitation range	H	Holding times for preparation or analysis exceeded
J	Analyte detected at or below quantitation limits	ND	Not Detected at the Reporting Limit	R	RPD outside accepted recovery limits
S	Spike Recovery outside accepted recovery limits				

CLIENT: Arcadis
Work Order: C1101035
Project: Lockheed Martin NJ001014.0001

TestCode: 0.25CT-TCE-VC

Sample ID BLCS1UG-012611	SampType: LCS	TestCode: 0.25CT-TCE-	Units: ppbV	Prep Date:	RunNo: 4205
Client ID: ZZZZZ	Batch ID: R4205	TestNo: TO-15		Analysis Date: 1/26/2011	SeqNo: 50472

Analyte	Result	PQL	SPK value	SPK Ref Val	%REC	LowLimit	HighLimit	RPD Ref Val	%RPD	RPDLimit	Qual
Carbon disulfide	0.7600	0.15	1	0	76.0	70	130				
Carbon tetrachloride	0.7300	0.040	1	0	73.0	70	130				
Chlorobenzene	0.9900	0.15	1	0	99.0	70	130				
Chloroethane	0.7900	0.15	1	0	79.0	70	130				
Chloroform	0.7700	0.15	1	0	77.0	70	130				
Chloromethane	0.7600	0.15	1	0	76.0	70	130				
cis-1,2-Dichloroethene	0.7200	0.15	1	0	72.0	70	130				
cis-1,3-Dichloropropene	0.8000	0.15	1	0	80.0	70	130				
Cyclohexane	0.8700	0.15	1	0	87.0	70	130				
Dibromochloromethane	0.8600	0.15	1	0	86.0	70	130				
Ethyl acetate	0.7900	0.25	1	0	79.0	70	130				
Ethylbenzene	0.9500	0.15	1	0	95.0	70	130				
Freon 11	0.8200	0.15	1	0	82.0	70	130				
Freon 113	0.7700	0.15	1	0	77.0	70	130				
Freon 114	0.7600	0.15	1	0	76.0	70	130				
Freon 12	0.7800	0.15	1	0	78.0	70	130				
Heptane	0.8000	0.15	1	0	80.0	70	130				
Hexachloro-1,3-butadiene	1.030	0.15	1	0	103	70	130				
Hexane	0.7000	0.15	1	0	70.0	70	130				
Isopropyl alcohol	0.7600	0.15	1	0	76.0	70	130				
m&p-Xylene	1.870	0.30	2	0	93.5	70	130				
Methyl Butyl Ketone	1.100	0.30	1	0	110	70	130				
Methyl Ethyl Ketone	0.8000	0.30	1	0	80.0	70	130				
Methyl Isobutyl Ketone	0.8900	0.30	1	0	89.0	70	130				
Methyl tert-butyl ether	0.8500	0.15	1	0	85.0	70	130				
Methylene chloride	0.7500	0.15	1	0	75.0	70	130				
o-Xylene	0.9800	0.15	1	0	98.0	70	130				
Propylene	0.7100	0.15	1	0	71.0	70	130				
Styrene	0.9500	0.15	1	0	95.0	70	130				
Tetrachloroethylene	0.9000	0.15	1	0	90.0	70	130				
Tetrahydrofuran	0.9600	0.15	1	0	96.0	70	130				

Qualifiers:

.	Results reported are not blank corrected	E	Value above quantitation range	H	Holding times for preparation or analysis exceeded
J	Analyte detected at or below quantitation limits	ND	Not Detected at the Reporting Limit	R	RPD outside accepted recovery limits
S	Spike Recovery outside accepted recovery limits				

CLIENT: Arcadis
Work Order: C1101035
Project: Lockheed Martin NJ001014.0001 **TestCode: 0.25CT-TCE-VC**

Sample ID BLCS1UG-012611	SampType: LCS	TestCode: 0.25CT-TCE-	Units: ppbV	Prep Date:	RunNo: 4205
Client ID: ZZZZZ	Batch ID: R4205	TestNo: TO-15		Analysis Date: 1/26/2011	SeqNo: 50472

Analyte	Result	PQL	SPK value	SPK Ref Val	%REC	LowLimit	HighLimit	RPD Ref Val	%RPD	RPDLimit	Qual
Toluene	0.9400	0.15	1	0	94.0	70	130				
trans-1,2-Dichloroethene	0.8000	0.15	1	0	80.0	70	130				
trans-1,3-Dichloropropene	0.7600	0.15	1	0	76.0	70	130				
Trichloroethene	0.7100	0.040	1	0	71.0	70	130				
Vinyl acetate	0.9100	0.15	1	0	91.0	70	130				
Vinyl Bromide	0.8900	0.15	1	0	89.0	70	130				
Vinyl chloride	0.7800	0.040	1	0	78.0	70	130				

Sample ID BLCS1UG-012711	SampType: LCS	TestCode: 0.25CT-TCE-	Units: ppbV	Prep Date:	RunNo: 4206
Client ID: ZZZZZ	Batch ID: R4206	TestNo: TO-15		Analysis Date: 1/27/2011	SeqNo: 50507

Analyte	Result	PQL	SPK value	SPK Ref Val	%REC	LowLimit	HighLimit	RPD Ref Val	%RPD	RPDLimit	Qual
1,1,1-Trichloroethane	0.7000	0.15	1	0	70.0	70	130				
1,1,2,2-Tetrachloroethane	0.7000	0.15	1	0	70.0	70	130				
1,1,2-Trichloroethane	0.7000	0.15	1	0	70.0	70	130				
1,1-Dichloroethane	0.9400	0.15	1	0	94.0	70	130				
1,1-Dichloroethene	0.9000	0.15	1	0	90.0	70	130				
1,2,4-Trichlorobenzene	1.240	0.15	1	0	124	70	130				
1,2,4-Trimethylbenzene	0.7100	0.15	1	0	71.0	70	130				
1,2-Dibromoethane	0.7800	0.15	1	0	78.0	70	130				
1,2-Dichlorobenzene	0.8100	0.15	1	0	81.0	70	130				
1,2-Dichloroethane	0.9700	0.15	1	0	97.0	70	130				
1,2-Dichloropropane	0.7000	0.15	1	0	70.0	70	130				
1,3,5-Trimethylbenzene	0.8200	0.15	1	0	82.0	70	130				
1,3-butadiene	0.8100	0.15	1	0	81.0	70	130				
1,3-Dichlorobenzene	0.7800	0.15	1	0	78.0	70	130				
1,4-Dichlorobenzene	0.7900	0.15	1	0	79.0	70	130				
1,4-Dioxane	0.7100	0.30	1	0	71.0	70	130				
2,2,4-trimethylpentane	0.7300	0.15	1	0	73.0	70	130				
4-ethyltoluene	0.7100	0.15	1	0	71.0	70	130				

Qualifiers:

.	Results reported are not blank corrected	E	Value above quantitation range	H	Holding times for preparation or analysis exceeded
J	Analyte detected at or below quantitation limits	ND	Not Detected at the Reporting Limit	R	RPD outside accepted recovery limits
S	Spike Recovery outside accepted recovery limits				

CLIENT: Arcadis
Work Order: C1101035
Project: Lockheed Martin NJ001014.0001

TestCode: 0.25CT-TCE-VC

Sample ID	BLCS1UG-012711	SampType:	LCS	TestCode:	0.25CT-TCE-	Units:	ppbV	Prep Date:		RunNo:	4206
Client ID:	ZZZZZ	Batch ID:	R4206	TestNo:	TO-15			Analysis Date:	1/27/2011	SeqNo:	50507

Analyte	Result	PQL	SPK value	SPK Ref Val	%REC	LowLimit	HighLimit	RPD Ref Val	%RPD	RPDLimit	Qual
Acetone	0.7300	0.30	1	0	73.0	70	130				
Allyl chloride	0.8800	0.15	1	0	88.0	70	130				
Benzene	0.7300	0.15	1	0	73.0	70	130				
Benzyl chloride	0.7000	0.15	1	0	70.0	70	130				
Bromodichloromethane	0.7100	0.15	1	0	71.0	70	130				
Bromoform	0.7700	0.15	1	0	77.0	70	130				
Bromomethane	0.8900	0.15	1	0	89.0	70	130				
Carbon disulfide	0.8500	0.15	1	0	85.0	70	130				
Carbon tetrachloride	0.7100	0.040	1	0	71.0	70	130				
Chlorobenzene	0.8200	0.15	1	0	82.0	70	130				
Chloroethane	0.9300	0.15	1	0	93.0	70	130				
Chloroform	0.9500	0.15	1	0	95.0	70	130				
Chloromethane	0.8200	0.15	1	0	82.0	70	130				
cis-1,2-Dichloroethene	0.8900	0.15	1	0	89.0	70	130				
cis-1,3-Dichloropropene	0.7600	0.15	1	0	76.0	70	130				
Cyclohexane	0.7000	0.15	1	0	70.0	70	130				
Dibromochloromethane	0.7600	0.15	1	0	76.0	70	130				
Ethyl acetate	0.9500	0.25	1	0	95.0	70	130				
Ethylbenzene	0.7300	0.15	1	0	73.0	70	130				
Freon 11	0.9000	0.15	1	0	90.0	70	130				
Freon 113	0.8700	0.15	1	0	87.0	70	130				
Freon 114	0.8800	0.15	1	0	88.0	70	130				
Freon 12	0.9200	0.15	1	0	92.0	70	130				
Heptane	0.7600	0.15	1	0	76.0	70	130				
Hexachloro-1,3-butadiene	0.9200	0.15	1	0	92.0	70	130				
Hexane	0.8500	0.15	1	0	85.0	70	130				
Isopropyl alcohol	0.8000	0.15	1	0	80.0	70	130				
m&p-Xylene	1.410	0.30	2	0	70.5	70	130				
Methyl Butyl Ketone	0.8700	0.30	1	0	87.0	70	130				
Methyl Ethyl Ketone	0.7100	0.30	1	0	71.0	70	130				
Methyl Isobutyl Ketone	0.7100	0.30	1	0	71.0	70	130				

Qualifiers:

.	Results reported are not blank corrected	E	Value above quantitation range	H	Holding times for preparation or analysis exceeded
J	Analyte detected at or below quantitation limits	ND	Not Detected at the Reporting Limit	R	RPD outside accepted recovery limits
S	Spike Recovery outside accepted recovery limits				

Centek Laboratories, LLC

CLIENT: Arcadis
Work Order: C1101035
Project: Lockheed Martin NJ001014.0001 **TestCode: 0.25CT-TCE-VC**

Sample ID BLCS1UG-012711	SampType: LCS	TestCode: 0.25CT-TCE-	Units: ppbV	Prep Date:	RunNo: 4206
Client ID: ZZZZZ	Batch ID: R4206	TestNo: TO-15		Analysis Date: 1/27/2011	SeqNo: 50507

Analyte	Result	PQL	SPK value	SPK Ref Val	%REC	LowLimit	HighLimit	RPD Ref Val	%RPD	RPDLimit	Qual
Methyl tert-butyl ether	0.9500	0.15	1	0	95.0	70	130				
Methylene chloride	0.8500	0.15	1	0	85.0	70	130				
o-Xylene	0.7000	0.15	1	0	70.0	70	130				
Propylene	0.7900	0.15	1	0	79.0	70	130				
Styrene	0.7000	0.15	1	0	70.0	70	130				
Tetrachloroethylene	0.7800	0.15	1	0	78.0	70	130				
Tetrahydrofuran	0.8300	0.15	1	0	83.0	70	130				
Toluene	0.8800	0.15	1	0	88.0	70	130				
trans-1,2-Dichloroethene	0.8900	0.15	1	0	89.0	70	130				
trans-1,3-Dichloropropene	0.7300	0.15	1	0	73.0	70	130				
Trichloroethene	0.7000	0.040	1	0	70.0	70	130				
Vinyl acetate	0.9300	0.15	1	0	93.0	70	130				
Vinyl Bromide	0.9200	0.15	1	0	92.0	70	130				
Vinyl chloride	0.7900	0.040	1	0	79.0	70	130				

Sample ID BLCS1UG-012811	SampType: LCS	TestCode: 0.25CT-TCE-	Units: ppbV	Prep Date:	RunNo: 4207
Client ID: ZZZZZ	Batch ID: R4207	TestNo: TO-15		Analysis Date: 1/28/2011	SeqNo: 50560

Analyte	Result	PQL	SPK value	SPK Ref Val	%REC	LowLimit	HighLimit	RPD Ref Val	%RPD	RPDLimit	Qual
1,1,1-Trichloroethane	0.7300	0.15	1	0	73.0	70	130				
1,1,2,2-Tetrachloroethane	0.7500	0.15	1	0	75.0	70	130				
1,1,2-Trichloroethane	0.7600	0.15	1	0	76.0	70	130				
1,1-Dichloroethane	0.8300	0.15	1	0	83.0	70	130				
1,1-Dichloroethene	0.9300	0.15	1	0	93.0	70	130				
1,2,4-Trichlorobenzene	1.180	0.15	1	0	118	70	130				
1,2,4-Trimethylbenzene	0.9000	0.15	1	0	90.0	70	130				
1,2-Dibromoethane	0.8300	0.15	1	0	83.0	70	130				
1,2-Dichlorobenzene	0.9200	0.15	1	0	92.0	70	130				
1,2-Dichloroethane	0.8400	0.15	1	0	84.0	70	130				
1,2-Dichloropropane	0.7100	0.15	1	0	71.0	70	130				

Qualifiers:
. Results reported are not blank corrected
E Value above quantitation range
H Holding times for preparation or analysis exceeded
J Analyte detected at or below quantitation limits
ND Not Detected at the Reporting Limit
R RPD outside accepted recovery limits
S Spike Recovery outside accepted recovery limits

CLIENT: Arcadis
Work Order: C1101035
Project: Lockheed Martin NJ001014.0001

TestCode: 0.25CT-TCE-VC

Sample ID	BLCS1UG-012811	SampType:	LCS	TestCode:	0.25CT-TCE-	Units:	ppbV	Prep Date:		RunNo:	4207
Client ID:	ZZZZZ	Batch ID:	R4207	TestNo:	TO-15			Analysis Date:	1/28/2011	SeqNo:	50560

Analyte	Result	PQL	SPK value	SPK Ref Val	%REC	LowLimit	HighLimit	RPD Ref Val	%RPD	RPDLimit	Qual
1,3,5-Trimethylbenzene	0.9300	0.15	1	0	93.0	70	130				
1,3-butadiene	0.8200	0.15	1	0	82.0	70	130				
1,3-Dichlorobenzene	1.010	0.15	1	0	101	70	130				
1,4-Dichlorobenzene	1.040	0.15	1	0	104	70	130				
1,4-Dioxane	0.9100	0.30	1	0	91.0	70	130				
2,2,4-trimethylpentane	0.7200	0.15	1	0	72.0	70	130				
4-ethyltoluene	0.9100	0.15	1	0	91.0	70	130				
Acetone	0.7500	0.30	1	0	75.0	70	130				
Allyl chloride	0.8400	0.15	1	0	84.0	70	130				
Benzene	0.7300	0.15	1	0	73.0	70	130				
Benzyl chloride	0.7400	0.15	1	0	74.0	70	130				
Bromodichloromethane	0.7200	0.15	1	0	72.0	70	130				
Bromoform	0.9100	0.15	1	0	91.0	70	130				
Bromomethane	0.8600	0.15	1	0	86.0	70	130				
Carbon disulfide	0.7700	0.15	1	0	77.0	70	130				
Carbon tetrachloride	0.7500	0.040	1	0	75.0	70	130				
Chlorobenzene	0.8800	0.15	1	0	88.0	70	130				
Chloroethane	0.8000	0.15	1	0	80.0	70	130				
Chloroform	0.8000	0.15	1	0	80.0	70	130				
Chloromethane	0.7000	0.15	1	0	70.0	70	130				
cis-1,2-Dichloroethene	0.7700	0.15	1	0	77.0	70	130				
cis-1,3-Dichloropropene	0.7200	0.15	1	0	72.0	70	130				
Cyclohexane	0.7400	0.15	1	0	74.0	70	130				
Dibromochloromethane	0.8600	0.15	1	0	86.0	70	130				
Ethyl acetate	0.7700	0.25	1	0	77.0	70	130				
Ethylbenzene	0.8100	0.15	1	0	81.0	70	130				
Freon 11	0.8800	0.15	1	0	88.0	70	130				
Freon 113	0.8400	0.15	1	0	84.0	70	130				
Freon 114	0.8300	0.15	1	0	83.0	70	130				
Freon 12	0.8300	0.15	1	0	83.0	70	130				
Heptane	0.7100	0.15	1	0	71.0	70	130				

Qualifiers:

.	Results reported are not blank corrected	E	Value above quantitation range	H	Holding times for preparation or analysis exceeded
J	Analyte detected at or below quantitation limits	ND	Not Detected at the Reporting Limit	R	RPD outside accepted recovery limits
S	Spike Recovery outside accepted recovery limits				

CLIENT: Arcadis
Work Order: C1101035
Project: Lockheed Martin NJ001014.0001

TestCode: 0.25CT-TCE-VC

Sample ID	BLCS1UG-012811	SampType:	LCS	TestCode:	0.25CT-TCE-	Units:	ppbV	Prep Date:		RunNo:	4207
Client ID:	ZZZZZ	Batch ID:	R4207	TestNo:	TO-15			Analysis Date:	1/28/2011	SeqNo:	50560

Analyte	Result	PQL	SPK value	SPK Ref Val	%REC	LowLimit	HighLimit	RPD Ref Val	%RPD	RPDLimit	Qual
Hexachloro-1,3-butadiene	1.150	0.15	1	0	115	70	130				
Hexane	0.7100	0.15	1	0	71.0	70	130				
Isopropyl alcohol	0.7400	0.15	1	0	74.0	70	130				
m&p-Xylene	1.670	0.30	2	0	83.5	70	130				
Methyl Butyl Ketone	0.8400	0.30	1	0	84.0	70	130				
Methyl Ethyl Ketone	0.8400	0.30	1	0	84.0	70	130				
Methyl Isobutyl Ketone	0.7600	0.30	1	0	76.0	70	130				
Methyl tert-butyl ether	0.9000	0.15	1	0	90.0	70	130				
Methylene chloride	0.7900	0.15	1	0	79.0	70	130				
o-Xylene	0.8500	0.15	1	0	85.0	70	130				
Propylene	0.7400	0.15	1	0	74.0	70	130				
Styrene	0.8600	0.15	1	0	86.0	70	130				
Tetrachloroethylene	0.9700	0.15	1	0	97.0	70	130				
Tetrahydrofuran	0.7400	0.15	1	0	74.0	70	130				
Toluene	0.9100	0.15	1	0	91.0	70	130				
trans-1,2-Dichloroethene	0.8200	0.15	1	0	82.0	70	130				
trans-1,3-Dichloropropene	0.7100	0.15	1	0	71.0	70	130				
Trichloroethene	0.8000	0.040	1	0	80.0	70	130				
Vinyl acetate	0.7400	0.15	1	0	74.0	70	130				
Vinyl Bromide	0.9400	0.15	1	0	94.0	70	130				
Vinyl chloride	0.7700	0.040	1	0	77.0	70	130				

Qualifiers:

.	Results reported are not blank corrected	E	Value above quantitation range	H	Holding times for preparation or analysis exceeded
J	Analyte detected at or below quantitation limits	ND	Not Detected at the Reporting Limit	R	RPD outside accepted recovery limits
S	Spike Recovery outside accepted recovery limits				

Centek Laboratories, LLC

Quantitation Report (QT Reviewed)

Data File : C:\MSDCHEM\1\DATA\BG012606.D Vial: 6
Acq On : 26 Jan 2011 1:33 pm Operator: LL
Sample : BLCS1UG-012611 Inst : MSD #2
Misc : 1ugm3 & 0.25TCE,CT,VNCL LCS Multiplr: 1.00
MS Integration Params: RTEINT.P
Quant Time: Jan 26 14:01:54 2011 Quant Results File: B118_1UG.RES

Quant Method : C:\MSDCHEM\1\METHODS\B118_1UG.M (RTE Integrator)
Title : TO-15 VOA Standards for 5 point calibration
Last Update : Wed Jan 26 14:01:48 2011
Response via : Initial Calibration
DataAcq Meth : B118_1UG

Internal Standards	R.T.	QIon	Response	Conc	Units		Dev(Min)
1) Bromochloromethane	7.87	128	19342	1.00	ppb		0.00
30) 1,4-difluorobenzene	10.18	114	45225	1.00	ppb		0.00
44) Chlorobenzene-d5	14.98	117	45666	1.00	ppb		0.00
System Monitoring Compounds							
57) Bromofluorobenzene	16.52	95	25521	1.04	ppb		0.00
Spiked Amount 1.000	Range 70 - 130		Recovery = 104.00%				
Target Compounds							Qvalue
2) Propylene	3.09	41	16759	0.71	ppb		73
3) Freon 12	3.13	85	92281	0.78	ppb		97
4) Chloromethane	3.27	50	32258	0.76	ppb		81
5) Freon 114	3.27	85	80732	0.76	ppb		89
6) Vinyl Chloride	3.41	62	22893	0.78	ppb		95
7) 1,3-butadiene	3.49	39	15457	0.77	ppb		90
8) Bromomethane	3.74	94	23556	0.77	ppb		89
9) Chloroethane	3.86	64	11997	0.79	ppb		85
10) Vinyl Bromide	4.13	106	25802	0.89	ppb		91
11) Freon 11	4.33	101	92919 L.L.	0.82	ppb		93
12) Acetone	4.76	58	9728m	0.75	ppb		
13) Isopropyl alcohol	4.87	45	17923m	0.76	ppb		
14) 1,1-dichloroethene	4.94	96	25630	0.88	ppb		95
15) Freon 113	5.12	101	59219	0.77	ppb		81
16) Methylene chloride	5.35	84	22141	0.75	ppb	#	78
17) Allyl chloride	5.32	41	23457	0.84	ppb		84
18) Carbon disulfide	5.46	76	74365	0.76	ppb		93
19) trans-1,2-dichloroethene	6.19	61	35062	0.80	ppb		93
20) methyl tert-butyl ether	6.34	73	43613	0.85	ppb		80
21) 1,1-dichloroethane	6.58	63	50232	0.83	ppb		96
22) Vinyl acetate	6.67	43	32950	0.91	ppb		99
23) Methyl Ethyl Ketone	7.36	43	16115	0.80	ppb		100
24) cis-1,2-dichloroethene	7.45	61	19465	0.72	ppb	#	73
25) Hexane	7.06	41	24566	0.70	ppb	#	69
26) Ethyl acetate	7.85	43	20840	0.79	ppb		92
27) Chloroform	8.03	83	50364	0.77	ppb		98
28) Tetrahydrofuran	8.60	42	7247m	0.96	ppb		
29) 1,2-dichloroethane	9.12	62	31774	0.79	ppb		96
31) 1,1,1-trichloroethane	8.79	97	62809	0.82	ppb		94
32) Cyclohexane	9.48	56	19841	0.87	ppb	#	41
33) Carbon tetrachloride	9.42	117	69683	0.73	ppb		86
34) Benzene	9.41	78	49915	0.77	ppb		92
35) 1,4-dioxane	11.81	88	3388m	0.94	ppb		
36) 2,2,4-trimethylpentane	10.33	57	64225	0.87	ppb		90
37) Heptane	10.75	43	19284	0.80	ppb		97
38) Trichloroethene	10.87	130	27818	0.71	ppb	#	76
39) 1,2-dichloropropane	11.01	63	18548	0.76	ppb		86
40) Bromodichloromethane	11.38	83	54577	0.82	ppb		99
41) cis-1,3-dichloropropene	12.25	75	16516	0.80	ppb		94
42) trans-1,3-dichloropropene	13.03	75	15257	0.76	ppb		67
43) 1,1,2-trichloroethane	13.35	97	25325	0.81	ppb	#	66
45) Toluene	13.07	92	31691	0.94	ppb		90
46) Methyl Isobutyl Ketone	12.33	43	19362	0.89	ppb		73
47) Dibromochloromethane	14.01	129	56705	0.86	ppb		98
48) Methyl Butyl Ketone	13.67	43	14710	1.10	ppb		96

(#) = qualifier out of range (m) = manual integration

Quantitation Report (QT Reviewed)

Data File : C:\MSDCHEM\1\DATA\BG012606.D Vial: 6
Acq On : 26 Jan 2011 1:33 pm Operator: LL
Sample : BLCS1UG-012611 Inst : MSD #2
Misc : 1ugm3 & 0.25TCE,CT,VNCL LCS Multiplr: 1.00
MS Integration Params: RTEINT.P
Quant Time: Jan 26 14:01:54 2011 Quant Results File: B118_1UG.RES

Quant Method : C:\MSDCHEM\1\METHODS\B118_1UG.M (RTE Integrator)
Title : TO-15 VOA Standards for 5 point calibration
Last Update : Wed Jan 26 14:01:48 2011
Response via : Initial Calibration
DataAcq Meth : B118_1UG

	Compound	R.T.	QIon	Response	Conc	Unit		Qvalue
49)	1,2-dibromoethane	14.25	107	30401	0.86	ppb		91
50)	Tetrachloroethylene	14.08	164	34929	0.90	ppb		97
51)	Chlorobenzene	15.02	112	50821	0.99	ppb		94
52)	Ethylbenzene	15.27	91	50151	0.95	ppb		93
53)	m&p-xylene	15.47	91	91800	1.87	ppb		99
54)	Styrene	15.87	104	28797	0.95	ppb	#	60
55)	Bromoform	15.96	173	57573	0.83	ppb		88
56)	o-xylene	15.89	91	50521m	0.98	ppb		
58)	1,1,2,2-tetrachloroethane	16.32	83	34011	0.84	ppb		98
59)	4-ethyltoluene	17.07	105	53674	0.94	ppb		80
60)	1,3,5-trimethylbenzene	17.13	105	44551	0.93	ppb		86
61)	1,2,4-trimethylbenzene	17.53	105	29169	0.93	ppb		80
62)	1,3-dichlorobenzene	17.78	146	34686	1.00	ppb		86
63)	benzyl chloride	17.85	91	34625	0.78	ppb		87
64)	1,4-dichlorobenzene	17.90	146	36959	0.99	ppb		93
65)	1,2-dichlorobenzene	18.18	146	27951	0.97	ppb		86
66)	1,2,4-trichlorobenzene	19.78	180	6872	1.07	ppb	#	67
68)	Hexachloro-1,3-butadiene	20.03	225	22015	1.03	ppb		85

(#) = qualifier out of range (m) = manual integration (+) = signals summed

Quantitation Report (QT Reviewed)

Data File : C:\MSDCHEM\1\DATA\BG012606.D
Acq On : 26 Jan 2011 1:33 pm
Sample : BLCS1UG-012611
Misc : 1ugm3 & 0.25TCE,CT,VNCL LCS
MS Integration Params: RTEINT.P
Quant Time: Feb 2 9:41 2011

Vial: 6
Operator: LL
Inst : MSD #2
Multiplr: 1.00

Quant Results File: B118_1UG.RES

Method : C:\MSDCHEM\1\METHODS\B118_1UG.M (RTE Integrator)
Title : TO-15 VOA Standards for 5 point calibration
Last Update : Tue Feb 01 16:05:43 2011
Response via : Initial Calibration

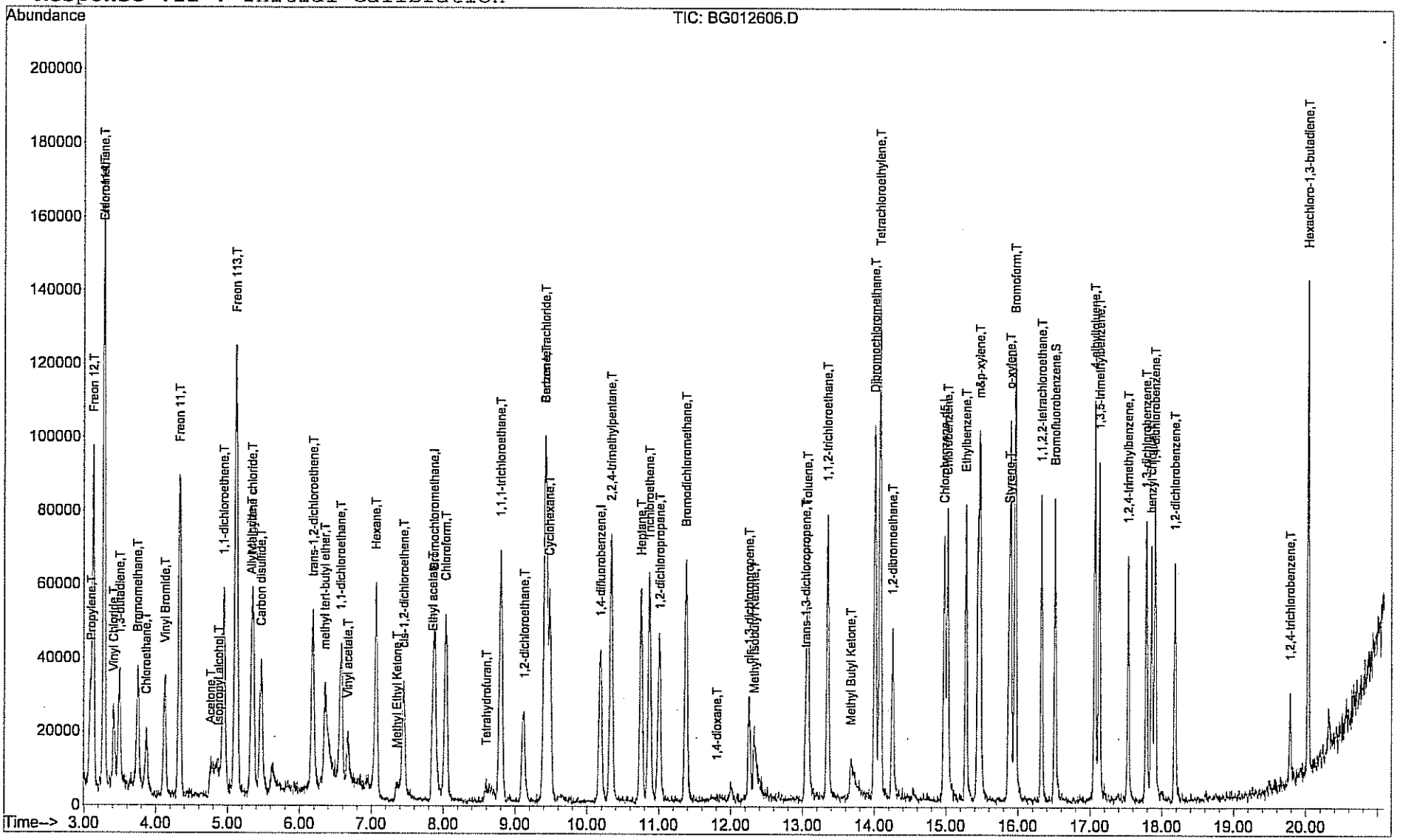

BG012606.D B118_1UG.M Thu Feb 24 12:45:52 2011 Page 3

Centek Laboratories, LLC

Quantitation Report (QT Reviewed)

Data File : C:\MSDCHEM\1\DATA\BG012704.D Vial: 4
Acq On : 27 Jan 2011 12:44 pm Operator: LL
Sample : BLCS1UG-012711 Inst : MSD #2
Misc : 1ugm3 & 0.25TCE,CT,VNCL LCS Multiplr: 1.00
MS Integration Params: RTEINT.P
Quant Time: Feb 02 10:54:55 2011 Quant Results File: B118_1UG.RES

Quant Method : C:\MSDCHEM\1\METHODS\B118_1UG.M (RTE Integrator)
Title : TO-15 VOA Standards for 5 point calibration
Last Update : Tue Feb 01 16:05:43 2011
Response via : Initial Calibration
DataAcq Meth : B118_1UG

Internal Standards	R.T.	QIon	Response	Conc	Units		Dev(Min)
1) Bromochloromethane	7.88	128	17138	1.00	ppb		0.00
30) 1,4-difluorobenzene	10.19	114	53436	1.00	ppb		0.00
44) Chlorobenzene-d5	14.98	117	54947	1.00	ppb		0.00
System Monitoring Compounds							
57) Bromofluorobenzene	16.51	95	29756	1.01	ppb		0.00
Spiked Amount 1.000	Range 70 - 130		Recovery = 101.00%				
Target Compounds							Qvalue
2) Propylene	3.09	41	16606	0.79	ppb		65
3) Freon 12	3.13	85	95887	0.92	ppb		96
4) Chloromethane	3.27	50	30937	0.82	ppb		75
5) Freon 114	3.28	85	82313	0.88	ppb		87
6) Vinyl Chloride	3.42	62	20336	0.79	ppb		96
7) 1,3-butadiene	3.49	39	14351	0.81	ppb		97
8) Bromomethane	3.75	94	24233	0.89	ppb		91
9) Chloroethane	3.87	64	12503	0.93	ppb		87
10) Vinyl Bromide	4.13	106	23852	0.92	ppb		86
11) Freon 11	4.33	101	90499 LL	0.90	ppb		97
12) Acetone	4.88	58	8425m	0.73	ppb		
13) Isopropyl alcohol	4.98	45	16792m	0.80	ppb		
14) 1,1-dichloroethene	4.95	96	23234	0.90	ppb		95
15) Freon 113	5.13	101	59378	0.87	ppb		81
16) Methylene chloride	5.36	84	22395	0.85	ppb	#	80
17) Allyl chloride	5.35	41	21700	0.88	ppb		86
18) Carbon disulfide	5.47	76	74291	0.85	ppb		97
19) trans-1,2-dichloroethene	6.19	61	34648	0.89	ppb		87
20) methyl tert-butyl ether	6.40	73	43005m	0.95	ppb		
21) 1,1-dichloroethane	6.58	63	50245	0.94	ppb		96
22) Vinyl acetate	6.71	43	29969m	0.93	ppb		
23) Methyl Ethyl Ketone	7.50	43	12625m	0.71	ppb		
24) cis-1,2-dichloroethene	7.47	61	21154	0.89	ppb		82
25) Hexane	7.07	41	26341	0.85	ppb	#	71
26) Ethyl acetate	7.94	43	22236m	0.95	ppb		
27) Chloroform	8.05	83	54821	0.95	ppb		97
28) Tetrahydrofuran	8.78	42	5593m	0.83	ppb		
29) 1,2-dichloroethane	9.12	62	34384	0.97	ppb		86
31) 1,1,1-trichloroethane	8.82	97	63199	0.70	ppb		86
32) Cyclohexane	9.49	56	18855	0.70	ppb	#	28
33) Carbon tetrachloride	9.43	117	80547m	0.71	ppb		
34) Benzene	9.41	78	56069m	0.73	ppb		
35) 1,4-dioxane	11.81	88	3013m	0.71	ppb		
36) 2,2,4-trimethylpentane	10.34	57	63307	0.73	ppb		87
37) Heptane	10.76	43	21401	0.76	ppb		96
38) Trichloroethene	10.88	130	32482	0.70	ppb		91
39) 1,2-dichloropropane	11.01	63	20288m	0.70	ppb		
40) Bromodichloromethane	11.38	83	55580m	0.71	ppb		
41) cis-1,3-dichloropropene	12.25	75	18413	0.76	ppb		91
42) trans-1,3-dichloropropene	13.06	75	17231	0.73	ppb	#	30
43) 1,1,2-trichloroethane	13.35	97	25930m	0.70	ppb		
45) Toluene	13.07	92	35394	0.88	ppb	#	82
46) Methyl Isobutyl Ketone	12.35	43	18712	0.71	ppb		75
47) Dibromochloromethane	14.02	129	59888m	0.76	ppb		
48) Methyl Butyl Ketone	13.70	43	14047	0.87	ppb		96

(#) = qualifier out of range (m) = manual integration

Quantitation Report (QT Reviewed)

Data File : C:\MSDCHEM\1\DATA\BG012704.D Vial: 4
Acq On : 27 Jan 2011 12:44 pm Operator: LL
Sample : BLCS1UG-012711 Inst : MSD #2
Misc : 1ugm3 & 0.25TCE,CT,VNCL LCS Multiplr: 1.00
MS Integration Params: RTEINT.P
Quant Time: Feb 02 10:54:55 2011 Quant Results File: B118_1UG.RES

Quant Method : C:\MSDCHEM\1\METHODS\B118_1UG.M (RTE Integrator)
Title : TO-15 VOA Standards for 5 point calibration
Last Update : Tue Feb 01 16:05:43 2011
Response via : Initial Calibration
DataAcq Meth : B118_1UG

	Compound	R.T.	QIon	Response	Conc	Unit		Qvalue
49)	1,2-dibromoethane	14.25	107	33404	0.78	ppb		87
50)	Tetrachloroethylene	14.08	164	36659	0.78	ppb		97
51)	Chlorobenzene	15.02	112	50327	0.82	ppb		88
52)	Ethylbenzene	15.28	91	46358	0.73	ppb		91
53)	m&p-xylene	15.47	91	83291	1.41	ppb		96
54)	Styrene	15.86	104	25268m	0.70	ppb		
55)	Bromoform	15.96	173	63787	0.77	ppb		95
56)	o-xylene	15.90	91	43392	0.70	ppb		97
58)	1,1,2,2-tetrachloroethane	16.33	83	33935	0.70	ppb		98
59)	4-ethyltoluene	17.07	105	49093	0.71	ppb		80
60)	1,3,5-trimethylbenzene	17.12	105	47612	0.82	ppb		91
61)	1,2,4-trimethylbenzene	17.53	105	26808	0.71	ppb		83
62)	1,3-dichlorobenzene	17.78	146	32438	0.78	ppb		77
63)	benzyl chloride	17.86	91	37244m	0.70	ppb		
64)	1,4-dichlorobenzene	17.90	146	35287	0.79	ppb		83
65)	1,2-dichlorobenzene	18.19	146	27839	0.81	ppb		96
66)	1,2,4-trichlorobenzene	19.78	180	9562	1.24	ppb	#	78
68)	Hexachloro-1,3-butadiene	20.03	225	23580	0.92	ppb	#	78

(#) = qualifier out of range (m) = manual integration (+) = signals summed

Quantitation Report (QT Reviewed)

Data File : C:\MSDCHEM\1\DATA\BG012704.D
Acq On : 27 Jan 2011 12:44 pm
Sample : BLCS1UG-012711
Misc : 1ugm3 & 0.25TCE,CT,VNCL LCS
MS Integration Params: RTEINT.P
Quant Time: Feb 2 11:04 2011

Vial: 4
Operator: LL
Inst : MSD #2
Multiplr: 1.00

Quant Results File: B118_1UG.RES

Method : C:\MSDCHEM\1\METHODS\B118_1UG.M (RTE Integrator)
Title : TO-15 VOA Standards for 5 point calibration
Last Update : Tue Feb 01 16:05:43 2011
Response via : Initial Calibration

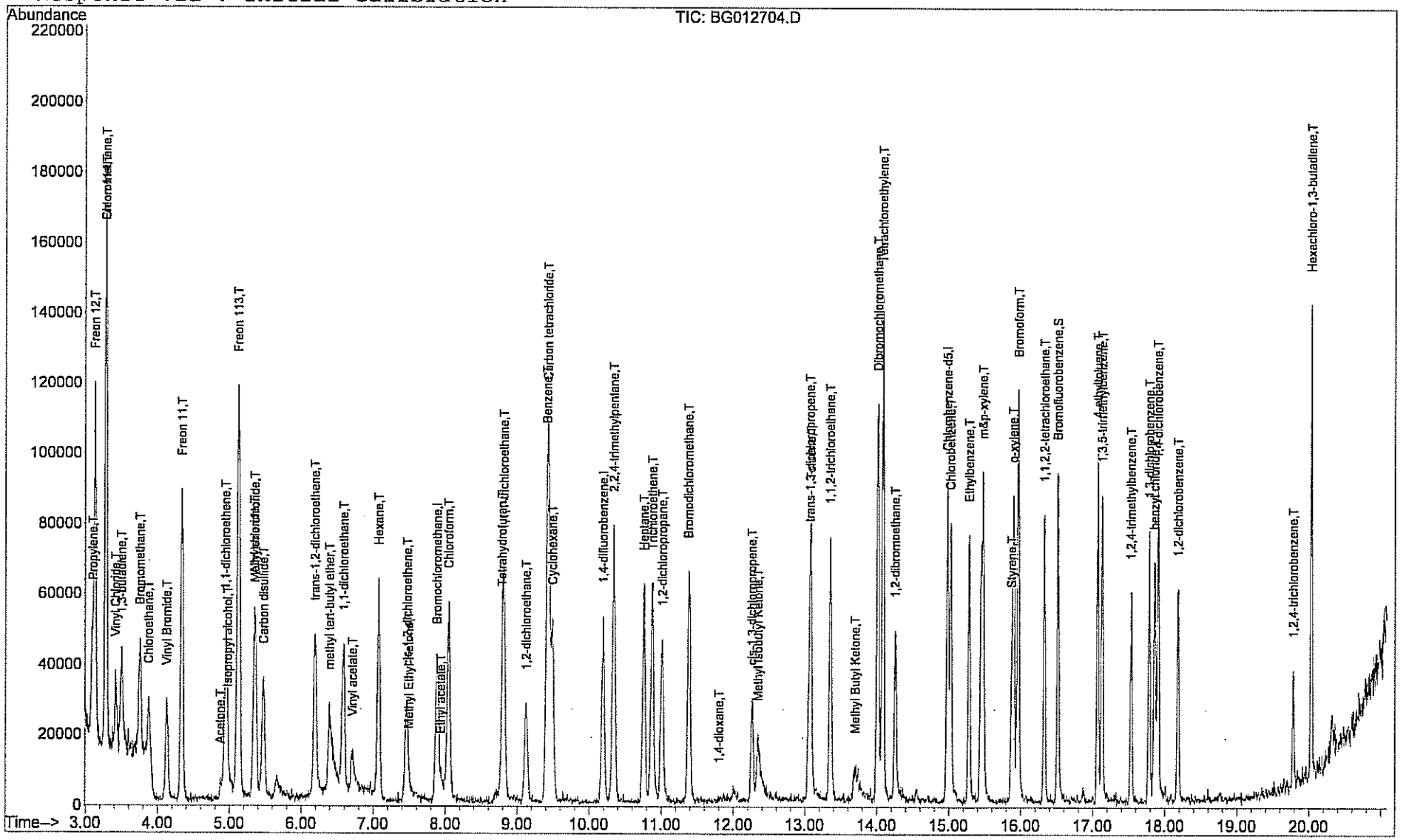

Centek Laboratories, LLC

Quantitation Report (QT Reviewed)

Data File : C:\MSDCHEM\1\DATA\BG012807.D Vial: 7
Acq On : 28 Jan 2011 3:27 pm Operator: LL
Sample : BLCS1UG-012811 Inst : MSD #2
Misc : 1ugm3 & 0.25TCE,CT,VNCL LCS Multiplr: 1.00
MS Integration Params: RTEINT.P
Quant Time: Feb 02 12:50:54 2011 Quant Results File: B118_1UG.RES

Quant Method : C:\MSDCHEM\1\METHODS\B118_1UG.M (RTE Integrator)
Title : TO-15 VOA Standards for 5 point calibration
Last Update : Tue Feb 01 16:05:43 2011
Response via : Initial Calibration
DataAcq Meth : B118_1UG

Internal Standards	R.T.	QIon	Response	Conc	Units		Dev(Min)
1) Bromochloromethane	7.87	128	18533	1.00	ppb		0.00
30) 1,4-difluorobenzene	10.18	114	48861	1.00	ppb		0.00
44) Chlorobenzene-d5	14.97	117	49640	1.00	ppb		0.00
System Monitoring Compounds							
57) Bromofluorobenzene	16.51	95	25117	0.95	ppb		0.00
Spiked Amount 1.000	Range 70 - 130		Recovery =	95.00%			
Target Compounds							Qvalue
2) Propylene	3.08	41	16868m	0.74	ppb		
3) Freon 12	3.13	85	93295	0.83	ppb		96
4) Chloromethane	3.28	50	28684	0.70	ppb		83
5) Freon 114	3.27	85	84380	0.83	ppb		80
6) Vinyl Chloride	3.42	62	21665	0.77	ppb		94
7) 1,3-butadiene	3.49	39	15729	0.82	ppb		95
8) Bromomethane	3.75	94	25283	0.86	ppb		93
9) Chloroethane	3.88	64	11564	0.80	ppb		95
10) Vinyl Bromide	4.12	106	26197	0.94	ppb		87
11) Freon 11	4.32	101	95092	0.88	ppb		93
12) Acetone	4.76	58	9260m	0.75	ppb		
13) Isopropyl alcohol	4.85	45	16645m	0.74	ppb		
14) 1,1-dichloroethene	4.95	96	26017	0.93	ppb	#	85
15) Freon 113	5.12	101	61854	0.84	ppb	#	74
16) Methylene chloride	5.35	84	22385	0.79	ppb	#	82
17) Allyl chloride	5.34	41	22421	0.84	ppb		92
18) Carbon disulfide	5.46	76	72621	0.77	ppb		94
19) trans-1,2-dichloroethene	6.18	61	34670	0.82	ppb		85
20) methyl tert-butyl ether	6.36	73	44339m	0.90	ppb		
21) 1,1-dichloroethane	6.58	63	47813	0.83	ppb		97
22) Vinyl acetate	6.67	43	25775	0.74	ppb		92
23) Methyl Ethyl Ketone	7.36	43	16255	0.84	ppb	#	100
24) cis-1,2-dichloroethene	7.45	61	20010	0.77	ppb	#	68
25) Hexane	7.06	41	23747m	0.71	ppb		
26) Ethyl acetate	7.85	43	19451	0.77	ppb		90
27) Chloroform	8.04	83	50204	0.80	ppb		99
28) Tetrahydrofuran	8.63	42	5372m	0.74	ppb		
29) 1,2-dichloroethane	9.11	62	32178	0.84	ppb		93
31) 1,1,1-trichloroethane	8.80	97	60129	0.73	ppb		85
32) Cyclohexane	9.48	56	18195m	0.74	ppb		
33) Carbon tetrachloride	9.43	117	77295	0.75	ppb		90
34) Benzene	9.41	78	50901	0.73	ppb		95
35) 1,4-dioxane	11.86	88	3524m	0.91	ppb		
36) 2,2,4-trimethylpentane	10.34	57	56933	0.72	ppb		86
37) Heptane	10.76	43	18323m	0.71	ppb		
38) Trichloroethene	10.86	130	33667	0.80	ppb		86
39) 1,2-dichloropropane	11.02	63	18668m	0.71	ppb		
40) Bromodichloromethane	11.38	83	51961	0.72	ppb		100
41) cis-1,3-dichloropropene	12.26	75	15984	0.72	ppb		92
42) trans-1,3-dichloropropene	13.05	75	15329m	0.71	ppb		
43) 1,1,2-trichloroethane	13.34	97	25693	0.76	ppb		73
45) Toluene	13.08	92	33349	0.91	ppb	#	84
46) Methyl Isobutyl Ketone	12.32	43	17993	0.76	ppb		77
47) Dibromochloromethane	14.01	129	61600	0.86	ppb		100
48) Methyl Butyl Ketone	13.69	43	12257	0.84	ppb		84

(#) = qualifier out of range (m) = manual integration

Quantitation Report (QT Reviewed)

Data File : C:\MSDCHEM\1\DATA\BG012807.D
Acq On : 28 Jan 2011 3:27 pm
Sample : BLCS1UG-012811
Misc : 1ugm3 & 0.25TCE,CT,VNCL LCS
MS Integration Params: RTEINT.P
Quant Time: Feb 02 12:50:54 2011

Vial: 7
Operator: LL
Inst : MSD #2
Multiplr: 1.00
Quant Results File: B118_1UG.RES

Quant Method : C:\MSDCHEM\1\METHODS\B118_1UG.M (RTE Integrator)
Title : TO-15 VOA Standards for 5 point calibration
Last Update : Tue Feb 01 16:05:43 2011
Response via : Initial Calibration
DataAcq Meth : B118_1UG

	Compound	R.T.	QIon	Response	Conc	Unit		Qvalue
49)	1,2-dibromoethane	14.25	107	32024	0.83	ppb		85
50)	Tetrachloroethylene	14.08	164	40925	0.97	ppb		98
51)	Chlorobenzene	15.02	112	48922	0.88	ppb		88
52)	Ethylbenzene	15.27	91	46738	0.81	ppb		95
53)	m&p-xylene	15.47	91	89112	1.67	ppb		93
54)	Styrene	15.87	104	28146	0.86	ppb		69
55)	Bromoform	15.95	173	68221	0.91	ppb		92
56)	o-xylene	15.90	91	47830m	0.85	ppb		
58)	1,1,2,2-tetrachloroethane	16.32	83	32915	0.75	ppb		97
59)	4-ethyltoluene	17.07	105	56612	0.91	ppb		83
60)	1,3,5-trimethylbenzene	17.12	105	48676m	0.93	ppb		
61)	1,2,4-trimethylbenzene	17.53	105	30814	0.90	ppb		84
62)	1,3-dichlorobenzene	17.78	146	37960	1.01	ppb		85
63)	benzyl chloride	17.86	91	35939	0.74	ppb		87
64)	1,4-dichlorobenzene	17.91	146	41925	1.04	ppb		90
65)	1,2-dichlorobenzene	18.18	146	28778	0.92	ppb		93
66)	1,2,4-trichlorobenzene	19.78	180	8266	1.18	ppb		96
68)	Hexachloro-1,3-butadiene	20.03	225	26738	1.15	ppb	#	88

(#) = qualifier out of range (m) = manual integration (+) = signals summed

Quantitation Report (QT Reviewed)

Data File : C:\MSDCHEM\1\DATA\BG012807.D Vial: 7
Acq On : 28 Jan 2011 3:27 pm Operator: LL
Sample : BLCS1UG-012811 Inst : MSD #2
Misc : 1ugm3 & 0.25TCE,CT,VNCL LCS Multiplr: 1.00
MS Integration Params: RTEINT.P
Quant Time: Feb 2 12:54 2011 Quant Results File: B118_1UG.RES

Method : C:\MSDCHEM\1\METHODS\B118_1UG.M (RTE Integrator)
Title : TO-15 VOA Standards for 5 point calibration
Last Update : Tue Feb 01 16:05:43 2011
Response via : Initial Calibration

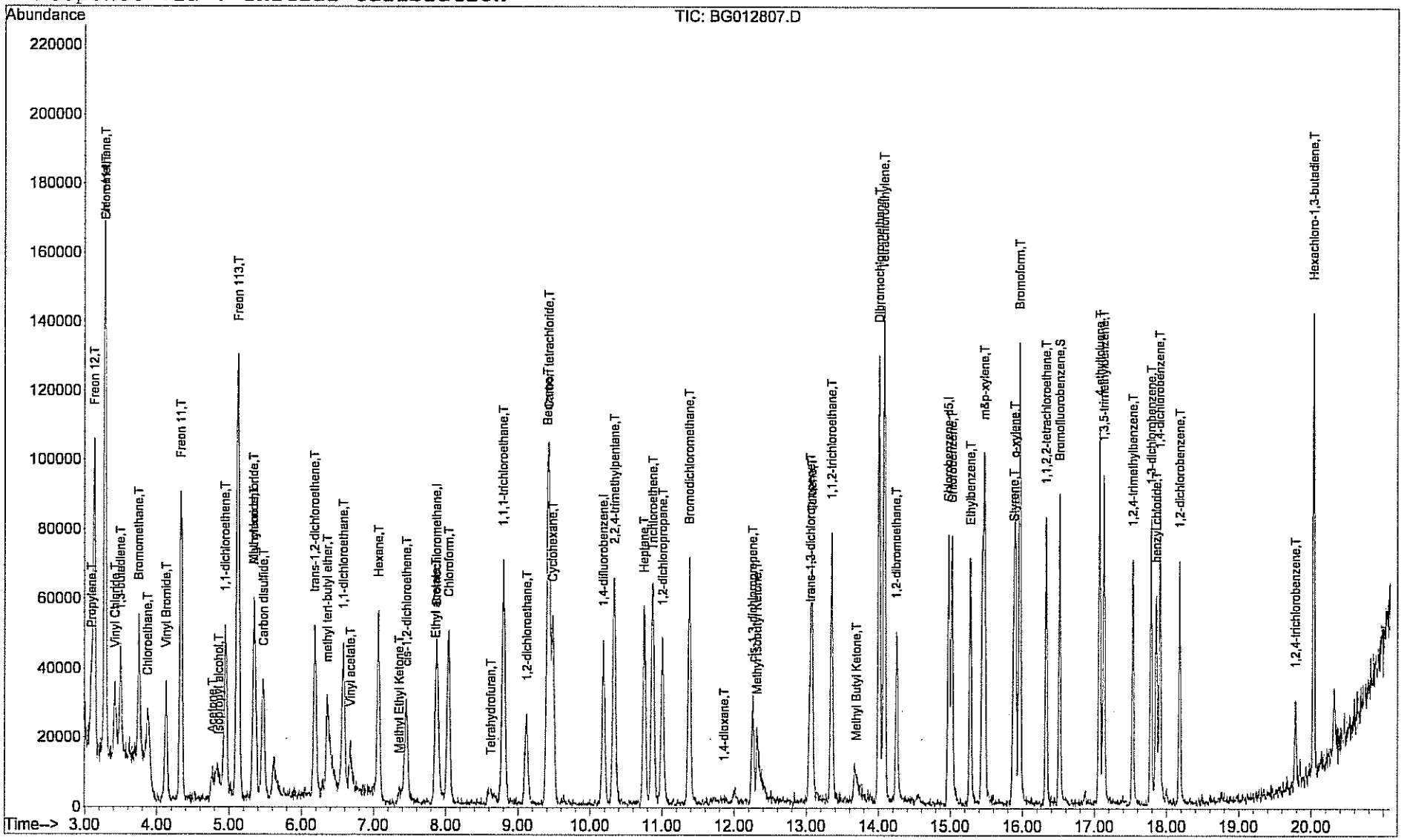

Centek Laboratories, LLC

CENTEK LABORATORIES, LLC

Date: *22-Feb-11*

ANALYTICAL QC SUMMARY REPORT

CLIENT: Arcadis
Work Order: C1101035
Project: Lockheed Martin NJ001014.0001

TestCode: 0.25CT-TCE-VC

Sample ID	BLCSD1UG-012611	SampType:	LCSD	TestCode:	0.25CT-TCE-	Units:	ppbV	Prep Date:		RunNo:	4205
Client ID:	ZZZZZ	Batch ID:	R4205	TestNo:	TO-15			Analysis Date:	1/27/2011	SeqNo:	50473

Analyte	Result	PQL	SPK value	SPK Ref Val	%REC	LowLimit	HighLimit	RPD Ref Val	%RPD	RPDLimit	Qual
1,1,1-Trichloroethane	1.000	0.15	1	0	100	70	130	0.82	19.8	30	
1,1,2,2-Tetrachloroethane	1.030	0.15	1	0	103	70	130	0.84	20.3	30	
1,1,2-Trichloroethane	1.040	0.15	1	0	104	70	130	0.81	24.9	30	
1,1-Dichloroethane	0.9500	0.15	1	0	95.0	70	130	0.83	13.5	30	
1,1-Dichloroethene	1.000	0.15	1	0	100	70	130	0.88	12.8	30	
1,2,4-Trichlorobenzene	1.020	0.15	1	0	102	70	130	1.07	4.78	30	
1,2,4-Trimethylbenzene	1.100	0.15	1	0	110	70	130	0.93	16.7	30	
1,2-Dibromoethane	0.9700	0.15	1	0	97.0	70	130	0.86	12.0	30	
1,2-Dichlorobenzene	1.180	0.15	1	0	118	70	130	0.97	19.5	30	
1,2-Dichloroethane	0.9300	0.15	1	0	93.0	70	130	0.79	16.3	30	
1,2-Dichloropropane	1.010	0.15	1	0	101	70	130	0.76	28.2	30	
1,3,5-Trimethylbenzene	1.200	0.15	1	0	120	70	130	0.93	25.4	30	
1,3-butadiene	0.8900	0.15	1	0	89.0	70	130	0.77	14.5	30	
1,3-Dichlorobenzene	1.190	0.15	1	0	119	70	130	1	17.4	30	
1,4-Dichlorobenzene	1.230	0.15	1	0	123	70	130	0.99	21.6	30	
1,4-Dioxane	0.8700	0.30	1	0	87.0	70	130	0.94	7.73	30	
2,2,4-trimethylpentane	1.120	0.15	1	0	112	70	130	0.87	25.1	30	
4-ethyltoluene	1.060	0.15	1	0	106	70	130	0.94	12.0	30	
Acetone	0.8900	0.30	1	0	89.0	70	130	0.75	17.1	30	
Allyl chloride	0.9500	0.15	1	0	95.0	70	130	0.84	12.3	30	
Benzene	1.020	0.15	1	0	102	70	130	0.77	27.9	30	
Benzyl chloride	0.9500	0.15	1	0	95.0	70	130	0.78	19.7	30	
Bromodichloromethane	1.050	0.15	1	0	105	70	130	0.82	24.6	30	
Bromoform	1.050	0.15	1	0	105	70	130	0.83	23.4	30	
Bromomethane	0.9300	0.15	1	0	93.0	70	130	0.77	18.8	30	

Qualifiers:

.	Results reported are not blank corrected	E	Value above quantitation range	H	Holding times for preparation or analysis exceeded
J	Analyte detected at or below quantitation limits	ND	Not Detected at the Reporting Limit	R	RPD outside accepted recovery limits
S	Spike Recovery outside accepted recovery limits				

CLIENT: Arcadis
Work Order: C1101035
Project: Lockheed Martin NJ001014.0001

TestCode: 0.25CT-TCE-VC

Sample ID	BLCSD1UG-012611	SampType:	LCSD	TestCode:	0.25CT-TCE-	Units:	ppbV	Prep Date:		RunNo:	4205
Client ID:	ZZZZZ	Batch ID:	R4205	TestNo:	TO-15			Analysis Date:	1/27/2011	SeqNo:	50473

Analyte	Result	PQL	SPK value	SPK Ref Val	%REC	LowLimit	HighLimit	RPD Ref Val	%RPD	RPDLimit	Qual
Carbon disulfide	0.8500	0.15	1	0	85.0	70	130	0.76	11.2	30	
Carbon tetrachloride	0.9500	0.040	1	0	95.0	70	130	0.73	26.2	30	
Chlorobenzene	1.070	0.15	1	0	107	70	130	0.99	7.77	30	
Chloroethane	0.9400	0.15	1	0	94.0	70	130	0.79	17.3	30	
Chloroform	0.9300	0.15	1	0	93.0	70	130	0.77	18.8	30	
Chloromethane	0.8900	0.15	1	0	89.0	70	130	0.76	15.8	30	
cis-1,2-Dichloroethene	0.9200	0.15	1	0	92.0	70	130	0.72	24.4	30	
cis-1,3-Dichloropropene	0.9100	0.15	1	0	91.0	70	130	0.8	12.9	30	
Cyclohexane	1.030	0.15	1	0	103	70	130	0.87	16.8	30	
Dibromochloromethane	1.030	0.15	1	0	103	70	130	0.86	18.0	30	
Ethyl acetate	0.8600	0.25	1	0	86.0	70	130	0.79	8.48	30	
Ethylbenzene	1.090	0.15	1	0	109	70	130	0.95	13.7	30	
Freon 11	0.9300	0.15	1	0	93.0	70	130	0.82	12.6	30	
Freon 113	0.9300	0.15	1	0	93.0	70	130	0.77	18.8	30	
Freon 114	0.8900	0.15	1	0	89.0	70	130	0.76	15.8	30	
Freon 12	0.8700	0.15	1	0	87.0	70	130	0.78	10.9	30	
Heptane	1.090	0.15	1	0	109	70	130	0.8	30.7	30	R
Hexachloro-1,3-butadiene	1.170	0.15	1	0	117	70	130	1.03	12.7	30	
Hexane	0.8700	0.15	1	0	87.0	70	130	0.7	21.7	30	
Isopropyl alcohol	1.010	0.15	1	0	101	70	130	0.76	28.2	30	
m&p-Xylene	2.260	0.30	2	0	113	70	130	1.87	18.9	30	
Methyl Butyl Ketone	1.040	0.30	1	0	104	70	130	1.1	5.61	30	
Methyl Ethyl Ketone	0.8800	0.30	1	0	88.0	70	130	0.8	9.52	30	
Methyl Isobutyl Ketone	1.030	0.30	1	0	103	70	130	0.89	14.6	30	
Methyl tert-butyl ether	0.9800	0.15	1	0	98.0	70	130	0.85	14.2	30	
Methylene chloride	0.8200	0.15	1	0	82.0	70	130	0.75	8.92	30	
o-Xylene	1.110	0.15	1	0	111	70	130	0.98	12.4	30	
Propylene	0.7400	0.15	1	0	74.0	70	130	0.71	4.14	30	
Styrene	0.9700	0.15	1	0	97.0	70	130	0.95	2.08	30	
Tetrachloroethylene	1.120	0.15	1	0	112	70	130	0.9	21.8	30	
Tetrahydrofuran	1.140	0.15	1	0	114	70	130	0.96	17.1	30	

Qualifiers:

.	Results reported are not blank corrected	E	Value above quantitation range	H	Holding times for preparation or analysis exceeded
J	Analyte detected at or below quantitation limits	ND	Not Detected at the Reporting Limit	R	RPD outside accepted recovery limits
S	Spike Recovery outside accepted recovery limits				

Centek Laboratories, LLC

CLIENT: Arcadis
Work Order: C1101035
Project: Lockheed Martin NJ001014.0001

TestCode: 0.25CT-TCE-VC

Sample ID BLCSD1UG-012611	SampType: LCSD	TestCode: 0.25CT-TCE-	Units: ppbV	Prep Date:	RunNo: 4205
Client ID: ZZZZZ	Batch ID: R4205	TestNo: TO-15		Analysis Date: 1/27/2011	SeqNo: 50473

Analyte	Result	PQL	SPK value	SPK Ref Val	%REC	LowLimit	HighLimit	RPD Ref Val	%RPD	RPDLimit	Qual
Toluene	1.060	0.15	1	0	106	70	130	0.94	12.0	30	
trans-1,2-Dichloroethene	0.8900	0.15	1	0	89.0	70	130	0.8	10.7	30	
trans-1,3-Dichloropropene	0.9500	0.15	1	0	95.0	70	130	0.76	22.2	30	
Trichloroethene	0.9600	0.040	1	0	96.0	70	130	0.71	29.9	30	
Vinyl acetate	0.8800	0.15	1	0	88.0	70	130	0.91	3.35	30	
Vinyl Bromide	0.9400	0.15	1	0	94.0	70	130	0.89	5.46	30	
Vinyl chloride	0.9300	0.040	1	0	93.0	70	130	0.78	17.5	30	

Sample ID BLCSD1UG-012711	SampType: LCSD	TestCode: 0.25CT-TCE-	Units: ppbV	Prep Date:	RunNo: 4206
Client ID: ZZZZZ	Batch ID: R4206	TestNo: TO-15		Analysis Date: 1/28/2011	SeqNo: 50508

Analyte	Result	PQL	SPK value	SPK Ref Val	%REC	LowLimit	HighLimit	RPD Ref Val	%RPD	RPDLimit	Qual
1,1,1-Trichloroethane	0.9500	0.15	1	0	95.0	70	130	0.7	30.3	30	R
1,1,2,2-Tetrachloroethane	0.7500	0.15	1	0	75.0	70	130	0.7	6.90	30	
1,1,2-Trichloroethane	0.9700	0.15	1	0	97.0	70	130	0.7	32.3	30	R
1,1-Dichloroethane	0.9000	0.15	1	0	90.0	70	130	0.94	4.35	30	
1,1-Dichloroethene	1.010	0.15	1	0	101	70	130	0.9	11.5	30	
1,2,4-Trichlorobenzene	0.5700	0.15	1	0	57.0	70	130	1.24	74.0	30	SR
1,2,4-Trimethylbenzene	0.7800	0.15	1	0	78.0	70	130	0.71	9.40	30	
1,2-Dibromoethane	0.8800	0.15	1	0	88.0	70	130	0.78	12.0	30	
1,2-Dichlorobenzene	0.7700	0.15	1	0	77.0	70	130	0.81	5.06	30	
1,2-Dichloroethane	0.8800	0.15	1	0	88.0	70	130	0.97	9.73	30	
1,2-Dichloropropane	0.9500	0.15	1	0	95.0	70	130	0.7	30.3	30	R
1,3,5-Trimethylbenzene	0.8400	0.15	1	0	84.0	70	130	0.82	2.41	30	
1,3-butadiene	0.8600	0.15	1	0	86.0	70	130	0.81	5.99	30	
1,3-Dichlorobenzene	0.7900	0.15	1	0	79.0	70	130	0.78	1.27	30	
1,4-Dichlorobenzene	0.7700	0.15	1	0	77.0	70	130	0.79	2.56	30	
1,4-Dioxane	0.7000	0.30	1	0	70.0	70	130	0.71	1.42	30	
2,2,4-trimethylpentane	0.9900	0.15	1	0	99.0	70	130	0.73	30.2	30	R
4-ethyltoluene	0.7900	0.15	1	0	79.0	70	130	0.71	10.7	30	

Qualifiers:

.	Results reported are not blank corrected	E	Value above quantitation range	H	Holding times for preparation or analysis exceeded
J	Analyte detected at or below quantitation limits	ND	Not Detected at the Reporting Limit	R	RPD outside accepted recovery limits
S	Spike Recovery outside accepted recovery limits				

CLIENT: Arcadis
Work Order: C1101035
Project: Lockheed Martin NJ001014.0001

TestCode: 0.25CT-TCE-VC

Sample ID	BLCSD1UG-012711	SampType:	LCSD	TestCode:	0.25CT-TCE-	Units:	ppbV	Prep Date:		RunNo:	4206
Client ID:	ZZZZZ	Batch ID:	R4206	TestNo:	TO-15			Analysis Date:	1/28/2011	SeqNo:	50508

Analyte	Result	PQL	SPK value	SPK Ref Val	%REC	LowLimit	HighLimit	RPD Ref Val	%RPD	RPDLimit	Qual
Acetone	0.8200	0.30	1	0	82.0	70	130	0.73	11.6	30	
Allyl chloride	0.8800	0.15	1	0	88.0	70	130	0.88	0	30	
Benzene	0.9300	0.15	1	0	93.0	70	130	0.73	24.1	30	
Benzyl chloride	0.7500	0.15	1	0	75.0	70	130	0.7	6.90	30	
Bromodichloromethane	0.9500	0.15	1	0	95.0	70	130	0.71	28.9	30	
Bromoform	0.9900	0.15	1	0	99.0	70	130	0.77	25.0	30	
Bromomethane	0.8800	0.15	1	0	88.0	70	130	0.89	1.13	30	
Carbon disulfide	0.8200	0.15	1	0	82.0	70	130	0.85	3.59	30	
Carbon tetrachloride	0.8700	0.040	1	0	87.0	70	130	0.71	20.3	30	
Chlorobenzene	0.9000	0.15	1	0	90.0	70	130	0.82	9.30	30	
Chloroethane	0.8900	0.15	1	0	89.0	70	130	0.93	4.40	30	
Chloroform	0.9100	0.15	1	0	91.0	70	130	0.95	4.30	30	
Chloromethane	0.8800	0.15	1	0	88.0	70	130	0.82	7.06	30	
cis-1,2-Dichloroethene	0.8900	0.15	1	0	89.0	70	130	0.89	0	30	
cis-1,3-Dichloropropene	0.8700	0.15	1	0	87.0	70	130	0.76	13.5	30	
Cyclohexane	0.9200	0.15	1	0	92.0	70	130	0.7	27.2	30	
Dibromochloromethane	0.9200	0.15	1	0	92.0	70	130	0.76	19.0	30	
Ethyl acetate	0.8200	0.25	1	0	82.0	70	130	0.95	14.7	30	
Ethylbenzene	0.8800	0.15	1	0	88.0	70	130	0.73	18.6	30	
Freon 11	0.8900	0.15	1	0	89.0	70	130	0.9	1.12	30	
Freon 113	0.9200	0.15	1	0	92.0	70	130	0.87	5.59	30	
Freon 114	0.8800	0.15	1	0	88.0	70	130	0.88	0	30	
Freon 12	0.8700	0.15	1	0	87.0	70	130	0.92	5.59	30	
Heptane	0.8700	0.15	1	0	87.0	70	130	0.76	13.5	30	
Hexachloro-1,3-butadiene	0.5500	0.15	1	0	55.0	70	130	0.92	50.3	30	SR
Hexane	0.8500	0.15	1	0	85.0	70	130	0.85	0	30	
Isopropyl alcohol	1.170	0.15	1	0	117	70	130	0.8	37.6	30	R
m&p-Xylene	1.950	0.30	2	0	97.5	70	130	1.41	32.1	30	R
Methyl Butyl Ketone	0.7400	0.30	1	0	74.0	70	130	0.87	16.1	30	
Methyl Ethyl Ketone	0.8400	0.30	1	0	84.0	70	130	0.71	16.8	30	
Methyl Isobutyl Ketone	0.8100	0.30	1	0	81.0	70	130	0.71	13.2	30	

Qualifiers:

.	Results reported are not blank corrected	E	Value above quantitation range	H	Holding times for preparation or analysis exceeded
J	Analyte detected at or below quantitation limits	ND	Not Detected at the Reporting Limit	R	RPD outside accepted recovery limits
S	Spike Recovery outside accepted recovery limits				

Centek Laboratories, LLC

CLIENT: Arcadis
Work Order: C1101035
Project: Lockheed Martin NJ001014.0001 **TestCode: 0.25CT-TCE-VC**

Sample ID BLCSD1UG-012711	SampType: LCSD	TestCode: 0.25CT-TCE-	Units: ppbV	Prep Date:	RunNo: 4206
Client ID: ZZZZZ	Batch ID: R4206	TestNo: TO-15		Analysis Date: 1/28/2011	SeqNo: 50508

Analyte	Result	PQL	SPK value	SPK Ref Val	%REC	LowLimit	HighLimit	RPD Ref Val	%RPD	RPDLimit	Qual
Methyl tert-butyl ether	1.010	0.15	1	0	101	70	130	0.95	6.12	30	
Methylene chloride	0.9100	0.15	1	0	91.0	70	130	0.85	6.82	30	
o-Xylene	0.9100	0.15	1	0	91.0	70	130	0.7	26.1	30	
Propylene	0.7400	0.15	1	0	74.0	70	130	0.79	6.54	30	
Styrene	0.8800	0.15	1	0	88.0	70	130	0.7	22.8	30	
Tetrachloroethylene	0.9900	0.15	1	0	99.0	70	130	0.78	23.7	30	
Tetrahydrofuran	1.170	0.15	1	0	117	70	130	0.83	34.0	30	R
Toluene	0.9400	0.15	1	0	94.0	70	130	0.88	6.59	30	
trans-1,2-Dichloroethene	0.8800	0.15	1	0	88.0	70	130	0.89	1.13	30	
trans-1,3-Dichloropropene	0.9300	0.15	1	0	93.0	70	130	0.73	24.1	30	
Trichloroethene	0.9500	0.040	1	0	95.0	70	130	0.7	30.3	30	R
Vinyl acetate	0.8500	0.15	1	0	85.0	70	130	0.93	8.99	30	
Vinyl Bromide	1.010	0.15	1	0	101	70	130	0.92	9.33	30	
Vinyl chloride	0.8800	0.040	1	0	88.0	70	130	0.79	10.8	30	

Sample ID BLCSD1UG-012811	SampType: LCSD	TestCode: 0.25CT-TCE-	Units: ppbV	Prep Date:	RunNo: 4207
Client ID: ZZZZZ	Batch ID: R4207	TestNo: TO-15		Analysis Date: 1/29/2011	SeqNo: 50561

Analyte	Result	PQL	SPK value	SPK Ref Val	%REC	LowLimit	HighLimit	RPD Ref Val	%RPD	RPDLimit	Qual
1,1,1-Trichloroethane	0.8400	0.15	1	0	84.0	70	130	0.73	14.0	30	
1,1,2,2-Tetrachloroethane	0.8900	0.15	1	0	89.0	70	130	0.75	17.1	30	
1,1,2-Trichloroethane	0.8600	0.15	1	0	86.0	70	130	0.76	12.3	30	
1,1-Dichloroethane	0.8000	0.15	1	0	80.0	70	130	0.83	3.68	30	
1,1-Dichloroethene	0.9500	0.15	1	0	95.0	70	130	0.93	2.13	30	
1,2,4-Trichlorobenzene	1.250	0.15	1	0	125	70	130	1.18	5.76	30	
1,2,4-Trimethylbenzene	1.020	0.15	1	0	102	70	130	0.9	12.5	30	
1,2-Dibromoethane	0.8900	0.15	1	0	89.0	70	130	0.83	6.98	30	
1,2-Dichlorobenzene	1.130	0.15	1	0	113	70	130	0.92	20.5	30	
1,2-Dichloroethane	0.7500	0.15	1	0	75.0	70	130	0.84	11.3	30	
1,2-Dichloropropane	0.7800	0.15	1	0	78.0	70	130	0.71	9.40	30	

Qualifiers:
. Results reported are not blank corrected
J Analyte detected at or below quantitation limits
S Spike Recovery outside accepted recovery limits
E Value above quantitation range
ND Not Detected at the Reporting Limit
H Holding times for preparation or analysis exceeded
R RPD outside accepted recovery limits

CLIENT: Arcadis
Work Order: C1101035
Project: Lockheed Martin NJ001014.0001

TestCode: 0.25CT-TCE-VC

Sample ID	BLCSD1UG-012811	SampType:	LCSD	TestCode:	0.25CT-TCE-	Units:	ppbV	Prep Date:		RunNo:	4207
Client ID:	ZZZZZ	Batch ID:	R4207	TestNo:	TO-15			Analysis Date:	1/29/2011	SeqNo:	50561

Analyte	Result	PQL	SPK value	SPK Ref Val	%REC	LowLimit	HighLimit	RPD Ref Val	%RPD	RPDLimit	Qual
1,3,5-Trimethylbenzene	1.030	0.15	1	0	103	70	130	0.93	10.2	30	
1,3-butadiene	0.7200	0.15	1	0	72.0	70	130	0.82	13.0	30	
1,3-Dichlorobenzene	1.120	0.15	1	0	112	70	130	1.01	10.3	30	
1,4-Dichlorobenzene	1.040	0.15	1	0	104	70	130	1.04	0	30	
1,4-Dioxane	0.7800	0.30	1	0	78.0	70	130	0.91	15.4	30	
2,2,4-trimethylpentane	0.8000	0.15	1	0	80.0	70	130	0.72	10.5	30	
4-ethyltoluene	1.020	0.15	1	0	102	70	130	0.91	11.4	30	
Acetone	0.7500	0.30	1	0	75.0	70	130	0.75	0	30	
Allyl chloride	0.8200	0.15	1	0	82.0	70	130	0.84	2.41	30	
Benzene	0.8000	0.15	1	0	80.0	70	130	0.73	9.15	30	
Benzyl chloride	0.7700	0.15	1	0	77.0	70	130	0.74	3.97	30	
Bromodichloromethane	0.8000	0.15	1	0	80.0	70	130	0.72	10.5	30	
Bromoform	1.070	0.15	1	0	107	70	130	0.91	16.2	30	
Bromomethane	0.8300	0.15	1	0	83.0	70	130	0.86	3.55	30	
Carbon disulfide	0.7400	0.15	1	0	74.0	70	130	0.77	3.97	30	
Carbon tetrachloride	0.7900	0.040	1	0	79.0	70	130	0.75	5.19	30	
Chlorobenzene	0.9500	0.15	1	0	95.0	70	130	0.88	7.65	30	
Chloroethane	0.7300	0.15	1	0	73.0	70	130	0.8	9.15	30	
Chloroform	0.7600	0.15	1	0	76.0	70	130	0.8	5.13	30	
Chloromethane	0.7200	0.15	1	0	72.0	70	130	0.7	2.82	30	
cis-1,2-Dichloroethene	0.7400	0.15	1	0	74.0	70	130	0.77	3.97	30	
cis-1,3-Dichloropropene	0.8600	0.15	1	0	86.0	70	130	0.72	17.7	30	
Cyclohexane	0.8400	0.15	1	0	84.0	70	130	0.74	12.7	30	
Dibromochloromethane	0.9100	0.15	1	0	91.0	70	130	0.86	5.65	30	
Ethyl acetate	0.7600	0.25	1	0	76.0	70	130	0.77	1.31	30	
Ethylbenzene	0.9500	0.15	1	0	95.0	70	130	0.81	15.9	30	
Freon 11	0.8300	0.15	1	0	83.0	70	130	0.88	5.85	30	
Freon 113	0.9100	0.15	1	0	91.0	70	130	0.84	8.00	30	
Freon 114	0.8000	0.15	1	0	80.0	70	130	0.83	3.68	30	
Freon 12	0.2600	0.15	1	0	26.0	70	130	0.83	105	30	SR
Heptane	0.8500	0.15	1	0	85.0	70	130	0.71	17.9	30	

Qualifiers:

- . Results reported are not blank corrected
- J Analyte detected at or below quantitation limits
- S Spike Recovery outside accepted recovery limits
- E Value above quantitation range
- ND Not Detected at the Reporting Limit
- H Holding times for preparation or analysis exceeded
- R RPD outside accepted recovery limits

CLIENT: Arcadis
Work Order: C1101035
Project: Lockheed Martin NJ001014.0001

TestCode: 0.25CT-TCE-VC

Sample ID BLCSD1UG-012811	SampType: LCSD	TestCode: 0.25CT-TCE-	Units: ppbV	Prep Date:	RunNo: 4207
Client ID: ZZZZZ	Batch ID: R4207	TestNo: TO-15		Analysis Date: 1/29/2011	SeqNo: 50561

Analyte	Result	PQL	SPK value	SPK Ref Val	%REC	LowLimit	HighLimit	RPD Ref Val	%RPD	RPDLimit	Qual
Hexachloro-1,3-butadiene	1.240	0.15	1	0	124	70	130	1.15	7.53	30	
Hexane	0.7400	0.15	1	0	74.0	70	130	0.71	4.14	30	
Isopropyl alcohol	0.8000	0.15	1	0	80.0	70	130	0.74	7.79	30	
m&p-Xylene	1.920	0.30	2	0	96.0	70	130	1.67	13.9	30	
Methyl Butyl Ketone	0.8600	0.30	1	0	86.0	70	130	0.84	2.35	30	
Methyl Ethyl Ketone	0.9600	0.30	1	0	96.0	70	130	0.84	13.3	30	
Methyl Isobutyl Ketone	0.8200	0.30	1	0	82.0	70	130	0.76	7.59	30	
Methyl tert-butyl ether	0.9800	0.15	1	0	98.0	70	130	0.9	8.51	30	
Methylene chloride	0.8300	0.15	1	0	83.0	70	130	0.79	4.94	30	
o-Xylene	0.9700	0.15	1	0	97.0	70	130	0.85	13.2	30	
Propylene	0.1400	0.15	1	0	14.0	70	130	0.74	0	30	JS
Styrene	0.9900	0.15	1	0	99.0	70	130	0.86	14.1	30	
Tetrachloroethylene	1.050	0.15	1	0	105	70	130	0.97	7.92	30	
Tetrahydrofuran	1.000	0.15	1	0	100	70	130	0.74	29.9	30	
Toluene	0.9800	0.15	1	0	98.0	70	130	0.91	7.41	30	
trans-1,2-Dichloroethene	0.7700	0.15	1	0	77.0	70	130	0.82	6.29	30	
trans-1,3-Dichloropropene	0.9900	0.15	1	0	99.0	70	130	0.71	32.9	30	R
Trichloroethene	0.8900	0.040	1	0	89.0	70	130	0.8	10.7	30	
Vinyl acetate	0.8900	0.15	1	0	89.0	70	130	0.74	18.4	30	
Vinyl Bromide	1.000	0.15	1	0	100	70	130	0.94	6.19	30	
Vinyl chloride	0.8400	0.040	1	0	84.0	70	130	0.77	8.70	30	

Qualifiers:

.	Results reported are not blank corrected	E	Value above quantitation range	H	Holding times for preparation or analysis exceeded
J	Analyte detected at or below quantitation limits	ND	Not Detected at the Reporting Limit	R	RPD outside accepted recovery limits
S	Spike Recovery outside accepted recovery limits				

Quantitation Report (QT Reviewed)

Data File : C:\MSDCHEM\1\DATA\BG012624.D Vial: 13
Acq On : 27 Jan 2011 1:06 am Operator: LL
Sample : BLCSD1UG-012611 Inst : MSD #2
Misc : 1ugm3 & 0.25TCE,CT,VNCL LCS DUP Multiplr: 1.00
MS Integration Params: RTEINT.P
Quant Time: Feb 02 09:43:44 2011 Quant Results File: B118_1UG.RES

Quant Method : C:\MSDCHEM\1\METHODS\B118_1UG.M (RTE Integrator)
Title : TO-15 VOA Standards for 5 point calibration
Last Update : Tue Feb 01 16:05:43 2011
Response via : Initial Calibration
DataAcq Meth : B118_1UG

Internal Standards	R.T.	QIon	Response	Conc	Units		Dev(Min)
1) Bromochloromethane	7.87	128	17932	1.00	ppb		-0.01
30) 1,4-difluorobenzene	10.19	114	37718	1.00	ppb		0.00
44) Chlorobenzene-d5	14.97	117	40665	1.00	ppb		0.00
System Monitoring Compounds							
57) Bromofluorobenzene	16.51	95	22979	1.06	ppb		0.00
Spiked Amount 1.000	Range 70 - 130		Recovery = 106.00%				
Target Compounds							Qvalue
2) Propylene	3.09	41	16289	0.74	ppb	#	55
3) Freon 12	3.13	85	95453	0.87	ppb		97
4) Chloromethane	3.28	50	35224	0.89	ppb		84
5) Freon 114	3.28	85	87158	0.89	ppb		87
6) Vinyl Chloride	3.42	62	25202	0.93	ppb		98
7) 1,3-butadiene	3.50	39	16668	0.89	ppb		98
8) Bromomethane	3.75	94	26268	0.93	ppb		92
9) Chloroethane	3.88	64	13227	0.94	ppb		92
10) Vinyl Bromide	4.13	106	25535	0.94	ppb		88
11) Freon 11	4.34	101	97809 I.L.	0.93	ppb		97
12) Acetone	4.84	58	10757m	0.89	ppb		
13) Isopropyl alcohol	4.86	45	21987	1.01	ppb	#	1
14) 1,1-dichloroethene	4.95	96	27036	1.00	ppb		87
15) Freon 113	5.12	101	66132	0.93	ppb		88
16) Methylene chloride	5.35	84	22535	0.82	ppb	#	64
17) Allyl chloride	5.34	41	24383	0.95	ppb		91
18) Carbon disulfide	5.47	76	77595	0.85	ppb		95
19) trans-1,2-dichloroethene	6.18	61	36256	0.89	ppb		91
20) methyl tert-butyl ether	6.36	73	46472	0.98	ppb		89
21) 1,1-dichloroethane	6.58	63	53001	0.95	ppb		95
22) Vinyl acetate	6.68	43	29722	0.88	ppb		87
23) Methyl Ethyl Ketone	7.40	43	16352m	0.88	ppb		
24) cis-1,2-dichloroethene	7.46	61	23048	0.92	ppb		80
25) Hexane	7.06	41	28310	0.87	ppb	#	73
26) Ethyl acetate	7.86	43	21083m	0.86	ppb		
27) Chloroform	8.03	83	56396	0.93	ppb		94
28) Tetrahydrofuran	8.66	42	7988m	1.14	ppb		
29) 1,2-dichloroethane	9.12	62	34397	0.93	ppb		88
31) 1,1,1-trichloroethane	8.80	97	63867	1.00	ppb		80
32) Cyclohexane	9.48	56	19704	1.03	ppb	#	22
33) Carbon tetrachloride	9.43	117	75576	0.95	ppb		82
34) Benzene	9.41	78	55309	1.02	ppb		92
35) 1,4-dioxane	12.00	88	2609m	0.87	ppb		
36) 2,2,4-trimethylpentane	10.34	57	68712	1.12	ppb		91
37) Heptane	10.75	43	21836	1.09	ppb		94
38) Trichloroethene	10.88	130	31246	0.96	ppb	#	75
39) 1,2-dichloropropane	11.00	63	20672	1.01	ppb		84
40) Bromodichloromethane	11.38	83	58203	1.05	ppb		99
41) cis-1,3-dichloropropene	12.25	75	15557	0.91	ppb		93
42) trans-1,3-dichloropropene	13.04	75	15868	0.95	ppb	#	50
43) 1,1,2-trichloroethane	13.35	97	27151	1.04	ppb		69
45) Toluene	13.08	92	31548	1.06	ppb	#	78
46) Methyl Isobutyl Ketone	12.34	43	19923m	1.03	ppb		
47) Dibromochloromethane	14.01	129	60491m	1.03	ppb		
48) Methyl Butyl Ketone	13.68	43	12370	1.04	ppb		96

(#) = qualifier out of range (m) = manual integration

Quantitation Report (QT Reviewed)

Data File : C:\MSDCHEM\1\DATA\BG012624.D Vial: 13
Acq On : 27 Jan 2011 1:06 am Operator: LL
Sample : BLCSD1UG-012611 Inst : MSD #2
Misc : 1ugm3 & 0.25TCE,CT,VNCL LCS DUP Multiplr: 1.00
MS Integration Params: RTEINT.P
Quant Time: Feb 02 09:43:44 2011 Quant Results File: B118_1UG.RES

Quant Method : C:\MSDCHEM\1\METHODS\B118_1UG.M (RTE Integrator)
Title : TO-15 VOA Standards for 5 point calibration
Last Update : Tue Feb 01 16:05:43 2011
Response via : Initial Calibration
DataAcq Meth : B118_1UG

	Compound	R.T.	QIon	Response	Conc	Unit		Qvalue
49)	1,2-dibromoethane	14.25	107	30608	0.97	ppb		82
50)	Tetrachloroethylene	14.08	164	38794	1.12	ppb		99
51)	Chlorobenzene	15.02	112	48724	1.07	ppb		92
52)	Ethylbenzene	15.28	91	51463	1.09	ppb		98
53)	m&p-xylene	15.47	91	98919	2.26	ppb		98
54)	Styrene	15.87	104	26059	0.97	ppb	#	47
55)	Bromoform	15.96	173	64395	1.05	ppb		87
56)	o-xylene	15.90	91	51358	1.11	ppb		95
58)	1,1,2,2-tetrachloroethane	16.32	83	37091	1.03	ppb		95
59)	4-ethyltoluene	17.07	105	53809	1.06	ppb		87
60)	1,3,5-trimethylbenzene	17.12	105	51291	1.20	ppb		87
61)	1,2,4-trimethylbenzene	17.53	105	30734	1.10	ppb		78
62)	1,3-dichlorobenzene	17.78	146	36650	1.19	ppb		77
63)	benzyl chloride	17.85	91	37481m I.L.	0.95	ppb		
64)	1,4-dichlorobenzene	17.91	146	40657	1.23	ppb		94
65)	1,2-dichlorobenzene	18.18	146	30060	1.18	ppb		90
66)	1,2,4-trichlorobenzene	19.79	180	5833	1.02	ppb	#	76
68)	Hexachloro-1,3-butadiene	20.03	225	22265	1.17	ppb	#	90

(#) = qualifier out of range (m) = manual integration (+) = signals summed

Quantitation Report (QT Reviewed)

Data File : C:\MSDCHEM\1\DATA\BG012624.D Vial: 13
Acq On : 27 Jan 2011 1:06 am Operator: LL
Sample : BLCSD1UG-012611 Inst : MSD #2
Misc : 1ugm3 & 0.25TCE,CT,VNCL LCS DUP Multiplr: 1.00
MS Integration Params: RTEINT.P
Quant Time: Feb 2 9:46 2011 Quant Results File: B118_1UG.RES

Method : C:\MSDCHEM\1\METHODS\B118_1UG.M (RTE Integrator)
Title : TO-15 VOA Standards for 5 point calibration
Last Update : Tue Feb 01 16:05:43 2011
Response via : Initial Calibration

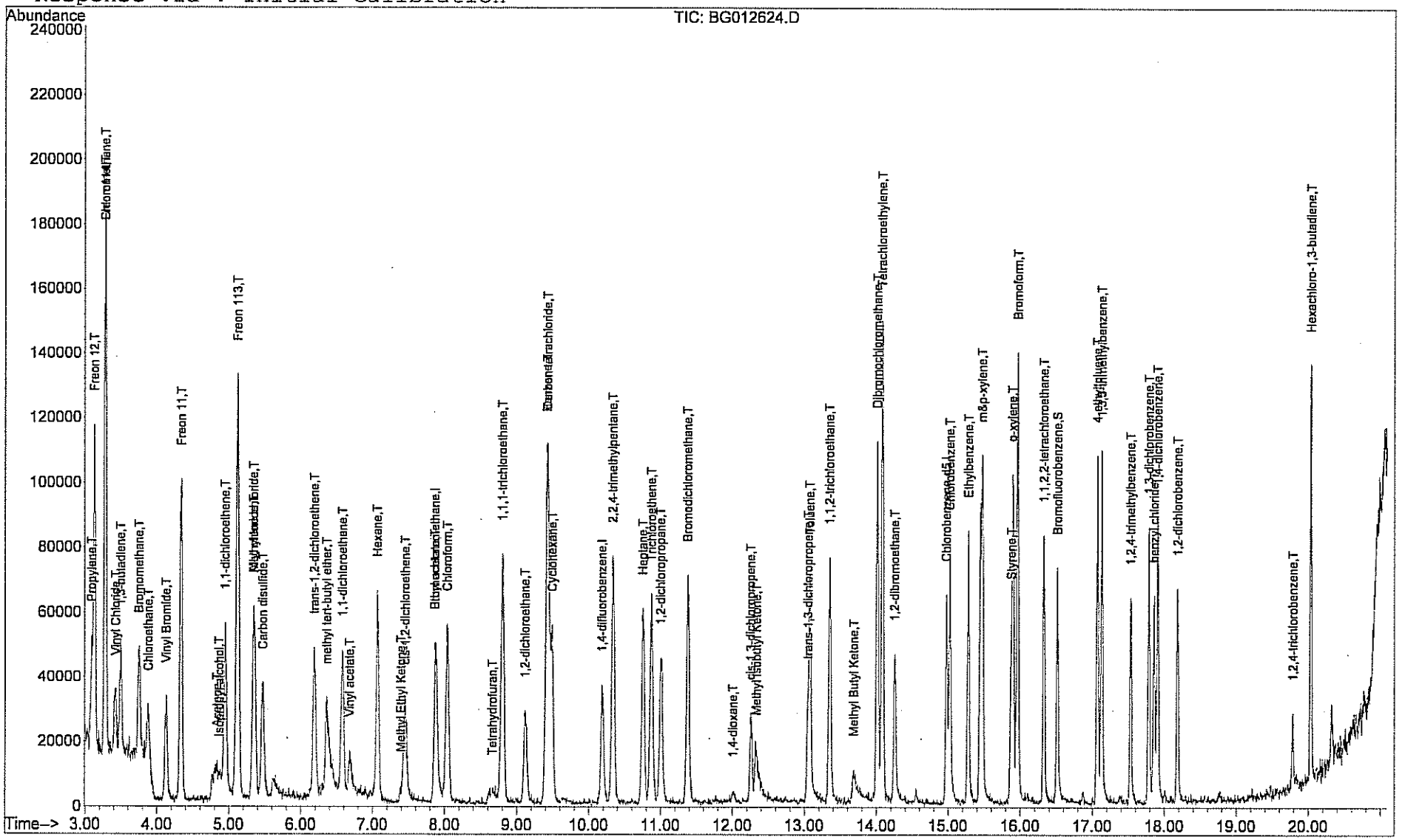

Centek Laboratories, LLC

Quantitation Report (QT Reviewed)

Data File : C:\MSDCHEM\1\DATA\BG012732.D Vial: 19
Acq On : 28 Jan 2011 6:20 am Operator: LL
Sample : BLCSD1UG-012711 Inst : MSD #2
Misc : 1ugm3 & 0.25TCE,CT,VNCL LCS DUP Multiplr: 1.00
MS Integration Params: RTEINT.P
Quant Time: Feb 02 11:07:11 2011 Quant Results File: B118_1UG.RES

Quant Method : C:\MSDCHEM\1\METHODS\B118_1UG.M (RTE Integrator)
Title : TO-15 VOA Standards for 5 point calibration
Last Update : Tue Feb 01 16:05:43 2011
Response via : Initial Calibration
DataAcq Meth : B118_1UG

Internal Standards	R.T.	QIon	Response	Conc	Units		Dev(Min)
1) Bromochloromethane	7.88	128	16623	1.00	ppb		0.00
30) 1,4-difluorobenzene	10.18	114	36302	1.00	ppb		0.00
44) Chlorobenzene-d5	14.98	117	40957	1.00	ppb		0.00
System Monitoring Compounds							
57) Bromofluorobenzene	16.51	95	20403	0.93	ppb		0.00
Spiked Amount 1.000	Range 70 - 130		Recovery = 93.00%				
Target Compounds							Qvalue
2) Propylene	3.08	41	15029	0.74	ppb	#	55
3) Freon 12	3.13	85	88557	0.87	ppb		96
4) Chloromethane	3.27	50	32322	0.88	ppb		88
5) Freon 114	3.27	85	80360	0.88	ppb		84
6) Vinyl Chloride	3.41	62	22096	0.88	ppb		97
7) 1,3-butadiene	3.49	39	14866	0.86	ppb		93
8) Bromomethane	3.74	94	23174	0.88	ppb		96
9) Chloroethane	3.86	64	11561	0.89	ppb		91
10) Vinyl Bromide	4.12	106	25262	1.01	ppb	#	78
11) Freon 11	4.32	101	86574	0.89	ppb		97
12) Acetone	4.77	58	9126m	0.82	ppb		
13) Isopropyl alcohol	4.84	45	23796	1.17	ppb	#	49
14) 1,1-dichloroethene	4.94	96	25205	1.01	ppb		90
15) Freon 113	5.11	101	60617	0.92	ppb		83
16) Methylene chloride	5.34	84	23243	0.91	ppb		85
17) Allyl chloride	5.33	41	21147	0.88	ppb		84
18) Carbon disulfide	5.46	76	69674	0.82	ppb		95
19) trans-1,2-dichloroethene	6.19	61	33404	0.88	ppb		89
20) methyl tert-butyl ether	6.35	73	44611m	1.01	ppb		
21) 1,1-dichloroethane	6.58	63	46880	0.90	ppb		95
22) Vinyl acetate	6.68	43	26508	0.85	ppb		96
23) Methyl Ethyl Ketone	7.45	43	14564m	0.84	ppb		
24) cis-1,2-dichloroethene	7.44	61	20715	0.89	ppb		84
25) Hexane	7.06	41	25606	0.85	ppb	#	77
26) Ethyl acetate	7.88	43	18657m	0.82	ppb		
27) Chloroform	8.03	83	51169	0.91	ppb		91
28) Tetrahydrofuran	8.69	42	7608m	1.17	ppb		
29) 1,2-dichloroethane	9.11	62	30398	0.88	ppb		93
31) 1,1,1-trichloroethane	8.81	97	58566	0.95	ppb		89
32) Cyclohexane	9.48	56	16868	0.92	ppb	#	20
33) Carbon tetrachloride	9.42	117	66542	0.87	ppb		84
34) Benzene	9.41	78	48689	0.93	ppb		97
35) 1,4-dioxane	11.78	88	2009m	0.70	ppb		
36) 2,2,4-trimethylpentane	10.34	57	58321	0.99	ppb		88
37) Heptane	10.75	43	16775	0.87	ppb		92
38) Trichloroethene	10.87	130	29637	0.95	ppb		86
39) 1,2-dichloropropane	11.00	63	18583	0.95	ppb		95
40) Bromodichloromethane	11.38	83	50876	0.95	ppb		98
41) cis-1,3-dichloropropene	12.26	75	14288	0.87	ppb		97
42) trans-1,3-dichloropropene	13.04	75	15012m	0.93	ppb		
43) 1,1,2-trichloroethane	13.35	97	24532	0.97	ppb		73
45) Toluene	13.08	92	28330	0.94	ppb	#	81
46) Methyl Isobutyl Ketone	12.33	43	15810	0.81	ppb		76
47) Dibromochloromethane	14.01	129	54442	0.92	ppb		97
48) Methyl Butyl Ketone	13.68	43	8851	0.74	ppb	#	37

(#) = qualifier out of range (m) = manual integration

Quantitation Report (QT Reviewed)

Data File : C:\MSDCHEM\1\DATA\BG012732.D Vial: 19
Acq On : 28 Jan 2011 6:20 am Operator: LL
Sample : BLCSD1UG-012711 Inst : MSD #2
Misc : 1ugm3 & 0.25TCE,CT,VNCL LCS DUP Multiplr: 1.00
MS Integration Params: RTEINT.P
Quant Time: Feb 02 11:07:11 2011 Quant Results File: B118_1UG.RES

Quant Method : C:\MSDCHEM\1\METHODS\B118_1UG.M (RTE Integrator)
Title : TO-15 VOA Standards for 5 point calibration
Last Update : Tue Feb 01 16:05:43 2011
Response via : Initial Calibration
DataAcq Meth : B118_1UG

	Compound	R.T.	QIon	Response	Conc	Unit		Qvalue
49)	1,2-dibromoethane	14.26	107	28067	0.88	ppb		82
50)	Tetrachloroethylene	14.08	164	34437	0.99	ppb		100
51)	Chlorobenzene	15.02	112	41266	0.90	ppb		85
52)	Ethylbenzene	15.28	91	41851	0.88	ppb		99
53)	m&p-xylene	15.47	91	86012	1.95	ppb		99
54)	Styrene	15.87	104	23835	0.88	ppb	#	55
55)	Bromoform	15.96	173	61270	0.99	ppb		94
56)	o-xylene	15.90	91	42414m	0.91	ppb		
58)	1,1,2,2-tetrachloroethane	16.32	83	27330	0.75	ppb		99
59)	4-ethyltoluene	17.07	105	40688	0.79	ppb		87
60)	1,3,5-trimethylbenzene	17.12	105	36225m	0.84	ppb		
61)	1,2,4-trimethylbenzene	17.53	105	21976	0.78	ppb		76
62)	1,3-dichlorobenzene	17.78	146	24516	0.79	ppb		72
63)	benzyl chloride	17.86	91	29830m	0.75	ppb		
64)	1,4-dichlorobenzene	17.90	146	25641	0.77	ppb		85
65)	1,2-dichlorobenzene	18.18	146	19704	0.77	ppb		95
66)	1,2,4-trichlorobenzene	19.79	180	3262	0.57	ppb		84
68)	Hexachloro-1,3-butadiene	20.03	225	10467	0.55	ppb	#	70

(#) = qualifier out of range (m) = manual integration (+) = signals summed

Quantitation Report (QT Reviewed)

Data File : C:\MSDCHEM\1\DATA\BG012732.D Vial: 19
Acq On : 28 Jan 2011 6:20 am Operator: LL
Sample : BLCSD1UG-012711 Inst : MSD #2
Misc : 1ugm3 & 0.25TCE,CT,VNCL LCS DUP Multiplr: 1.00
MS Integration Params: RTEINT.P
Quant Time: Feb 2 11:10 2011 Quant Results File: B118_1UG.RES

Method : C:\MSDCHEM\1\METHODS\B118_1UG.M (RTE Integrator)
Title : TO-15 VOA Standards for 5 point calibration
Last Update : Tue Feb 01 16:05:43 2011
Response via : Initial Calibration

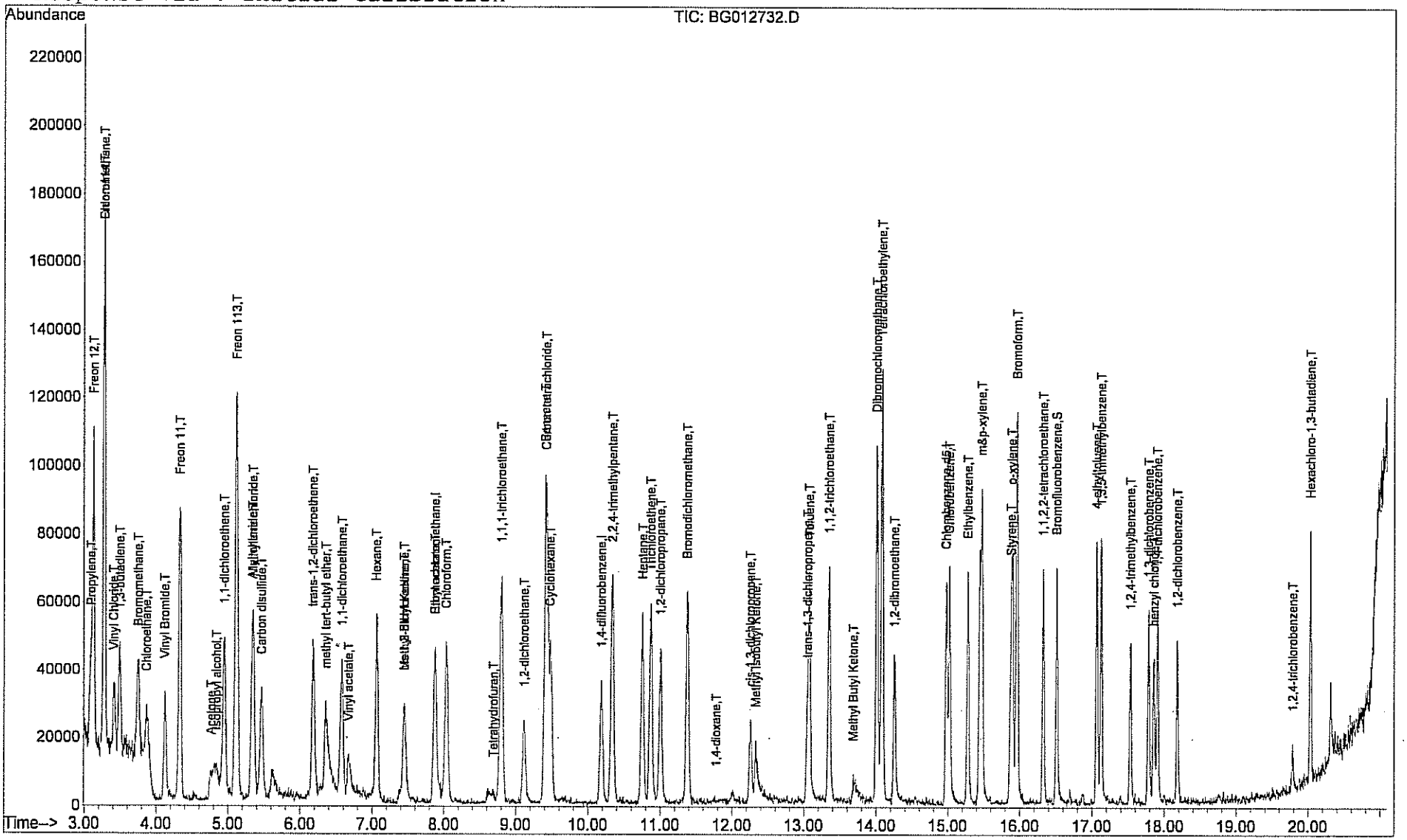

BG012732.D B118_1UG.M Thu Feb 24 13:01:08 2011 Page 3

Centek Laboratories, LLC

Quantitation Report (QT Reviewed)

Data File : C:\MSDCHEM\1\DATA\BG012841.D Vial: 15
Acq On : 29 Jan 2011 11:41 am Operator: LL
Sample : BLCSD1UG-012811 Inst : MSD #2
Misc : 1ugm3 & 0.25TCE,CT,VNCL LCS DUP Multiplr: 1.00
MS Integration Params: RTEINT.P
Quant Time: Feb 02 12:56:43 2011 Quant Results File: B118_1UG.RES

Quant Method : C:\MSDCHEM\1\METHODS\B118_1UG.M (RTE Integrator)
Title : TO-15 VOA Standards for 5 point calibration
Last Update : Tue Feb 01 16:05:43 2011
Response via : Initial Calibration
DataAcq Meth : B118_1UG

Internal Standards	R.T.	QIon	Response	Conc	Units		Dev(Min)
1) Bromochloromethane	7.88	128	18390	1.00	ppb		0.00
30) 1,4-difluorobenzene	10.19	114	42335	1.00	ppb		0.00
44) Chlorobenzene-d5	14.97	117	47014	1.00	ppb		0.00
System Monitoring Compounds							
57) Bromofluorobenzene	16.51	95	25002	0.99	ppb		0.00
Spiked Amount 1.000	Range 70 - 130		Recovery = 99.00%				
Target Compounds							Qvalue
2) Propylene	3.08	41	3227	0.14	ppb		77
3) Freon 12	3.12	85	29544	0.26	ppb		100
4) Chloromethane	3.28	50	29114	0.72	ppb		89
5) Freon 114	3.29	85	80631	0.80	ppb		81
6) Vinyl Chloride	3.43	62	23362	0.84	ppb		99
7) 1,3-butadiene	3.49	39	13784	0.72	ppb		100
8) Bromomethane	3.76	94	24049	0.83	ppb		79
9) Chloroethane	3.88	64	10499	0.73	ppb		99
10) Vinyl Bromide	4.13	106	27819	1.00	ppb		91
11) Freon 11	4.34	101	89682 f.f.	0.83	ppb		98
12) Acetone	4.77	58	9208m	0.75	ppb		
13) Isopropyl alcohol	4.86	45	17940	0.80	ppb	#	49
14) 1,1-dichloroethene	4.96	96	26298	0.95	ppb		87
15) Freon 113	5.13	101	66608	0.91	ppb		86
16) Methylene chloride	5.37	84	23467	0.83	ppb		92
17) Allyl chloride	5.35	41	21653	0.82	ppb		90
18) Carbon disulfide	5.48	76	68861m	0.74	ppb		
19) trans-1,2-dichloroethene	6.19	61	32387	0.77	ppb		86
20) methyl tert-butyl ether	6.38	73	47719	0.98	ppb		90
21) 1,1-dichloroethane	6.59	63	46026	0.80	ppb		97
22) Vinyl acetate	6.68	43	30701m	0.89	ppb		
23) Methyl Ethyl Ketone	7.33	43	18432m	0.96	ppb		
24) cis-1,2-dichloroethene	7.46	61	18999	0.74	ppb	#	68
25) Hexane	7.07	41	24556	0.74	ppb	#	78
26) Ethyl acetate	7.85	43	19017	0.76	ppb		83
27) Chloroform	8.04	83	47306	0.76	ppb		97
28) Tetrahydrofuran	8.59	42	7171m	1.00	ppb		
29) 1,2-dichloroethane	9.12	62	28634	0.75	ppb		75
31) 1,1,1-trichloroethane	8.81	97	60147	0.84	ppb		89
32) Cyclohexane	9.50	56	17986	0.84	ppb	#	26
33) Carbon tetrachloride	9.43	117	71037	0.79	ppb		88
34) Benzene	9.41	78	48960	0.80	ppb	#	71
35) 1,4-dioxane	11.82	88	2618m	0.78	ppb		
36) 2,2,4-trimethylpentane	10.34	57	55405	0.80	ppb		83
37) Heptane	10.76	43	18958	0.85	ppb		96
38) Trichloroethene	10.88	130	32441	0.89	ppb		90
39) 1,2-dichloropropane	11.01	63	17819	0.78	ppb		84
40) Bromodichloromethane	11.38	83	49969	0.80	ppb		94
41) cis-1,3-dichloropropene	12.26	75	16595	0.86	ppb		96
42) trans-1,3-dichloropropene	13.06	75	18661	0.99	ppb	#	42
43) 1,1,2-trichloroethane	13.36	97	25242	0.86	ppb	#	57
45) Toluene	13.08	92	33979	0.98	ppb		87
46) Methyl Isobutyl Ketone	12.35	43	18359m	0.82	ppb		
47) Dibromochloromethane	14.01	129	61694m	0.91	ppb		
48) Methyl Butyl Ketone	13.68	43	11796	0.86	ppb	#	37

(#) = qualifier out of range (m) = manual integration

Quantitation Report (QT Reviewed)

Data File : C:\MSDCHEM\1\DATA\BG012841.D Vial: 15
Acq On : 29 Jan 2011 11:41 am Operator: LL
Sample : BLCSD1UG-012811 Inst : MSD #2
Misc : 1ugm3 & 0.25TCE,CT,VNCL LCS DUP Multiplr: 1.00
MS Integration Params: RTEINT.P
Quant Time: Feb 02 12:56:43 2011 Quant Results File: B118_1UG.RES

Quant Method : C:\MSDCHEM\1\METHODS\B118_1UG.M (RTE Integrator)
Title : TO-15 VOA Standards for 5 point calibration
Last Update : Tue Feb 01 16:05:43 2011
Response via : Initial Calibration
DataAcq Meth : B118_1UG

	Compound	R.T.	QIon	Response	Conc	Unit		Qvalue
49)	1,2-dibromoethane	14.26	107	32258	0.89	ppb		89
50)	Tetrachloroethylene	14.08	164	42137	1.05	ppb		100
51)	Chlorobenzene	15.02	112	50296	0.95	ppb		89
52)	Ethylbenzene	15.28	91	51759	0.95	ppb		96
53)	m&p-xylene	15.47	91	97387	1.92	ppb		96
54)	Styrene	15.87	104	30786	0.99	ppb		70
55)	Bromoform	15.96	173	76186	1.07	ppb		92
56)	o-xylene	15.90	91	51720m	0.97	ppb		
58)	1,1,2,2-tetrachloroethane	16.33	83	37286	0.89	ppb		97
59)	4-ethyltoluene	17.07	105	60099	1.02	ppb		79
60)	1,3,5-trimethylbenzene	17.12	105	50881	1.03	ppb		81
61)	1,2,4-trimethylbenzene	17.53	105	33023	1.02	ppb		83
62)	1,3-dichlorobenzene	17.78	146	39982	1.12	ppb		79
63)	benzyl chloride	17.85	91	35438	0.77	ppb		85
64)	1,4-dichlorobenzene	17.90	146	39823	1.04	ppb		84
65)	1,2-dichlorobenzene	18.19	146	33374	1.13	ppb		92
66)	1,2,4-trichlorobenzene	19.78	180	8248	1.25	ppb	#	75
68)	Hexachloro-1,3-butadiene	20.03	225	27248	1.24	ppb	#	88

(#) = qualifier out of range (m) = manual integration (+) = signals summed

Quantitation Report (QT Reviewed)

Data File : C:\MSDCHEM\1\DATA\BG012841.D
Acq On : 29 Jan 2011 11:41 am
Sample : BLCSD1UG-012811
Misc : 1ugm3 & 0.25TCE,CT,VNCL LCS DUP
MS Integration Params: RTEINT.P
Quant Time: Feb 2 12:59 2011

Vial: 15
Operator: LL
Inst : MSD #2
Multiplr: 1.00

Quant Results File: B118_1UG.RES

Method : C:\MSDCHEM\1\METHODS\B118_1UG.M (RTE Integrator)
Title : TO-15 VOA Standards for 5 point calibration
Last Update : Tue Feb 01 16:05:43 2011
Response via : Initial Calibration

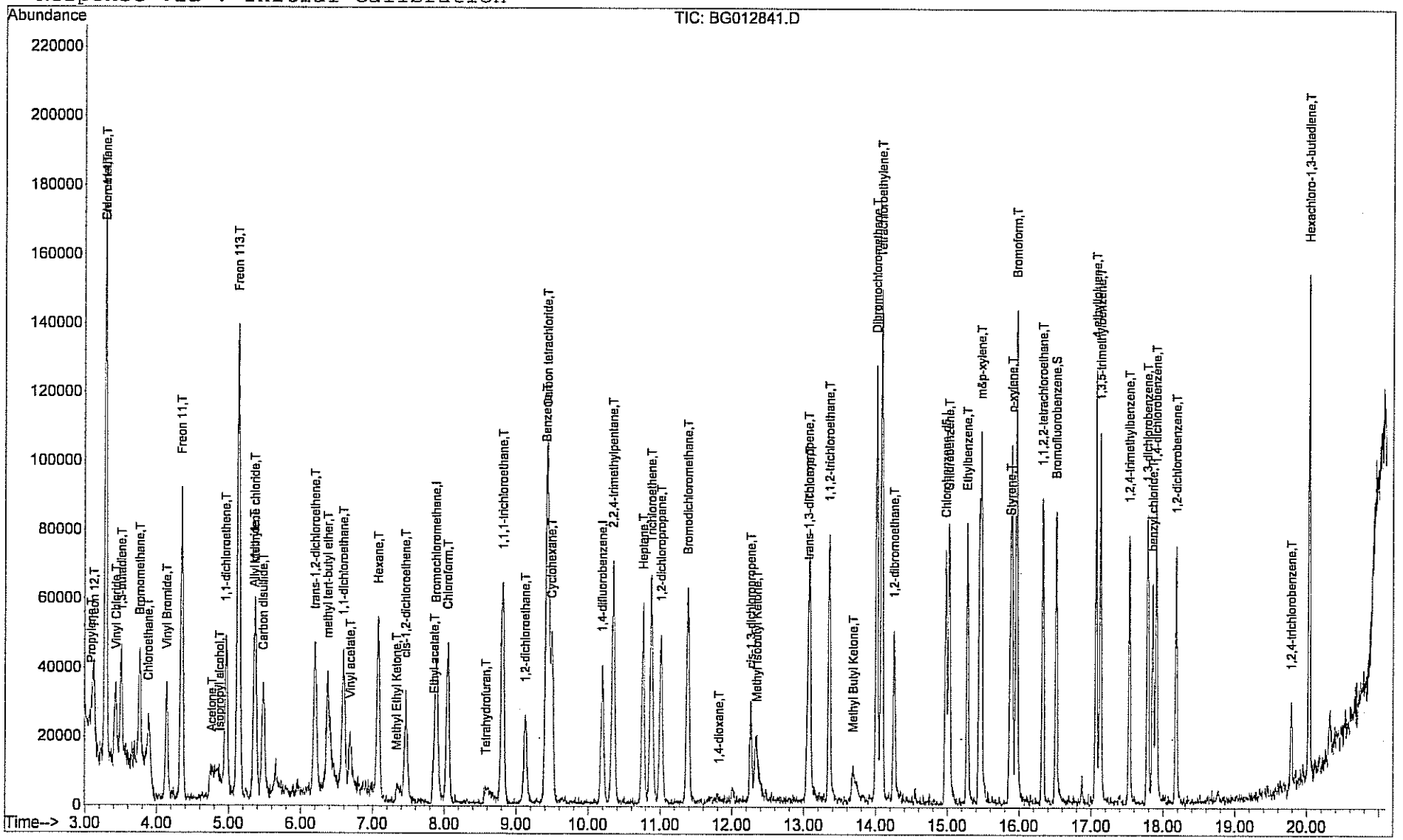

Centek Laboratories, LLC

CENTEK LABORATORIES, LLC

Date: *22-Feb-11*

ANALYTICAL QC SUMMARY REPORT

CLIENT: Arcadis
Work Order: C1101035
Project: Lockheed Martin NJ001014.0001

TestCode: 0.25CT-TCE-VC

Sample ID BMB1UG-012611	SampType: MBLK	TestCode: 0.25CT-TCE-	Units: ppbV	Prep Date:	RunNo: 4205
Client ID: ZZZZZ	Batch ID: R4205	TestNo: TO-15		Analysis Date: 1/26/2011	SeqNo: 50471

Analyte	Result	PQL	SPK value	SPK Ref Val	%REC	LowLimit	HighLimit	RPD Ref Val	%RPD	RPDLimit	Qual
1,1,1-Trichloroethane	< 0.15	0.15									
1,1,2,2-Tetrachloroethane	< 0.15	0.15									
1,1,2-Trichloroethane	< 0.15	0.15									
1,1-Dichloroethane	< 0.15	0.15									
1,1-Dichloroethene	< 0.15	0.15									
1,2,4-Trichlorobenzene	< 0.15	0.15									
1,2,4-Trimethylbenzene	< 0.15	0.15									
1,2-Dibromoethane	< 0.15	0.15									
1,2-Dichlorobenzene	< 0.15	0.15									
1,2-Dichloroethane	< 0.15	0.15									
1,2-Dichloropropane	< 0.15	0.15									
1,3,5-Trimethylbenzene	< 0.15	0.15									
1,3-butadiene	< 0.15	0.15									
1,3-Dichlorobenzene	< 0.15	0.15									
1,4-Dichlorobenzene	< 0.15	0.15									
1,4-Dioxane	< 0.30	0.30									
2,2,4-trimethylpentane	< 0.15	0.15									
4-ethyltoluene	< 0.15	0.15									
Acetone	< 0.30	0.30									
Allyl chloride	< 0.15	0.15									
Benzene	< 0.15	0.15									
Benzyl chloride	< 0.15	0.15									
Bromodichloromethane	< 0.15	0.15									
Bromoform	< 0.15	0.15									
Bromomethane	< 0.15	0.15									

Qualifiers:

.	Results reported are not blank corrected	E	Value above quantitation range	H	Holding times for preparation or analysis exceeded
J	Analyte detected at or below quantitation limits	ND	Not Detected at the Reporting Limit	R	RPD outside accepted recovery limits
S	Spike Recovery outside accepted recovery limits				

CLIENT: Arcadis
Work Order: C1101035
Project: Lockheed Martin NJ001014.0001

TestCode: 0.25CT-TCE-VC

Sample ID	BMB1UG-012611	SampType:	MBLK	TestCode:	0.25CT-TCE-	Units:	ppbV	Prep Date:		RunNo:	4205
Client ID:	ZZZZZ	Batch ID:	R4205	TestNo:	TO-15			Analysis Date:	1/26/2011	SeqNo:	50471

Analyte	Result	PQL	SPK value	SPK Ref Val	%REC	LowLimit	HighLimit	RPD Ref Val	%RPD	RPDLimit	Qual
Carbon disulfide	< 0.15	0.15									
Carbon tetrachloride	< 0.040	0.040									
Chlorobenzene	< 0.15	0.15									
Chloroethane	< 0.15	0.15									
Chloroform	< 0.15	0.15									
Chloromethane	< 0.15	0.15									
cis-1,2-Dichloroethene	< 0.15	0.15									
cis-1,3-Dichloropropene	< 0.15	0.15									
Cyclohexane	< 0.15	0.15									
Dibromochloromethane	< 0.15	0.15									
Ethyl acetate	< 0.25	0.25									
Ethylbenzene	< 0.15	0.15									
Freon 11	< 0.15	0.15									
Freon 113	< 0.15	0.15									
Freon 114	< 0.15	0.15									
Freon 12	< 0.15	0.15									
Heptane	< 0.15	0.15									
Hexachloro-1,3-butadiene	< 0.15	0.15									
Hexane	< 0.15	0.15									
Isopropyl alcohol	< 0.15	0.15									
m&p-Xylene	< 0.30	0.30									
Methyl Butyl Ketone	< 0.30	0.30									
Methyl Ethyl Ketone	< 0.30	0.30									
Methyl Isobutyl Ketone	< 0.30	0.30									
Methyl tert-butyl ether	< 0.15	0.15									
Methylene chloride	< 0.15	0.15									
o-Xylene	< 0.15	0.15									
Propylene	< 0.15	0.15									
Styrene	< 0.15	0.15									
Tetrachloroethylene	< 0.15	0.15									
Tetrahydrofuran	< 0.15	0.15									

Qualifiers:

.	Results reported are not blank corrected	E	Value above quantitation range	H	Holding times for preparation or analysis exceeded
J	Analyte detected at or below quantitation limits	ND	Not Detected at the Reporting Limit	R	RPD outside accepted recovery limits
S	Spike Recovery outside accepted recovery limits				

CLIENT: Arcadis
Work Order: C1101035
Project: Lockheed Martin NJ001014.0001 **TestCode: 0.25CT-TCE-VC**

Sample ID BMB1UG-012611	SampType: MBLK	TestCode: 0.25CT-TCE-	Units: ppbV	Prep Date:	RunNo: 4205
Client ID: ZZZZZ	Batch ID: R4205	TestNo: TO-15		Analysis Date: 1/26/2011	SeqNo: 50471

Analyte	Result	PQL	SPK value	SPK Ref Val	%REC	LowLimit	HighLimit	RPD Ref Val	%RPD	RPDLimit	Qual
Toluene	< 0.15	0.15									
trans-1,2-Dichloroethene	< 0.15	0.15									
trans-1,3-Dichloropropene	< 0.15	0.15									
Trichloroethene	< 0.040	0.040									
Vinyl acetate	< 0.15	0.15									
Vinyl Bromide	< 0.15	0.15									
Vinyl chloride	< 0.040	0.040									

Sample ID BMB1UG-012711	SampType: MBLK	TestCode: 0.25CT-TCE-	Units: ppbV	Prep Date:	RunNo: 4206
Client ID: ZZZZZ	Batch ID: R4206	TestNo: TO-15		Analysis Date: 1/27/2011	SeqNo: 50506

Analyte	Result	PQL	SPK value	SPK Ref Val	%REC	LowLimit	HighLimit	RPD Ref Val	%RPD	RPDLimit	Qual
1,1,1-Trichloroethane	< 0.15	0.15									
1,1,2,2-Tetrachloroethane	< 0.15	0.15									
1,1,2-Trichloroethane	< 0.15	0.15									
1,1-Dichloroethane	< 0.15	0.15									
1,1-Dichloroethene	< 0.15	0.15									
1,2,4-Trichlorobenzene	< 0.15	0.15									
1,2,4-Trimethylbenzene	< 0.15	0.15									
1,2-Dibromoethane	< 0.15	0.15									
1,2-Dichlorobenzene	< 0.15	0.15									
1,2-Dichloroethane	< 0.15	0.15									
1,2-Dichloropropane	< 0.15	0.15									
1,3,5-Trimethylbenzene	< 0.15	0.15									
1,3-butadiene	< 0.15	0.15									
1,3-Dichlorobenzene	< 0.15	0.15									
1,4-Dichlorobenzene	< 0.15	0.15									
1,4-Dioxane	< 0.30	0.30									
2,2,4-trimethylpentane	< 0.15	0.15									
4-ethyltoluene	< 0.15	0.15									

Qualifiers:

.	Results reported are not blank corrected	E	Value above quantitation range	H	Holding times for preparation or analysis exceeded
J	Analyte detected at or below quantitation limits	ND	Not Detected at the Reporting Limit	R	RPD outside accepted recovery limits
S	Spike Recovery outside accepted recovery limits				

CLIENT: Arcadis
Work Order: C1101035
Project: Lockheed Martin NJ001014.0001

TestCode: 0.25CT-TCE-VC

Sample ID	BMB1UG-012711	SampType:	MBLK	TestCode:	0.25CT-TCE-	Units:	ppbV	Prep Date:		RunNo:	4206
Client ID:	ZZZZZ	Batch ID:	R4206	TestNo:	TO-15			Analysis Date:	1/27/2011	SeqNo:	50506

Analyte	Result	PQL	SPK value	SPK Ref Val	%REC	LowLimit	HighLimit	RPD Ref Val	%RPD	RPDLimit	Qual
Acetone	< 0.30	0.30									
Allyl chloride	< 0.15	0.15									
Benzene	< 0.15	0.15									
Benzyl chloride	< 0.15	0.15									
Bromodichloromethane	< 0.15	0.15									
Bromoform	< 0.15	0.15									
Bromomethane	< 0.15	0.15									
Carbon disulfide	< 0.15	0.15									
Carbon tetrachloride	< 0.040	0.040									
Chlorobenzene	< 0.15	0.15									
Chloroethane	< 0.15	0.15									
Chloroform	< 0.15	0.15									
Chloromethane	< 0.15	0.15									
cis-1,2-Dichloroethene	< 0.15	0.15									
cis-1,3-Dichloropropene	< 0.15	0.15									
Cyclohexane	< 0.15	0.15									
Dibromochloromethane	< 0.15	0.15									
Ethyl acetate	< 0.25	0.25									
Ethylbenzene	< 0.15	0.15									
Freon 11	< 0.15	0.15									
Freon 113	< 0.15	0.15									
Freon 114	< 0.15	0.15									
Freon 12	< 0.15	0.15									
Heptane	< 0.15	0.15									
Hexachloro-1,3-butadiene	< 0.15	0.15									
Hexane	< 0.15	0.15									
Isopropyl alcohol	< 0.15	0.15									
m&p-Xylene	< 0.30	0.30									
Methyl Butyl Ketone	< 0.30	0.30									
Methyl Ethyl Ketone	< 0.30	0.30									
Methyl Isobutyl Ketone	< 0.30	0.30									

Qualifiers:

.	Results reported are not blank corrected	E	Value above quantitation range	H	Holding times for preparation or analysis exceeded
J	Analyte detected at or below quantitation limits	ND	Not Detected at the Reporting Limit	R	RPD outside accepted recovery limits
S	Spike Recovery outside accepted recovery limits				

CLIENT: Arcadis
Work Order: C1101035
Project: Lockheed Martin NJ001014.0001

TestCode: 0.25CT-TCE-VC

Sample ID BMB1UG-012711	SampType: MBLK	TestCode: 0.25CT-TCE-	Units: ppbV	Prep Date:	RunNo: 4206
Client ID: ZZZZZ	Batch ID: R4206	TestNo: TO-15		Analysis Date: 1/27/2011	SeqNo: 50506

Analyte	Result	PQL	SPK value	SPK Ref Val	%REC	LowLimit	HighLimit	RPD Ref Val	%RPD	RPDLimit	Qual
Methyl tert-butyl ether	< 0.15	0.15									
Methylene chloride	< 0.15	0.15									
o-Xylene	< 0.15	0.15									
Propylene	< 0.15	0.15									
Styrene	< 0.15	0.15									
Tetrachloroethylene	< 0.15	0.15									
Tetrahydrofuran	< 0.15	0.15									
Toluene	< 0.15	0.15									
trans-1,2-Dichloroethene	< 0.15	0.15									
trans-1,3-Dichloropropene	< 0.15	0.15									
Trichloroethene	< 0.040	0.040									
Vinyl acetate	< 0.15	0.15									
Vinyl Bromide	< 0.15	0.15									
Vinyl chloride	< 0.040	0.040									

Sample ID BMB1UG-012811	SampType: MBLK	TestCode: 0.25CT-TCE-	Units: ppbV	Prep Date:	RunNo: 4207
Client ID: ZZZZZ	Batch ID: R4207	TestNo: TO-15		Analysis Date: 1/28/2011	SeqNo: 50559

Analyte	Result	PQL	SPK value	SPK Ref Val	%REC	LowLimit	HighLimit	RPD Ref Val	%RPD	RPDLimit	Qual
1,1,1-Trichloroethane	< 0.15	0.15									
1,1,2,2-Tetrachloroethane	< 0.15	0.15									
1,1,2-Trichloroethane	< 0.15	0.15									
1,1-Dichloroethane	< 0.15	0.15									
1,1-Dichloroethene	< 0.15	0.15									
1,2,4-Trichlorobenzene	< 0.15	0.15									
1,2,4-Trimethylbenzene	< 0.15	0.15									
1,2-Dibromoethane	< 0.15	0.15									
1,2-Dichlorobenzene	< 0.15	0.15									
1,2-Dichloroethane	< 0.15	0.15									
1,2-Dichloropropane	< 0.15	0.15									

Qualifiers:

.	Results reported are not blank corrected	E	Value above quantitation range	H	Holding times for preparation or analysis exceeded
J	Analyte detected at or below quantitation limits	ND	Not Detected at the Reporting Limit	R	RPD outside accepted recovery limits
S	Spike Recovery outside accepted recovery limits				

CLIENT: Arcadis
Work Order: C1101035
Project: Lockheed Martin NJ001014.0001

TestCode: 0.25CT-TCE-VC

Sample ID	BMB1UG-012811	SampType:	MBLK	TestCode:	0.25CT-TCE-	Units:	ppbV	Prep Date:		RunNo:	4207
Client ID:	ZZZZZ	Batch ID:	R4207	TestNo:	TO-15			Analysis Date:	1/28/2011	SeqNo:	50559

Analyte	Result	PQL	SPK value	SPK Ref Val	%REC	LowLimit	HighLimit	RPD Ref Val	%RPD	RPDLimit	Qual
1,3,5-Trimethylbenzene	< 0.15	0.15									
1,3-butadiene	< 0.15	0.15									
1,3-Dichlorobenzene	< 0.15	0.15									
1,4-Dichlorobenzene	< 0.15	0.15									
1,4-Dioxane	< 0.30	0.30									
2,2,4-trimethylpentane	< 0.15	0.15									
4-ethyltoluene	< 0.15	0.15									
Acetone	< 0.30	0.30									
Allyl chloride	< 0.15	0.15									
Benzene	< 0.15	0.15									
Benzyl chloride	< 0.15	0.15									
Bromodichloromethane	< 0.15	0.15									
Bromoform	< 0.15	0.15									
Bromomethane	< 0.15	0.15									
Carbon disulfide	< 0.15	0.15									
Carbon tetrachloride	< 0.040	0.040									
Chlorobenzene	< 0.15	0.15									
Chloroethane	< 0.15	0.15									
Chloroform	< 0.15	0.15									
Chloromethane	< 0.15	0.15									
cis-1,2-Dichloroethene	< 0.15	0.15									
cis-1,3-Dichloropropene	< 0.15	0.15									
Cyclohexane	< 0.15	0.15									
Dibromochloromethane	< 0.15	0.15									
Ethyl acetate	< 0.25	0.25									
Ethylbenzene	< 0.15	0.15									
Freon 11	< 0.15	0.15									
Freon 113	< 0.15	0.15									
Freon 114	< 0.15	0.15									
Freon 12	< 0.15	0.15									
Heptane	< 0.15	0.15									

Qualifiers:

.	Results reported are not blank corrected	E	Value above quantitation range	H	Holding times for preparation or analysis exceeded
J	Analyte detected at or below quantitation limits	ND	Not Detected at the Reporting Limit	R	RPD outside accepted recovery limits
S	Spike Recovery outside accepted recovery limits				

CLIENT: Arcadis
Work Order: C1101035
Project: Lockheed Martin NJ001014.0001

TestCode: 0.25CT-TCE-VC

Sample ID	BMB1UG-012811	SampType:	MBLK	TestCode:	0.25CT-TCE-	Units:	ppbV	Prep Date:		RunNo:	4207
Client ID:	ZZZZZ	Batch ID:	R4207	TestNo:	TO-15			Analysis Date:	1/28/2011	SeqNo:	50559

Analyte	Result	PQL	SPK value	SPK Ref Val	%REC	LowLimit	HighLimit	RPD Ref Val	%RPD	RPDLimit	Qual
Hexachloro-1,3-butadiene	< 0.15	0.15									
Hexane	< 0.15	0.15									
Isopropyl alcohol	< 0.15	0.15									
m&p-Xylene	< 0.30	0.30									
Methyl Butyl Ketone	< 0.30	0.30									
Methyl Ethyl Ketone	< 0.30	0.30									
Methyl Isobutyl Ketone	< 0.30	0.30									
Methyl tert-butyl ether	< 0.15	0.15									
Methylene chloride	< 0.15	0.15									
o-Xylene	< 0.15	0.15									
Propylene	< 0.15	0.15									
Styrene	< 0.15	0.15									
Tetrachloroethylene	< 0.15	0.15									
Tetrahydrofuran	< 0.15	0.15									
Toluene	< 0.15	0.15									
trans-1,2-Dichloroethene	< 0.15	0.15									
trans-1,3-Dichloropropene	< 0.15	0.15									
Trichloroethene	< 0.040	0.040									
Vinyl acetate	< 0.15	0.15									
Vinyl Bromide	< 0.15	0.15									
Vinyl chloride	< 0.040	0.040									

Qualifiers:

.	Results reported are not blank corrected	E	Value above quantitation range	H	Holding times for preparation or analysis exceeded
J	Analyte detected at or below quantitation limits	ND	Not Detected at the Reporting Limit	R	RPD outside accepted recovery limits
S	Spike Recovery outside accepted recovery limits				

Quantitation Report (QT Reviewed)

Data File : C:\MSDCHEM\1\DATA\BG012608.D Vial: 8
Acq On : 26 Jan 2011 2:58 pm Operator: LL
Sample : BMB1UG-012611 Inst : MSD #2
Misc : 1ugm3 & 0.25TCE,CT,VNCL Blank Multiplr: 1.00
MS Integration Params: RTEINT.P
Quant Time: Feb 02 09:42:07 2011 Quant Results File: B118_1UG.RES

Quant Method : C:\MSDCHEM\1\METHODS\B118_1UG.M (RTE Integrator)
Title : TO-15 VOA Standards for 5 point calibration
Last Update : Tue Feb 01 16:05:43 2011
Response via : Initial Calibration
DataAcq Meth : B118_1UG

Internal Standards	R.T.	QIon	Response	Conc	Units	Dev(Min)
1) Bromochloromethane	7.88	128	17951	1.00	ppb	0.00
30) 1,4-difluorobenzene	10.19	114	42199	1.00	ppb	0.00
44) Chlorobenzene-d5	14.97	117	43521	1.00	ppb	0.00
System Monitoring Compounds						
57) Bromofluorobenzene	16.51	95	20173	0.87	ppb	0.00
Spiked Amount 1.000	Range 70 - 130		Recovery = 87.00%			
Target Compounds						Qvalue

(#) = qualifier out of range (m) = manual integration (+) = signals summed

Quantitation Report (QT Reviewed)

Data File : C:\MSDCHEM\1\DATA\BG012608.D Vial: 8
Acq On : 26 Jan 2011 2:58 pm Operator: LL
Sample : BMB1UG-012611 Inst : MSD #2
Misc : 1ugm3 & 0.25TCE,CT,VNCL Blank Multiplr: 1.00
MS Integration Params: RTEINT.P
Quant Time: Feb 2 9:42 2011 Quant Results File: B118_1UG.RES

Method : C:\MSDCHEM\1\METHODS\B118_1UG.M (RTE Integrator)
Title : TO-15 VOA Standards for 5 point calibration
Last Update : Tue Feb 01 16:05:43 2011
Response via : Initial Calibration

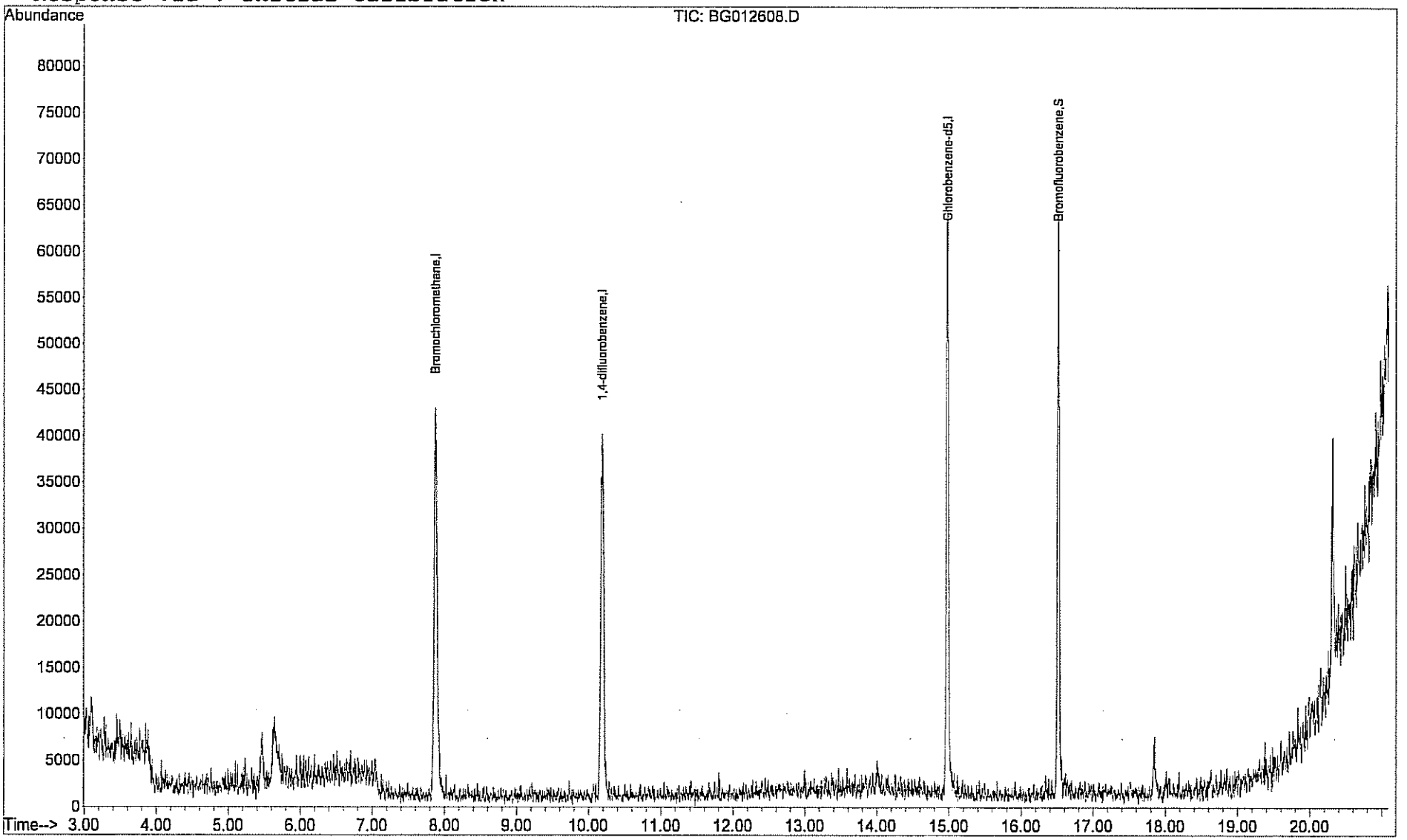

Quantitation Report (QT Reviewed)

Data File : C:\MSDCHEM\1\DATA\BG012706.D Vial: 6
Acq On : 27 Jan 2011 2:21 pm Operator: LL
Sample : BMB1UG-012711 Inst : MSD #2
Misc : 1ugm3 & 0.25TCE,CT,VNCL Blank Multiplr: 1.00
MS Integration Params: RTEINT.P
Quant Time: Feb 02 11:05:30 2011 Quant Results File: B118_1UG.RES

Quant Method : C:\MSDCHEM\1\METHODS\B118_1UG.M (RTE Integrator)
Title : TO-15 VOA Standards for 5 point calibration
Last Update : Tue Feb 01 16:05:43 2011
Response via : Initial Calibration
DataAcq Meth : B118_1UG

Internal Standards	R.T.	QIon	Response	Conc	Units	Dev(Min)
1) Bromochloromethane	7.90	128	17019	1.00	ppb	0.02
30) 1,4-difluorobenzene	10.19	114	42680	1.00	ppb	0.00
44) Chlorobenzene-d5	14.98	117	41369	1.00	ppb	0.00
System Monitoring Compounds						
57) Bromofluorobenzene	16.51	95	18238	0.82	ppb	0.00
Spiked Amount 1.000	Range 70 - 130		Recovery = 82.00%			
Target Compounds						Qvalue

(#) = qualifier out of range (m) = manual integration (+) = signals summed

Quantitation Report (QT Reviewed)

Data File : C:\MSDCHEM\1\DATA\BG012706.D Vial: 6
Acq On : 27 Jan 2011 2:21 pm Operator: LL
Sample : BMB1UG-012711 Inst : MSD #2
Misc : 1ugm3 & 0.25TCE,CT,VNCL Blank Multiplr: 1.00
MS Integration Params: RTEINT.P
Quant Time: Feb 2 11:05 2011 Quant Results File: B118_1UG.RES

Method : C:\MSDCHEM\1\METHODS\B118_1UG.M (RTE Integrator)
Title : TO-15 VOA Standards for 5 point calibration
Last Update : Tue Feb 01 16:05:43 2011
Response via : Initial Calibration

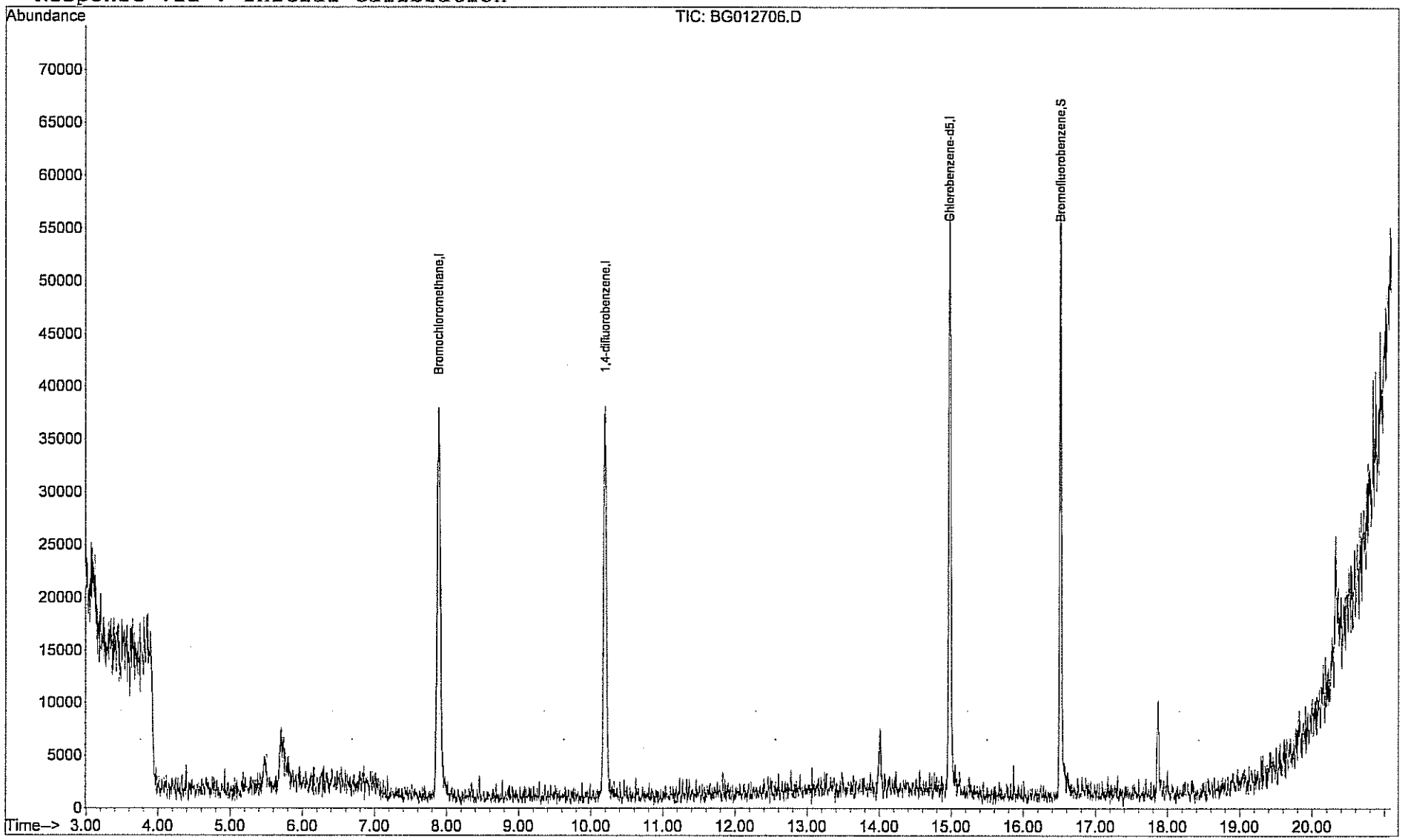

Quantitation Report (QT Reviewed)

Data File : C:\MSDCHEM\1\DATA\BG012808.D Vial: 8
Acq On : 28 Jan 2011 4:24 pm Operator: LL
Sample : BMB1UG-012811 Inst : MSD #2
Misc : 1ugm3 & 0.25TCE,CT,VNCL Blank Multiplr: 1.00
MS Integration Params: RTEINT.P
Quant Time: Feb 02 12:54:54 2011 Quant Results File: B118_1UG.RES

Quant Method : C:\MSDCHEM\1\METHODS\B118_1UG.M (RTE Integrator)
Title : TO-15 VOA Standards for 5 point calibration
Last Update : Tue Feb 01 16:05:43 2011
Response via : Initial Calibration
DataAcq Meth : B118_1UG

Internal Standards	R.T.	QIon	Response	Conc	Units	Dev(Min)
1) Bromochloromethane	7.89	128	17702	1.00	ppb	0.00
30) 1,4-difluorobenzene	10.18	114	37527	1.00	ppb	0.00
44) Chlorobenzene-d5	14.98	117	36522	1.00	ppb	0.00
System Monitoring Compounds						
57) Bromofluorobenzene	16.51	95	16899	0.86	ppb	0.00
Spiked Amount 1.000	Range 70 - 130		Recovery = 86.00%			
Target Compounds						Qvalue

(#) = qualifier out of range (m) = manual integration (+) = signals summed

Quantitation Report (QT Reviewed)

Data File : C:\MSDCHEM\1\DATA\BG012808.D Vial: 8
Acq On : 28 Jan 2011 4:24 pm Operator: LL
Sample : BMB1UG-012811 Inst : MSD #2
Misc : 1ugm3 & 0.25TCE,CT,VNCL Blank Multiplr: 1.00
MS Integration Params: RTEINT.P
Quant Time: Feb 2 12:55 2011 Quant Results File: B118_1UG.RES

Method : C:\MSDCHEM\1\METHODS\B118_1UG.M (RTE Integrator)
Title : TO-15 VOA Standards for 5 point calibration
Last Update : Tue Feb 01 16:05:43 2011
Response via : Initial Calibration

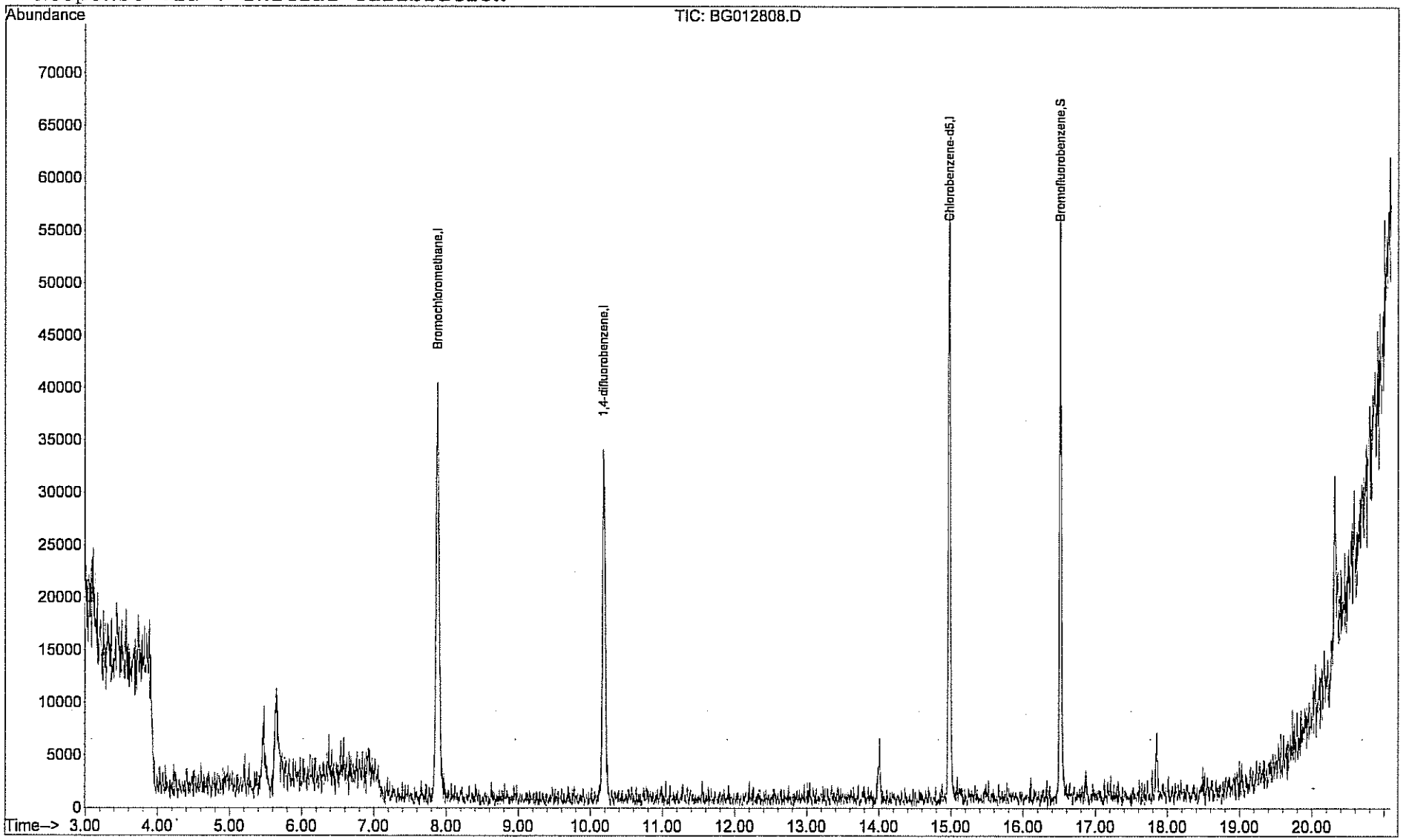

GC/MS VOLATILES-WHOLE AIR

METHOD TO-15

INJECTION LOG

Centek Laboratories, LLC
Instrument: HP5975 MSD
GC Column: J&W DB-5MS, 1.0u, 60M

Injection Logbook A-MSD

Internal Standard Stock #: 8262
Standard Stock #(s) 8263
LCS Stock #(s)
Method Reference: Toxic Organic Compounds in Ambient Air Jan-99

Detection Limit	Login Number	Data File Name	Dil. Factor	Inj Vol cc	MethodQ File	Group Number	Inj. Date	Inj. Time	Comments	CD BackUp#
ug/m3	BFBIUG	BG011801	-	-	B117-1UG		01/18/11	1221		
	BIUG-0.10	06	-	20	B118-1UG					
	BIUG-0.04	07	-	8						
	BIUG-1.0	08	-	200						
	BIUG-2.0	09	-	400						
	BIUG-1.50	10	-	300						
	BIUG-1.25	11	-	250						
	BIUG-0.75	12	-	150						
	BIUG-0.50	13	-	100						
	BIUG-0.30	14	-	60						
↓	BIUG-0.15	15	-	30	↓		01/18/11	2100		

Analyzed by: L.L.

Page No: 52

Centek Laboratories, LLC

Centek Laboratories, LLC
Instrument: HP5975 MSD
GC Column: J&W DB-5MS, 1.0u, 60M

Injection Logbook A-MSD

Internal Standard Stock #: 8277
Standard Stock #(s) 8278
LCS Stock #(s) 8275
Method Reference: Toxic Organic Compounds in Ambient Air Jan-99

Detection Limit	Login Number		Data File Name	Dil. Factor	Inj Vol cc	MethodQ File	Group Number	Inj. Date	Inj. Time	Comments	CD BackUp#
1ug/m3	BFB1UG		BG012601	—	—	B18_1UG		01/26/11	0948		
	B1UG-1.0		05	—	200						
	BLCS1UG-012611		06	-	↓						
	BMB1UG-012611		08	-	—						
	C1101035-001		09	—	200						
	-002		10	—							
	-005		11	—							
	-007		12	-							
	-009		13	—							
	-012		14	—							
	-015		15	—							
	C1101036-002		16	—	↓						
	-002	10X	17	10	20						
	-003		18	—	200						
	-003	10X	19	10	20						
	-004		20	—	200						
	-004	10X	21	10	20						
	-005		22	—	200			01/26/11	2357		
	-005	10X	23	10	20			01/27/11	0031		
	BLCSD1UG-012611		24	—	200						
	C1101036-006		25	-	200						
	-006	10X	26	10	20						
	-007		27	—	200						
	-007	10X	28	10	20						
	-011		29	-	200						
	-011	10X	30	10	20						
	-015		31	—	200						
	-015	10X	32	10	20	↓		01/27/11	0543		

Analyzed by: Y.L.

Page No: 88

Centek Laboratories, LLC
Instrument: HP5975 MSD
GC Column: J&W DB-5MS, 1.0u, 60M

Injection Logbook A-MSD

Internal Standard Stock #: 8277
Standard Stock #(s) 8278
LCS Stock #(s) 8275
Method Reference: Toxic Organic Compounds in Ambient Air Jan-99

Detection Limit	Login Number	Data File Name	Dil. Factor	Inj Vol cc	MethodQ File	Group Number	Inj. Date	Inj. Time	Comments	CD BackUp#
ug/m3	C1101035-003	BG012633	-	200	B118_1U6		01/27/11	0618		
↓	-004	34	-	↓	↓		↓	↓		
	-006	35	-							
	-008	36	-							
	-010	37	-	↓						
	-010	10X 38	10	20						
↓	-011	39	-	200	↓		01/27/11	0946		

Analyzed by: L.L.

Page No: 89

Centek Laboratories, LLC
Instrument: HP5975 MSD
GC Column: J&W DB-5MS, 1.0u, 60M

Injection Logbook A-MSD

Internal Standard Stock #: 8279
Standard Stock #(s) 8278
LCS Stock #(s) 8275
Method Reference: Toxic Organic Compounds in Ambient Air Jan-99

Detection Limit	Login Number	Data File Name	Dil. Factor	Inj Vol cc	MethodQ File	Group Number	Inj. Date	Inj. Time	Comments	CD BackUp#
1ug/m3	BFB1UG	BE012701	—	—	B118-1UG		01/27/11	1044		
	B1UG-1.0	02	—	200						
	BLCS1UG-012711	04	—	↓						
	BMB1UG-012711	06	—	—						
	C1101036-016	07	—	200						
	C1101035-001	10X 08	10	20						
	-013	09	—	200						
	-014	10	—							
	C1101036-001	11	—							
	-008	12	—							
	-009	13	—							
	-010	14	—							
	-012	15	—							
	-013	16	—							
	-014	17	—	↓						
	-014	10X 18	10	20						
	-014	40X 19	40	5						
	C1101035-001	640X 20	640	5 (16)*			01/27/11	2341		
	-002	320X 21	320	5 (8)*			01/28/11	0014		
	-002	8X 22	8	200(8)*						
	-005	320X 23	320	5 (8)*						
	-005	8X 24	8	200(8)*						
	-007	320X 25	320	5 (8)*						
	-007	8X 26	8	200(8)*						
	-009	10X 27	10	20						
	-009	40X 28	40	5						
	-012	5X 29	5	40						
↓	↓ -015	320X 30	320	5 (8)*	↓		01/28/11	0512		

Analyzed by: L.L.

* DL in can*

Page No: 90

Centek Laboratories, LLC
Instrument: HP5975 MSD
GC Column: J&W DB-5MS, 1.0u, 60M

Injection Logbook A-MSD

Internal Standard Stock #: 8279
Standard Stock #(s) 8278
LCS Stock #(s) 8275
Method Reference: Toxic Organic Compounds in Ambient Air Jan-99

Detection Limit	Login Number	Data File Name	Dil. Factor	Inj Vol cc	MethodQ File	Group Number	Inj. Date	Inj. Time	Comments	CD BackUp#
1ug/m3	C1101035-015 8X	BG01273	8		B1 8_1UG		01/28/11	0547		
	BLCSD1UG-01271	1	32	-	200					
	C1101036-002	40X	33	40	40 (8) *					
	-002	320X	34	320	5 (8) *					
	-004	80X	35	80	5 (2) *					
	-005	80X	36	80	5 (2) *					
	-006	80X	37	80	5 (2) *					
	-007	40X	38	40	5					
	-011	40X	39	40	40 (8) *					
	-011	320X	40	320	5 (8) *		01/28/11	1046		

Analyzed by: L L.

* DL in can *

Page No: 91

Centek Laboratories, LLC

Centek Laboratories, LLC
Instrument: HP5975 MSD
GC Column: J&W DB-5MS, 1.0u, 60M

Injection Logbook A-MSD

Internal Standard Stock #: 8280
Standard Stock #(s) 8278
LCS Stock #(s) 8275
Method Reference: Toxic Organic Compounds in Ambient Air Jan-99

Detection Limit	Login Number	Data File Name	Dil. Factor	Inj Vol cc	MethodQ File	Group Number	Inj. Date	Inj. Time	Comments	CD BackUp#
1ug/m3	BFBIUG	BG012804	—	—	B118_1UG		01/28/11	1326		
	BIUG_1.0	05	—	200						
	BLCSIUG-012811	07	—	↓						
	BMBIUG-012811	08	—	—						
	C1101035-013 8X	10	8	100 (4)*						
	-013 160X	11	160	5 (4)*						
	-014 8X	12	8	100 (4)*						
	-014 160X	13	160	5 (4)*						
	C1101036-001 8X	14	8	200 (8)*						
	-001 320X	15	320	5 (8)*						
	-008 10X	16	10	40 (2)*						
	-008 80X	17	80	5 (2)*						
	-009 8X	18	8	160 (4)*						
	-009 160X	19	160	5 (4)*						
	-010 5X	20	5	40			01/28/11	2327		
	-010 40X	21	40	5			01/29/11	0000		
	-012 5X	22	5	40						
	-012 20X	23	20	10						
	-013 5X	24	5	40						
	-013 20X	25	20	10						
	C1101035-002 40X	26	40	5						
	C1101036-015 80X	27	80	5 (2)*						
	C1101035-003 8X	28	8	200 (8)*						
	-003 320X	29	320	5 (8)*						
	-004 10X	30	10	20						
	-004 40X	31	40	5						
	-006 8X	32	8	200 (8)*						
	-006 320X	33	320	5 (8)*			01/29/11	0656		

* DL in can *

Analyzed by: L.L.

Page No: 92

Centek Laboratories, LLC
Instrument: HP5975 MSD
GC Column: J&W DB-5MS, 1.0u, 60M

Injection Logbook A-MSD

Internal Standard Stock #: 8280
Standard Stock #(s) 8278
LCS Stock #(s) 8275
Method Reference: Toxic Organic Compounds in Ambient Air Jan-99

Detection Limit	Login Number	Data File Name	Dil. Factor	Inj Vol cc	MethodQ File	Group Number	Inj. Date	Inj. Time	Comments	CD BackUp#
1ug/m3	C1101035-008	SXBG012834	8	200(8)	B118-1UG		01/29/11	0732		
	-008	320X 35	320	5 (8)*						
	-010	40X 36	40	10 (2)*						
	-010	80X 37	80	5 (2)*						
	-011	5X 38	5	40						
	C1101041-001	39	-	200						
	-001	10X 40	10	20						
	BLCSD1UG-0128	11 41	-	200						
	C1101041-001	40X 42	40	5			01/29/11	1216		

Analyzed by: L.L.

DL in can

Page No: 93

Centek Laboratories, LLC

GC/MS VOLATILES-WHOLE AIR

METHOD TO-15

STANDARDS LOG

Centek Laboratories, LLC

GC/MS Calibration Standards Logbook

Std #	Date Prep	Date exp	Description	Stock #	Stock conc	Initial vol	finial vol	Final conc/ppbV	Prep by	Chkd by
6117	11/11/08	11/14/08	TO15IUT IS^A	6112	50ppb	0.5psig	30psia	1 ppb	AD	
6118	11/12/08	11/09	TO15 IS	AB-2253	1 ppm	SPECTRA GASES			mp	
6119	↓	↓	TO15 SUBSET	AB-2274	↓	↓	↓	↓	↓	REDEAT 3/11/10 7140A+B
6120	↓	↓	TO14 MIX	AB-2238	↓	↓	↓	↓	↓	
6121	11/14/08	11/21/08	TO15 IS	6118	1ppm	1.5psig	30psia	50 ppb	mp	
6122	↓	↓	↓ STD	4192/4193	↓	↓	↓	↓	↓	
6123	↓	↓	↓ LCS	2056/2057	↓	↓	↓	↓	↓	
6124	↓	↓	TO15IUT IS^A	6121	50ppb	0.5psig	45psia	1ppb	↓	
6125	↓	↓	↓ STD^A	6122	↓	↓	↓	↓	↓	
6126	↓	↓	↓ LCS	6123	↓	↓	↓	↓	↓	
6127	11/15/08	↓	TO15IUT IS^A	6121	50 ppb	0.5psig	45psia	1ppb	↓	
6128	11/17/08	11/21/08	TO15IUT IS^B	6121	↓	↓	↓	↓	↓	
6129	↓	↓	↓ STD^B	6122	↓	↓	↓	↓	↓	
6130	↓	↓	↓ IS^A	↓	↓	↓	↓	↓	↓	
6131	11/18/08	↓	↓ IS^A	↓	↓	↓	↓	↓	↓	
6132	↓	↓	↓ IS^B	↓	↓	↓	↓	↓	↓	
6133	11/19/08	↓	↓ IS^A	↓	↓	↓	↓	↓	↓	
6134	↓	↓	↓ IS^B	↓	↓	↓	↓	↓	↓	

Std #	Date Prep	Date exp	Description	Stock #	Stock conc	Initial vol	finial vol	Final conc/ppbV	Prep by	Chkd by
7365	8/30/09	8/31/09	TO15IVT IS[A]	7352	50ppb	0.9psig	45psia	1ppb	mp	
7366	8/31/09	9/10	TO15 IS	06503-093	1ppm	SCOTT GASES		1ppm	mp	
7367	8/31/09	9/6/09	TO15 IS	7366	1ppm	1.5psig	30psia	50ppb	mp	
7368	↓	↓	STD	6119/20	↓	↓	↓	↓		
7369			LCS	6192/93						
7370			SIL/SUL	6194						
7371			TO15IVT IS[A]	7367	50ppb	0.9psig	45psia	1ppb		
7372			STD[A]	7368	↓	↓	↓	↓		
7373			LCS	7369						
7374	9/1/09		TO15IVT IS[A]	7367						
7375	9/2/09	↓	↓	↓	↓	↓	↓	↓		
7376	9/1/09	9/6/09	TO15IVT IS[B]	7367	50ppb	0.9psig	45psia	1ppb	I.L.	
7377	↓	↓	↓ STD[B]	7368	↓	↓	↓	↓	↓	
7378	9/2/09	9/6/09	TO15IVT IS[B]	7367	50ppb	0.9psig	45psia	1ppb	I.L.	
7379	9/2/09	9/6/09	↓ IS[A]	7367	↓	↓	↓	↓	I.L.	
7380	9/3/09	9/10/09	TO15 IS	7366	1ppm	1.5psig	30psia	50ppb	I.L.	
7381	9/3/09	9/10/09	TO15IVT IS[A]	7380	50ppb	0.9psig	45psia	1ppb	I.L.	
7382	9/3/09	9/10/09	↓ IS[B]	7380	↓	↓	↓	↓	↓	
7382A	8/31/09	9/6/09	TO15IVT IS[B]	7367	50ppb	0.9psig	45psia	1ppb	I.L.	
7382B	↓	↓	↓ STD[B]	7368	↓	↓	↓	↓	↓	

Std #	Date Prep	Date exp	Description	Stock #	Stock conc	Initial vol	finial vol	Final conc/ppbV	Prep by	Chkd by
7609	1/19/10	1/25/10	TO15 IUT IS(B)	7601	50ppb	0.9psig	45psia	1ppb	L.L.	
7610	1/20/10	1/25/10	TO15 IUT IS(B)	7601	50ppb	0.9psig	45psia	1ppb	L.L.	
7611	1/20/10	1/25/10	SILX/SULF	6194/7046	1ppm	1.5psig	30psia	50ppb	L.L.	
7612	1/20/10	1/25/10	FORM 10ppm	7068	36.5%	1.1ul	50psia	10ppm	↓	
7613	↓	↓	50ppb FORM	7612	10ppm	0.23psig	45psia	50ppb	↓	
7614	1/21/10	1/25/10	TO15 IS	7366	1ppm	1.5psig	30psia	50ppb	L.L.	
7615	1/21/10	1/25/10	TO15 IUT IS(B)	7614	50ppb	0.9psig	45psia	1ppb	L.L.	
7616	1/22/10	1/25/10	TO15 IUT IS(B)	7614	50ppb	0.9psig	45psia	1ppb	L.L.	
7617	1/25/10	1/20/11	TO15 SUBSET	AB-4460	1ppm	1800psig	SpectraGases	1ppm	L.L.	
7618	1/25/10	1/15/11	TO14 MIX	AB-4573	1ppm	1800psig	SpectraGases	1ppm	↓	
7619	1/25/10	1/25/11	FIXED GASES	109940 2163-04	% VARIES	10L	MATHESON TRI-GAS		M	
7620	1/25/10	2/1/10	TO15 ~~IUT~~ IS(A)	7366	1ppm	1.5psig	30psia	50ppb	L.L.	
7621	↓	↓	↓ STD(A)	7617/7618 7384	↓	↓	↓	↓	↓	
7622	↓	↓	↓ LCS	6119/6120	↓	↓	↓	↓	↓	
7623	1/25/10	2/1/10	TO15 IUT IS(A)	7620	50ppb	0.9psig	45psia	1ppb	L.L.	
7624	↓	↓	↓ STD(A)	7621	↓	↓	↓	↓	↓	
7625	↓	↓	↓ LCS	7622	↓	↓	↓	↓	↓	
7626	↓	↓	↓ IS(B)	7620	↓	↓	↓	↓	↓	

Std #	Date Prep	Date exp	Description	Stock #	Stock conc	Initial vol	finial vol	Final conc/ppbV	Prep by	Chkd by
7789	3/31/10	4/5/10	TO15 IVGIS (A)	7779	50ppb	0.9psig	45psia	1ppb	L.L.	
7740A	3/11/10	11/11/10	LCS TO15 SUBSET	AB-2244 6119	1ppm	SPECTRA	GASES	*RECERTIFIED	L.L.	
7740B	3/11/10	11/11/10	LCS TO14 MIX	AB-2238 6120	↓	↓		*LCS*	↓	
7790	3/31/10	4/5/10	SILX/SULF	6194/7046	1ppm	1.5psig	30psia	50ppb	L.L.	
7791	3/31/10	4/5/10	FORM 10ppm	7068	36.5%	1.1ml	50psia	10ppm	↓	
7792	↓	↓	FORM 50ppb	7791	10ppm	0.23psig	45psia	50ppb	↓	
7793	4/5/10	4/12/10	TO15 IS	7366	1ppm	1.5psig	30psia	50ppb	L.L.	
7794	↓	↓	↓ STD	7617/7618	↓	↓	↓	↓	↓	
7795	↓	↓	↓ LCS	7740A/7740B	↓	↓	↓	↓	↓	
7796	4/5/10	4/12/10	TO15 IVGIS (A)	7793	50ppb	0.9psig	45psia	1ppb	↓	
7797	↓	↓	↓ STD (A)	7794	↓	↓	↓	↓		
7798	↓	↓	↓ LCS	7795	↓	↓	↓	↓		
7799	4/5/10	4/12/10	TO15 IVGIS (B)	7793	50ppb	0.9psig	45psia	1ppb	L.L.	
7800	↓	↓	↓ STD (B)	7794	↓	↓	↓	↓	↓	
7801	4/6/10	4/12/10	TO15 IVGIS (A)	7793	50ppb	0.9psig	45psia	1ppb		
7802	4/6/10	4/12/10	TO15 IVGIS (B)	7793	50ppb	0.9psig	45psia	1ppb	L.L.	
7803	4/7/10	4/12/10	TO15 IVGIS (A)	7793	50ppb	0.9psig	45psia	1ppb	L.L.	
7804	4/7/10	4/12/10	TO15 IVGIS (B)	7793	50ppb	0.9psig	45psia	1ppb	L.L.	

Centek Laboratories, LLC

Std #	Date Prep	Date exp	Description	Stock #	Stock conc	Initial vol	finial vol	Final conc/ppbV	Prep by	Chkd by
7840	4/26/10	5/3/10	TO15 FORM	7068	36.5%	1.1uL	30psia	10ppm	LL	
7841	↓		↓ FORM-50	7822	10ppm	0.23psig	50psia	50ppb	↓	
7842	4/27/10		TO15/UG IS B	7837	50ppb	0.9psig	45psia	1ppb	LL	
7843	↓		STD B	7839	↓	↓	↓	↓	↓	
7844	↓		LCS	7835						
7845	4/28/10		IS A	7837					MM	
7846	↓	↓	↓ STD A	7838	↓	↓	↓	↓	↓	
7847	5/3/10	5/10/10	TO15 IS	7366	1ppm	1.5psig	30psia	50ppb	MM	
7848	↓	↓	STD	7617/18	↓	↓	↓	↓	↓	
7849			LCS	7740A/B						
7850			SIL/GUL	6194/7046	↓	↓	↓	↓		
7851			FORM	7068	36.5%	1.1uL	30psia	10ppm		
7852			↓ FORM-50	7851	10ppm	0.23psig	50psia	50ppb	↓	
7853			TO15/UG IS A	7847	50ppb	0.9psig	45psia	1ppb	MM	
7854			STD A	7848	↓	↓	↓	↓	↓	
7855	↓		LCS	7849						
7856	5/6/10	↓	↓ IS	7847	↓	↓	↓	↓	↓	
7857	5/10/10	5/11	TO15 IS+BTB	AB 100102	1PPM	LINDE	6-AS	1ppm	MM	

Page # 92

Centek Laboratories, LLC

GC/MS Calibration Standards Logbook

Std #	Date Prep	Date exp	Description	Stock #	Stock conc	Initial vol	finial vol	Final conc/ppbV	Prep by	Chkd by
8241	1/4/11	1/10/11	TO15 IS	7857	1ppm	1.5psig	30psia	50ppb	Z.I	
8242	1/10/11	1/17/11	TO15 IS	7857	1ppm	1.5psig	30psia	50ppb	Z.I.	
8243			STD	7617/7618						
8244			LCS	7740A/7740B						
8245			4PCH	7384	↓	↓	↓	↓		
8246			FORM	7068	36.5%	1.1ml	50psig	10ppm		
8247			FORM50	8246	10ppm	0.23psig	45psia	50ppb		
8248	↓	↓	SILX/5LF	6194/7046	1ppm	1.5psig	30psia	50ppb	↓	
8249	1/10/11	1/17/11	TO15UG IS (A)	8242	50ppb	0.9psig	45psia	1ppb	m	
8250	↓	↓	STD (A)	8243	↓	↓	↓	↓	↓	
8251	↓	↓	LCS	8244	↓	↓	↓	↓		
8252	1/13/11	1/17/11	TO15 IS	7857	1ppm	1.5psig	30psia	50ppb	Z.I.	
8253	1/17/11	1/24/11	TO15 IS	7857						
8254			STD	7617/7618						
8255			LCS	7740A/7740B						
8256			4PCH	7384	↓	↓	↓	↓		
8257			FORM	7068	36.5%	1.1ml	50psig	10ppm		
8258	↓	↓	FORM50	8257	10ppm	0.23psig	45psia	50ppb	↓	

Centek Laboratories, LLC

Std #	Date Prep	Date exp	Description	Stock #	Stock conc	Initial vol	finial vol	Final conc/ppbV	Prep by	Chkd by
8259	1/17/11	1/24/11	TO15 1UG IS(A)	8253	50ppb	0.9psiG	45psiA	1ppb		
8260	↓	↓	↓ STD(A)	8254	↓	↓	↓	↓		
8261	↓	↓	↓ LCS	8255	↓	↓	↓	↓		
8262	1/18/11	1/24/11	TO15 1UG IS(B)	8253	50ppb	0.9psiG	45psiA	1ppb	L.L.	
8263	↓	↓	↓ STD(B)	8254	↓	↓	↓	↓	↓	
8264	1/21/11	1/24/11	TO15 IS	7857	1ppm	1.5psiG	30psiA	50ppb	L.L.	
8265	1/24/11	1/31/11	TO15 IS	7857	1ppm	1.5psiG	30psiA	50ppb	L.L.	
8266	↓	↓	↓ STD	7617/7618	↓	↓	↓	↓	↓	
8267	↓	↓	↓ LCS	7740A/7740B	↓	↓	↓	↓	↓	
8268	↓	↓	↓ 4PCH	7384	↓	↓	↓	↓	↓	
8269	↓	↓	↓ FORM	7068	36.5%	1.1ul	50psiG	10ppm	↓	
8270	↓	↓	↓ FORM.50	8269	10ppm	0.23psiG	45psiA	50ppb	↓	
8271	↓	↓	↓ SILX/SULF	6194/7046	1ppm	1.5psiG	30psiA	50ppb	↓	
8272	1/17/11	1/24/11	TO15 SILX/SULF	6194/7046	1ppm	1.5psiG	30psiA	50ppb	↓	
8273	1/24/11	1/31/11	TO15 1UG IS(A)	8265	50ppb	0.9psiG	45psiA	1ppb		
8274	↓	↓	↓ STD(A)	8266	↓	↓	↓	↓		
8275	↓	↓	↓ LCS	8267	↓	↓	↓	↓		
8276	1/26/11	1/31/11	TO15 IS	7857	1ppm	1.5psiG	30psiA	50ppb	L.L.	

Centek Laboratories, LLC

GC/MS Calibration Standards Logbook

Std #	Date Prep	Date exp	Description	Stock #	Stock conc	Initial vol	finial vol	Final conc/ppbV	Prep by	Chkd by
8277	1/26/11	1/31/11	TO15 1UG IS (B)	8276	50ppb	0.9psig	45psiA	1ppb	I.I.	
8278	↓	↓	↓ STD (B)	8266	↓	↓	↓	↓	↓	
8279	1/27/11	1/31/11	TO15 1UG IS (B)	8276	50ppb	0.9psig	45psiA	1ppb	I.I.	
8280	1/28/11	1/31/11	TO15 1UG IS (B)	8276	50ppb	0.9psig	45psiA	1ppb	I.I.	

Page # 116

Centek Laboratories, LLC

GC/MS VOLATILES-WHOLE AIR

METHOD TO-15

CANISTER CLEANING LOG

Centek Laboratories, LLC

QC Canister Cleaning Logbook

Instrument: Entech 3100

Canister Number	QC Can Number	Number of Cycles	Date	QC Batch Number	Detection Limits	Leak Test 24hr (psig str/stp)	
275	463	30	01/13/11	WAC011311A	1 ug/m3 +0.25	+ 30	+ 30
542					TCE, CT, VNCL	+	+
191						+	+
170						+	+
463						+	+
106	316			WAC011311B		+	+
234						+	+
317						+	+
101						+	+
316						+	+
564	93			WAC011311C		+	+
229						+	+
197						+	+
479						+	+
93						+	+
348	325			WAC011311D		+	+
163						+	+
475						+	+
415						+	+
325						+	+
92	226			WAC011311E		+	+
358						+	+
207						+	+
554						+	+
226						+	+

Cleaned by: [illegible]

Page # 131

Centek Laboratories, LLC

QC Canister Cleaning Logbook

Instrument: Entech 3100

Canister Number	QC Can Number	Number of Cycles	Date	QC Batch Number	Detection Limits	Leak Test 24hr (psig str/stp)	
171	363	30	01/13/11	WAC011311F	1ug/m3+0.25	+ 30	+ 30
551	↓	↓	↓	↓	TCE, CT, VNCL	+ ↓	+ ↓
201	↓	↓	↓	↓	↓	+	+
131	↓	↓	↓	↓	↓	+	+
363	↓	↓	↓	↓	↓	+ ↓	+ ↓
						+	+
						+	+
						+	+
						+	+
						+	+
						+	+
						+	+
						+	+
						+	+
						+	+
						+	+
						+	+
						+	+
						+	+
						+	+
						+	+
						+	+
						+	+
						+	+
						+	+
						+	+

Cleaned by: I. L.

Page # 132

Centek Laboratories, LLC

Instrument: Entech 3100

QC Canister Cleaning Logbook

Canister Number	QC Can Number	Number of Cycles	Date	QC Batch Number	Detection Limits	Leak Test 24hr (psig str/stp)	
157	418	30	01/18/11	WAC011811A	1ug/m3+0.25	+ 30	+ 30
242					TCE, CT, VNL	+	+
544						+	+
359						+	+
418	↓			↓		+	+
431	413			WAC011811B		+	+
248						+	+
349						+	+
192						+	+
413	↓			↓		+	+
430	223			WAC011811D		+	+
286						+	+
96						+	+
87						+	+
223	↓			↓		+	+
228	422			WAC011811F		+	+
128						+	+
193						+	+
353						+	+
422	↓			↓		+	+
						+	+
735	100%	30	1/19/11	WAC011911A		+	+
736	↓	↓	↓	B	↓	+	+
						+	+
						+	+

Cleaned by: _____

Quantitation Report (QT Reviewed)

Data File : C:\HPCHEM\1\DATA\AI011310.D Vial: 10
Acq On : 14 Jan 2011 6:45 am Operator: RJP
Sample : WAC011311A Inst : MSD #1
Misc : 1UG + 0.25 Multiplr: 1.00
MS Integration Params: RTEINT.P
Quant Time: Jan 14 07:10:58 2011 Quant Results File: A106_1UG.RES

Quant Method : C:\HPCHEM\1\METHODS\A106_1UG.M (RTE Integrator)
Title : TO-15 VOA Standards for 5 point calibration
Last Update : Fri Jan 07 10:36:03 2011
Response via : Initial Calibration
DataAcq Meth : A106_1UG

Internal Standards	R.T.	QIon	Response	Conc	Units	Dev(Min)
1) Bromochloromethane	7.56	128	22063	1.00	ppb	0.00
30) 1,4-difluorobenzene	9.89	114	57330	1.00	ppb	0.00
44) Chlorobenzene-d5	14.81	117	50813	1.00	ppb	0.00
System Monitoring Compounds						
57) Bromofluorobenzene	16.37	95	25461	0.99	ppb	0.00
Spiked Amount 1.000	Range 70 - 130		Recovery = 99.00%			
Target Compounds						Qvalue

(#) = qualifier out of range (m) = manual integration (+) = signals summed
AI011310.D A106_1UG.M Tue Mar 01 12:56:50 2011 MSD1 Page 1

Quantitation Report (QT Reviewed)

Data File : C:\HPCHEM\1\DATA\AI011310.D Vial: 10
Acq On : 14 Jan 2011 6:45 am Operator: RJP
Sample : WAC011311A Inst : MSD #1
Misc : 1UG + 0.25 Multiplr: 1.00
MS Integration Params: RTEINT.P
Quant Time: Jan 18 8:30 2011 Quant Results File: A106_1UG.RES

Method : C:\HPCHEM\1\METHODS\A106_1UG.M (RTE Integrator)
Title : TO-15 VOA Standards for 5 point calibration
Last Update : Tue Feb 08 13:48:44 2011
Response via : Initial Calibration

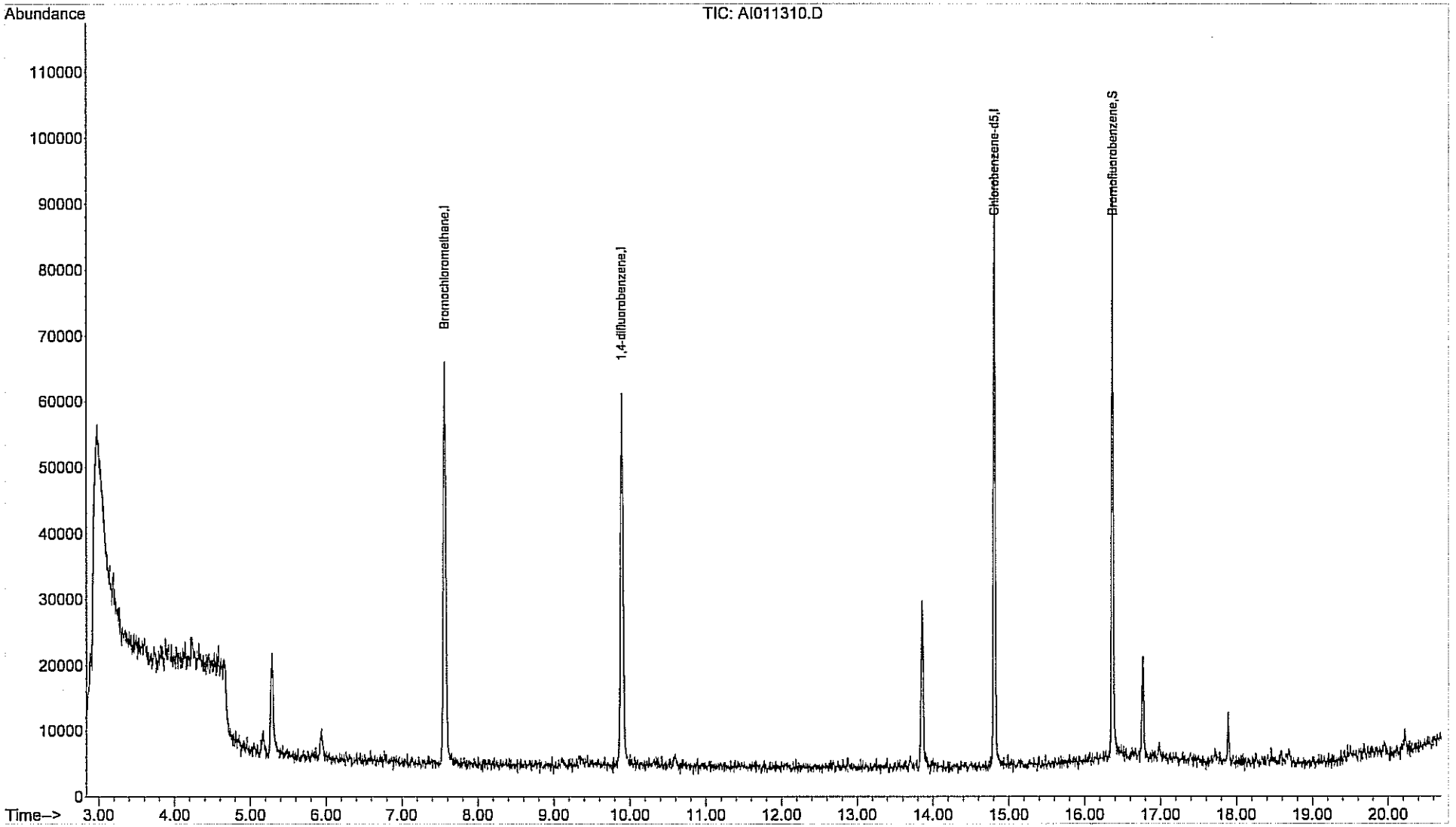

Centek Laboratories, LLC

Quantitation Report (QT Reviewed)

Data File : C:\HPCHEM\1\DATA\AI011311.D Vial: 11
Acq On : 14 Jan 2011 7:20 am Operator: RJP
Sample : WAC011311B Inst : MSD #1
Misc : 1UG + 0.25 Multiplr: 1.00
MS Integration Params: RTEINT.P
Quant Time: Jan 14 07:41:15 2011 Quant Results File: A106_1UG.RES

Quant Method : C:\HPCHEM\1\METHODS\A106_1UG.M (RTE Integrator)
Title : TO-15 VOA Standards for 5 point calibration
Last Update : Fri Jan 07 10:36:03 2011
Response via : Initial Calibration
DataAcq Meth : A106_1UG

Internal Standards	R.T.	QIon	Response	Conc	Units	Dev(Min)
1) Bromochloromethane	7.56	128	19803	1.00	ppb	0.00
30) 1,4-difluorobenzene	9.89	114	46470	1.00	ppb	0.00
44) Chlorobenzene-d5	14.81	117	42162	1.00	ppb	0.00
System Monitoring Compounds						
57) Bromofluorobenzene	16.36	95	20360	0.96	ppb	0.00
Spiked Amount 1.000	Range 70 - 130		Recovery = 96.00%			
Target Compounds						Qvalue

(#) = qualifier out of range (m) = manual integration (+) = signals summed
AI011311.D A106_1UG.M Tue Mar 01 12:56:52 2011 MSD1 Page 1

Data File : C:\HPCHEM\1\DATA\AI011311.D
Acq On : 14 Jan 2011 7:20 am
Sample : WAC011311B
Misc : 1UG + 0.25
MS Integration Params: RTEINT.P
Quant Time: Jan 14 7:41 2011

Vial: 11
Operator: RJP
Inst : MSD #1
Multiplr: 1.00
Quant Results File: A106_1UG.RES

Method : C:\HPCHEM\1\METHODS\A106_1UG.M (RTE Integrator)
Title : TO-15 VOA Standards for 5 point calibration
Last Update : Tue Feb 08 13:48:44 2011
Response via : Initial Calibration

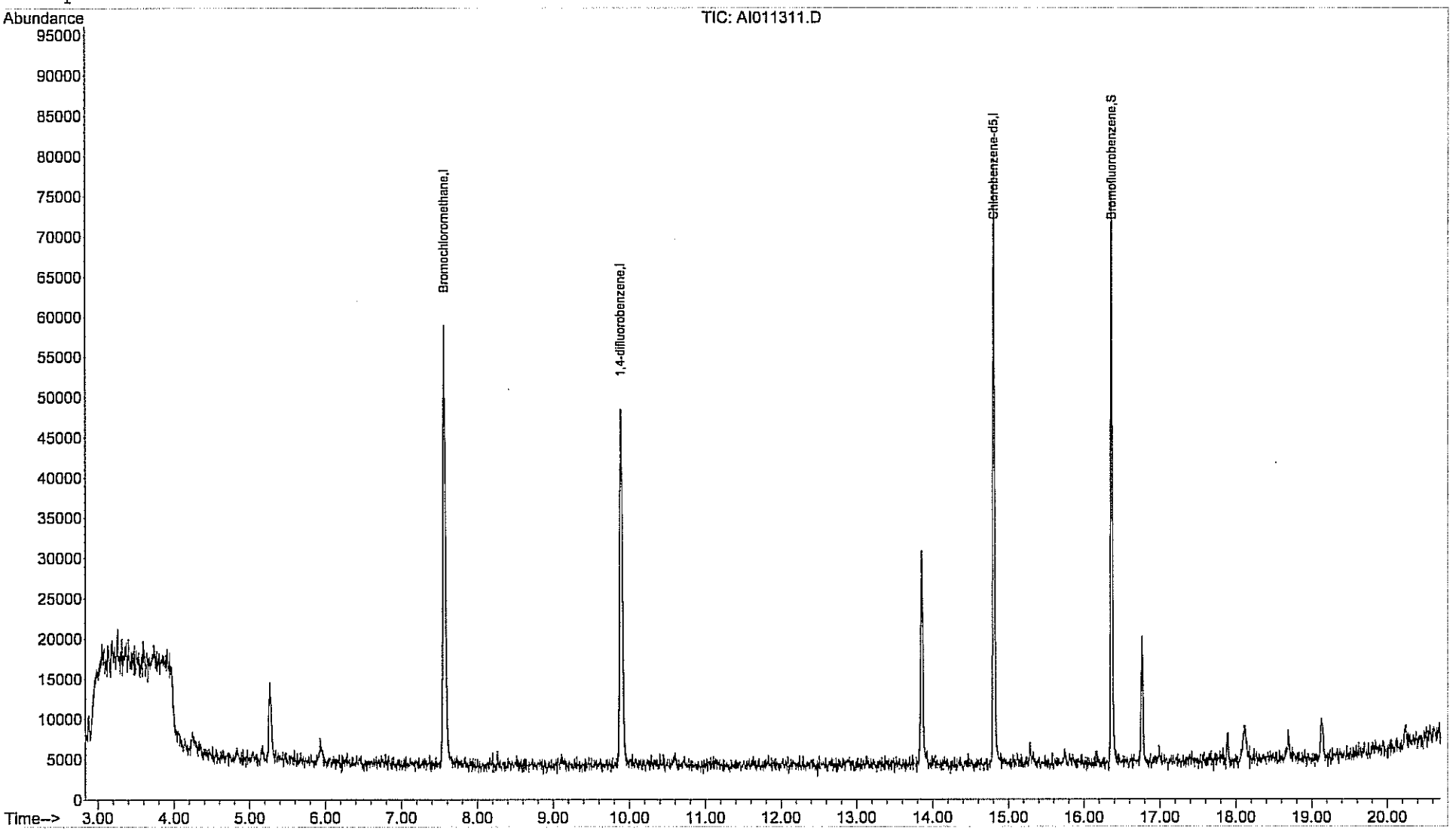

Centek Laboratories, LLC

Quantitation Report (QT Reviewed)

Data File : C:\HPCHEM\1\DATA\AI011312.D Vial: 12
Acq On : 14 Jan 2011 7:54 am Operator: RJP
Sample : WAC011311C Inst : MSD #1
Misc : 1UG + 0.25 Multiplr: 1.00
MS Integration Params: RTEINT.P
Quant Time: Jan 14 08:15:26 2011 Quant Results File: A106_1UG.RES

Quant Method : C:\HPCHEM\1\METHODS\A106_1UG.M (RTE Integrator)
Title : TO-15 VOA Standards for 5 point calibration
Last Update : Fri Jan 07 10:36:03 2011
Response via : Initial Calibration
DataAcq Meth : A106_1UG

Internal Standards	R.T.	QIon	Response	Conc	Units	Dev(Min)
1) Bromochloromethane	7.56	128	20208	1.00	ppb	0.00
30) 1,4-difluorobenzene	9.90	114	47541	1.00	ppb	0.00
44) Chlorobenzene-d5	14.81	117	43004	1.00	ppb	0.00
System Monitoring Compounds						
57) Bromofluorobenzene	16.37	95	20355	0.94	ppb	0.00
Spiked Amount 1.000	Range 70 - 130		Recovery = 94.00%			
Target Compounds						Qvalue

(#) = qualifier out of range (m) = manual integration (+) = signals summed
AI011312.D A106_1UG.M Tue Mar 01 12:56:54 2011 MSD1 Page 1

Data File : C:\HPCHEM\1\DATA\AI011312.D Vial: 12
Acq On : 14 Jan 2011 7:54 am Operator: RJP
Sample : WAC011311C Inst : MSD #1
Misc : 1UG + 0.25 Multiplr: 1.00
MS Integration Params: RTEINT.P
Quant Time: Jan 18 8:30 2011 Quant Results File: A106_1UG.RES

Method : C:\HPCHEM\1\METHODS\A106_1UG.M (RTE Integrator)
Title : TO-15 VOA Standards for 5 point calibration
Last Update : Tue Feb 08 13:48:44 2011
Response via : Initial Calibration

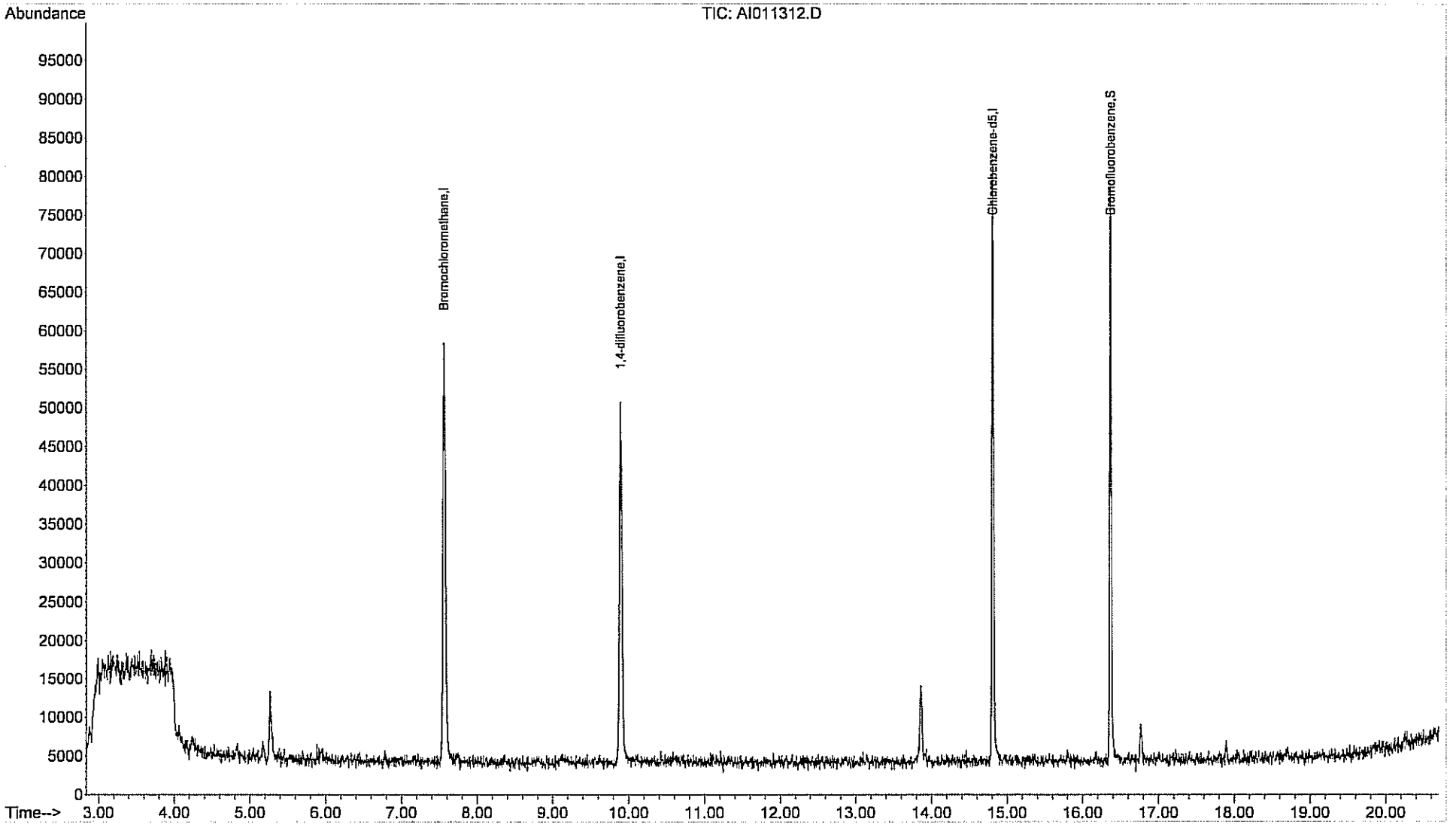

Centek Laboratories, LLC

Quantitation Report (QT Reviewed)

Data File : C:\HPCHEM\1\DATA\AI011313.D Vial: 13
Acq On : 14 Jan 2011 8:27 am Operator: RJP
Sample : WAC011311D Inst : MSD #1
Misc : 1UG + 0.25 Multiplr: 1.00
MS Integration Params: RTEINT.P
Quant Time: Jan 14 08:48:19 2011 Quant Results File: A106_1UG.RES

Quant Method : C:\HPCHEM\1\METHODS\A106_1UG.M (RTE Integrator)
Title : TO-15 VOA Standards for 5 point calibration
Last Update : Fri Jan 07 10:36:03 2011
Response via : Initial Calibration
DataAcq Meth : A106_1UG

Internal Standards	R.T.	QIon	Response	Conc	Units	Dev(Min)
1) Bromochloromethane	7.57	128	20443	1.00	ppb	0.00
30) 1,4-difluorobenzene	9.90	114	49111	1.00	ppb	0.00
44) Chlorobenzene-d5	14.81	117	46111	1.00	ppb	0.00
System Monitoring Compounds						
57) Bromofluorobenzene	16.36	95	24139	1.04	ppb	0.00
Spiked Amount 1.000	Range 70 - 130		Recovery = 104.00%			
Target Compounds						Qvalue

(#) = qualifier out of range (m) = manual integration (+) = signals summed
AI011313.D A106_1UG.M Tue Mar 01 12:56:56 2011 MSD1 Page 1

Data File : C:\HPCHEM\1\DATA\AI011313.D Vial: 13
Acq On : 14 Jan 2011 8:27 am Operator: RJP
Sample : WAC011311D Inst : MSD #1
Misc : 1UG + 0.25 Multiplr: 1.00
MS Integration Params: RTEINT.P
Quant Time: Jan 18 8:30 2011 Quant Results File: A106_1UG.RES

Method : C:\HPCHEM\1\METHODS\A106_1UG.M (RTE Integrator)
Title : TO-15 VOA Standards for 5 point calibration
Last Update : Tue Feb 08 13:48:44 2011
Response via : Initial Calibration

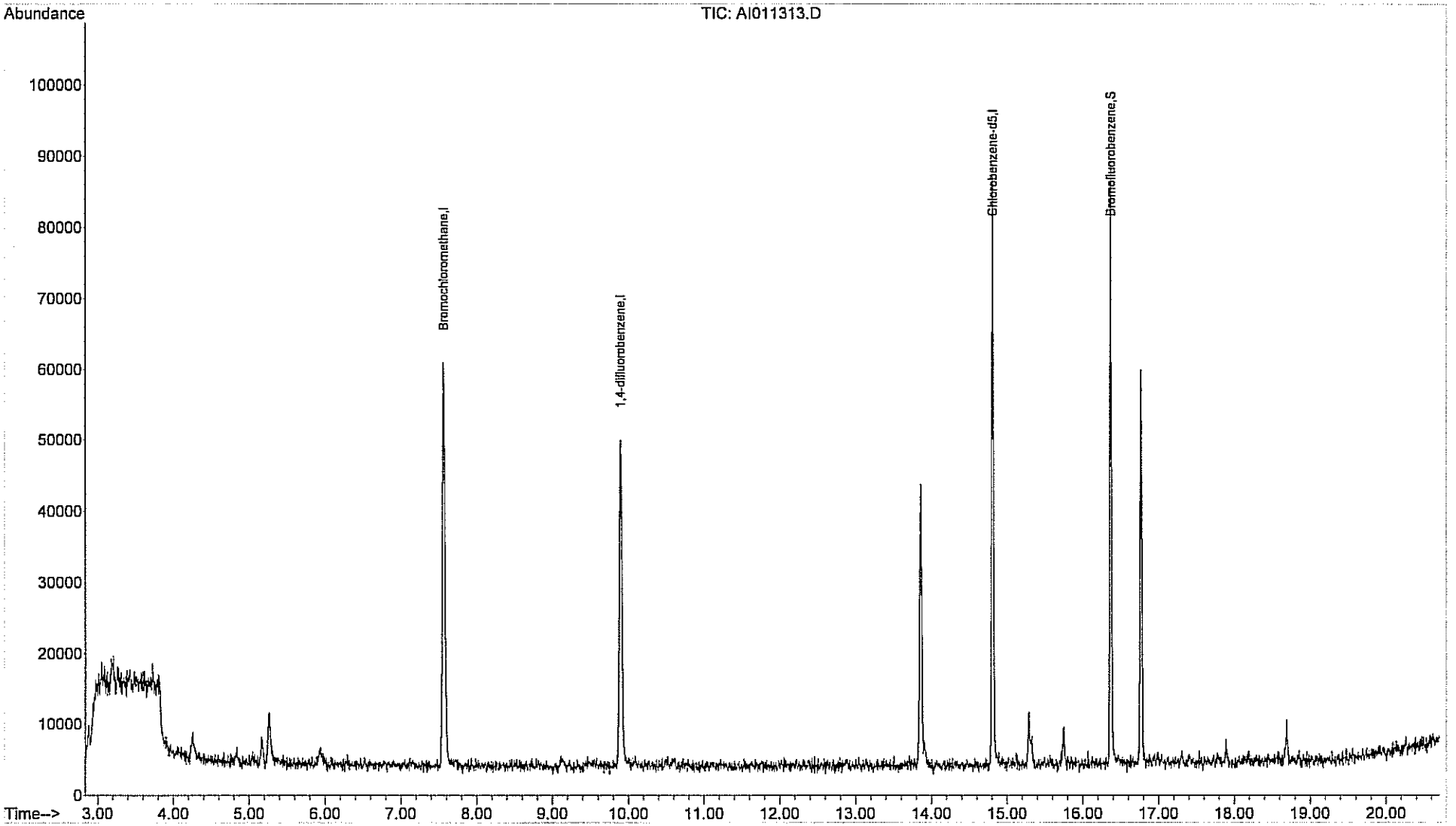

Centek Laboratories, LLC

Quantitation Report (QT Reviewed)

Data File : C:\HPCHEM\1\DATA\AI011314.D Vial: 14
Acq On : 14 Jan 2011 9:01 am Operator: RJP
Sample : WAC011311E Inst : MSD #1
Misc : 1UG + 0.25 Multiplr: 1.00
MS Integration Params: RTEINT.P
Quant Time: Jan 14 09:21:59 2011 Quant Results File: A106_1UG.RES

Quant Method : C:\HPCHEM\1\METHODS\A106_1UG.M (RTE Integrator)
Title : TO-15 VOA Standards for 5 point calibration
Last Update : Fri Jan 07 10:36:03 2011
Response via : Initial Calibration
DataAcq Meth : A106_1UG

Internal Standards	R.T.	QIon	Response	Conc	Units	Dev(Min)
1) Bromochloromethane	7.57	128	20098	1.00	ppb	0.00
30) 1,4-difluorobenzene	9.90	114	47532	1.00	ppb	0.00
44) Chlorobenzene-d5	14.81	117	42988	1.00	ppb	0.00
System Monitoring Compounds						
57) Bromofluorobenzene	16.37	95	21950	1.01	ppb	0.00
Spiked Amount 1.000	Range 70 - 130		Recovery = 101.00%			
Target Compounds						Qvalue

(#) = qualifier out of range (m) = manual integration (+) = signals summed
AI011314.D A106_1UG.M Tue Mar 01 12:56:58 2011 MSD1 Page 1

Data File : C:\HPCHEM\1\DATA\AI011314.D
Acq On : 14 Jan 2011 9:01 am
Sample : WAC011311E
Misc : 1UG + 0.25
MS Integration Params: RTEINT.P
Quant Time: Jan 18 8:31 2011

Vial: 14
Operator: RJP
Inst : MSD #1
Multiplr: 1.00
Quant Results File: A106_1UG.RES

Method : C:\HPCHEM\1\METHODS\A106_1UG.M (RTE Integrator)
Title : TO-15 VOA Standards for 5 point calibration
Last Update : Tue Feb 08 13:48:44 2011
Response via : Initial Calibration

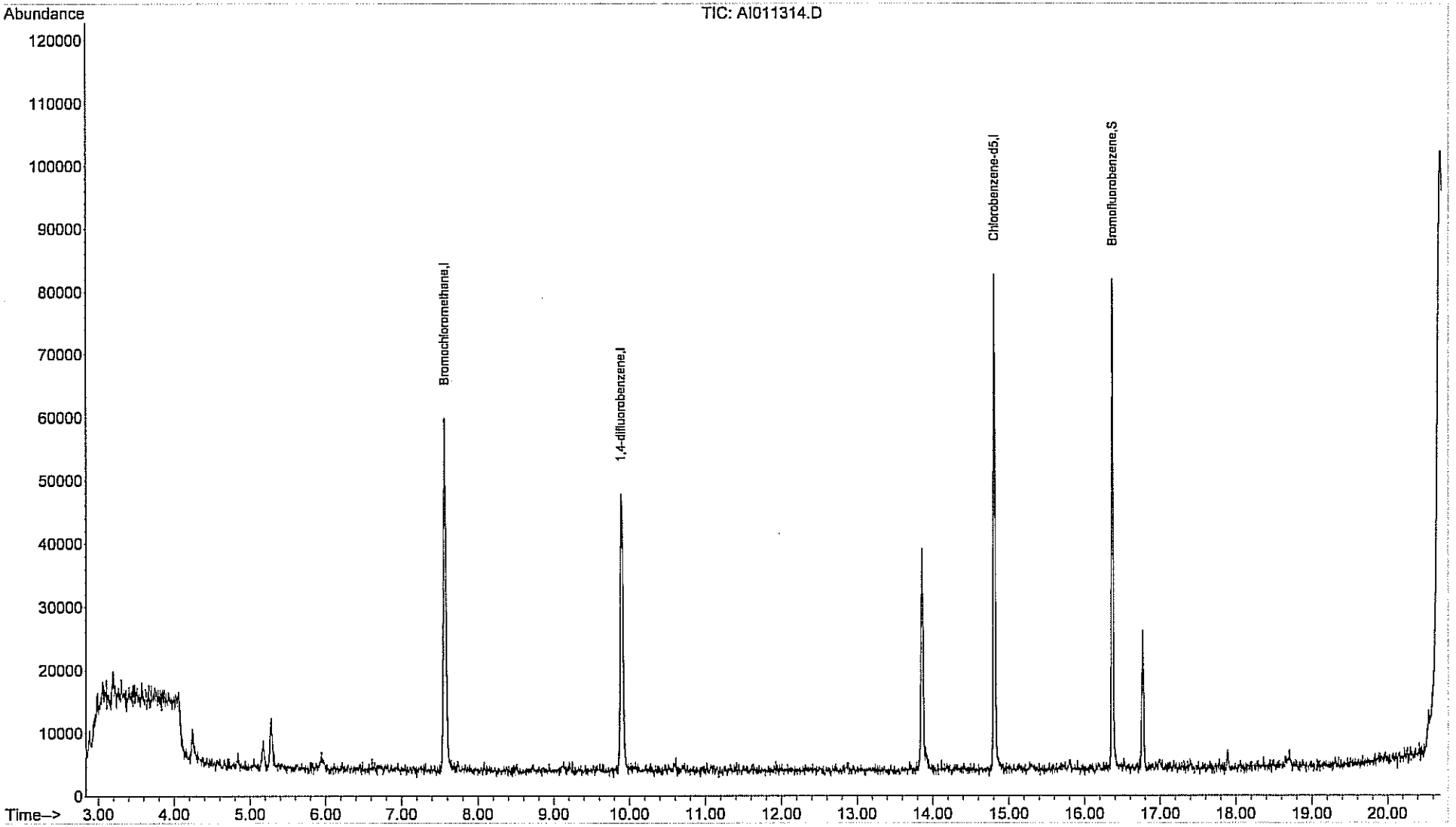

Centek Laboratories, LLC

Quantitation Report (QT Reviewed)

Data File : C:\HPCHEM\1\DATA\AI011315.D Vial: 15
Acq On : 14 Jan 2011 9:33 am Operator: RJP
Sample : WAC011311F Inst : MSD #1
Misc : 1UG + 0.25 Multiplr: 1.00
MS Integration Params: RTEINT.P
Quant Time: Jan 14 09:53:55 2011 Quant Results File: A106_1UG.RES

Quant Method : C:\HPCHEM\1\METHODS\A106_1UG.M (RTE Integrator)
Title : TO-15 VOA Standards for 5 point calibration
Last Update : Fri Jan 07 10:36:03 2011
Response via : Initial Calibration
DataAcq Meth : A106_1UG

Internal Standards	R.T.	QIon	Response	Conc	Units	Dev(Min)
1) Bromochloromethane	7.57	128	18615	1.00	ppb	0.00
30) 1,4-difluorobenzene	9.89	114	43830	1.00	ppb	0.00
44) Chlorobenzene-d5	14.81	117	38686	1.00	ppb	0.00
System Monitoring Compounds						
57) Bromofluorobenzene	16.37	95	18974	0.97	ppb	0.00
Spiked Amount 1.000	Range 70 - 130		Recovery = 97.00%			
Target Compounds						Qvalue

(#) = qualifier out of range (m) = manual integration (+) = signals summed
AI011315.D A106_1UG.M Tue Mar 01 12:57:00 2011 MSD1 Page 1

Data File : C:\HPCHEM\1\DATA\AI011315.D
Acq On : 14 Jan 2011 9:33 am
Sample : WAC011311F
Misc : 1UG + 0.25
MS Integration Params: RTEINT.P
Quant Time: Jan 18 8:31 2011

Vial: 15
Operator: RJP
Inst : MSD #1
Multiplr: 1.00
Quant Results File: A106_1UG.RES

Method : C:\HPCHEM\1\METHODS\A106_1UG.M (RTE Integrator)
Title : TO-15 VOA Standards for 5 point calibration
Last Update : Tue Feb 08 13:48:44 2011
Response via : Initial Calibration

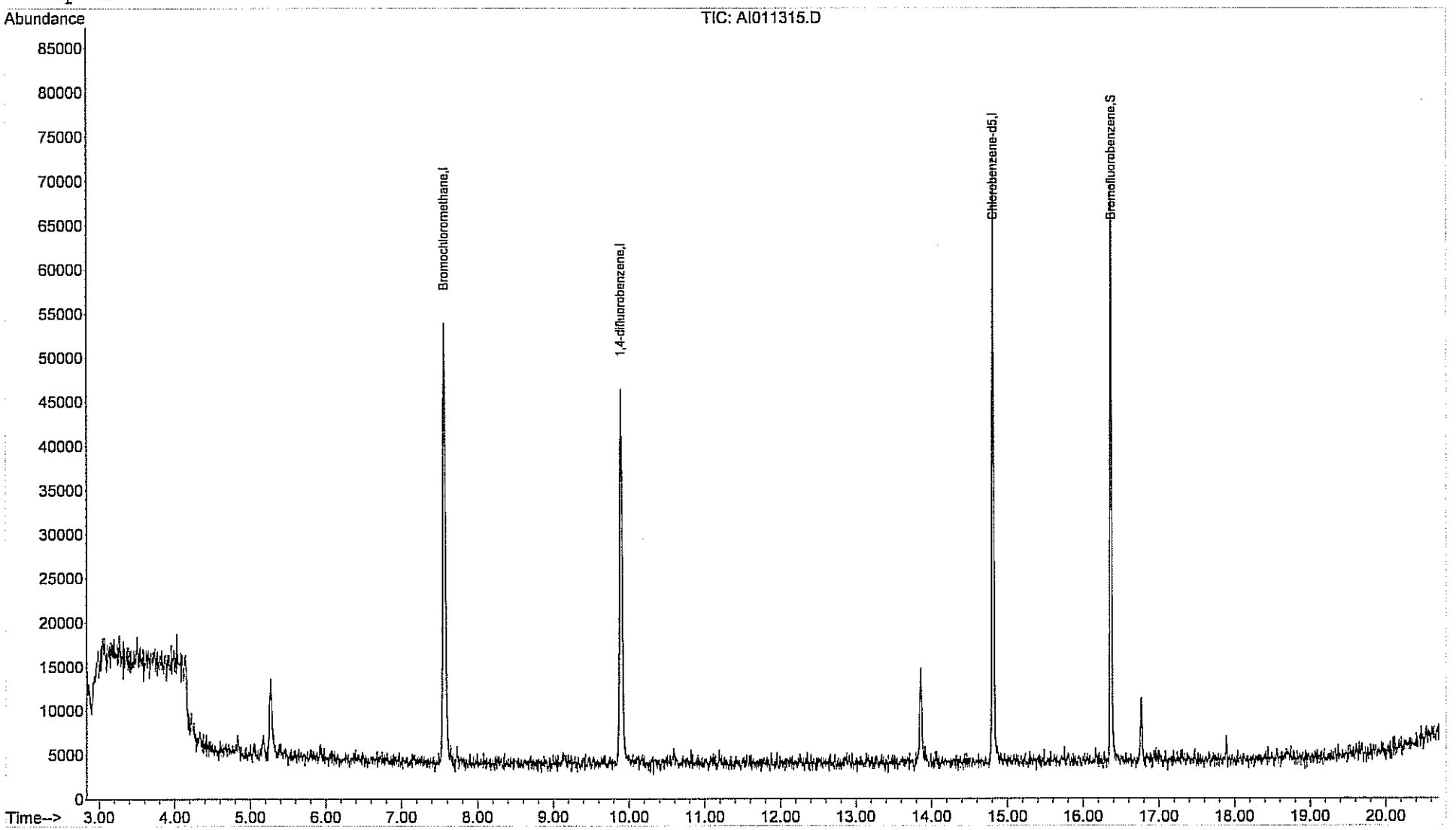

AI011315.D A106_1UG.M Tue Mar 01 12:57:01 2011 MSD1 Page 2

Centek Laboratories, LLC

Quantitation Report (QT Reviewed)

Data File : C:\HPCHEM\1\DATA\AI011805.D Vial: 1
Acq On : 18 Jan 2011 11:15 am Operator: RJP
Sample : WAC011811A Inst : MSD #1
Misc : 1UG + 0.25 Multiplr: 1.00
MS Integration Params: RTEINT.P
Quant Time: Jan 18 11:36:09 2011 Quant Results File: A106_1UG.RES

Quant Method : C:\HPCHEM\1\METHODS\A106_1UG.M (RTE Integrator)
Title : TO-15 VOA Standards for 5 point calibration
Last Update : Fri Jan 07 10:36:03 2011
Response via : Initial Calibration
DataAcq Meth : A106_1UG

Internal Standards	R.T.	QIon	Response	Conc	Units	Dev(Min)
1) Bromochloromethane	7.56	128	18178	1.00	ppb	0.00
30) 1,4-difluorobenzene	9.89	114	49632	1.00	ppb	0.00
44) Chlorobenzene-d5	14.81	117	41170	1.00	ppb	0.00
System Monitoring Compounds						
57) Bromofluorobenzene	16.36	95	21071	1.01	ppb	0.00
Spiked Amount 1.000	Range 70 - 130		Recovery = 101.00%			
Target Compounds						Qvalue

(#) = qualifier out of range (m) = manual integration (+) = signals summed
AI011805.D A106_1UG.M Tue Mar 01 13:00:42 2011 MSD1 Page 1

Data File : C:\HPCHEM\1\DATA\AI011805.D
Acq On : 18 Jan 2011 11:15 am
Sample : WAC011811A
Misc : 1UG + 0.25
MS Integration Params: RTEINT.P
Quant Time: Mar 1 12:59 2011

Vial: 1
Operator: RJP
Inst : MSD #1
Multiplr: 1.00
Quant Results File: A106_1UG.RES

Method : C:\HPCHEM\1\METHODS\A106_1UG.M (RTE Integrator)
Title : TO-15 VOA Standards for 5 point calibration
Last Update : Tue Feb 08 13:48:44 2011
Response via : Initial Calibration

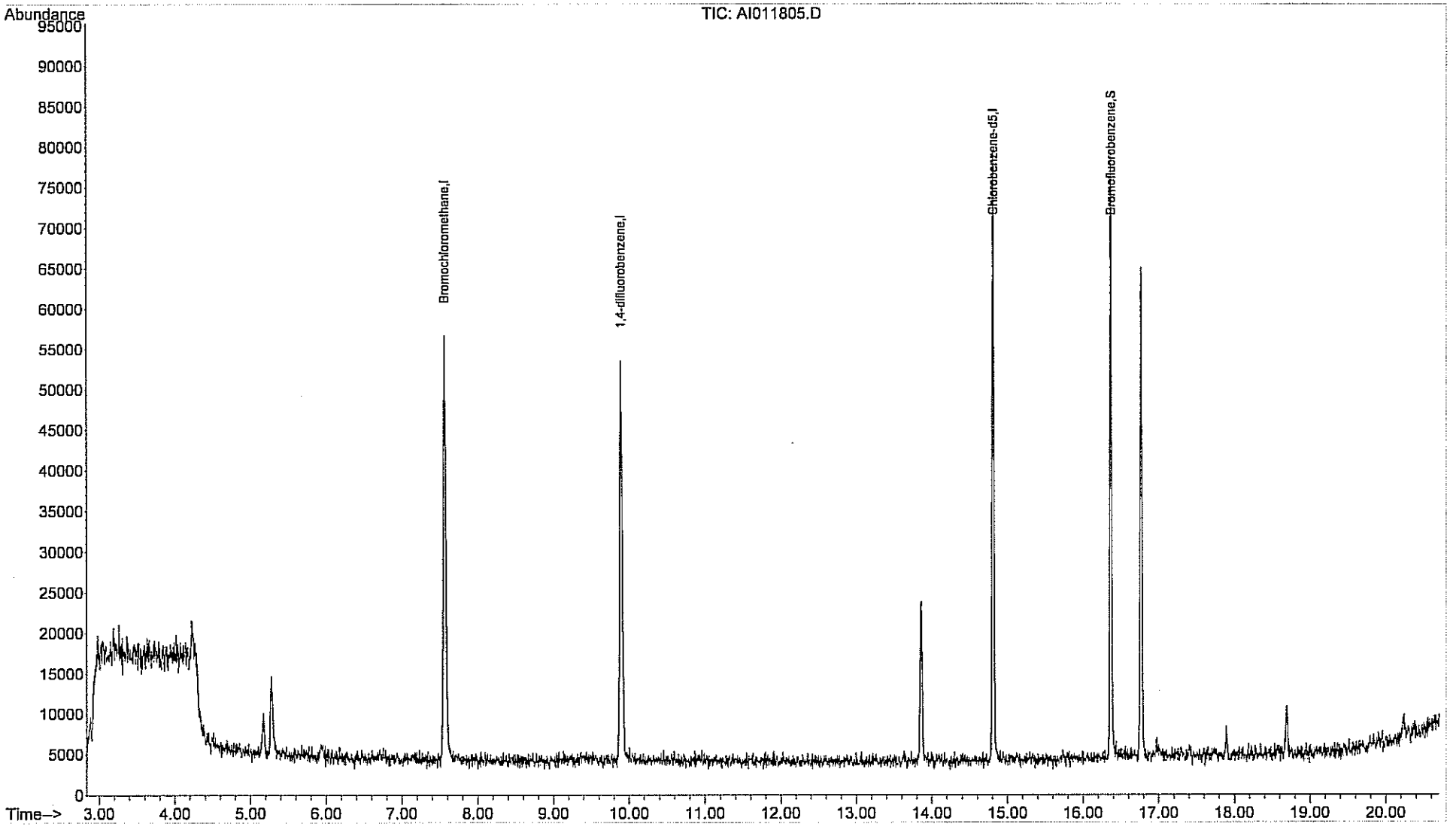

Centek Laboratories, LLC

Quantitation Report (QT Reviewed)

Data File : C:\HPCHEM\1\DATA\AI011808.D Vial: 4
Acq On : 18 Jan 2011 12:52 pm Operator: RJP
Sample : WAC011811D Inst : MSD #1
Misc : 1UG + 0.25 Multiplr: 1.00
MS Integration Params: RTEINT.P
Quant Time: Jan 18 13:13:43 2011 Quant Results File: A106_1UG.RES

Quant Method : C:\HPCHEM\1\METHODS\A106_1UG.M (RTE Integrator)
Title : TO-15 VOA Standards for 5 point calibration
Last Update : Fri Jan 07 10:36:03 2011
Response via : Initial Calibration
DataAcq Meth : A106_1UG

Internal Standards	R.T.	QIon	Response	Conc	Units	Dev(Min)
1) Bromochloromethane	7.56	128	20482	1.00	ppb	0.00
30) 1,4-difluorobenzene	9.90	114	50843	1.00	ppb	0.00
44) Chlorobenzene-d5	14.81	117	45588	1.00	ppb	0.00
System Monitoring Compounds						
57) Bromofluorobenzene	16.36	95	21925	0.95	ppb	0.00
Spiked Amount 1.000	Range 70 - 130		Recovery = 95.00%			
Target Compounds						Qvalue

(#) = qualifier out of range (m) = manual integration (+) = signals summed
AI011808.D A106_1UG.M Tue Mar 01 18:09:12 2011 MSD1 Page 1

Quantitation Report (QT Reviewed)

Data File : C:\HPCHEM\1\DATA\AI011808.D Vial: 4
Acq On : 18 Jan 2011 12:52 pm Operator: RJP
Sample : WAC011811D Inst : MSD #1
Misc : 1UG + 0.25 Multiplr: 1.00
MS Integration Params: RTEINT.P
Quant Time: Jan 18 13:13 2011 Quant Results File: A106_1UG.RES

Method : C:\HPCHEM\1\METHODS\A106_1UG.M (RTE Integrator)
Title : TO-15 VOA Standards for 5 point calibration
Last Update : Tue Feb 08 13:48:44 2011
Response via : Initial Calibration

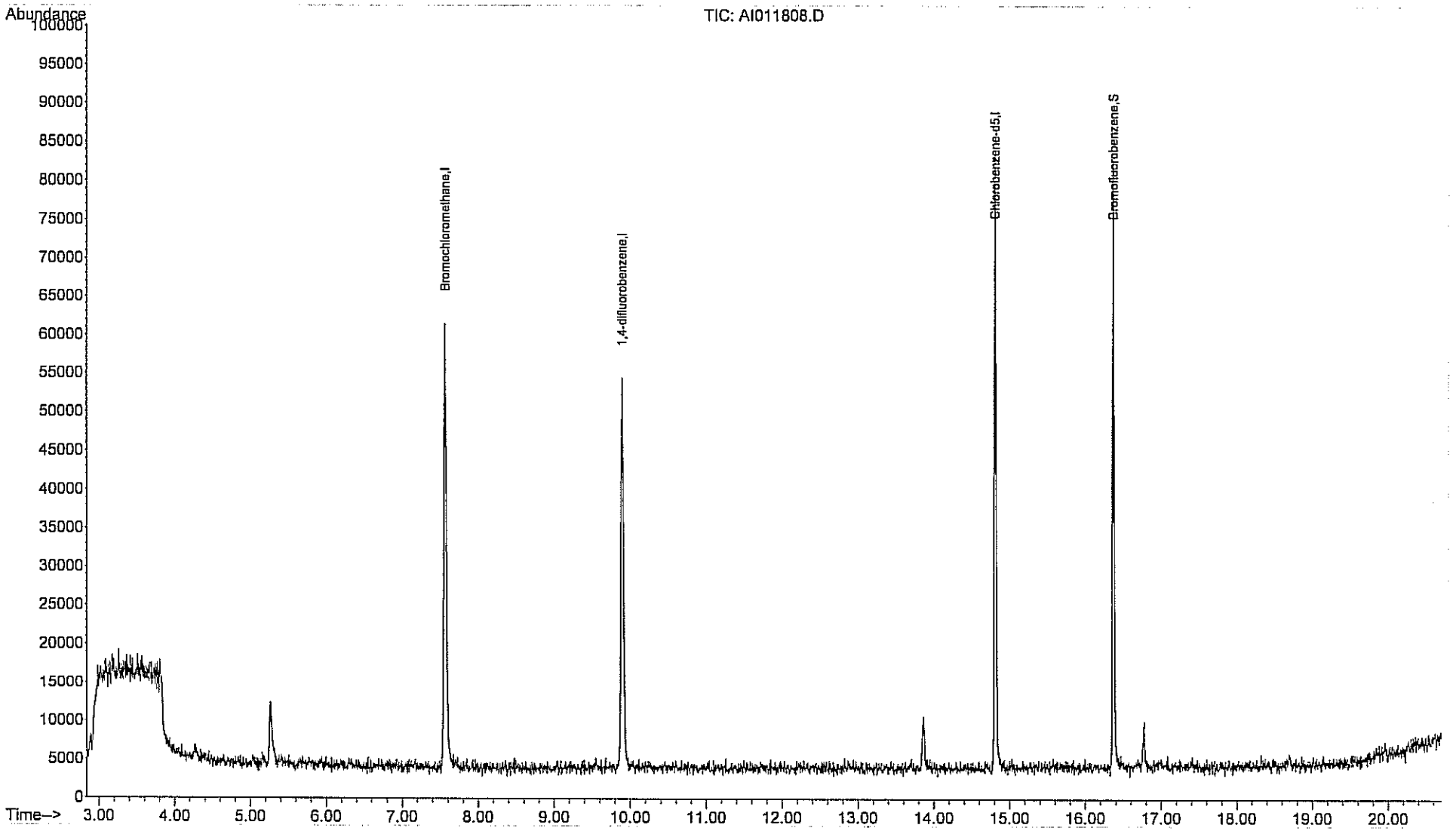

AI011808.D A106_1UG.M Tue Mar 01 18:09:13 2011 MSD1 Page 2

Centek Laboratories, LLC

Quantitation Report (QT Reviewed)

Data File : C:\HPCHEM\1\DATA\AI011810.D Vial: 6
Acq On : 18 Jan 2011 1:59 pm Operator: RJP
Sample : WAC011811F Inst : MSD #1
Misc : 1UG + 0.25 Multiplr: 1.00
MS Integration Params: RTEINT.P
Quant Time: Jan 18 14:20:36 2011 Quant Results File: A106_1UG.RES

Quant Method : C:\HPCHEM\1\METHODS\A106_1UG.M (RTE Integrator)
Title : TO-15 VOA Standards for 5 point calibration
Last Update : Fri Jan 07 10:36:03 2011
Response via : Initial Calibration
DataAcq Meth : A106_1UG

Internal Standards	R.T.	QIon	Response	Conc	Units	Dev(Min)
1) Bromochloromethane	7.57	128	20681	1.00	ppb	0.00
30) 1,4-difluorobenzene	9.90	114	56617	1.00	ppb	0.00
44) Chlorobenzene-d5	14.81	117	47203	1.00	ppb	0.00
System Monitoring Compounds						
57) Bromofluorobenzene	16.37	95	22486	0.94	ppb	0.00
Spiked Amount 1.000	Range 70 - 130		Recovery = 94.00%			
Target Compounds						Qvalue

(#) = qualifier out of range (m) = manual integration (+) = signals summed
AI011810.D A106_1UG.M Tue Mar 01 18:08:11 2011 MSD1 Page 1

Quantitation Report (QT Reviewed)

Data File : C:\HPCHEM\1\DATA\AI011810.D Vial: 6
Acq On : 18 Jan 2011 1:59 pm Operator: RJP
Sample : WAC011811F Inst : MSD #1
Misc : 1UG + 0.25 Multiplr: 1.00
MS Integration Params: RTEINT.P
Quant Time: Mar 1 18:07 2011 Quant Results File: A106_1UG.RES

Method : C:\HPCHEM\1\METHODS\A106_1UG.M (RTE Integrator)
Title : TO-15 VOA Standards for 5 point calibration
Last Update : Tue Feb 08 13:48:44 2011
Response via : Initial Calibration

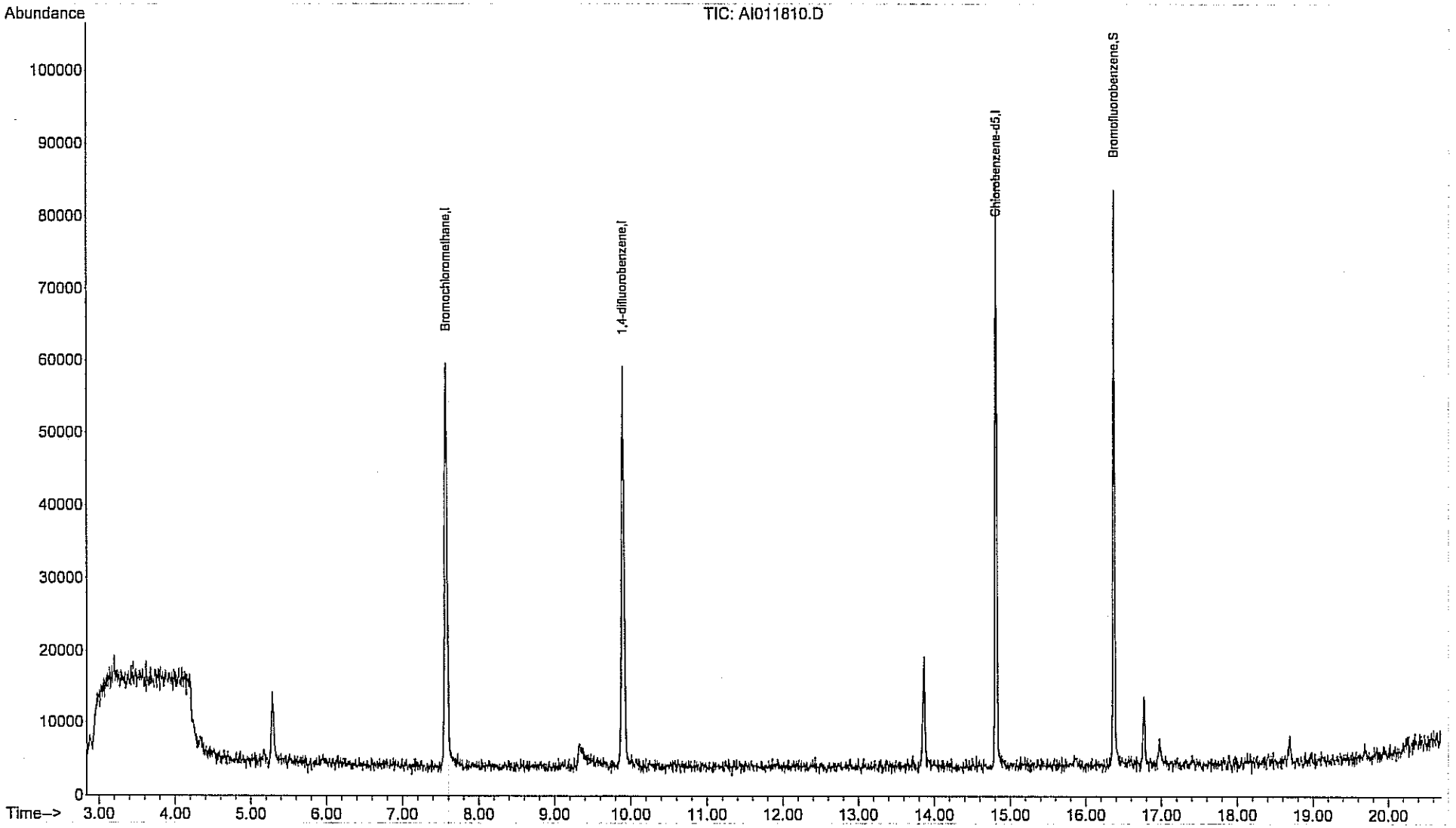

Centek Laboratories, LLC

TO-15 Package Review Checklist

Client: Arcadis Project: Lockheed Martin NJ001014.0001 SDG: C1101036

		YES	NO	NA
Analytical Results	Present and Complete	✓	—	—
TIC's present	Present and Complete	✓	—	—
	Holding Times Met	✓	—	—

Comments:

Chain-of-Custody	Present and Complete	✓	—	—
Surrogate Recovery	Present and Complete	✓	—	—
	Recoveries within limits	✓	—	—
	Sample(s) reanalyzed	—	✓	—
Internal Standards Recovery	Present and Complete	✓	—	—
	Recoveries within limits	✓	✓	—
	Sample(s) reanalyzed	✓	—	—

Comments: *SEE CASE NARRATIVE*

Lab Control Sample (LCS)	Present and Complete	✓	—	—
	Recoveries within limits	✓	—	—
Lab Control Sample Dupe (LCSD)	Present and Complete	✓	—	—
	Recoveries within limits	—	✓	—
MS/MSD	Present and Complete	—	—	✓
	Recoveries within limits	—	—	✓

Comments: *SEE CASE NARRATIVE*
* NO MS/MSD

Sample Raw Data	Present and Complete	✓	—	—
	Spectra present for all samples	✓	—	—

Comments:

TO-15 Package Review Checklist

Client: Arcadis Project: Lockheed Martin NJ0010[14,0001] SDG: C1101036

		YES	NO	NA
Standards Data				
Initial Calibration Summary	Present and Complete	✓	—	—
	Calibration(s) met criteria	✓	—	—
Continuing Calibration Summary	Present and Complete	✓	✓	—
	Calibration(s) met criteria	—	✓	—
Standards Raw Data	Present and Complete	✓	—	—

Comments: *SEE CASE NARRATIVE*

Raw Quality Control Data				
Tune Criteria Report	Present and Complete	✓	—	—
Method Blank Data	MB Results <PQL	✓	—	—
	Associated results flagged "B"	—	—	✓
LCS sample data	Present and Complete	✓	—	—
LCSD sample data	Present and Complete	✓	—	—
MS/MSD sample data	Present and Complete	✓	—	—

Comments:

Logbooks				
Injection Log	Present and Complete	✓	—	—
Standards Log	Present and Complete	✓	—	—
Can Cleaning Log	Present and Complete	✓	—	—
	Raw Data Present	✓	—	—
Calculation sheet	Present and Complete	✓	—	—
IDL's	Present and Complete	✓	—	—
Bottle Order Form	Present and Complete	✓	—	—
Sample Tracking Form	Present and Complete	✓	—	—

Additional Comments:

Section Supervisor: [signature] Date: 3/7/11

QC Supervisor: [signature] Date: 3/7/11

ASP CAT B LIKE DELIVERABLE PACKAGE
Table of Contents

1. Package Review Check List

2. Case Narrative
   a. Corrective actions

3. Sample Summary Form

4. Sample Tracking History

5. Bottle Order

6. Analytical Results
   a. Form 1

7. Quality Control Summary
   a. QC Summary Report
   b. IS Summary Report
   c. MB Summary Report
   d. LCS Summary Report
   e. MSD Summary Report
   f. IDL's
   g. Calculation

8. Sample Data
   a. Form I and (if requested) TIC's
   b. Quantitation Report with Spectra

9. Standards Data
   a. Initial Calibration with Quant Report
   b. Continuing Calibration with Quant Report

10. Raw Data
   a. Tuning Data

11. Raw QC Data
   a. Method Blank
   b. LCS
   c. MS/MSD

12. Log Books
   a. Injection Log Book
   b. Standards Log Book
   c. QC Canister Log Book

CENTEK LABORATORIES, LLC
143 Midler Park Drive * Syracuse, NY 13206
Phone (315) 431-9730 * Emergency 24/7 (315) 416-2752
NYSDOH ELAP Certificate No. 11830

Analytical Report

Chris Motta
Arcadis
465 New Karner Road
First Floor
Albany, NY 12205

TEL: 518-452-7826
FAX 716-655-4307

Wednesday, February 02, 2011
Order No.: C1101036

RE: Lockheed Martin NJ001014.0001

Dear Chris Motta:

Centek Laboratories, LLC received 16 sample(s) on 1/26/2011 for the analyses presented in the following report.

I certify that this data package is in compliance with the terms and conditions of the Contract, both technically and for completeness. Release of the data contained in this hardcopy data package and/or in the computer readable data submitted has been authorized by the Laboratory Manager or his designee, as verified by the following signature.

Centek Laboratories performs all analyses according to EPA, NIOSH or OSHA-approved analytical methods. Centek Laboratories is dedicated to providing quality analyses and exceptional customer service. All method blanks, laboratory spikes, and/or matrix spikes met quality assurance objective except as indicated in the case narrative. All samples were received and analyzed within the EPA recommended holding times. Test results are not Method Blank (MB) corrected for contamination.

We do our best to make our reporting format clear and understandable and hope you are thoroughly satisfied with our services. Please contact your client service representative at (315) 431-9730 or myself, if you would like any additional information regarding this report.

Thank you for using Centek Laboratories. This report can not be reproduced except in its entirety, without prior written authorization.

Sincerely,

Russell J. Pellegrino
Technical Director

Disclaimer: The test results and procedures utilized, and laboratory interpretations of the data obtained by Centek as contained in this report are believed by Centek to be accurate and reliable

for sample(s) tested. In accepting this report, the customer agrees that the full extent of any and all liability for actual and consequential damages of Centek for the services performed shall be equal to the fee charged to the customer for the services as liquidated damages.

Centek Laboratories, LLC Terms and Conditions

Sample Submission

All samples sent to Centek Laboratories should be accompanied by our Request for Analysis Form or Chain of Custody Form. A Chain of Custody will be provided with each order shipped for all sampling events, or if needed, one is available at our website www.CentekLabs.com. Samples received after 3:00pm are considered to be a part of the next day's business.

Sample Media

Samples can be collected in an canister or a Tedlar bag. Depending on your analytical needs, Centek Laboratories may receive a bulk, liquid, soil or other matrix sample for headspace analysis.

Blanks

Every sample is run with a surrogate or tracer compound at a pre-established concentration. The surrogate compound run with each sample is used as a standard to measure the performance of each run of the instrument. If required, a Minican can be provided containing nitrogen to be run as a trip blank with your samples.

Sampling Equipment

Centek Laboratories will be happy to provide the canisters to carry-out your sampling event at no charge. The necessary accessories, such as regulators, tubing or personal sampling belts, are also provided to meet your sampling needs. The customer is responsible for all shipping charges to the client's destination and return shipping to the laboratory. Client assumes all responsibility for lost, stolen and any dameges of equipment.

Turn Around time (TAT)

Centek Laboratories will provide results to its clients in one business-week by 6:00pm EST after receipt of samples. For example, if samples are received on a Monday they are due on the following Monday by 6:00pm EST. Results are faxed or emailed to the requested location indicated on the Chain of Custody. Non-routine analysis may require more than the one business-week turnaround time. Please confirm non-routine sample turnaround times.

Reporting

Results are emailed or faxed at no additional charge. A hard copy of the result report is mailed within 24 hours of the faxing or emailing of your results. Cat "B" like packages are within 3-4 weeks from time of analysis. Standard Electronic Disk Deliverables (EDD) is also available at no additional charge.

Payment Terms

Payment for all purchases shall be due within 30 days from date of invoice. The client agrees to pay a finance charge of 1.5% per month on the overdue balance and cost of collection, including attorney fees, if collection proceedings are necessary. You must have a completed credit application on file to extend credit. Purchase orders or checks information must be submitted for us to release results

Rush Turnaround Samples

Expedited turn around times is available. Please confirm rush turnaround times with Client Services before submitting samples.

Applicable Surcharges for Rush Turnaround Samples:
Same day TAT = 200%
Next business day TAT by Noon = 150%
Next business day TAT by 6:00pm = 100%
Second business day TAT by 6:00pm = 75%
Third business day TAT by 6:00pm = 50%
Fourth business day TAT by 6:00pm = 35%
Fifth business day = Standard

Statement of Confidentiality

Centek Laboratories, LLC is aware of the importance of the confidentiality of results to many of our clients. Your name and data will be held in the strictest of confidence. We will not accept business that may constitute a conflict of interest. We commonly sign Confidential Nondisclosure Agreements with clients prior to beginning work. All research, results and reports will be kept strictly confidential. Secrecy Agreements and Disclosure Statements will be signed for the client if so specified. Results will be provided only to the addressee specified on the Chain of Custody Form submitted with the samples unless law requires release. Written permission is required from the addressee to release results to any other party.

Limitation on Liability

Centek Laboratories, LLC warrants the test results to be accurate to the methodology and sample type for each sample submitted to Centek Laboratories, LLC. In no event shall Centek Laboratories, LLC be liable for direct, indirect, special, punitive, incidental, exemplary or consequential damages, or any damages whatsoever, even if Centek Laboratories, LLC has been previously advised of the possibility of such damages whether in an action under contract, negligence, or any other theory, arising out of or in connection with the use, inability to use or performance of the information, services, products and materials available from the laboratory or this site. These limitations shall apply notwithstanding any failure of essential purpose of any limited remedy. Because some jurisdictions do not allow limitations on how long an implied warranty lasts, or the exclusion or limitation of liability for consequential or incidental damages, the above limitations may not apply to you. This is a comprehensive limitation of liability that applies to all damages of any kind, including (without limitation) compensatory, direct, indirect or consequential damages, loss of data, income or profit and or loss of or damage to property and claims of third parties.

CENTEK LABORATORIES, LLC

Date: *28-Feb-11*

CLIENT: Arcadis
Project: Lockheed Martin NJ001014.0001
Lab Order: C1101036

CASE NARRATIVE

All method blanks, laboratory spikes, and/or matrix spikes met quality assurance objective except as indicated in the corrective action report(s). All samples were received and analyzed within the EPA recommended holding times. Test results are not Method Blank (MB) corrected for contamination. Samples were analyzed using the methods outlined in the following references:

Compendium of Methods for the Determination of Toxic Organic Compounds, Compendium Method TO-15, January 1999.

See Corrective Action: [2094] CC did not meet criteria.
See Corrective Action: [2095] LCSD did not meet criteria.
See Corrective Action: [2100] IS did not meet criteria.
See Corrective Action: [2097] LCSD did not meet criteria.
See Corrective Action: [2098] CC did not meet criteria.
See Corrective Action: [2099] LCSD did not meet criteria.

Centek Laboratories, LLC

Corrective Action Report

Date Initiated: 26-Jan-11 **Corrective Action Report ID:** 2094

Initiated By: Leo Lucisano **Department:** MSVOA

Corrective Action Description

CAR Summary: CC did not meet criteria.

Description of Nonconformance: Continuing calibration did not meet criteria on 01/26/11 for 1,2,4-trichlorobenzene. The compound in question was more sensitive. However, the compound in question was not detected for the associated samples. The results would have been biased high. All other QC met criteria.

Description of Corrective Action: Since the compound of interest was not detected for the associated samples and the results would have been biased high , no corrective action taken at this time. If results continue to be outside established limits then recalibrate system. All sets of data submitted.

Performed By: Leo Lucisano **Completion Date:** 27-Jan-11

Client Notification

Client Notification Required: No **Notified By:**

Comment:

Quality Assurance Review

Nonconformance Type: Deficiency

Further Action required by QA: At this time no further corrective action taken. If results continue to be outside acceptable limits than recalibrate system. All sets of data submitted.

Approval and Closure

Technical Director / Deputy Tech. Dir.: Russell Pellegrino Close Date: 28-Jan-11

QA Officer Approval: Nick Scala QA Date: 27-Jan-11

Last Updated BY LEO Updated: 24-Feb-2011 3:34 PM Reported 28-Feb-2011 11:22 A

Centek Laboratories, LLC

Corrective Action Report

Date Initiated: 26-Jan-11 **Corrective Action Report ID:** 2095

Initiated By: Leo Lucisano **Department:** MSVOA

Corrective Action Description

CAR Summary: LCSD did not meet criteria.

Description of Nonconformance: BLCSD1UG-012611 did not meet criteria for heptane RPD. The compound was more sensitive. All other QC met criteria.

Description of Corrective Action: Even though the RPD did not meet criteria, the % recovery did meet criteria. Since all other QC met criteria for the compound of interest, no corrective action taken at this time. All sets of data submitted.

Performed By: Leo Lucisano **Completion Date:** 27-Jan-11

Client Notification

Client Notification Required: No **Notified By:**

Comment:

Quality Assurance Review

Nonconformance Type: Deficiency

Further Action required by QA: At this time no further corrective action taken. All sets of data submitted.

Approval and Closure

Technical Director / Deputy Tech. Dir.: Russell Pellegrino **Close Date:** 28-Jan-11

QA Officer Approval: Nick Scala **QA Date:** 27-Jan-11

Last Updated BY LEO Updated: 24-Feb-2011 3:38 PM Reported 28-Feb-2011 11:23 A

Centek Laboratories, LLC

Corrective Action Report

Date Initiated: 27-Jan-11 **Corrective Action Report ID:** 2100

Initiated By: Leo Lucisano **Department:** MSVOA

Corrective Action Description

CAR Summary: IS did not meet criteria.

Description of Nonconformance: IS was low and did not meet criteria for sample C1101036-011DL320. This is most likely due to matrix.

Description of Corrective Action: Sample was analyzed at a higher concentration with criteria being met. All sets of data submitted.

Performed By: Leo Lucisano **Completion Date:** 28-Jan-11

Client Notification

Client Notification Required: No **Notified By:**

Comment:

Quality Assurance Review

Nonconformance Type: Deficiency

Further Action required by QA: No further corrective action taken at this time. All sets of data submitted.

Approval and Closure

Technical Director / Deputy Tech. Dir.: Russell Pellegrino Close Date: 29-Jan-11

QA Officer Approval: Nick Scala QA Date: 28-Jan-11

Last Updated BY LEO Updated: 28-Feb-2011 11:28 AM Reported 28-Feb-2011 11:28 A

Centek Laboratories, LLC

Corrective Action Report

Date Initiated: 27-Jan-11 **Corrective Action Report ID:** 2097

Initiated By: Leo Lucisano **Department:** MSVOA

Corrective Action Description

CAR Summary: LCSD did not meet criteria.

Description of Nonconformance: BLCSD1UG-012711 did not meet criteria for several RPD's. Also, the % recoveries of 1,2,4-trichlorobenzene & hexachloro-1,3-butadiene were low. All other QC met criteria for the compounds of interest. The LCS 6 Liter canister was independent of the 6 Liter continuing calibration canister.

Description of Corrective Action: Since all other QC met criteria for the compounds of interest and the LCS 6 Liter canister was independent of the 6 Liter continuing calibration canister, no corrective action taken at this time. If results continue to be outside established limits then recalibrate system. All sets of data submitted.

Performed By: Leo Lucisano **Completion Date:** 28-Jan-11

Client Notification

Client Notification Required: No **Notified By:**

Comment:

Quality Assurance Review

Nonconformance Type: Deficiency

Further Action required by QA: At this time no further corrective action taken. If results continue to be outside acceptable limits than recalibrate system. All sets of data submitted.

Approval and Closure

Technical Director / Deputy Tech. Dir.: Russell Pellegrino Close Date: 29-Jan-11

QA Officer Approval: Nick Scala QA Date: 28-Jan-11

Last Updated BY LEO Updated: 24-Feb-2011 3:58 PM Reported 28-Feb-2011 11:32 A

Centek Laboratories, LLC

Corrective Action Report

Date Initiated: 28-Jan-11 **Corrective Action Report ID:** 2098

Initiated By: Leo Lucisano **Department:** MSVOA

Corrective Action Description

CAR Summary: CC did not meet criteria.

Description of Nonconformance: Continuing calibration did not meet criteria on 01/28/10 for benzyl chloride & propylene. The compounds in question were less sensitive. However, the compounds in question were not needed for the associated sample dilutions. All other QC met criteria.

Description of Corrective Action: Since the compounds in question were not needed for the associated sample dilutions and all other QC met criteria, no corrective action taken at this time. If results continue to be outside established limits then recalibrate system. All sets of data submitted.

Performed By: Leo Lucisano **Completion Date:** 29-Jan-11

Client Notification

Client Notification Required: No **Notified By:**

Comment:

Quality Assurance Review

Nonconformance Type: Deficiency

Further Action required by QA: At this time no further corrective action taken. If results continue to be outside acceptable limits than recalibrate system. All sets of data submitted.

Approval and Closure

Technical Director / Deputy Tech. Dir.: Russell Pellegrino Close Date: 30-Jan-11

QA Officer Approval: Nick Scala QA Date: 29-Jan-11

Last Updated BY LEO Updated: 24-Feb-2011 4:06 PM Reported 28-Feb-2011 11:36 A

Centek Laboratories, LLC

Corrective Action Report

Date Initiated: 28-Jan-11 **Corrective Action Report ID:** 2099

Initiated By: Leo Lucisano **Department:** MSVOA

Corrective Action Description

CAR Summary: LCSD did not meet criteria.

Description of Nonconformance: BLCSD1UG-012811 did not meet criteria for several RPD's. Also, the % recoveries of freon 12 & propylene were low. However, the compounds in question were not needed for the associated sample dilutions. The LCS 6 Liter canister was independent of the 6 Liter continuing calibration canister.

Description of Corrective Action: Since the compounds in question were not needed for the associated sample dilutions and the LCS 6 Liter canister was independent of the 6 Liter continuing calibration canister, no corrective action taken at this time. The next sample analysis will require a new LCS stock standard and possibly a new system calibration. All sets of data submitted.

Performed By: Leo Lucisano **Completion Date:** 29-Jan-11

Client Notification

Client Notification Required: No **Notified By:**

Comment:

Quality Assurance Review

Nonconformance Type: Deficiency

Further Action required by QA: At this time no further corrective action taken. The next sequence of samples will require a new LCS stock standard. The system may also require an initial calibration. All sets of data submitted.

Approval and Closure

Technical Director / Deputy Tech. Dir.: Russell Pellegrino Close Date: 30-Jan-11

QA Officer Approval: Nick Scala QA Date: 29-Jan-11

Last Updated BY LEO Updated: 24-Feb-2011 4:16 PM Reported 28-Feb-2011 11:38 A

ARCADIS

Laboratory Task Order No./P.O. No. _____

CHAIN-OF-CUSTODY RECORD

Page 2 of 2

Project Number/Name VJ001014.0001 / Lockheed martin

Project Location Utica NY

Laboratory Centek Labs

Project Manager Chris Motta

Sampler(s)/Affiliation Katie Bidwell

ANALYSIS / METHOD / SIZE

Sample ID/Location	Matrix	Date/~~Time~~ Sampled	~~Lab ID~~ Canister ID	Flow Controller ID	Gauge Reading Prior to Sample Collection	Gauge Reading Following Sample Collection	TO-15	Start Time	END Time	Remarks	Total
SS-VMP 5A	A	1/25/11	242	59	27.5	5.5	X	0740	1412		
IA-VMP 5B	A	1/25/11	353	177	28.5	5.0	X	0733	1426		
IA-VMP 3D	A	1/25/11	171	299	28.0	5.0	X	0801	1430		
IA-VMP 2B	A	1/25/11	475	400	29.0	5.25	X	0817	1450		
IA-DUPE	A	1/25/11	358	400	29.0	5.25	X	—	—		
IA-VMP 2C	A	1/25/11	170	401	28.5	5.50	X	0828	1454		
IA-VMP 1B	A	1/25/11	201	375	28.5	5.25	X	0851	1500		
SS-VMP 1B	A	1/25/11	131	255	29.0	5.00	X	0847	1525		
SS-VMP-4	A	1/25/11	554	381	28.0	5.0	X	0837	1528		
SS-VMP 2C	A	1/25/11	325	281	29.0	5.5	X	0824	1532		
IA-VMP 5A	A	1/25/11	363	386	30+	16.5	X	0743	1543		
SS-VMP 3D	A	1/25/11	93	263	30	7.25	X	0757	1557		
SS-DUPE	A	1/25/11	157	263	30	7.25	X	—	—		
SS-VMP 2B	A	1/25/11	415	44	30	6.5	X	0814	1614		
IA-VMP 4	A	1/25/11	163	147	29	10.25	X	0839	1640		

Sample Matrix: L = Liquid; S = Solid; A = Air

C1101036

Total No. of Bottles/Containers: 31

Relinquished by: Katie B. Dwell	Organization: Arcadis	Date 1/25/2011	Time 1815	Seal Intact? Yes No N/A
Received by: David Linden	Organization: Centek Labs	Date 1/25/2011	Time 1815	
Relinquished by:	Organization:	Date / /	Time	Seal Intact? Yes No N/A
Received by:	Organization:	Date / /	Time	

Special Instructions/Remarks:

ASP B / EPA Level IV 1ug/m3 + TCE .25

1- Trip blank included

Delivery Method: ☑ In Person ☐ Common Carrier _____ SPECIFY ☐ Lab Courier ☐ Other _____ SPECIFY

AG 05-12/01

Centek Laboratories, LLC

Sample Receipt Checklist

Client Name ARCADIS - ALBANY

Date and Time Receive 1/26/2011

Work Order Numbe C1101036

Received by JDS

Checklist completed by _____ 1/26/11 (Signature / Date)

Reviewed by _____ 1/26/11 (Initials / Date)

Matrix:

Carrier name Courier (Centek)

Shipping container/cooler in good condition?	Yes ☑	No ☐	Not Presen ☐
Custody seals intact on shippping container/cooler?	Yes ☐	No ☐	Not Presen ☑
Custody seals intact on sample bottles?	Yes ☐	No ☐	Not Presen ☑
Chain of custody present?	Yes ☑	No ☐	
Chain of custody signed when relinquished and received?	Yes ☑	No ☐	
Chain of custody agrees with sample labels?	Yes ☑	No ☐	
Samples in proper container/bottle?	Yes ☑	No ☐	
Sample containers intact?	Yes ☑	No ☐	
Sufficient sample volume for indicated test?	Yes ☑	No ☐	
All samples received within holding time?	Yes ☑	No ☐	
Container/Temp Blank temperature in compliance?	Yes ☑	No ☐	
Water - VOA vials have zero headspace?	No VOA vials submitted ☑	Yes ☐	No ☐
Water - pH acceptable upon receipt?	Yes ☐	No ☑	

Adjusted? _____ Checked b _____

Any No and/or NA (not applicable) response must be detailed in the comments section be

Client contacted _____ Date contacted: _____ Person contacted _____

Contacted by: _____ Regarding: _____

Comments: _____

Corrective Action _____

CENTEK LABORATORIES, LLC

Date: *24-Feb-11*

CLIENT: Arcadis
Project: Lockheed Martin NJ001014.0001
Lab Order: C1101036

Work Order Sample Summary

Lab Sample ID	Client Sample ID	Tag Number	Collection Date	Date Received
C1101036-001A	SS-VMP 5A	242,59	1/25/2011	1/26/2011
C1101036-002A	IA-VMP 5B	353,177	1/25/2011	1/26/2011
C1101036-003A	IA-VMP 3D	171,299	1/25/2011	1/26/2011
C1101036-004A	IA-VMP 2B	475,400	1/25/2011	1/26/2011
C1101036-005A	IA-DUPE	358,400	1/25/2011	1/26/2011
C1101036-006A	IA-VMP 2C	170,401	1/25/2011	1/26/2011
C1101036-007A	IA-VMP 1B	201,375	1/25/2011	1/26/2011

CLIENT:	Arcadis
Project:	Lockheed Martin NJ001014.0001
Lab Order:	C1101036

Work Order Sample Summary

Lab Sample ID	Client Sample ID	Tag Number	Collection Date	Date Received
C1101036-008A	SS-VMP 1B	131,255	1/25/2011	1/26/2011
C1101036-009A	SS-VMP 4	554,381	1/25/2011	1/26/2011
C1101036-010A	SS-VMP 2C	325,281	1/25/2011	1/26/2011
C1101036-011A	IA-VMP 5A	363,386	1/25/2011	1/26/2011
C1101036-012A	SS-VMP 3D	93,263	1/25/2011	1/26/2011
C1101036-013A	SS-DUPE	157,263	1/25/2011	1/26/2011
C1101036-014A	SS-VMP 2B	415,44	1/25/2011	1/26/2011
C1101036-015A	IA-VMP 4	163,147	1/24/2011	1/26/2011

CLIENT:	Arcadis
Project:	Lockheed Martin NJ001014.0001
Lab Order:	C1101036

Work Order Sample Summary

Lab Sample ID	Client Sample ID	Tag Number	Collection Date	Date Received
C1101036-016A	Trip Blank	228	1/24/2011	1/26/2011

Sample ID:	Action:	ActionDate:	Person:	NewLocation:
C1101036-001A	Login	1/26/2011 11:23:44 AM	jans	Sample Log In
C1101036-012A	Login	1/26/2011 11:32:42 AM	jans	Sample Log In
C1101036-015A	Login	1/26/2011 11:32:42 AM	jans	Sample Log In
C1101036-013A	Login	1/26/2011 11:32:42 AM	jans	Sample Log In
C1101036-011A	Login	1/26/2011 11:32:42 AM	jans	Sample Log In
C1101036-010A	Login	1/26/2011 11:32:42 AM	jans	Sample Log In
C1101036-009A	Login	1/26/2011 11:32:42 AM	jans	Sample Log In
C1101036-003A	Login	1/26/2011 11:32:42 AM	jans	Sample Log In
C1101036-007A	Login	1/26/2011 11:32:42 AM	jans	Sample Log In
C1101036-006A	Login	1/26/2011 11:32:42 AM	jans	Sample Log In
C1101036-005A	Login	1/26/2011 11:32:42 AM	jans	Sample Log In
C1101036-002A	Login	1/26/2011 11:32:42 AM	jans	Sample Log In
C1101036-004A	Login	1/26/2011 11:32:42 AM	jans	Sample Log In
C1101036-014A	Login	1/26/2011 11:32:42 AM	jans	Sample Log In
C1101036-008A	Login	1/26/2011 11:32:42 AM	jans	Sample Log In
C1101036-016A	Login	1/26/2011 11:42:24 AM	jans	Sample Log In
C1101036-009A	Transfer	1/26/2011 1:55:37 PM	ADM	GC/MS Lab
C1101036-015A	Transfer	1/26/2011 1:55:37 PM	ADM	GC/MS Lab
C1101036-014A	Transfer	1/26/2011 1:55:37 PM	ADM	GC/MS Lab
C1101036-013A	Transfer	1/26/2011 1:55:37 PM	ADM	GC/MS Lab
C1101036-012A	Transfer	1/26/2011 1:55:37 PM	ADM	GC/MS Lab
C1101036-011A	Transfer	1/26/2011 1:55:37 PM	ADM	GC/MS Lab
C1101036-008A	Transfer	1/26/2011 1:55:37 PM	ADM	GC/MS Lab
C1101036-016A	Transfer	1/26/2011 1:55:37 PM	ADM	GC/MS Lab
C1101036-001A	Transfer	1/26/2011 1:55:37 PM	ADM	GC/MS Lab
C1101036-007A	Transfer	1/26/2011 1:55:37 PM	ADM	GC/MS Lab
C1101036-006A	Transfer	1/26/2011 1:55:37 PM	ADM	GC/MS Lab
C1101036-005A	Transfer	1/26/2011 1:55:37 PM	ADM	GC/MS Lab
C1101036-004A	Transfer	1/26/2011 1:55:37 PM	ADM	GC/MS Lab
C1101036-003A	Transfer	1/26/2011 1:55:37 PM	ADM	GC/MS Lab
C1101036-002A	Transfer	1/26/2011 1:55:37 PM	ADM	GC/MS Lab
C1101036-010A	Transfer	1/26/2011 1:55:37 PM	ADM	GC/MS Lab
C1101036-010A	Mark as Consumed	1/30/2011 11:51:23 AM	ADM	Consumed
C1101036-011A	Mark as Consumed	1/30/2011 11:51:23 AM	ADM	Consumed
C1101036-012A	Mark as Consumed	1/30/2011 11:51:23 AM	ADM	Consumed
C1101036-013A	Mark as Consumed	1/30/2011 11:51:23 AM	ADM	Consumed
C1101036-009A	Mark as Consumed	1/30/2011 11:51:23 AM	ADM	Consumed
C1101036-015A	Mark as Consumed	1/30/2011 11:51:23 AM	ADM	Consumed
C1101036-004A	Mark as Consumed	1/30/2011 11:51:23 AM	ADM	Consumed
C1101036-014A	Mark as Consumed	1/30/2011 11:51:23 AM	ADM	Consumed
C1101036-008A	Mark as Consumed	1/30/2011 11:51:23 AM	ADM	Consumed
C1101036-007A	Mark as Consumed	1/30/2011 11:51:23 AM	ADM	Consumed
C1101036-005A	Mark as Consumed	1/30/2011 11:51:23 AM	ADM	Consumed
C1101036-016A	Mark as Consumed	1/30/2011 11:51:23 AM	ADM	Consumed
C1101036-003A	Mark as Consumed	1/30/2011 11:51:23 AM	ADM	Consumed
C1101036-002A	Mark as Consumed	1/30/2011 11:51:23 AM	ADM	Consumed
C1101036-001A	Mark as Consumed	1/30/2011 11:51:23 AM	ADM	Consumed
C1101036-006A	Mark as Consumed	1/30/2011 11:51:23 AM	ADM	Consumed

CENTEK LABORATORIES, LLC
Air Quality Testing...It's a Gas
143 Midler Park Drive * Syracuse, NY 13206
TEL: 315-431-9730 * FAX: 315-431-9731

CANISTER ORDER

2141

28-Feb-11

SHIPPED TO:

Company: Arcadis
Contact: Katie Bidwell
Address: 465 New Karner Road
First Floor
Albany, NY 12205
Phone: 518-452-7826

Quote ID: 0
Project:

Submitted By:

Ship Date: 1/18/2011
VIA: FedEx
Due Date: 1/20/2011

Bottle Code	Bottle Type	TEST(s)	QTY
MC1000CC	1L Mini-Can	1ug/m3 w/ 0.25ug/M3 CT-TCE-VC	35

Can / Reg ID	Description
44	Time-Set Reg
59	Time-Set Reg - 540
92	1L Mini-Can - 1103
93	1L Mini-Can - 1109
554	1L Mini-Can - 122
448	Time-Set Reg - 827
463	1L Mini-Can - 1366
475	1L Mini-Can - 1377
544	1L Mini-Can - 112
415	1L Mini-Can
441	Time-Set Reg - 820
447	Time-Set Reg - 826
386	Time-Set Reg - 760
400	Time-Set Reg - 779
401	Time-Set Reg - 780
363	1L Mini-Can - 1312
375	Time-Set Reg - 749
381	Time-Set Reg - 755
299	Time-Set Reg - 722
303	Time-Set Reg - 726
325	1L Mini-Can - 1288
348	1L Mini-Can - 1270
259	Time-Set Reg - 697
263	Time-Set Reg - 838R
281	Time-Set Reg - 637
226	1L Mini-Can - 1188
234	1L Mini-Can - 1165
242	1L Mini-Can - 1174
255	Time-Set Reg - 693
358	1L Mini-Can - 1307
197	1L Mini-Can - 1152
201	1L Mini-Can - 1156
131	1L Mini-Can - 1079

SHIPPED TO:

Company:	Arcadis	Submitted By:	
Contact:	Katie Bidwell		
Address:	465 New Karner Road First Floor Albany, NY 12205		
Phone:	518-452-7826	Ship Date:	1/18/2011
		VIA:	FedEx
Quote ID:	0	Due Date:	1/20/2011
Project:			

Bottle Code	Bottle Type	TEST(s)	QTY
147	Time-Set Reg - 642		
157	1L Mini-Can - 1127		
163	1L Mini-Can - 1133		
170	1L Mini-Can - 1141		
171	1L Mini-Can - 1142		
177	Time-Set Reg - 660		
111	Time-Set Reg - 586		
123	Time-Set Reg - 627		
278	Time-Set Reg - 634		
143	Time-Set Reg - 638		
207	1L Mini-Can - 1162		
186	Time-Set Reg - 657		
191	1L Mini-Can - 1146		
275	1L Mini-Can - 7259		
353	1L Mini-Can - 1302		
382	Time-Set Reg - 756		
292	Time-Set Reg - 715		
399	Time-Set Reg - 778		
452	Time-Set Reg - 831		
564	1L Mini-Can - 135		
69	Time-Set Reg - 549		
56	Time-Set Reg - 537		
479	1L Mini-Can - 1381		
418	1L Mini-Can - 1342		
422	1L Mini-Can - 1349		
436	Time-Set Reg - 815		
317	1L Mini-Can - 1280		
405	Time-Set Reg - 784		
395	Time-Set Reg - 774		
277	Time-Set Reg - 633		
228	1L Mini-Can - 1190		
229	1L Mini-Can - 1191		
193	1L Mini-Can - 1148		
359	1L Mini-Can - 1308		
101	1L Mini-Can - 1101		
106	1L Mini-Can - 1056		

Comments: 35 1L @ 8hrs. Include metal T and duplicate regulator, include trip blank. Katie needs equipment delivered to Arcadis - Albany office by Friday 1/21/11. WAC 011311, 011811A, Reference Lab Work Order C1001026 for previous sampling at same site.

GC/MS VOLATILES-WHOLE AIR

METHOD TO-15

ANALYTICAL RESULTS

Centek Laboratories, LLC

Date: *24-Feb-11*

CLIENT:	Arcadis	**Client Sample ID:**	SS-VMP 5A
Lab Order:	C1101036	**Tag Number:**	242,59
Project:	Lockheed Martin NJ001014.0001	**Collection Date:**	1/25/2011
Lab ID:	C1101036-001A	**Matrix:**	AIR

Analyses	Result	**Limit	Qual	Units	DF	Date Analyzed
FIELD PARAMETERS		FLD				Analyst:
Lab Vacuum In	-5			"Hg		1/26/2011
Lab Vacuum Out	-30			"Hg		1/26/2011
1UG/M3 BY METHOD TO15		TO-15				Analyst: LL
1,1,1-Trichloroethane	< 0.15	0.15		ppbV	1	1/27/2011 6:39:00 PM
1,1,2,2-Tetrachloroethane	< 0.15	0.15		ppbV	1	1/27/2011 6:39:00 PM
1,1,2-Trichloroethane	< 0.15	0.15		ppbV	1	1/27/2011 6:39:00 PM
1,1-Dichloroethane	< 0.15	0.15		ppbV	1	1/27/2011 6:39:00 PM
1,1-Dichloroethene	< 0.15	0.15		ppbV	1	1/27/2011 6:39:00 PM
1,2,4-Trichlorobenzene	< 0.15	0.15		ppbV	1	1/27/2011 6:39:00 PM
1,2,4-Trimethylbenzene	0.46	0.15		ppbV	1	1/27/2011 6:39:00 PM
1,2-Dibromoethane	< 0.15	0.15		ppbV	1	1/27/2011 6:39:00 PM
1,2-Dichlorobenzene	< 0.15	0.15		ppbV	1	1/27/2011 6:39:00 PM
1,2-Dichloroethane	< 0.15	0.15		ppbV	1	1/27/2011 6:39:00 PM
1,2-Dichloropropane	< 0.15	0.15		ppbV	1	1/27/2011 6:39:00 PM
1,3,5-Trimethylbenzene	0.14	0.15	J	ppbV	1	1/27/2011 6:39:00 PM
1,3-butadiene	< 0.15	0.15		ppbV	1	1/27/2011 6:39:00 PM
1,3-Dichlorobenzene	< 0.15	0.15		ppbV	1	1/27/2011 6:39:00 PM
1,4-Dichlorobenzene	3.8	1.2		ppbV	8	1/28/2011 8:09:00 PM
1,4-Dioxane	< 0.30	0.30		ppbV	1	1/27/2011 6:39:00 PM
2,2,4-trimethylpentane	< 0.15	0.15		ppbV	1	1/27/2011 6:39:00 PM
4-ethyltoluene	< 0.15	0.15		ppbV	1	1/27/2011 6:39:00 PM
Acetone	18	2.4		ppbV	8	1/28/2011 8:09:00 PM
Allyl chloride	< 0.15	0.15		ppbV	1	1/27/2011 6:39:00 PM
Benzene	0.37	0.15		ppbV	1	1/27/2011 6:39:00 PM
Benzyl chloride	< 0.15	0.15		ppbV	1	1/27/2011 6:39:00 PM
Bromodichloromethane	< 0.15	0.15		ppbV	1	1/27/2011 6:39:00 PM
Bromoform	< 0.15	0.15		ppbV	1	1/27/2011 6:39:00 PM
Bromomethane	< 0.15	0.15		ppbV	1	1/27/2011 6:39:00 PM
Carbon disulfide	0.57	0.15		ppbV	1	1/27/2011 6:39:00 PM
Carbon tetrachloride	0.040	0.15	J	ppbV	1	1/27/2011 6:39:00 PM
Chlorobenzene	< 0.15	0.15		ppbV	1	1/27/2011 6:39:00 PM
Chloroethane	< 0.15	0.15		ppbV	1	1/27/2011 6:39:00 PM
Chloroform	< 0.15	0.15		ppbV	1	1/27/2011 6:39:00 PM
Chloromethane	0.42	0.15		ppbV	1	1/27/2011 6:39:00 PM
cis-1,2-Dichloroethene	< 0.15	0.15		ppbV	1	1/27/2011 6:39:00 PM
cis-1,3-Dichloropropene	< 0.15	0.15		ppbV	1	1/27/2011 6:39:00 PM
Cyclohexane	0.47	0.15		ppbV	1	1/27/2011 6:39:00 PM
Dibromochloromethane	< 0.15	0.15		ppbV	1	1/27/2011 6:39:00 PM
Ethyl acetate	2.2	2.0		ppbV	8	1/28/2011 8:09:00 PM

Qualifiers:

**	Reporting Limit	.	Results reported are not blank corrected
B	Analyte detected in the associated Method Blank	E	Value above quantitation range
H	Holding times for preparation or analysis exceeded	J	Analyte detected at or below quantitation limits
JN	Non-routine analyte. Quantitation estimated.	ND	Not Detected at the Reporting Limit
S	Spike Recovery outside accepted recovery limits		

Centek Laboratories, LLC

Date: *24-Feb-11*

CLIENT:	Arcadis	**Client Sample ID:**	SS-VMP 5A
Lab Order:	C1101036	**Tag Number:**	242,59
Project:	Lockheed Martin NJ001014.0001	**Collection Date:**	1/25/2011
Lab ID:	C1101036-001A	**Matrix:**	AIR

Analyses	Result	**Limit	Qual	Units	DF	Date Analyzed
1UG/M3 BY METHOD TO15		**TO-15**				Analyst: LL
Ethylbenzene	0.18	0.15		ppbV	1	1/27/2011 6:39:00 PM
Freon 11	0.18	0.15		ppbV	1	1/27/2011 6:39:00 PM
Freon 113	< 0.15	0.15		ppbV	1	1/27/2011 6:39:00 PM
Freon 114	< 0.15	0.15		ppbV	1	1/27/2011 6:39:00 PM
Freon 12	0.37	0.15		ppbV	1	1/27/2011 6:39:00 PM
Heptane	0.72	0.15		ppbV	1	1/27/2011 6:39:00 PM
Hexachloro-1,3-butadiene	< 0.15	0.15		ppbV	1	1/27/2011 6:39:00 PM
Hexane	0.47	0.15		ppbV	1	1/27/2011 6:39:00 PM
Isopropyl alcohol	390	48		ppbV	320	1/28/2011 8:42:00 PM
m&p-Xylene	0.52	0.30		ppbV	1	1/27/2011 6:39:00 PM
Methyl Butyl Ketone	< 0.30	0.30		ppbV	1	1/27/2011 6:39:00 PM
Methyl Ethyl Ketone	2.3	0.30		ppbV	1	1/27/2011 6:39:00 PM
Methyl Isobutyl Ketone	< 0.30	0.30		ppbV	1	1/27/2011 6:39:00 PM
Methyl tert-butyl ether	< 0.15	0.15		ppbV	1	1/27/2011 6:39:00 PM
Methylene chloride	54	48		ppbV	320	1/28/2011 8:42:00 PM
o-Xylene	0.15	0.15		ppbV	1	1/27/2011 6:39:00 PM
Propylene	< 0.15	0.15		ppbV	1	1/27/2011 6:39:00 PM
Styrene	< 0.15	0.15		ppbV	1	1/27/2011 6:39:00 PM
Tetrachloroethylene	< 0.15	0.15		ppbV	1	1/27/2011 6:39:00 PM
Tetrahydrofuran	1.1	0.15		ppbV	1	1/27/2011 6:39:00 PM
Toluene	4.2	1.2		ppbV	8	1/28/2011 8:09:00 PM
trans-1,2-Dichloroethene	< 0.15	0.15		ppbV	1	1/27/2011 6:39:00 PM
trans-1,3-Dichloropropene	< 0.15	0.15		ppbV	1	1/27/2011 6:39:00 PM
Trichloroethene	0.090	0.15	J	ppbV	1	1/27/2011 6:39:00 PM
Vinyl acetate	< 0.15	0.15		ppbV	1	1/27/2011 6:39:00 PM
Vinyl Bromide	< 0.15	0.15		ppbV	1	1/27/2011 6:39:00 PM
Vinyl chloride	< 0.15	0.15		ppbV	1	1/27/2011 6:39:00 PM
Surr: Bromofluorobenzene	106	70-130		%REC	1	1/27/2011 6:39:00 PM

Qualifiers:

**	Reporting Limit	.	Results reported are not blank corrected
B	Analyte detected in the associated Method Blank	E	Value above quantitation range
H	Holding times for preparation or analysis exceeded	J	Analyte detected at or below quantitation limits
JN	Non-routine analyte. Quantitation estimated.	ND	Not Detected at the Reporting Limit
S	Spike Recovery outside accepted recovery limits		

Centek Laboratories, LLC

Date: *24-Feb-11*

CLIENT:	Arcadis	**Client Sample ID:**	SS-VMP 5A
Lab Order:	C1101036	**Tag Number:**	242,59
Project:	Lockheed Martin NJ001014.0001	**Collection Date:**	1/25/2011
Lab ID:	C1101036-001A	**Matrix:**	AIR

Analyses	Result	**Limit	Qual	Units	DF	Date Analyzed
1UG/M3 BY METHOD TO15		TO-15				Analyst: LL
1,1,1-Trichloroethane	< 0.83	0.83		ug/m3	1	1/27/2011 6:39:00 PM
1,1,2,2-Tetrachloroethane	< 1.0	1.0		ug/m3	1	1/27/2011 6:39:00 PM
1,1,2-Trichloroethane	< 0.83	0.83		ug/m3	1	1/27/2011 6:39:00 PM
1,1-Dichloroethane	< 0.62	0.62		ug/m3	1	1/27/2011 6:39:00 PM
1,1-Dichloroethene	< 0.60	0.60		ug/m3	1	1/27/2011 6:39:00 PM
1,2,4-Trichlorobenzene	< 1.1	1.1		ug/m3	1	1/27/2011 6:39:00 PM
1,2,4-Trimethylbenzene	2.3	0.75		ug/m3	1	1/27/2011 6:39:00 PM
1,2-Dibromoethane	< 1.2	1.2		ug/m3	1	1/27/2011 6:39:00 PM
1,2-Dichlorobenzene	< 0.92	0.92		ug/m3	1	1/27/2011 6:39:00 PM
1,2-Dichloroethane	< 0.62	0.62		ug/m3	1	1/27/2011 6:39:00 PM
1,2-Dichloropropane	< 0.70	0.70		ug/m3	1	1/27/2011 6:39:00 PM
1,3,5-Trimethylbenzene	0.70	0.75	J	ug/m3	1	1/27/2011 6:39:00 PM
1,3-butadiene	< 0.34	0.34		ug/m3	1	1/27/2011 6:39:00 PM
1,3-Dichlorobenzene	< 0.92	0.92		ug/m3	1	1/27/2011 6:39:00 PM
1,4-Dichlorobenzene	23	7.3		ug/m3	8	1/28/2011 8:09:00 PM
1,4-Dioxane	< 1.1	1.1		ug/m3	1	1/27/2011 6:39:00 PM
2,2,4-trimethylpentane	< 0.71	0.71		ug/m3	1	1/27/2011 6:39:00 PM
4-ethyltoluene	< 0.75	0.75		ug/m3	1	1/27/2011 6:39:00 PM
Acetone	43	5.8		ug/m3	8	1/28/2011 8:09:00 PM
Allyl chloride	< 0.48	0.48		ug/m3	1	1/27/2011 6:39:00 PM
Benzene	1.2	0.49		ug/m3	1	1/27/2011 6:39:00 PM
Benzyl chloride	< 0.88	0.88		ug/m3	1	1/27/2011 6:39:00 PM
Bromodichloromethane	< 1.0	1.0		ug/m3	1	1/27/2011 6:39:00 PM
Bromoform	< 1.6	1.6		ug/m3	1	1/27/2011 6:39:00 PM
Bromomethane	< 0.59	0.59		ug/m3	1	1/27/2011 6:39:00 PM
Carbon disulfide	1.8	0.47		ug/m3	1	1/27/2011 6:39:00 PM
Carbon tetrachloride	0.26	0.96	J	ug/m3	1	1/27/2011 6:39:00 PM
Chlorobenzene	< 0.70	0.70		ug/m3	1	1/27/2011 6:39:00 PM
Chloroethane	< 0.40	0.40		ug/m3	1	1/27/2011 6:39:00 PM
Chloroform	< 0.74	0.74		ug/m3	1	1/27/2011 6:39:00 PM
Chloromethane	0.88	0.31		ug/m3	1	1/27/2011 6:39:00 PM
cis-1,2-Dichloroethene	< 0.60	0.60		ug/m3	1	1/27/2011 6:39:00 PM
cis-1,3-Dichloropropene	< 0.69	0.69		ug/m3	1	1/27/2011 6:39:00 PM
Cyclohexane	1.6	0.52		ug/m3	1	1/27/2011 6:39:00 PM
Dibromochloromethane	< 1.3	1.3		ug/m3	1	1/27/2011 6:39:00 PM
Ethyl acetate	7.9	7.3		ug/m3	8	1/28/2011 8:09:00 PM
Ethylbenzene	0.79	0.66		ug/m3	1	1/27/2011 6:39:00 PM
Freon 11	1.0	0.86		ug/m3	1	1/27/2011 6:39:00 PM
Freon 113	< 1.2	1.2		ug/m3	1	1/27/2011 6:39:00 PM
Freon 114	< 1.1	1.1		ug/m3	1	1/27/2011 6:39:00 PM

Qualifiers:

**	Reporting Limit	.	Results reported are not blank corrected
B	Analyte detected in the associated Method Blank	E	Value above quantitation range
H	Holding times for preparation or analysis exceeded	J	Analyte detected at or below quantitation limits
JN	Non-routine analyte. Quantitation estimated.	ND	Not Detected at the Reporting Limit
S	Spike Recovery outside accepted recovery limits		

Centek Laboratories, LLC

Date: *24-Feb-11*

CLIENT:	Arcadis	**Client Sample ID:**	SS-VMP 5A
Lab Order:	C1101036	**Tag Number:**	242,59
Project:	Lockheed Martin NJ001014.0001	**Collection Date:**	1/25/2011
Lab ID:	C1101036-001A	**Matrix:**	AIR

Analyses	Result	**Limit	Qual	Units	DF	Date Analyzed
1UG/M3 BY METHOD TO15		TO-15				Analyst: LL
Freon 12	1.9	0.75		ug/m3	1	1/27/2011 6:39:00 PM
Heptane	3.0	0.62		ug/m3	1	1/27/2011 6:39:00 PM
Hexachloro-1,3-butadiene	< 1.6	1.6		ug/m3	1	1/27/2011 6:39:00 PM
Hexane	1.7	0.54		ug/m3	1	1/27/2011 6:39:00 PM
Isopropyl alcohol	970	120		ug/m3	320	1/28/2011 8:42:00 PM
m&p-Xylene	2.3	1.3		ug/m3	1	1/27/2011 6:39:00 PM
Methyl Butyl Ketone	< 1.2	1.2		ug/m3	1	1/27/2011 6:39:00 PM
Methyl Ethyl Ketone	6.9	0.90		ug/m3	1	1/27/2011 6:39:00 PM
Methyl Isobutyl Ketone	< 1.2	1.2		ug/m3	1	1/27/2011 6:39:00 PM
Methyl tert-butyl ether	< 0.55	0.55		ug/m3	1	1/27/2011 6:39:00 PM
Methylene chloride	190	170		ug/m3	320	1/28/2011 8:42:00 PM
o-Xylene	0.66	0.66		ug/m3	1	1/27/2011 6:39:00 PM
Propylene	< 0.26	0.26		ug/m3	1	1/27/2011 6:39:00 PM
Styrene	< 0.65	0.65		ug/m3	1	1/27/2011 6:39:00 PM
Tetrachloroethylene	< 1.0	1.0		ug/m3	1	1/27/2011 6:39:00 PM
Tetrahydrofuran	3.3	0.45		ug/m3	1	1/27/2011 6:39:00 PM
Toluene	16	4.6		ug/m3	8	1/28/2011 8:09:00 PM
trans-1,2-Dichloroethene	< 0.60	0.60		ug/m3	1	1/27/2011 6:39:00 PM
trans-1,3-Dichloropropene	< 0.69	0.69		ug/m3	1	1/27/2011 6:39:00 PM
Trichloroethene	0.49	0.82	J	ug/m3	1	1/27/2011 6:39:00 PM
Vinyl acetate	< 0.54	0.54		ug/m3	1	1/27/2011 6:39:00 PM
Vinyl Bromide	< 0.67	0.67		ug/m3	1	1/27/2011 6:39:00 PM
Vinyl chloride	< 0.39	0.39		ug/m3	1	1/27/2011 6:39:00 PM

Qualifiers:

**	Reporting Limit	.	Results reported are not blank corrected
B	Analyte detected in the associated Method Blank	E	Value above quantitation range
H	Holding times for preparation or analysis exceeded	J	Analyte detected at or below quantitation limits
JN	Non-routine analyte. Quantitation estimated.	ND	Not Detected at the Reporting Limit
S	Spike Recovery outside accepted recovery limits		

Centek Laboratories, LLC

Date: *24-Feb-11*

CLIENT:	Arcadis	**Client Sample ID:**	IA-VMP 5B
Lab Order:	C1101036	**Tag Number:**	353,177
Project:	Lockheed Martin NJ001014.0001	**Collection Date:**	1/25/2011
Lab ID:	C1101036-002A	**Matrix:**	AIR

Analyses	Result	**Limit	Qual	Units	DF	Date Analyzed
FIELD PARAMETERS		FLD				Analyst:
Lab Vacuum In	-5			"Hg		1/26/2011
Lab Vacuum Out	-30			"Hg		1/26/2011
1UG/M3 W/ 0.25UG/M3 CT-TCE-VC		TO-15				Analyst: LL
1,1,1-Trichloroethane	< 0.15	0.15		ppbV	1	1/26/2011 8:31:00 PM
1,1,2,2-Tetrachloroethane	< 0.15	0.15		ppbV	1	1/26/2011 8:31:00 PM
1,1,2-Trichloroethane	< 0.15	0.15		ppbV	1	1/26/2011 8:31:00 PM
1,1-Dichloroethane	< 0.15	0.15		ppbV	1	1/26/2011 8:31:00 PM
1,1-Dichloroethene	< 0.15	0.15		ppbV	1	1/26/2011 8:31:00 PM
1,2,4-Trichlorobenzene	< 0.15	0.15		ppbV	1	1/26/2011 8:31:00 PM
1,2,4-Trimethylbenzene	0.22	0.15		ppbV	1	1/26/2011 8:31:00 PM
1,2-Dibromoethane	< 0.15	0.15		ppbV	1	1/26/2011 8:31:00 PM
1,2-Dichlorobenzene	< 0.15	0.15		ppbV	1	1/26/2011 8:31:00 PM
1,2-Dichloroethane	< 0.15	0.15		ppbV	1	1/26/2011 8:31:00 PM
1,2-Dichloropropane	< 0.15	0.15		ppbV	1	1/26/2011 8:31:00 PM
1,3,5-Trimethylbenzene	0.10	0.15	J	ppbV	1	1/26/2011 8:31:00 PM
1,3-butadiene	< 0.15	0.15		ppbV	1	1/26/2011 8:31:00 PM
1,3-Dichlorobenzene	< 0.15	0.15		ppbV	1	1/26/2011 8:31:00 PM
1,4-Dichlorobenzene	1.1	0.15		ppbV	1	1/26/2011 8:31:00 PM
1,4-Dioxane	< 0.30	0.30		ppbV	1	1/26/2011 8:31:00 PM
2,2,4-trimethylpentane	< 0.15	0.15		ppbV	1	1/26/2011 8:31:00 PM
4-ethyltoluene	< 0.15	0.15		ppbV	1	1/26/2011 8:31:00 PM
Acetone	18	12		ppbV	40	1/28/2011 6:53:00 AM
Allyl chloride	< 0.15	0.15		ppbV	1	1/26/2011 8:31:00 PM
Benzene	0.28	0.15		ppbV	1	1/26/2011 8:31:00 PM
Benzyl chloride	< 0.15	0.15		ppbV	1	1/26/2011 8:31:00 PM
Bromodichloromethane	< 0.15	0.15		ppbV	1	1/26/2011 8:31:00 PM
Bromoform	< 0.15	0.15		ppbV	1	1/26/2011 8:31:00 PM
Bromomethane	< 0.15	0.15		ppbV	1	1/26/2011 8:31:00 PM
Carbon disulfide	< 0.15	0.15		ppbV	1	1/26/2011 8:31:00 PM
Carbon tetrachloride	0.050	0.040		ppbV	1	1/26/2011 8:31:00 PM
Chlorobenzene	< 0.15	0.15		ppbV	1	1/26/2011 8:31:00 PM
Chloroethane	< 0.15	0.15		ppbV	1	1/26/2011 8:31:00 PM
Chloroform	< 0.15	0.15		ppbV	1	1/26/2011 8:31:00 PM
Chloromethane	0.33	0.15		ppbV	1	1/26/2011 8:31:00 PM
cis-1,2-Dichloroethene	< 0.15	0.15		ppbV	1	1/26/2011 8:31:00 PM
cis-1,3-Dichloropropene	< 0.15	0.15		ppbV	1	1/26/2011 8:31:00 PM
Cyclohexane	0.46	0.15		ppbV	1	1/26/2011 8:31:00 PM
Dibromochloromethane	< 0.15	0.15		ppbV	1	1/26/2011 8:31:00 PM
Ethyl acetate	< 0.25	0.25		ppbV	1	1/26/2011 8:31:00 PM

Qualifiers:

**	Reporting Limit
B	Analyte detected in the associated Method Blank
H	Holding times for preparation or analysis exceeded
JN	Non-routine analyte. Quantitation estimated.
S	Spike Recovery outside accepted recovery limits
.	Results reported are not blank corrected
E	Value above quantitation range
J	Analyte detected at or below quantitation limits
ND	Not Detected at the Reporting Limit

Centek Laboratories, LLC

Date: *24-Feb-11*

CLIENT:	Arcadis	**Client Sample ID:**	IA-VMP 5B
Lab Order:	C1101036	**Tag Number:**	353,177
Project:	Lockheed Martin NJ001014.0001	**Collection Date:**	1/25/2011
Lab ID:	C1101036-002A	**Matrix:**	AIR

Analyses	Result	**Limit	Qual	Units	DF	Date Analyzed
1UG/M3 W/ 0.25UG/M3 CT-TCE-VC		**TO-15**				Analyst: **LL**
Ethylbenzene	0.11	0.15	J	ppbV	1	1/26/2011 8:31:00 PM
Freon 11	0.22	0.15		ppbV	1	1/26/2011 8:31:00 PM
Freon 113	< 0.15	0.15		ppbV	1	1/26/2011 8:31:00 PM
Freon 114	< 0.15	0.15		ppbV	1	1/26/2011 8:31:00 PM
Freon 12	0.40	0.15		ppbV	1	1/26/2011 8:31:00 PM
Heptane	0.49	0.15		ppbV	1	1/26/2011 8:31:00 PM
Hexachloro-1,3-butadiene	< 0.15	0.15		ppbV	1	1/26/2011 8:31:00 PM
Hexane	0.35	0.15		ppbV	1	1/26/2011 8:31:00 PM
Isopropyl alcohol	240	48		ppbV	320	1/28/2011 7:27:00 AM
m&p-Xylene	0.26	0.30	J	ppbV	1	1/26/2011 8:31:00 PM
Methyl Butyl Ketone	< 0.30	0.30		ppbV	1	1/26/2011 8:31:00 PM
Methyl Ethyl Ketone	1.0	0.30		ppbV	1	1/26/2011 8:31:00 PM
Methyl Isobutyl Ketone	< 0.30	0.30		ppbV	1	1/26/2011 8:31:00 PM
Methyl tert-butyl ether	< 0.15	0.15		ppbV	1	1/26/2011 8:31:00 PM
Methylene chloride	140	48		ppbV	320	1/28/2011 7:27:00 AM
o-Xylene	0.10	0.15	J	ppbV	1	1/26/2011 8:31:00 PM
Propylene	< 0.15	0.15		ppbV	1	1/26/2011 8:31:00 PM
Styrene	< 0.15	0.15		ppbV	1	1/26/2011 8:31:00 PM
Tetrachloroethylene	< 0.15	0.15		ppbV	1	1/26/2011 8:31:00 PM
Tetrahydrofuran	3.2	0.15		ppbV	1	1/26/2011 8:31:00 PM
Toluene	2.0	0.15		ppbV	1	1/26/2011 8:31:00 PM
trans-1,2-Dichloroethene	< 0.15	0.15		ppbV	1	1/26/2011 8:31:00 PM
trans-1,3-Dichloropropene	< 0.15	0.15		ppbV	1	1/26/2011 8:31:00 PM
Trichloroethene	0.070	0.040		ppbV	1	1/26/2011 8:31:00 PM
Vinyl acetate	< 0.15	0.15		ppbV	1	1/26/2011 8:31:00 PM
Vinyl Bromide	< 0.15	0.15		ppbV	1	1/26/2011 8:31:00 PM
Vinyl chloride	< 0.040	0.040		ppbV	1	1/26/2011 8:31:00 PM
Surr: Bromofluorobenzene	101	70-130		%REC	1	1/26/2011 8:31:00 PM

Qualifiers:

**	Reporting Limit	.	Results reported are not blank corrected
B	Analyte detected in the associated Method Blank	E	Value above quantitation range
H	Holding times for preparation or analysis exceeded	J	Analyte detected at or below quantitation limits
JN	Non-routine analyte. Quantitation estimated.	ND	Not Detected at the Reporting Limit
S	Spike Recovery outside accepted recovery limits		

Centek Laboratories, LLC

Date: *24-Feb-11*

CLIENT:	Arcadis	**Client Sample ID:**	IA-VMP 5B
Lab Order:	C1101036	**Tag Number:**	353,177
Project:	Lockheed Martin NJ001014.0001	**Collection Date:**	1/25/2011
Lab ID:	C1101036-002A	**Matrix:**	AIR

Analyses	Result	**Limit	Qual	Units	DF	Date Analyzed
1UG/M3 W/ 0.25UG/M3 CT-TCE-VC		**TO-15**				Analyst: LL
1,1,1-Trichloroethane	< 0.83	0.83		ug/m3	1	1/26/2011 8:31:00 PM
1,1,2,2-Tetrachloroethane	< 1.0	1.0		ug/m3	1	1/26/2011 8:31:00 PM
1,1,2-Trichloroethane	< 0.83	0.83		ug/m3	1	1/26/2011 8:31:00 PM
1,1-Dichloroethane	< 0.62	0.62		ug/m3	1	1/26/2011 8:31:00 PM
1,1-Dichloroethene	< 0.60	0.60		ug/m3	1	1/26/2011 8:31:00 PM
1,2,4-Trichlorobenzene	< 1.1	1.1		ug/m3	1	1/26/2011 8:31:00 PM
1,2,4-Trimethylbenzene	1.1	0.75		ug/m3	1	1/26/2011 8:31:00 PM
1,2-Dibromoethane	< 1.2	1.2		ug/m3	1	1/26/2011 8:31:00 PM
1,2-Dichlorobenzene	< 0.92	0.92		ug/m3	1	1/26/2011 8:31:00 PM
1,2-Dichloroethane	< 0.62	0.62		ug/m3	1	1/26/2011 8:31:00 PM
1,2-Dichloropropane	< 0.70	0.70		ug/m3	1	1/26/2011 8:31:00 PM
1,3,5-Trimethylbenzene	0.50	0.75	J	ug/m3	1	1/26/2011 8:31:00 PM
1,3-butadiene	< 0.34	0.34		ug/m3	1	1/26/2011 8:31:00 PM
1,3-Dichlorobenzene	< 0.92	0.92		ug/m3	1	1/26/2011 8:31:00 PM
1,4-Dichlorobenzene	6.7	0.92		ug/m3	1	1/26/2011 8:31:00 PM
1,4-Dioxane	< 1.1	1.1		ug/m3	1	1/26/2011 8:31:00 PM
2,2,4-trimethylpentane	< 0.71	0.71		ug/m3	1	1/26/2011 8:31:00 PM
4-ethyltoluene	< 0.75	0.75		ug/m3	1	1/26/2011 8:31:00 PM
Acetone	43	29		ug/m3	40	1/28/2011 6:53:00 AM
Allyl chloride	< 0.48	0.48		ug/m3	1	1/26/2011 8:31:00 PM
Benzene	0.91	0.49		ug/m3	1	1/26/2011 8:31:00 PM
Benzyl chloride	< 0.88	0.88		ug/m3	1	1/26/2011 8:31:00 PM
Bromodichloromethane	< 1.0	1.0		ug/m3	1	1/26/2011 8:31:00 PM
Bromoform	< 1.6	1.6		ug/m3	1	1/26/2011 8:31:00 PM
Bromomethane	< 0.59	0.59		ug/m3	1	1/26/2011 8:31:00 PM
Carbon disulfide	< 0.47	0.47		ug/m3	1	1/26/2011 8:31:00 PM
Carbon tetrachloride	0.32	0.26		ug/m3	1	1/26/2011 8:31:00 PM
Chlorobenzene	< 0.70	0.70		ug/m3	1	1/26/2011 8:31:00 PM
Chloroethane	< 0.40	0.40		ug/m3	1	1/26/2011 8:31:00 PM
Chloroform	< 0.74	0.74		ug/m3	1	1/26/2011 8:31:00 PM
Chloromethane	0.69	0.31		ug/m3	1	1/26/2011 8:31:00 PM
cis-1,2-Dichloroethene	< 0.60	0.60		ug/m3	1	1/26/2011 8:31:00 PM
cis-1,3-Dichloropropene	< 0.69	0.69		ug/m3	1	1/26/2011 8:31:00 PM
Cyclohexane	1.6	0.52		ug/m3	1	1/26/2011 8:31:00 PM
Dibromochloromethane	< 1.3	1.3		ug/m3	1	1/26/2011 8:31:00 PM
Ethyl acetate	< 0.92	0.92		ug/m3	1	1/26/2011 8:31:00 PM
Ethylbenzene	0.49	0.66	J	ug/m3	1	1/26/2011 8:31:00 PM
Freon 11	1.3	0.86		ug/m3	1	1/26/2011 8:31:00 PM
Freon 113	< 1.2	1.2		ug/m3	1	1/26/2011 8:31:00 PM
Freon 114	< 1.1	1.1		ug/m3	1	1/26/2011 8:31:00 PM

Qualifiers:

**	Reporting Limit	.	Results reported are not blank corrected
B	Analyte detected in the associated Method Blank	E	Value above quantitation range
H	Holding times for preparation or analysis exceeded	J	Analyte detected at or below quantitation limits
JN	Non-routine analyte. Quantitation estimated.	ND	Not Detected at the Reporting Limit
S	Spike Recovery outside accepted recovery limits		

Centek Laboratories, LLC

Date: *24-Feb-11*

CLIENT:	Arcadis	**Client Sample ID:**	IA-VMP 5B
Lab Order:	C1101036	**Tag Number:**	353,177
Project:	Lockheed Martin NJ001014.0001	**Collection Date:**	1/25/2011
Lab ID:	C1101036-002A	**Matrix:**	AIR

Analyses	Result	**Limit	Qual	Units	DF	Date Analyzed
1UG/M3 W/ 0.25UG/M3 CT-TCE-VC		TO-15				Analyst: LL
Freon 12	2.0	0.75		ug/m3	1	1/26/2011 8:31:00 PM
Heptane	2.0	0.62		ug/m3	1	1/26/2011 8:31:00 PM
Hexachloro-1,3-butadiene	< 1.6	1.6		ug/m3	1	1/26/2011 8:31:00 PM
Hexane	1.3	0.54		ug/m3	1	1/26/2011 8:31:00 PM
Isopropyl alcohol	590	120		ug/m3	320	1/28/2011 7:27:00 AM
m&p-Xylene	1.1	1.3	J	ug/m3	1	1/26/2011 8:31:00 PM
Methyl Butyl Ketone	< 1.2	1.2		ug/m3	1	1/26/2011 8:31:00 PM
Methyl Ethyl Ketone	3.1	0.90		ug/m3	1	1/26/2011 8:31:00 PM
Methyl Isobutyl Ketone	< 1.2	1.2		ug/m3	1	1/26/2011 8:31:00 PM
Methyl tert-butyl ether	< 0.55	0.55		ug/m3	1	1/26/2011 8:31:00 PM
Methylene chloride	500	170		ug/m3	320	1/28/2011 7:27:00 AM
o-Xylene	0.44	0.66	J	ug/m3	1	1/26/2011 8:31:00 PM
Propylene	< 0.26	0.26		ug/m3	1	1/26/2011 8:31:00 PM
Styrene	< 0.65	0.65		ug/m3	1	1/26/2011 8:31:00 PM
Tetrachloroethylene	< 1.0	1.0		ug/m3	1	1/26/2011 8:31:00 PM
Tetrahydrofuran	9.5	0.45		ug/m3	1	1/26/2011 8:31:00 PM
Toluene	7.5	0.57		ug/m3	1	1/26/2011 8:31:00 PM
trans-1,2-Dichloroethene	< 0.60	0.60		ug/m3	1	1/26/2011 8:31:00 PM
trans-1,3-Dichloropropene	< 0.69	0.69		ug/m3	1	1/26/2011 8:31:00 PM
Trichloroethene	0.38	0.22		ug/m3	1	1/26/2011 8:31:00 PM
Vinyl acetate	< 0.54	0.54		ug/m3	1	1/26/2011 8:31:00 PM
Vinyl Bromide	< 0.67	0.67		ug/m3	1	1/26/2011 8:31:00 PM
Vinyl chloride	< 0.10	0.10		ug/m3	1	1/26/2011 8:31:00 PM

Qualifiers:

**	Reporting Limit	.	Results reported are not blank corrected
B	Analyte detected in the associated Method Blank	E	Value above quantitation range
H	Holding times for preparation or analysis exceeded	J	Analyte detected at or below quantitation limits
JN	Non-routine analyte. Quantitation estimated.	ND	Not Detected at the Reporting Limit
S	Spike Recovery outside accepted recovery limits		

Centek Laboratories, LLC

Date: *24-Feb-11*

CLIENT:	Arcadis	**Client Sample ID:**	IA-VMP 3D
Lab Order:	C1101036	**Tag Number:**	171,299
Project:	Lockheed Martin NJ001014.0001	**Collection Date:**	1/25/2011
Lab ID:	C1101036-003A	**Matrix:**	AIR

Analyses	Result	**Limit	Qual	Units	DF	Date Analyzed
FIELD PARAMETERS		FLD				Analyst:
Lab Vacuum In	-5			"Hg		1/26/2011
Lab Vacuum Out	-30			"Hg		1/26/2011
1UG/M3 W/ 0.25UG/M3 CT-TCE-VC		TO-15				Analyst: LL
1,1,1-Trichloroethane	< 0.15	0.15		ppbV	1	1/26/2011 9:40:00 PM
1,1,2,2-Tetrachloroethane	< 0.15	0.15		ppbV	1	1/26/2011 9:40:00 PM
1,1,2-Trichloroethane	< 0.15	0.15		ppbV	1	1/26/2011 9:40:00 PM
1,1-Dichloroethane	< 0.15	0.15		ppbV	1	1/26/2011 9:40:00 PM
1,1-Dichloroethene	< 0.15	0.15		ppbV	1	1/26/2011 9:40:00 PM
1,2,4-Trichlorobenzene	< 0.15	0.15		ppbV	1	1/26/2011 9:40:00 PM
1,2,4-Trimethylbenzene	0.23	0.15		ppbV	1	1/26/2011 9:40:00 PM
1,2-Dibromoethane	< 0.15	0.15		ppbV	1	1/26/2011 9:40:00 PM
1,2-Dichlorobenzene	< 0.15	0.15		ppbV	1	1/26/2011 9:40:00 PM
1,2-Dichloroethane	< 0.15	0.15		ppbV	1	1/26/2011 9:40:00 PM
1,2-Dichloropropane	< 0.15	0.15		ppbV	1	1/26/2011 9:40:00 PM
1,3,5-Trimethylbenzene	< 0.15	0.15		ppbV	1	1/26/2011 9:40:00 PM
1,3-butadiene	< 0.15	0.15		ppbV	1	1/26/2011 9:40:00 PM
1,3-Dichlorobenzene	< 0.15	0.15		ppbV	1	1/26/2011 9:40:00 PM
1,4-Dichlorobenzene	< 0.15	0.15		ppbV	1	1/26/2011 9:40:00 PM
1,4-Dioxane	< 0.30	0.30		ppbV	1	1/26/2011 9:40:00 PM
2,2,4-trimethylpentane	< 0.15	0.15		ppbV	1	1/26/2011 9:40:00 PM
4-ethyltoluene	< 0.15	0.15		ppbV	1	1/26/2011 9:40:00 PM
Acetone	3.7	3.0		ppbV	10	1/26/2011 10:14:00 PM
Allyl chloride	< 0.15	0.15		ppbV	1	1/26/2011 9:40:00 PM
Benzene	0.28	0.15		ppbV	1	1/26/2011 9:40:00 PM
Benzyl chloride	< 0.15	0.15		ppbV	1	1/26/2011 9:40:00 PM
Bromodichloromethane	< 0.15	0.15		ppbV	1	1/26/2011 9:40:00 PM
Bromoform	< 0.15	0.15		ppbV	1	1/26/2011 9:40:00 PM
Bromomethane	< 0.15	0.15		ppbV	1	1/26/2011 9:40:00 PM
Carbon disulfide	< 0.15	0.15		ppbV	1	1/26/2011 9:40:00 PM
Carbon tetrachloride	0.050	0.040		ppbV	1	1/26/2011 9:40:00 PM
Chlorobenzene	< 0.15	0.15		ppbV	1	1/26/2011 9:40:00 PM
Chloroethane	< 0.15	0.15		ppbV	1	1/26/2011 9:40:00 PM
Chloroform	< 0.15	0.15		ppbV	1	1/26/2011 9:40:00 PM
Chloromethane	0.36	0.15		ppbV	1	1/26/2011 9:40:00 PM
cis-1,2-Dichloroethene	< 0.15	0.15		ppbV	1	1/26/2011 9:40:00 PM
cis-1,3-Dichloropropene	< 0.15	0.15		ppbV	1	1/26/2011 9:40:00 PM
Cyclohexane	< 0.15	0.15		ppbV	1	1/26/2011 9:40:00 PM
Dibromochloromethane	< 0.15	0.15		ppbV	1	1/26/2011 9:40:00 PM
Ethyl acetate	< 0.25	0.25		ppbV	1	1/26/2011 9:40:00 PM

Qualifiers:

**	Reporting Limit	.	Results reported are not blank corrected
B	Analyte detected in the associated Method Blank	E	Value above quantitation range
H	Holding times for preparation or analysis exceeded	J	Analyte detected at or below quantitation limits
JN	Non-routine analyte. Quantitation estimated.	ND	Not Detected at the Reporting Limit
S	Spike Recovery outside accepted recovery limits		

Centek Laboratories, LLC

Date: *24-Feb-11*

CLIENT:	Arcadis	**Client Sample ID:**	IA-VMP 3D
Lab Order:	C1101036	**Tag Number:**	171,299
Project:	Lockheed Martin NJ001014.0001	**Collection Date:**	1/25/2011
Lab ID:	C1101036-003A	**Matrix:**	AIR

Analyses	Result	**Limit	Qual	Units	DF	Date Analyzed
1UG/M3 W/ 0.25UG/M3 CT-TCE-VC		TO-15				Analyst: LL
Ethylbenzene	0.12	0.15	J	ppbV	1	1/26/2011 9:40:00 PM
Freon 11	0.18	0.15		ppbV	1	1/26/2011 9:40:00 PM
Freon 113	< 0.15	0.15		ppbV	1	1/26/2011 9:40:00 PM
Freon 114	< 0.15	0.15		ppbV	1	1/26/2011 9:40:00 PM
Freon 12	0.34	0.15		ppbV	1	1/26/2011 9:40:00 PM
Heptane	0.79	0.15		ppbV	1	1/26/2011 9:40:00 PM
Hexachloro-1,3-butadiene	< 0.15	0.15		ppbV	1	1/26/2011 9:40:00 PM
Hexane	0.27	0.15		ppbV	1	1/26/2011 9:40:00 PM
Isopropyl alcohol	20	1.5		ppbV	10	1/26/2011 10:14:00 PM
m&p-Xylene	0.23	0.30	J	ppbV	1	1/26/2011 9:40:00 PM
Methyl Butyl Ketone	< 0.30	0.30		ppbV	1	1/26/2011 9:40:00 PM
Methyl Ethyl Ketone	< 0.30	0.30		ppbV	1	1/26/2011 9:40:00 PM
Methyl Isobutyl Ketone	< 0.30	0.30		ppbV	1	1/26/2011 9:40:00 PM
Methyl tert-butyl ether	< 0.15	0.15		ppbV	1	1/26/2011 9:40:00 PM
Methylene chloride	8.5	1.5		ppbV	10	1/26/2011 10:14:00 PM
o-Xylene	0.12	0.15	J	ppbV	1	1/26/2011 9:40:00 PM
Propylene	< 0.15	0.15		ppbV	1	1/26/2011 9:40:00 PM
Styrene	0.58	0.15		ppbV	1	1/26/2011 9:40:00 PM
Tetrachloroethylene	< 0.15	0.15		ppbV	1	1/26/2011 9:40:00 PM
Tetrahydrofuran	< 0.15	0.15		ppbV	1	1/26/2011 9:40:00 PM
Toluene	0.69	0.15		ppbV	1	1/26/2011 9:40:00 PM
trans-1,2-Dichloroethene	< 0.15	0.15		ppbV	1	1/26/2011 9:40:00 PM
trans-1,3-Dichloropropene	< 0.15	0.15		ppbV	1	1/26/2011 9:40:00 PM
Trichloroethene	0.10	0.040		ppbV	1	1/26/2011 9:40:00 PM
Vinyl acetate	< 0.15	0.15		ppbV	1	1/26/2011 9:40:00 PM
Vinyl Bromide	< 0.15	0.15		ppbV	1	1/26/2011 9:40:00 PM
Vinyl chloride	< 0.040	0.040		ppbV	1	1/26/2011 9:40:00 PM
Surr: Bromofluorobenzene	92.0	70-130		%REC	1	1/26/2011 9:40:00 PM

Qualifiers:

**	Reporting Limit
B	Analyte detected in the associated Method Blank
H	Holding times for preparation or analysis exceeded
JN	Non-routine analyte. Quantitation estimated.
S	Spike Recovery outside accepted recovery limits
.	Results reported are not blank corrected
E	Value above quantitation range
J	Analyte detected at or below quantitation limits
ND	Not Detected at the Reporting Limit

Centek Laboratories, LLC

Date: *24-Feb-11*

CLIENT:	Arcadis	**Client Sample ID:**	IA-VMP 3D
Lab Order:	C1101036	**Tag Number:**	171,299
Project:	Lockheed Martin NJ001014.0001	**Collection Date:**	1/25/2011
Lab ID:	C1101036-003A	**Matrix:**	AIR

Analyses	Result	**Limit	Qual	Units	DF	Date Analyzed
1UG/M3 W/ 0.25UG/M3 CT-TCE-VC		TO-15				Analyst: LL
1,1,1-Trichloroethane	< 0.83	0.83		ug/m3	1	1/26/2011 9:40:00 PM
1,1,2,2-Tetrachloroethane	< 1.0	1.0		ug/m3	1	1/26/2011 9:40:00 PM
1,1,2-Trichloroethane	< 0.83	0.83		ug/m3	1	1/26/2011 9:40:00 PM
1,1-Dichloroethane	< 0.62	0.62		ug/m3	1	1/26/2011 9:40:00 PM
1,1-Dichloroethene	< 0.60	0.60		ug/m3	1	1/26/2011 9:40:00 PM
1,2,4-Trichlorobenzene	< 1.1	1.1		ug/m3	1	1/26/2011 9:40:00 PM
1,2,4-Trimethylbenzene	1.1	0.75		ug/m3	1	1/26/2011 9:40:00 PM
1,2-Dibromoethane	< 1.2	1.2		ug/m3	1	1/26/2011 9:40:00 PM
1,2-Dichlorobenzene	< 0.92	0.92		ug/m3	1	1/26/2011 9:40:00 PM
1,2-Dichloroethane	< 0.62	0.62		ug/m3	1	1/26/2011 9:40:00 PM
1,2-Dichloropropane	< 0.70	0.70		ug/m3	1	1/26/2011 9:40:00 PM
1,3,5-Trimethylbenzene	< 0.75	0.75		ug/m3	1	1/26/2011 9:40:00 PM
1,3-butadiene	< 0.34	0.34		ug/m3	1	1/26/2011 9:40:00 PM
1,3-Dichlorobenzene	< 0.92	0.92		ug/m3	1	1/26/2011 9:40:00 PM
1,4-Dichlorobenzene	< 0.92	0.92		ug/m3	1	1/26/2011 9:40:00 PM
1,4-Dioxane	< 1.1	1.1		ug/m3	1	1/26/2011 9:40:00 PM
2,2,4-trimethylpentane	< 0.71	0.71		ug/m3	1	1/26/2011 9:40:00 PM
4-ethyltoluene	< 0.75	0.75		ug/m3	1	1/26/2011 9:40:00 PM
Acetone	8.9	7.2		ug/m3	10	1/26/2011 10:14:00 PM
Allyl chloride	< 0.48	0.48		ug/m3	1	1/26/2011 9:40:00 PM
Benzene	0.91	0.49		ug/m3	1	1/26/2011 9:40:00 PM
Benzyl chloride	< 0.88	0.88		ug/m3	1	1/26/2011 9:40:00 PM
Bromodichloromethane	< 1.0	1.0		ug/m3	1	1/26/2011 9:40:00 PM
Bromoform	< 1.6	1.6		ug/m3	1	1/26/2011 9:40:00 PM
Bromomethane	< 0.59	0.59		ug/m3	1	1/26/2011 9:40:00 PM
Carbon disulfide	< 0.47	0.47		ug/m3	1	1/26/2011 9:40:00 PM
Carbon tetrachloride	0.32	0.26		ug/m3	1	1/26/2011 9:40:00 PM
Chlorobenzene	< 0.70	0.70		ug/m3	1	1/26/2011 9:40:00 PM
Chloroethane	< 0.40	0.40		ug/m3	1	1/26/2011 9:40:00 PM
Chloroform	< 0.74	0.74		ug/m3	1	1/26/2011 9:40:00 PM
Chloromethane	0.76	0.31		ug/m3	1	1/26/2011 9:40:00 PM
cis-1,2-Dichloroethene	< 0.60	0.60		ug/m3	1	1/26/2011 9:40:00 PM
cis-1,3-Dichloropropene	< 0.69	0.69		ug/m3	1	1/26/2011 9:40:00 PM
Cyclohexane	< 0.52	0.52		ug/m3	1	1/26/2011 9:40:00 PM
Dibromochloromethane	< 1.3	1.3		ug/m3	1	1/26/2011 9:40:00 PM
Ethyl acetate	< 0.92	0.92		ug/m3	1	1/26/2011 9:40:00 PM
Ethylbenzene	0.53	0.66	J	ug/m3	1	1/26/2011 9:40:00 PM
Freon 11	1.0	0.86		ug/m3	1	1/26/2011 9:40:00 PM
Freon 113	< 1.2	1.2		ug/m3	1	1/26/2011 9:40:00 PM
Freon 114	< 1.1	1.1		ug/m3	1	1/26/2011 9:40:00 PM

Qualifiers:

**	Reporting Limit
B	Analyte detected in the associated Method Blank
H	Holding times for preparation or analysis exceeded
JN	Non-routine analyte. Quantitation estimated.
S	Spike Recovery outside accepted recovery limits
.	Results reported are not blank corrected
E	Value above quantitation range
J	Analyte detected at or below quantitation limits
ND	Not Detected at the Reporting Limit

Centek Laboratories, LLC

Date: *24-Feb-11*

CLIENT: Arcadis
Lab Order: C1101036
Project: Lockheed Martin NJ001014.0001
Lab ID: C1101036-003A

Client Sample ID: IA-VMP 3D
Tag Number: 171,299
Collection Date: 1/25/2011
Matrix: AIR

Analyses	Result	**Limit	Qual	Units	DF	Date Analyzed
1UG/M3 W/ 0.25UG/M3 CT-TCE-VC		TO-15				Analyst: LL
Freon 12	1.7	0.75		ug/m3	1	1/26/2011 9:40:00 PM
Heptane	3.3	0.62		ug/m3	1	1/26/2011 9:40:00 PM
Hexachloro-1,3-butadiene	< 1.6	1.6		ug/m3	1	1/26/2011 9:40:00 PM
Hexane	0.97	0.54		ug/m3	1	1/26/2011 9:40:00 PM
Isopropyl alcohol	51	3.7		ug/m3	10	1/26/2011 10:14:00 PM
m&p-Xylene	1.0	1.3	J	ug/m3	1	1/26/2011 9:40:00 PM
Methyl Butyl Ketone	< 1.2	1.2		ug/m3	1	1/26/2011 9:40:00 PM
Methyl Ethyl Ketone	< 0.90	0.90		ug/m3	1	1/26/2011 9:40:00 PM
Methyl Isobutyl Ketone	< 1.2	1.2		ug/m3	1	1/26/2011 9:40:00 PM
Methyl tert-butyl ether	< 0.55	0.55		ug/m3	1	1/26/2011 9:40:00 PM
Methylene chloride	30	5.3		ug/m3	10	1/26/2011 10:14:00 PM
o-Xylene	0.53	0.66	J	ug/m3	1	1/26/2011 9:40:00 PM
Propylene	< 0.26	0.26		ug/m3	1	1/26/2011 9:40:00 PM
Styrene	2.5	0.65		ug/m3	1	1/26/2011 9:40:00 PM
Tetrachloroethylene	< 1.0	1.0		ug/m3	1	1/26/2011 9:40:00 PM
Tetrahydrofuran	< 0.45	0.45		ug/m3	1	1/26/2011 9:40:00 PM
Toluene	2.6	0.57		ug/m3	1	1/26/2011 9:40:00 PM
trans-1,2-Dichloroethene	< 0.60	0.60		ug/m3	1	1/26/2011 9:40:00 PM
trans-1,3-Dichloropropene	< 0.69	0.69		ug/m3	1	1/26/2011 9:40:00 PM
Trichloroethene	0.55	0.22		ug/m3	1	1/26/2011 9:40:00 PM
Vinyl acetate	< 0.54	0.54		ug/m3	1	1/26/2011 9:40:00 PM
Vinyl Bromide	< 0.67	0.67		ug/m3	1	1/26/2011 9:40:00 PM
Vinyl chloride	< 0.10	0.10		ug/m3	1	1/26/2011 9:40:00 PM

Qualifiers:

**	Reporting Limit
B	Analyte detected in the associated Method Blank
H	Holding times for preparation or analysis exceeded
JN	Non-routine analyte. Quantitation estimated.
S	Spike Recovery outside accepted recovery limits
.	Results reported are not blank corrected
E	Value above quantitation range
J	Analyte detected at or below quantitation limits
ND	Not Detected at the Reporting Limit

Centek Laboratories, LLC

Date: *24-Feb-11*

CLIENT:	Arcadis	**Client Sample ID:**	IA-VMP 2B
Lab Order:	C1101036	**Tag Number:**	475,400
Project:	Lockheed Martin NJ001014.0001	**Collection Date:**	1/25/2011
Lab ID:	C1101036-004A	**Matrix:**	AIR

Analyses	Result	**Limit	Qual	Units	DF	Date Analyzed
FIELD PARAMETERS		FLD				Analyst:
Lab Vacuum In	-5			"Hg		1/26/2011
Lab Vacuum Out	-30			"Hg		1/26/2011
1UG/M3 W/ 0.25UG/M3 CT-TCE-VC		TO-15				Analyst: LL
1,1,1-Trichloroethane	< 0.15	0.15		ppbV	1	1/26/2011 10:49:00 PM
1,1,2,2-Tetrachloroethane	< 0.15	0.15		ppbV	1	1/26/2011 10:49:00 PM
1,1,2-Trichloroethane	< 0.15	0.15		ppbV	1	1/26/2011 10:49:00 PM
1,1-Dichloroethane	< 0.15	0.15		ppbV	1	1/26/2011 10:49:00 PM
1,1-Dichloroethene	< 0.15	0.15		ppbV	1	1/26/2011 10:49:00 PM
1,2,4-Trichlorobenzene	< 0.15	0.15		ppbV	1	1/26/2011 10:49:00 PM
1,2,4-Trimethylbenzene	1.6	1.5		ppbV	10	1/26/2011 11:22:00 PM
1,2-Dibromoethane	< 0.15	0.15		ppbV	1	1/26/2011 10:49:00 PM
1,2-Dichlorobenzene	< 0.15	0.15		ppbV	1	1/26/2011 10:49:00 PM
1,2-Dichloroethane	< 0.15	0.15		ppbV	1	1/26/2011 10:49:00 PM
1,2-Dichloropropane	< 0.15	0.15		ppbV	1	1/26/2011 10:49:00 PM
1,3,5-Trimethylbenzene	0.54	0.15		ppbV	1	1/26/2011 10:49:00 PM
1,3-butadiene	< 0.15	0.15		ppbV	1	1/26/2011 10:49:00 PM
1,3-Dichlorobenzene	< 0.15	0.15		ppbV	1	1/26/2011 10:49:00 PM
1,4-Dichlorobenzene	< 0.15	0.15		ppbV	1	1/26/2011 10:49:00 PM
1,4-Dioxane	< 0.30	0.30		ppbV	1	1/26/2011 10:49:00 PM
2,2,4-trimethylpentane	< 0.15	0.15		ppbV	1	1/26/2011 10:49:00 PM
4-ethyltoluene	0.49	0.15		ppbV	1	1/26/2011 10:49:00 PM
Acetone	7.8	3.0		ppbV	10	1/26/2011 11:22:00 PM
Allyl chloride	< 0.15	0.15		ppbV	1	1/26/2011 10:49:00 PM
Benzene	0.40	0.15		ppbV	1	1/26/2011 10:49:00 PM
Benzyl chloride	< 0.15	0.15		ppbV	1	1/26/2011 10:49:00 PM
Bromodichloromethane	< 0.15	0.15		ppbV	1	1/26/2011 10:49:00 PM
Bromoform	< 0.15	0.15		ppbV	1	1/26/2011 10:49:00 PM
Bromomethane	< 0.15	0.15		ppbV	1	1/26/2011 10:49:00 PM
Carbon disulfide	< 0.15	0.15		ppbV	1	1/26/2011 10:49:00 PM
Carbon tetrachloride	0.050	0.040		ppbV	1	1/26/2011 10:49:00 PM
Chlorobenzene	0.30	0.15		ppbV	1	1/26/2011 10:49:00 PM
Chloroethane	< 0.15	0.15		ppbV	1	1/26/2011 10:49:00 PM
Chloroform	< 0.15	0.15		ppbV	1	1/26/2011 10:49:00 PM
Chloromethane	0.41	0.15		ppbV	1	1/26/2011 10:49:00 PM
cis-1,2-Dichloroethene	< 0.15	0.15		ppbV	1	1/26/2011 10:49:00 PM
cis-1,3-Dichloropropene	< 0.15	0.15		ppbV	1	1/26/2011 10:49:00 PM
Cyclohexane	4.2	1.5		ppbV	10	1/26/2011 11:22:00 PM
Dibromochloromethane	< 0.15	0.15		ppbV	1	1/26/2011 10:49:00 PM
Ethyl acetate	< 0.25	0.25		ppbV	1	1/26/2011 10:49:00 PM

Qualifiers:

**	Reporting Limit	.	Results reported are not blank corrected
B	Analyte detected in the associated Method Blank	E	Value above quantitation range
H	Holding times for preparation or analysis exceeded	J	Analyte detected at or below quantitation limits
JN	Non-routine analyte. Quantitation estimated.	ND	Not Detected at the Reporting Limit
S	Spike Recovery outside accepted recovery limits		

Centek Laboratories, LLC

Date: *24-Feb-11*

CLIENT:	Arcadis	**Client Sample ID:**	IA-VMP 2B
Lab Order:	C1101036	**Tag Number:**	475,400
Project:	Lockheed Martin NJ001014.0001	**Collection Date:**	1/25/2011
Lab ID:	C1101036-004A	**Matrix:**	AIR

Analyses	Result	**Limit	Qual	Units	DF	Date Analyzed
		TO-15				Analyst: LL
1UG/M3 W/ 0.25UG/M3 CT-TCE-VC						
Ethylbenzene	0.18	0.15		ppbV	1	1/26/2011 10:49:00 PM
Freon 11	0.37	0.15		ppbV	1	1/26/2011 10:49:00 PM
Freon 113	< 0.15	0.15		ppbV	1	1/26/2011 10:49:00 PM
Freon 114	< 0.15	0.15		ppbV	1	1/26/2011 10:49:00 PM
Freon 12	0.43	0.15		ppbV	1	1/26/2011 10:49:00 PM
Heptane	1.6	0.15		ppbV	1	1/26/2011 10:49:00 PM
Hexachloro-1,3-butadiene	< 0.15	0.15		ppbV	1	1/26/2011 10:49:00 PM
Hexane	0.33	0.15		ppbV	1	1/26/2011 10:49:00 PM
Isopropyl alcohol	120	12		ppbV	80	1/28/2011 7:59:00 AM
m&p-Xylene	0.37	0.30		ppbV	1	1/26/2011 10:49:00 PM
Methyl Butyl Ketone	< 0.30	0.30		ppbV	1	1/26/2011 10:49:00 PM
Methyl Ethyl Ketone	< 0.30	0.30		ppbV	1	1/26/2011 10:49:00 PM
Methyl Isobutyl Ketone	< 0.30	0.30		ppbV	1	1/26/2011 10:49:00 PM
Methyl tert-butyl ether	< 0.15	0.15		ppbV	1	1/26/2011 10:49:00 PM
Methylene chloride	5.0	1.5		ppbV	10	1/26/2011 11:22:00 PM
o-Xylene	0.20	0.15		ppbV	1	1/26/2011 10:49:00 PM
Propylene	< 0.15	0.15		ppbV	1	1/26/2011 10:49:00 PM
Styrene	1.2	0.15		ppbV	1	1/26/2011 10:49:00 PM
Tetrachloroethylene	< 0.15	0.15		ppbV	1	1/26/2011 10:49:00 PM
Tetrahydrofuran	< 0.15	0.15		ppbV	1	1/26/2011 10:49:00 PM
Toluene	0.78	0.15		ppbV	1	1/26/2011 10:49:00 PM
trans-1,2-Dichloroethene	< 0.15	0.15		ppbV	1	1/26/2011 10:49:00 PM
trans-1,3-Dichloropropene	< 0.15	0.15		ppbV	1	1/26/2011 10:49:00 PM
Trichloroethene	0.12	0.040		ppbV	1	1/26/2011 10:49:00 PM
Vinyl acetate	< 0.15	0.15		ppbV	1	1/26/2011 10:49:00 PM
Vinyl Bromide	< 0.15	0.15		ppbV	1	1/26/2011 10:49:00 PM
Vinyl chloride	< 0.040	0.040		ppbV	1	1/26/2011 10:49:00 PM
Surr: Bromofluorobenzene	103	70-130		%REC	1	1/26/2011 10:49:00 PM

Qualifiers:

**	Reporting Limit
B	Analyte detected in the associated Method Blank
H	Holding times for preparation or analysis exceeded
JN	Non-routine analyte. Quantitation estimated.
S	Spike Recovery outside accepted recovery limits
.	Results reported are not blank corrected
E	Value above quantitation range
J	Analyte detected at or below quantitation limits
ND	Not Detected at the Reporting Limit

Centek Laboratories, LLC

Date: *24-Feb-11*

CLIENT:	Arcadis	**Client Sample ID:**	IA-VMP 2B
Lab Order:	C1101036	**Tag Number:**	475,400
Project:	Lockheed Martin NJ001014.0001	**Collection Date:**	1/25/2011
Lab ID:	C1101036-004A	**Matrix:**	AIR

Analyses	Result	**Limit	Qual	Units	DF	Date Analyzed
1UG/M3 W/ 0.25UG/M3 CT-TCE-VC		**TO-15**				Analyst: LL
1,1,1-Trichloroethane	< 0.83	0.83		ug/m3	1	1/26/2011 10:49:00 PM
1,1,2,2-Tetrachloroethane	< 1.0	1.0		ug/m3	1	1/26/2011 10:49:00 PM
1,1,2-Trichloroethane	< 0.83	0.83		ug/m3	1	1/26/2011 10:49:00 PM
1,1-Dichloroethane	< 0.62	0.62		ug/m3	1	1/26/2011 10:49:00 PM
1,1-Dichloroethene	< 0.60	0.60		ug/m3	1	1/26/2011 10:49:00 PM
1,2,4-Trichlorobenzene	< 1.1	1.1		ug/m3	1	1/26/2011 10:49:00 PM
1,2,4-Trimethylbenzene	8.0	7.5		ug/m3	10	1/26/2011 11:22:00 PM
1,2-Dibromoethane	< 1.2	1.2		ug/m3	1	1/26/2011 10:49:00 PM
1,2-Dichlorobenzene	< 0.92	0.92		ug/m3	1	1/26/2011 10:49:00 PM
1,2-Dichloroethane	< 0.62	0.62		ug/m3	1	1/26/2011 10:49:00 PM
1,2-Dichloropropane	< 0.70	0.70		ug/m3	1	1/26/2011 10:49:00 PM
1,3,5-Trimethylbenzene	2.7	0.75		ug/m3	1	1/26/2011 10:49:00 PM
1,3-butadiene	< 0.34	0.34		ug/m3	1	1/26/2011 10:49:00 PM
1,3-Dichlorobenzene	< 0.92	0.92		ug/m3	1	1/26/2011 10:49:00 PM
1,4-Dichlorobenzene	< 0.92	0.92		ug/m3	1	1/26/2011 10:49:00 PM
1,4-Dioxane	< 1.1	1.1		ug/m3	1	1/26/2011 10:49:00 PM
2,2,4-trimethylpentane	< 0.71	0.71		ug/m3	1	1/26/2011 10:49:00 PM
4-ethyltoluene	2.4	0.75		ug/m3	1	1/26/2011 10:49:00 PM
Acetone	19	7.2		ug/m3	10	1/26/2011 11:22:00 PM
Allyl chloride	< 0.48	0.48		ug/m3	1	1/26/2011 10:49:00 PM
Benzene	1.3	0.49		ug/m3	1	1/26/2011 10:49:00 PM
Benzyl chloride	< 0.88	0.88		ug/m3	1	1/26/2011 10:49:00 PM
Bromodichloromethane	< 1.0	1.0		ug/m3	1	1/26/2011 10:49:00 PM
Bromoform	< 1.6	1.6		ug/m3	1	1/26/2011 10:49:00 PM
Bromomethane	< 0.59	0.59		ug/m3	1	1/26/2011 10:49:00 PM
Carbon disulfide	< 0.47	0.47		ug/m3	1	1/26/2011 10:49:00 PM
Carbon tetrachloride	0.32	0.26		ug/m3	1	1/26/2011 10:49:00 PM
Chlorobenzene	1.4	0.70		ug/m3	1	1/26/2011 10:49:00 PM
Chloroethane	< 0.40	0.40		ug/m3	1	1/26/2011 10:49:00 PM
Chloroform	< 0.74	0.74		ug/m3	1	1/26/2011 10:49:00 PM
Chloromethane	0.86	0.31		ug/m3	1	1/26/2011 10:49:00 PM
cis-1,2-Dichloroethene	< 0.60	0.60		ug/m3	1	1/26/2011 10:49:00 PM
cis-1,3-Dichloropropene	< 0.69	0.69		ug/m3	1	1/26/2011 10:49:00 PM
Cyclohexane	15	5.2		ug/m3	10	1/26/2011 11:22:00 PM
Dibromochloromethane	< 1.3	1.3		ug/m3	1	1/26/2011 10:49:00 PM
Ethyl acetate	< 0.92	0.92		ug/m3	1	1/26/2011 10:49:00 PM
Ethylbenzene	0.79	0.66		ug/m3	1	1/26/2011 10:49:00 PM
Freon 11	2.1	0.86		ug/m3	1	1/26/2011 10:49:00 PM
Freon 113	< 1.2	1.2		ug/m3	1	1/26/2011 10:49:00 PM
Freon 114	< 1.1	1.1		ug/m3	1	1/26/2011 10:49:00 PM

Qualifiers:

**	Reporting Limit	.	Results reported are not blank corrected
B	Analyte detected in the associated Method Blank	E	Value above quantitation range
H	Holding times for preparation or analysis exceeded	J	Analyte detected at or below quantitation limits
JN	Non-routine analyte. Quantitation estimated.	ND	Not Detected at the Reporting Limit
S	Spike Recovery outside accepted recovery limits		

Centek Laboratories, LLC

Date: *24-Feb-11*

CLIENT:	Arcadis	**Client Sample ID:**	IA-VMP 2B
Lab Order:	C1101036	**Tag Number:**	475,400
Project:	Lockheed Martin NJ001014.0001	**Collection Date:**	1/25/2011
Lab ID:	C1101036-004A	**Matrix:**	AIR

Analyses	Result	**Limit	Qual	Units	DF	Date Analyzed
1UG/M3 W/ 0.25UG/M3 CT-TCE-VC		TO-15				Analyst: LL
Freon 12	2.2	0.75		ug/m3	1	1/26/2011 10:49:00 PM
Heptane	6.5	0.62		ug/m3	1	1/26/2011 10:49:00 PM
Hexachloro-1,3-butadiene	< 1.6	1.6		ug/m3	1	1/26/2011 10:49:00 PM
Hexane	1.2	0.54		ug/m3	1	1/26/2011 10:49:00 PM
Isopropyl alcohol	290	30		ug/m3	80	1/28/2011 7:59:00 AM
m&p-Xylene	1.6	1.3		ug/m3	1	1/26/2011 10:49:00 PM
Methyl Butyl Ketone	< 1.2	1.2		ug/m3	1	1/26/2011 10:49:00 PM
Methyl Ethyl Ketone	< 0.90	0.90		ug/m3	1	1/26/2011 10:49:00 PM
Methyl Isobutyl Ketone	< 1.2	1.2		ug/m3	1	1/26/2011 10:49:00 PM
Methyl tert-butyl ether	< 0.55	0.55		ug/m3	1	1/26/2011 10:49:00 PM
Methylene chloride	18	5.3		ug/m3	10	1/26/2011 11:22:00 PM
o-Xylene	0.88	0.66		ug/m3	1	1/26/2011 10:49:00 PM
Propylene	< 0.26	0.26		ug/m3	1	1/26/2011 10:49:00 PM
Styrene	5.1	0.65		ug/m3	1	1/26/2011 10:49:00 PM
Tetrachloroethylene	< 1.0	1.0		ug/m3	1	1/26/2011 10:49:00 PM
Tetrahydrofuran	< 0.45	0.45		ug/m3	1	1/26/2011 10:49:00 PM
Toluene	3.0	0.57		ug/m3	1	1/26/2011 10:49:00 PM
trans-1,2-Dichloroethene	< 0.60	0.60		ug/m3	1	1/26/2011 10:49:00 PM
trans-1,3-Dichloropropene	< 0.69	0.69		ug/m3	1	1/26/2011 10:49:00 PM
Trichloroethene	0.66	0.22		ug/m3	1	1/26/2011 10:49:00 PM
Vinyl acetate	< 0.54	0.54		ug/m3	1	1/26/2011 10:49:00 PM
Vinyl Bromide	< 0.67	0.67		ug/m3	1	1/26/2011 10:49:00 PM
Vinyl chloride	< 0.10	0.10		ug/m3	1	1/26/2011 10:49:00 PM

Qualifiers:

**	Reporting Limit
B	Analyte detected in the associated Method Blank
H	Holding times for preparation or analysis exceeded
JN	Non-routine analyte. Quantitation estimated.
S	Spike Recovery outside accepted recovery limits
.	Results reported are not blank corrected
E	Value above quantitation range
J	Analyte detected at or below quantitation limits
ND	Not Detected at the Reporting Limit

Centek Laboratories, LLC

Date: *24-Feb-11*

CLIENT:	Arcadis	**Client Sample ID:**	IA-DUPE
Lab Order:	C1101036	**Tag Number:**	358,400
Project:	Lockheed Martin NJ001014.0001	**Collection Date:**	1/25/2011
Lab ID:	C1101036-005A	**Matrix:**	AIR

Analyses	Result	**Limit	Qual	Units	DF	Date Analyzed
FIELD PARAMETERS		FLD				Analyst:
Lab Vacuum In	-5			"Hg		1/26/2011
Lab Vacuum Out	-30			"Hg		1/26/2011
1UG/M3 W/ 0.25UG/M3 CT-TCE-VC		TO-15				Analyst: LL
1,1,1-Trichloroethane	< 0.15	0.15		ppbV	1	1/26/2011 11:57:00 PM
1,1,2,2-Tetrachloroethane	< 0.15	0.15		ppbV	1	1/26/2011 11:57:00 PM
1,1,2-Trichloroethane	< 0.15	0.15		ppbV	1	1/26/2011 11:57:00 PM
1,1-Dichloroethane	< 0.15	0.15		ppbV	1	1/26/2011 11:57:00 PM
1,1-Dichloroethene	< 0.15	0.15		ppbV	1	1/26/2011 11:57:00 PM
1,2,4-Trichlorobenzene	< 0.15	0.15		ppbV	1	1/26/2011 11:57:00 PM
1,2,4-Trimethylbenzene	1.7	1.5		ppbV	10	1/27/2011 12:31:00 AM
1,2-Dibromoethane	< 0.15	0.15		ppbV	1	1/26/2011 11:57:00 PM
1,2-Dichlorobenzene	< 0.15	0.15		ppbV	1	1/26/2011 11:57:00 PM
1,2-Dichloroethane	< 0.15	0.15		ppbV	1	1/26/2011 11:57:00 PM
1,2-Dichloropropane	< 0.15	0.15		ppbV	1	1/26/2011 11:57:00 PM
1,3,5-Trimethylbenzene	0.53	0.15		ppbV	1	1/26/2011 11:57:00 PM
1,3-butadiene	< 0.15	0.15		ppbV	1	1/26/2011 11:57:00 PM
1,3-Dichlorobenzene	< 0.15	0.15		ppbV	1	1/26/2011 11:57:00 PM
1,4-Dichlorobenzene	< 0.15	0.15		ppbV	1	1/26/2011 11:57:00 PM
1,4-Dioxane	< 0.30	0.30		ppbV	1	1/26/2011 11:57:00 PM
2,2,4-trimethylpentane	< 0.15	0.15		ppbV	1	1/26/2011 11:57:00 PM
4-ethyltoluene	0.47	0.15		ppbV	1	1/26/2011 11:57:00 PM
Acetone	9.9	3.0		ppbV	10	1/27/2011 12:31:00 AM
Allyl chloride	< 0.15	0.15		ppbV	1	1/26/2011 11:57:00 PM
Benzene	0.35	0.15		ppbV	1	1/26/2011 11:57:00 PM
Benzyl chloride	< 0.15	0.15		ppbV	1	1/26/2011 11:57:00 PM
Bromodichloromethane	< 0.15	0.15		ppbV	1	1/26/2011 11:57:00 PM
Bromoform	< 0.15	0.15		ppbV	1	1/26/2011 11:57:00 PM
Bromomethane	< 0.15	0.15		ppbV	1	1/26/2011 11:57:00 PM
Carbon disulfide	< 0.15	0.15		ppbV	1	1/26/2011 11:57:00 PM
Carbon tetrachloride	0.060	0.040		ppbV	1	1/26/2011 11:57:00 PM
Chlorobenzene	0.30	0.15		ppbV	1	1/26/2011 11:57:00 PM
Chloroethane	< 0.15	0.15		ppbV	1	1/26/2011 11:57:00 PM
Chloroform	< 0.15	0.15		ppbV	1	1/26/2011 11:57:00 PM
Chloromethane	0.33	0.15		ppbV	1	1/26/2011 11:57:00 PM
cis-1,2-Dichloroethene	< 0.15	0.15		ppbV	1	1/26/2011 11:57:00 PM
cis-1,3-Dichloropropene	< 0.15	0.15		ppbV	1	1/26/2011 11:57:00 PM
Cyclohexane	3.8	1.5		ppbV	10	1/27/2011 12:31:00 AM
Dibromochloromethane	< 0.15	0.15		ppbV	1	1/26/2011 11:57:00 PM
Ethyl acetate	< 0.25	0.25		ppbV	1	1/26/2011 11:57:00 PM

Qualifiers:

**	Reporting Limit	.	Results reported are not blank corrected
B	Analyte detected in the associated Method Blank	E	Value above quantitation range
H	Holding times for preparation or analysis exceeded	J	Analyte detected at or below quantitation limits
JN	Non-routine analyte. Quantitation estimated.	ND	Not Detected at the Reporting Limit
S	Spike Recovery outside accepted recovery limits		

Centek Laboratories, LLC

Date: *24-Feb-11*

CLIENT:	Arcadis	**Client Sample ID:**	IA-DUPE
Lab Order:	C1101036	**Tag Number:**	358,400
Project:	Lockheed Martin NJ001014.0001	**Collection Date:**	1/25/2011
Lab ID:	C1101036-005A	**Matrix:**	AIR

Analyses	Result	**Limit	Qual	Units	DF	Date Analyzed
1UG/M3 W/ 0.25UG/M3 CT-TCE-VC		TO-15				Analyst: LL
Ethylbenzene	0.19	0.15		ppbV	1	1/26/2011 11:57:00 PM
Freon 11	0.34	0.15		ppbV	1	1/26/2011 11:57:00 PM
Freon 113	< 0.15	0.15		ppbV	1	1/26/2011 11:57:00 PM
Freon 114	< 0.15	0.15		ppbV	1	1/26/2011 11:57:00 PM
Freon 12	0.44	0.15		ppbV	1	1/26/2011 11:57:00 PM
Heptane	1.4	0.15		ppbV	1	1/26/2011 11:57:00 PM
Hexachloro-1,3-butadiene	< 0.15	0.15		ppbV	1	1/26/2011 11:57:00 PM
Hexane	0.28	0.15		ppbV	1	1/26/2011 11:57:00 PM
Isopropyl alcohol	130	12		ppbV	80	1/28/2011 8:31:00 AM
m&p-Xylene	0.37	0.30		ppbV	1	1/26/2011 11:57:00 PM
Methyl Butyl Ketone	< 0.30	0.30		ppbV	1	1/26/2011 11:57:00 PM
Methyl Ethyl Ketone	< 0.30	0.30		ppbV	1	1/26/2011 11:57:00 PM
Methyl Isobutyl Ketone	< 0.30	0.30		ppbV	1	1/26/2011 11:57:00 PM
Methyl tert-butyl ether	< 0.15	0.15		ppbV	1	1/26/2011 11:57:00 PM
Methylene chloride	5.6	1.5		ppbV	10	1/27/2011 12:31:00 AM
o-Xylene	0.22	0.15		ppbV	1	1/26/2011 11:57:00 PM
Propylene	< 0.15	0.15		ppbV	1	1/26/2011 11:57:00 PM
Styrene	1.0	0.15		ppbV	1	1/26/2011 11:57:00 PM
Tetrachloroethylene	< 0.15	0.15		ppbV	1	1/26/2011 11:57:00 PM
Tetrahydrofuran	< 0.15	0.15		ppbV	1	1/26/2011 11:57:00 PM
Toluene	0.75	0.15		ppbV	1	1/26/2011 11:57:00 PM
trans-1,2-Dichloroethene	< 0.15	0.15		ppbV	1	1/26/2011 11:57:00 PM
trans-1,3-Dichloropropene	< 0.15	0.15		ppbV	1	1/26/2011 11:57:00 PM
Trichloroethene	0.11	0.040		ppbV	1	1/26/2011 11:57:00 PM
Vinyl acetate	< 0.15	0.15		ppbV	1	1/26/2011 11:57:00 PM
Vinyl Bromide	< 0.15	0.15		ppbV	1	1/26/2011 11:57:00 PM
Vinyl chloride	< 0.040	0.040		ppbV	1	1/26/2011 11:57:00 PM
Surr: Bromofluorobenzene	104	70-130		%REC	1	1/26/2011 11:57:00 PM

Qualifiers:

**	Reporting Limit	.	Results reported are not blank corrected
B	Analyte detected in the associated Method Blank	E	Value above quantitation range
H	Holding times for preparation or analysis exceeded	J	Analyte detected at or below quantitation limits
JN	Non-routine analyte. Quantitation estimated.	ND	Not Detected at the Reporting Limit
S	Spike Recovery outside accepted recovery limits		

Centek Laboratories, LLC

Date: *24-Feb-11*

CLIENT:	Arcadis	**Client Sample ID:**	IA-DUPE
Lab Order:	C1101036	**Tag Number:**	358,400
Project:	Lockheed Martin NJ001014.0001	**Collection Date:**	1/25/2011
Lab ID:	C1101036-005A	**Matrix:**	AIR

Analyses	Result	**Limit	Qual	Units	DF	Date Analyzed
1UG/M3 W/ 0.25UG/M3 CT-TCE-VC		TO-15				Analyst: LL
1,1,1-Trichloroethane	< 0.83	0.83		ug/m3	1	1/26/2011 11:57:00 PM
1,1,2,2-Tetrachloroethane	< 1.0	1.0		ug/m3	1	1/26/2011 11:57:00 PM
1,1,2-Trichloroethane	< 0.83	0.83		ug/m3	1	1/26/2011 11:57:00 PM
1,1-Dichloroethane	< 0.62	0.62		ug/m3	1	1/26/2011 11:57:00 PM
1,1-Dichloroethene	< 0.60	0.60		ug/m3	1	1/26/2011 11:57:00 PM
1,2,4-Trichlorobenzene	< 1.1	1.1		ug/m3	1	1/26/2011 11:57:00 PM
1,2,4-Trimethylbenzene	8.5	7.5		ug/m3	10	1/27/2011 12:31:00 AM
1,2-Dibromoethane	< 1.2	1.2		ug/m3	1	1/26/2011 11:57:00 PM
1,2-Dichlorobenzene	< 0.92	0.92		ug/m3	1	1/26/2011 11:57:00 PM
1,2-Dichloroethane	< 0.62	0.62		ug/m3	1	1/26/2011 11:57:00 PM
1,2-Dichloropropane	< 0.70	0.70		ug/m3	1	1/26/2011 11:57:00 PM
1,3,5-Trimethylbenzene	2.6	0.75		ug/m3	1	1/26/2011 11:57:00 PM
1,3-butadiene	< 0.34	0.34		ug/m3	1	1/26/2011 11:57:00 PM
1,3-Dichlorobenzene	< 0.92	0.92		ug/m3	1	1/26/2011 11:57:00 PM
1,4-Dichlorobenzene	< 0.92	0.92		ug/m3	1	1/26/2011 11:57:00 PM
1,4-Dioxane	< 1.1	1.1		ug/m3	1	1/26/2011 11:57:00 PM
2,2,4-trimethylpentane	< 0.71	0.71		ug/m3	1	1/26/2011 11:57:00 PM
4-ethyltoluene	2.3	0.75		ug/m3	1	1/26/2011 11:57:00 PM
Acetone	24	7.2		ug/m3	10	1/27/2011 12:31:00 AM
Allyl chloride	< 0.48	0.48		ug/m3	1	1/26/2011 11:57:00 PM
Benzene	1.1	0.49		ug/m3	1	1/26/2011 11:57:00 PM
Benzyl chloride	< 0.88	0.88		ug/m3	1	1/26/2011 11:57:00 PM
Bromodichloromethane	< 1.0	1.0		ug/m3	1	1/26/2011 11:57:00 PM
Bromoform	< 1.6	1.6		ug/m3	1	1/26/2011 11:57:00 PM
Bromomethane	< 0.59	0.59		ug/m3	1	1/26/2011 11:57:00 PM
Carbon disulfide	< 0.47	0.47		ug/m3	1	1/26/2011 11:57:00 PM
Carbon tetrachloride	0.38	0.26		ug/m3	1	1/26/2011 11:57:00 PM
Chlorobenzene	1.4	0.70		ug/m3	1	1/26/2011 11:57:00 PM
Chloroethane	< 0.40	0.40		ug/m3	1	1/26/2011 11:57:00 PM
Chloroform	< 0.74	0.74		ug/m3	1	1/26/2011 11:57:00 PM
Chloromethane	0.69	0.31		ug/m3	1	1/26/2011 11:57:00 PM
cis-1,2-Dichloroethene	< 0.60	0.60		ug/m3	1	1/26/2011 11:57:00 PM
cis-1,3-Dichloropropene	< 0.69	0.69		ug/m3	1	1/26/2011 11:57:00 PM
Cyclohexane	13	5.2		ug/m3	10	1/27/2011 12:31:00 AM
Dibromochloromethane	< 1.3	1.3		ug/m3	1	1/26/2011 11:57:00 PM
Ethyl acetate	< 0.92	0.92		ug/m3	1	1/26/2011 11:57:00 PM
Ethylbenzene	0.84	0.66		ug/m3	1	1/26/2011 11:57:00 PM
Freon 11	1.9	0.86		ug/m3	1	1/26/2011 11:57:00 PM
Freon 113	< 1.2	1.2		ug/m3	1	1/26/2011 11:57:00 PM
Freon 114	< 1.1	1.1		ug/m3	1	1/26/2011 11:57:00 PM

Qualifiers:

**	Reporting Limit	.	Results reported are not blank corrected
B	Analyte detected in the associated Method Blank	E	Value above quantitation range
H	Holding times for preparation or analysis exceeded	J	Analyte detected at or below quantitation limits
JN	Non-routine analyte. Quantitation estimated.	ND	Not Detected at the Reporting Limit
S	Spike Recovery outside accepted recovery limits		

Centek Laboratories, LLC

Date: *24-Feb-11*

CLIENT:	Arcadis	**Client Sample ID:**	IA-DUPE
Lab Order:	C1101036	**Tag Number:**	358,400
Project:	Lockheed Martin NJ001014.0001	**Collection Date:**	1/25/2011
Lab ID:	C1101036-005A	**Matrix:**	AIR

Analyses	Result	**Limit	Qual	Units	DF	Date Analyzed
1UG/M3 W/ 0.25UG/M3 CT-TCE-VC		TO-15				Analyst: LL
Freon 12	2.2	0.75		ug/m3	1	1/26/2011 11:57:00 PM
Heptane	6.0	0.62		ug/m3	1	1/26/2011 11:57:00 PM
Hexachloro-1,3-butadiene	< 1.6	1.6		ug/m3	1	1/26/2011 11:57:00 PM
Hexane	1.0	0.54		ug/m3	1	1/26/2011 11:57:00 PM
Isopropyl alcohol	310	30		ug/m3	80	1/28/2011 8:31:00 AM
m&p-Xylene	1.6	1.3		ug/m3	1	1/26/2011 11:57:00 PM
Methyl Butyl Ketone	< 1.2	1.2		ug/m3	1	1/26/2011 11:57:00 PM
Methyl Ethyl Ketone	< 0.90	0.90		ug/m3	1	1/26/2011 11:57:00 PM
Methyl Isobutyl Ketone	< 1.2	1.2		ug/m3	1	1/26/2011 11:57:00 PM
Methyl tert-butyl ether	< 0.55	0.55		ug/m3	1	1/26/2011 11:57:00 PM
Methylene chloride	20	5.3		ug/m3	10	1/27/2011 12:31:00 AM
o-Xylene	0.97	0.66		ug/m3	1	1/26/2011 11:57:00 PM
Propylene	< 0.26	0.26		ug/m3	1	1/26/2011 11:57:00 PM
Styrene	4.4	0.65		ug/m3	1	1/26/2011 11:57:00 PM
Tetrachloroethylene	< 1.0	1.0		ug/m3	1	1/26/2011 11:57:00 PM
Tetrahydrofuran	< 0.45	0.45		ug/m3	1	1/26/2011 11:57:00 PM
Toluene	2.9	0.57		ug/m3	1	1/26/2011 11:57:00 PM
trans-1,2-Dichloroethene	< 0.60	0.60		ug/m3	1	1/26/2011 11:57:00 PM
trans-1,3-Dichloropropene	< 0.69	0.69		ug/m3	1	1/26/2011 11:57:00 PM
Trichloroethene	0.60	0.22		ug/m3	1	1/26/2011 11:57:00 PM
Vinyl acetate	< 0.54	0.54		ug/m3	1	1/26/2011 11:57:00 PM
Vinyl Bromide	< 0.67	0.67		ug/m3	1	1/26/2011 11:57:00 PM
Vinyl chloride	< 0.10	0.10		ug/m3	1	1/26/2011 11:57:00 PM

Qualifiers:

**	Reporting Limit	.	Results reported are not blank corrected
B	Analyte detected in the associated Method Blank	E	Value above quantitation range
H	Holding times for preparation or analysis exceeded	J	Analyte detected at or below quantitation limits
JN	Non-routine analyte. Quantitation estimated.	ND	Not Detected at the Reporting Limit
S	Spike Recovery outside accepted recovery limits		

Centek Laboratories, LLC

Date: *24-Feb-11*

CLIENT:	Arcadis	**Client Sample ID:**	IA-VMP 2C
Lab Order:	C1101036	**Tag Number:**	170,401
Project:	Lockheed Martin NJ001014.0001	**Collection Date:**	1/25/2011
Lab ID:	C1101036-006A	**Matrix:**	AIR

Analyses	Result	**Limit	Qual	Units	DF	Date Analyzed
FIELD PARAMETERS		FLD				Analyst:
Lab Vacuum In	-5			"Hg		1/26/2011
Lab Vacuum Out	-30			"Hg		1/26/2011
1UG/M3 W/ 0.25UG/M3 CT-TCE-VC		TO-15				Analyst: LL
1,1,1-Trichloroethane	< 0.15	0.15		ppbV	1	1/27/2011 1:41:00 AM
1,1,2,2-Tetrachloroethane	< 0.15	0.15		ppbV	1	1/27/2011 1:41:00 AM
1,1,2-Trichloroethane	< 0.15	0.15		ppbV	1	1/27/2011 1:41:00 AM
1,1-Dichloroethane	< 0.15	0.15		ppbV	1	1/27/2011 1:41:00 AM
1,1-Dichloroethene	< 0.15	0.15		ppbV	1	1/27/2011 1:41:00 AM
1,2,4-Trichlorobenzene	< 0.15	0.15		ppbV	1	1/27/2011 1:41:00 AM
1,2,4-Trimethylbenzene	1.9	1.5		ppbV	10	1/27/2011 2:15:00 AM
1,2-Dibromoethane	< 0.15	0.15		ppbV	1	1/27/2011 1:41:00 AM
1,2-Dichlorobenzene	< 0.15	0.15		ppbV	1	1/27/2011 1:41:00 AM
1,2-Dichloroethane	< 0.15	0.15		ppbV	1	1/27/2011 1:41:00 AM
1,2-Dichloropropane	< 0.15	0.15		ppbV	1	1/27/2011 1:41:00 AM
1,3,5-Trimethylbenzene	0.65	0.15		ppbV	1	1/27/2011 1:41:00 AM
1,3-butadiene	< 0.15	0.15		ppbV	1	1/27/2011 1:41:00 AM
1,3-Dichlorobenzene	< 0.15	0.15		ppbV	1	1/27/2011 1:41:00 AM
1,4-Dichlorobenzene	< 0.15	0.15		ppbV	1	1/27/2011 1:41:00 AM
1,4-Dioxane	< 0.30	0.30		ppbV	1	1/27/2011 1:41:00 AM
2,2,4-trimethylpentane	< 0.15	0.15		ppbV	1	1/27/2011 1:41:00 AM
4-ethyltoluene	0.54	0.15		ppbV	1	1/27/2011 1:41:00 AM
Acetone	10	3.0		ppbV	10	1/27/2011 2:15:00 AM
Allyl chloride	< 0.15	0.15		ppbV	1	1/27/2011 1:41:00 AM
Benzene	0.36	0.15		ppbV	1	1/27/2011 1:41:00 AM
Benzyl chloride	< 0.15	0.15		ppbV	1	1/27/2011 1:41:00 AM
Bromodichloromethane	< 0.15	0.15		ppbV	1	1/27/2011 1:41:00 AM
Bromoform	< 0.15	0.15		ppbV	1	1/27/2011 1:41:00 AM
Bromomethane	< 0.15	0.15		ppbV	1	1/27/2011 1:41:00 AM
Carbon disulfide	< 0.15	0.15		ppbV	1	1/27/2011 1:41:00 AM
Carbon tetrachloride	0.060	0.040		ppbV	1	1/27/2011 1:41:00 AM
Chlorobenzene	0.32	0.15		ppbV	1	1/27/2011 1:41:00 AM
Chloroethane	< 0.15	0.15		ppbV	1	1/27/2011 1:41:00 AM
Chloroform	< 0.15	0.15		ppbV	1	1/27/2011 1:41:00 AM
Chloromethane	0.34	0.15		ppbV	1	1/27/2011 1:41:00 AM
cis-1,2-Dichloroethene	< 0.15	0.15		ppbV	1	1/27/2011 1:41:00 AM
cis-1,3-Dichloropropene	< 0.15	0.15		ppbV	1	1/27/2011 1:41:00 AM
Cyclohexane	4.2	1.5		ppbV	10	1/27/2011 2:15:00 AM
Dibromochloromethane	< 0.15	0.15		ppbV	1	1/27/2011 1:41:00 AM
Ethyl acetate	< 0.25	0.25		ppbV	1	1/27/2011 1:41:00 AM

Qualifiers:

**	Reporting Limit
B	Analyte detected in the associated Method Blank
H	Holding times for preparation or analysis exceeded
JN	Non-routine analyte. Quantitation estimated.
S	Spike Recovery outside accepted recovery limits
.	Results reported are not blank corrected
E	Value above quantitation range
J	Analyte detected at or below quantitation limits
ND	Not Detected at the Reporting Limit

Centek Laboratories, LLC

Date: *24-Feb-11*

CLIENT:	Arcadis	**Client Sample ID:**	IA-VMP 2C
Lab Order:	C1101036	**Tag Number:**	170,401
Project:	Lockheed Martin NJ001014.0001	**Collection Date:**	1/25/2011
Lab ID:	C1101036-006A	**Matrix:**	AIR

Analyses	Result	**Limit	Qual	Units	DF	Date Analyzed
1UG/M3 W/ 0.25UG/M3 CT-TCE-VC		TO-15				Analyst: LL
Ethylbenzene	0.34	0.15		ppbV	1	1/27/2011 1:41:00 AM
Freon 11	0.33	0.15		ppbV	1	1/27/2011 1:41:00 AM
Freon 113	< 0.15	0.15		ppbV	1	1/27/2011 1:41:00 AM
Freon 114	< 0.15	0.15		ppbV	1	1/27/2011 1:41:00 AM
Freon 12	0.44	0.15		ppbV	1	1/27/2011 1:41:00 AM
Heptane	1.5	0.15		ppbV	1	1/27/2011 1:41:00 AM
Hexachloro-1,3-butadiene	< 0.15	0.15		ppbV	1	1/27/2011 1:41:00 AM
Hexane	0.39	0.15		ppbV	1	1/27/2011 1:41:00 AM
Isopropyl alcohol	160	12		ppbV	80	1/28/2011 9:05:00 AM
m&p-Xylene	0.96	0.30		ppbV	1	1/27/2011 1:41:00 AM
Methyl Butyl Ketone	< 0.30	0.30		ppbV	1	1/27/2011 1:41:00 AM
Methyl Ethyl Ketone	< 0.30	0.30		ppbV	1	1/27/2011 1:41:00 AM
Methyl Isobutyl Ketone	< 0.30	0.30		ppbV	1	1/27/2011 1:41:00 AM
Methyl tert-butyl ether	< 0.15	0.15		ppbV	1	1/27/2011 1:41:00 AM
Methylene chloride	5.7	1.5		ppbV	10	1/27/2011 2:15:00 AM
o-Xylene	0.48	0.15		ppbV	1	1/27/2011 1:41:00 AM
Propylene	< 0.15	0.15		ppbV	1	1/27/2011 1:41:00 AM
Styrene	1.2	0.15		ppbV	1	1/27/2011 1:41:00 AM
Tetrachloroethylene	< 0.15	0.15		ppbV	1	1/27/2011 1:41:00 AM
Tetrahydrofuran	< 0.15	0.15		ppbV	1	1/27/2011 1:41:00 AM
Toluene	1.4	0.15		ppbV	1	1/27/2011 1:41:00 AM
trans-1,2-Dichloroethene	< 0.15	0.15		ppbV	1	1/27/2011 1:41:00 AM
trans-1,3-Dichloropropene	< 0.15	0.15		ppbV	1	1/27/2011 1:41:00 AM
Trichloroethene	0.11	0.040		ppbV	1	1/27/2011 1:41:00 AM
Vinyl acetate	< 0.15	0.15		ppbV	1	1/27/2011 1:41:00 AM
Vinyl Bromide	< 0.15	0.15		ppbV	1	1/27/2011 1:41:00 AM
Vinyl chloride	< 0.040	0.040		ppbV	1	1/27/2011 1:41:00 AM
Surr: Bromofluorobenzene	104	70-130		%REC	1	1/27/2011 1:41:00 AM

Qualifiers:

**	Reporting Limit	.	Results reported are not blank corrected
B	Analyte detected in the associated Method Blank	E	Value above quantitation range
H	Holding times for preparation or analysis exceeded	J	Analyte detected at or below quantitation limits
JN	Non-routine analyte. Quantitation estimated.	ND	Not Detected at the Reporting Limit
S	Spike Recovery outside accepted recovery limits		

Centek Laboratories, LLC

Date: *24-Feb-11*

CLIENT: Arcadis
Lab Order: C1101036
Project: Lockheed Martin NJ001014.0001
Lab ID: C1101036-006A

Client Sample ID: IA-VMP 2C
Tag Number: 170,401
Collection Date: 1/25/2011
Matrix: AIR

Analyses	Result	**Limit	Qual	Units	DF	Date Analyzed
1UG/M3 W/ 0.25UG/M3 CT-TCE-VC		TO-15				Analyst: LL
1,1,1-Trichloroethane	< 0.83	0.83		ug/m3	1	1/27/2011 1:41:00 AM
1,1,2,2-Tetrachloroethane	< 1.0	1.0		ug/m3	1	1/27/2011 1:41:00 AM
1,1,2-Trichloroethane	< 0.83	0.83		ug/m3	1	1/27/2011 1:41:00 AM
1,1-Dichloroethane	< 0.62	0.62		ug/m3	1	1/27/2011 1:41:00 AM
1,1-Dichloroethene	< 0.60	0.60		ug/m3	1	1/27/2011 1:41:00 AM
1,2,4-Trichlorobenzene	< 1.1	1.1		ug/m3	1	1/27/2011 1:41:00 AM
1,2,4-Trimethylbenzene	9.5	7.5		ug/m3	10	1/27/2011 2:15:00 AM
1,2-Dibromoethane	< 1.2	1.2		ug/m3	1	1/27/2011 1:41:00 AM
1,2-Dichlorobenzene	< 0.92	0.92		ug/m3	1	1/27/2011 1:41:00 AM
1,2-Dichloroethane	< 0.62	0.62		ug/m3	1	1/27/2011 1:41:00 AM
1,2-Dichloropropane	< 0.70	0.70		ug/m3	1	1/27/2011 1:41:00 AM
1,3,5-Trimethylbenzene	3.2	0.75		ug/m3	1	1/27/2011 1:41:00 AM
1,3-butadiene	< 0.34	0.34		ug/m3	1	1/27/2011 1:41:00 AM
1,3-Dichlorobenzene	< 0.92	0.92		ug/m3	1	1/27/2011 1:41:00 AM
1,4-Dichlorobenzene	< 0.92	0.92		ug/m3	1	1/27/2011 1:41:00 AM
1,4-Dioxane	< 1.1	1.1		ug/m3	1	1/27/2011 1:41:00 AM
2,2,4-trimethylpentane	< 0.71	0.71		ug/m3	1	1/27/2011 1:41:00 AM
4-ethyltoluene	2.7	0.75		ug/m3	1	1/27/2011 1:41:00 AM
Acetone	25	7.2		ug/m3	10	1/27/2011 2:15:00 AM
Allyl chloride	< 0.48	0.48		ug/m3	1	1/27/2011 1:41:00 AM
Benzene	1.2	0.49		ug/m3	1	1/27/2011 1:41:00 AM
Benzyl chloride	< 0.88	0.88		ug/m3	1	1/27/2011 1:41:00 AM
Bromodichloromethane	< 1.0	1.0		ug/m3	1	1/27/2011 1:41:00 AM
Bromoform	< 1.6	1.6		ug/m3	1	1/27/2011 1:41:00 AM
Bromomethane	< 0.59	0.59		ug/m3	1	1/27/2011 1:41:00 AM
Carbon disulfide	< 0.47	0.47		ug/m3	1	1/27/2011 1:41:00 AM
Carbon tetrachloride	0.38	0.26		ug/m3	1	1/27/2011 1:41:00 AM
Chlorobenzene	1.5	0.70		ug/m3	1	1/27/2011 1:41:00 AM
Chloroethane	< 0.40	0.40		ug/m3	1	1/27/2011 1:41:00 AM
Chloroform	< 0.74	0.74		ug/m3	1	1/27/2011 1:41:00 AM
Chloromethane	0.71	0.31		ug/m3	1	1/27/2011 1:41:00 AM
cis-1,2-Dichloroethene	< 0.60	0.60		ug/m3	1	1/27/2011 1:41:00 AM
cis-1,3-Dichloropropene	< 0.69	0.69		ug/m3	1	1/27/2011 1:41:00 AM
Cyclohexane	15	5.2		ug/m3	10	1/27/2011 2:15:00 AM
Dibromochloromethane	< 1.3	1.3		ug/m3	1	1/27/2011 1:41:00 AM
Ethyl acetate	< 0.92	0.92		ug/m3	1	1/27/2011 1:41:00 AM
Ethylbenzene	1.5	0.66		ug/m3	1	1/27/2011 1:41:00 AM
Freon 11	1.9	0.86		ug/m3	1	1/27/2011 1:41:00 AM
Freon 113	< 1.2	1.2		ug/m3	1	1/27/2011 1:41:00 AM
Freon 114	< 1.1	1.1		ug/m3	1	1/27/2011 1:41:00 AM

Qualifiers:

**	Reporting Limit
B	Analyte detected in the associated Method Blank
H	Holding times for preparation or analysis exceeded
JN	Non-routine analyte. Quantitation estimated.
S	Spike Recovery outside accepted recovery limits
.	Results reported are not blank corrected
E	Value above quantitation range
J	Analyte detected at or below quantitation limits
ND	Not Detected at the Reporting Limit

Centek Laboratories, LLC

Date: *24-Feb-11*

CLIENT:	Arcadis	**Client Sample ID:**	IA-VMP 2C
Lab Order:	C1101036	**Tag Number:**	170,401
Project:	Lockheed Martin NJ001014.0001	**Collection Date:**	1/25/2011
Lab ID:	C1101036-006A	**Matrix:**	AIR

Analyses	Result	**Limit	Qual	Units	DF	Date Analyzed
1UG/M3 W/ 0.25UG/M3 CT-TCE-VC		TO-15				Analyst: LL
Freon 12	2.2	0.75		ug/m3	1	1/27/2011 1:41:00 AM
Heptane	6.3	0.62		ug/m3	1	1/27/2011 1:41:00 AM
Hexachloro-1,3-butadiene	< 1.6	1.6		ug/m3	1	1/27/2011 1:41:00 AM
Hexane	1.4	0.54		ug/m3	1	1/27/2011 1:41:00 AM
Isopropyl alcohol	410	30		ug/m3	80	1/28/2011 9:05:00 AM
m&p-Xylene	4.2	1.3		ug/m3	1	1/27/2011 1:41:00 AM
Methyl Butyl Ketone	< 1.2	1.2		ug/m3	1	1/27/2011 1:41:00 AM
Methyl Ethyl Ketone	< 0.90	0.90		ug/m3	1	1/27/2011 1:41:00 AM
Methyl Isobutyl Ketone	< 1.2	1.2		ug/m3	1	1/27/2011 1:41:00 AM
Methyl tert-butyl ether	< 0.55	0.55		ug/m3	1	1/27/2011 1:41:00 AM
Methylene chloride	20	5.3		ug/m3	10	1/27/2011 2:15:00 AM
o-Xylene	2.1	0.66		ug/m3	1	1/27/2011 1:41:00 AM
Propylene	< 0.26	0.26		ug/m3	1	1/27/2011 1:41:00 AM
Styrene	5.2	0.65		ug/m3	1	1/27/2011 1:41:00 AM
Tetrachloroethylene	< 1.0	1.0		ug/m3	1	1/27/2011 1:41:00 AM
Tetrahydrofuran	< 0.45	0.45		ug/m3	1	1/27/2011 1:41:00 AM
Toluene	5.2	0.57		ug/m3	1	1/27/2011 1:41:00 AM
trans-1,2-Dichloroethene	< 0.60	0.60		ug/m3	1	1/27/2011 1:41:00 AM
trans-1,3-Dichloropropene	< 0.69	0.69		ug/m3	1	1/27/2011 1:41:00 AM
Trichloroethene	0.60	0.22		ug/m3	1	1/27/2011 1:41:00 AM
Vinyl acetate	< 0.54	0.54		ug/m3	1	1/27/2011 1:41:00 AM
Vinyl Bromide	< 0.67	0.67		ug/m3	1	1/27/2011 1:41:00 AM
Vinyl chloride	< 0.10	0.10		ug/m3	1	1/27/2011 1:41:00 AM

Qualifiers:

**	Reporting Limit	.	Results reported are not blank corrected
B	Analyte detected in the associated Method Blank	E	Value above quantitation range
H	Holding times for preparation or analysis exceeded	J	Analyte detected at or below quantitation limits
JN	Non-routine analyte. Quantitation estimated.	ND	Not Detected at the Reporting Limit
S	Spike Recovery outside accepted recovery limits		

Centek Laboratories, LLC

Date: *24-Feb-11*

CLIENT:	Arcadis	**Client Sample ID:**	IA-VMP 1B
Lab Order:	C1101036	**Tag Number:**	201,375
Project:	Lockheed Martin NJ001014.0001	**Collection Date:**	1/25/2011
Lab ID:	C1101036-007A	**Matrix:**	AIR

Analyses	Result	**Limit	Qual	Units	DF	Date Analyzed
FIELD PARAMETERS		FLD				Analyst:
Lab Vacuum In	-5			"Hg		1/26/2011
Lab Vacuum Out	-30			"Hg		1/26/2011
1UG/M3 W/ 0.25UG/M3 CT-TCE-VC		TO-15				Analyst: LL
1,1,1-Trichloroethane	< 0.15	0.15		ppbV	1	1/27/2011 2:50:00 AM
1,1,2,2-Tetrachloroethane	< 0.15	0.15		ppbV	1	1/27/2011 2:50:00 AM
1,1,2-Trichloroethane	< 0.15	0.15		ppbV	1	1/27/2011 2:50:00 AM
1,1-Dichloroethane	< 0.15	0.15		ppbV	1	1/27/2011 2:50:00 AM
1,1-Dichloroethene	< 0.15	0.15		ppbV	1	1/27/2011 2:50:00 AM
1,2,4-Trichlorobenzene	< 0.15	0.15		ppbV	1	1/27/2011 2:50:00 AM
1,2,4-Trimethylbenzene	1.8	0.15		ppbV	1	1/27/2011 2:50:00 AM
1,2-Dibromoethane	< 0.15	0.15		ppbV	1	1/27/2011 2:50:00 AM
1,2-Dichlorobenzene	< 0.15	0.15		ppbV	1	1/27/2011 2:50:00 AM
1,2-Dichloroethane	< 0.15	0.15		ppbV	1	1/27/2011 2:50:00 AM
1,2-Dichloropropane	< 0.15	0.15		ppbV	1	1/27/2011 2:50:00 AM
1,3,5-Trimethylbenzene	0.45	0.15		ppbV	1	1/27/2011 2:50:00 AM
1,3-butadiene	< 0.15	0.15		ppbV	1	1/27/2011 2:50:00 AM
1,3-Dichlorobenzene	< 0.15	0.15		ppbV	1	1/27/2011 2:50:00 AM
1,4-Dichlorobenzene	< 0.15	0.15		ppbV	1	1/27/2011 2:50:00 AM
1,4-Dioxane	< 0.30	0.30		ppbV	1	1/27/2011 2:50:00 AM
2,2,4-trimethylpentane	< 0.15	0.15		ppbV	1	1/27/2011 2:50:00 AM
4-ethyltoluene	0.33	0.15		ppbV	1	1/27/2011 2:50:00 AM
Acetone	4.9	3.0		ppbV	10	1/27/2011 3:24:00 AM
Allyl chloride	< 0.15	0.15		ppbV	1	1/27/2011 2:50:00 AM
Benzene	0.38	0.15		ppbV	1	1/27/2011 2:50:00 AM
Benzyl chloride	< 0.15	0.15		ppbV	1	1/27/2011 2:50:00 AM
Bromodichloromethane	< 0.15	0.15		ppbV	1	1/27/2011 2:50:00 AM
Bromoform	< 0.15	0.15		ppbV	1	1/27/2011 2:50:00 AM
Bromomethane	< 0.15	0.15		ppbV	1	1/27/2011 2:50:00 AM
Carbon disulfide	< 0.15	0.15		ppbV	1	1/27/2011 2:50:00 AM
Carbon tetrachloride	0.060	0.040		ppbV	1	1/27/2011 2:50:00 AM
Chlorobenzene	0.22	0.15		ppbV	1	1/27/2011 2:50:00 AM
Chloroethane	< 0.15	0.15		ppbV	1	1/27/2011 2:50:00 AM
Chloroform	< 0.15	0.15		ppbV	1	1/27/2011 2:50:00 AM
Chloromethane	0.37	0.15		ppbV	1	1/27/2011 2:50:00 AM
cis-1,2-Dichloroethene	< 0.15	0.15		ppbV	1	1/27/2011 2:50:00 AM
cis-1,3-Dichloropropene	< 0.15	0.15		ppbV	1	1/27/2011 2:50:00 AM
Cyclohexane	4.7	1.5		ppbV	10	1/27/2011 3:24:00 AM
Dibromochloromethane	< 0.15	0.15		ppbV	1	1/27/2011 2:50:00 AM
Ethyl acetate	< 0.25	0.25		ppbV	1	1/27/2011 2:50:00 AM

Qualifiers:

**	Reporting Limit
B	Analyte detected in the associated Method Blank
H	Holding times for preparation or analysis exceeded
JN	Non-routine analyte. Quantitation estimated.
S	Spike Recovery outside accepted recovery limits
.	Results reported are not blank corrected
E	Value above quantitation range
J	Analyte detected at or below quantitation limits
ND	Not Detected at the Reporting Limit

Centek Laboratories, LLC

Date: *24-Feb-11*

CLIENT:	Arcadis	**Client Sample ID:**	IA-VMP 1B
Lab Order:	C1101036	**Tag Number:**	201,375
Project:	Lockheed Martin NJ001014.0001	**Collection Date:**	1/25/2011
Lab ID:	C1101036-007A	**Matrix:**	AIR

Analyses	Result	**Limit	Qual	Units	DF	Date Analyzed
1UG/M3 W/ 0.25UG/M3 CT-TCE-VC		TO-15				Analyst: LL
Ethylbenzene	0.19	0.15		ppbV	1	1/27/2011 2:50:00 AM
Freon 11	0.38	0.15		ppbV	1	1/27/2011 2:50:00 AM
Freon 113	< 0.15	0.15		ppbV	1	1/27/2011 2:50:00 AM
Freon 114	< 0.15	0.15		ppbV	1	1/27/2011 2:50:00 AM
Freon 12	0.51	0.15		ppbV	1	1/27/2011 2:50:00 AM
Heptane	1.9	1.5		ppbV	10	1/27/2011 3:24:00 AM
Hexachloro-1,3-butadiene	< 0.15	0.15		ppbV	1	1/27/2011 2:50:00 AM
Hexane	0.29	0.15		ppbV	1	1/27/2011 2:50:00 AM
Isopropyl alcohol	90	6.0		ppbV	40	1/28/2011 9:39:00 AM
m&p-Xylene	0.42	0.30		ppbV	1	1/27/2011 2:50:00 AM
Methyl Butyl Ketone	< 0.30	0.30		ppbV	1	1/27/2011 2:50:00 AM
Methyl Ethyl Ketone	< 0.30	0.30		ppbV	1	1/27/2011 2:50:00 AM
Methyl Isobutyl Ketone	< 0.30	0.30		ppbV	1	1/27/2011 2:50:00 AM
Methyl tert-butyl ether	< 0.15	0.15		ppbV	1	1/27/2011 2:50:00 AM
Methylene chloride	6.0	1.5		ppbV	10	1/27/2011 3:24:00 AM
o-Xylene	0.21	0.15		ppbV	1	1/27/2011 2:50:00 AM
Propylene	< 0.15	0.15		ppbV	1	1/27/2011 2:50:00 AM
Styrene	0.84	0.15		ppbV	1	1/27/2011 2:50:00 AM
Tetrachloroethylene	0.34	0.15		ppbV	1	1/27/2011 2:50:00 AM
Tetrahydrofuran	< 0.15	0.15		ppbV	1	1/27/2011 2:50:00 AM
Toluene	0.90	0.15		ppbV	1	1/27/2011 2:50:00 AM
trans-1,2-Dichloroethene	< 0.15	0.15		ppbV	1	1/27/2011 2:50:00 AM
trans-1,3-Dichloropropene	< 0.15	0.15		ppbV	1	1/27/2011 2:50:00 AM
Trichloroethene	0.13	0.040		ppbV	1	1/27/2011 2:50:00 AM
Vinyl acetate	< 0.15	0.15		ppbV	1	1/27/2011 2:50:00 AM
Vinyl Bromide	< 0.15	0.15		ppbV	1	1/27/2011 2:50:00 AM
Vinyl chloride	< 0.040	0.040		ppbV	1	1/27/2011 2:50:00 AM
Surr: Bromofluorobenzene	117	70-130		%REC	1	1/27/2011 2:50:00 AM

Qualifiers:

**	Reporting Limit
B	Analyte detected in the associated Method Blank
H	Holding times for preparation or analysis exceeded
JN	Non-routine analyte. Quantitation estimated.
S	Spike Recovery outside accepted recovery limits
.	Results reported are not blank corrected
E	Value above quantitation range
J	Analyte detected at or below quantitation limits
ND	Not Detected at the Reporting Limit

Centek Laboratories, LLC

Date: *24-Feb-11*

CLIENT:	Arcadis	**Client Sample ID:**	IA-VMP 1B
Lab Order:	C1101036	**Tag Number:**	201,375
Project:	Lockheed Martin NJ001014.0001	**Collection Date:**	1/25/2011
Lab ID:	C1101036-007A	**Matrix:**	AIR

Analyses	Result	**Limit	Qual	Units	DF	Date Analyzed
1UG/M3 W/ 0.25UG/M3 CT-TCE-VC		TO-15				Analyst: LL
1,1,1-Trichloroethane	< 0.83	0.83		ug/m3	1	1/27/2011 2:50:00 AM
1,1,2,2-Tetrachloroethane	< 1.0	1.0		ug/m3	1	1/27/2011 2:50:00 AM
1,1,2-Trichloroethane	< 0.83	0.83		ug/m3	1	1/27/2011 2:50:00 AM
1,1-Dichloroethane	< 0.62	0.62		ug/m3	1	1/27/2011 2:50:00 AM
1,1-Dichloroethene	< 0.60	0.60		ug/m3	1	1/27/2011 2:50:00 AM
1,2,4-Trichlorobenzene	< 1.1	1.1		ug/m3	1	1/27/2011 2:50:00 AM
1,2,4-Trimethylbenzene	9.2	0.75		ug/m3	1	1/27/2011 2:50:00 AM
1,2-Dibromoethane	< 1.2	1.2		ug/m3	1	1/27/2011 2:50:00 AM
1,2-Dichlorobenzene	< 0.92	0.92		ug/m3	1	1/27/2011 2:50:00 AM
1,2-Dichloroethane	< 0.62	0.62		ug/m3	1	1/27/2011 2:50:00 AM
1,2-Dichloropropane	< 0.70	0.70		ug/m3	1	1/27/2011 2:50:00 AM
1,3,5-Trimethylbenzene	2.2	0.75		ug/m3	1	1/27/2011 2:50:00 AM
1,3-butadiene	< 0.34	0.34		ug/m3	1	1/27/2011 2:50:00 AM
1,3-Dichlorobenzene	< 0.92	0.92		ug/m3	1	1/27/2011 2:50:00 AM
1,4-Dichlorobenzene	< 0.92	0.92		ug/m3	1	1/27/2011 2:50:00 AM
1,4-Dioxane	< 1.1	1.1		ug/m3	1	1/27/2011 2:50:00 AM
2,2,4-trimethylpentane	< 0.71	0.71		ug/m3	1	1/27/2011 2:50:00 AM
4-ethyltoluene	1.6	0.75		ug/m3	1	1/27/2011 2:50:00 AM
Acetone	12	7.2		ug/m3	10	1/27/2011 3:24:00 AM
Allyl chloride	< 0.48	0.48		ug/m3	1	1/27/2011 2:50:00 AM
Benzene	1.2	0.49		ug/m3	1	1/27/2011 2:50:00 AM
Benzyl chloride	< 0.88	0.88		ug/m3	1	1/27/2011 2:50:00 AM
Bromodichloromethane	< 1.0	1.0		ug/m3	1	1/27/2011 2:50:00 AM
Bromoform	< 1.6	1.6		ug/m3	1	1/27/2011 2:50:00 AM
Bromomethane	< 0.59	0.59		ug/m3	1	1/27/2011 2:50:00 AM
Carbon disulfide	< 0.47	0.47		ug/m3	1	1/27/2011 2:50:00 AM
Carbon tetrachloride	0.38	0.26		ug/m3	1	1/27/2011 2:50:00 AM
Chlorobenzene	1.0	0.70		ug/m3	1	1/27/2011 2:50:00 AM
Chloroethane	< 0.40	0.40		ug/m3	1	1/27/2011 2:50:00 AM
Chloroform	< 0.74	0.74		ug/m3	1	1/27/2011 2:50:00 AM
Chloromethane	0.78	0.31		ug/m3	1	1/27/2011 2:50:00 AM
cis-1,2-Dichloroethene	< 0.60	0.60		ug/m3	1	1/27/2011 2:50:00 AM
cis-1,3-Dichloropropene	< 0.69	0.69		ug/m3	1	1/27/2011 2:50:00 AM
Cyclohexane	16	5.2		ug/m3	10	1/27/2011 3:24:00 AM
Dibromochloromethane	< 1.3	1.3		ug/m3	1	1/27/2011 2:50:00 AM
Ethyl acetate	< 0.92	0.92		ug/m3	1	1/27/2011 2:50:00 AM
Ethylbenzene	0.84	0.66		ug/m3	1	1/27/2011 2:50:00 AM
Freon 11	2.2	0.86		ug/m3	1	1/27/2011 2:50:00 AM
Freon 113	< 1.2	1.2		ug/m3	1	1/27/2011 2:50:00 AM
Freon 114	< 1.1	1.1		ug/m3	1	1/27/2011 2:50:00 AM

Qualifiers:

**	Reporting Limit
B	Analyte detected in the associated Method Blank
H	Holding times for preparation or analysis exceeded
JN	Non-routine analyte. Quantitation estimated.
S	Spike Recovery outside accepted recovery limits
.	Results reported are not blank corrected
E	Value above quantitation range
J	Analyte detected at or below quantitation limits
ND	Not Detected at the Reporting Limit

Centek Laboratories, LLC

Date: *24-Feb-11*

CLIENT:	Arcadis	**Client Sample ID:**	IA-VMP 1B
Lab Order:	C1101036	**Tag Number:**	201,375
Project:	Lockheed Martin NJ001014.0001	**Collection Date:**	1/25/2011
Lab ID:	C1101036-007A	**Matrix:**	AIR

Analyses	Result	**Limit	Qual	Units	DF	Date Analyzed
1UG/M3 W/ 0.25UG/M3 CT-TCE-VC		TO-15				Analyst: LL
Freon 12	2.6	0.75		ug/m3	1	1/27/2011 2:50:00 AM
Heptane	7.9	6.2		ug/m3	10	1/27/2011 3:24:00 AM
Hexachloro-1,3-butadiene	< 1.6	1.6		ug/m3	1	1/27/2011 2:50:00 AM
Hexane	1.0	0.54		ug/m3	1	1/27/2011 2:50:00 AM
Isopropyl alcohol	220	15		ug/m3	40	1/28/2011 9:39:00 AM
m&p-Xylene	1.9	1.3		ug/m3	1	1/27/2011 2:50:00 AM
Methyl Butyl Ketone	< 1.2	1.2		ug/m3	1	1/27/2011 2:50:00 AM
Methyl Ethyl Ketone	< 0.90	0.90		ug/m3	1	1/27/2011 2:50:00 AM
Methyl Isobutyl Ketone	< 1.2	1.2		ug/m3	1	1/27/2011 2:50:00 AM
Methyl tert-butyl ether	< 0.55	0.55		ug/m3	1	1/27/2011 2:50:00 AM
Methylene chloride	21	5.3		ug/m3	10	1/27/2011 3:24:00 AM
o-Xylene	0.93	0.66		ug/m3	1	1/27/2011 2:50:00 AM
Propylene	< 0.26	0.26		ug/m3	1	1/27/2011 2:50:00 AM
Styrene	3.6	0.65		ug/m3	1	1/27/2011 2:50:00 AM
Tetrachloroethylene	2.3	1.0		ug/m3	1	1/27/2011 2:50:00 AM
Tetrahydrofuran	< 0.45	0.45		ug/m3	1	1/27/2011 2:50:00 AM
Toluene	3.4	0.57		ug/m3	1	1/27/2011 2:50:00 AM
trans-1,2-Dichloroethene	< 0.60	0.60		ug/m3	1	1/27/2011 2:50:00 AM
trans-1,3-Dichloropropene	< 0.69	0.69		ug/m3	1	1/27/2011 2:50:00 AM
Trichloroethene	0.71	0.22		ug/m3	1	1/27/2011 2:50:00 AM
Vinyl acetate	< 0.54	0.54		ug/m3	1	1/27/2011 2:50:00 AM
Vinyl Bromide	< 0.67	0.67		ug/m3	1	1/27/2011 2:50:00 AM
Vinyl chloride	< 0.10	0.10		ug/m3	1	1/27/2011 2:50:00 AM

Qualifiers:

**	Reporting Limit	.	Results reported are not blank corrected
B	Analyte detected in the associated Method Blank	E	Value above quantitation range
H	Holding times for preparation or analysis exceeded	J	Analyte detected at or below quantitation limits
JN	Non-routine analyte. Quantitation estimated.	ND	Not Detected at the Reporting Limit
S	Spike Recovery outside accepted recovery limits		

Centek Laboratories, LLC

Date: *24-Feb-11*

CLIENT:	Arcadis	**Client Sample ID:**	SS-VMP 1B
Lab Order:	C1101036	**Tag Number:**	131,255
Project:	Lockheed Martin NJ001014.0001	**Collection Date:**	1/25/2011
Lab ID:	C1101036-008A	**Matrix:**	

Analyses	Result	**Limit	Qual	Units	DF	Date Analyzed
FIELD PARAMETERS		FLD				Analyst:
Lab Vacuum In	-5			"Hg		1/26/2011
Lab Vacuum Out	-30			"Hg		1/26/2011
1UG/M3 BY METHOD TO15		TO-15				Analyst: LL
1,1,1-Trichloroethane	< 0.15	0.15		ppbV	1	1/27/2011 7:12:00 PM
1,1,2,2-Tetrachloroethane	< 0.15	0.15		ppbV	1	1/27/2011 7:12:00 PM
1,1,2-Trichloroethane	< 0.15	0.15		ppbV	1	1/27/2011 7:12:00 PM
1,1-Dichloroethane	< 0.15	0.15		ppbV	1	1/27/2011 7:12:00 PM
1,1-Dichloroethene	< 0.15	0.15		ppbV	1	1/27/2011 7:12:00 PM
1,2,4-Trichlorobenzene	< 0.15	0.15		ppbV	1	1/27/2011 7:12:00 PM
1,2,4-Trimethylbenzene	1.5	0.15		ppbV	1	1/27/2011 7:12:00 PM
1,2-Dibromoethane	< 0.15	0.15		ppbV	1	1/27/2011 7:12:00 PM
1,2-Dichlorobenzene	< 0.15	0.15		ppbV	1	1/27/2011 7:12:00 PM
1,2-Dichloroethane	< 0.15	0.15		ppbV	1	1/27/2011 7:12:00 PM
1,2-Dichloropropane	< 0.15	0.15		ppbV	1	1/27/2011 7:12:00 PM
1,3,5-Trimethylbenzene	0.32	0.15		ppbV	1	1/27/2011 7:12:00 PM
1,3-butadiene	< 0.15	0.15		ppbV	1	1/27/2011 7:12:00 PM
1,3-Dichlorobenzene	< 0.15	0.15		ppbV	1	1/27/2011 7:12:00 PM
1,4-Dichlorobenzene	0.12	0.15	J	ppbV	1	1/27/2011 7:12:00 PM
1,4-Dioxane	< 0.30	0.30		ppbV	1	1/27/2011 7:12:00 PM
2,2,4-trimethylpentane	< 0.15	0.15		ppbV	1	1/27/2011 7:12:00 PM
4-ethyltoluene	0.29	0.15		ppbV	1	1/27/2011 7:12:00 PM
Acetone	4.1	3.0		ppbV	10	1/28/2011 9:15:00 PM
Allyl chloride	< 0.15	0.15		ppbV	1	1/27/2011 7:12:00 PM
Benzene	0.41	0.15		ppbV	1	1/27/2011 7:12:00 PM
Benzyl chloride	< 0.15	0.15		ppbV	1	1/27/2011 7:12:00 PM
Bromodichloromethane	< 0.15	0.15		ppbV	1	1/27/2011 7:12:00 PM
Bromoform	< 0.15	0.15		ppbV	1	1/27/2011 7:12:00 PM
Bromomethane	< 0.15	0.15		ppbV	1	1/27/2011 7:12:00 PM
Carbon disulfide	< 0.15	0.15		ppbV	1	1/27/2011 7:12:00 PM
Carbon tetrachloride	0.050	0.15	J	ppbV	1	1/27/2011 7:12:00 PM
Chlorobenzene	0.19	0.15		ppbV	1	1/27/2011 7:12:00 PM
Chloroethane	< 0.15	0.15		ppbV	1	1/27/2011 7:12:00 PM
Chloroform	< 0.15	0.15		ppbV	1	1/27/2011 7:12:00 PM
Chloromethane	0.34	0.15		ppbV	1	1/27/2011 7:12:00 PM
cis-1,2-Dichloroethene	< 0.15	0.15		ppbV	1	1/27/2011 7:12:00 PM
cis-1,3-Dichloropropene	< 0.15	0.15		ppbV	1	1/27/2011 7:12:00 PM
Cyclohexane	3.0	1.5		ppbV	10	1/28/2011 9:15:00 PM
Dibromochloromethane	< 0.15	0.15		ppbV	1	1/27/2011 7:12:00 PM
Ethyl acetate	< 0.25	0.25		ppbV	1	1/27/2011 7:12:00 PM

Qualifiers:

**	Reporting Limit
B	Analyte detected in the associated Method Blank
H	Holding times for preparation or analysis exceeded
JN	Non-routine analyte. Quantitation estimated.
S	Spike Recovery outside accepted recovery limits
.	Results reported are not blank corrected
E	Value above quantitation range
J	Analyte detected at or below quantitation limits
ND	Not Detected at the Reporting Limit

Centek Laboratories, LLC

Date: *24-Feb-11*

CLIENT:	Arcadis	**Client Sample ID:**	SS-VMP 1B
Lab Order:	C1101036	**Tag Number:**	131,255
Project:	Lockheed Martin NJ001014.0001	**Collection Date:**	1/25/2011
Lab ID:	C1101036-008A	**Matrix:**	

Analyses	Result	**Limit	Qual	Units	DF	Date Analyzed
1UG/M3 BY METHOD TO15		TO-15				Analyst: LL
Ethylbenzene	0.16	0.15		ppbV	1	1/27/2011 7:12:00 PM
Freon 11	0.34	0.15		ppbV	1	1/27/2011 7:12:00 PM
Freon 113	< 0.15	0.15		ppbV	1	1/27/2011 7:12:00 PM
Freon 114	< 0.15	0.15		ppbV	1	1/27/2011 7:12:00 PM
Freon 12	0.40	0.15		ppbV	1	1/27/2011 7:12:00 PM
Heptane	1.3	1.5	J	ppbV	10	1/28/2011 9:15:00 PM
Hexachloro-1,3-butadiene	< 0.15	0.15		ppbV	1	1/27/2011 7:12:00 PM
Hexane	0.32	0.15		ppbV	1	1/27/2011 7:12:00 PM
Isopropyl alcohol	58	12		ppbV	80	1/28/2011 9:48:00 PM
m&p-Xylene	0.36	0.30		ppbV	1	1/27/2011 7:12:00 PM
Methyl Butyl Ketone	< 0.30	0.30		ppbV	1	1/27/2011 7:12:00 PM
Methyl Ethyl Ketone	< 0.30	0.30		ppbV	1	1/27/2011 7:12:00 PM
Methyl Isobutyl Ketone	< 0.30	0.30		ppbV	1	1/27/2011 7:12:00 PM
Methyl tert-butyl ether	< 0.15	0.15		ppbV	1	1/27/2011 7:12:00 PM
Methylene chloride	4.5	1.5		ppbV	10	1/28/2011 9:15:00 PM
o-Xylene	0.18	0.15		ppbV	1	1/27/2011 7:12:00 PM
Propylene	< 0.15	0.15		ppbV	1	1/27/2011 7:12:00 PM
Styrene	0.59	0.15		ppbV	1	1/27/2011 7:12:00 PM
Tetrachloroethylene	< 0.15	0.15		ppbV	1	1/27/2011 7:12:00 PM
Tetrahydrofuran	< 0.15	0.15		ppbV	1	1/27/2011 7:12:00 PM
Toluene	0.89	0.15		ppbV	1	1/27/2011 7:12:00 PM
trans-1,2-Dichloroethene	< 0.15	0.15		ppbV	1	1/27/2011 7:12:00 PM
trans-1,3-Dichloropropene	< 0.15	0.15		ppbV	1	1/27/2011 7:12:00 PM
Trichloroethene	0.13	0.15	J	ppbV	1	1/27/2011 7:12:00 PM
Vinyl acetate	< 0.15	0.15		ppbV	1	1/27/2011 7:12:00 PM
Vinyl Bromide	< 0.15	0.15		ppbV	1	1/27/2011 7:12:00 PM
Vinyl chloride	< 0.15	0.15		ppbV	1	1/27/2011 7:12:00 PM
Surr: Bromofluorobenzene	88.0	70-130		%REC	1	1/27/2011 7:12:00 PM

Qualifiers:

**	Reporting Limit
B	Analyte detected in the associated Method Blank
H	Holding times for preparation or analysis exceeded
JN	Non-routine analyte. Quantitation estimated.
S	Spike Recovery outside accepted recovery limits
.	Results reported are not blank corrected
E	Value above quantitation range
J	Analyte detected at or below quantitation limits
ND	Not Detected at the Reporting Limit

Centek Laboratories, LLC

Date: *24-Feb-11*

CLIENT:	Arcadis	**Client Sample ID:**	SS-VMP 1B
Lab Order:	C1101036	**Tag Number:**	131,255
Project:	Lockheed Martin NJ001014.0001	**Collection Date:**	1/25/2011
Lab ID:	C1101036-008A	**Matrix:**	

Analyses	Result	**Limit	Qual	Units	DF	Date Analyzed
		TO-15				Analyst: LL
1UG/M3 BY METHOD TO15						
1,1,1-Trichloroethane	< 0.83	0.83		ug/m3	1	1/27/2011 7:12:00 PM
1,1,2,2-Tetrachloroethane	< 1.0	1.0		ug/m3	1	1/27/2011 7:12:00 PM
1,1,2-Trichloroethane	< 0.83	0.83		ug/m3	1	1/27/2011 7:12:00 PM
1,1-Dichloroethane	< 0.62	0.62		ug/m3	1	1/27/2011 7:12:00 PM
1,1-Dichloroethene	< 0.60	0.60		ug/m3	1	1/27/2011 7:12:00 PM
1,2,4-Trichlorobenzene	< 1.1	1.1		ug/m3	1	1/27/2011 7:12:00 PM
1,2,4-Trimethylbenzene	7.6	0.75		ug/m3	1	1/27/2011 7:12:00 PM
1,2-Dibromoethane	< 1.2	1.2		ug/m3	1	1/27/2011 7:12:00 PM
1,2-Dichlorobenzene	< 0.92	0.92		ug/m3	1	1/27/2011 7:12:00 PM
1,2-Dichloroethane	< 0.62	0.62		ug/m3	1	1/27/2011 7:12:00 PM
1,2-Dichloropropane	< 0.70	0.70		ug/m3	1	1/27/2011 7:12:00 PM
1,3,5-Trimethylbenzene	1.6	0.75		ug/m3	1	1/27/2011 7:12:00 PM
1,3-butadiene	< 0.34	0.34		ug/m3	1	1/27/2011 7:12:00 PM
1,3-Dichlorobenzene	< 0.92	0.92		ug/m3	1	1/27/2011 7:12:00 PM
1,4-Dichlorobenzene	0.73	0.92	J	ug/m3	1	1/27/2011 7:12:00 PM
1,4-Dioxane	< 1.1	1.1		ug/m3	1	1/27/2011 7:12:00 PM
2,2,4-trimethylpentane	< 0.71	0.71		ug/m3	1	1/27/2011 7:12:00 PM
4-ethyltoluene	1.4	0.75		ug/m3	10	1/28/2011 9:15:00 PM
Acetone	9.9	7.2		ug/m3	1	1/27/2011 7:12:00 PM
Allyl chloride	< 0.48	0.48		ug/m3	1	1/27/2011 7:12:00 PM
Benzene	1.3	0.49		ug/m3	1	1/27/2011 7:12:00 PM
Benzyl chloride	< 0.88	0.88		ug/m3	1	1/27/2011 7:12:00 PM
Bromodichloromethane	< 1.0	1.0		ug/m3	1	1/27/2011 7:12:00 PM
Bromoform	< 1.6	1.6		ug/m3	1	1/27/2011 7:12:00 PM
Bromomethane	< 0.59	0.59		ug/m3	1	1/27/2011 7:12:00 PM
Carbon disulfide	< 0.47	0.47		ug/m3	1	1/27/2011 7:12:00 PM
Carbon tetrachloride	0.32	0.96	J	ug/m3	1	1/27/2011 7:12:00 PM
Chlorobenzene	0.89	0.70		ug/m3	1	1/27/2011 7:12:00 PM
Chloroethane	< 0.40	0.40		ug/m3	1	1/27/2011 7:12:00 PM
Chloroform	< 0.74	0.74		ug/m3	1	1/27/2011 7:12:00 PM
Chloromethane	0.71	0.31		ug/m3	1	1/27/2011 7:12:00 PM
cis-1,2-Dichloroethene	< 0.60	0.60		ug/m3	1	1/27/2011 7:12:00 PM
cis-1,3-Dichloropropene	< 0.69	0.69		ug/m3	1	1/27/2011 7:12:00 PM
Cyclohexane	10	5.2		ug/m3	10	1/28/2011 9:15:00 PM
Dibromochloromethane	< 1.3	1.3		ug/m3	1	1/27/2011 7:12:00 PM
Ethyl acetate	< 0.92	0.92		ug/m3	1	1/27/2011 7:12:00 PM
Ethylbenzene	0.71	0.66		ug/m3	1	1/27/2011 7:12:00 PM
Freon 11	1.9	0.86		ug/m3	1	1/27/2011 7:12:00 PM
Freon 113	< 1.2	1.2		ug/m3	1	1/27/2011 7:12:00 PM
Freon 114	< 1.1	1.1		ug/m3	1	1/27/2011 7:12:00 PM

Qualifiers:

**	Reporting Limit
B	Analyte detected in the associated Method Blank
H	Holding times for preparation or analysis exceeded
JN	Non-routine analyte. Quantitation estimated.
S	Spike Recovery outside accepted recovery limits
.	Results reported are not blank corrected
E	Value above quantitation range
J	Analyte detected at or below quantitation limits
ND	Not Detected at the Reporting Limit

Centek Laboratories, LLC

Date: *24-Feb-11*

CLIENT:	Arcadis	**Client Sample ID:**	SS-VMP 1B
Lab Order:	C1101036	**Tag Number:**	131,255
Project:	Lockheed Martin NJ001014.0001	**Collection Date:**	1/25/2011
Lab ID:	C1101036-008A	**Matrix:**	

Analyses	Result	**Limit	Qual	Units	DF	Date Analyzed
1UG/M3 BY METHOD TO15		TO-15				Analyst: LL
Freon 12	2.0	0.75		ug/m3	1	1/27/2011 7:12:00 PM
Heptane	5.4	6.2	J	ug/m3	10	1/28/2011 9:15:00 PM
Hexachloro-1,3-butadiene	< 1.6	1.6		ug/m3	1	1/27/2011 7:12:00 PM
Hexane	1.1	0.54		ug/m3	1	1/27/2011 7:12:00 PM
Isopropyl alcohol	150	30		ug/m3	80	1/28/2011 9:48:00 PM
m&p-Xylene	1.6	1.3		ug/m3	1	1/27/2011 7:12:00 PM
Methyl Butyl Ketone	< 1.2	1.2		ug/m3	1	1/27/2011 7:12:00 PM
Methyl Ethyl Ketone	< 0.90	0.90		ug/m3	1	1/27/2011 7:12:00 PM
Methyl Isobutyl Ketone	< 1.2	1.2		ug/m3	1	1/27/2011 7:12:00 PM
Methyl tert-butyl ether	< 0.55	0.55		ug/m3	1	1/27/2011 7:12:00 PM
Methylene chloride	16	5.3		ug/m3	10	1/28/2011 9:15:00 PM
o-Xylene	0.79	0.66		ug/m3	1	1/27/2011 7:12:00 PM
Propylene	< 0.26	0.26		ug/m3	1	1/27/2011 7:12:00 PM
Styrene	2.6	0.65		ug/m3	1	1/27/2011 7:12:00 PM
Tetrachloroethylene	< 1.0	1.0		ug/m3	1	1/27/2011 7:12:00 PM
Tetrahydrofuran	< 0.45	0.45		ug/m3	1	1/27/2011 7:12:00 PM
Toluene	3.4	0.57		ug/m3	1	1/27/2011 7:12:00 PM
trans-1,2-Dichloroethene	< 0.60	0.60		ug/m3	1	1/27/2011 7:12:00 PM
trans-1,3-Dichloropropene	< 0.69	0.69		ug/m3	1	1/27/2011 7:12:00 PM
Trichloroethene	0.71	0.82	J	ug/m3	1	1/27/2011 7:12:00 PM
Vinyl acetate	< 0.54	0.54		ug/m3	1	1/27/2011 7:12:00 PM
Vinyl Bromide	< 0.67	0.67		ug/m3	1	1/27/2011 7:12:00 PM
Vinyl chloride	< 0.39	0.39		ug/m3	1	1/27/2011 7:12:00 PM

Qualifiers:

**	Reporting Limit	.	Results reported are not blank corrected
B	Analyte detected in the associated Method Blank	E	Value above quantitation range
H	Holding times for preparation or analysis exceeded	J	Analyte detected at or below quantitation limits
JN	Non-routine analyte. Quantitation estimated.	ND	Not Detected at the Reporting Limit
S	Spike Recovery outside accepted recovery limits		

Centek Laboratories, LLC

Date: *24-Feb-11*

CLIENT:	Arcadis	**Client Sample ID:**	SS-VMP 4
Lab Order:	C1101036	**Tag Number:**	554,381
Project:	Lockheed Martin NJ001014.0001	**Collection Date:**	1/25/2011
Lab ID:	C1101036-009A	**Matrix:**	

Analyses	Result	**Limit	Qual	Units	DF	Date Analyzed
FIELD PARAMETERS		FLD				Analyst:
Lab Vacuum In	-5			"Hg		1/26/2011
Lab Vacuum Out	-30			"Hg		1/26/2011
1UG/M3 BY METHOD TO15		TO-15				Analyst: LL
1,1,1-Trichloroethane	< 0.15	0.15		ppbV	1	1/27/2011 7:46:00 PM
1,1,2,2-Tetrachloroethane	< 0.15	0.15		ppbV	1	1/27/2011 7:46:00 PM
1,1,2-Trichloroethane	< 0.15	0.15		ppbV	1	1/27/2011 7:46:00 PM
1,1-Dichloroethane	< 0.15	0.15		ppbV	1	1/27/2011 7:46:00 PM
1,1-Dichloroethene	< 0.15	0.15		ppbV	1	1/27/2011 7:46:00 PM
1,2,4-Trichlorobenzene	< 0.15	0.15		ppbV	1	1/27/2011 7:46:00 PM
1,2,4-Trimethylbenzene	1.1	1.2	J	ppbV	8	1/28/2011 10:21:00 PM
1,2-Dibromoethane	< 0.15	0.15		ppbV	1	1/27/2011 7:46:00 PM
1,2-Dichlorobenzene	< 0.15	0.15		ppbV	1	1/27/2011 7:46:00 PM
1,2-Dichloroethane	< 0.15	0.15		ppbV	1	1/27/2011 7:46:00 PM
1,2-Dichloropropane	< 0.15	0.15		ppbV	1	1/27/2011 7:46:00 PM
1,3,5-Trimethylbenzene	0.52	0.15		ppbV	1	1/27/2011 7:46:00 PM
1,3-butadiene	< 0.15	0.15		ppbV	1	1/27/2011 7:46:00 PM
1,3-Dichlorobenzene	< 0.15	0.15		ppbV	1	1/27/2011 7:46:00 PM
1,4-Dichlorobenzene	< 0.15	0.15		ppbV	1	1/27/2011 7:46:00 PM
1,4-Dioxane	< 0.30	0.30		ppbV	1	1/27/2011 7:46:00 PM
2,2,4-trimethylpentane	< 0.15	0.15		ppbV	1	1/27/2011 7:46:00 PM
4-ethyltoluene	0.47	0.15		ppbV	1	1/27/2011 7:46:00 PM
Acetone	3.8	2.4		ppbV	8	1/28/2011 10:21:00 PM
Allyl chloride	< 0.15	0.15		ppbV	1	1/27/2011 7:46:00 PM
Benzene	0.39	0.15		ppbV	1	1/27/2011 7:46:00 PM
Benzyl chloride	< 0.15	0.15		ppbV	1	1/27/2011 7:46:00 PM
Bromodichloromethane	< 0.15	0.15		ppbV	1	1/27/2011 7:46:00 PM
Bromoform	< 0.15	0.15		ppbV	1	1/27/2011 7:46:00 PM
Bromomethane	< 0.15	0.15		ppbV	1	1/27/2011 7:46:00 PM
Carbon disulfide	< 0.15	0.15		ppbV	1	1/27/2011 7:46:00 PM
Carbon tetrachloride	0.050	0.15	J	ppbV	1	1/27/2011 7:46:00 PM
Chlorobenzene	0.26	0.15		ppbV	1	1/27/2011 7:46:00 PM
Chloroethane	< 0.15	0.15		ppbV	1	1/27/2011 7:46:00 PM
Chloroform	< 0.15	0.15		ppbV	1	1/27/2011 7:46:00 PM
Chloromethane	0.39	0.15		ppbV	1	1/27/2011 7:46:00 PM
cis-1,2-Dichloroethene	< 0.15	0.15		ppbV	1	1/27/2011 7:46:00 PM
cis-1,3-Dichloropropene	< 0.15	0.15		ppbV	1	1/27/2011 7:46:00 PM
Cyclohexane	2.6	1.2		ppbV	8	1/28/2011 10:21:00 PM
Dibromochloromethane	< 0.15	0.15		ppbV	1	1/27/2011 7:46:00 PM
Ethyl acetate	< 0.25	0.25		ppbV	1	1/27/2011 7:46:00 PM

Qualifiers:

- ** Reporting Limit
- B Analyte detected in the associated Method Blank
- H Holding times for preparation or analysis exceeded
- JN Non-routine analyte. Quantitation estimated.
- S Spike Recovery outside accepted recovery limits
- . Results reported are not blank corrected
- E Value above quantitation range
- J Analyte detected at or below quantitation limits
- ND Not Detected at the Reporting Limit

Centek Laboratories, LLC

Date: *24-Feb-11*

CLIENT:	Arcadis	**Client Sample ID:**	SS-VMP 4
Lab Order:	C1101036	**Tag Number:**	554,381
Project:	Lockheed Martin NJ001014.0001	**Collection Date:**	1/25/2011
Lab ID:	C1101036-009A	**Matrix:**	

Analyses	Result	**Limit	Qual	Units	DF	Date Analyzed
1UG/M3 BY METHOD TO15		TO-15				Analyst: LL
Ethylbenzene	0.20	0.15		ppbV	1	1/27/2011 7:46:00 PM
Freon 11	0.37	0.15		ppbV	1	1/27/2011 7:46:00 PM
Freon 113	< 0.15	0.15		ppbV	1	1/27/2011 7:46:00 PM
Freon 114	< 0.15	0.15		ppbV	1	1/27/2011 7:46:00 PM
Freon 12	0.48	0.15		ppbV	1	1/27/2011 7:46:00 PM
Heptane	1.6	0.15		ppbV	1	1/27/2011 7:46:00 PM
Hexachloro-1,3-butadiene	< 0.15	0.15		ppbV	1	1/27/2011 7:46:00 PM
Hexane	0.35	0.15		ppbV	1	1/27/2011 7:46:00 PM
Isopropyl alcohol	130	24		ppbV	160	1/28/2011 10:54:00 PM
m&p-Xylene	0.42	0.30		ppbV	1	1/27/2011 7:46:00 PM
Methyl Butyl Ketone	< 0.30	0.30		ppbV	1	1/27/2011 7:46:00 PM
Methyl Ethyl Ketone	< 0.30	0.30		ppbV	1	1/27/2011 7:46:00 PM
Methyl Isobutyl Ketone	< 0.30	0.30		ppbV	1	1/27/2011 7:46:00 PM
Methyl tert-butyl ether	< 0.15	0.15		ppbV	1	1/27/2011 7:46:00 PM
Methylene chloride	5.6	1.2		ppbV	8	1/28/2011 10:21:00 PM
o-Xylene	0.25	0.15		ppbV	1	1/27/2011 7:46:00 PM
Propylene	< 0.15	0.15		ppbV	1	1/27/2011 7:46:00 PM
Styrene	0.97	0.15		ppbV	1	1/27/2011 7:46:00 PM
Tetrachloroethylene	< 0.15	0.15		ppbV	1	1/27/2011 7:46:00 PM
Tetrahydrofuran	< 0.15	0.15		ppbV	1	1/27/2011 7:46:00 PM
Toluene	1.0	0.15		ppbV	1	1/27/2011 7:46:00 PM
trans-1,2-Dichloroethene	< 0.15	0.15		ppbV	1	1/27/2011 7:46:00 PM
trans-1,3-Dichloropropene	< 0.15	0.15		ppbV	1	1/27/2011 7:46:00 PM
Trichloroethene	0.36	0.15		ppbV	1	1/27/2011 7:46:00 PM
Vinyl acetate	< 0.15	0.15		ppbV	1	1/27/2011 7:46:00 PM
Vinyl Bromide	< 0.15	0.15		ppbV	1	1/27/2011 7:46:00 PM
Vinyl chloride	< 0.15	0.15		ppbV	1	1/27/2011 7:46:00 PM
Surr: Bromofluorobenzene	103	70-130		%REC	1	1/27/2011 7:46:00 PM

Qualifiers:

**	Reporting Limit	.	Results reported are not blank corrected
B	Analyte detected in the associated Method Blank	E	Value above quantitation range
H	Holding times for preparation or analysis exceeded	J	Analyte detected at or below quantitation limits
JN	Non-routine analyte. Quantitation estimated.	ND	Not Detected at the Reporting Limit
S	Spike Recovery outside accepted recovery limits		

Centek Laboratories, LLC

Date: *24-Feb-11*

CLIENT:	Arcadis	**Client Sample ID:**	SS-VMP 4
Lab Order:	C1101036	**Tag Number:**	554,381
Project:	Lockheed Martin NJ001014.0001	**Collection Date:**	1/25/2011
Lab ID:	C1101036-009A	**Matrix:**	

Analyses	Result	**Limit	Qual	Units	DF	Date Analyzed
1UG/M3 BY METHOD TO15		TO-15				Analyst: LL
1,1,1-Trichloroethane	< 0.83	0.83		ug/m3	1	1/27/2011 7:46:00 PM
1,1,2,2-Tetrachloroethane	< 1.0	1.0		ug/m3	1	1/27/2011 7:46:00 PM
1,1,2-Trichloroethane	< 0.83	0.83		ug/m3	1	1/27/2011 7:46:00 PM
1,1-Dichloroethane	< 0.62	0.62		ug/m3	1	1/27/2011 7:46:00 PM
1,1-Dichloroethene	< 0.60	0.60		ug/m3	1	1/27/2011 7:46:00 PM
1,2,4-Trichlorobenzene	< 1.1	1.1		ug/m3	1	1/27/2011 7:46:00 PM
1,2,4-Trimethylbenzene	5.6	6.0	J	ug/m3	8	1/28/2011 10:21:00 PM
1,2-Dibromoethane	< 1.2	1.2		ug/m3	1	1/27/2011 7:46:00 PM
1,2-Dichlorobenzene	< 0.92	0.92		ug/m3	1	1/27/2011 7:46:00 PM
1,2-Dichloroethane	< 0.62	0.62		ug/m3	1	1/27/2011 7:46:00 PM
1,2-Dichloropropane	< 0.70	0.70		ug/m3	1	1/27/2011 7:46:00 PM
1,3,5-Trimethylbenzene	2.6	0.75		ug/m3	1	1/27/2011 7:46:00 PM
1,3-butadiene	< 0.34	0.34		ug/m3	1	1/27/2011 7:46:00 PM
1,3-Dichlorobenzene	< 0.92	0.92		ug/m3	1	1/27/2011 7:46:00 PM
1,4-Dichlorobenzene	< 0.92	0.92		ug/m3	1	1/27/2011 7:46:00 PM
1,4-Dioxane	< 1.1	1.1		ug/m3	1	1/27/2011 7:46:00 PM
2,2,4-trimethylpentane	< 0.71	0.71		ug/m3	1	1/27/2011 7:46:00 PM
4-ethyltoluene	2.3	0.75		ug/m3	1	1/27/2011 7:46:00 PM
Acetone	9.1	5.8		ug/m3	8	1/28/2011 10:21:00 PM
Allyl chloride	< 0.48	0.48		ug/m3	1	1/27/2011 7:46:00 PM
Benzene	1.3	0.49		ug/m3	1	1/27/2011 7:46:00 PM
Benzyl chloride	< 0.88	0.88		ug/m3	1	1/27/2011 7:46:00 PM
Bromodichloromethane	< 1.0	1.0		ug/m3	1	1/27/2011 7:46:00 PM
Bromoform	< 1.6	1.6		ug/m3	1	1/27/2011 7:46:00 PM
Bromomethane	< 0.59	0.59		ug/m3	1	1/27/2011 7:46:00 PM
Carbon disulfide	< 0.47	0.47		ug/m3	1	1/27/2011 7:46:00 PM
Carbon tetrachloride	0.32	0.96	J	ug/m3	1	1/27/2011 7:46:00 PM
Chlorobenzene	1.2	0.70		ug/m3	1	1/27/2011 7:46:00 PM
Chloroethane	< 0.40	0.40		ug/m3	1	1/27/2011 7:46:00 PM
Chloroform	< 0.74	0.74		ug/m3	1	1/27/2011 7:46:00 PM
Chloromethane	0.82	0.31		ug/m3	1	1/27/2011 7:46:00 PM
cis-1,2-Dichloroethene	< 0.60	0.60		ug/m3	1	1/27/2011 7:46:00 PM
cis-1,3-Dichloropropene	< 0.69	0.69		ug/m3	1	1/27/2011 7:46:00 PM
Cyclohexane	9.0	4.2		ug/m3	8	1/28/2011 10:21:00 PM
Dibromochloromethane	< 1.3	1.3		ug/m3	1	1/27/2011 7:46:00 PM
Ethyl acetate	< 0.92	0.92		ug/m3	1	1/27/2011 7:46:00 PM
Ethylbenzene	0.88	0.66		ug/m3	1	1/27/2011 7:46:00 PM
Freon 11	2.1	0.86		ug/m3	1	1/27/2011 7:46:00 PM
Freon 113	< 1.2	1.2		ug/m3	1	1/27/2011 7:46:00 PM
Freon 114	< 1.1	1.1		ug/m3	1	1/27/2011 7:46:00 PM

Qualifiers:

**	Reporting Limit
B	Analyte detected in the associated Method Blank
H	Holding times for preparation or analysis exceeded
JN	Non-routine analyte. Quantitation estimated.
S	Spike Recovery outside accepted recovery limits
.	Results reported are not blank corrected
E	Value above quantitation range
J	Analyte detected at or below quantitation limits
ND	Not Detected at the Reporting Limit

Centek Laboratories, LLC

Date: *24-Feb-11*

CLIENT:	Arcadis	**Client Sample ID:**	SS-VMP 4
Lab Order:	C1101036	**Tag Number:**	554,381
Project:	Lockheed Martin NJ001014.0001	**Collection Date:**	1/25/2011
Lab ID:	C1101036-009A	**Matrix:**	

Analyses	Result	**Limit	Qual	Units	DF	Date Analyzed
1UG/M3 BY METHOD TO15		TO-15				Analyst: LL
Freon 12	2.4	0.75		ug/m3	1	1/27/2011 7:46:00 PM
Heptane	6.8	0.62		ug/m3	1	1/27/2011 7:46:00 PM
Hexachloro-1,3-butadiene	< 1.6	1.6		ug/m3	1	1/27/2011 7:46:00 PM
Hexane	1.3	0.54		ug/m3	1	1/27/2011 7:46:00 PM
Isopropyl alcohol	320	60		ug/m3	160	1/28/2011 10:54:00 PM
m&p-Xylene	1.9	1.3		ug/m3	1	1/27/2011 7:46:00 PM
Methyl Butyl Ketone	< 1.2	1.2		ug/m3	1	1/27/2011 7:46:00 PM
Methyl Ethyl Ketone	< 0.90	0.90		ug/m3	1	1/27/2011 7:46:00 PM
Methyl Isobutyl Ketone	< 1.2	1.2		ug/m3	1	1/27/2011 7:46:00 PM
Methyl tert-butyl ether	< 0.55	0.55		ug/m3	1	1/27/2011 7:46:00 PM
Methylene chloride	20	4.2		ug/m3	8	1/28/2011 10:21:00 PM
o-Xylene	1.1	0.66		ug/m3	1	1/27/2011 7:46:00 PM
Propylene	< 0.26	0.26		ug/m3	1	1/27/2011 7:46:00 PM
Styrene	4.2	0.65		ug/m3	1	1/27/2011 7:46:00 PM
Tetrachloroethylene	< 1.0	1.0		ug/m3	1	1/27/2011 7:46:00 PM
Tetrahydrofuran	< 0.45	0.45		ug/m3	1	1/27/2011 7:46:00 PM
Toluene	3.9	0.57		ug/m3	1	1/27/2011 7:46:00 PM
trans-1,2-Dichloroethene	< 0.60	0.60		ug/m3	1	1/27/2011 7:46:00 PM
trans-1,3-Dichloropropene	< 0.69	0.69		ug/m3	1	1/27/2011 7:46:00 PM
Trichloroethene	2.0	0.82		ug/m3	1	1/27/2011 7:46:00 PM
Vinyl acetate	< 0.54	0.54		ug/m3	1	1/27/2011 7:46:00 PM
Vinyl Bromide	< 0.67	0.67		ug/m3	1	1/27/2011 7:46:00 PM
Vinyl chloride	< 0.39	0.39		ug/m3	1	1/27/2011 7:46:00 PM

Qualifiers:

**	Reporting Limit	.	Results reported are not blank corrected
B	Analyte detected in the associated Method Blank	E	Value above quantitation range
H	Holding times for preparation or analysis exceeded	J	Analyte detected at or below quantitation limits
JN	Non-routine analyte. Quantitation estimated.	ND	Not Detected at the Reporting Limit
S	Spike Recovery outside accepted recovery limits		

Centek Laboratories, LLC

Date: *24-Feb-11*

CLIENT:	Arcadis	**Client Sample ID:**	SS-VMP 2C
Lab Order:	C1101036	**Tag Number:**	325,281
Project:	Lockheed Martin NJ001014.0001	**Collection Date:**	1/25/2011
Lab ID:	C1101036-010A	**Matrix:**	

Analyses	Result	**Limit	Qual	Units	DF	Date Analyzed
FIELD PARAMETERS		FLD				Analyst:
Lab Vacuum In	-5			"Hg		1/26/2011
Lab Vacuum Out	-30			"Hg		1/26/2011
1UG/M3 BY METHOD TO15		TO-15				Analyst: LL
1,1,1-Trichloroethane	1.9	0.15		ppbV	1	1/27/2011 8:20:00 PM
1,1,2,2-Tetrachloroethane	< 0.15	0.15		ppbV	1	1/27/2011 8:20:00 PM
1,1,2-Trichloroethane	< 0.15	0.15		ppbV	1	1/27/2011 8:20:00 PM
1,1-Dichloroethane	< 0.15	0.15		ppbV	1	1/27/2011 8:20:00 PM
1,1-Dichloroethene	< 0.15	0.15		ppbV	1	1/27/2011 8:20:00 PM
1,2,4-Trichlorobenzene	< 0.15	0.15		ppbV	1	1/27/2011 8:20:00 PM
1,2,4-Trimethylbenzene	1.2	0.75		ppbV	5	1/28/2011 11:27:00 PM
1,2-Dibromoethane	< 0.15	0.15		ppbV	1	1/27/2011 8:20:00 PM
1,2-Dichlorobenzene	< 0.15	0.15		ppbV	1	1/27/2011 8:20:00 PM
1,2-Dichloroethane	< 0.15	0.15		ppbV	1	1/27/2011 8:20:00 PM
1,2-Dichloropropane	< 0.15	0.15		ppbV	1	1/27/2011 8:20:00 PM
1,3,5-Trimethylbenzene	0.41	0.15		ppbV	1	1/27/2011 8:20:00 PM
1,3-butadiene	< 0.15	0.15		ppbV	1	1/27/2011 8:20:00 PM
1,3-Dichlorobenzene	< 0.15	0.15		ppbV	1	1/27/2011 8:20:00 PM
1,4-Dichlorobenzene	< 0.15	0.15		ppbV	1	1/27/2011 8:20:00 PM
1,4-Dioxane	< 0.30	0.30		ppbV	1	1/27/2011 8:20:00 PM
2,2,4-trimethylpentane	< 0.15	0.15		ppbV	1	1/27/2011 8:20:00 PM
4-ethyltoluene	0.33	0.15		ppbV	1	1/27/2011 8:20:00 PM
Acetone	4.0	1.5		ppbV	5	1/28/2011 11:27:00 PM
Allyl chloride	< 0.15	0.15		ppbV	1	1/27/2011 8:20:00 PM
Benzene	0.18	0.15		ppbV	1	1/27/2011 8:20:00 PM
Benzyl chloride	< 0.15	0.15		ppbV	1	1/27/2011 8:20:00 PM
Bromodichloromethane	< 0.15	0.15		ppbV	1	1/27/2011 8:20:00 PM
Bromoform	< 0.15	0.15		ppbV	1	1/27/2011 8:20:00 PM
Bromomethane	< 0.15	0.15		ppbV	1	1/27/2011 8:20:00 PM
Carbon disulfide	0.23	0.15		ppbV	1	1/27/2011 8:20:00 PM
Carbon tetrachloride	0.040	0.15	J	ppbV	1	1/27/2011 8:20:00 PM
Chlorobenzene	0.10	0.15	J	ppbV	1	1/27/2011 8:20:00 PM
Chloroethane	< 0.15	0.15		ppbV	1	1/27/2011 8:20:00 PM
Chloroform	0.91	0.15		ppbV	1	1/27/2011 8:20:00 PM
Chloromethane	0.19	0.15		ppbV	1	1/27/2011 8:20:00 PM
cis-1,2-Dichloroethene	< 0.15	0.15		ppbV	1	1/27/2011 8:20:00 PM
cis-1,3-Dichloropropene	< 0.15	0.15		ppbV	1	1/27/2011 8:20:00 PM
Cyclohexane	1.4	0.15		ppbV	1	1/27/2011 8:20:00 PM
Dibromochloromethane	< 0.15	0.15		ppbV	1	1/27/2011 8:20:00 PM
Ethyl acetate	< 0.25	0.25		ppbV	1	1/27/2011 8:20:00 PM

Qualifiers:

**	Reporting Limit	.	Results reported are not blank corrected
B	Analyte detected in the associated Method Blank	E	Value above quantitation range
H	Holding times for preparation or analysis exceeded	J	Analyte detected at or below quantitation limits
JN	Non-routine analyte. Quantitation estimated.	ND	Not Detected at the Reporting Limit
S	Spike Recovery outside accepted recovery limits		

Centek Laboratories, LLC

Date: *24-Feb-11*

CLIENT:	Arcadis	**Client Sample ID:**	SS-VMP 2C
Lab Order:	C1101036	**Tag Number:**	325,281
Project:	Lockheed Martin NJ001014.0001	**Collection Date:**	1/25/2011
Lab ID:	C1101036-010A	**Matrix:**	

Analyses	Result	**Limit	Qual	Units	DF	Date Analyzed
1UG/M3 BY METHOD TO15		TO-15				Analyst: LL
Ethylbenzene	0.39	0.15		ppbV	1	1/27/2011 8:20:00 PM
Freon 11	0.34	0.15		ppbV	1	1/27/2011 8:20:00 PM
Freon 113	0.33	0.15		ppbV	1	1/27/2011 8:20:00 PM
Freon 114	< 0.15	0.15		ppbV	1	1/27/2011 8:20:00 PM
Freon 12	0.44	0.15		ppbV	1	1/27/2011 8:20:00 PM
Heptane	0.69	0.15		ppbV	1	1/27/2011 8:20:00 PM
Hexachloro-1,3-butadiene	< 0.15	0.15		ppbV	1	1/27/2011 8:20:00 PM
Hexane	0.18	0.15		ppbV	1	1/27/2011 8:20:00 PM
Isopropyl alcohol	73	6.0		ppbV	40	1/29/2011
m&p-Xylene	1.2	0.30		ppbV	1	1/27/2011 8:20:00 PM
Methyl Butyl Ketone	< 0.30	0.30		ppbV	1	1/27/2011 8:20:00 PM
Methyl Ethyl Ketone	< 0.30	0.30		ppbV	1	1/27/2011 8:20:00 PM
Methyl Isobutyl Ketone	< 0.30	0.30		ppbV	1	1/27/2011 8:20:00 PM
Methyl tert-butyl ether	< 0.15	0.15		ppbV	1	1/27/2011 8:20:00 PM
Methylene chloride	2.6	0.75		ppbV	5	1/28/2011 11:27:00 PM
o-Xylene	0.48	0.15		ppbV	1	1/27/2011 8:20:00 PM
Propylene	< 0.15	0.15		ppbV	1	1/27/2011 8:20:00 PM
Styrene	0.41	0.15		ppbV	1	1/27/2011 8:20:00 PM
Tetrachloroethylene	1.5	0.15		ppbV	1	1/27/2011 8:20:00 PM
Tetrahydrofuran	< 0.15	0.15		ppbV	1	1/27/2011 8:20:00 PM
Toluene	1.1	0.15		ppbV	1	1/27/2011 8:20:00 PM
trans-1,2-Dichloroethene	0.38	0.15		ppbV	1	1/27/2011 8:20:00 PM
trans-1,3-Dichloropropene	< 0.15	0.15		ppbV	1	1/27/2011 8:20:00 PM
Trichloroethene	0.60	0.15		ppbV	1	1/27/2011 8:20:00 PM
Vinyl acetate	< 0.15	0.15		ppbV	1	1/27/2011 8:20:00 PM
Vinyl Bromide	< 0.15	0.15		ppbV	1	1/27/2011 8:20:00 PM
Vinyl chloride	< 0.15	0.15		ppbV	1	1/27/2011 8:20:00 PM
Surr: Bromofluorobenzene	120	70-130		%REC	1	1/27/2011 8:20:00 PM

Qualifiers:

**	Reporting Limit	.	Results reported are not blank corrected
B	Analyte detected in the associated Method Blank	E	Value above quantitation range
H	Holding times for preparation or analysis exceeded	J	Analyte detected at or below quantitation limits
JN	Non-routine analyte. Quantitation estimated.	ND	Not Detected at the Reporting Limit
S	Spike Recovery outside accepted recovery limits		

Centek Laboratories, LLC

Date: *24-Feb-11*

CLIENT:	Arcadis	**Client Sample ID:**	SS-VMP 2C
Lab Order:	C1101036	**Tag Number:**	325,281
Project:	Lockheed Martin NJ001014.0001	**Collection Date:**	1/25/2011
Lab ID:	C1101036-010A	**Matrix:**	

Analyses	Result	**Limit	Qual	Units	DF	Date Analyzed
1UG/M3 BY METHOD TO15		**TO-15**				Analyst: LL
1,1,1-Trichloroethane	11	0.83		ug/m3	1	1/27/2011 8:20:00 PM
1,1,2,2-Tetrachloroethane	< 1.0	1.0		ug/m3	1	1/27/2011 8:20:00 PM
1,1,2-Trichloroethane	< 0.83	0.83		ug/m3	1	1/27/2011 8:20:00 PM
1,1-Dichloroethane	< 0.62	0.62		ug/m3	1	1/27/2011 8:20:00 PM
1,1-Dichloroethene	< 0.60	0.60		ug/m3	1	1/27/2011 8:20:00 PM
1,2,4-Trichlorobenzene	< 1.1	1.1		ug/m3	1	1/27/2011 8:20:00 PM
1,2,4-Trimethylbenzene	6.0	3.7		ug/m3	5	1/28/2011 11:27:00 PM
1,2-Dibromoethane	< 1.2	1.2		ug/m3	1	1/27/2011 8:20:00 PM
1,2-Dichlorobenzene	< 0.92	0.92		ug/m3	1	1/27/2011 8:20:00 PM
1,2-Dichloroethane	< 0.62	0.62		ug/m3	1	1/27/2011 8:20:00 PM
1,2-Dichloropropane	< 0.70	0.70		ug/m3	1	1/27/2011 8:20:00 PM
1,3,5-Trimethylbenzene	2.0	0.75		ug/m3	1	1/27/2011 8:20:00 PM
1,3-butadiene	< 0.34	0.34		ug/m3	1	1/27/2011 8:20:00 PM
1,3-Dichlorobenzene	< 0.92	0.92		ug/m3	1	1/27/2011 8:20:00 PM
1,4-Dichlorobenzene	< 0.92	0.92		ug/m3	1	1/27/2011 8:20:00 PM
1,4-Dioxane	< 1.1	1.1		ug/m3	1	1/27/2011 8:20:00 PM
2,2,4-trimethylpentane	< 0.71	0.71		ug/m3	1	1/27/2011 8:20:00 PM
4-ethyltoluene	1.6	0.75		ug/m3	1	1/27/2011 8:20:00 PM
Acetone	9.7	3.6		ug/m3	5	1/28/2011 11:27:00 PM
Allyl chloride	< 0.48	0.48		ug/m3	1	1/27/2011 8:20:00 PM
Benzene	0.58	0.49		ug/m3	1	1/27/2011 8:20:00 PM
Benzyl chloride	< 0.88	0.88		ug/m3	1	1/27/2011 8:20:00 PM
Bromodichloromethane	< 1.0	1.0		ug/m3	1	1/27/2011 8:20:00 PM
Bromoform	< 1.6	1.6		ug/m3	1	1/27/2011 8:20:00 PM
Bromomethane	< 0.59	0.59		ug/m3	1	1/27/2011 8:20:00 PM
Carbon disulfide	0.73	0.47		ug/m3	1	1/27/2011 8:20:00 PM
Carbon tetrachloride	0.26	0.96	J	ug/m3	1	1/27/2011 8:20:00 PM
Chlorobenzene	0.47	0.70	J	ug/m3	1	1/27/2011 8:20:00 PM
Chloroethane	< 0.40	0.40		ug/m3	1	1/27/2011 8:20:00 PM
Chloroform	4.5	0.74		ug/m3	1	1/27/2011 8:20:00 PM
Chloromethane	0.40	0.31		ug/m3	1	1/27/2011 8:20:00 PM
cis-1,2-Dichloroethene	< 0.60	0.60		ug/m3	1	1/27/2011 8:20:00 PM
cis-1,3-Dichloropropene	< 0.69	0.69		ug/m3	1	1/27/2011 8:20:00 PM
Cyclohexane	4.9	0.52		ug/m3	1	1/27/2011 8:20:00 PM
Dibromochloromethane	< 1.3	1.3		ug/m3	1	1/27/2011 8:20:00 PM
Ethyl acetate	< 0.92	0.92		ug/m3	1	1/27/2011 8:20:00 PM
Ethylbenzene	1.7	0.66		ug/m3	1	1/27/2011 8:20:00 PM
Freon 11	1.9	0.86		ug/m3	1	1/27/2011 8:20:00 PM
Freon 113	2.6	1.2		ug/m3	1	1/27/2011 8:20:00 PM
Freon 114	< 1.1	1.1		ug/m3	1	1/27/2011 8:20:00 PM

Qualifiers:

**	Reporting Limit	.	Results reported are not blank corrected
B	Analyte detected in the associated Method Blank	E	Value above quantitation range
H	Holding times for preparation or analysis exceeded	J	Analyte detected at or below quantitation limits
JN	Non-routine analyte. Quantitation estimated.	ND	Not Detected at the Reporting Limit
S	Spike Recovery outside accepted recovery limits		

Centek Laboratories, LLC

Date: *24-Feb-11*

CLIENT:	Arcadis	**Client Sample ID:**	SS-VMP 2C
Lab Order:	C1101036	**Tag Number:**	325,281
Project:	Lockheed Martin NJ001014.0001	**Collection Date:**	1/25/2011
Lab ID:	C1101036-010A	**Matrix:**	

Analyses	Result	**Limit	Qual	Units	DF	Date Analyzed
1UG/M3 BY METHOD TO15		TO-15				Analyst: LL
Freon 12	2.2	0.75		ug/m3	1	1/27/2011 8:20:00 PM
Heptane	2.9	0.62		ug/m3	1	1/27/2011 8:20:00 PM
Hexachloro-1,3-butadiene	< 1.6	1.6		ug/m3	1	1/27/2011 8:20:00 PM
Hexane	0.64	0.54		ug/m3	1	1/27/2011 8:20:00 PM
Isopropyl alcohol	180	15		ug/m3	40	1/29/2011
m&p-Xylene	5.2	1.3		ug/m3	1	1/27/2011 8:20:00 PM
Methyl Butyl Ketone	< 1.2	1.2		ug/m3	1	1/27/2011 8:20:00 PM
Methyl Ethyl Ketone	< 0.90	0.90		ug/m3	1	1/27/2011 8:20:00 PM
Methyl Isobutyl Ketone	< 1.2	1.2		ug/m3	1	1/27/2011 8:20:00 PM
Methyl tert-butyl ether	< 0.55	0.55		ug/m3	1	1/27/2011 8:20:00 PM
Methylene chloride	9.2	2.6		ug/m3	5	1/28/2011 11:27:00 PM
o-Xylene	2.1	0.66		ug/m3	1	1/27/2011 8:20:00 PM
Propylene	< 0.26	0.26		ug/m3	1	1/27/2011 8:20:00 PM
Styrene	1.8	0.65		ug/m3	1	1/27/2011 8:20:00 PM
Tetrachloroethylene	11	1.0		ug/m3	1	1/27/2011 8:20:00 PM
Tetrahydrofuran	< 0.45	0.45		ug/m3	1	1/27/2011 8:20:00 PM
Toluene	4.3	0.57		ug/m3	1	1/27/2011 8:20:00 PM
trans-1,2-Dichloroethene	1.5	0.60		ug/m3	1	1/27/2011 8:20:00 PM
trans-1,3-Dichloropropene	< 0.69	0.69		ug/m3	1	1/27/2011 8:20:00 PM
Trichloroethene	3.3	0.82		ug/m3	1	1/27/2011 8:20:00 PM
Vinyl acetate	< 0.54	0.54		ug/m3	1	1/27/2011 8:20:00 PM
Vinyl Bromide	< 0.67	0.67		ug/m3	1	1/27/2011 8:20:00 PM
Vinyl chloride	< 0.39	0.39		ug/m3	1	1/27/2011 8:20:00 PM

Qualifiers:

**	Reporting Limit	.	Results reported are not blank corrected
B	Analyte detected in the associated Method Blank	E	Value above quantitation range
H	Holding times for preparation or analysis exceeded	J	Analyte detected at or below quantitation limits
JN	Non-routine analyte. Quantitation estimated.	ND	Not Detected at the Reporting Limit
S	Spike Recovery outside accepted recovery limits		

Centek Laboratories, LLC

Date: *24-Feb-11*

CLIENT:	Arcadis	**Client Sample ID:**	IA-VMP 5A
Lab Order:	C1101036	**Tag Number:**	363,386
Project:	Lockheed Martin NJ001014.0001	**Collection Date:**	1/25/2011
Lab ID:	C1101036-011A	**Matrix:**	

Analyses	Result	**Limit	Qual	Units	DF	Date Analyzed
FIELD PARAMETERS		FLD				Analyst:
Lab Vacuum In	-16			"Hg		1/26/2011
Lab Vacuum Out	-30			"Hg		1/26/2011
1UG/M3 W/ 0.25UG/M3 CT-TCE-VC		TO-15				Analyst: LL
1,1,1-Trichloroethane	< 0.15	0.15		ppbV	1	1/26/2011
1,1,2,2-Tetrachloroethane	< 0.15	0.15		ppbV	1	1/26/2011
1,1,2-Trichloroethane	< 0.15	0.15		ppbV	1	1/26/2011
1,1-Dichloroethane	< 0.15	0.15		ppbV	1	1/26/2011
1,1-Dichloroethene	< 0.15	0.15		ppbV	1	1/26/2011
1,2,4-Trichlorobenzene	< 0.15	0.15		ppbV	1	1/26/2011
1,2,4-Trimethylbenzene	0.44	0.15		ppbV	1	1/26/2011
1,2-Dibromoethane	< 0.15	0.15		ppbV	1	1/26/2011
1,2-Dichlorobenzene	< 0.15	0.15		ppbV	1	1/26/2011
1,2-Dichloroethane	< 0.15	0.15		ppbV	1	1/26/2011
1,2-Dichloropropane	< 0.15	0.15		ppbV	1	1/26/2011
1,3,5-Trimethylbenzene	0.14	0.15	J	ppbV	1	1/26/2011
1,3-butadiene	< 0.15	0.15		ppbV	1	1/26/2011
1,3-Dichlorobenzene	< 0.15	0.15		ppbV	1	1/26/2011
1,4-Dichlorobenzene	5.6	1.5		ppbV	10	1/27/2011 4:34:00 AM
1,4-Dioxane	< 0.30	0.30		ppbV	1	1/26/2011
2,2,4-trimethylpentane	< 0.15	0.15		ppbV	1	1/26/2011
4-ethyltoluene	< 0.15	0.15		ppbV	1	1/26/2011
Acetone	23	12		ppbV	40	1/28/2011 10:13:00 AM
Allyl chloride	< 0.15	0.15		ppbV	1	1/26/2011
Benzene	0.37	0.15		ppbV	1	1/26/2011
Benzyl chloride	< 0.15	0.15		ppbV	1	1/26/2011
Bromodichloromethane	< 0.15	0.15		ppbV	1	1/26/2011
Bromoform	< 0.15	0.15		ppbV	1	1/26/2011
Bromomethane	< 0.15	0.15		ppbV	1	1/26/2011
Carbon disulfide	< 0.15	0.15		ppbV	1	1/26/2011
Carbon tetrachloride	0.050	0.040		ppbV	1	1/26/2011
Chlorobenzene	< 0.15	0.15		ppbV	1	1/26/2011
Chloroethane	< 0.15	0.15		ppbV	1	1/26/2011
Chloroform	< 0.15	0.15		ppbV	1	1/26/2011
Chloromethane	0.36	0.15		ppbV	1	1/26/2011
cis-1,2-Dichloroethene	< 0.15	0.15		ppbV	1	1/26/2011
cis-1,3-Dichloropropene	< 0.15	0.15		ppbV	1	1/26/2011
Cyclohexane	0.75	0.15		ppbV	1	1/26/2011
Dibromochloromethane	< 0.15	0.15		ppbV	1	1/26/2011
Ethyl acetate	6.8	2.5		ppbV	10	1/27/2011 4:34:00 AM

Qualifiers:

**	Reporting Limit
B	Analyte detected in the associated Method Blank
H	Holding times for preparation or analysis exceeded
JN	Non-routine analyte. Quantitation estimated.
S	Spike Recovery outside accepted recovery limits
.	Results reported are not blank corrected
E	Value above quantitation range
J	Analyte detected at or below quantitation limits
ND	Not Detected at the Reporting Limit

Centek Laboratories, LLC

Date: *24-Feb-11*

CLIENT:	Arcadis	**Client Sample ID:**	IA-VMP 5A
Lab Order:	C1101036	**Tag Number:**	363,386
Project:	Lockheed Martin NJ001014.0001	**Collection Date:**	1/25/2011
Lab ID:	C1101036-011A	**Matrix:**	

Analyses	Result	**Limit	Qual	Units	DF	Date Analyzed
1UG/M3 W/ 0.25UG/M3 CT-TCE-VC		**TO-15**				Analyst: **LL**
Ethylbenzene	0.19	0.15		ppbV	1	1/26/2011
Freon 11	0.18	0.15		ppbV	1	1/26/2011
Freon 113	< 0.15	0.15		ppbV	1	1/26/2011
Freon 114	< 0.15	0.15		ppbV	1	1/26/2011
Freon 12	0.34	0.15		ppbV	1	1/26/2011
Heptane	1.2	0.15		ppbV	1	1/26/2011
Hexachloro-1,3-butadiene	< 0.15	0.15		ppbV	1	1/26/2011
Hexane	0.47	0.15		ppbV	1	1/26/2011
Isopropyl alcohol	220	48		ppbV	320	1/28/2011 10:46:00 AM
m&p-Xylene	0.51	0.30		ppbV	1	1/26/2011
Methyl Butyl Ketone	< 0.30	0.30		ppbV	1	1/26/2011
Methyl Ethyl Ketone	1.2	0.30		ppbV	1	1/26/2011
Methyl Isobutyl Ketone	< 0.30	0.30		ppbV	1	1/26/2011
Methyl tert-butyl ether	< 0.15	0.15		ppbV	1	1/26/2011
Methylene chloride	35	6.0		ppbV	40	1/28/2011 10:13:00 AM
o-Xylene	0.14	0.15	J	ppbV	1	1/26/2011
Propylene	< 0.15	0.15		ppbV	1	1/26/2011
Styrene	< 0.15	0.15		ppbV	1	1/26/2011
Tetrachloroethylene	< 0.15	0.15		ppbV	1	1/26/2011
Tetrahydrofuran	0.57	0.15		ppbV	1	1/26/2011
Toluene	8.1	1.5		ppbV	10	1/27/2011 4:34:00 AM
trans-1,2-Dichloroethene	< 0.15	0.15		ppbV	1	1/26/2011
trans-1,3-Dichloropropene	< 0.15	0.15		ppbV	1	1/26/2011
Trichloroethene	0.14	0.040		ppbV	1	1/26/2011
Vinyl acetate	< 0.15	0.15		ppbV	1	1/26/2011
Vinyl Bromide	< 0.15	0.15		ppbV	1	1/26/2011
Vinyl chloride	< 0.040	0.040		ppbV	1	1/26/2011
Surr: Bromofluorobenzene	102	70-130		%REC	1	1/26/2011

Qualifiers:

**	Reporting Limit	.	Results reported are not blank corrected
B	Analyte detected in the associated Method Blank	E	Value above quantitation range
H	Holding times for preparation or analysis exceeded	J	Analyte detected at or below quantitation limits
JN	Non-routine analyte. Quantitation estimated.	ND	Not Detected at the Reporting Limit
S	Spike Recovery outside accepted recovery limits		

Centek Laboratories, LLC

Date: *24-Feb-11*

CLIENT:	Arcadis	**Client Sample ID:**	IA-VMP 5A
Lab Order:	C1101036	**Tag Number:**	363,386
Project:	Lockheed Martin NJ001014.0001	**Collection Date:**	1/25/2011
Lab ID:	C1101036-011A	**Matrix:**	

Analyses	Result	**Limit	Qual	Units	DF	Date Analyzed
1UG/M3 W/ 0.25UG/M3 CT-TCE-VC		TO-15				Analyst: LL
1,1,1-Trichloroethane	< 0.83	0.83		ug/m3	1	1/26/2011
1,1,2,2-Tetrachloroethane	< 1.0	1.0		ug/m3	1	1/26/2011
1,1,2-Trichloroethane	< 0.83	0.83		ug/m3	1	1/26/2011
1,1-Dichloroethane	< 0.62	0.62		ug/m3	1	1/26/2011
1,1-Dichloroethene	< 0.60	0.60		ug/m3	1	1/26/2011
1,2,4-Trichlorobenzene	< 1.1	1.1		ug/m3	1	1/26/2011
1,2,4-Trimethylbenzene	2.2	0.75		ug/m3	1	1/26/2011
1,2-Dibromoethane	< 1.2	1.2		ug/m3	1	1/26/2011
1,2-Dichlorobenzene	< 0.92	0.92		ug/m3	1	1/26/2011
1,2-Dichloroethane	< 0.62	0.62		ug/m3	1	1/26/2011
1,2-Dichloropropane	< 0.70	0.70		ug/m3	1	1/26/2011
1,3,5-Trimethylbenzene	0.70	0.75	J	ug/m3	1	1/26/2011
1,3-butadiene	< 0.34	0.34		ug/m3	1	1/26/2011
1,3-Dichlorobenzene	< 0.92	0.92		ug/m3	1	1/26/2011
1,4-Dichlorobenzene	34	9.2		ug/m3	10	1/27/2011 4:34:00 AM
1,4-Dioxane	< 1.1	1.1		ug/m3	1	1/26/2011
2,2,4-trimethylpentane	< 0.71	0.71		ug/m3	1	1/26/2011
4-ethyltoluene	< 0.75	0.75		ug/m3	1	1/26/2011
Acetone	56	29		ug/m3	40	1/28/2011 10:13:00 AM
Allyl chloride	< 0.48	0.48		ug/m3	1	1/26/2011
Benzene	1.2	0.49		ug/m3	1	1/26/2011
Benzyl chloride	< 0.88	0.88		ug/m3	1	1/26/2011
Bromodichloromethane	< 1.0	1.0		ug/m3	1	1/26/2011
Bromoform	< 1.6	1.6		ug/m3	1	1/26/2011
Bromomethane	< 0.59	0.59		ug/m3	1	1/26/2011
Carbon disulfide	< 0.47	0.47		ug/m3	1	1/26/2011
Carbon tetrachloride	0.32	0.26		ug/m3	1	1/26/2011
Chlorobenzene	< 0.70	0.70		ug/m3	1	1/26/2011
Chloroethane	< 0.40	0.40		ug/m3	1	1/26/2011
Chloroform	< 0.74	0.74		ug/m3	1	1/26/2011
Chloromethane	0.76	0.31		ug/m3	1	1/26/2011
cis-1,2-Dichloroethene	< 0.60	0.60		ug/m3	1	1/26/2011
cis-1,3-Dichloropropene	< 0.69	0.69		ug/m3	1	1/26/2011
Cyclohexane	2.6	0.52		ug/m3	1	1/26/2011
Dibromochloromethane	< 1.3	1.3		ug/m3	1	1/26/2011
Ethyl acetate	25	9.2		ug/m3	10	1/27/2011 4:34:00 AM
Ethylbenzene	0.84	0.66		ug/m3	1	1/26/2011
Freon 11	1.0	0.86		ug/m3	1	1/26/2011
Freon 113	< 1.2	1.2		ug/m3	1	1/26/2011
Freon 114	< 1.1	1.1		ug/m3	1	1/26/2011

Qualifiers:

**	Reporting Limit	.	Results reported are not blank corrected
B	Analyte detected in the associated Method Blank	E	Value above quantitation range
H	Holding times for preparation or analysis exceeded	J	Analyte detected at or below quantitation limits
JN	Non-routine analyte. Quantitation estimated.	ND	Not Detected at the Reporting Limit
S	Spike Recovery outside accepted recovery limits		

Centek Laboratories, LLC

Date: *24-Feb-11*

CLIENT:	Arcadis	**Client Sample ID:**	IA-VMP 5A
Lab Order:	C1101036	**Tag Number:**	363,386
Project:	Lockheed Martin NJ001014.0001	**Collection Date:**	1/25/2011
Lab ID:	C1101036-011A	**Matrix:**	

Analyses	Result	**Limit	Qual	Units	DF	Date Analyzed
1UG/M3 W/ 0.25UG/M3 CT-TCE-VC		**TO-15**				Analyst: LL
Freon 12	1.7	0.75		ug/m3	1	1/26/2011
Heptane	5.0	0.62		ug/m3	1	1/26/2011
Hexachloro-1,3-butadiene	< 1.6	1.6		ug/m3	1	1/26/2011
Hexane	1.7	0.54		ug/m3	1	1/26/2011
Isopropyl alcohol	540	120		ug/m3	320	1/28/2011 10:46:00 AM
m&p-Xylene	2.3	1.3		ug/m3	1	1/26/2011
Methyl Butyl Ketone	< 1.2	1.2		ug/m3	1	1/26/2011
Methyl Ethyl Ketone	3.7	0.90		ug/m3	1	1/26/2011
Methyl Isobutyl Ketone	< 1.2	1.2		ug/m3	1	1/26/2011
Methyl tert-butyl ether	< 0.55	0.55		ug/m3	1	1/26/2011
Methylene chloride	120	21		ug/m3	40	1/28/2011 10:13:00 AM
o-Xylene	0.62	0.66	J	ug/m3	1	1/26/2011
Propylene	< 0.26	0.26		ug/m3	1	1/26/2011
Styrene	< 0.65	0.65		ug/m3	1	1/26/2011
Tetrachloroethylene	< 1.0	1.0		ug/m3	1	1/26/2011
Tetrahydrofuran	1.7	0.45		ug/m3	1	1/26/2011
Toluene	31	5.7		ug/m3	10	1/27/2011 4:34:00 AM
trans-1,2-Dichloroethene	< 0.60	0.60		ug/m3	1	1/26/2011
trans-1,3-Dichloropropene	< 0.69	0.69		ug/m3	1	1/26/2011
Trichloroethene	0.76	0.22		ug/m3	1	1/26/2011
Vinyl acetate	< 0.54	0.54		ug/m3	1	1/26/2011
Vinyl Bromide	< 0.67	0.67		ug/m3	1	1/26/2011
Vinyl chloride	< 0.10	0.10		ug/m3	1	1/26/2011

Qualifiers:

**	Reporting Limit	.	Results reported are not blank corrected
B	Analyte detected in the associated Method Blank	E	Value above quantitation range
H	Holding times for preparation or analysis exceeded	J	Analyte detected at or below quantitation limits
JN	Non-routine analyte. Quantitation estimated.	ND	Not Detected at the Reporting Limit
S	Spike Recovery outside accepted recovery limits		

Centek Laboratories, LLC

Date: *24-Feb-11*

CLIENT:	Arcadis	**Client Sample ID:**	SS-VMP 3D
Lab Order:	C1101036	**Tag Number:**	93,263
Project:	Lockheed Martin NJ001014.0001	**Collection Date:**	1/25/2011
Lab ID:	C1101036-012A	**Matrix:**	

Analyses	Result	**Limit	Qual	Units	DF	Date Analyzed
FIELD PARAMETERS		FLD				Analyst:
Lab Vacuum In	-7			"Hg		1/26/2011
Lab Vacuum Out	-30			"Hg		1/26/2011
1UG/M3 BY METHOD TO15		TO-15				Analyst: LL
1,1,1-Trichloroethane	< 0.15	0.15		ppbV	1	1/27/2011 8:53:00 PM
1,1,2,2-Tetrachloroethane	< 0.15	0.15		ppbV	1	1/27/2011 8:53:00 PM
1,1,2-Trichloroethane	< 0.15	0.15		ppbV	1	1/27/2011 8:53:00 PM
1,1-Dichloroethane	< 0.15	0.15		ppbV	1	1/27/2011 8:53:00 PM
1,1-Dichloroethene	< 0.15	0.15		ppbV	1	1/27/2011 8:53:00 PM
1,2,4-Trichlorobenzene	< 0.15	0.15		ppbV	1	1/27/2011 8:53:00 PM
1,2,4-Trimethylbenzene	0.20	0.15		ppbV	1	1/27/2011 8:53:00 PM
1,2-Dibromoethane	< 0.15	0.15		ppbV	1	1/27/2011 8:53:00 PM
1,2-Dichlorobenzene	< 0.15	0.15		ppbV	1	1/27/2011 8:53:00 PM
1,2-Dichloroethane	< 0.15	0.15		ppbV	1	1/27/2011 8:53:00 PM
1,2-Dichloropropane	< 0.15	0.15		ppbV	1	1/27/2011 8:53:00 PM
1,3,5-Trimethylbenzene	< 0.15	0.15		ppbV	1	1/27/2011 8:53:00 PM
1,3-butadiene	< 0.15	0.15		ppbV	1	1/27/2011 8:53:00 PM
1,3-Dichlorobenzene	< 0.15	0.15		ppbV	1	1/27/2011 8:53:00 PM
1,4-Dichlorobenzene	0.12	0.15	J	ppbV	1	1/27/2011 8:53:00 PM
1,4-Dioxane	< 0.30	0.30		ppbV	1	1/27/2011 8:53:00 PM
2,2,4-trimethylpentane	< 0.15	0.15		ppbV	1	1/27/2011 8:53:00 PM
4-ethyltoluene	< 0.15	0.15		ppbV	1	1/27/2011 8:53:00 PM
Acetone	3.4	1.5		ppbV	5	1/29/2011 12:34:00 AM
Allyl chloride	< 0.15	0.15		ppbV	1	1/27/2011 8:53:00 PM
Benzene	0.29	0.15		ppbV	1	1/27/2011 8:53:00 PM
Benzyl chloride	< 0.15	0.15		ppbV	1	1/27/2011 8:53:00 PM
Bromodichloromethane	< 0.15	0.15		ppbV	1	1/27/2011 8:53:00 PM
Bromoform	< 0.15	0.15		ppbV	1	1/27/2011 8:53:00 PM
Bromomethane	< 0.15	0.15		ppbV	1	1/27/2011 8:53:00 PM
Carbon disulfide	< 0.15	0.15		ppbV	1	1/27/2011 8:53:00 PM
Carbon tetrachloride	0.050	0.15	J	ppbV	1	1/27/2011 8:53:00 PM
Chlorobenzene	< 0.15	0.15		ppbV	1	1/27/2011 8:53:00 PM
Chloroethane	< 0.15	0.15		ppbV	1	1/27/2011 8:53:00 PM
Chloroform	< 0.15	0.15		ppbV	1	1/27/2011 8:53:00 PM
Chloromethane	0.35	0.15		ppbV	1	1/27/2011 8:53:00 PM
cis-1,2-Dichloroethene	< 0.15	0.15		ppbV	1	1/27/2011 8:53:00 PM
cis-1,3-Dichloropropene	< 0.15	0.15		ppbV	1	1/27/2011 8:53:00 PM
Cyclohexane	< 0.15	0.15		ppbV	1	1/27/2011 8:53:00 PM
Dibromochloromethane	< 0.15	0.15		ppbV	1	1/27/2011 8:53:00 PM
Ethyl acetate	< 0.25	0.25		ppbV	1	1/27/2011 8:53:00 PM

Qualifiers:

**	Reporting Limit	.	Results reported are not blank corrected
B	Analyte detected in the associated Method Blank	E	Value above quantitation range
H	Holding times for preparation or analysis exceeded	J	Analyte detected at or below quantitation limits
JN	Non-routine analyte. Quantitation estimated.	ND	Not Detected at the Reporting Limit
S	Spike Recovery outside accepted recovery limits		

Centek Laboratories, LLC

Date: *24-Feb-11*

CLIENT:	Arcadis	**Client Sample ID:**	SS-VMP 3D
Lab Order:	C1101036	**Tag Number:**	93,263
Project:	Lockheed Martin NJ001014.0001	**Collection Date:**	1/25/2011
Lab ID:	C1101036-012A	**Matrix:**	

Analyses	Result	**Limit	Qual	Units	DF	Date Analyzed
1UG/M3 BY METHOD TO15		TO-15				Analyst: LL
Ethylbenzene	0.14	0.15	J	ppbV	1	1/27/2011 8:53:00 PM
Freon 11	0.23	0.15		ppbV	1	1/27/2011 8:53:00 PM
Freon 113	< 0.15	0.15		ppbV	1	1/27/2011 8:53:00 PM
Freon 114	< 0.15	0.15		ppbV	1	1/27/2011 8:53:00 PM
Freon 12	0.42	0.15		ppbV	1	1/27/2011 8:53:00 PM
Heptane	0.78	0.15		ppbV	1	1/27/2011 8:53:00 PM
Hexachloro-1,3-butadiene	< 0.15	0.15		ppbV	1	1/27/2011 8:53:00 PM
Hexane	0.27	0.15		ppbV	1	1/27/2011 8:53:00 PM
Isopropyl alcohol	22	3.0		ppbV	20	1/29/2011 1:08:00 AM
m&p-Xylene	0.27	0.30	J	ppbV	1	1/27/2011 8:53:00 PM
Methyl Butyl Ketone	< 0.30	0.30		ppbV	1	1/27/2011 8:53:00 PM
Methyl Ethyl Ketone	< 0.30	0.30		ppbV	1	1/27/2011 8:53:00 PM
Methyl Isobutyl Ketone	< 0.30	0.30		ppbV	1	1/27/2011 8:53:00 PM
Methyl tert-butyl ether	< 0.15	0.15		ppbV	1	1/27/2011 8:53:00 PM
Methylene chloride	7.8	0.75		ppbV	5	1/29/2011 12:34:00 AM
o-Xylene	0.11	0.15	J	ppbV	1	1/27/2011 8:53:00 PM
Propylene	< 0.15	0.15		ppbV	1	1/27/2011 8:53:00 PM
Styrene	0.62	0.15		ppbV	1	1/27/2011 8:53:00 PM
Tetrachloroethylene	< 0.15	0.15		ppbV	1	1/27/2011 8:53:00 PM
Tetrahydrofuran	< 0.15	0.15		ppbV	1	1/27/2011 8:53:00 PM
Toluene	0.84	0.15		ppbV	1	1/27/2011 8:53:00 PM
trans-1,2-Dichloroethene	< 0.15	0.15		ppbV	1	1/27/2011 8:53:00 PM
trans-1,3-Dichloropropene	< 0.15	0.15		ppbV	1	1/27/2011 8:53:00 PM
Trichloroethene	0.090	0.15	J	ppbV	1	1/27/2011 8:53:00 PM
Vinyl acetate	< 0.15	0.15		ppbV	1	1/27/2011 8:53:00 PM
Vinyl Bromide	< 0.15	0.15		ppbV	1	1/27/2011 8:53:00 PM
Vinyl chloride	< 0.15	0.15		ppbV	1	1/27/2011 8:53:00 PM
Surr: Bromofluorobenzene	81.0	70-130		%REC	1	1/27/2011 8:53:00 PM

Qualifiers:

**	Reporting Limit	.	Results reported are not blank corrected
B	Analyte detected in the associated Method Blank	E	Value above quantitation range
H	Holding times for preparation or analysis exceeded	J	Analyte detected at or below quantitation limits
JN	Non-routine analyte. Quantitation estimated.	ND	Not Detected at the Reporting Limit
S	Spike Recovery outside accepted recovery limits		

Centek Laboratories, LLC

Date: *24-Feb-11*

CLIENT:	Arcadis	**Client Sample ID:**	SS-VMP 3D
Lab Order:	C1101036	**Tag Number:**	93,263
Project:	Lockheed Martin NJ001014.0001	**Collection Date:**	1/25/2011
Lab ID:	C1101036-012A	**Matrix:**	

Analyses	Result	**Limit	Qual	Units	DF	Date Analyzed
1UG/M3 BY METHOD TO15		TO-15				Analyst: LL
1,1,1-Trichloroethane	< 0.83	0.83		ug/m3	1	1/27/2011 8:53:00 PM
1,1,2,2-Tetrachloroethane	< 1.0	1.0		ug/m3	1	1/27/2011 8:53:00 PM
1,1,2-Trichloroethane	< 0.83	0.83		ug/m3	1	1/27/2011 8:53:00 PM
1,1-Dichloroethane	< 0.62	0.62		ug/m3	1	1/27/2011 8:53:00 PM
1,1-Dichloroethene	< 0.60	0.60		ug/m3	1	1/27/2011 8:53:00 PM
1,2,4-Trichlorobenzene	< 1.1	1.1		ug/m3	1	1/27/2011 8:53:00 PM
1,2,4-Trimethylbenzene	1.0	0.75		ug/m3	1	1/27/2011 8:53:00 PM
1,2-Dibromoethane	< 1.2	1.2		ug/m3	1	1/27/2011 8:53:00 PM
1,2-Dichlorobenzene	< 0.92	0.92		ug/m3	1	1/27/2011 8:53:00 PM
1,2-Dichloroethane	< 0.62	0.62		ug/m3	1	1/27/2011 8:53:00 PM
1,2-Dichloropropane	< 0.70	0.70		ug/m3	1	1/27/2011 8:53:00 PM
1,3,5-Trimethylbenzene	< 0.75	0.75		ug/m3	1	1/27/2011 8:53:00 PM
1,3-butadiene	< 0.34	0.34		ug/m3	1	1/27/2011 8:53:00 PM
1,3-Dichlorobenzene	< 0.92	0.92		ug/m3	1	1/27/2011 8:53:00 PM
1,4-Dichlorobenzene	0.73	0.92	J	ug/m3	1	1/27/2011 8:53:00 PM
1,4-Dioxane	< 1.1	1.1		ug/m3	1	1/27/2011 8:53:00 PM
2,2,4-trimethylpentane	< 0.71	0.71		ug/m3	1	1/27/2011 8:53:00 PM
4-ethyltoluene	< 0.75	0.75		ug/m3	1	1/27/2011 8:53:00 PM
Acetone	8.2	3.6		ug/m3	5	1/29/2011 12:34:00 AM
Allyl chloride	< 0.48	0.48		ug/m3	1	1/27/2011 8:53:00 PM
Benzene	0.94	0.49		ug/m3	1	1/27/2011 8:53:00 PM
Benzyl chloride	< 0.88	0.88		ug/m3	1	1/27/2011 8:53:00 PM
Bromodichloromethane	< 1.0	1.0		ug/m3	1	1/27/2011 8:53:00 PM
Bromoform	< 1.6	1.6		ug/m3	1	1/27/2011 8:53:00 PM
Bromomethane	< 0.59	0.59		ug/m3	1	1/27/2011 8:53:00 PM
Carbon disulfide	< 0.47	0.47		ug/m3	1	1/27/2011 8:53:00 PM
Carbon tetrachloride	0.32	0.96	J	ug/m3	1	1/27/2011 8:53:00 PM
Chlorobenzene	< 0.70	0.70		ug/m3	1	1/27/2011 8:53:00 PM
Chloroethane	< 0.40	0.40		ug/m3	1	1/27/2011 8:53:00 PM
Chloroform	< 0.74	0.74		ug/m3	1	1/27/2011 8:53:00 PM
Chloromethane	0.73	0.31		ug/m3	1	1/27/2011 8:53:00 PM
cis-1,2-Dichloroethene	< 0.60	0.60		ug/m3	1	1/27/2011 8:53:00 PM
cis-1,3-Dichloropropene	< 0.69	0.69		ug/m3	1	1/27/2011 8:53:00 PM
Cyclohexane	< 0.52	0.52		ug/m3	1	1/27/2011 8:53:00 PM
Dibromochloromethane	< 1.3	1.3		ug/m3	1	1/27/2011 8:53:00 PM
Ethyl acetate	< 0.92	0.92		ug/m3	1	1/27/2011 8:53:00 PM
Ethylbenzene	0.62	0.66	J	ug/m3	1	1/27/2011 8:53:00 PM
Freon 11	1.3	0.86		ug/m3	1	1/27/2011 8:53:00 PM
Freon 113	< 1.2	1.2		ug/m3	1	1/27/2011 8:53:00 PM
Freon 114	< 1.1	1.1		ug/m3	1	1/27/2011 8:53:00 PM

Qualifiers:

**	Reporting Limit
B	Analyte detected in the associated Method Blank
H	Holding times for preparation or analysis exceeded
JN	Non-routine analyte. Quantitation estimated.
S	Spike Recovery outside accepted recovery limits
.	Results reported are not blank corrected
E	Value above quantitation range
J	Analyte detected at or below quantitation limits
ND	Not Detected at the Reporting Limit

Centek Laboratories, LLC

Date: *24-Feb-11*

CLIENT:	Arcadis	**Client Sample ID:**	SS-VMP 3D
Lab Order:	C1101036	**Tag Number:**	93,263
Project:	Lockheed Martin NJ001014.0001	**Collection Date:**	1/25/2011
Lab ID:	C1101036-012A	**Matrix:**	

Analyses	Result	**Limit	Qual	Units	DF	Date Analyzed
1UG/M3 BY METHOD TO15		TO-15				Analyst: LL
Freon 12	2.1	0.75		ug/m3	1	1/27/2011 8:53:00 PM
Heptane	3.2	0.62		ug/m3	1	1/27/2011 8:53:00 PM
Hexachloro-1,3-butadiene	< 1.6	1.6		ug/m3	1	1/27/2011 8:53:00 PM
Hexane	0.97	0.54		ug/m3	1	1/27/2011 8:53:00 PM
Isopropyl alcohol	55	7.5		ug/m3	20	1/29/2011 1:08:00 AM
m&p-Xylene	1.2	1.3	J	ug/m3	1	1/27/2011 8:53:00 PM
Methyl Butyl Ketone	< 1.2	1.2		ug/m3	1	1/27/2011 8:53:00 PM
Methyl Ethyl Ketone	< 0.90	0.90		ug/m3	1	1/27/2011 8:53:00 PM
Methyl Isobutyl Ketone	< 1.2	1.2		ug/m3	1	1/27/2011 8:53:00 PM
Methyl tert-butyl ether	< 0.55	0.55		ug/m3	1	1/27/2011 8:53:00 PM
Methylene chloride	28	2.6		ug/m3	5	1/29/2011 12:34:00 AM
o-Xylene	0.49	0.66	J	ug/m3	1	1/27/2011 8:53:00 PM
Propylene	< 0.26	0.26		ug/m3	1	1/27/2011 8:53:00 PM
Styrene	2.7	0.65		ug/m3	1	1/27/2011 8:53:00 PM
Tetrachloroethylene	< 1.0	1.0		ug/m3	1	1/27/2011 8:53:00 PM
Tetrahydrofuran	< 0.45	0.45		ug/m3	1	1/27/2011 8:53:00 PM
Toluene	3.2	0.57		ug/m3	1	1/27/2011 8:53:00 PM
trans-1,2-Dichloroethene	< 0.60	0.60		ug/m3	1	1/27/2011 8:53:00 PM
trans-1,3-Dichloropropene	< 0.69	0.69		ug/m3	1	1/27/2011 8:53:00 PM
Trichloroethene	0.49	0.82	J	ug/m3	1	1/27/2011 8:53:00 PM
Vinyl acetate	< 0.54	0.54		ug/m3	1	1/27/2011 8:53:00 PM
Vinyl Bromide	< 0.67	0.67		ug/m3	1	1/27/2011 8:53:00 PM
Vinyl chloride	< 0.39	0.39		ug/m3	1	1/27/2011 8:53:00 PM

Qualifiers:

**	Reporting Limit	.	Results reported are not blank corrected
B	Analyte detected in the associated Method Blank	E	Value above quantitation range
H	Holding times for preparation or analysis exceeded	J	Analyte detected at or below quantitation limits
JN	Non-routine analyte. Quantitation estimated.	ND	Not Detected at the Reporting Limit
S	Spike Recovery outside accepted recovery limits		

Centek Laboratories, LLC

Date: *24-Feb-11*

CLIENT:	Arcadis	**Client Sample ID:**	SS-DUPE
Lab Order:	C1101036	**Tag Number:**	157,263
Project:	Lockheed Martin NJ001014.0001	**Collection Date:**	1/25/2011
Lab ID:	C1101036-013A	**Matrix:**	

Analyses	Result	**Limit	Qual	Units	DF	Date Analyzed
FIELD PARAMETERS		FLD				Analyst:
Lab Vacuum In	-7			"Hg		1/26/2011
Lab Vacuum Out	-30			"Hg		1/26/2011
1UG/M3 BY METHOD TO15		TO-15				Analyst: LL
1,1,1-Trichloroethane	< 0.15	0.15		ppbV	1	1/27/2011 9:28:00 PM
1,1,2,2-Tetrachloroethane	< 0.15	0.15		ppbV	1	1/27/2011 9:28:00 PM
1,1,2-Trichloroethane	< 0.15	0.15		ppbV	1	1/27/2011 9:28:00 PM
1,1-Dichloroethane	< 0.15	0.15		ppbV	1	1/27/2011 9:28:00 PM
1,1-Dichloroethene	< 0.15	0.15		ppbV	1	1/27/2011 9:28:00 PM
1,2,4-Trichlorobenzene	< 0.15	0.15		ppbV	1	1/27/2011 9:28:00 PM
1,2,4-Trimethylbenzene	0.19	0.15		ppbV	1	1/27/2011 9:28:00 PM
1,2-Dibromoethane	< 0.15	0.15		ppbV	1	1/27/2011 9:28:00 PM
1,2-Dichlorobenzene	< 0.15	0.15		ppbV	1	1/27/2011 9:28:00 PM
1,2-Dichloroethane	< 0.15	0.15		ppbV	1	1/27/2011 9:28:00 PM
1,2-Dichloropropane	< 0.15	0.15		ppbV	1	1/27/2011 9:28:00 PM
1,3,5-Trimethylbenzene	< 0.15	0.15		ppbV	1	1/27/2011 9:28:00 PM
1,3-butadiene	< 0.15	0.15		ppbV	1	1/27/2011 9:28:00 PM
1,3-Dichlorobenzene	< 0.15	0.15		ppbV	1	1/27/2011 9:28:00 PM
1,4-Dichlorobenzene	0.11	0.15	J	ppbV	1	1/27/2011 9:28:00 PM
1,4-Dioxane	< 0.30	0.30		ppbV	1	1/27/2011 9:28:00 PM
2,2,4-trimethylpentane	< 0.15	0.15		ppbV	1	1/27/2011 9:28:00 PM
4-ethyltoluene	< 0.15	0.15		ppbV	1	1/27/2011 9:28:00 PM
Acetone	3.2	1.5		ppbV	5	1/29/2011 1:42:00 AM
Allyl chloride	< 0.15	0.15		ppbV	1	1/27/2011 9:28:00 PM
Benzene	0.29	0.15		ppbV	1	1/27/2011 9:28:00 PM
Benzyl chloride	< 0.15	0.15		ppbV	1	1/27/2011 9:28:00 PM
Bromodichloromethane	< 0.15	0.15		ppbV	1	1/27/2011 9:28:00 PM
Bromoform	< 0.15	0.15		ppbV	1	1/27/2011 9:28:00 PM
Bromomethane	< 0.15	0.15		ppbV	1	1/27/2011 9:28:00 PM
Carbon disulfide	< 0.15	0.15		ppbV	1	1/27/2011 9:28:00 PM
Carbon tetrachloride	0.050	0.15	J	ppbV	1	1/27/2011 9:28:00 PM
Chlorobenzene	< 0.15	0.15		ppbV	1	1/27/2011 9:28:00 PM
Chloroethane	< 0.15	0.15		ppbV	1	1/27/2011 9:28:00 PM
Chloroform	< 0.15	0.15		ppbV	1	1/27/2011 9:28:00 PM
Chloromethane	0.26	0.15		ppbV	1	1/27/2011 9:28:00 PM
cis-1,2-Dichloroethene	< 0.15	0.15		ppbV	1	1/27/2011 9:28:00 PM
cis-1,3-Dichloropropene	< 0.15	0.15		ppbV	1	1/27/2011 9:28:00 PM
Cyclohexane	0.45	0.15		ppbV	1	1/27/2011 9:28:00 PM
Dibromochloromethane	< 0.15	0.15		ppbV	1	1/27/2011 9:28:00 PM
Ethyl acetate	< 0.25	0.25		ppbV	1	1/27/2011 9:28:00 PM

Qualifiers:

**	Reporting Limit
B	Analyte detected in the associated Method Blank
H	Holding times for preparation or analysis exceeded
JN	Non-routine analyte. Quantitation estimated.
S	Spike Recovery outside accepted recovery limits
.	Results reported are not blank corrected
E	Value above quantitation range
J	Analyte detected at or below quantitation limits
ND	Not Detected at the Reporting Limit

Centek Laboratories, LLC

Date: *24-Feb-11*

CLIENT:	Arcadis	**Client Sample ID:**	SS-DUPE
Lab Order:	C1101036	**Tag Number:**	157,263
Project:	Lockheed Martin NJ001014.0001	**Collection Date:**	1/25/2011
Lab ID:	C1101036-013A	**Matrix:**	

Analyses	Result	**Limit	Qual	Units	DF	Date Analyzed
1UG/M3 BY METHOD TO15		TO-15				Analyst: LL
Ethylbenzene	0.10	0.15	J	ppbV	1	1/27/2011 9:28:00 PM
Freon 11	0.19	0.15		ppbV	1	1/27/2011 9:28:00 PM
Freon 113	< 0.15	0.15		ppbV	1	1/27/2011 9:28:00 PM
Freon 114	< 0.15	0.15		ppbV	1	1/27/2011 9:28:00 PM
Freon 12	0.37	0.15		ppbV	1	1/27/2011 9:28:00 PM
Heptane	0.78	0.15		ppbV	1	1/27/2011 9:28:00 PM
Hexachloro-1,3-butadiene	< 0.15	0.15		ppbV	1	1/27/2011 9:28:00 PM
Hexane	0.21	0.15		ppbV	1	1/27/2011 9:28:00 PM
Isopropyl alcohol	25	3.0		ppbV	20	1/29/2011 2:15:00 AM
m&p-Xylene	0.25	0.30	J	ppbV	1	1/27/2011 9:28:00 PM
Methyl Butyl Ketone	< 0.30	0.30		ppbV	1	1/27/2011 9:28:00 PM
Methyl Ethyl Ketone	< 0.30	0.30		ppbV	1	1/27/2011 9:28:00 PM
Methyl Isobutyl Ketone	< 0.30	0.30		ppbV	1	1/27/2011 9:28:00 PM
Methyl tert-butyl ether	< 0.15	0.15		ppbV	1	1/27/2011 9:28:00 PM
Methylene chloride	7.8	0.75		ppbV	5	1/29/2011 1:42:00 AM
o-Xylene	0.11	0.15	J	ppbV	1	1/27/2011 9:28:00 PM
Propylene	< 0.15	0.15		ppbV	1	1/27/2011 9:28:00 PM
Styrene	0.57	0.15		ppbV	1	1/27/2011 9:28:00 PM
Tetrachloroethylene	< 0.15	0.15		ppbV	1	1/27/2011 9:28:00 PM
Tetrahydrofuran	< 0.15	0.15		ppbV	1	1/27/2011 9:28:00 PM
Toluene	0.79	0.15		ppbV	1	1/27/2011 9:28:00 PM
trans-1,2-Dichloroethene	< 0.15	0.15		ppbV	1	1/27/2011 9:28:00 PM
trans-1,3-Dichloropropene	< 0.15	0.15		ppbV	1	1/27/2011 9:28:00 PM
Trichloroethene	0.11	0.15	J	ppbV	1	1/27/2011 9:28:00 PM
Vinyl acetate	< 0.15	0.15		ppbV	1	1/27/2011 9:28:00 PM
Vinyl Bromide	< 0.15	0.15		ppbV	1	1/27/2011 9:28:00 PM
Vinyl chloride	< 0.15	0.15		ppbV	1	1/27/2011 9:28:00 PM
Surr: Bromofluorobenzene	85.0	70-130		%REC	1	1/27/2011 9:28:00 PM

Qualifiers:

**	Reporting Limit	.	Results reported are not blank corrected
B	Analyte detected in the associated Method Blank	E	Value above quantitation range
H	Holding times for preparation or analysis exceeded	J	Analyte detected at or below quantitation limits
JN	Non-routine analyte. Quantitation estimated.	ND	Not Detected at the Reporting Limit
S	Spike Recovery outside accepted recovery limits		

Centek Laboratories, LLC

Date: *24-Feb-11*

CLIENT:	Arcadis	**Client Sample ID:**	SS-DUPE
Lab Order:	C1101036	**Tag Number:**	157,263
Project:	Lockheed Martin NJ001014.0001	**Collection Date:**	1/25/2011
Lab ID:	C1101036-013A	**Matrix:**	

Analyses	Result	**Limit	Qual	Units	DF	Date Analyzed
1UG/M3 BY METHOD TO15		TO-15				Analyst: LL
1,1,1-Trichloroethane	< 0.83	0.83		ug/m3	1	1/27/2011 9:28:00 PM
1,1,2,2-Tetrachloroethane	< 1.0	1.0		ug/m3	1	1/27/2011 9:28:00 PM
1,1,2-Trichloroethane	< 0.83	0.83		ug/m3	1	1/27/2011 9:28:00 PM
1,1-Dichloroethane	< 0.62	0.62		ug/m3	1	1/27/2011 9:28:00 PM
1,1-Dichloroethene	< 0.60	0.60		ug/m3	1	1/27/2011 9:28:00 PM
1,2,4-Trichlorobenzene	< 1.1	1.1		ug/m3	1	1/27/2011 9:28:00 PM
1,2,4-Trimethylbenzene	0.95	0.75		ug/m3	1	1/27/2011 9:28:00 PM
1,2-Dibromoethane	< 1.2	1.2		ug/m3	1	1/27/2011 9:28:00 PM
1,2-Dichlorobenzene	< 0.92	0.92		ug/m3	1	1/27/2011 9:28:00 PM
1,2-Dichloroethane	< 0.62	0.62		ug/m3	1	1/27/2011 9:28:00 PM
1,2-Dichloropropane	< 0.70	0.70		ug/m3	1	1/27/2011 9:28:00 PM
1,3,5-Trimethylbenzene	< 0.75	0.75		ug/m3	1	1/27/2011 9:28:00 PM
1,3-butadiene	< 0.34	0.34		ug/m3	1	1/27/2011 9:28:00 PM
1,3-Dichlorobenzene	< 0.92	0.92		ug/m3	1	1/27/2011 9:28:00 PM
1,4-Dichlorobenzene	0.67	0.92	J	ug/m3	1	1/27/2011 9:28:00 PM
1,4-Dioxane	< 1.1	1.1		ug/m3	1	1/27/2011 9:28:00 PM
2,2,4-trimethylpentane	< 0.71	0.71		ug/m3	1	1/27/2011 9:28:00 PM
4-ethyltoluene	< 0.75	0.75		ug/m3	1	1/27/2011 9:28:00 PM
Acetone	7.8	3.6		ug/m3	5	1/29/2011 1:42:00 AM
Allyl chloride	< 0.48	0.48		ug/m3	1	1/27/2011 9:28:00 PM
Benzene	0.94	0.49		ug/m3	1	1/27/2011 9:28:00 PM
Benzyl chloride	< 0.88	0.88		ug/m3	1	1/27/2011 9:28:00 PM
Bromodichloromethane	< 1.0	1.0		ug/m3	1	1/27/2011 9:28:00 PM
Bromoform	< 1.6	1.6		ug/m3	1	1/27/2011 9:28:00 PM
Bromomethane	< 0.59	0.59		ug/m3	1	1/27/2011 9:28:00 PM
Carbon disulfide	< 0.47	0.47		ug/m3	1	1/27/2011 9:28:00 PM
Carbon tetrachloride	0.32	0.96	J	ug/m3	1	1/27/2011 9:28:00 PM
Chlorobenzene	< 0.70	0.70		ug/m3	1	1/27/2011 9:28:00 PM
Chloroethane	< 0.40	0.40		ug/m3	1	1/27/2011 9:28:00 PM
Chloroform	< 0.74	0.74		ug/m3	1	1/27/2011 9:28:00 PM
Chloromethane	0.55	0.31		ug/m3	1	1/27/2011 9:28:00 PM
cis-1,2-Dichloroethene	< 0.60	0.60		ug/m3	1	1/27/2011 9:28:00 PM
cis-1,3-Dichloropropene	< 0.69	0.69		ug/m3	1	1/27/2011 9:28:00 PM
Cyclohexane	1.6	0.52		ug/m3	1	1/27/2011 9:28:00 PM
Dibromochloromethane	< 1.3	1.3		ug/m3	1	1/27/2011 9:28:00 PM
Ethyl acetate	< 0.92	0.92		ug/m3	1	1/27/2011 9:28:00 PM
Ethylbenzene	0.44	0.66	J	ug/m3	1	1/27/2011 9:28:00 PM
Freon 11	1.1	0.86		ug/m3	1	1/27/2011 9:28:00 PM
Freon 113	< 1.2	1.2		ug/m3	1	1/27/2011 9:28:00 PM
Freon 114	< 1.1	1.1		ug/m3	1	1/27/2011 9:28:00 PM

Qualifiers:

**	Reporting Limit
B	Analyte detected in the associated Method Blank
H	Holding times for preparation or analysis exceeded
JN	Non-routine analyte. Quantitation estimated.
S	Spike Recovery outside accepted recovery limits
.	Results reported are not blank corrected
E	Value above quantitation range
J	Analyte detected at or below quantitation limits
ND	Not Detected at the Reporting Limit

Centek Laboratories, LLC

Date: *24-Feb-11*

CLIENT:	Arcadis	**Client Sample ID:**	SS-DUPE
Lab Order:	C1101036	**Tag Number:**	157,263
Project:	Lockheed Martin NJ001014.0001	**Collection Date:**	1/25/2011
Lab ID:	C1101036-013A	**Matrix:**	

Analyses	Result	**Limit	Qual	Units	DF	Date Analyzed
1UG/M3 BY METHOD TO15		**TO-15**				Analyst: **LL**
Freon 12	1.9	0.75		ug/m3	1	1/27/2011 9:28:00 PM
Heptane	3.2	0.62		ug/m3	1	1/27/2011 9:28:00 PM
Hexachloro-1,3-butadiene	< 1.6	1.6		ug/m3	1	1/27/2011 9:28:00 PM
Hexane	0.75	0.54		ug/m3	1	1/27/2011 9:28:00 PM
Isopropyl alcohol	63	7.5		ug/m3	20	1/29/2011 2:15:00 AM
m&p-Xylene	1.1	1.3	J	ug/m3	1	1/27/2011 9:28:00 PM
Methyl Butyl Ketone	< 1.2	1.2		ug/m3	1	1/27/2011 9:28:00 PM
Methyl Ethyl Ketone	< 0.90	0.90		ug/m3	1	1/27/2011 9:28:00 PM
Methyl Isobutyl Ketone	< 1.2	1.2		ug/m3	1	1/27/2011 9:28:00 PM
Methyl tert-butyl ether	< 0.55	0.55		ug/m3	1	1/27/2011 9:28:00 PM
Methylene chloride	28	2.6		ug/m3	5	1/29/2011 1:42:00 AM
o-Xylene	0.49	0.66	J	ug/m3	1	1/27/2011 9:28:00 PM
Propylene	< 0.26	0.26		ug/m3	1	1/27/2011 9:28:00 PM
Styrene	2.5	0.65		ug/m3	1	1/27/2011 9:28:00 PM
Tetrachloroethylene	< 1.0	1.0		ug/m3	1	1/27/2011 9:28:00 PM
Tetrahydrofuran	< 0.45	0.45		ug/m3	1	1/27/2011 9:28:00 PM
Toluene	3.0	0.57		ug/m3	1	1/27/2011 9:28:00 PM
trans-1,2-Dichloroethene	< 0.60	0.60		ug/m3	1	1/27/2011 9:28:00 PM
trans-1,3-Dichloropropene	< 0.69	0.69		ug/m3	1	1/27/2011 9:28:00 PM
Trichloroethene	0.60	0.82	J	ug/m3	1	1/27/2011 9:28:00 PM
Vinyl acetate	< 0.54	0.54		ug/m3	1	1/27/2011 9:28:00 PM
Vinyl Bromide	< 0.67	0.67		ug/m3	1	1/27/2011 9:28:00 PM
Vinyl chloride	< 0.39	0.39		ug/m3	1	1/27/2011 9:28:00 PM

Qualifiers:	**	Reporting Limit	.	Results reported are not blank corrected
	B	Analyte detected in the associated Method Blank	E	Value above quantitation range
	H	Holding times for preparation or analysis exceeded	J	Analyte detected at or below quantitation limits
	JN	Non-routine analyte. Quantitation estimated.	ND	Not Detected at the Reporting Limit
	S	Spike Recovery outside accepted recovery limits		

Centek Laboratories, LLC

Date: *24-Feb-11*

CLIENT:	Arcadis	**Client Sample ID:**	SS-VMP 2B
Lab Order:	C1101036	**Tag Number:**	415,44
Project:	Lockheed Martin NJ001014.0001	**Collection Date:**	1/25/2011
Lab ID:	C1101036-014A	**Matrix:**	

Analyses	Result	**Limit	Qual	Units	DF	Date Analyzed
FIELD PARAMETERS		FLD				Analyst:
Lab Vacuum In	-6			"Hg		1/26/2011
Lab Vacuum Out	-30			"Hg		1/26/2011
1UG/M3 BY METHOD TO15		TO-15				Analyst: LL
1,1,1-Trichloroethane	12	1.5		ppbV	10	1/27/2011 10:35:00 PM
1,1,2,2-Tetrachloroethane	< 0.15	0.15		ppbV	1	1/27/2011 10:02:00 PM
1,1,2-Trichloroethane	< 0.15	0.15		ppbV	1	1/27/2011 10:02:00 PM
1,1-Dichloroethane	< 0.15	0.15		ppbV	1	1/27/2011 10:02:00 PM
1,1-Dichloroethene	< 0.15	0.15		ppbV	1	1/27/2011 10:02:00 PM
1,2,4-Trichlorobenzene	< 0.15	0.15		ppbV	1	1/27/2011 10:02:00 PM
1,2,4-Trimethylbenzene	0.86	0.15		ppbV	1	1/27/2011 10:02:00 PM
1,2-Dibromoethane	< 0.15	0.15		ppbV	1	1/27/2011 10:02:00 PM
1,2-Dichlorobenzene	< 0.15	0.15		ppbV	1	1/27/2011 10:02:00 PM
1,2-Dichloroethane	< 0.15	0.15		ppbV	1	1/27/2011 10:02:00 PM
1,2-Dichloropropane	< 0.15	0.15		ppbV	1	1/27/2011 10:02:00 PM
1,3,5-Trimethylbenzene	0.20	0.15		ppbV	1	1/27/2011 10:02:00 PM
1,3-butadiene	< 0.15	0.15		ppbV	1	1/27/2011 10:02:00 PM
1,3-Dichlorobenzene	< 0.15	0.15		ppbV	1	1/27/2011 10:02:00 PM
1,4-Dichlorobenzene	< 0.15	0.15		ppbV	1	1/27/2011 10:02:00 PM
1,4-Dioxane	< 0.30	0.30		ppbV	1	1/27/2011 10:02:00 PM
2,2,4-trimethylpentane	< 0.15	0.15		ppbV	1	1/27/2011 10:02:00 PM
4-ethyltoluene	0.11	0.15	J	ppbV	1	1/27/2011 10:02:00 PM
Acetone	2.0	0.30		ppbV	1	1/27/2011 10:02:00 PM
Allyl chloride	< 0.15	0.15		ppbV	1	1/27/2011 10:02:00 PM
Benzene	< 0.15	0.15		ppbV	1	1/27/2011 10:02:00 PM
Benzyl chloride	< 0.15	0.15		ppbV	1	1/27/2011 10:02:00 PM
Bromodichloromethane	< 0.15	0.15		ppbV	1	1/27/2011 10:02:00 PM
Bromoform	< 0.15	0.15		ppbV	1	1/27/2011 10:02:00 PM
Bromomethane	< 0.15	0.15		ppbV	1	1/27/2011 10:02:00 PM
Carbon disulfide	0.24	0.15		ppbV	1	1/27/2011 10:02:00 PM
Carbon tetrachloride	0.050	0.15	J	ppbV	1	1/27/2011 10:02:00 PM
Chlorobenzene	< 0.15	0.15		ppbV	1	1/27/2011 10:02:00 PM
Chloroethane	< 0.15	0.15		ppbV	1	1/27/2011 10:02:00 PM
Chloroform	0.18	0.15		ppbV	1	1/27/2011 10:02:00 PM
Chloromethane	< 0.15	0.15		ppbV	1	1/27/2011 10:02:00 PM
cis-1,2-Dichloroethene	< 0.15	0.15		ppbV	1	1/27/2011 10:02:00 PM
cis-1,3-Dichloropropene	< 0.15	0.15		ppbV	1	1/27/2011 10:02:00 PM
Cyclohexane	< 0.15	0.15		ppbV	1	1/27/2011 10:02:00 PM
Dibromochloromethane	< 0.15	0.15		ppbV	1	1/27/2011 10:02:00 PM
Ethyl acetate	< 0.25	0.25		ppbV	1	1/27/2011 10:02:00 PM

Qualifiers:

**	Reporting Limit
B	Analyte detected in the associated Method Blank
H	Holding times for preparation or analysis exceeded
JN	Non-routine analyte. Quantitation estimated.
S	Spike Recovery outside accepted recovery limits
.	Results reported are not blank corrected
E	Value above quantitation range
J	Analyte detected at or below quantitation limits
ND	Not Detected at the Reporting Limit

Centek Laboratories, LLC

Date: *24-Feb-11*

CLIENT:	Arcadis	**Client Sample ID:**	SS-VMP 2B
Lab Order:	C1101036	**Tag Number:**	415,44
Project:	Lockheed Martin NJ001014.0001	**Collection Date:**	1/25/2011
Lab ID:	C1101036-014A	**Matrix:**	

Analyses	Result	**Limit	Qual	Units	DF	Date Analyzed
1UG/M3 BY METHOD TO15		**TO-15**				Analyst: LL
Ethylbenzene	0.15	0.15		ppbV	1	1/27/2011 10:02:00 PM
Freon 11	0.40	0.15		ppbV	1	1/27/2011 10:02:00 PM
Freon 113	0.47	0.15		ppbV	1	1/27/2011 10:02:00 PM
Freon 114	< 0.15	0.15		ppbV	1	1/27/2011 10:02:00 PM
Freon 12	6.6	1.5		ppbV	10	1/27/2011 10:35:00 PM
Heptane	< 0.15	0.15		ppbV	1	1/27/2011 10:02:00 PM
Hexachloro-1,3-butadiene	< 0.15	0.15		ppbV	1	1/27/2011 10:02:00 PM
Hexane	< 0.15	0.15		ppbV	1	1/27/2011 10:02:00 PM
Isopropyl alcohol	1.2	0.15		ppbV	1	1/27/2011 10:02:00 PM
m&p-Xylene	0.51	0.30		ppbV	1	1/27/2011 10:02:00 PM
Methyl Butyl Ketone	< 0.30	0.30		ppbV	1	1/27/2011 10:02:00 PM
Methyl Ethyl Ketone	< 0.30	0.30		ppbV	1	1/27/2011 10:02:00 PM
Methyl Isobutyl Ketone	< 0.30	0.30		ppbV	1	1/27/2011 10:02:00 PM
Methyl tert-butyl ether	< 0.15	0.15		ppbV	1	1/27/2011 10:02:00 PM
Methylene chloride	< 0.15	0.15		ppbV	1	1/27/2011 10:02:00 PM
o-Xylene	0.23	0.15		ppbV	1	1/27/2011 10:02:00 PM
Propylene	< 0.15	0.15		ppbV	1	1/27/2011 10:02:00 PM
Styrene	< 0.15	0.15		ppbV	1	1/27/2011 10:02:00 PM
Tetrachloroethylene	13	1.5		ppbV	10	1/27/2011 10:35:00 PM
Tetrahydrofuran	< 0.15	0.15		ppbV	1	1/27/2011 10:02:00 PM
Toluene	0.57	0.15		ppbV	1	1/27/2011 10:02:00 PM
trans-1,2-Dichloroethene	< 0.15	0.15		ppbV	1	1/27/2011 10:02:00 PM
trans-1,3-Dichloropropene	< 0.15	0.15		ppbV	1	1/27/2011 10:02:00 PM
Trichloroethene	6.1	1.5		ppbV	10	1/27/2011 10:35:00 PM
Vinyl acetate	< 0.15	0.15		ppbV	1	1/27/2011 10:02:00 PM
Vinyl Bromide	< 0.15	0.15		ppbV	1	1/27/2011 10:02:00 PM
Vinyl chloride	< 0.15	0.15		ppbV	1	1/27/2011 10:02:00 PM
Surr: Bromofluorobenzene	106	70-130		%REC	1	1/27/2011 10:02:00 PM

Qualifiers:

**	Reporting Limit	.	Results reported are not blank corrected
B	Analyte detected in the associated Method Blank	E	Value above quantitation range
H	Holding times for preparation or analysis exceeded	J	Analyte detected at or below quantitation limits
JN	Non-routine analyte. Quantitation estimated.	ND	Not Detected at the Reporting Limit
S	Spike Recovery outside accepted recovery limits		

Centek Laboratories, LLC

Date: *24-Feb-11*

CLIENT:	Arcadis	**Client Sample ID:**	SS-VMP 2B
Lab Order:	C1101036	**Tag Number:**	415,44
Project:	Lockheed Martin NJ001014.0001	**Collection Date:**	1/25/2011
Lab ID:	C1101036-014A	**Matrix:**	

Analyses	Result	**Limit	Qual	Units	DF	Date Analyzed
1UG/M3 BY METHOD TO15		TO-15				Analyst: LL
1,1,1-Trichloroethane	69	8.3		ug/m3	10	1/27/2011 10:35:00 PM
1,1,2,2-Tetrachloroethane	< 1.0	1.0		ug/m3	1	1/27/2011 10:02:00 PM
1,1,2-Trichloroethane	< 0.83	0.83		ug/m3	1	1/27/2011 10:02:00 PM
1,1-Dichloroethane	< 0.62	0.62		ug/m3	1	1/27/2011 10:02:00 PM
1,1-Dichloroethene	< 0.60	0.60		ug/m3	1	1/27/2011 10:02:00 PM
1,2,4-Trichlorobenzene	< 1.1	1.1		ug/m3	1	1/27/2011 10:02:00 PM
1,2,4-Trimethylbenzene	4.3	0.75		ug/m3	1	1/27/2011 10:02:00 PM
1,2-Dibromoethane	< 1.2	1.2		ug/m3	1	1/27/2011 10:02:00 PM
1,2-Dichlorobenzene	< 0.92	0.92		ug/m3	1	1/27/2011 10:02:00 PM
1,2-Dichloroethane	< 0.62	0.62		ug/m3	1	1/27/2011 10:02:00 PM
1,2-Dichloropropane	< 0.70	0.70		ug/m3	1	1/27/2011 10:02:00 PM
1,3,5-Trimethylbenzene	1.0	0.75		ug/m3	1	1/27/2011 10:02:00 PM
1,3-butadiene	< 0.34	0.34		ug/m3	1	1/27/2011 10:02:00 PM
1,3-Dichlorobenzene	< 0.92	0.92		ug/m3	1	1/27/2011 10:02:00 PM
1,4-Dichlorobenzene	< 0.92	0.92		ug/m3	1	1/27/2011 10:02:00 PM
1,4-Dioxane	< 1.1	1.1		ug/m3	1	1/27/2011 10:02:00 PM
2,2,4-trimethylpentane	< 0.71	0.71		ug/m3	1	1/27/2011 10:02:00 PM
4-ethyltoluene	0.55	0.75	J	ug/m3	1	1/27/2011 10:02:00 PM
Acetone	4.8	0.72		ug/m3	1	1/27/2011 10:02:00 PM
Allyl chloride	< 0.48	0.48		ug/m3	1	1/27/2011 10:02:00 PM
Benzene	< 0.49	0.49		ug/m3	1	1/27/2011 10:02:00 PM
Benzyl chloride	< 0.88	0.88		ug/m3	1	1/27/2011 10:02:00 PM
Bromodichloromethane	< 1.0	1.0		ug/m3	1	1/27/2011 10:02:00 PM
Bromoform	< 1.6	1.6		ug/m3	1	1/27/2011 10:02:00 PM
Bromomethane	< 0.59	0.59		ug/m3	1	1/27/2011 10:02:00 PM
Carbon disulfide	0.76	0.47		ug/m3	1	1/27/2011 10:02:00 PM
Carbon tetrachloride	0.32	0.96	J	ug/m3	1	1/27/2011 10:02:00 PM
Chlorobenzene	< 0.70	0.70		ug/m3	1	1/27/2011 10:02:00 PM
Chloroethane	< 0.40	0.40		ug/m3	1	1/27/2011 10:02:00 PM
Chloroform	0.89	0.74		ug/m3	1	1/27/2011 10:02:00 PM
Chloromethane	< 0.31	0.31		ug/m3	1	1/27/2011 10:02:00 PM
cis-1,2-Dichloroethene	< 0.60	0.60		ug/m3	1	1/27/2011 10:02:00 PM
cis-1,3-Dichloropropene	< 0.69	0.69		ug/m3	1	1/27/2011 10:02:00 PM
Cyclohexane	< 0.52	0.52		ug/m3	1	1/27/2011 10:02:00 PM
Dibromochloromethane	< 1.3	1.3		ug/m3	1	1/27/2011 10:02:00 PM
Ethyl acetate	< 0.92	0.92		ug/m3	1	1/27/2011 10:02:00 PM
Ethylbenzene	0.66	0.66		ug/m3	1	1/27/2011 10:02:00 PM
Freon 11	2.3	0.86		ug/m3	1	1/27/2011 10:02:00 PM
Freon 113	3.7	1.2		ug/m3	1	1/27/2011 10:02:00 PM
Freon 114	< 1.1	1.1		ug/m3	1	1/27/2011 10:02:00 PM

Qualifiers:

**	Reporting Limit	.	Results reported are not blank corrected
B	Analyte detected in the associated Method Blank	E	Value above quantitation range
H	Holding times for preparation or analysis exceeded	J	Analyte detected at or below quantitation limits
JN	Non-routine analyte. Quantitation estimated.	ND	Not Detected at the Reporting Limit
S	Spike Recovery outside accepted recovery limits		

Centek Laboratories, LLC

Date: *24-Feb-11*

CLIENT:	Arcadis	**Client Sample ID:**	SS-VMP 2B
Lab Order:	C1101036	**Tag Number:**	415,44
Project:	Lockheed Martin NJ001014.0001	**Collection Date:**	1/25/2011
Lab ID:	C1101036-014A	**Matrix:**	

Analyses	Result	**Limit	Qual	Units	DF	Date Analyzed
1UG/M3 BY METHOD TO15		TO-15				Analyst: LL
Freon 12	33	7.5		ug/m3	10	1/27/2011 10:35:00 PM
Heptane	< 0.62	0.62		ug/m3	1	1/27/2011 10:02:00 PM
Hexachloro-1,3-butadiene	< 1.6	1.6		ug/m3	1	1/27/2011 10:02:00 PM
Hexane	< 0.54	0.54		ug/m3	1	1/27/2011 10:02:00 PM
Isopropyl alcohol	3.1	0.37		ug/m3	1	1/27/2011 10:02:00 PM
m&p-Xylene	2.3	1.3		ug/m3	1	1/27/2011 10:02:00 PM
Methyl Butyl Ketone	< 1.2	1.2		ug/m3	1	1/27/2011 10:02:00 PM
Methyl Ethyl Ketone	< 0.90	0.90		ug/m3	1	1/27/2011 10:02:00 PM
Methyl Isobutyl Ketone	< 1.2	1.2		ug/m3	1	1/27/2011 10:02:00 PM
Methyl tert-butyl ether	< 0.55	0.55		ug/m3	1	1/27/2011 10:02:00 PM
Methylene chloride	< 0.53	0.53		ug/m3	1	1/27/2011 10:02:00 PM
o-Xylene	1.0	0.66		ug/m3	1	1/27/2011 10:02:00 PM
Propylene	< 0.26	0.26		ug/m3	1	1/27/2011 10:02:00 PM
Styrene	< 0.65	0.65		ug/m3	1	1/27/2011 10:02:00 PM
Tetrachloroethylene	90	10		ug/m3	10	1/27/2011 10:35:00 PM
Tetrahydrofuran	< 0.45	0.45		ug/m3	1	1/27/2011 10:02:00 PM
Toluene	2.2	0.57		ug/m3	1	1/27/2011 10:02:00 PM
trans-1,2-Dichloroethene	< 0.60	0.60		ug/m3	1	1/27/2011 10:02:00 PM
trans-1,3-Dichloropropene	< 0.69	0.69		ug/m3	1	1/27/2011 10:02:00 PM
Trichloroethene	33	8.2		ug/m3	10	1/27/2011 10:35:00 PM
Vinyl acetate	< 0.54	0.54		ug/m3	1	1/27/2011 10:02:00 PM
Vinyl Bromide	< 0.67	0.67		ug/m3	1	1/27/2011 10:02:00 PM
Vinyl chloride	< 0.39	0.39		ug/m3	1	1/27/2011 10:02:00 PM

Qualifiers:

**	Reporting Limit	.	Results reported are not blank corrected
B	Analyte detected in the associated Method Blank	E	Value above quantitation range
H	Holding times for preparation or analysis exceeded	J	Analyte detected at or below quantitation limits
JN	Non-routine analyte. Quantitation estimated.	ND	Not Detected at the Reporting Limit
S	Spike Recovery outside accepted recovery limits		

Centek Laboratories, LLC

Date: *24-Feb-11*

CLIENT:	Arcadis	**Client Sample ID:**	IA-VMP 4
Lab Order:	C1101036	**Tag Number:**	163,147
Project:	Lockheed Martin NJ001014.0001	**Collection Date:**	1/24/2011
Lab ID:	C1101036-015A	**Matrix:**	

Analyses	Result	**Limit	Qual	Units	DF	Date Analyzed
FIELD PARAMETERS		FLD				Analyst:
Lab Vacuum In	-10			"Hg		1/26/2011
Lab Vacuum Out	-30			"Hg		1/26/2011
1UG/M3 W/ 0.25UG/M3 CT-TCE-VC		TO-15				Analyst: LL
1,1,1-Trichloroethane	< 0.15	0.15		ppbV	1	1/27/2011 5:09:00 AM
1,1,2,2-Tetrachloroethane	< 0.15	0.15		ppbV	1	1/27/2011 5:09:00 AM
1,1,2-Trichloroethane	< 0.15	0.15		ppbV	1	1/27/2011 5:09:00 AM
1,1-Dichloroethane	< 0.15	0.15		ppbV	1	1/27/2011 5:09:00 AM
1,1-Dichloroethene	< 0.15	0.15		ppbV	1	1/27/2011 5:09:00 AM
1,2,4-Trichlorobenzene	< 0.15	0.15		ppbV	1	1/27/2011 5:09:00 AM
1,2,4-Trimethylbenzene	1.9	0.15		ppbV	1	1/27/2011 5:09:00 AM
1,2-Dibromoethane	< 0.15	0.15		ppbV	1	1/27/2011 5:09:00 AM
1,2-Dichlorobenzene	< 0.15	0.15		ppbV	1	1/27/2011 5:09:00 AM
1,2-Dichloroethane	< 0.15	0.15		ppbV	1	1/27/2011 5:09:00 AM
1,2-Dichloropropane	< 0.15	0.15		ppbV	1	1/27/2011 5:09:00 AM
1,3,5-Trimethylbenzene	0.44	0.15		ppbV	1	1/27/2011 5:09:00 AM
1,3-butadiene	< 0.15	0.15		ppbV	1	1/27/2011 5:09:00 AM
1,3-Dichlorobenzene	< 0.15	0.15		ppbV	1	1/27/2011 5:09:00 AM
1,4-Dichlorobenzene	< 0.15	0.15		ppbV	1	1/27/2011 5:09:00 AM
1,4-Dioxane	< 0.30	0.30		ppbV	1	1/27/2011 5:09:00 AM
2,2,4-trimethylpentane	< 0.15	0.15		ppbV	1	1/27/2011 5:09:00 AM
4-ethyltoluene	0.37	0.15		ppbV	1	1/27/2011 5:09:00 AM
Acetone	9.2	3.0		ppbV	10	1/27/2011 5:43:00 AM
Allyl chloride	< 0.15	0.15		ppbV	1	1/27/2011 5:09:00 AM
Benzene	0.34	0.15		ppbV	1	1/27/2011 5:09:00 AM
Benzyl chloride	< 0.15	0.15		ppbV	1	1/27/2011 5:09:00 AM
Bromodichloromethane	< 0.15	0.15		ppbV	1	1/27/2011 5:09:00 AM
Bromoform	< 0.15	0.15		ppbV	1	1/27/2011 5:09:00 AM
Bromomethane	< 0.15	0.15		ppbV	1	1/27/2011 5:09:00 AM
Carbon disulfide	< 0.15	0.15		ppbV	1	1/27/2011 5:09:00 AM
Carbon tetrachloride	0.060	0.040		ppbV	1	1/27/2011 5:09:00 AM
Chlorobenzene	0.21	0.15		ppbV	1	1/27/2011 5:09:00 AM
Chloroethane	< 0.15	0.15		ppbV	1	1/27/2011 5:09:00 AM
Chloroform	0.11	0.15	J	ppbV	1	1/27/2011 5:09:00 AM
Chloromethane	0.36	0.15		ppbV	1	1/27/2011 5:09:00 AM
cis-1,2-Dichloroethene	0.35	0.15		ppbV	1	1/27/2011 5:09:00 AM
cis-1,3-Dichloropropene	< 0.15	0.15		ppbV	1	1/27/2011 5:09:00 AM
Cyclohexane	3.0	1.5		ppbV	10	1/27/2011 5:43:00 AM
Dibromochloromethane	< 0.15	0.15		ppbV	1	1/27/2011 5:09:00 AM
Ethyl acetate	< 0.25	0.25		ppbV	1	1/27/2011 5:09:00 AM

Qualifiers:

**	Reporting Limit	.	Results reported are not blank corrected
B	Analyte detected in the associated Method Blank	E	Value above quantitation range
H	Holding times for preparation or analysis exceeded	J	Analyte detected at or below quantitation limits
JN	Non-routine analyte. Quantitation estimated.	ND	Not Detected at the Reporting Limit
S	Spike Recovery outside accepted recovery limits		

Centek Laboratories, LLC

Date: *24-Feb-11*

CLIENT:	Arcadis	**Client Sample ID:**	IA-VMP 4
Lab Order:	C1101036	**Tag Number:**	163,147
Project:	Lockheed Martin NJ001014.0001	**Collection Date:**	1/24/2011
Lab ID:	C1101036-015A	**Matrix:**	

Analyses	Result	**Limit	Qual	Units	DF	Date Analyzed
1UG/M3 W/ 0.25UG/M3 CT-TCE-VC		TO-15				Analyst: LL
Ethylbenzene	0.16	0.15		ppbV	1	1/27/2011 5:09:00 AM
Freon 11	0.33	0.15		ppbV	1	1/27/2011 5:09:00 AM
Freon 113	< 0.15	0.15		ppbV	1	1/27/2011 5:09:00 AM
Freon 114	< 0.15	0.15		ppbV	1	1/27/2011 5:09:00 AM
Freon 12	0.40	0.15		ppbV	1	1/27/2011 5:09:00 AM
Heptane	0.94	0.15		ppbV	1	1/27/2011 5:09:00 AM
Hexachloro-1,3-butadiene	< 0.15	0.15		ppbV	1	1/27/2011 5:09:00 AM
Hexane	0.39	0.15		ppbV	1	1/27/2011 5:09:00 AM
Isopropyl alcohol	72	12		ppbV	80	1/29/2011 3:24:00 AM
m&p-Xylene	0.34	0.30		ppbV	1	1/27/2011 5:09:00 AM
Methyl Butyl Ketone	< 0.30	0.30		ppbV	1	1/27/2011 5:09:00 AM
Methyl Ethyl Ketone	< 0.30	0.30		ppbV	1	1/27/2011 5:09:00 AM
Methyl Isobutyl Ketone	< 0.30	0.30		ppbV	1	1/27/2011 5:09:00 AM
Methyl tert-butyl ether	< 0.15	0.15		ppbV	1	1/27/2011 5:09:00 AM
Methylene chloride	6.5	1.5		ppbV	10	1/27/2011 5:43:00 AM
o-Xylene	0.21	0.15		ppbV	1	1/27/2011 5:09:00 AM
Propylene	< 0.15	0.15		ppbV	1	1/27/2011 5:09:00 AM
Styrene	0.83	0.15		ppbV	1	1/27/2011 5:09:00 AM
Tetrachloroethylene	0.13	0.15	J	ppbV	1	1/27/2011 5:09:00 AM
Tetrahydrofuran	< 0.15	0.15		ppbV	1	1/27/2011 5:09:00 AM
Toluene	0.93	0.15		ppbV	1	1/27/2011 5:09:00 AM
trans-1,2-Dichloroethene	< 0.15	0.15		ppbV	1	1/27/2011 5:09:00 AM
trans-1,3-Dichloropropene	< 0.15	0.15		ppbV	1	1/27/2011 5:09:00 AM
Trichloroethene	1.4	0.040		ppbV	1	1/27/2011 5:09:00 AM
Vinyl acetate	< 0.15	0.15		ppbV	1	1/27/2011 5:09:00 AM
Vinyl Bromide	< 0.15	0.15		ppbV	1	1/27/2011 5:09:00 AM
Vinyl chloride	< 0.040	0.040		ppbV	1	1/27/2011 5:09:00 AM
Surr: Bromofluorobenzene	98.0	70-130		%REC	1	1/27/2011 5:09:00 AM

Qualifiers:					
	**	Reporting Limit	.	Results reported are not blank corrected	
	B	Analyte detected in the associated Method Blank	E	Value above quantitation range	
	H	Holding times for preparation or analysis exceeded	J	Analyte detected at or below quantitation limits	
	JN	Non-routine analyte. Quantitation estimated.	ND	Not Detected at the Reporting Limit	
	S	Spike Recovery outside accepted recovery limits			

Centek Laboratories, LLC

Date: *24-Feb-11*

CLIENT:	Arcadis	**Client Sample ID:**	IA-VMP 4
Lab Order:	C1101036	**Tag Number:**	163,147
Project:	Lockheed Martin NJ001014.0001	**Collection Date:**	1/24/2011
Lab ID:	C1101036-015A	**Matrix:**	

Analyses	Result	**Limit	Qual	Units	DF	Date Analyzed
1UG/M3 W/ 0.25UG/M3 CT-TCE-VC		TO-15				Analyst: LL
1,1,1-Trichloroethane	< 0.83	0.83		ug/m3	1	1/27/2011 5:09:00 AM
1,1,2,2-Tetrachloroethane	< 1.0	1.0		ug/m3	1	1/27/2011 5:09:00 AM
1,1,2-Trichloroethane	< 0.83	0.83		ug/m3	1	1/27/2011 5:09:00 AM
1,1-Dichloroethane	< 0.62	0.62		ug/m3	1	1/27/2011 5:09:00 AM
1,1-Dichloroethene	< 0.60	0.60		ug/m3	1	1/27/2011 5:09:00 AM
1,2,4-Trichlorobenzene	< 1.1	1.1		ug/m3	1	1/27/2011 5:09:00 AM
1,2,4-Trimethylbenzene	9.6	0.75		ug/m3	1	1/27/2011 5:09:00 AM
1,2-Dibromoethane	< 1.2	1.2		ug/m3	1	1/27/2011 5:09:00 AM
1,2-Dichlorobenzene	< 0.92	0.92		ug/m3	1	1/27/2011 5:09:00 AM
1,2-Dichloroethane	< 0.62	0.62		ug/m3	1	1/27/2011 5:09:00 AM
1,2-Dichloropropane	< 0.70	0.70		ug/m3	1	1/27/2011 5:09:00 AM
1,3,5-Trimethylbenzene	2.2	0.75		ug/m3	1	1/27/2011 5:09:00 AM
1,3-butadiene	< 0.34	0.34		ug/m3	1	1/27/2011 5:09:00 AM
1,3-Dichlorobenzene	< 0.92	0.92		ug/m3	1	1/27/2011 5:09:00 AM
1,4-Dichlorobenzene	< 0.92	0.92		ug/m3	1	1/27/2011 5:09:00 AM
1,4-Dioxane	< 1.1	1.1		ug/m3	1	1/27/2011 5:09:00 AM
2,2,4-trimethylpentane	< 0.71	0.71		ug/m3	1	1/27/2011 5:09:00 AM
4-ethyltoluene	1.8	0.75		ug/m3	1	1/27/2011 5:09:00 AM
Acetone	22	7.2		ug/m3	10	1/27/2011 5:43:00 AM
Allyl chloride	< 0.48	0.48		ug/m3	1	1/27/2011 5:09:00 AM
Benzene	1.1	0.49		ug/m3	1	1/27/2011 5:09:00 AM
Benzyl chloride	< 0.88	0.88		ug/m3	1	1/27/2011 5:09:00 AM
Bromodichloromethane	< 1.0	1.0		ug/m3	1	1/27/2011 5:09:00 AM
Bromoform	< 1.6	1.6		ug/m3	1	1/27/2011 5:09:00 AM
Bromomethane	< 0.59	0.59		ug/m3	1	1/27/2011 5:09:00 AM
Carbon disulfide	< 0.47	0.47		ug/m3	1	1/27/2011 5:09:00 AM
Carbon tetrachloride	0.38	0.26		ug/m3	1	1/27/2011 5:09:00 AM
Chlorobenzene	0.98	0.70		ug/m3	1	1/27/2011 5:09:00 AM
Chloroethane	< 0.40	0.40		ug/m3	1	1/27/2011 5:09:00 AM
Chloroform	0.55	0.74	J	ug/m3	1	1/27/2011 5:09:00 AM
Chloromethane	0.76	0.31		ug/m3	1	1/27/2011 5:09:00 AM
cis-1,2-Dichloroethene	1.4	0.60		ug/m3	1	1/27/2011 5:09:00 AM
cis-1,3-Dichloropropene	< 0.69	0.69		ug/m3	1	1/27/2011 5:09:00 AM
Cyclohexane	10	5.2		ug/m3	10	1/27/2011 5:43:00 AM
Dibromochloromethane	< 1.3	1.3		ug/m3	1	1/27/2011 5:09:00 AM
Ethyl acetate	< 0.92	0.92		ug/m3	1	1/27/2011 5:09:00 AM
Ethylbenzene	0.71	0.66		ug/m3	1	1/27/2011 5:09:00 AM
Freon 11	1.9	0.86		ug/m3	1	1/27/2011 5:09:00 AM
Freon 113	< 1.2	1.2		ug/m3	1	1/27/2011 5:09:00 AM
Freon 114	< 1.1	1.1		ug/m3	1	1/27/2011 5:09:00 AM

Qualifiers:

**	Reporting Limit	.	Results reported are not blank corrected
B	Analyte detected in the associated Method Blank	E	Value above quantitation range
H	Holding times for preparation or analysis exceeded	J	Analyte detected at or below quantitation limits
JN	Non-routine analyte. Quantitation estimated.	ND	Not Detected at the Reporting Limit
S	Spike Recovery outside accepted recovery limits		

Centek Laboratories, LLC

Date: *24-Feb-11*

CLIENT:	Arcadis	**Client Sample ID:**	IA-VMP 4
Lab Order:	C1101036	**Tag Number:**	163,147
Project:	Lockheed Martin NJ001014.0001	**Collection Date:**	1/24/2011
Lab ID:	C1101036-015A	**Matrix:**	

Analyses	Result	**Limit	Qual	Units	DF	Date Analyzed
1UG/M3 W/ 0.25UG/M3 CT-TCE-VC		**TO-15**				Analyst: LL
Freon 12	2.0	0.75		ug/m3	1	1/27/2011 5:09:00 AM
Heptane	3.9	0.62		ug/m3	1	1/27/2011 5:09:00 AM
Hexachloro-1,3-butadiene	< 1.6	1.6		ug/m3	1	1/27/2011 5:09:00 AM
Hexane	1.4	0.54		ug/m3	1	1/27/2011 5:09:00 AM
Isopropyl alcohol	180	30		ug/m3	80	1/29/2011 3:24:00 AM
m&p-Xylene	1.5	1.3		ug/m3	1	1/27/2011 5:09:00 AM
Methyl Butyl Ketone	< 1.2	1.2		ug/m3	1	1/27/2011 5:09:00 AM
Methyl Ethyl Ketone	< 0.90	0.90		ug/m3	1	1/27/2011 5:09:00 AM
Methyl Isobutyl Ketone	< 1.2	1.2		ug/m3	1	1/27/2011 5:09:00 AM
Methyl tert-butyl ether	< 0.55	0.55		ug/m3	1	1/27/2011 5:09:00 AM
Methylene chloride	23	5.3		ug/m3	10	1/27/2011 5:43:00 AM
o-Xylene	0.93	0.66		ug/m3	1	1/27/2011 5:09:00 AM
Propylene	< 0.26	0.26		ug/m3	1	1/27/2011 5:09:00 AM
Styrene	3.6	0.65		ug/m3	1	1/27/2011 5:09:00 AM
Tetrachloroethylene	0.90	1.0	J	ug/m3	1	1/27/2011 5:09:00 AM
Tetrahydrofuran	< 0.45	0.45		ug/m3	1	1/27/2011 5:09:00 AM
Toluene	3.6	0.57		ug/m3	1	1/27/2011 5:09:00 AM
trans-1,2-Dichloroethene	< 0.60	0.60		ug/m3	1	1/27/2011 5:09:00 AM
trans-1,3-Dichloropropene	< 0.69	0.69		ug/m3	1	1/27/2011 5:09:00 AM
Trichloroethene	7.8	0.22		ug/m3	1	1/27/2011 5:09:00 AM
Vinyl acetate	< 0.54	0.54		ug/m3	1	1/27/2011 5:09:00 AM
Vinyl Bromide	< 0.67	0.67		ug/m3	1	1/27/2011 5:09:00 AM
Vinyl chloride	< 0.10	0.10		ug/m3	1	1/27/2011 5:09:00 AM

Qualifiers:

**	Reporting Limit	.	Results reported are not blank corrected
B	Analyte detected in the associated Method Blank	E	Value above quantitation range
H	Holding times for preparation or analysis exceeded	J	Analyte detected at or below quantitation limits
JN	Non-routine analyte. Quantitation estimated.	ND	Not Detected at the Reporting Limit
S	Spike Recovery outside accepted recovery limits		

Centek Laboratories, LLC

Date: *24-Feb-11*

CLIENT:	Arcadis	**Client Sample ID:**	Trip Blank
Lab Order:	C1101036	**Tag Number:**	228
Project:	Lockheed Martin NJ001014.0001	**Collection Date:**	1/24/2011
Lab ID:	C1101036-016A	**Matrix:**	AIR

Analyses	Result	**Limit	Qual	Units	DF	Date Analyzed
FIELD PARAMETERS		FLD				Analyst:
Lab Vacuum In	NA			"Hg		1/26/2011
Lab Vacuum Out	NA			"Hg		1/26/2011
1UG/M3 W/ 0.25UG/M3 CT-TCE-VC		TO-15				Analyst: LL
1,1,1-Trichloroethane	< 0.15	0.15		ppbV	1	1/27/2011 3:01:00 PM
1,1,2,2-Tetrachloroethane	< 0.15	0.15		ppbV	1	1/27/2011 3:01:00 PM
1,1,2-Trichloroethane	< 0.15	0.15		ppbV	1	1/27/2011 3:01:00 PM
1,1-Dichloroethane	< 0.15	0.15		ppbV	1	1/27/2011 3:01:00 PM
1,1-Dichloroethene	< 0.15	0.15		ppbV	1	1/27/2011 3:01:00 PM
1,2,4-Trichlorobenzene	< 0.15	0.15		ppbV	1	1/27/2011 3:01:00 PM
1,2,4-Trimethylbenzene	< 0.15	0.15		ppbV	1	1/27/2011 3:01:00 PM
1,2-Dibromoethane	< 0.15	0.15		ppbV	1	1/27/2011 3:01:00 PM
1,2-Dichlorobenzene	< 0.15	0.15		ppbV	1	1/27/2011 3:01:00 PM
1,2-Dichloroethane	< 0.15	0.15		ppbV	1	1/27/2011 3:01:00 PM
1,2-Dichloropropane	< 0.15	0.15		ppbV	1	1/27/2011 3:01:00 PM
1,3,5-Trimethylbenzene	< 0.15	0.15		ppbV	1	1/27/2011 3:01:00 PM
1,3-butadiene	< 0.15	0.15		ppbV	1	1/27/2011 3:01:00 PM
1,3-Dichlorobenzene	< 0.15	0.15		ppbV	1	1/27/2011 3:01:00 PM
1,4-Dichlorobenzene	< 0.15	0.15		ppbV	1	1/27/2011 3:01:00 PM
1,4-Dioxane	< 0.30	0.30		ppbV	1	1/27/2011 3:01:00 PM
2,2,4-trimethylpentane	< 0.15	0.15		ppbV	1	1/27/2011 3:01:00 PM
4-ethyltoluene	< 0.15	0.15		ppbV	1	1/27/2011 3:01:00 PM
Acetone	< 0.30	0.30		ppbV	1	1/27/2011 3:01:00 PM
Allyl chloride	< 0.15	0.15		ppbV	1	1/27/2011 3:01:00 PM
Benzene	< 0.15	0.15		ppbV	1	1/27/2011 3:01:00 PM
Benzyl chloride	< 0.15	0.15		ppbV	1	1/27/2011 3:01:00 PM
Bromodichloromethane	< 0.15	0.15		ppbV	1	1/27/2011 3:01:00 PM
Bromoform	< 0.15	0.15		ppbV	1	1/27/2011 3:01:00 PM
Bromomethane	< 0.15	0.15		ppbV	1	1/27/2011 3:01:00 PM
Carbon disulfide	< 0.15	0.15		ppbV	1	1/27/2011 3:01:00 PM
Carbon tetrachloride	< 0.040	0.040		ppbV	1	1/27/2011 3:01:00 PM
Chlorobenzene	< 0.15	0.15		ppbV	1	1/27/2011 3:01:00 PM
Chloroethane	< 0.15	0.15		ppbV	1	1/27/2011 3:01:00 PM
Chloroform	< 0.15	0.15		ppbV	1	1/27/2011 3:01:00 PM
Chloromethane	< 0.15	0.15		ppbV	1	1/27/2011 3:01:00 PM
cis-1,2-Dichloroethene	< 0.15	0.15		ppbV	1	1/27/2011 3:01:00 PM
cis-1,3-Dichloropropene	< 0.15	0.15		ppbV	1	1/27/2011 3:01:00 PM
Cyclohexane	< 0.15	0.15		ppbV	1	1/27/2011 3:01:00 PM
Dibromochloromethane	< 0.15	0.15		ppbV	1	1/27/2011 3:01:00 PM
Ethyl acetate	< 0.25	0.25		ppbV	1	1/27/2011 3:01:00 PM

Qualifiers:

**	Reporting Limit	.	Results reported are not blank corrected
B	Analyte detected in the associated Method Blank	E	Value above quantitation range
H	Holding times for preparation or analysis exceeded	J	Analyte detected at or below quantitation limits
JN	Non-routine analyte. Quantitation estimated.	ND	Not Detected at the Reporting Limit
S	Spike Recovery outside accepted recovery limits		

Centek Laboratories, LLC

Date: *24-Feb-11*

CLIENT:	Arcadis	**Client Sample ID:**	Trip Blank
Lab Order:	C1101036	**Tag Number:**	228
Project:	Lockheed Martin NJ001014.0001	**Collection Date:**	1/24/2011
Lab ID:	C1101036-016A	**Matrix:**	AIR

Analyses	Result	**Limit	Qual	Units	DF	Date Analyzed
1UG/M3 W/ 0.25UG/M3 CT-TCE-VC		TO-15				Analyst: LL
Ethylbenzene	< 0.15	0.15		ppbV	1	1/27/2011 3:01:00 PM
Freon 11	< 0.15	0.15		ppbV	1	1/27/2011 3:01:00 PM
Freon 113	< 0.15	0.15		ppbV	1	1/27/2011 3:01:00 PM
Freon 114	< 0.15	0.15		ppbV	1	1/27/2011 3:01:00 PM
Freon 12	< 0.15	0.15		ppbV	1	1/27/2011 3:01:00 PM
Heptane	< 0.15	0.15		ppbV	1	1/27/2011 3:01:00 PM
Hexachloro-1,3-butadiene	< 0.15	0.15		ppbV	1	1/27/2011 3:01:00 PM
Hexane	< 0.15	0.15		ppbV	1	1/27/2011 3:01:00 PM
Isopropyl alcohol	< 0.15	0.15		ppbV	1	1/27/2011 3:01:00 PM
m&p-Xylene	< 0.30	0.30		ppbV	1	1/27/2011 3:01:00 PM
Methyl Butyl Ketone	< 0.30	0.30		ppbV	1	1/27/2011 3:01:00 PM
Methyl Ethyl Ketone	< 0.30	0.30		ppbV	1	1/27/2011 3:01:00 PM
Methyl Isobutyl Ketone	< 0.30	0.30		ppbV	1	1/27/2011 3:01:00 PM
Methyl tert-butyl ether	< 0.15	0.15		ppbV	1	1/27/2011 3:01:00 PM
Methylene chloride	< 0.15	0.15		ppbV	1	1/27/2011 3:01:00 PM
o-Xylene	< 0.15	0.15		ppbV	1	1/27/2011 3:01:00 PM
Propylene	< 0.15	0.15		ppbV	1	1/27/2011 3:01:00 PM
Styrene	< 0.15	0.15		ppbV	1	1/27/2011 3:01:00 PM
Tetrachloroethylene	< 0.15	0.15		ppbV	1	1/27/2011 3:01:00 PM
Tetrahydrofuran	< 0.15	0.15		ppbV	1	1/27/2011 3:01:00 PM
Toluene	< 0.15	0.15		ppbV	1	1/27/2011 3:01:00 PM
trans-1,2-Dichloroethene	< 0.15	0.15		ppbV	1	1/27/2011 3:01:00 PM
trans-1,3-Dichloropropene	< 0.15	0.15		ppbV	1	1/27/2011 3:01:00 PM
Trichloroethene	< 0.040	0.040		ppbV	1	1/27/2011 3:01:00 PM
Vinyl acetate	< 0.15	0.15		ppbV	1	1/27/2011 3:01:00 PM
Vinyl Bromide	< 0.15	0.15		ppbV	1	1/27/2011 3:01:00 PM
Vinyl chloride	< 0.040	0.040		ppbV	1	1/27/2011 3:01:00 PM
Surr: Bromofluorobenzene	81.0	70-130		%REC	1	1/27/2011 3:01:00 PM

Qualifiers:

**	Reporting Limit	.	Results reported are not blank corrected
B	Analyte detected in the associated Method Blank	E	Value above quantitation range
H	Holding times for preparation or analysis exceeded	J	Analyte detected at or below quantitation limits
JN	Non-routine analyte. Quantitation estimated.	ND	Not Detected at the Reporting Limit
S	Spike Recovery outside accepted recovery limits		

Centek Laboratories, LLC

Date: *24-Feb-11*

CLIENT:	Arcadis	**Client Sample ID:**	Trip Blank
Lab Order:	C1101036	**Tag Number:**	228
Project:	Lockheed Martin NJ001014.0001	**Collection Date:**	1/24/2011
Lab ID:	C1101036-016A	**Matrix:**	AIR

Analyses	Result	**Limit	Qual	Units	DF	Date Analyzed
1UG/M3 W/ 0.25UG/M3 CT-TCE-VC		TO-15				Analyst: LL
1,1,1-Trichloroethane	< 0.83	0.83		ug/m3	1	1/27/2011 3:01:00 PM
1,1,2,2-Tetrachloroethane	< 1.0	1.0		ug/m3	1	1/27/2011 3:01:00 PM
1,1,2-Trichloroethane	< 0.83	0.83		ug/m3	1	1/27/2011 3:01:00 PM
1,1-Dichloroethane	< 0.62	0.62		ug/m3	1	1/27/2011 3:01:00 PM
1,1-Dichloroethene	< 0.60	0.60		ug/m3	1	1/27/2011 3:01:00 PM
1,2,4-Trichlorobenzene	< 1.1	1.1		ug/m3	1	1/27/2011 3:01:00 PM
1,2,4-Trimethylbenzene	< 0.75	0.75		ug/m3	1	1/27/2011 3:01:00 PM
1,2-Dibromoethane	< 1.2	1.2		ug/m3	1	1/27/2011 3:01:00 PM
1,2-Dichlorobenzene	< 0.92	0.92		ug/m3	1	1/27/2011 3:01:00 PM
1,2-Dichloroethane	< 0.62	0.62		ug/m3	1	1/27/2011 3:01:00 PM
1,2-Dichloropropane	< 0.70	0.70		ug/m3	1	1/27/2011 3:01:00 PM
1,3,5-Trimethylbenzene	< 0.75	0.75		ug/m3	1	1/27/2011 3:01:00 PM
1,3-butadiene	< 0.34	0.34		ug/m3	1	1/27/2011 3:01:00 PM
1,3-Dichlorobenzene	< 0.92	0.92		ug/m3	1	1/27/2011 3:01:00 PM
1,4-Dichlorobenzene	< 0.92	0.92		ug/m3	1	1/27/2011 3:01:00 PM
1,4-Dioxane	< 1.1	1.1		ug/m3	1	1/27/2011 3:01:00 PM
2,2,4-trimethylpentane	< 0.71	0.71		ug/m3	1	1/27/2011 3:01:00 PM
4-ethyltoluene	< 0.75	0.75		ug/m3	1	1/27/2011 3:01:00 PM
Acetone	< 0.72	0.72		ug/m3	1	1/27/2011 3:01:00 PM
Allyl chloride	< 0.48	0.48		ug/m3	1	1/27/2011 3:01:00 PM
Benzene	< 0.49	0.49		ug/m3	1	1/27/2011 3:01:00 PM
Benzyl chloride	< 0.88	0.88		ug/m3	1	1/27/2011 3:01:00 PM
Bromodichloromethane	< 1.0	1.0		ug/m3	1	1/27/2011 3:01:00 PM
Bromoform	< 1.6	1.6		ug/m3	1	1/27/2011 3:01:00 PM
Bromomethane	< 0.59	0.59		ug/m3	1	1/27/2011 3:01:00 PM
Carbon disulfide	< 0.47	0.47		ug/m3	1	1/27/2011 3:01:00 PM
Carbon tetrachloride	< 0.26	0.26		ug/m3	1	1/27/2011 3:01:00 PM
Chlorobenzene	< 0.70	0.70		ug/m3	1	1/27/2011 3:01:00 PM
Chloroethane	< 0.40	0.40		ug/m3	1	1/27/2011 3:01:00 PM
Chloroform	< 0.74	0.74		ug/m3	1	1/27/2011 3:01:00 PM
Chloromethane	< 0.31	0.31		ug/m3	1	1/27/2011 3:01:00 PM
cis-1,2-Dichloroethene	< 0.60	0.60		ug/m3	1	1/27/2011 3:01:00 PM
cis-1,3-Dichloropropene	< 0.69	0.69		ug/m3	1	1/27/2011 3:01:00 PM
Cyclohexane	< 0.52	0.52		ug/m3	1	1/27/2011 3:01:00 PM
Dibromochloromethane	< 1.3	1.3		ug/m3	1	1/27/2011 3:01:00 PM
Ethyl acetate	< 0.92	0.92		ug/m3	1	1/27/2011 3:01:00 PM
Ethylbenzene	< 0.66	0.66		ug/m3	1	1/27/2011 3:01:00 PM
Freon 11	< 0.86	0.86		ug/m3	1	1/27/2011 3:01:00 PM
Freon 113	< 1.2	1.2		ug/m3	1	1/27/2011 3:01:00 PM
Freon 114	< 1.1	1.1		ug/m3	1	1/27/2011 3:01:00 PM

Qualifiers:

**	Reporting Limit	.	Results reported are not blank corrected
B	Analyte detected in the associated Method Blank	E	Value above quantitation range
H	Holding times for preparation or analysis exceeded	J	Analyte detected at or below quantitation limits
JN	Non-routine analyte. Quantitation estimated.	ND	Not Detected at the Reporting Limit
S	Spike Recovery outside accepted recovery limits		

Centek Laboratories, LLC

Date: *24-Feb-11*

CLIENT:	Arcadis	**Client Sample ID:**	Trip Blank
Lab Order:	C1101036	**Tag Number:**	228
Project:	Lockheed Martin NJ001014.0001	**Collection Date:**	1/24/2011
Lab ID:	C1101036-016A	**Matrix:**	AIR

Analyses	Result	**Limit	Qual	Units	DF	Date Analyzed
1UG/M3 W/ 0.25UG/M3 CT-TCE-VC		**TO-15**				Analyst: **LL**
Freon 12	< 0.75	0.75		ug/m3	1	1/27/2011 3:01:00 PM
Heptane	< 0.62	0.62		ug/m3	1	1/27/2011 3:01:00 PM
Hexachloro-1,3-butadiene	< 1.6	1.6		ug/m3	1	1/27/2011 3:01:00 PM
Hexane	< 0.54	0.54		ug/m3	1	1/27/2011 3:01:00 PM
Isopropyl alcohol	< 0.37	0.37		ug/m3	1	1/27/2011 3:01:00 PM
m&p-Xylene	< 1.3	1.3		ug/m3	1	1/27/2011 3:01:00 PM
Methyl Butyl Ketone	< 1.2	1.2		ug/m3	1	1/27/2011 3:01:00 PM
Methyl Ethyl Ketone	< 0.90	0.90		ug/m3	1	1/27/2011 3:01:00 PM
Methyl Isobutyl Ketone	< 1.2	1.2		ug/m3	1	1/27/2011 3:01:00 PM
Methyl tert-butyl ether	< 0.55	0.55		ug/m3	1	1/27/2011 3:01:00 PM
Methylene chloride	< 0.53	0.53		ug/m3	1	1/27/2011 3:01:00 PM
o-Xylene	< 0.66	0.66		ug/m3	1	1/27/2011 3:01:00 PM
Propylene	< 0.26	0.26		ug/m3	1	1/27/2011 3:01:00 PM
Styrene	< 0.65	0.65		ug/m3	1	1/27/2011 3:01:00 PM
Tetrachloroethylene	< 1.0	1.0		ug/m3	1	1/27/2011 3:01:00 PM
Tetrahydrofuran	< 0.45	0.45		ug/m3	1	1/27/2011 3:01:00 PM
Toluene	< 0.57	0.57		ug/m3	1	1/27/2011 3:01:00 PM
trans-1,2-Dichloroethene	< 0.60	0.60		ug/m3	1	1/27/2011 3:01:00 PM
trans-1,3-Dichloropropene	< 0.69	0.69		ug/m3	1	1/27/2011 3:01:00 PM
Trichloroethene	< 0.22	0.22		ug/m3	1	1/27/2011 3:01:00 PM
Vinyl acetate	< 0.54	0.54		ug/m3	1	1/27/2011 3:01:00 PM
Vinyl Bromide	< 0.67	0.67		ug/m3	1	1/27/2011 3:01:00 PM
Vinyl chloride	< 0.10	0.10		ug/m3	1	1/27/2011 3:01:00 PM

Qualifiers:

**	Reporting Limit	.	Results reported are not blank corrected
B	Analyte detected in the associated Method Blank	E	Value above quantitation range
H	Holding times for preparation or analysis exceeded	J	Analyte detected at or below quantitation limits
JN	Non-routine analyte. Quantitation estimated.	ND	Not Detected at the Reporting Limit
S	Spike Recovery outside accepted recovery limits		

GC/MS VOLATILES-WHOLE AIR

METHOD TO-15

QUALITY CONTROL SUMMARY

Date: 24-Feb-11

CENTEK LABORATORIES, LLC

QC SUMMARY REPORT
SURROGATE RECOVERIES

CLIENT: Arcadis
Work Order: C1101036
Project: Lockheed Martin NJ001014.0001
Test No: TO-15 **Matrix:** A

Sample ID	BR4FBZ							
BLCS1UG-012611	104							
BLCS1UG-012711	101							
BLCS1UG-012811	95.0							
BLCSD1UG-012611	106							
BLCSD1UG-012711	93.0							
BLCSD1UG-012811	99.0							
BMB1UG-012611	87.0							
BMB1UG-012711	82.0							
BMB1UG-012811	86.0							
C1101036-001A	106							
C1101036-002A	101							
C1101036-003A	92.0							
C1101036-004A	103							
C1101036-005A	104							
C1101036-006A	104							
C1101036-007A	117							
C1101036-008A	88.0							
C1101036-009A	103							
C1101036-010A	120							
C1101036-011A	102							
C1101036-012A	81.0							
C1101036-013A	85.0							
C1101036-014A	106							

Acronym		Surrogate	QC Limits
BR4FBZ	=	Bromofluorobenzene	70-130

*** Surrogate recovery outside acceptance limits**

I

CLIENT: Arcadis
Work Order: C1101036
Project: Lockheed Martin NJ001014.0001
Test No: TO-15 **Matrix:** A

Sample ID	BR4FBZ							
C1101036-015A	98.0							
C1101036-016A	81.0							

Acronym		Surrogate	QC Limits
BR4FBZ	=	Bromofluorobenzene	70-130

*** Surrogate recovery outside acceptance limits**

2

GC/MS QA-QC Check Report

Tune File : C:\MSDCHEM\1\DATA\BG012605.D
Tune Time : 26 Jan 2011 12:53 pm

Daily Calibration File : C:\MSDCHEM\1\DATA\BG012605.D

	(BFB)		(IS1)	(IS2)	(IS3)
			17156	47090	42212
File	Sample	Surrogate Recovery %	Internal Standard Responses		
BG012606.D	BLCS1UG-012611	104	19342	45225	45666
BG012608.D	BMB1UG-012611	87	17951	42199	43521
BG012616.D	C1101036-002A	101	16919	53226	40167
BG012617.D	C1101036-002A	83 DL10X	16317	32738	32916
BG012618.D	C1101036-003A	92	19238	54573	48651
BG012619.D	C1101036-003A	83 DL10X	17049	30918	32458
BG012620.D	C1101036-004A	103	16385	50867	45086
BG012621.D	C1101036-004A	89 DL10X	17311	37801	37114
BG012622.D	C1101036-005A	104	17382	54264	46268
BG012623.D	C1101036-005A	94 DL10X	16165	33928	34144
BG012624.D	BLCSD1UG-012611	106	17932	37718	40665
BG012625.D	C1101036-006A	104	17333	51507	48474
BG012626.D	C1101036-006A	79 DL10X	16755	34961	38585
BG012627.D	C1101036-007A	117	14686	47954	38999
BG012628.D	C1101036-007A	82 DL10X	16577	36741	36095
BG012629.D	C1101036-011A	102	19408	51173	40483
BG012630.D	C1101036-011A	96 DL10X	17290	33518	33835
BG012631.D	C1101036-015A	98	16444	52815	43283
BG012632.D	C1101036-015A	90 DL10X	17571	35129	34172

t - fails 24hr time check * - fails criteria

Created: Thu Feb 24 16:47:11 2011 MSD #2/

GC/MS QA-QC Check Report

Tune File : C:\MSDCHEM\1\DATA\BG012702.D
Tune Time : 27 Jan 2011 11:30 am

Daily Calibration File : C:\MSDCHEM\1\DATA\BG012702.D

	(BFB)		(IS1)	(IS2)	(IS3)
			18170	49468	48322
File	Sample	Surrogate Recovery %	Internal Standard Responses		
BG012704.D	BLCS1UG-012711	101	17138	53436	54947
BG012706.D	BMB1UG-012711	82	17019	42680	41369
BG012707.D	C1101036-016A	81	16785	46967	39373
BG012711.D	C1101036-001A	106	17302	57073	52236
BG012712.D	C1101036-008A	88	17103	51123	45256
BG012713.D	C1101036-009A	103	15254	51670	53546
BG012714.D	C1101036-010A	120	17130	55780	53720
BG012715.D	C1101036-012A	81	15569	55623	45337
BG012716.D	C1101036-013A	85	18450	55732	51891
BG012717.D	C1101036-014A	106	14616	44050	47519
BG012718.D	C1101036-014A	90 DL10X	15379	31983	37700
BG012732.D	BLCSD1UG-012711	93	16623	36302	40957
BG012733.D	C1101036-002A	84 DL40X	15986	32559	37698
BG012734.D	C1101036-002A	81 DL320X	17173	30491	35628
BG012735.D	C1101036-004A	92 DL80X	14875	36604	40009
BG012736.D	C1101036-005A	81 DL80X	14973	31568	34408
BG012737.D	C1101036-006A	77 DL80X	15741	32544	35518
BG012738.D	C1101036-007A	83 DL40X	16040	32657	34875
BG012739.D	C1101036-011A	80 DL40X	16944	31836	32715
BG012740.D	C1101036-011A	100 DL320X	15995	29584*	32243

t - fails 24hr time check * - fails criteria

Created: Thu Feb 24 17:08:31 2011 MSD #2/

GC/MS QA-QC Check Report

Tune File : C:\MSDCHEM\1\DATA\BG012805.D
Tune Time : 28 Jan 2011 2:04 pm

Daily Calibration File : C:\MSDCHEM\1\DATA\BG012805.D

	(BFB)			(IS1)	(IS2)	(IS3)
				17852	46650	50963
File	Sample	Surrogate Recovery %		Internal Standard Responses		
BG012807.D	BLCS1UG-012811	95		18533	48861	49640
BG012808.D	BMB1UG-012811	86		17702	37527	36522
BG012814.D	C1101036-001A	86	DL8X	18055	48268	41054
BG012815.D	C1101036-001A	91	DL320X	17450	31405	34857
BG012816.D	C1101036-008A	97	DL10X	16738	37403	39416
BG012817.D	C1101036-008A	94	DL80X	16446	36521	39471
BG012818.D	C1101036-009A	89	DL8X	17929	39368	42428
BG012819.D	C1101036-009A	88	DL160X	15956	32229	34500
BG012820.D	C1101036-010A	91	DL5X	16900	43282	43346
BG012821.D	C1101036-010A	104	DL40X	16675	30693	35649
BG012822.D	C1101036-012A	90	DL5X	16111	37968	38214
BG012823.D	C1101036-012A	78	DL40X	16814	33879	37272
BG012824.D	C1101036-013A	88	DL5X	16306	39000	41108
BG012825.D	C1101036-013A	98	DL20X	13169	33398	38069
BG012827.D	C1101036-015A	90	DL80X	16785	38609	43687
BG012841.D	BLCSD1UG-012811	99		18390	42335	47014

t - fails 24hr time check * - fails criteria

Created: Thu Feb 24 17:26:12 2011 MSD #2/

Centek laboratories, LLC

CENTEK LABORATORIES, LLC

Date: *24-Feb-11*

ANALYTICAL QC SUMMARY REPORT

CLIENT: Arcadis
Work Order: C1101036
Project: Lockheed Martin NJ001014.0001

TestCode: 0.25CT-TCE-VC

Sample ID **BMB1UG-012611** SampType: **MBLK** TestCode: **0.25CT-TCE-** Units: **ppbV** Prep Date: RunNo: **4205**
Client ID: **ZZZZZ** Batch ID: **R4205** TestNo: **TO-15** Analysis Date: **1/26/2011** SeqNo: **50471**

Analyte	Result	PQL	SPK value	SPK Ref Val	%REC	LowLimit	HighLimit	RPD Ref Val	%RPD	RPDLimit	Qual
1,1,1-Trichloroethane	< 0.15	0.15									
1,1,2,2-Tetrachloroethane	< 0.15	0.15									
1,1,2-Trichloroethane	< 0.15	0.15									
1,1-Dichloroethane	< 0.15	0.15									
1,1-Dichloroethene	< 0.15	0.15									
1,2,4-Trichlorobenzene	< 0.15	0.15									
1,2,4-Trimethylbenzene	< 0.15	0.15									
1,2-Dibromoethane	< 0.15	0.15									
1,2-Dichlorobenzene	< 0.15	0.15									
1,2-Dichloroethane	< 0.15	0.15									
1,2-Dichloropropane	< 0.15	0.15									
1,3,5-Trimethylbenzene	< 0.15	0.15									
1,3-butadiene	< 0.15	0.15									
1,3-Dichlorobenzene	< 0.15	0.15									
1,4-Dichlorobenzene	< 0.15	0.15									
1,4-Dioxane	< 0.30	0.30									
2,2,4-trimethylpentane	< 0.15	0.15									
4-ethyltoluene	< 0.15	0.15									
Acetone	< 0.30	0.30									
Allyl chloride	< 0.15	0.15									
Benzene	< 0.15	0.15									
Benzyl chloride	< 0.15	0.15									
Bromodichloromethane	< 0.15	0.15									
Bromoform	< 0.15	0.15									
Bromomethane	< 0.15	0.15									

Qualifiers:

.	Results reported are not blank corrected	E	Value above quantitation range	H	Holding times for preparation or analysis exceeded
J	Analyte detected at or below quantitation limits	ND	Not Detected at the Reporting Limit	R	RPD outside accepted recovery limits
S	Spike Recovery outside accepted recovery limits				

CLIENT: Arcadis
Work Order: C1101036
Project: Lockheed Martin NJ001014.0001

TestCode: 0.25CT-TCE-VC

Sample ID	BMB1UG-012611	SampType:	MBLK	TestCode:	0.25CT-TCE-	Units:	ppbV	Prep Date:		RunNo:	4205
Client ID:	ZZZZZ	Batch ID:	R4205	TestNo:	TO-15			Analysis Date:	1/26/2011	SeqNo:	50471

Analyte	Result	PQL	SPK value	SPK Ref Val	%REC	LowLimit	HighLimit	RPD Ref Val	%RPD	RPDLimit	Qual
Carbon disulfide	< 0.15	0.15									
Carbon tetrachloride	< 0.040	0.040									
Chlorobenzene	< 0.15	0.15									
Chloroethane	< 0.15	0.15									
Chloroform	< 0.15	0.15									
Chloromethane	< 0.15	0.15									
cis-1,2-Dichloroethene	< 0.15	0.15									
cis-1,3-Dichloropropene	< 0.15	0.15									
Cyclohexane	< 0.15	0.15									
Dibromochloromethane	< 0.15	0.15									
Ethyl acetate	< 0.25	0.25									
Ethylbenzene	< 0.15	0.15									
Freon 11	< 0.15	0.15									
Freon 113	< 0.15	0.15									
Freon 114	< 0.15	0.15									
Freon 12	< 0.15	0.15									
Heptane	< 0.15	0.15									
Hexachloro-1,3-butadiene	< 0.15	0.15									
Hexane	< 0.15	0.15									
Isopropyl alcohol	< 0.15	0.15									
m&p-Xylene	< 0.30	0.30									
Methyl Butyl Ketone	< 0.30	0.30									
Methyl Ethyl Ketone	< 0.30	0.30									
Methyl Isobutyl Ketone	< 0.30	0.30									
Methyl tert-butyl ether	< 0.15	0.15									
Methylene chloride	< 0.15	0.15									
o-Xylene	< 0.15	0.15									
Propylene	< 0.15	0.15									
Styrene	< 0.15	0.15									
Tetrachloroethylene	< 0.15	0.15									
Tetrahydrofuran	< 0.15	0.15									

Qualifiers:

.	Results reported are not blank corrected	E	Value above quantitation range	H	Holding times for preparation or analysis exceeded
J	Analyte detected at or below quantitation limits	ND	Not Detected at the Reporting Limit	R	RPD outside accepted recovery limits
S	Spike Recovery outside accepted recovery limits				

Centek laboratories, LLC

CLIENT: Arcadis
Work Order: C1101036
Project: Lockheed Martin NJ001014.0001

TestCode: 0.25CT-TCE-VC

Sample ID	BMB1UG-012611	SampType:	MBLK	TestCode:	0.25CT-TCE-	Units:	ppbV	Prep Date:		RunNo:	4205
Client ID:	ZZZZZ	Batch ID:	R4205	TestNo:	TO-15			Analysis Date:	1/26/2011	SeqNo:	50471

Analyte	Result	PQL	SPK value	SPK Ref Val	%REC	LowLimit	HighLimit	RPD Ref Val	%RPD	RPDLimit	Qual
Toluene	< 0.15	0.15									
trans-1,2-Dichloroethene	< 0.15	0.15									
trans-1,3-Dichloropropene	< 0.15	0.15									
Trichloroethene	< 0.040	0.040									
Vinyl acetate	< 0.15	0.15									
Vinyl Bromide	< 0.15	0.15									
Vinyl chloride	< 0.040	0.040									

Sample ID	BMB1UG-012711	SampType:	MBLK	TestCode:	0.25CT-TCE-	Units:	ppbV	Prep Date:		RunNo:	4206
Client ID:	ZZZZZ	Batch ID:	R4206	TestNo:	TO-15			Analysis Date:	1/27/2011	SeqNo:	50506

Analyte	Result	PQL	SPK value	SPK Ref Val	%REC	LowLimit	HighLimit	RPD Ref Val	%RPD	RPDLimit	Qual
1,1,1-Trichloroethane	< 0.15	0.15									
1,1,2,2-Tetrachloroethane	< 0.15	0.15									
1,1,2-Trichloroethane	< 0.15	0.15									
1,1-Dichloroethane	< 0.15	0.15									
1,1-Dichloroethene	< 0.15	0.15									
1,2,4-Trichlorobenzene	< 0.15	0.15									
1,2,4-Trimethylbenzene	< 0.15	0.15									
1,2-Dibromoethane	< 0.15	0.15									
1,2-Dichlorobenzene	< 0.15	0.15									
1,2-Dichloroethane	< 0.15	0.15									
1,2-Dichloropropane	< 0.15	0.15									
1,3,5-Trimethylbenzene	< 0.15	0.15									
1,3-butadiene	< 0.15	0.15									
1,3-Dichlorobenzene	< 0.15	0.15									
1,4-Dichlorobenzene	< 0.15	0.15									
1,4-Dioxane	< 0.30	0.30									
2,2,4-trimethylpentane	< 0.15	0.15									
4-ethyltoluene	< 0.15	0.15									

Qualifiers:

.	Results reported are not blank corrected	E	Value above quantitation range	H	Holding times for preparation or analysis exceeded
J	Analyte detected at or below quantitation limits	ND	Not Detected at the Reporting Limit	R	RPD outside accepted recovery limits
S	Spike Recovery outside accepted recovery limits				

Centek laboratories, LLC

CLIENT: Arcadis
Work Order: C1101036
Project: Lockheed Martin NJ001014.0001

TestCode: 0.25CT-TCE-VC

Sample ID	BMB1UG-012711	SampType:	MBLK	TestCode:	0.25CT-TCE-	Units:	ppbV	Prep Date:		RunNo:	4206
Client ID:	ZZZZZ	Batch ID:	R4206	TestNo:	TO-15			Analysis Date:	1/27/2011	SeqNo:	50506

Analyte	Result	PQL	SPK value	SPK Ref Val	%REC	LowLimit	HighLimit	RPD Ref Val	%RPD	RPDLimit	Qual
Acetone	< 0.30	0.30									
Allyl chloride	< 0.15	0.15									
Benzene	< 0.15	0.15									
Benzyl chloride	< 0.15	0.15									
Bromodichloromethane	< 0.15	0.15									
Bromoform	< 0.15	0.15									
Bromomethane	< 0.15	0.15									
Carbon disulfide	< 0.15	0.15									
Carbon tetrachloride	< 0.040	0.040									
Chlorobenzene	< 0.15	0.15									
Chloroethane	< 0.15	0.15									
Chloroform	< 0.15	0.15									
Chloromethane	< 0.15	0.15									
cis-1,2-Dichloroethene	< 0.15	0.15									
cis-1,3-Dichloropropene	< 0.15	0.15									
Cyclohexane	< 0.15	0.15									
Dibromochloromethane	< 0.15	0.15									
Ethyl acetate	< 0.25	0.25									
Ethylbenzene	< 0.15	0.15									
Freon 11	< 0.15	0.15									
Freon 113	< 0.15	0.15									
Freon 114	< 0.15	0.15									
Freon 12	< 0.15	0.15									
Heptane	< 0.15	0.15									
Hexachloro-1,3-butadiene	< 0.15	0.15									
Hexane	< 0.15	0.15									
Isopropyl alcohol	< 0.15	0.15									
m&p-Xylene	< 0.30	0.30									
Methyl Butyl Ketone	< 0.30	0.30									
Methyl Ethyl Ketone	< 0.30	0.30									
Methyl Isobutyl Ketone	< 0.30	0.30									

Qualifiers:

.	Results reported are not blank corrected	E	Value above quantitation range	H	Holding times for preparation or analysis exceeded
J	Analyte detected at or below quantitation limits	ND	Not Detected at the Reporting Limit	R	RPD outside accepted recovery limits
S	Spike Recovery outside accepted recovery limits				

Centek laboratories, LLC

CLIENT: Arcadis
Work Order: C1101036
Project: Lockheed Martin NJ001014.0001

TestCode: 0.25CT-TCE-VC

Sample ID	BMB1UG-012711	SampType:	MBLK	TestCode:	0.25CT-TCE-	Units:	ppbV	Prep Date:		RunNo:	4206
Client ID:	ZZZZZ	Batch ID:	R4206	TestNo:	TO-15			Analysis Date:	1/27/2011	SeqNo:	50506

Analyte	Result	PQL	SPK value	SPK Ref Val	%REC	LowLimit	HighLimit	RPD Ref Val	%RPD	RPDLimit	Qual
Methyl tert-butyl ether	< 0.15	0.15									
Methylene chloride	< 0.15	0.15									
o-Xylene	< 0.15	0.15									
Propylene	< 0.15	0.15									
Styrene	< 0.15	0.15									
Tetrachloroethylene	< 0.15	0.15									
Tetrahydrofuran	< 0.15	0.15									
Toluene	< 0.15	0.15									
trans-1,2-Dichloroethene	< 0.15	0.15									
trans-1,3-Dichloropropene	< 0.15	0.15									
Trichloroethene	< 0.040	0.040									
Vinyl acetate	< 0.15	0.15									
Vinyl Bromide	< 0.15	0.15									
Vinyl chloride	< 0.040	0.040									

Sample ID	BMB1UG-012811	SampType:	MBLK	TestCode:	0.25CT-TCE-	Units:	ppbV	Prep Date:		RunNo:	4207
Client ID:	ZZZZZ	Batch ID:	R4207	TestNo:	TO-15			Analysis Date:	1/28/2011	SeqNo:	50559

Analyte	Result	PQL	SPK value	SPK Ref Val	%REC	LowLimit	HighLimit	RPD Ref Val	%RPD	RPDLimit	Qual
1,1,1-Trichloroethane	< 0.15	0.15									
1,1,2,2-Tetrachloroethane	< 0.15	0.15									
1,1,2-Trichloroethane	< 0.15	0.15									
1,1-Dichloroethane	< 0.15	0.15									
1,1-Dichloroethene	< 0.15	0.15									
1,2,4-Trichlorobenzene	< 0.15	0.15									
1,2,4-Trimethylbenzene	< 0.15	0.15									
1,2-Dibromoethane	< 0.15	0.15									
1,2-Dichlorobenzene	< 0.15	0.15									
1,2-Dichloroethane	< 0.15	0.15									
1,2-Dichloropropane	< 0.15	0.15									

Qualifiers:

.	Results reported are not blank corrected	E	Value above quantitation range	H	Holding times for preparation or analysis exceeded
J	Analyte detected at or below quantitation limits	ND	Not Detected at the Reporting Limit	R	RPD outside accepted recovery limits
S	Spike Recovery outside accepted recovery limits				

CLIENT: Arcadis
Work Order: C1101036
Project: Lockheed Martin NJ001014.0001

TestCode: 0.25CT-TCE-VC

Sample ID	BMB1UG-012811	SampType:	MBLK	TestCode:	0.25CT-TCE-	Units:	ppbV	Prep Date:		RunNo:	4207
Client ID:	ZZZZZ	Batch ID:	R4207	TestNo:	TO-15			Analysis Date:	1/28/2011	SeqNo:	50559

Analyte	Result	PQL	SPK value	SPK Ref Val	%REC	LowLimit	HighLimit	RPD Ref Val	%RPD	RPDLimit	Qual
1,3,5-Trimethylbenzene	< 0.15	0.15									
1,3-butadiene	< 0.15	0.15									
1,3-Dichlorobenzene	< 0.15	0.15									
1,4-Dichlorobenzene	< 0.15	0.15									
1,4-Dioxane	< 0.30	0.30									
2,2,4-trimethylpentane	< 0.15	0.15									
4-ethyltoluene	< 0.15	0.15									
Acetone	< 0.30	0.30									
Allyl chloride	< 0.15	0.15									
Benzene	< 0.15	0.15									
Benzyl chloride	< 0.15	0.15									
Bromodichloromethane	< 0.15	0.15									
Bromoform	< 0.15	0.15									
Bromomethane	< 0.15	0.15									
Carbon disulfide	< 0.15	0.15									
Carbon tetrachloride	< 0.040	0.040									
Chlorobenzene	< 0.15	0.15									
Chloroethane	< 0.15	0.15									
Chloroform	< 0.15	0.15									
Chloromethane	< 0.15	0.15									
cis-1,2-Dichloroethene	< 0.15	0.15									
cis-1,3-Dichloropropene	< 0.15	0.15									
Cyclohexane	< 0.15	0.15									
Dibromochloromethane	< 0.15	0.15									
Ethyl acetate	< 0.25	0.25									
Ethylbenzene	< 0.15	0.15									
Freon 11	< 0.15	0.15									
Freon 113	< 0.15	0.15									
Freon 114	< 0.15	0.15									
Freon 12	< 0.15	0.15									
Heptane	< 0.15	0.15									

Qualifiers:

.	Results reported are not blank corrected	E	Value above quantitation range	H	Holding times for preparation or analysis exceeded
J	Analyte detected at or below quantitation limits	ND	Not Detected at the Reporting Limit	R	RPD outside accepted recovery limits
S	Spike Recovery outside accepted recovery limits				

Centek laboratories, LLC

CLIENT: Arcadis
Work Order: C1101036
Project: Lockheed Martin NJ001014.0001

TestCode: 0.25CT-TCE-VC

Sample ID	BMB1UG-012811	SampType:	MBLK	TestCode:	0.25CT-TCE-	Units:	ppbV	Prep Date:		RunNo:	4207
Client ID:	ZZZZZ	Batch ID:	R4207	TestNo:	TO-15			Analysis Date:	1/28/2011	SeqNo:	50559

Analyte	Result	PQL	SPK value	SPK Ref Val	%REC	LowLimit	HighLimit	RPD Ref Val	%RPD	RPDLimit	Qual
Hexachloro-1,3-butadiene	< 0.15	0.15									
Hexane	< 0.15	0.15									
Isopropyl alcohol	< 0.15	0.15									
m&p-Xylene	< 0.30	0.30									
Methyl Butyl Ketone	< 0.30	0.30									
Methyl Ethyl Ketone	< 0.30	0.30									
Methyl Isobutyl Ketone	< 0.30	0.30									
Methyl tert-butyl ether	< 0.15	0.15									
Methylene chloride	< 0.15	0.15									
o-Xylene	< 0.15	0.15									
Propylene	< 0.15	0.15									
Styrene	< 0.15	0.15									
Tetrachloroethylene	< 0.15	0.15									
Tetrahydrofuran	< 0.15	0.15									
Toluene	< 0.15	0.15									
trans-1,2-Dichloroethene	< 0.15	0.15									
trans-1,3-Dichloropropene	< 0.15	0.15									
Trichloroethene	< 0.040	0.040									
Vinyl acetate	< 0.15	0.15									
Vinyl Bromide	< 0.15	0.15									
Vinyl chloride	< 0.040	0.040									

Qualifiers:

.	Results reported are not blank corrected	E	Value above quantitation range	H	Holding times for preparation or analysis exceeded
J	Analyte detected at or below quantitation limits	ND	Not Detected at the Reporting Limit	R	RPD outside accepted recovery limits
S	Spike Recovery outside accepted recovery limits				

Centek laboratories, LLC

CENTEK LABORATORIES, LLC

Date: *24-Feb-11*

ANALYTICAL QC SUMMARY REPORT

CLIENT: Arcadis
Work Order: C1101036
Project: Lockheed Martin NJ001014.0001

TestCode: 0.25CT-TCE-VC

Sample ID BLCS1UG-012611	SampType: LCS	TestCode: 0.25CT-TCE-	Units: ppbV	Prep Date:	RunNo: 4205
Client ID: ZZZZZ	Batch ID: R4205	TestNo: TO-15		Analysis Date: 1/26/2011	SeqNo: 50472

Analyte	Result	PQL	SPK value	SPK Ref Val	%REC	LowLimit	HighLimit	RPD Ref Val	%RPD	RPDLimit	Qual
1,1,1-Trichloroethane	0.8200	0.15	1	0	82.0	70	130				
1,1,2,2-Tetrachloroethane	0.8400	0.15	1	0	84.0	70	130				
1,1,2-Trichloroethane	0.8100	0.15	1	0	81.0	70	130				
1,1-Dichloroethane	0.8300	0.15	1	0	83.0	70	130				
1,1-Dichloroethene	0.8800	0.15	1	0	88.0	70	130				
1,2,4-Trichlorobenzene	1.070	0.15	1	0	107	70	130				
1,2,4-Trimethylbenzene	0.9300	0.15	1	0	93.0	70	130				
1,2-Dibromoethane	0.8600	0.15	1	0	86.0	70	130				
1,2-Dichlorobenzene	0.9700	0.15	1	0	97.0	70	130				
1,2-Dichloroethane	0.7900	0.15	1	0	79.0	70	130				
1,2-Dichloropropane	0.7600	0.15	1	0	76.0	70	130				
1,3,5-Trimethylbenzene	0.9300	0.15	1	0	93.0	70	130				
1,3-butadiene	0.7700	0.15	1	0	77.0	70	130				
1,3-Dichlorobenzene	1.000	0.15	1	0	100	70	130				
1,4-Dichlorobenzene	0.9900	0.15	1	0	99.0	70	130				
1,4-Dioxane	0.9400	0.30	1	0	94.0	70	130				
2,2,4-trimethylpentane	0.8700	0.15	1	0	87.0	70	130				
4-ethyltoluene	0.9400	0.15	1	0	94.0	70	130				
Acetone	0.7500	0.30	1	0	75.0	70	130				
Allyl chloride	0.8400	0.15	1	0	84.0	70	130				
Benzene	0.7700	0.15	1	0	77.0	70	130				
Benzyl chloride	0.7800	0.15	1	0	78.0	70	130				
Bromodichloromethane	0.8200	0.15	1	0	82.0	70	130				
Bromoform	0.8300	0.15	1	0	83.0	70	130				
Bromomethane	0.7700	0.15	1	0	77.0	70	130				

Qualifiers:
. Results reported are not blank corrected
J Analyte detected at or below quantitation limits
S Spike Recovery outside accepted recovery limits
E Value above quantitation range
ND Not Detected at the Reporting Limit
H Holding times for preparation or analysis exceeded
R RPD outside accepted recovery limits

CLIENT: Arcadis
Work Order: C1101036
Project: Lockheed Martin NJ001014.0001

TestCode: 0.25CT-TCE-VC

Sample ID	BLCS1UG-012611	SampType:	LCS	TestCode:	0.25CT-TCE-	Units:	ppbV	Prep Date:		RunNo:	4205
Client ID:	ZZZZZ	Batch ID:	R4205	TestNo:	TO-15			Analysis Date:	1/26/2011	SeqNo:	50472

Analyte	Result	PQL	SPK value	SPK Ref Val	%REC	LowLimit	HighLimit	RPD Ref Val	%RPD	RPDLimit	Qual
Carbon disulfide	0.7600	0.15	1	0	76.0	70	130				
Carbon tetrachloride	0.7300	0.040	1	0	73.0	70	130				
Chlorobenzene	0.9900	0.15	1	0	99.0	70	130				
Chloroethane	0.7900	0.15	1	0	79.0	70	130				
Chloroform	0.7700	0.15	1	0	77.0	70	130				
Chloromethane	0.7600	0.15	1	0	76.0	70	130				
cis-1,2-Dichloroethene	0.7200	0.15	1	0	72.0	70	130				
cis-1,3-Dichloropropene	0.8000	0.15	1	0	80.0	70	130				
Cyclohexane	0.8700	0.15	1	0	87.0	70	130				
Dibromochloromethane	0.8600	0.15	1	0	86.0	70	130				
Ethyl acetate	0.7900	0.25	1	0	79.0	70	130				
Ethylbenzene	0.9500	0.15	1	0	95.0	70	130				
Freon 11	0.8200	0.15	1	0	82.0	70	130				
Freon 113	0.7700	0.15	1	0	77.0	70	130				
Freon 114	0.7600	0.15	1	0	76.0	70	130				
Freon 12	0.7800	0.15	1	0	78.0	70	130				
Heptane	0.8000	0.15	1	0	80.0	70	130				
Hexachloro-1,3-butadiene	1.030	0.15	1	0	103	70	130				
Hexane	0.7000	0.15	1	0	70.0	70	130				
Isopropyl alcohol	0.7600	0.15	1	0	76.0	70	130				
m&p-Xylene	1.870	0.30	2	0	93.5	70	130				
Methyl Butyl Ketone	1.100	0.30	1	0	110	70	130				
Methyl Ethyl Ketone	0.8000	0.30	1	0	80.0	70	130				
Methyl Isobutyl Ketone	0.8900	0.30	1	0	89.0	70	130				
Methyl tert-butyl ether	0.8500	0.15	1	0	85.0	70	130				
Methylene chloride	0.7500	0.15	1	0	75.0	70	130				
o-Xylene	0.9800	0.15	1	0	98.0	70	130				
Propylene	0.7100	0.15	1	0	71.0	70	130				
Styrene	0.9500	0.15	1	0	95.0	70	130				
Tetrachloroethylene	0.9000	0.15	1	0	90.0	70	130				
Tetrahydrofuran	0.9600	0.15	1	0	96.0	70	130				

Qualifiers:

.	Results reported are not blank corrected	E	Value above quantitation range	H	Holding times for preparation or analysis exceeded
J	Analyte detected at or below quantitation limits	ND	Not Detected at the Reporting Limit	R	RPD outside accepted recovery limits
S	Spike Recovery outside accepted recovery limits				

Centek laboratories, LLC

CLIENT: Arcadis
Work Order: C1101036
Project: Lockheed Martin NJ001014.0001

TestCode: 0.25CT-TCE-VC

Sample ID	BLCS1UG-012611	SampType:	LCS	TestCode:	0.25CT-TCE-	Units:	ppbV	Prep Date:		RunNo:	4205
Client ID:	ZZZZZ	Batch ID:	R4205	TestNo:	TO-15			Analysis Date:	1/26/2011	SeqNo:	50472

Analyte	Result	PQL	SPK value	SPK Ref Val	%REC	LowLimit	HighLimit	RPD Ref Val	%RPD	RPDLimit	Qual
Toluene	0.9400	0.15	1	0	94.0	70	130				
trans-1,2-Dichloroethene	0.8000	0.15	1	0	80.0	70	130				
trans-1,3-Dichloropropene	0.7600	0.15	1	0	76.0	70	130				
Trichloroethene	0.7100	0.040	1	0	71.0	70	130				
Vinyl acetate	0.9100	0.15	1	0	91.0	70	130				
Vinyl Bromide	0.8900	0.15	1	0	89.0	70	130				
Vinyl chloride	0.7800	0.040	1	0	78.0	70	130				

Sample ID	BLCS1UG-012711	SampType:	LCS	TestCode:	0.25CT-TCE-	Units:	ppbV	Prep Date:		RunNo:	4206
Client ID:	ZZZZZ	Batch ID:	R4206	TestNo:	TO-15			Analysis Date:	1/27/2011	SeqNo:	50507

Analyte	Result	PQL	SPK value	SPK Ref Val	%REC	LowLimit	HighLimit	RPD Ref Val	%RPD	RPDLimit	Qual
1,1,1-Trichloroethane	0.7000	0.15	1	0	70.0	70	130				
1,1,2,2-Tetrachloroethane	0.7000	0.15	1	0	70.0	70	130				
1,1,2-Trichloroethane	0.7000	0.15	1	0	70.0	70	130				
1,1-Dichloroethane	0.9400	0.15	1	0	94.0	70	130				
1,1-Dichloroethene	0.9000	0.15	1	0	90.0	70	130				
1,2,4-Trichlorobenzene	1.240	0.15	1	0	124	70	130				
1,2,4-Trimethylbenzene	0.7100	0.15	1	0	71.0	70	130				
1,2-Dibromoethane	0.7800	0.15	1	0	78.0	70	130				
1,2-Dichlorobenzene	0.8100	0.15	1	0	81.0	70	130				
1,2-Dichloroethane	0.9700	0.15	1	0	97.0	70	130				
1,2-Dichloropropane	0.7000	0.15	1	0	70.0	70	130				
1,3,5-Trimethylbenzene	0.8200	0.15	1	0	82.0	70	130				
1,3-butadiene	0.8100	0.15	1	0	81.0	70	130				
1,3-Dichlorobenzene	0.7800	0.15	1	0	78.0	70	130				
1,4-Dichlorobenzene	0.7900	0.15	1	0	79.0	70	130				
1,4-Dioxane	0.7100	0.30	1	0	71.0	70	130				
2,2,4-trimethylpentane	0.7300	0.15	1	0	73.0	70	130				
4-ethyltoluene	0.7100	0.15	1	0	71.0	70	130				

Qualifiers:

.	Results reported are not blank corrected	E	Value above quantitation range	H	Holding times for preparation or analysis exceeded
J	Analyte detected at or below quantitation limits	ND	Not Detected at the Reporting Limit	R	RPD outside accepted recovery limits
S	Spike Recovery outside accepted recovery limits				

Centek laboratories, LLC

CLIENT: Arcadis
Work Order: C1101036
Project: Lockheed Martin NJ001014.0001

TestCode: 0.25CT-TCE-VC

Sample ID BLCS1UG-012711 SampType: LCS TestCode: 0.25CT-TCE- Units: ppbV Prep Date: RunNo: 4206
Client ID: ZZZZZ Batch ID: R4206 TestNo: TO-15 Analysis Date: 1/27/2011 SeqNo: 50507

Analyte	Result	PQL	SPK value	SPK Ref Val	%REC	LowLimit	HighLimit	RPD Ref Val	%RPD	RPDLimit	Qual
Acetone	0.7300	0.30	1	0	73.0	70	130				
Allyl chloride	0.8800	0.15	1	0	88.0	70	130				
Benzene	0.7300	0.15	1	0	73.0	70	130				
Benzyl chloride	0.7000	0.15	1	0	70.0	70	130				
Bromodichloromethane	0.7100	0.15	1	0	71.0	70	130				
Bromoform	0.7700	0.15	1	0	77.0	70	130				
Bromomethane	0.8900	0.15	1	0	89.0	70	130				
Carbon disulfide	0.8500	0.15	1	0	85.0	70	130				
Carbon tetrachloride	0.7100	0.040	1	0	71.0	70	130				
Chlorobenzene	0.8200	0.15	1	0	82.0	70	130				
Chloroethane	0.9300	0.15	1	0	93.0	70	130				
Chloroform	0.9500	0.15	1	0	95.0	70	130				
Chloromethane	0.8200	0.15	1	0	82.0	70	130				
cis-1,2-Dichloroethene	0.8900	0.15	1	0	89.0	70	130				
cis-1,3-Dichloropropene	0.7600	0.15	1	0	76.0	70	130				
Cyclohexane	0.7000	0.15	1	0	70.0	70	130				
Dibromochloromethane	0.7600	0.15	1	0	76.0	70	130				
Ethyl acetate	0.9500	0.25	1	0	95.0	70	130				
Ethylbenzene	0.7300	0.15	1	0	73.0	70	130				
Freon 11	0.9000	0.15	1	0	90.0	70	130				
Freon 113	0.8700	0.15	1	0	87.0	70	130				
Freon 114	0.8800	0.15	1	0	88.0	70	130				
Freon 12	0.9200	0.15	1	0	92.0	70	130				
Heptane	0.7600	0.15	1	0	76.0	70	130				
Hexachloro-1,3-butadiene	0.9200	0.15	1	0	92.0	70	130				
Hexane	0.8500	0.15	1	0	85.0	70	130				
Isopropyl alcohol	0.8000	0.15	1	0	80.0	70	130				
m&p-Xylene	1.410	0.30	2	0	70.5	70	130				
Methyl Butyl Ketone	0.8700	0.30	1	0	87.0	70	130				
Methyl Ethyl Ketone	0.7100	0.30	1	0	71.0	70	130				
Methyl Isobutyl Ketone	0.7100	0.30	1	0	71.0	70	130				

Qualifiers:
. Results reported are not blank corrected
J Analyte detected at or below quantitation limits
S Spike Recovery outside accepted recovery limits
E Value above quantitation range
ND Not Detected at the Reporting Limit
H Holding times for preparation or analysis exceeded
R RPD outside accepted recovery limits

Centek laboratories, LLC

CLIENT: Arcadis
Work Order: C1101036
Project: Lockheed Martin NJ001014.0001

TestCode: 0.25CT-TCE-VC

Sample ID BLCS1UG-012711	SampType: LCS	TestCode: 0.25CT-TCE-	Units: ppbV	Prep Date:	RunNo: 4206
Client ID: ZZZZZ	Batch ID: R4206	TestNo: TO-15		Analysis Date: 1/27/2011	SeqNo: 50507

Analyte	Result	PQL	SPK value	SPK Ref Val	%REC	LowLimit	HighLimit	RPD Ref Val	%RPD	RPDLimit	Qual
Methyl tert-butyl ether	0.9500	0.15	1	0	95.0	70	130				
Methylene chloride	0.8500	0.15	1	0	85.0	70	130				
o-Xylene	0.7000	0.15	1	0	70.0	70	130				
Propylene	0.7900	0.15	1	0	79.0	70	130				
Styrene	0.7000	0.15	1	0	70.0	70	130				
Tetrachloroethylene	0.7800	0.15	1	0	78.0	70	130				
Tetrahydrofuran	0.8300	0.15	1	0	83.0	70	130				
Toluene	0.8800	0.15	1	0	88.0	70	130				
trans-1,2-Dichloroethene	0.8900	0.15	1	0	89.0	70	130				
trans-1,3-Dichloropropene	0.7300	0.15	1	0	73.0	70	130				
Trichloroethene	0.7000	0.040	1	0	70.0	70	130				
Vinyl acetate	0.9300	0.15	1	0	93.0	70	130				
Vinyl Bromide	0.9200	0.15	1	0	92.0	70	130				
Vinyl chloride	0.7900	0.040	1	0	79.0	70	130				

Sample ID BLCS1UG-012811	SampType: LCS	TestCode: 0.25CT-TCE-	Units: ppbV	Prep Date:	RunNo: 4207
Client ID: ZZZZZ	Batch ID: R4207	TestNo: TO-15		Analysis Date: 1/28/2011	SeqNo: 50560

Analyte	Result	PQL	SPK value	SPK Ref Val	%REC	LowLimit	HighLimit	RPD Ref Val	%RPD	RPDLimit	Qual
1,1,1-Trichloroethane	0.7300	0.15	1	0	73.0	70	130				
1,1,2,2-Tetrachloroethane	0.7500	0.15	1	0	75.0	70	130				
1,1,2-Trichloroethane	0.7600	0.15	1	0	76.0	70	130				
1,1-Dichloroethane	0.8300	0.15	1	0	83.0	70	130				
1,1-Dichloroethene	0.9300	0.15	1	0	93.0	70	130				
1,2,4-Trichlorobenzene	1.180	0.15	1	0	118	70	130				
1,2,4-Trimethylbenzene	0.9000	0.15	1	0	90.0	70	130				
1,2-Dibromoethane	0.8300	0.15	1	0	83.0	70	130				
1,2-Dichlorobenzene	0.9200	0.15	1	0	92.0	70	130				
1,2-Dichloroethane	0.8400	0.15	1	0	84.0	70	130				
1,2-Dichloropropane	0.7100	0.15	1	0	71.0	70	130				

Qualifiers:

.	Results reported are not blank corrected	E	Value above quantitation range	H	Holding times for preparation or analysis exceeded
J	Analyte detected at or below quantitation limits	ND	Not Detected at the Reporting Limit	R	RPD outside accepted recovery limits
S	Spike Recovery outside accepted recovery limits				

Centek laboratories, LLC

CLIENT: Arcadis
Work Order: C1101036
Project: Lockheed Martin NJ001014.0001

TestCode: 0.25CT-TCE-VC

Sample ID	BLCS1UG-012811	SampType:	LCS	TestCode:	0.25CT-TCE-	Units:	ppbV	Prep Date:		RunNo:	4207
Client ID:	ZZZZZ	Batch ID:	R4207	TestNo:	TO-15			Analysis Date:	1/28/2011	SeqNo:	50560

Analyte	Result	PQL	SPK value	SPK Ref Val	%REC	LowLimit	HighLimit	RPD Ref Val	%RPD	RPDLimit	Qual
1,3,5-Trimethylbenzene	0.9300	0.15	1	0	93.0	70	130				
1,3-butadiene	0.8200	0.15	1	0	82.0	70	130				
1,3-Dichlorobenzene	1.010	0.15	1	0	101	70	130				
1,4-Dichlorobenzene	1.040	0.15	1	0	104	70	130				
1,4-Dioxane	0.9100	0.30	1	0	91.0	70	130				
2,2,4-trimethylpentane	0.7200	0.15	1	0	72.0	70	130				
4-ethyltoluene	0.9100	0.15	1	0	91.0	70	130				
Acetone	0.7500	0.30	1	0	75.0	70	130				
Allyl chloride	0.8400	0.15	1	0	84.0	70	130				
Benzene	0.7300	0.15	1	0	73.0	70	130				
Benzyl chloride	0.7400	0.15	1	0	74.0	70	130				
Bromodichloromethane	0.7200	0.15	1	0	72.0	70	130				
Bromoform	0.9100	0.15	1	0	91.0	70	130				
Bromomethane	0.8600	0.15	1	0	86.0	70	130				
Carbon disulfide	0.7700	0.15	1	0	77.0	70	130				
Carbon tetrachloride	0.7500	0.040	1	0	75.0	70	130				
Chlorobenzene	0.8800	0.15	1	0	88.0	70	130				
Chloroethane	0.8000	0.15	1	0	80.0	70	130				
Chloroform	0.8000	0.15	1	0	80.0	70	130				
Chloromethane	0.7000	0.15	1	0	70.0	70	130				
cis-1,2-Dichloroethene	0.7700	0.15	1	0	77.0	70	130				
cis-1,3-Dichloropropene	0.7200	0.15	1	0	72.0	70	130				
Cyclohexane	0.7400	0.15	1	0	74.0	70	130				
Dibromochloromethane	0.8600	0.15	1	0	86.0	70	130				
Ethyl acetate	0.7700	0.25	1	0	77.0	70	130				
Ethylbenzene	0.8100	0.15	1	0	81.0	70	130				
Freon 11	0.8800	0.15	1	0	88.0	70	130				
Freon 113	0.8400	0.15	1	0	84.0	70	130				
Freon 114	0.8300	0.15	1	0	83.0	70	130				
Freon 12	0.8300	0.15	1	0	83.0	70	130				
Heptane	0.7100	0.15	1	0	71.0	70	130				

Qualifiers:

.	Results reported are not blank corrected	E	Value above quantitation range	H	Holding times for preparation or analysis exceeded
J	Analyte detected at or below quantitation limits	ND	Not Detected at the Reporting Limit	R	RPD outside accepted recovery limits
S	Spike Recovery outside accepted recovery limits				

Centek laboratories, LLC

CLIENT: Arcadis
Work Order: C1101036
Project: Lockheed Martin NJ001014.0001

TestCode: 0.25CT-TCE-VC

Sample ID	BLCS1UG-012811	SampType:	LCS	TestCode:	0.25CT-TCE-	Units:	ppbV	Prep Date:		RunNo:	4207
Client ID:	ZZZZZ	Batch ID:	R4207	TestNo:	TO-15			Analysis Date:	1/28/2011	SeqNo:	50560

Analyte	Result	PQL	SPK value	SPK Ref Val	%REC	LowLimit	HighLimit	RPD Ref Val	%RPD	RPDLimit	Qual
Hexachloro-1,3-butadiene	1.150	0.15	1	0	115	70	130				
Hexane	0.7100	0.15	1	0	71.0	70	130				
Isopropyl alcohol	0.7400	0.15	1	0	74.0	70	130				
m&p-Xylene	1.670	0.30	2	0	83.5	70	130				
Methyl Butyl Ketone	0.8400	0.30	1	0	84.0	70	130				
Methyl Ethyl Ketone	0.8400	0.30	1	0	84.0	70	130				
Methyl Isobutyl Ketone	0.7600	0.30	1	0	76.0	70	130				
Methyl tert-butyl ether	0.9000	0.15	1	0	90.0	70	130				
Methylene chloride	0.7900	0.15	1	0	79.0	70	130				
o-Xylene	0.8500	0.15	1	0	85.0	70	130				
Propylene	0.7400	0.15	1	0	74.0	70	130				
Styrene	0.8600	0.15	1	0	86.0	70	130				
Tetrachloroethylene	0.9700	0.15	1	0	97.0	70	130				
Tetrahydrofuran	0.7400	0.15	1	0	74.0	70	130				
Toluene	0.9100	0.15	1	0	91.0	70	130				
trans-1,2-Dichloroethene	0.8200	0.15	1	0	82.0	70	130				
trans-1,3-Dichloropropene	0.7100	0.15	1	0	71.0	70	130				
Trichloroethene	0.8000	0.040	1	0	80.0	70	130				
Vinyl acetate	0.7400	0.15	1	0	74.0	70	130				
Vinyl Bromide	0.9400	0.15	1	0	94.0	70	130				
Vinyl chloride	0.7700	0.040	1	0	77.0	70	130				

Qualifiers:

.	Results reported are not blank corrected	E	Value above quantitation range	H	Holding times for preparation or analysis exceeded
J	Analyte detected at or below quantitation limits	ND	Not Detected at the Reporting Limit	R	RPD outside accepted recovery limits
S	Spike Recovery outside accepted recovery limits				

CENTEK LABORATORIES, LLC

Date: *24-Feb-11*

ANALYTICAL QC SUMMARY REPORT

CLIENT: Arcadis
Work Order: C1101036
Project: Lockheed Martin NJ001014.0001

TestCode: 0.25CT-TCE-VC

Sample ID BLCSD1UG-012611	SampType: LCSD	TestCode: 0.25CT-TCE-	Units: ppbV	Prep Date:	RunNo: 4205
Client ID: ZZZZZ	Batch ID: R4205	TestNo: TO-15		Analysis Date: 1/27/2011	SeqNo: 50473

Analyte	Result	PQL	SPK value	SPK Ref Val	%REC	LowLimit	HighLimit	RPD Ref Val	%RPD	RPDLimit	Qual
1,1,1-Trichloroethane	1.000	0.15	1	0	100	70	130	0.82	19.8	30	
1,1,2,2-Tetrachloroethane	1.030	0.15	1	0	103	70	130	0.84	20.3	30	
1,1,2-Trichloroethane	1.040	0.15	1	0	104	70	130	0.81	24.9	30	
1,1-Dichloroethane	0.9500	0.15	1	0	95.0	70	130	0.83	13.5	30	
1,1-Dichloroethene	1.000	0.15	1	0	100	70	130	0.88	12.8	30	
1,2,4-Trichlorobenzene	1.020	0.15	1	0	102	70	130	1.07	4.78	30	
1,2,4-Trimethylbenzene	1.100	0.15	1	0	110	70	130	0.93	16.7	30	
1,2-Dibromoethane	0.9700	0.15	1	0	97.0	70	130	0.86	12.0	30	
1,2-Dichlorobenzene	1.180	0.15	1	0	118	70	130	0.97	19.5	30	
1,2-Dichloroethane	0.9300	0.15	1	0	93.0	70	130	0.79	16.3	30	
1,2-Dichloropropane	1.010	0.15	1	0	101	70	130	0.76	28.2	30	
1,3,5-Trimethylbenzene	1.200	0.15	1	0	120	70	130	0.93	25.4	30	
1,3-butadiene	0.8900	0.15	1	0	89.0	70	130	0.77	14.5	30	
1,3-Dichlorobenzene	1.190	0.15	1	0	119	70	130	1	17.4	30	
1,4-Dichlorobenzene	1.230	0.15	1	0	123	70	130	0.99	21.6	30	
1,4-Dioxane	0.8700	0.30	1	0	87.0	70	130	0.94	7.73	30	
2,2,4-trimethylpentane	1.120	0.15	1	0	112	70	130	0.87	25.1	30	
4-ethyltoluene	1.060	0.15	1	0	106	70	130	0.94	12.0	30	
Acetone	0.8900	0.30	1	0	89.0	70	130	0.75	17.1	30	
Allyl chloride	0.9500	0.15	1	0	95.0	70	130	0.84	12.3	30	
Benzene	1.020	0.15	1	0	102	70	130	0.77	27.9	30	
Benzyl chloride	0.9500	0.15	1	0	95.0	70	130	0.78	19.7	30	
Bromodichloromethane	1.050	0.15	1	0	105	70	130	0.82	24.6	30	
Bromoform	1.050	0.15	1	0	105	70	130	0.83	23.4	30	
Bromomethane	0.9300	0.15	1	0	93.0	70	130	0.77	18.8	30	

Qualifiers:
. Results reported are not blank corrected
J Analyte detected at or below quantitation limits
S Spike Recovery outside accepted recovery limits
E Value above quantitation range
ND Not Detected at the Reporting Limit
H Holding times for preparation or analysis exceeded
R RPD outside accepted recovery limits

CLIENT: Arcadis
Work Order: C1101036
Project: Lockheed Martin NJ001014.0001 **TestCode: 0.25CT-TCE-VC**

Sample ID BLCSD1UG-012611 SampType: LCSD TestCode: 0.25CT-TCE- Units: ppbV Prep Date: RunNo: 4205
Client ID: ZZZZZ Batch ID: R4205 TestNo: TO-15 Analysis Date: 1/27/2011 SeqNo: 50473

Analyte	Result	PQL	SPK value	SPK Ref Val	%REC	LowLimit	HighLimit	RPD Ref Val	%RPD	RPDLimit	Qual
Carbon disulfide	0.8500	0.15	1	0	85.0	70	130	0.76	11.2	30	
Carbon tetrachloride	0.9500	0.040	1	0	95.0	70	130	0.73	26.2	30	
Chlorobenzene	1.070	0.15	1	0	107	70	130	0.99	7.77	30	
Chloroethane	0.9400	0.15	1	0	94.0	70	130	0.79	17.3	30	
Chloroform	0.9300	0.15	1	0	93.0	70	130	0.77	18.8	30	
Chloromethane	0.8900	0.15	1	0	89.0	70	130	0.76	15.8	30	
cis-1,2-Dichloroethene	0.9200	0.15	1	0	92.0	70	130	0.72	24.4	30	
cis-1,3-Dichloropropene	0.9100	0.15	1	0	91.0	70	130	0.8	12.9	30	
Cyclohexane	1.030	0.15	1	0	103	70	130	0.87	16.8	30	
Dibromochloromethane	1.030	0.15	1	0	103	70	130	0.86	18.0	30	
Ethyl acetate	0.8600	0.25	1	0	86.0	70	130	0.79	8.48	30	
Ethylbenzene	1.090	0.15	1	0	109	70	130	0.95	13.7	30	
Freon 11	0.9300	0.15	1	0	93.0	70	130	0.82	12.6	30	
Freon 113	0.9300	0.15	1	0	93.0	70	130	0.77	18.8	30	
Freon 114	0.8900	0.15	1	0	89.0	70	130	0.76	15.8	30	
Freon 12	0.8700	0.15	1	0	87.0	70	130	0.78	10.9	30	
Heptane	1.090	0.15	1	0	109	70	130	0.8	30.7	30	R
Hexachloro-1,3-butadiene	1.170	0.15	1	0	117	70	130	1.03	12.7	30	
Hexane	0.8700	0.15	1	0	87.0	70	130	0.7	21.7	30	
Isopropyl alcohol	1.010	0.15	1	0	101	70	130	0.76	28.2	30	
m&p-Xylene	2.260	0.30	2	0	113	70	130	1.87	18.9	30	
Methyl Butyl Ketone	1.040	0.30	1	0	104	70	130	1.1	5.61	30	
Methyl Ethyl Ketone	0.8800	0.30	1	0	88.0	70	130	0.8	9.52	30	
Methyl Isobutyl Ketone	1.030	0.30	1	0	103	70	130	0.89	14.6	30	
Methyl tert-butyl ether	0.9800	0.15	1	0	98.0	70	130	0.85	14.2	30	
Methylene chloride	0.8200	0.15	1	0	82.0	70	130	0.75	8.92	30	
o-Xylene	1.110	0.15	1	0	111	70	130	0.98	12.4	30	
Propylene	0.7400	0.15	1	0	74.0	70	130	0.71	4.14	30	
Styrene	0.9700	0.15	1	0	97.0	70	130	0.95	2.08	30	
Tetrachloroethylene	1.120	0.15	1	0	112	70	130	0.9	21.8	30	
Tetrahydrofuran	1.140	0.15	1	0	114	70	130	0.96	17.1	30	

Qualifiers:
. Results reported are not blank corrected
J Analyte detected at or below quantitation limits
S Spike Recovery outside accepted recovery limits
E Value above quantitation range
ND Not Detected at the Reporting Limit
H Holding times for preparation or analysis exceeded
R RPD outside accepted recovery limits

Centek laboratories, LLC

CLIENT: Arcadis
Work Order: C1101036
Project: Lockheed Martin NJ001014.0001

TestCode: 0.25CT-TCE-VC

Sample ID BLCSD1UG-012611	SampType: LCSD	TestCode: 0.25CT-TCE-	Units: ppbV	Prep Date:	RunNo: 4205
Client ID: ZZZZZ	Batch ID: R4205	TestNo: TO-15		Analysis Date: 1/27/2011	SeqNo: 50473

Analyte	Result	PQL	SPK value	SPK Ref Val	%REC	LowLimit	HighLimit	RPD Ref Val	%RPD	RPDLimit	Qual
Toluene	1.060	0.15	1	0	106	70	130	0.94	12.0	30	
trans-1,2-Dichloroethene	0.8900	0.15	1	0	89.0	70	130	0.8	10.7	30	
trans-1,3-Dichloropropene	0.9500	0.15	1	0	95.0	70	130	0.76	22.2	30	
Trichloroethene	0.9600	0.040	1	0	96.0	70	130	0.71	29.9	30	
Vinyl acetate	0.8800	0.15	1	0	88.0	70	130	0.91	3.35	30	
Vinyl Bromide	0.9400	0.15	1	0	94.0	70	130	0.89	5.46	30	
Vinyl chloride	0.9300	0.040	1	0	93.0	70	130	0.78	17.5	30	

Sample ID BLCSD1UG-012711	SampType: LCSD	TestCode: 0.25CT-TCE-	Units: ppbV	Prep Date:	RunNo: 4206
Client ID: ZZZZZ	Batch ID: R4206	TestNo: TO-15		Analysis Date: 1/28/2011	SeqNo: 50508

Analyte	Result	PQL	SPK value	SPK Ref Val	%REC	LowLimit	HighLimit	RPD Ref Val	%RPD	RPDLimit	Qual
1,1,1-Trichloroethane	0.9500	0.15	1	0	95.0	70	130	0.7	30.3	30	R
1,1,2,2-Tetrachloroethane	0.7500	0.15	1	0	75.0	70	130	0.7	6.90	30	
1,1,2-Trichloroethane	0.9700	0.15	1	0	97.0	70	130	0.7	32.3	30	R
1,1-Dichloroethane	0.9000	0.15	1	0	90.0	70	130	0.94	4.35	30	
1,1-Dichloroethene	1.010	0.15	1	0	101	70	130	0.9	11.5	30	
1,2,4-Trichlorobenzene	0.5700	0.15	1	0	57.0	70	130	1.24	74.0	30	SR
1,2,4-Trimethylbenzene	0.7800	0.15	1	0	78.0	70	130	0.71	9.40	30	
1,2-Dibromoethane	0.8800	0.15	1	0	88.0	70	130	0.78	12.0	30	
1,2-Dichlorobenzene	0.7700	0.15	1	0	77.0	70	130	0.81	5.06	30	
1,2-Dichloroethane	0.8800	0.15	1	0	88.0	70	130	0.97	9.73	30	
1,2-Dichloropropane	0.9500	0.15	1	0	95.0	70	130	0.7	30.3	30	R
1,3,5-Trimethylbenzene	0.8400	0.15	1	0	84.0	70	130	0.82	2.41	30	
1,3-butadiene	0.8600	0.15	1	0	86.0	70	130	0.81	5.99	30	
1,3-Dichlorobenzene	0.7900	0.15	1	0	79.0	70	130	0.78	1.27	30	
1,4-Dichlorobenzene	0.7700	0.15	1	0	77.0	70	130	0.79	2.56	30	
1,4-Dioxane	0.7000	0.30	1	0	70.0	70	130	0.71	1.42	30	
2,2,4-trimethylpentane	0.9900	0.15	1	0	99.0	70	130	0.73	30.2	30	R
4-ethyltoluene	0.7900	0.15	1	0	79.0	70	130	0.71	10.7	30	

Qualifiers:

.	Results reported are not blank corrected	E	Value above quantitation range	H	Holding times for preparation or analysis exceeded
J	Analyte detected at or below quantitation limits	ND	Not Detected at the Reporting Limit	R	RPD outside accepted recovery limits
S	Spike Recovery outside accepted recovery limits				

Centek laboratories, LLC

CLIENT: Arcadis
Work Order: C1101036
Project: Lockheed Martin NJ001014.0001

TestCode: 0.25CT-TCE-VC

Sample ID	BLCSD1UG-012711	SampType:	LCSD	TestCode:	0.25CT-TCE-	Units:	ppbV	Prep Date:		RunNo:	4206
Client ID:	ZZZZZ	Batch ID:	R4206	TestNo:	TO-15			Analysis Date:	1/28/2011	SeqNo:	50508

Analyte	Result	PQL	SPK value	SPK Ref Val	%REC	LowLimit	HighLimit	RPD Ref Val	%RPD	RPDLimit	Qual
Acetone	0.8200	0.30	1	0	82.0	70	130	0.73	11.6	30	
Allyl chloride	0.8800	0.15	1	0	88.0	70	130	0.88	0	30	
Benzene	0.9300	0.15	1	0	93.0	70	130	0.73	24.1	30	
Benzyl chloride	0.7500	0.15	1	0	75.0	70	130	0.7	6.90	30	
Bromodichloromethane	0.9500	0.15	1	0	95.0	70	130	0.71	28.9	30	
Bromoform	0.9900	0.15	1	0	99.0	70	130	0.77	25.0	30	
Bromomethane	0.8800	0.15	1	0	88.0	70	130	0.89	1.13	30	
Carbon disulfide	0.8200	0.15	1	0	82.0	70	130	0.85	3.59	30	
Carbon tetrachloride	0.8700	0.040	1	0	87.0	70	130	0.71	20.3	30	
Chlorobenzene	0.9000	0.15	1	0	90.0	70	130	0.82	9.30	30	
Chloroethane	0.8900	0.15	1	0	89.0	70	130	0.93	4.40	30	
Chloroform	0.9100	0.15	1	0	91.0	70	130	0.95	4.30	30	
Chloromethane	0.8800	0.15	1	0	88.0	70	130	0.82	7.06	30	
cis-1,2-Dichloroethene	0.8900	0.15	1	0	89.0	70	130	0.89	0	30	
cis-1,3-Dichloropropene	0.8700	0.15	1	0	87.0	70	130	0.76	13.5	30	
Cyclohexane	0.9200	0.15	1	0	92.0	70	130	0.7	27.2	30	
Dibromochloromethane	0.9200	0.15	1	0	92.0	70	130	0.76	19.0	30	
Ethyl acetate	0.8200	0.25	1	0	82.0	70	130	0.95	14.7	30	
Ethylbenzene	0.8800	0.15	1	0	88.0	70	130	0.73	18.6	30	
Freon 11	0.8900	0.15	1	0	89.0	70	130	0.9	1.12	30	
Freon 113	0.9200	0.15	1	0	92.0	70	130	0.87	5.59	30	
Freon 114	0.8800	0.15	1	0	88.0	70	130	0.88	0	30	
Freon 12	0.8700	0.15	1	0	87.0	70	130	0.92	5.59	30	
Heptane	0.8700	0.15	1	0	87.0	70	130	0.76	13.5	30	
Hexachloro-1,3-butadiene	0.5500	0.15	1	0	55.0	70	130	0.92	50.3	30	SR
Hexane	0.8500	0.15	1	0	85.0	70	130	0.85	0	30	
Isopropyl alcohol	1.170	0.15	1	0	117	70	130	0.8	37.6	30	R
m&p-Xylene	1.950	0.30	2	0	97.5	70	130	1.41	32.1	30	R
Methyl Butyl Ketone	0.7400	0.30	1	0	74.0	70	130	0.87	16.1	30	
Methyl Ethyl Ketone	0.8400	0.30	1	0	84.0	70	130	0.71	16.8	30	
Methyl Isobutyl Ketone	0.8100	0.30	1	0	81.0	70	130	0.71	13.2	30	

Qualifiers:

.	Results reported are not blank corrected	E	Value above quantitation range	H	Holding times for preparation or analysis exceeded
J	Analyte detected at or below quantitation limits	ND	Not Detected at the Reporting Limit	R	RPD outside accepted recovery limits
S	Spike Recovery outside accepted recovery limits				

CLIENT: Arcadis
Work Order: C1101036
Project: Lockheed Martin NJ001014.0001

TestCode: 0.25CT-TCE-VC

Sample ID BLCSD1UG-012711	SampType: LCSD	TestCode: 0.25CT-TCE-	Units: ppbV	Prep Date:	RunNo: 4206
Client ID: ZZZZZ	Batch ID: R4206	TestNo: TO-15		Analysis Date: 1/28/2011	SeqNo: 50508

Analyte	Result	PQL	SPK value	SPK Ref Val	%REC	LowLimit	HighLimit	RPD Ref Val	%RPD	RPDLimit	Qual
Methyl tert-butyl ether	1.010	0.15	1	0	101	70	130	0.95	6.12	30	
Methylene chloride	0.9100	0.15	1	0	91.0	70	130	0.85	6.82	30	
o-Xylene	0.9100	0.15	1	0	91.0	70	130	0.7	26.1	30	
Propylene	0.7400	0.15	1	0	74.0	70	130	0.79	6.54	30	
Styrene	0.8800	0.15	1	0	88.0	70	130	0.7	22.8	30	
Tetrachloroethylene	0.9900	0.15	1	0	99.0	70	130	0.78	23.7	30	
Tetrahydrofuran	1.170	0.15	1	0	117	70	130	0.83	34.0	30	R
Toluene	0.9400	0.15	1	0	94.0	70	130	0.88	6.59	30	
trans-1,2-Dichloroethene	0.8800	0.15	1	0	88.0	70	130	0.89	1.13	30	
trans-1,3-Dichloropropene	0.9300	0.15	1	0	93.0	70	130	0.73	24.1	30	
Trichloroethene	0.9500	0.040	1	0	95.0	70	130	0.7	30.3	30	R
Vinyl acetate	0.8500	0.15	1	0	85.0	70	130	0.93	8.99	30	
Vinyl Bromide	1.010	0.15	1	0	101	70	130	0.92	9.33	30	
Vinyl chloride	0.8800	0.040	1	0	88.0	70	130	0.79	10.8	30	

Sample ID BLCSD1UG-012811	SampType: LCSD	TestCode: 0.25CT-TCE-	Units: ppbV	Prep Date:	RunNo: 4207
Client ID: ZZZZZ	Batch ID: R4207	TestNo: TO-15		Analysis Date: 1/29/2011	SeqNo: 50561

Analyte	Result	PQL	SPK value	SPK Ref Val	%REC	LowLimit	HighLimit	RPD Ref Val	%RPD	RPDLimit	Qual
1,1,1-Trichloroethane	0.8400	0.15	1	0	84.0	70	130	0.73	14.0	30	
1,1,2,2-Tetrachloroethane	0.8900	0.15	1	0	89.0	70	130	0.75	17.1	30	
1,1,2-Trichloroethane	0.8600	0.15	1	0	86.0	70	130	0.76	12.3	30	
1,1-Dichloroethane	0.8000	0.15	1	0	80.0	70	130	0.83	3.68	30	
1,1-Dichloroethene	0.9500	0.15	1	0	95.0	70	130	0.93	2.13	30	
1,2,4-Trichlorobenzene	1.250	0.15	1	0	125	70	130	1.18	5.76	30	
1,2,4-Trimethylbenzene	1.020	0.15	1	0	102	70	130	0.9	12.5	30	
1,2-Dibromoethane	0.8900	0.15	1	0	89.0	70	130	0.83	6.98	30	
1,2-Dichlorobenzene	1.130	0.15	1	0	113	70	130	0.92	20.5	30	
1,2-Dichloroethane	0.7500	0.15	1	0	75.0	70	130	0.84	11.3	30	
1,2-Dichloropropane	0.7800	0.15	1	0	78.0	70	130	0.71	9.40	30	

Qualifiers:

- . Results reported are not blank corrected
- J Analyte detected at or below quantitation limits
- S Spike Recovery outside accepted recovery limits
- E Value above quantitation range
- ND Not Detected at the Reporting Limit
- H Holding times for preparation or analysis exceeded
- R RPD outside accepted recovery limits

Centek laboratories, LLC

CLIENT: Arcadis
Work Order: C1101036
Project: Lockheed Martin NJ001014.0001

TestCode: 0.25CT-TCE-VC

Sample ID	BLCSD1UG-012811	SampType:	LCSD	TestCode:	0.25CT-TCE-	Units:	ppbV	Prep Date:		RunNo:	4207
Client ID:	ZZZZZ	Batch ID:	R4207	TestNo:	TO-15			Analysis Date:	1/29/2011	SeqNo:	50561

Analyte	Result	PQL	SPK value	SPK Ref Val	%REC	LowLimit	HighLimit	RPD Ref Val	%RPD	RPDLimit	Qual
1,3,5-Trimethylbenzene	1.030	0.15	1	0	103	70	130	0.93	10.2	30	
1,3-butadiene	0.7200	0.15	1	0	72.0	70	130	0.82	13.0	30	
1,3-Dichlorobenzene	1.120	0.15	1	0	112	70	130	1.01	10.3	30	
1,4-Dichlorobenzene	1.040	0.15	1	0	104	70	130	1.04	0	30	
1,4-Dioxane	0.7800	0.30	1	0	78.0	70	130	0.91	15.4	30	
2,2,4-trimethylpentane	0.8000	0.15	1	0	80.0	70	130	0.72	10.5	30	
4-ethyltoluene	1.020	0.15	1	0	102	70	130	0.91	11.4	30	
Acetone	0.7500	0.30	1	0	75.0	70	130	0.75	0	30	
Allyl chloride	0.8200	0.15	1	0	82.0	70	130	0.84	2.41	30	
Benzene	0.8000	0.15	1	0	80.0	70	130	0.73	9.15	30	
Benzyl chloride	0.7700	0.15	1	0	77.0	70	130	0.74	3.97	30	
Bromodichloromethane	0.8000	0.15	1	0	80.0	70	130	0.72	10.5	30	
Bromoform	1.070	0.15	1	0	107	70	130	0.91	16.2	30	
Bromomethane	0.8300	0.15	1	0	83.0	70	130	0.86	3.55	30	
Carbon disulfide	0.7400	0.15	1	0	74.0	70	130	0.77	3.97	30	
Carbon tetrachloride	0.7900	0.040	1	0	79.0	70	130	0.75	5.19	30	
Chlorobenzene	0.9500	0.15	1	0	95.0	70	130	0.88	7.65	30	
Chloroethane	0.7300	0.15	1	0	73.0	70	130	0.8	9.15	30	
Chloroform	0.7600	0.15	1	0	76.0	70	130	0.8	5.13	30	
Chloromethane	0.7200	0.15	1	0	72.0	70	130	0.7	2.82	30	
cis-1,2-Dichloroethene	0.7400	0.15	1	0	74.0	70	130	0.77	3.97	30	
cis-1,3-Dichloropropene	0.8600	0.15	1	0	86.0	70	130	0.72	17.7	30	
Cyclohexane	0.8400	0.15	1	0	84.0	70	130	0.74	12.7	30	
Dibromochloromethane	0.9100	0.15	1	0	91.0	70	130	0.86	5.65	30	
Ethyl acetate	0.7600	0.25	1	0	76.0	70	130	0.77	1.31	30	
Ethylbenzene	0.9500	0.15	1	0	95.0	70	130	0.81	15.9	30	
Freon 11	0.8300	0.15	1	0	83.0	70	130	0.88	5.85	30	
Freon 113	0.9100	0.15	1	0	91.0	70	130	0.84	8.00	30	
Freon 114	0.8000	0.15	1	0	80.0	70	130	0.83	3.68	30	
Freon 12	0.2600	0.15	1	0	26.0	70	130	0.83	105	30	SR
Heptane	0.8500	0.15	1	0	85.0	70	130	0.71	17.9	30	

Qualifiers:
. Results reported are not blank corrected
J Analyte detected at or below quantitation limits
S Spike Recovery outside accepted recovery limits
E Value above quantitation range
ND Not Detected at the Reporting Limit
H Holding times for preparation or analysis exceeded
R RPD outside accepted recovery limits

Centek laboratories, LLC

CLIENT: Arcadis
Work Order: C1101036
Project: Lockheed Martin NJ001014.0001

TestCode: 0.25CT-TCE-VC

Sample ID	BLCSD1UG-012811	SampType:	LCSD	TestCode:	0.25CT-TCE-	Units:	ppbV	Prep Date:		RunNo:	4207		
Client ID:	ZZZZZ	Batch ID:	R4207	TestNo:	TO-15			Analysis Date:	1/29/2011	SeqNo:	50561		
Analyte		Result	PQL	SPK value	SPK Ref Val	%REC	LowLimit	HighLimit	RPD Ref Val	%RPD	RPDLimit	Qual	
Hexachloro-1,3-butadiene		1.240	0.15	1	0	124	70	130	1.15	7.53	30		
Hexane		0.7400	0.15	1	0	74.0	70	130	0.71	4.14	30		
Isopropyl alcohol		0.8000	0.15	1	0	80.0	70	130	0.74	7.79	30		
m&p-Xylene		1.920	0.30	2	0	96.0	70	130	1.67	13.9	30		
Methyl Butyl Ketone		0.8600	0.30	1	0	86.0	70	130	0.84	2.35	30		
Methyl Ethyl Ketone		0.9600	0.30	1	0	96.0	70	130	0.84	13.3	30		
Methyl Isobutyl Ketone		0.8200	0.30	1	0	82.0	70	130	0.76	7.59	30		
Methyl tert-butyl ether		0.9800	0.15	1	0	98.0	70	130	0.9	8.51	30		
Methylene chloride		0.8300	0.15	1	0	83.0	70	130	0.79	4.94	30		
o-Xylene		0.9700	0.15	1	0	97.0	70	130	0.85	13.2	30		
Propylene		0.1400	0.15	1	0	14.0	70	130	0.74	0	30	JS	
Styrene		0.9900	0.15	1	0	99.0	70	130	0.86	14.1	30		
Tetrachloroethylene		1.050	0.15	1	0	105	70	130	0.97	7.92	30		
Tetrahydrofuran		1.000	0.15	1	0	100	70	130	0.74	29.9	30		
Toluene		0.9800	0.15	1	0	98.0	70	130	0.91	7.41	30		
trans-1,2-Dichloroethene		0.7700	0.15	1	0	77.0	70	130	0.82	6.29	30		
trans-1,3-Dichloropropene		0.9900	0.15	1	0	99.0	70	130	0.71	32.9	30	R	
Trichloroethene		0.8900	0.040	1	0	89.0	70	130	0.8	10.7	30		
Vinyl acetate		0.8900	0.15	1	0	89.0	70	130	0.74	18.4	30		
Vinyl Bromide		1.000	0.15	1	0	100	70	130	0.94	6.19	30		
Vinyl chloride		0.8400	0.040	1	0	84.0	70	130	0.77	8.70	30		

Qualifiers:

.	Results reported are not blank corrected	E	Value above quantitation range	H	Holding times for preparation or analysis exceeded
J	Analyte detected at or below quantitation limits	ND	Not Detected at the Reporting Limit	R	RPD outside accepted recovery limits
S	Spike Recovery outside accepted recovery limits				

Centek laboratories, LLC

Centek Laboratories, LLC
IDL Study
RL=Reporting Limit

1ug/m3 Detection Limit
September 2009

Method TO-15
Units=ppb

Compound	Amount	IDL #1	IDL #2	IDL #3	IDL #4	IDL #5	IDL #6	IDL #7	Avg	Stdev	%Rec	IDL	RL
Propylene	0.30	0.34	0.31	0.34	0.32	0.34	0.37	0.33	0.34	0.019	111.9	0.060	0.15
Freon 12	0.30	0.32	0.32	0.32	0.34	0.32	0.33	0.33	0.33	0.008	108.6	0.025	0.15
Chloromethane	0.30	0.36	0.34	0.35	0.37	0.36	0.36	0.37	0.36	0.011	119.5	0.034	0.15
Freon 114	0.30	0.33	0.36	0.35	0.35	0.35	0.36	0.36	0.35	0.011	117.1	0.034	0.15
Vinyl Chloride	0.30	0.3	0.3	0.31	0.31	0.32	0.32	0.33	0.31	0.011	104.3	0.035	0.15
1,3-butadiene	0.30	0.37	0.39	0.35	0.39	0.37	0.37	0.39	0.38	0.015	125.2	0.048	0.15
Bromomethane	0.30	0.35	0.35	0.37	0.36	0.36	0.37	0.38	0.36	0.011	121.0	0.035	0.15
Chloroethane	0.30	0.36	0.36	0.35	0.36	0.37	0.34	0.37	0.36	0.011	119.5	0.034	0.15
Vinyl Bromide	0.30	0.36	0.37	0.38	0.36	0.38	0.36	0.38	0.37	0.010	123.3	0.031	0.15
Freon 11	0.30	0.35	0.37	0.36	0.36	0.36	0.35	0.37	0.36	0.008	120.0	0.026	0.15
Acetone	0.30	0.38	0.38	0.36	0.38	0.39	0.38	0.41	0.38	0.015	127.6	0.047	0.30
Isopropyl alcohol	0.30	0.29	0.28	0.28	0.27	0.26	0.26	0.27	0.27	0.011	91.0	0.035	0.15
1,1-dichloroethene	0.30	0.31	0.34	0.34	0.37	0.35	0.34	0.37	0.35	0.021	115.2	0.065	0.15
Freon 113	0.30	0.35	0.36	0.37	0.38	0.36	0.35	0.36	0.36	0.011	120.5	0.034	0.15
Methylene chloride	0.30	0.35	0.37	0.36	0.36	0.33	0.35	0.38	0.36	0.016	119.0	0.050	0.15
Allyl chloride	0.30	0.39	0.34	0.4	0.37	0.37	0.35	0.4	0.37	0.024	124.8	0.075	0.15
Carbon disulfide	0.30	0.38	0.38	0.39	0.39	0.38	0.38	0.4	0.39	0.008	128.6	0.025	0.15
trans-1,2-dichloroethene	0.30	0.35	0.36	0.36	0.34	0.36	0.35	0.36	0.35	0.008	118.1	0.025	0.15
methyl tert-butyl ether	0.30	0.37	0.34	0.36	0.36	0.35	0.35	0.35	0.35	0.010	118.1	0.031	0.15
1,1-dichloroethane	0.30	0.36	0.34	0.35	0.31	0.35	0.38	0.36	0.35	0.022	116.7	0.068	0.15
Vinyl acetate	0.30	0.3	0.29	0.28	0.38	0.31	0.33	0.32	0.32	0.033	105.2	0.104	0.15
Methyl Ethyl Ketone	0.30	0.28	0.28	0.3	0.27	0.26	0.3	0.27	0.28	0.015	93.3	0.048	0.30
cis-1,2-dichloroethene	0.30	0.29	0.3	0.29	0.31	0.3	0.3	0.3	0.30	0.007	99.5	0.022	0.15
Hexane	0.30	0.29	0.28	0.29	0.33	0.29	0.29	0.28	0.29	0.017	97.6	0.054	0.15
Ethyl acetate	0.30	0.28	0.27	0.28	0.25	0.25	0.31	0.26	0.27	0.021	90.5	0.066	0.30
Chloroform	0.30	0.32	0.33	0.34	0.33	0.32	0.33	0.33	0.33	0.007	109.5	0.022	0.15
Tetrahydrofuran	0.30	0.34	0.31	0.32	0.29	0.25	0.28	0.32	0.30	0.030	100.5	0.095	0.30
1,2-dichloroethane	0.30	0.31	0.31	0.32	0.33	0.31	0.32	0.32	0.32	0.008	105.7	0.024	0.15
1,1,1-trichloroethane	0.30	0.34	0.33	0.36	0.33	0.34	0.32	0.35	0.34	0.013	112.9	0.042	0.15
Cyclohexane	0.30	0.28	0.3	0.29	0.32	0.3	0.23	0.3	0.29	0.029	96.2	0.090	0.15
Carbon tetrachloride	0.30	0.32	0.31	0.33	0.32	0.32	0.3	0.33	0.32	0.011	106.2	0.034	0.15
Benzene	0.30	0.29	0.28	0.3	0.29	0.28	0.29	0.3	0.29	0.008	96.7	0.026	0.15
1,4-dioxane	0.30	0.27	0.27	0.27	0.27	0.3	0.3	0.3	0.28	0.016	94.3	0.050	0.30
2,2,4-trimethylpentane	0.30	0.31	0.31	0.31	0.31	0.32	0.29	0.33	0.31	0.012	103.8	0.038	0.15

Centek Laboratories, LLC
IDL Study
RL=Reporting Limit

1ug/m3 Detection Limit
September 2009

Method TO-15
Units=ppb

Compound	Amount	IDL #1	IDL #2	IDL #3	IDL #4	IDL #5	IDL #6	IDL #7	Avg	Stdev	%Rec	IDL	RL
Heptane	0.30	0.32	0.3	0.33	0.28	0.3	0.3	0.37	0.31	0.029	104.8	0.092	0.15
Trichloroethene	0.30	0.28	0.28	0.29	0.28	0.28	0.28	0.29	0.28	0.005	94.3	0.015	0.15
1,2-dichloropropane	0.30	0.31	0.3	0.33	0.31	0.31	0.29	0.31	0.31	0.012	102.9	0.038	0.15
Bromodichloromethane	0.30	0.36	0.36	0.38	0.37	0.36	0.35	0.37	0.36	0.010	121.4	0.031	0.15
cis-1,3-dichloropropene	0.30	0.27	0.29	0.28	0.26	0.26	0.27	0.28	0.27	0.011	91.0	0.035	0.15
trans-1,3-dichloropropen	0.30	0.32	0.29	0.31	0.32	0.32	0.29	0.31	0.31	0.013	102.9	0.042	0.15
1,1,2-trichloroethane	0.30	0.32	0.31	0.34	0.32	0.32	0.31	0.33	0.32	0.011	107.1	0.034	0.15
Toluene	0.30	0.29	0.31	0.29	0.28	0.28	0.29	0.28	0.29	0.011	96.2	0.034	0.15
Methyl Isobutyl Ketone	0.30	0.35	0.3	0.27	0.28	0.33	0.27	0.27	0.30	0.033	98.6	0.102	0.30
Dibromochloromethane	0.30	0.39	0.41	0.41	0.4	0.41	0.39	0.43	0.41	0.014	135.2	0.044	0.15
Methyl Butyl Ketone	0.30	0.3	0.26	0.28	0.26	0.27	0.3	0.27	0.28	0.017	92.4	0.054	0.30
1,2-dibromoethane	0.30	0.3	0.34	0.34	0.33	0.33	0.31	0.34	0.33	0.016	109.0	0.050	0.15
Tetrachloroethylene	0.30	0.33	0.36	0.35	0.33	0.34	0.32	0.34	0.34	0.013	112.9	0.042	0.15
Chlorobenzene	0.30	0.31	0.34	0.32	0.33	0.32	0.32	0.33	0.32	0.010	108.1	0.031	0.15
Ethylbenzene	0.30	0.28	0.31	0.3	0.29	0.3	0.29	0.29	0.29	0.010	98.1	0.031	0.15
m&p-xylene	0.60	0.48	0.54	0.52	0.51	0.5	0.51	0.52	0.51	0.019	85.2	0.059	0.15
Styrene	0.30	0.3	0.31	0.3	0.3	0.29	0.29	0.3	0.30	0.007	99.5	0.022	0.15
Bromoform	0.30	0.42	0.43	0.42	0.41	0.42	0.4	0.43	0.42	0.011	139.5	0.034	0.15
o-xylene	0.30	0.29	0.31	0.24	0.31	0.31	0.29	0.3	0.29	0.025	97.6	0.079	0.15
Bromofluorobenzene	1.00	0.86	0.89	0.85	0.87	0.82	0.87	0.85	0.86	0.022	85.9	0.069	0.15
1,1,2,2-tetrachloroethane	0.30	0.33	0.33	0.34	0.33	0.34	0.32	0.33	0.33	0.007	110.5	0.022	0.15
4-ethyltoluene	0.30	0.34	0.37	0.36	0.35	0.35	0.35	0.35	0.35	0.010	117.6	0.030	0.15
1,3,5-trimethylbenzene	0.30	0.25	0.26	0.26	0.26	0.26	0.25	0.24	0.25	0.008	84.8	0.025	0.15
1,2,4-trimethylbenzene	0.30	0.27	0.28	0.28	0.28	0.26	0.28	0.28	0.28	0.008	91.9	0.025	0.15
1,3-dichlorobenzene	0.30	0.27	0.28	0.29	0.26	0.27	0.26	0.27	0.27	0.011	90.5	0.034	0.15
benzyl chloride	0.30	0.31	0.32	0.33	0.32	0.31	0.33	0.34	0.32	0.011	107.6	0.035	0.15
1,4-dichlorobenzene	0.30	0.25	0.26	0.26	0.25	0.25	0.24	0.26	0.25	0.008	84.3	0.024	0.15
1,2-dichlorobenzene	0.30	0.25	0.26	0.27	0.26	0.25	0.26	0.28	0.26	0.011	87.1	0.034	0.15
1,2,4-trichlorobenzene	0.30	0.26	0.29	0.28	0.26	0.28	0.26	0.27	0.27	0.012	90.5	0.038	0.15
Naphthalene	0.30	0.22	0.23	0.23	0.23	0.21	0.22	0.22	0.22	0.008	74.3	0.024	0.15
Hexachloro-1,3-butadien	0.30	0.29	0.3	0.3	0.28	0.3	0.29	0.3	0.29	0.008	98.1	0.025	0.15

Page 116 of 636

Centek laboratories, LLC

Compound	Amount	IDL #1	IDL #2	IDL #3	IDL #4	IDL #5	IDL #6	IDL #7	Avg	Stdev	%Rec	IDL	DetLmt
Vinyl Chloride	0.10	0.12	0.11	0.12	0.11	0.11	0.12	0.12	0.12	0.005	115.7	0.017	0.04
1,1-dichloroethene	0.10	0.12	0.12	0.13	0.13	0.13	0.12	0.12	0.12	0.005	124.3	0.017	0.04
Methylene chloride	0.10	0.11	0.13	0.13	0.11	0.12	0.12	0.12	0.12	0.008	120.0	0.026	0.04
trans-1,2-dichloroethene	0.10	0.11	0.13	0.11	0.1	0.11	0.11	0.09	0.11	0.012	108.6	0.038	0.04
1,1-dichloroethane	0.10	0.11	0.13	0.11	0.12	0.11	0.12	0.12	0.12	0.008	117.1	0.024	0.04
cis-1,2-dichloroethene	0.10	0.09	0.11	0.11	0.09	0.09	0.09	0.1	0.10	0.010	97.1	0.030	0.04
1,2-dichloroethane	0.10	0.1	0.11	0.12	0.11	0.1	0.11	0.11	0.11	0.007	108.6	0.022	0.04
1,1,1-trichloroethane	0.10	0.11	0.11	0.11	0.12	0.11	0.09	0.1	0.11	0.010	107.1	0.030	0.04
Carbon tetrachloride	0.10	0.11	0.1	0.1	0.11	0.09	0.1	0.1	0.10	0.007	101.4	0.022	0.04
Benzene	0.10	0.09	0.11	0.09	0.09	0.1	0.09	0.09	0.09	0.008	94.3	0.025	0.04
Trichloroethene	0.10	0.09	0.09	0.09	0.1	0.1	0.09	0.1	0.09	0.005	94.3	0.017	0.04
1,1,2-trichloroethane	0.10	0.11	0.09	0.09	0.11	0.09	0.11	0.1	0.10	0.010	100.0	0.031	0.04
Tetrachloroethylene	0.10	0.12	0.12	0.13	0.12	0.11	0.11	0.11	0.12	0.008	117.1	0.024	0.04
Bromofluorobenzene	1.00	0.79	0.84	0.82	0.82	0.82	0.82	0.81	0.82	0.015	81.7	0.047	0.04

GC/MS-Whole Air Calculations

Relative Response Factor (RRF)

$$RRF = \frac{Ax * Cis}{Ais * Cx}$$

where: Ax = area of the characteristic ion for the compound being measured
Ais = area of the characteristic ion for the specific internal standard of the compound being measured
Cx = concentration of the compound being measured (ppbv)
Cis = concentration of the internal standard (ppbv)

Percent Relative Standard Deviation (%RSD)

$$\% RSD = \frac{\text{Standard deviation of RRF values} * 100}{\text{mean RRF}}$$

Percent Difference (%D)

$$\%D = \frac{(RRFc - \text{mean RRFi}) * 100}{\text{mean RRFi}}$$

where: RRFc = relative response factor from the continuing calibration
mean RRFi = mean relative response factor from the initial calibration

Sample Calculations

$$ppbv = \frac{Ax * Is * Df}{Ais * RRF}$$

where: Ax = area of the characteristic ion for the compound being measured
Ais = area of the characteristic ion for the specific internal standard of the compound being measured
Is = Concentration of the internal standard injected (ppbv)
RRF= relative response factor for the compound being measured
Df = Dilution factor

GC/MS VOLATILES-WHOLE AIR

METHOD TO-15

SAMPLE DATA

Centek Laboratories, LLC

Date: *24-Feb-11*

CLIENT:	Arcadis	**Client Sample ID:**	SS-VMP 5A
Lab Order:	C1101036	**Tag Number:**	242,59
Project:	Lockheed Martin NJ001014.0001	**Collection Date:**	1/25/2011
Lab ID:	C1101036-001A	**Matrix:**	AIR

Analyses	Result	**Limit	Qual	Units	DF	Date Analyzed
FIELD PARAMETERS		FLD				Analyst:
Lab Vacuum In	-5			"Hg		1/26/2011
Lab Vacuum Out	-30			"Hg		1/26/2011
1UG/M3 BY METHOD TO15		TO-15				Analyst: LL
1,1,1-Trichloroethane	< 0.15	0.15		ppbV	1	1/27/2011 6:39:00 PM
1,1,2,2-Tetrachloroethane	< 0.15	0.15		ppbV	1	1/27/2011 6:39:00 PM
1,1,2-Trichloroethane	< 0.15	0.15		ppbV	1	1/27/2011 6:39:00 PM
1,1-Dichloroethane	< 0.15	0.15		ppbV	1	1/27/2011 6:39:00 PM
1,1-Dichloroethene	< 0.15	0.15		ppbV	1	1/27/2011 6:39:00 PM
1,2,4-Trichlorobenzene	< 0.15	0.15		ppbV	1	1/27/2011 6:39:00 PM
1,2,4-Trimethylbenzene	0.46	0.15		ppbV	1	1/27/2011 6:39:00 PM
1,2-Dibromoethane	< 0.15	0.15		ppbV	1	1/27/2011 6:39:00 PM
1,2-Dichlorobenzene	< 0.15	0.15		ppbV	1	1/27/2011 6:39:00 PM
1,2-Dichloroethane	< 0.15	0.15		ppbV	1	1/27/2011 6:39:00 PM
1,2-Dichloropropane	< 0.15	0.15		ppbV	1	1/27/2011 6:39:00 PM
1,3,5-Trimethylbenzene	0.14	0.15	J	ppbV	1	1/27/2011 6:39:00 PM
1,3-butadiene	< 0.15	0.15		ppbV	1	1/27/2011 6:39:00 PM
1,3-Dichlorobenzene	< 0.15	0.15		ppbV	1	1/27/2011 6:39:00 PM
1,4-Dichlorobenzene	3.8	1.2		ppbV	8	1/28/2011 8:09:00 PM
1,4-Dioxane	< 0.30	0.30		ppbV	1	1/27/2011 6:39:00 PM
2,2,4-trimethylpentane	< 0.15	0.15		ppbV	1	1/27/2011 6:39:00 PM
4-ethyltoluene	< 0.15	0.15		ppbV	1	1/27/2011 6:39:00 PM
Acetone	18	2.4		ppbV	8	1/28/2011 8:09:00 PM
Allyl chloride	< 0.15	0.15		ppbV	1	1/27/2011 6:39:00 PM
Benzene	0.37	0.15		ppbV	1	1/27/2011 6:39:00 PM
Benzyl chloride	< 0.15	0.15		ppbV	1	1/27/2011 6:39:00 PM
Bromodichloromethane	< 0.15	0.15		ppbV	1	1/27/2011 6:39:00 PM
Bromoform	< 0.15	0.15		ppbV	1	1/27/2011 6:39:00 PM
Bromomethane	< 0.15	0.15		ppbV	1	1/27/2011 6:39:00 PM
Carbon disulfide	0.57	0.15		ppbV	1	1/27/2011 6:39:00 PM
Carbon tetrachloride	0.040	0.15	J	ppbV	1	1/27/2011 6:39:00 PM
Chlorobenzene	< 0.15	0.15		ppbV	1	1/27/2011 6:39:00 PM
Chloroethane	< 0.15	0.15		ppbV	1	1/27/2011 6:39:00 PM
Chloroform	< 0.15	0.15		ppbV	1	1/27/2011 6:39:00 PM
Chloromethane	0.42	0.15		ppbV	1	1/27/2011 6:39:00 PM
cis-1,2-Dichloroethene	< 0.15	0.15		ppbV	1	1/27/2011 6:39:00 PM
cis-1,3-Dichloropropene	< 0.15	0.15		ppbV	1	1/27/2011 6:39:00 PM
Cyclohexane	0.47	0.15		ppbV	1	1/27/2011 6:39:00 PM
Dibromochloromethane	< 0.15	0.15		ppbV	1	1/27/2011 6:39:00 PM
Ethyl acetate	2.2	2.0		ppbV	8	1/28/2011 8:09:00 PM

Qualifiers:

**	Reporting Limit	.	Results reported are not blank corrected
B	Analyte detected in the associated Method Blank	E	Value above quantitation range
H	Holding times for preparation or analysis exceeded	J	Analyte detected at or below quantitation limits
JN	Non-routine analyte. Quantitation estimated.	ND	Not Detected at the Reporting Limit
S	Spike Recovery outside accepted recovery limits		

Centek Laboratories, LLC

Date: *24-Feb-11*

CLIENT:	Arcadis	**Client Sample ID:**	SS-VMP 5A
Lab Order:	C1101036	**Tag Number:**	242,59
Project:	Lockheed Martin NJ001014.0001	**Collection Date:**	1/25/2011
Lab ID:	C1101036-001A	**Matrix:**	AIR

Analyses	Result	**Limit	Qual	Units	DF	Date Analyzed
1UG/M3 BY METHOD TO15		**TO-15**				Analyst: LL
Ethylbenzene	0.18	0.15		ppbV	1	1/27/2011 6:39:00 PM
Freon 11	0.18	0.15		ppbV	1	1/27/2011 6:39:00 PM
Freon 113	< 0.15	0.15		ppbV	1	1/27/2011 6:39:00 PM
Freon 114	< 0.15	0.15		ppbV	1	1/27/2011 6:39:00 PM
Freon 12	0.37	0.15		ppbV	1	1/27/2011 6:39:00 PM
Heptane	0.72	0.15		ppbV	1	1/27/2011 6:39:00 PM
Hexachloro-1,3-butadiene	< 0.15	0.15		ppbV	1	1/27/2011 6:39:00 PM
Hexane	0.47	0.15		ppbV	1	1/27/2011 6:39:00 PM
Isopropyl alcohol	390	48		ppbV	320	1/28/2011 8:42:00 PM
m&p-Xylene	0.52	0.30		ppbV	1	1/27/2011 6:39:00 PM
Methyl Butyl Ketone	< 0.30	0.30		ppbV	1	1/27/2011 6:39:00 PM
Methyl Ethyl Ketone	2.3	0.30		ppbV	1	1/27/2011 6:39:00 PM
Methyl Isobutyl Ketone	< 0.30	0.30		ppbV	1	1/27/2011 6:39:00 PM
Methyl tert-butyl ether	< 0.15	0.15		ppbV	1	1/27/2011 6:39:00 PM
Methylene chloride	54	48		ppbV	320	1/28/2011 8:42:00 PM
o-Xylene	0.15	0.15		ppbV	1	1/27/2011 6:39:00 PM
Propylene	< 0.15	0.15		ppbV	1	1/27/2011 6:39:00 PM
Styrene	< 0.15	0.15		ppbV	1	1/27/2011 6:39:00 PM
Tetrachloroethylene	< 0.15	0.15		ppbV	1	1/27/2011 6:39:00 PM
Tetrahydrofuran	1.1	0.15		ppbV	1	1/27/2011 6:39:00 PM
Toluene	4.2	1.2		ppbV	8	1/28/2011 8:09:00 PM
trans-1,2-Dichloroethene	< 0.15	0.15		ppbV	1	1/27/2011 6:39:00 PM
trans-1,3-Dichloropropene	< 0.15	0.15		ppbV	1	1/27/2011 6:39:00 PM
Trichloroethene	0.090	0.15	J	ppbV	1	1/27/2011 6:39:00 PM
Vinyl acetate	< 0.15	0.15		ppbV	1	1/27/2011 6:39:00 PM
Vinyl Bromide	< 0.15	0.15		ppbV	1	1/27/2011 6:39:00 PM
Vinyl chloride	< 0.15	0.15		ppbV	1	1/27/2011 6:39:00 PM
Surr: Bromofluorobenzene	106	70-130		%REC	1	1/27/2011 6:39:00 PM

Qualifiers:	**	Reporting Limit	.	Results reported are not blank corrected
	B	Analyte detected in the associated Method Blank	E	Value above quantitation range
	H	Holding times for preparation or analysis exceeded	J	Analyte detected at or below quantitation limits
	JN	Non-routine analyte. Quantitation estimated.	ND	Not Detected at the Reporting Limit
	S	Spike Recovery outside accepted recovery limits		

Centek Laboratories, LLC

Date: *24-Feb-11*

CLIENT:	Arcadis	**Client Sample ID:**	SS-VMP 5A
Lab Order:	C1101036	**Tag Number:**	242,59
Project:	Lockheed Martin NJ001014.0001	**Collection Date:**	1/25/2011
Lab ID:	C1101036-001A	**Matrix:**	AIR

Analyses	Result	**Limit	Qual	Units	DF	Date Analyzed
1UG/M3 BY METHOD TO15		**TO-15**				Analyst: LL
1,1,1-Trichloroethane	< 0.83	0.83		ug/m3	1	1/27/2011 6:39:00 PM
1,1,2,2-Tetrachloroethane	< 1.0	1.0		ug/m3	1	1/27/2011 6:39:00 PM
1,1,2-Trichloroethane	< 0.83	0.83		ug/m3	1	1/27/2011 6:39:00 PM
1,1-Dichloroethane	< 0.62	0.62		ug/m3	1	1/27/2011 6:39:00 PM
1,1-Dichloroethene	< 0.60	0.60		ug/m3	1	1/27/2011 6:39:00 PM
1,2,4-Trichlorobenzene	< 1.1	1.1		ug/m3	1	1/27/2011 6:39:00 PM
1,2,4-Trimethylbenzene	2.3	0.75		ug/m3	1	1/27/2011 6:39:00 PM
1,2-Dibromoethane	< 1.2	1.2		ug/m3	1	1/27/2011 6:39:00 PM
1,2-Dichlorobenzene	< 0.92	0.92		ug/m3	1	1/27/2011 6:39:00 PM
1,2-Dichloroethane	< 0.62	0.62		ug/m3	1	1/27/2011 6:39:00 PM
1,2-Dichloropropane	< 0.70	0.70		ug/m3	1	1/27/2011 6:39:00 PM
1,3,5-Trimethylbenzene	0.70	0.75	J	ug/m3	1	1/27/2011 6:39:00 PM
1,3-butadiene	< 0.34	0.34		ug/m3	1	1/27/2011 6:39:00 PM
1,3-Dichlorobenzene	< 0.92	0.92		ug/m3	1	1/27/2011 6:39:00 PM
1,4-Dichlorobenzene	23	7.3		ug/m3	8	1/28/2011 8:09:00 PM
1,4-Dioxane	< 1.1	1.1		ug/m3	1	1/27/2011 6:39:00 PM
2,2,4-trimethylpentane	< 0.71	0.71		ug/m3	1	1/27/2011 6:39:00 PM
4-ethyltoluene	< 0.75	0.75		ug/m3	1	1/27/2011 6:39:00 PM
Acetone	43	5.8		ug/m3	8	1/28/2011 8:09:00 PM
Allyl chloride	< 0.48	0.48		ug/m3	1	1/27/2011 6:39:00 PM
Benzene	1.2	0.49		ug/m3	1	1/27/2011 6:39:00 PM
Benzyl chloride	< 0.88	0.88		ug/m3	1	1/27/2011 6:39:00 PM
Bromodichloromethane	< 1.0	1.0		ug/m3	1	1/27/2011 6:39:00 PM
Bromoform	< 1.6	1.6		ug/m3	1	1/27/2011 6:39:00 PM
Bromomethane	< 0.59	0.59		ug/m3	1	1/27/2011 6:39:00 PM
Carbon disulfide	1.8	0.47		ug/m3	1	1/27/2011 6:39:00 PM
Carbon tetrachloride	0.26	0.96	J	ug/m3	1	1/27/2011 6:39:00 PM
Chlorobenzene	< 0.70	0.70		ug/m3	1	1/27/2011 6:39:00 PM
Chloroethane	< 0.40	0.40		ug/m3	1	1/27/2011 6:39:00 PM
Chloroform	< 0.74	0.74		ug/m3	1	1/27/2011 6:39:00 PM
Chloromethane	0.88	0.31		ug/m3	1	1/27/2011 6:39:00 PM
cis-1,2-Dichloroethene	< 0.60	0.60		ug/m3	1	1/27/2011 6:39:00 PM
cis-1,3-Dichloropropene	< 0.69	0.69		ug/m3	1	1/27/2011 6:39:00 PM
Cyclohexane	1.6	0.52		ug/m3	1	1/27/2011 6:39:00 PM
Dibromochloromethane	< 1.3	1.3		ug/m3	1	1/27/2011 6:39:00 PM
Ethyl acetate	7.9	7.3		ug/m3	8	1/28/2011 8:09:00 PM
Ethylbenzene	0.79	0.66		ug/m3	1	1/27/2011 6:39:00 PM
Freon 11	1.0	0.86		ug/m3	1	1/27/2011 6:39:00 PM
Freon 113	< 1.2	1.2		ug/m3	1	1/27/2011 6:39:00 PM
Freon 114	< 1.1	1.1		ug/m3	1	1/27/2011 6:39:00 PM

Qualifiers:

**	Reporting Limit	.	Results reported are not blank corrected
B	Analyte detected in the associated Method Blank	E	Value above quantitation range
H	Holding times for preparation or analysis exceeded	J	Analyte detected at or below quantitation limits
JN	Non-routine analyte. Quantitation estimated.	ND	Not Detected at the Reporting Limit
S	Spike Recovery outside accepted recovery limits		

Centek Laboratories, LLC

Date: *24-Feb-11*

CLIENT:	Arcadis	**Client Sample ID:**	SS-VMP 5A
Lab Order:	C1101036	**Tag Number:**	242,59
Project:	Lockheed Martin NJ001014.0001	**Collection Date:**	1/25/2011
Lab ID:	C1101036-001A	**Matrix:**	AIR

Analyses	Result	**Limit	Qual	Units	DF	Date Analyzed
1UG/M3 BY METHOD TO15		TO-15				Analyst: LL
Freon 12	1.9	0.75		ug/m3	1	1/27/2011 6:39:00 PM
Heptane	3.0	0.62		ug/m3	1	1/27/2011 6:39:00 PM
Hexachloro-1,3-butadiene	< 1.6	1.6		ug/m3	1	1/27/2011 6:39:00 PM
Hexane	1.7	0.54		ug/m3	1	1/27/2011 6:39:00 PM
Isopropyl alcohol	970	120		ug/m3	320	1/28/2011 8:42:00 PM
m&p-Xylene	2.3	1.3		ug/m3	1	1/27/2011 6:39:00 PM
Methyl Butyl Ketone	< 1.2	1.2		ug/m3	1	1/27/2011 6:39:00 PM
Methyl Ethyl Ketone	6.9	0.90		ug/m3	1	1/27/2011 6:39:00 PM
Methyl Isobutyl Ketone	< 1.2	1.2		ug/m3	1	1/27/2011 6:39:00 PM
Methyl tert-butyl ether	< 0.55	0.55		ug/m3	1	1/27/2011 6:39:00 PM
Methylene chloride	190	170		ug/m3	320	1/28/2011 8:42:00 PM
o-Xylene	0.66	0.66		ug/m3	1	1/27/2011 6:39:00 PM
Propylene	< 0.26	0.26		ug/m3	1	1/27/2011 6:39:00 PM
Styrene	< 0.65	0.65		ug/m3	1	1/27/2011 6:39:00 PM
Tetrachloroethylene	< 1.0	1.0		ug/m3	1	1/27/2011 6:39:00 PM
Tetrahydrofuran	3.3	0.45		ug/m3	1	1/27/2011 6:39:00 PM
Toluene	16	4.6		ug/m3	8	1/28/2011 8:09:00 PM
trans-1,2-Dichloroethene	< 0.60	0.60		ug/m3	1	1/27/2011 6:39:00 PM
trans-1,3-Dichloropropene	< 0.69	0.69		ug/m3	1	1/27/2011 6:39:00 PM
Trichloroethene	0.49	0.82	J	ug/m3	1	1/27/2011 6:39:00 PM
Vinyl acetate	< 0.54	0.54		ug/m3	1	1/27/2011 6:39:00 PM
Vinyl Bromide	< 0.67	0.67		ug/m3	1	1/27/2011 6:39:00 PM
Vinyl chloride	< 0.39	0.39		ug/m3	1	1/27/2011 6:39:00 PM

Qualifiers:

**	Reporting Limit	.	Results reported are not blank corrected
B	Analyte detected in the associated Method Blank	E	Value above quantitation range
H	Holding times for preparation or analysis exceeded	J	Analyte detected at or below quantitation limits
JN	Non-routine analyte. Quantitation estimated.	ND	Not Detected at the Reporting Limit
S	Spike Recovery outside accepted recovery limits		

Quantitation Report (QT Reviewed)

Data File : C:\MSDCHEM\1\DATA\BG012711.D Vial: 43
Acq On : 27 Jan 2011 6:39 pm Operator: LL
Sample : C1101036-001A Inst : MSD #2
Misc : 1ugm3 & 0.25TCE,CT,VNCL Sample Multiplr: 1.00
MS Integration Params: RTEINT.P
Quant Time: Jan 28 11:18:56 2011 Quant Results File: B118_1UG.RES

Quant Method : C:\MSDCHEM\1\METHODS\B118_1UG.M (RTE Integrator)
Title : TO-15 VOA Standards for 5 point calibration
Last Update : Wed Jan 26 14:01:48 2011
Response via : Initial Calibration
DataAcq Meth : B118_1UG

Internal Standards	R.T.	QIon	Response	Conc	Units		Dev(Min)
1) Bromochloromethane	7.87	128	17302	1.00	ppb		0.00
30) 1,4-difluorobenzene	10.18	114	57073	1.00	ppb		0.00
44) Chlorobenzene-d5	14.97	117	52236	1.00	ppb		0.00
System Monitoring Compounds							
57) Bromofluorobenzene	16.51	95	29662	1.06	ppb		0.00
Spiked Amount 1.000	Range 70 - 130		Recovery = 106.00%				
Target Compounds							Qvalue
3) Freon 12	3.12	85	38988	0.37	ppb		96
4) Chloromethane	3.27	50	15940	0.42	ppb		72
11) Freon 11	4.33	101	18630	0.18	ppb		97
12) Acetone	4.63	58	77045m	6.64	ppb		
13) Isopropyl alcohol	4.67	45	9132804m	433.23	ppb		
16) Methylene chloride	5.35	84	1171029	44.06	ppb	#	83
18) Carbon disulfide	5.47	76	49822	0.57	ppb		85
23) Methyl Ethyl Ketone	7.30	43	41314	2.29	ppb		100
25) Hexane	7.06	41	14599m	0.47	ppb		
26) Ethyl acetate	7.80	43	82753	3.50	ppb		76
28) Tetrahydrofuran	8.58	42	7345m	1.09	ppb		
32) Cyclohexane	9.47	56	13497	0.47	ppb	#	34
33) Carbon tetrachloride	9.44	117	5305m	0.04	ppb		
34) Benzene	9.40	78	30008	0.37	ppb		93
37) Heptane	10.76	43	21749	0.72	ppb		97
38) Trichloroethene	10.87	130	4414m	0.09	ppb		
45) Toluene	13.07	92	303984	7.92	ppb		88
52) Ethylbenzene	15.29	91	10623	0.18	ppb		98
53) m&p-xylene	15.44	91	28975	0.52	ppb		96
56) o-xylene	15.89	91	8595	0.15	ppb		95
60) 1,3,5-trimethylbenzene	17.12	105	7488m	0.14	ppb		
61) 1,2,4-trimethylbenzene	17.53	105	16513	0.46	ppb	#	72
64) 1,4-dichlorobenzene	17.91	146	319274	7.51	ppb		88

I.T.

(#) = qualifier out of range (m) = manual integration (+) = signals summed

Quantitation Report (QT Reviewed)

Data File : C:\MSDCHEM\1\DATA\BG012711.D Vial: 43
Acq On : 27 Jan 2011 6:39 pm Operator: LL
Sample : C1101036-001A Inst : MSD #2
Misc : 1ugm3 & 0.25TCE,CT,VNCL Sample Multiplr: 1.00
MS Integration Params: RTEINT.P
Quant Time: Jan 28 11:26 2011 Quant Results File: B118_1UG.RES

Method : C:\MSDCHEM\1\METHODS\B118_1UG.M (RTE Integrator)
Title : TO-15 VOA Standards for 5 point calibration
Last Update : Tue Feb 01 16:05:43 2011
Response via : Initial Calibration

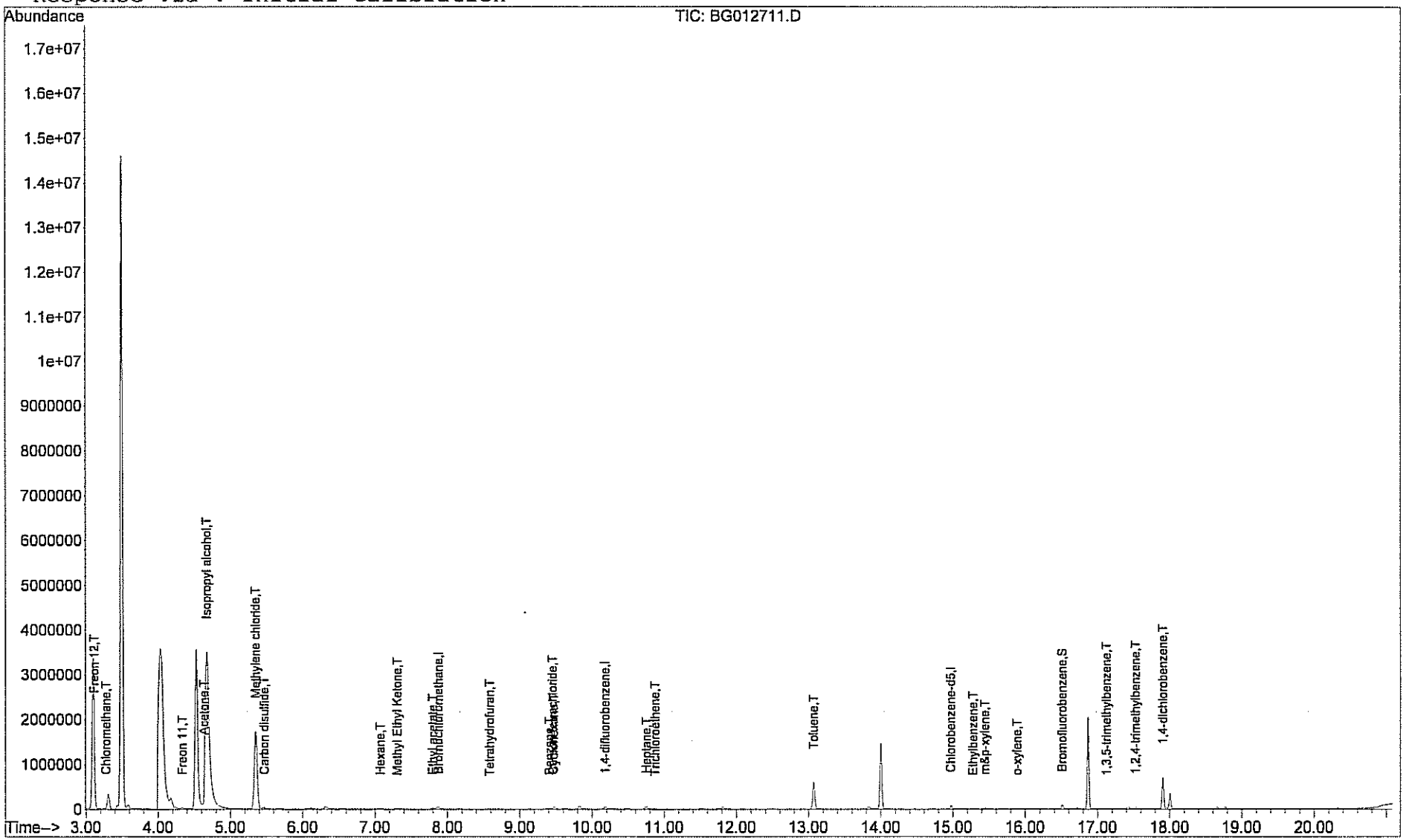

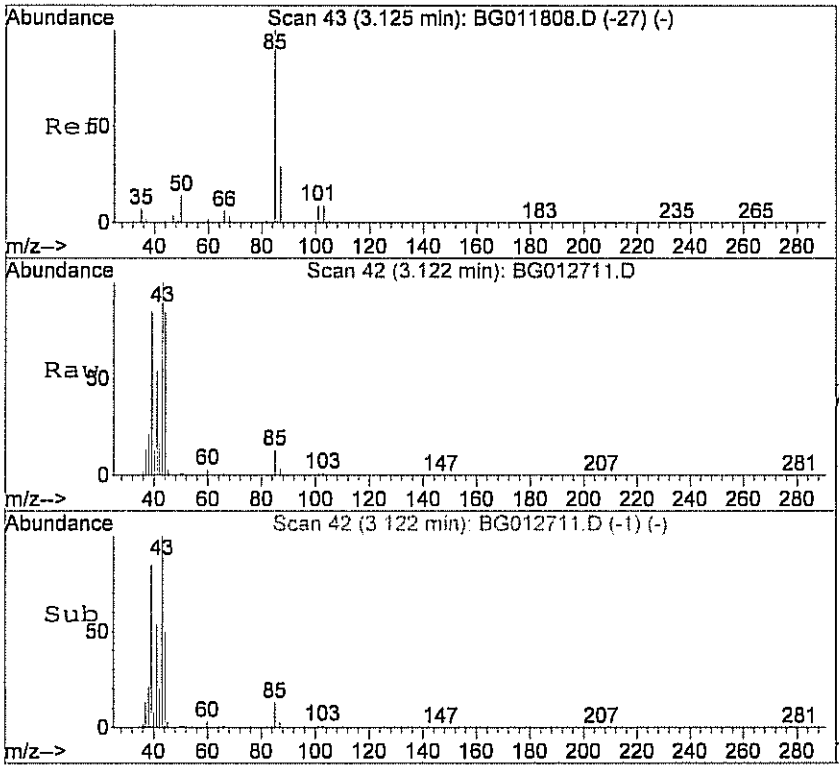

#3
Freon 12
Concen: 0.37 ppb
RT: 3.12 min Scan# 42
Delta R.T. -0.00 min
Lab File: BG012711.D
Acq: 27 Jan 2011 6:39 pm

Tgt Ion: 85 Resp: 38988

Ion	Ratio	Lower	Upper
85	100		
87	36.5	14.1	54.1

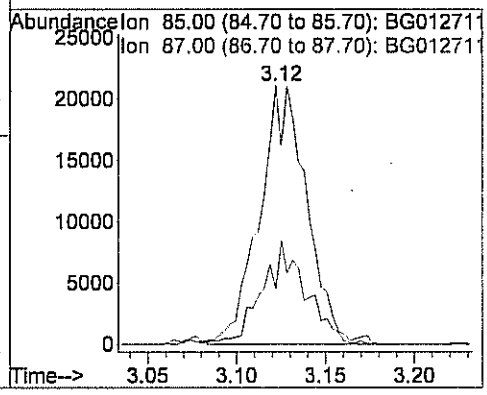

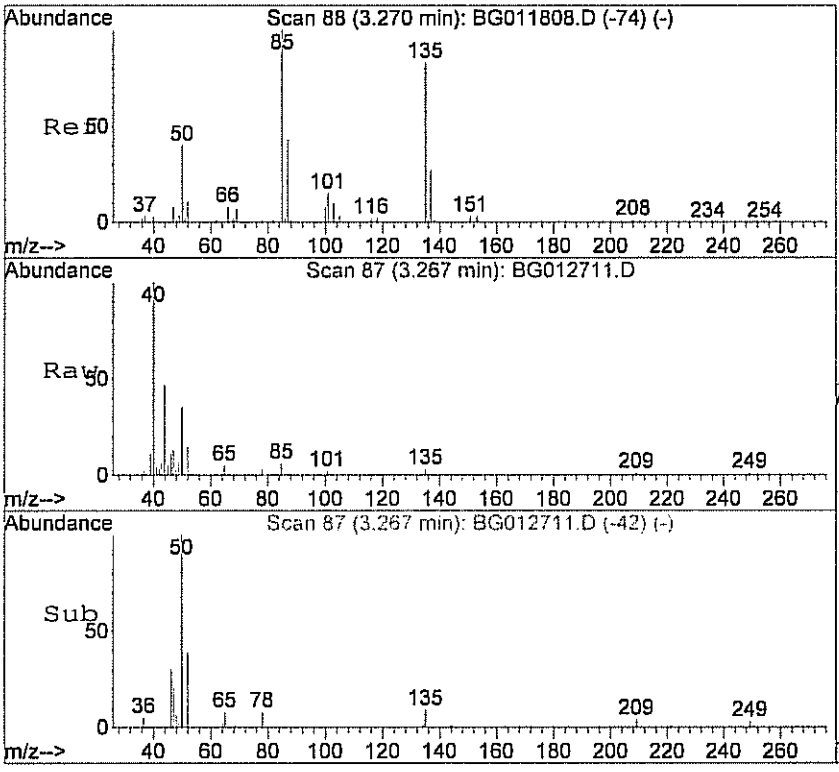

#4
Chloromethane
Concen: 0.42 ppb
RT: 3.27 min Scan# 87
Delta R.T. -0.01 min
Lab File: BG012711.D
Acq: 27 Jan 2011 6:39 pm

Tgt Ion: 50 Resp: 15940

Ion	Ratio	Lower	Upper
50	100		
52	4.8	0.0	36.8

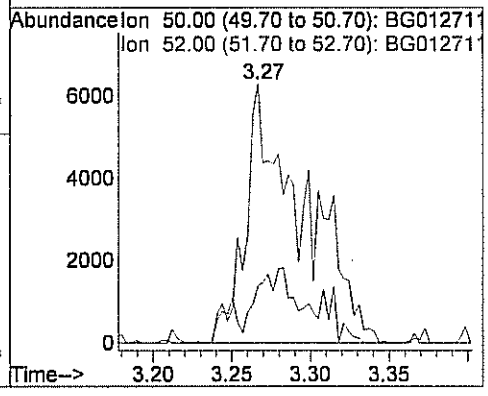



#11
Freon 11
Concen: 0.18 ppb
RT: 4.33 min Scan# 418
Delta R.T. -0.00 min
Lab File: BG012711.D
Acq: 27 Jan 2011 6:39 pm

Tgt Ion:101 Resp: 18630

Ion	Ratio	Lower	Upper
101	100		
103	71.3	49.2	89.2
105	10.3	0.0	27.9

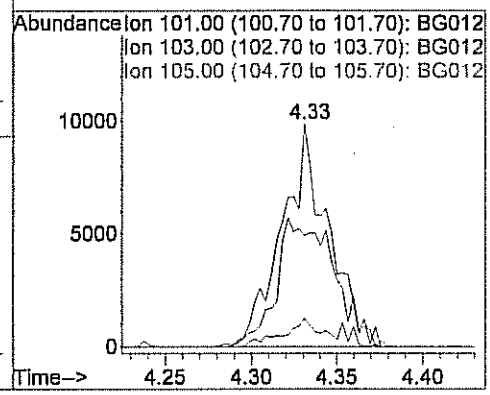

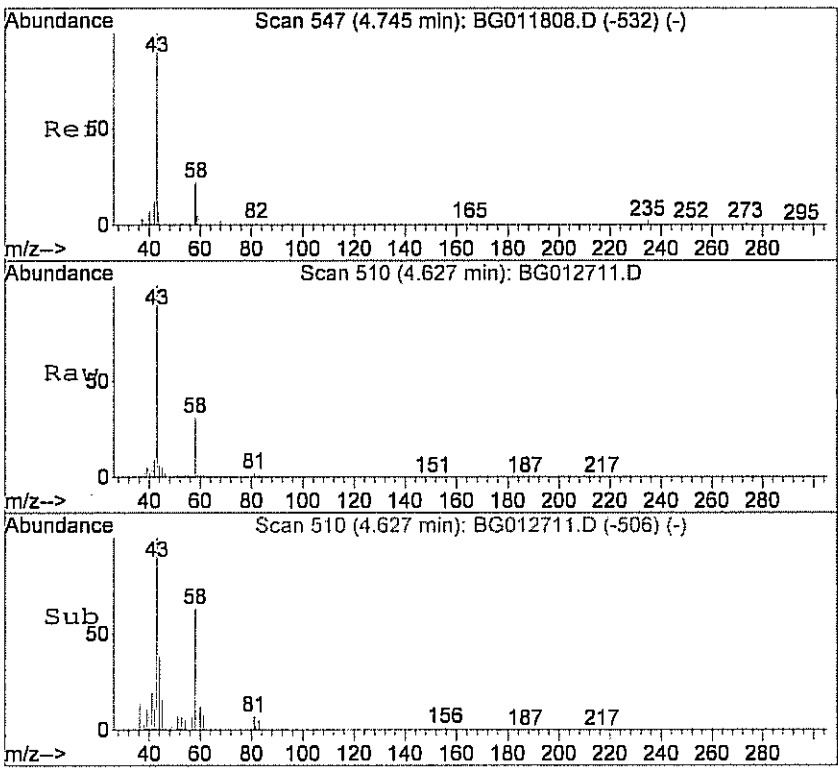

#12
Acetone
Concen: 6.64 ppb m
RT: 4.63 min Scan# 510
Delta R.T. -0.14 min
Lab File: BG012711.D
Acq: 27 Jan 2011 6:39 pm

Tgt Ion: 58 Resp: 77045

Ion	Ratio	Lower	Upper
58	100		
43	0.0	148.4	208.4#

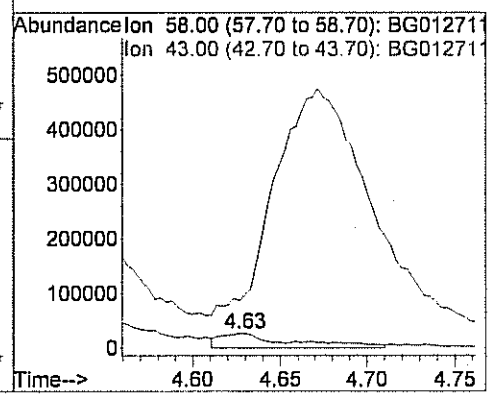

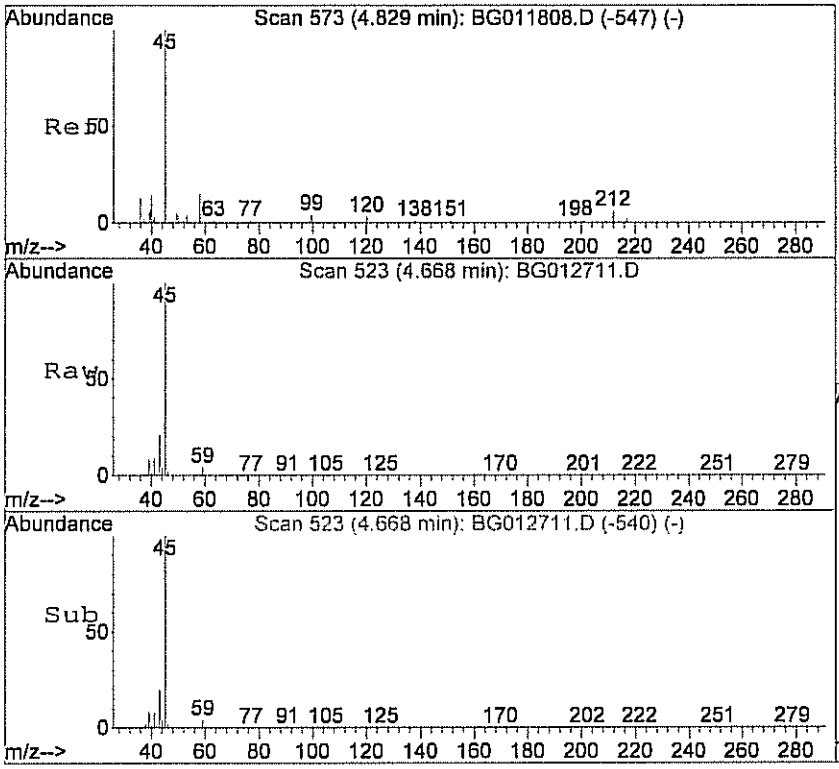

#13
Isopropyl alcohol
Concen: 433.23 ppb m
RT: 4.67 min Scan# 523
Delta R.T. -0.21 min
Lab File: BG012711.D
Acq: 27 Jan 2011 6:39 pm

Tgt Ion: 45 Resp: 9132804

Ion	Ratio	Lower	Upper
45	100		
43	0.0	6.2	46.2#

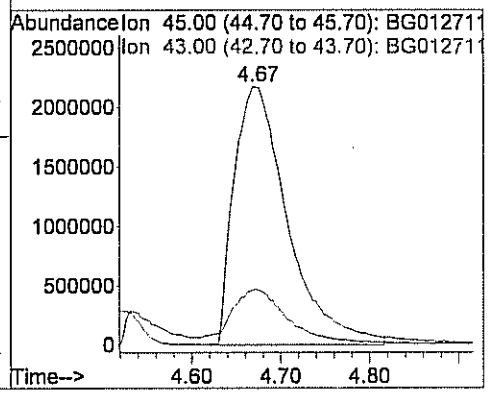

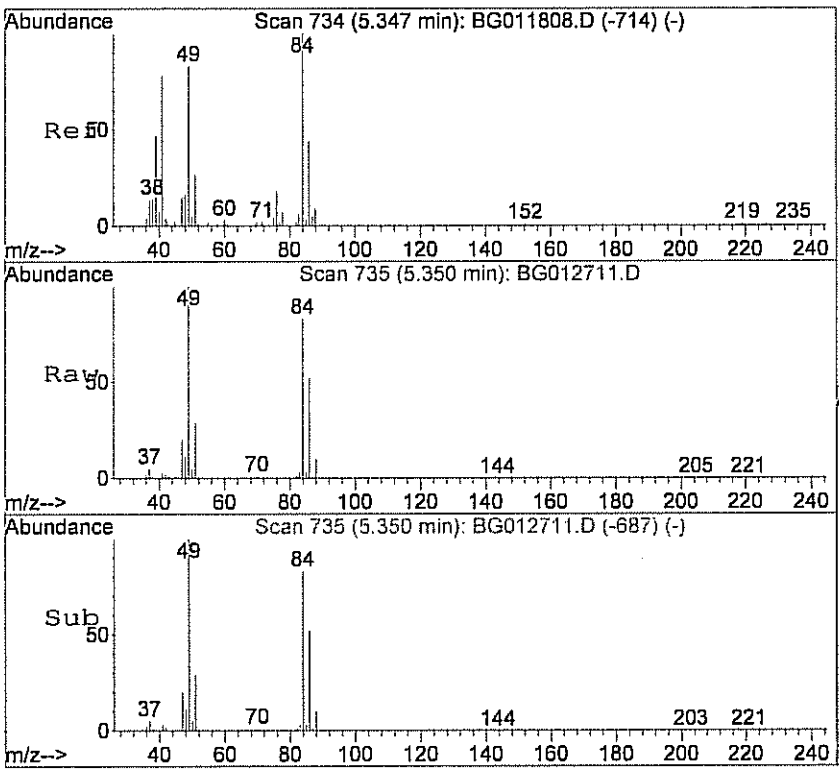

#16
Methylene chloride
Concen: 44.06 ppb
RT: 5.35 min Scan# 735
Delta R.T. 0.00 min
Lab File: BG012711.D
Acq: 27 Jan 2011 6:39 pm

Tgt Ion: 84 Resp: 1171029

Ion	Ratio	Lower	Upper
84	100		
49	122.8	82.7	122.7#
86	64.8	35.7	75.7

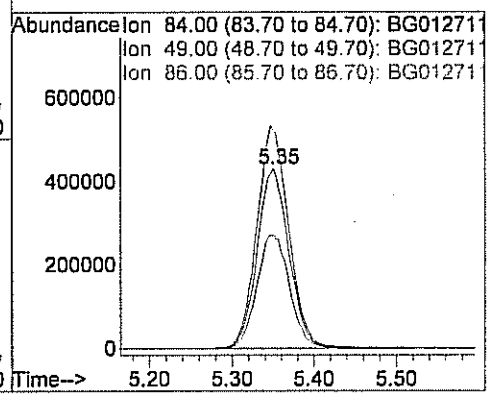

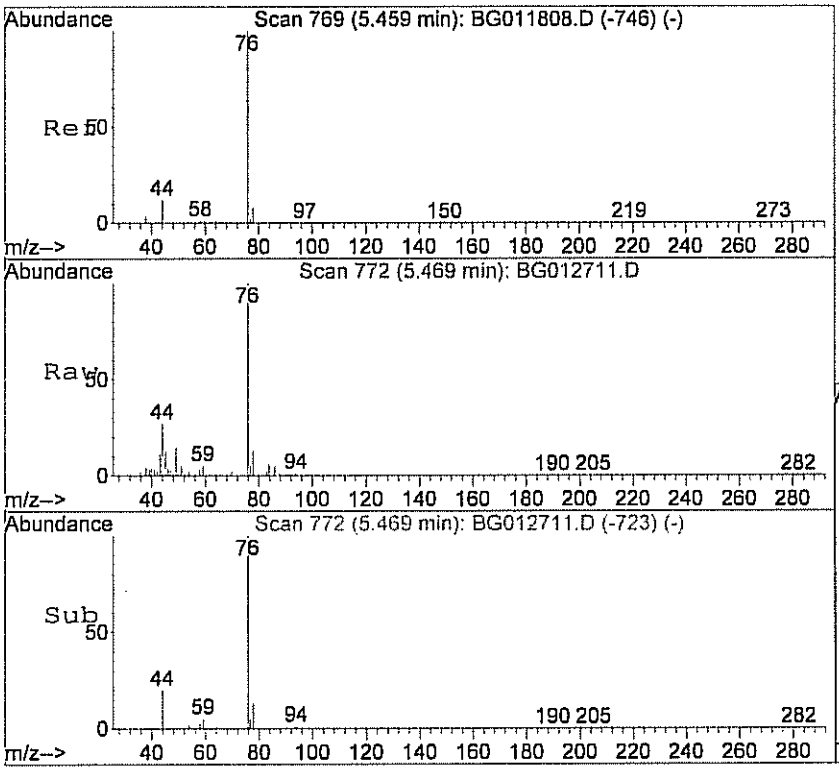

#18
Carbon disulfide
Concen: 0.57 ppb
RT: 5.47 min Scan# 772
Delta R.T. 0.01 min
Lab File: BG012711.D
Acq: 27 Jan 2011 6:39 pm

Tgt Ion: 76 Resp: 49822

Ion	Ratio	Lower	Upper
76	100		
78	2.6	0.0	27.8

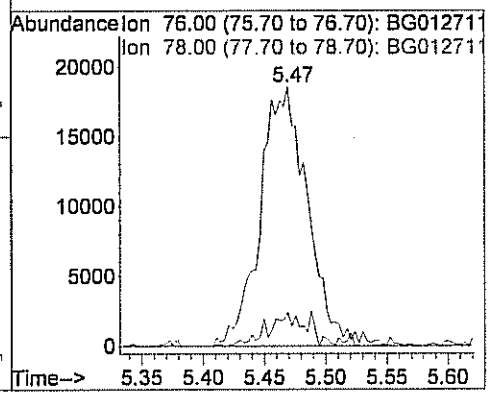

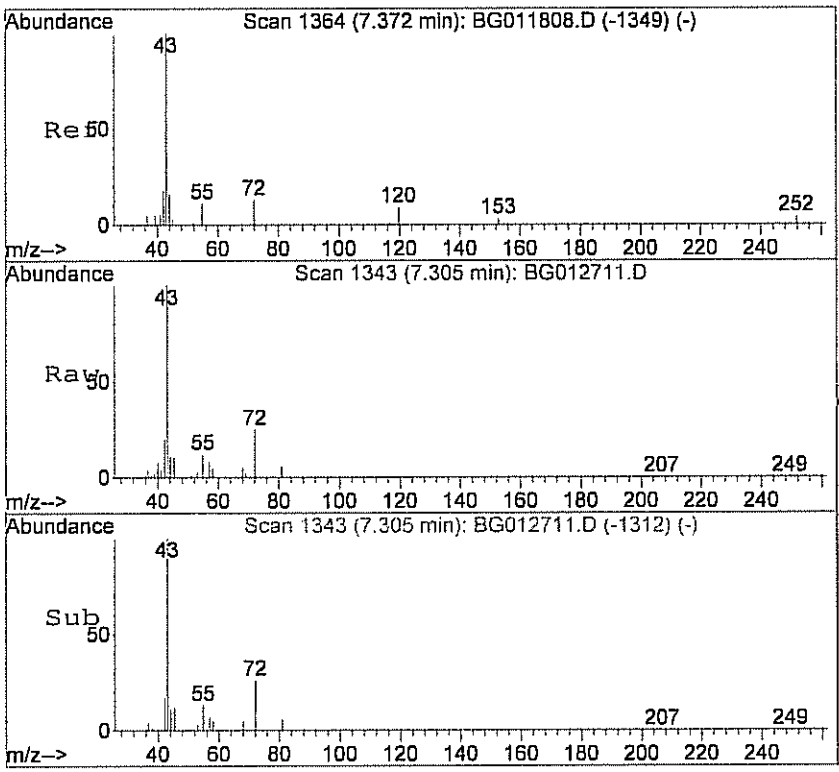

#23
Methyl Ethyl Ketone
Concen: 2.29 ppb
RT: 7.30 min Scan# 1343
Delta R.T. -0.05 min
Lab File: BG012711.D
Acq: 27 Jan 2011 6:39 pm

Tgt Ion: 43 Resp: 41314

Ion	Ratio	Lower	Upper
43	100		
57	1.7	0.0	20.0
72	8.9	0.0	20.0

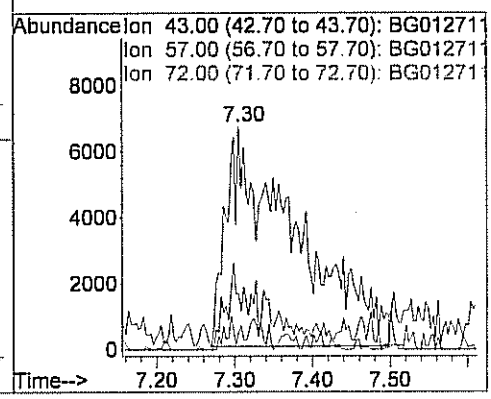

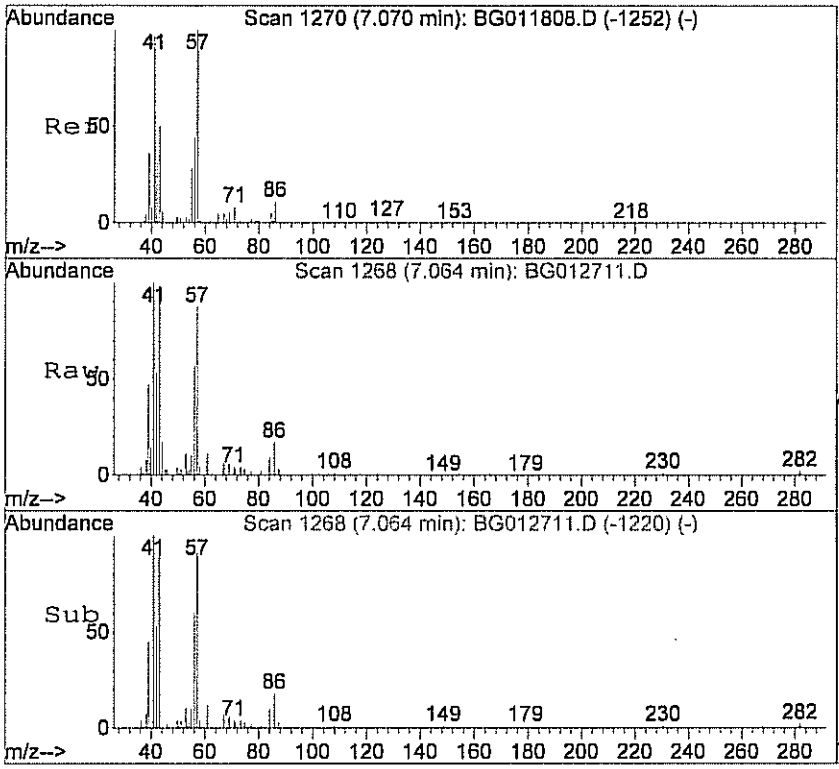

#25
Hexane
Concen: 0.47 ppb m
RT: 7.06 min Scan# 1268
Delta R.T. 0.00 min
Lab File: BG012711.D
Acq: 27 Jan 2011 6:39 pm

Tgt Ion: 41 Resp: 14599

Ion	Ratio	Lower	Upper
41	100		
57	88.7	67.3	107.3
43	72.7	22.9	62.9#

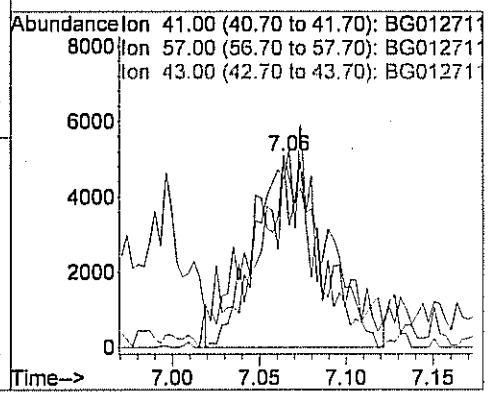

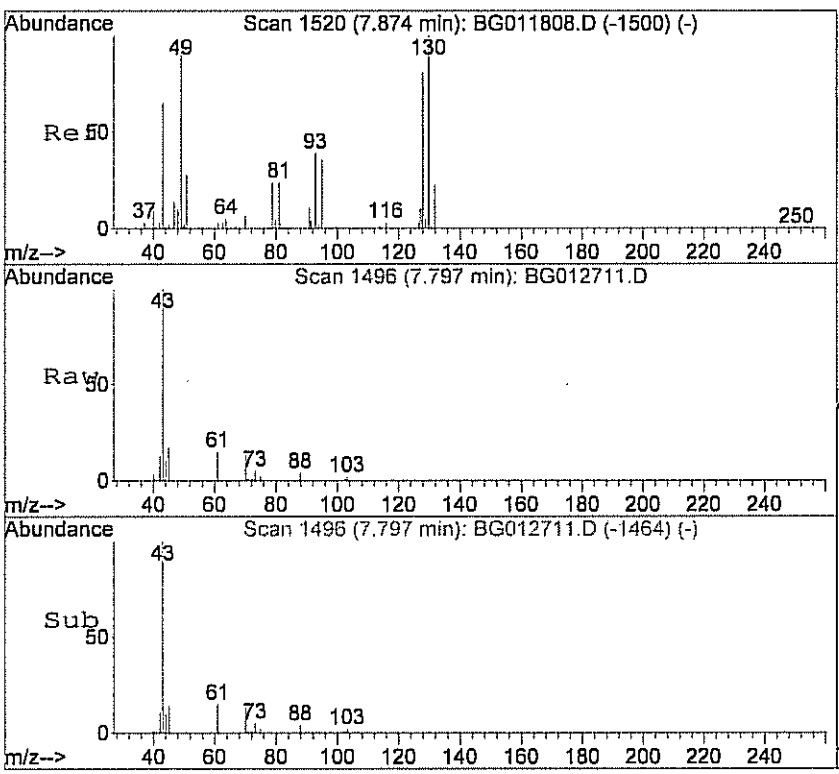

#26
Ethyl acetate
Concen: 3.50 ppb
RT: 7.80 min Scan# 1496
Delta R.T. -0.05 min
Lab File: BG012711.D
Acq: 27 Jan 2011 6:39 pm

Tgt Ion: 43 Resp: 82753

Ion	Ratio	Lower	Upper
43	100		
45	15.0	0.0	23.0
61	15.0	0.0	28.0

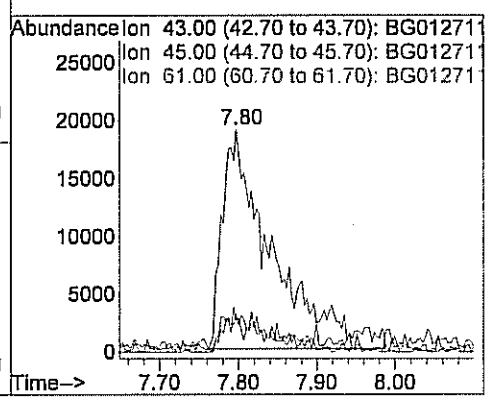

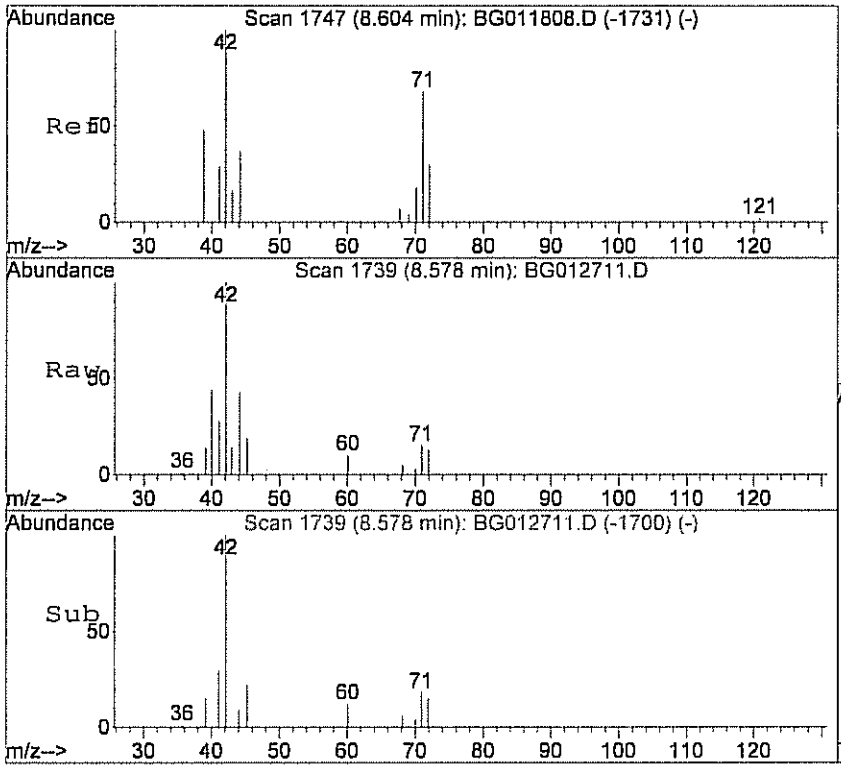

#28
Tetrahydrofuran
Concen: 1.09 ppb m
RT: 8.58 min Scan# 1739
Delta R.T. -0.03 min
Lab File: BG012711.D
Acq: 27 Jan 2011 6:39 pm

Tgt Ion: 42 Resp: 7345

Ion	Ratio	Lower	Upper
42	100		
71	2.4	9.8	49.8#
72	3.3	0.0	30.6

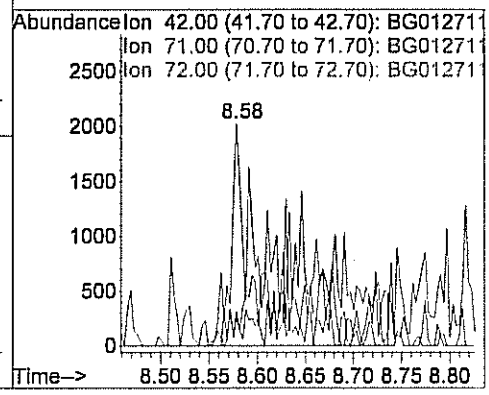

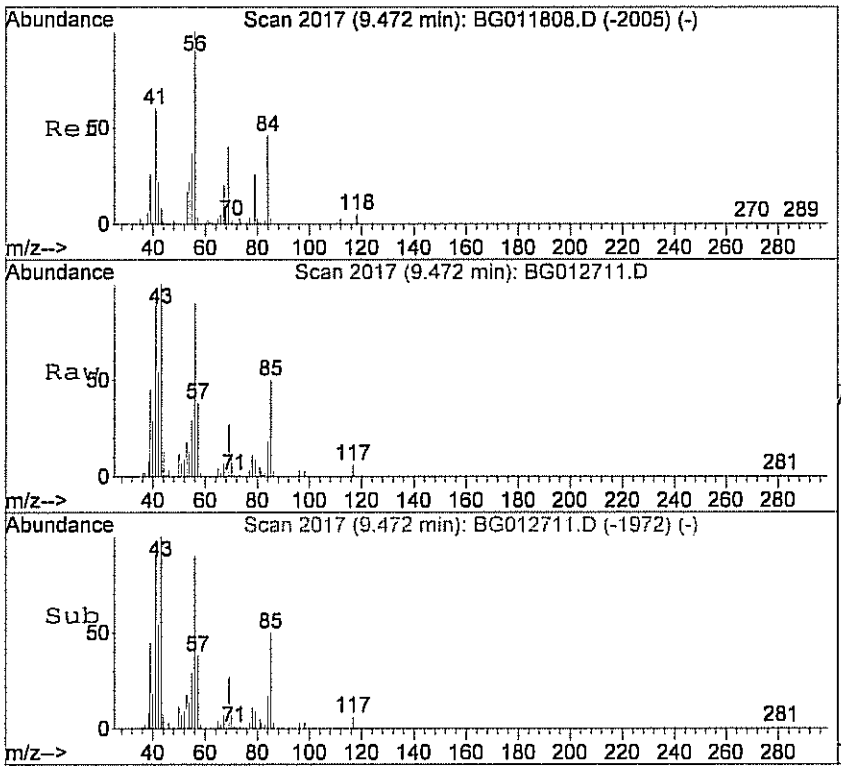

#32
Cyclohexane
Concen: 0.47 ppb
RT: 9.47 min Scan# 2017
Delta R.T. -0.01 min
Lab File: BG012711.D
Acq: 27 Jan 2011 6:39 pm

Tgt Ion: 56 Resp: 13497

Ion	Ratio	Lower	Upper
56	100		
41	121.0	40.6	80.6#
84	15.9	31.3	71.3#

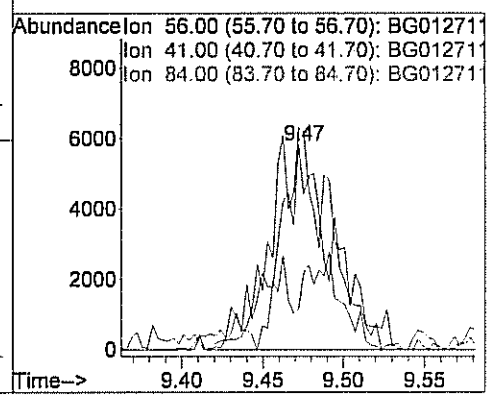

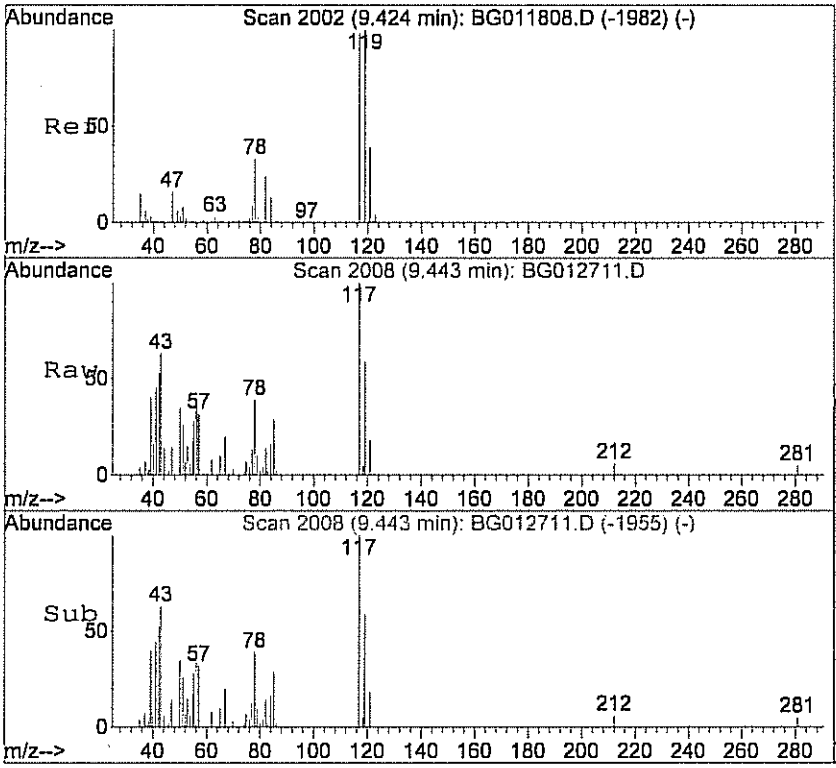

#33
Carbon tetrachloride
Concen: 0.04 ppb m
RT: 9.44 min Scan# 2008
Delta R.T. 0.02 min
Lab File: BG012711.D
Acq: 27 Jan 2011 6:39 pm

Tgt Ion:117 Resp: 5305

Ion	Ratio	Lower	Upper
117	100		
119	103.8	64.1	104.1

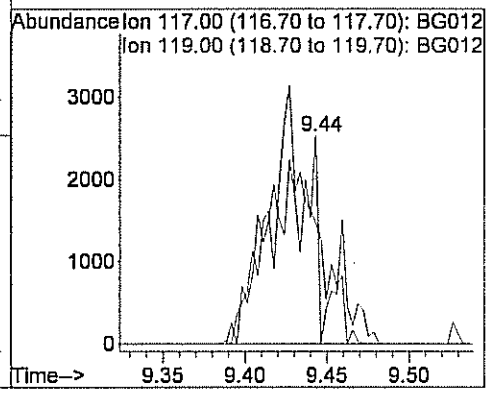

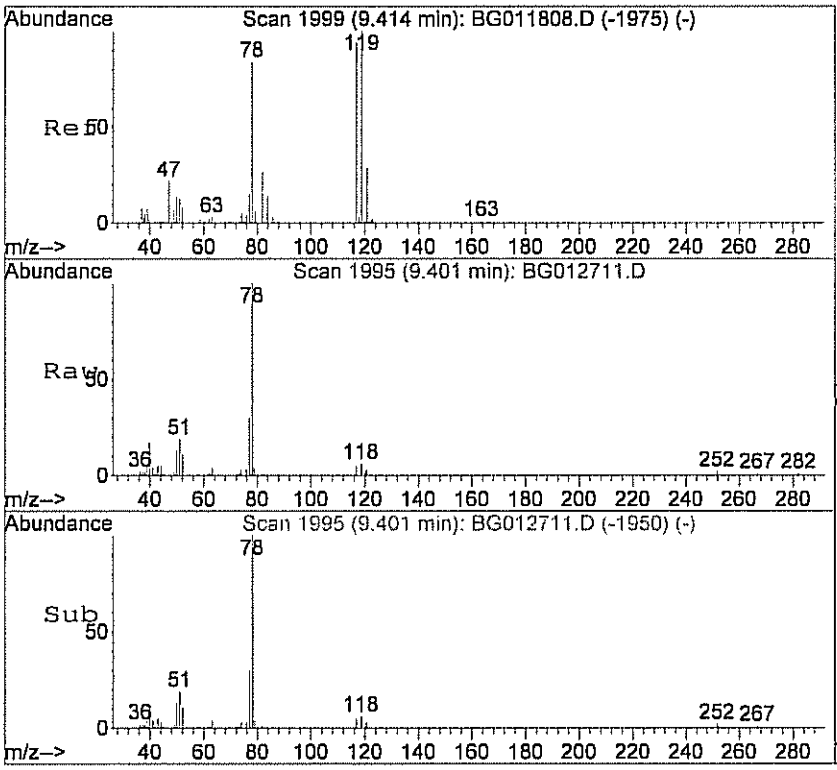

#34
Benzene
Concen: 0.37 ppb
RT: 9.40 min Scan# 1995
Delta R.T. -0.01 min
Lab File: BG012711.D
Acq: 27 Jan 2011 6:39 pm

Tgt Ion: 78 Resp: 30008

Ion	Ratio	Lower	Upper
78	100		
77	22.1	2.4	42.4
51	25.1	0.0	38.9

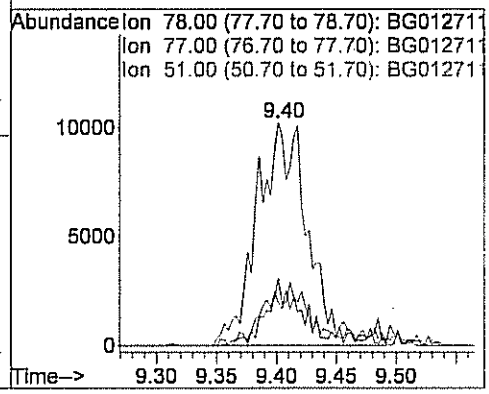

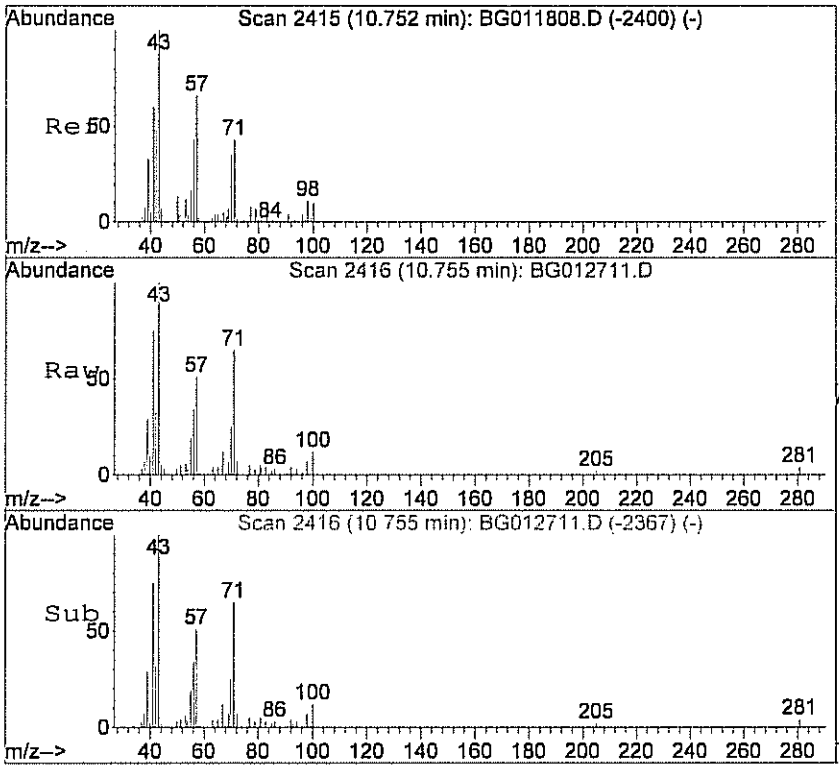

#37
Heptane
Concen: 0.72 ppb
RT: 10.76 min Scan# 2416
Delta R.T. 0.01 min
Lab File: BG012711.D
Acq: 27 Jan 2011 6:39 pm

Tgt Ion: 43 Resp: 21749

Ion	Ratio	Lower	Upper
43	100		
57	60.6	40.1	80.1
71	57.3	41.4	81.4

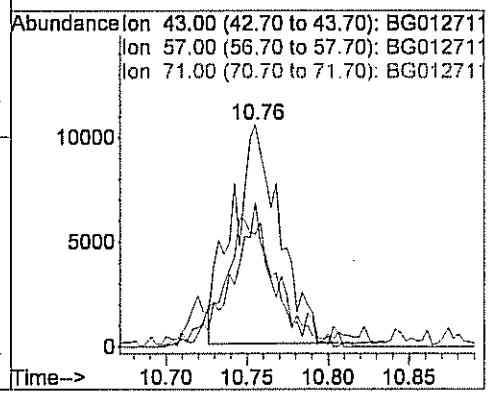

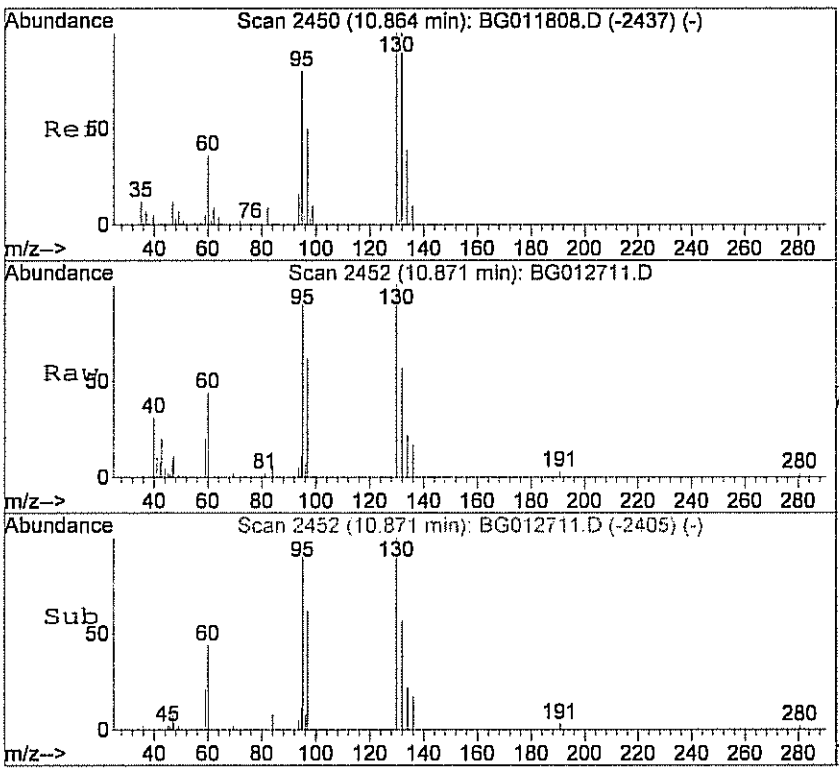

#38
Trichloroethene
Concen: 0.09 ppb m
RT: 10.87 min Scan# 2452
Delta R.T. -0.00 min
Lab File: BG012711.D
Acq: 27 Jan 2011 6:39 pm

Tgt Ion:130 Resp: 4414

Ion	Ratio	Lower	Upper
130	100		
132	58.0	63.9	103.9#
95	88.9	53.8	93.8

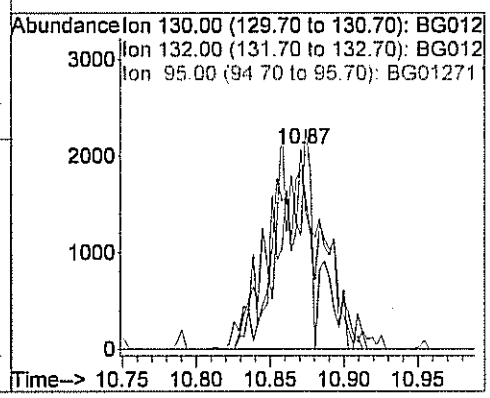

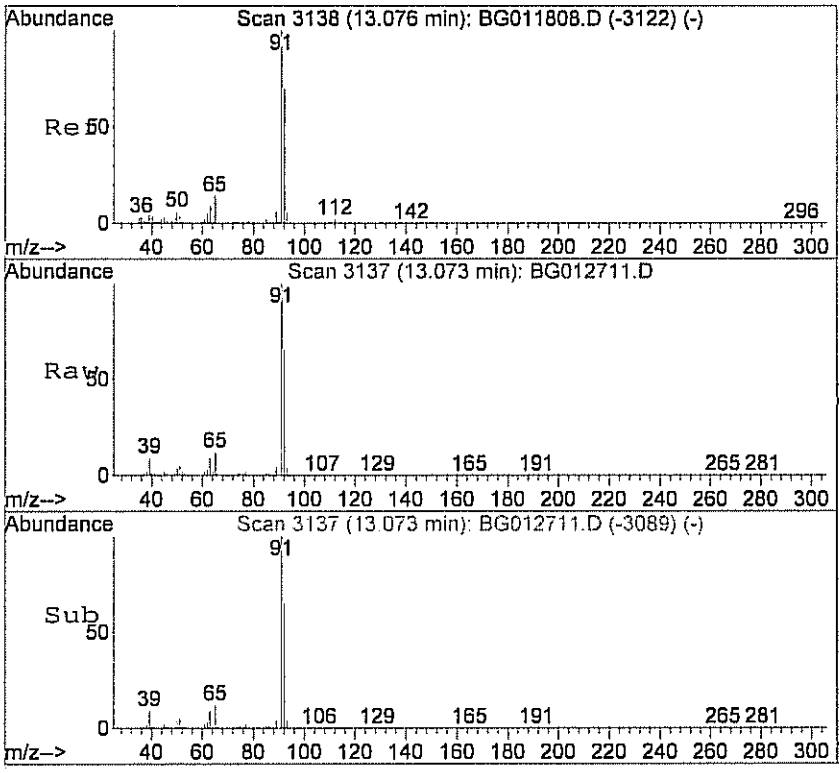

#45
Toluene
Concen: 7.92 ppb
RT: 13.07 min Scan# 3137
Delta R.T. 0.00 min
Lab File: BG012711.D
Acq: 27 Jan 2011 6:39 pm

Tgt Ion: 92 Resp: 303984

Ion	Ratio	Lower	Upper
92	100		
91	156.7	121.5	161.5

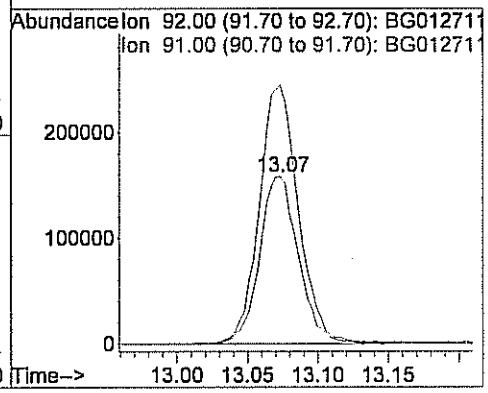

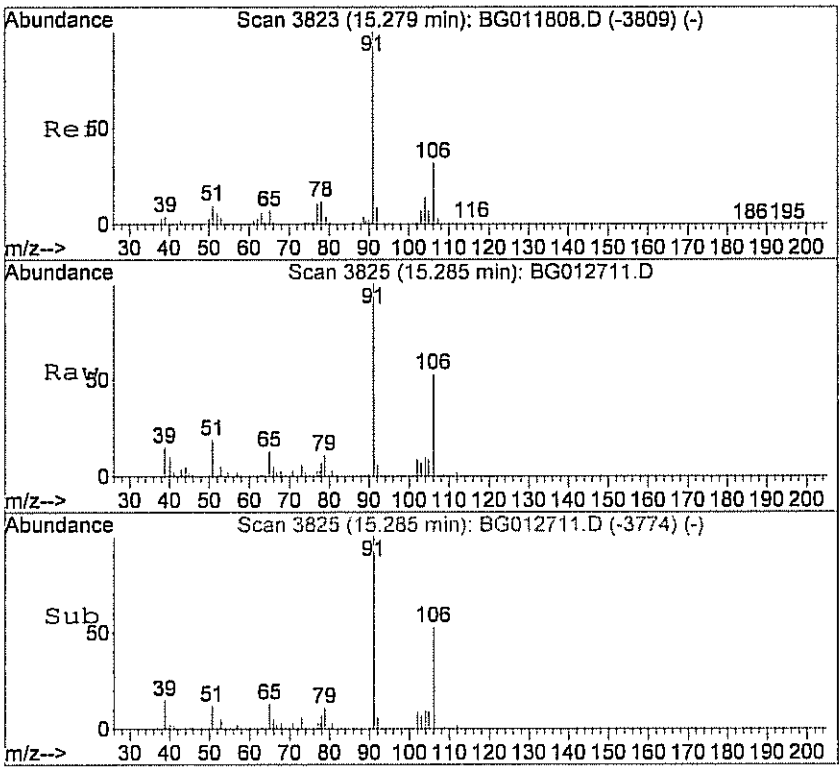

#52
Ethylbenzene
Concen: 0.18 ppb
RT: 15.29 min Scan# 3825
Delta R.T. 0.01 min
Lab File: BG012711.D
Acq: 27 Jan 2011 6:39 pm

Tgt Ion: 91 Resp: 10623

Ion	Ratio	Lower	Upper
91	100		
106	39.9	21.0	61.0

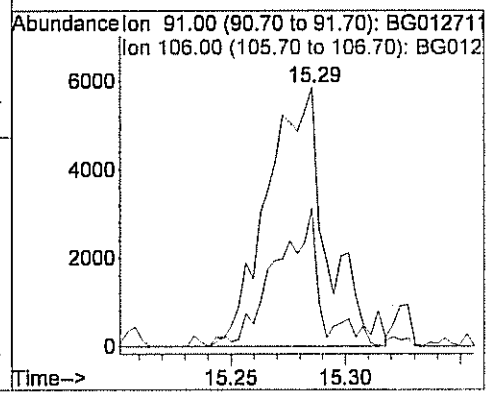

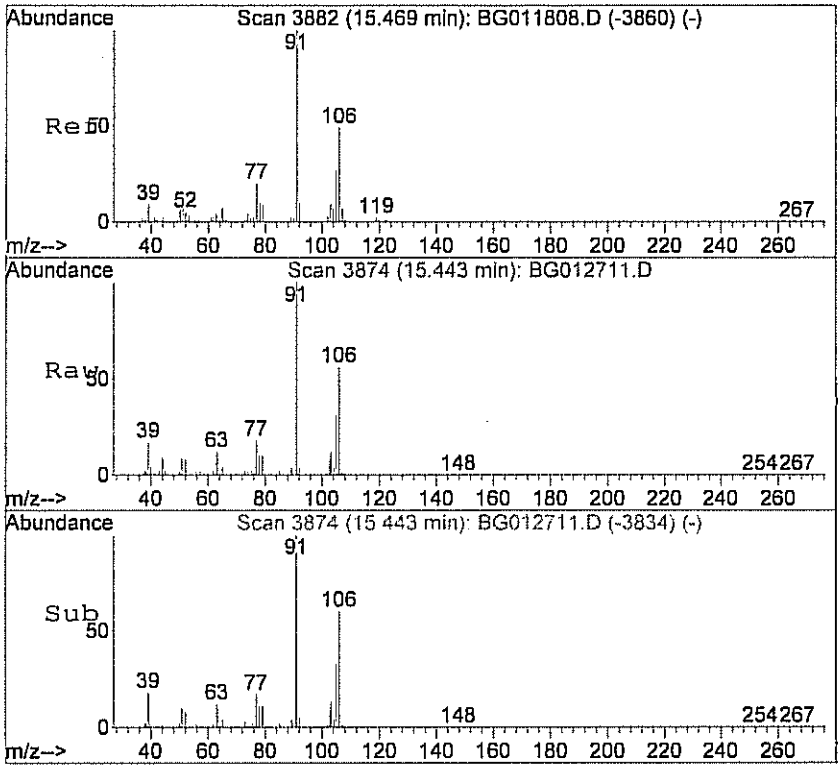

#53
m&p-xylene
Concen: 0.52 ppb
RT: 15.44 min Scan# 3874
Delta R.T. -0.02 min
Lab File: BG012711.D
Acq: 27 Jan 2011 6:39 pm

Tgt Ion: 91 Resp: 28975

Ion	Ratio	Lower	Upper
91	100		
106	51.7	34.5	74.5

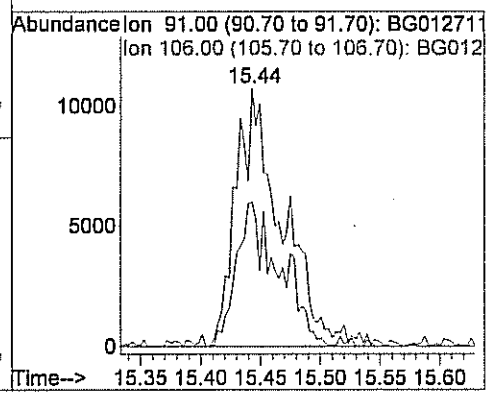

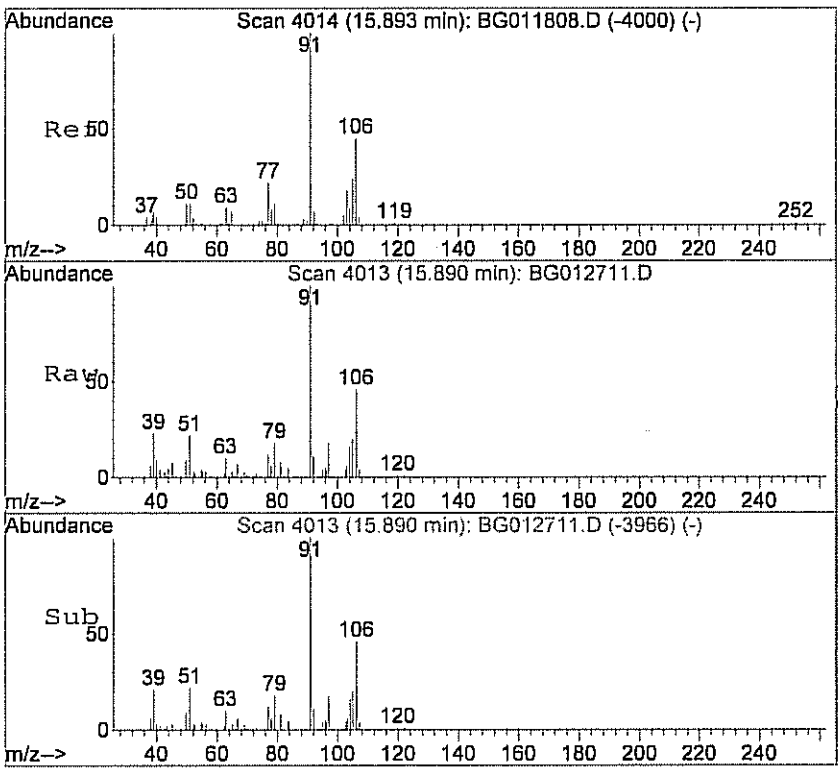

#56
o-xylene
Concen: 0.15 ppb
RT: 15.89 min Scan# 4013
Delta R.T. -0.00 min
Lab File: BG012711.D
Acq: 27 Jan 2011 6:39 pm

Tgt Ion: 91 Resp: 8595

Ion	Ratio	Lower	Upper
91	100		
106	53.9	30.8	70.8

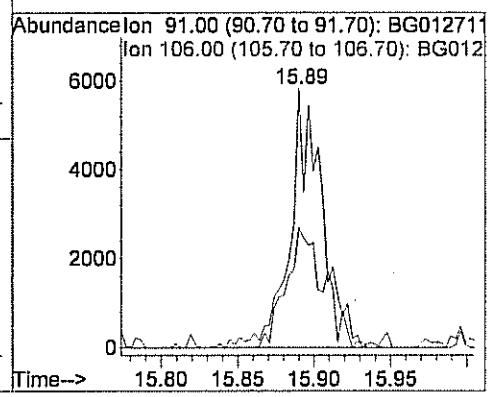

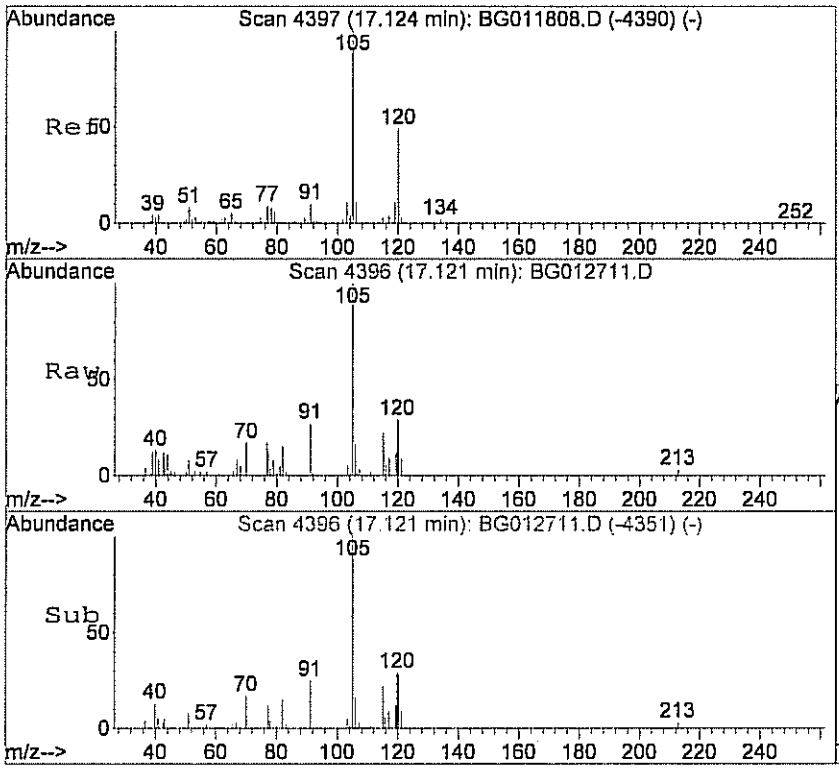

#60
1,3,5-trimethylbenzene
Concen: 0.14 ppb m
RT: 17.12 min Scan# 4396
Delta R.T. -0.01 min
Lab File: BG012711.D
Acq: 27 Jan 2011 6:39 pm

Tgt Ion:105 Resp: 7488

Ion	Ratio	Lower	Upper
105	100		
120	33.4	27.9	67.9

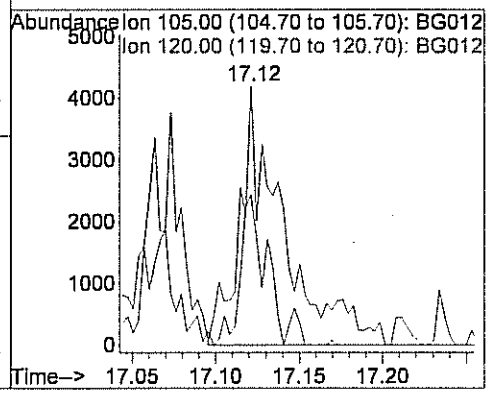

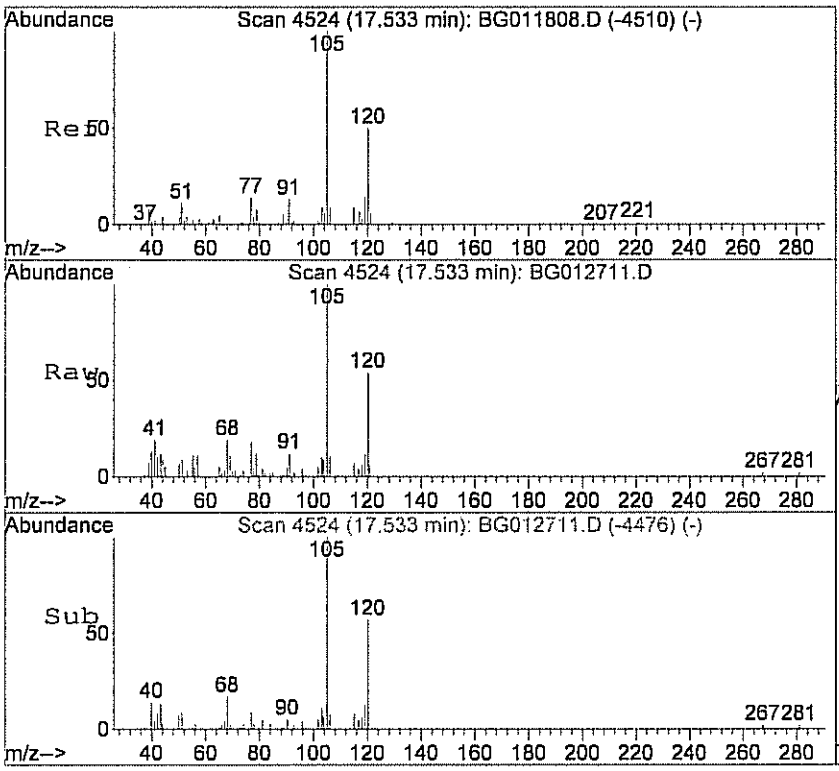

#61
1,2,4-trimethylbenzene
Concen: 0.46 ppb
RT: 17.53 min Scan# 4524
Delta R.T. 0.00 min
Lab File: BG012711.D
Acq: 27 Jan 2011 6:39 pm

Tgt Ion:105 Resp: 16513

Ion	Ratio	Lower	Upper
105	100		
120	48.9	52.0	92.0#

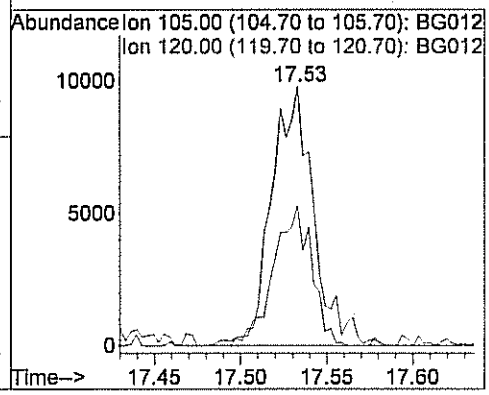

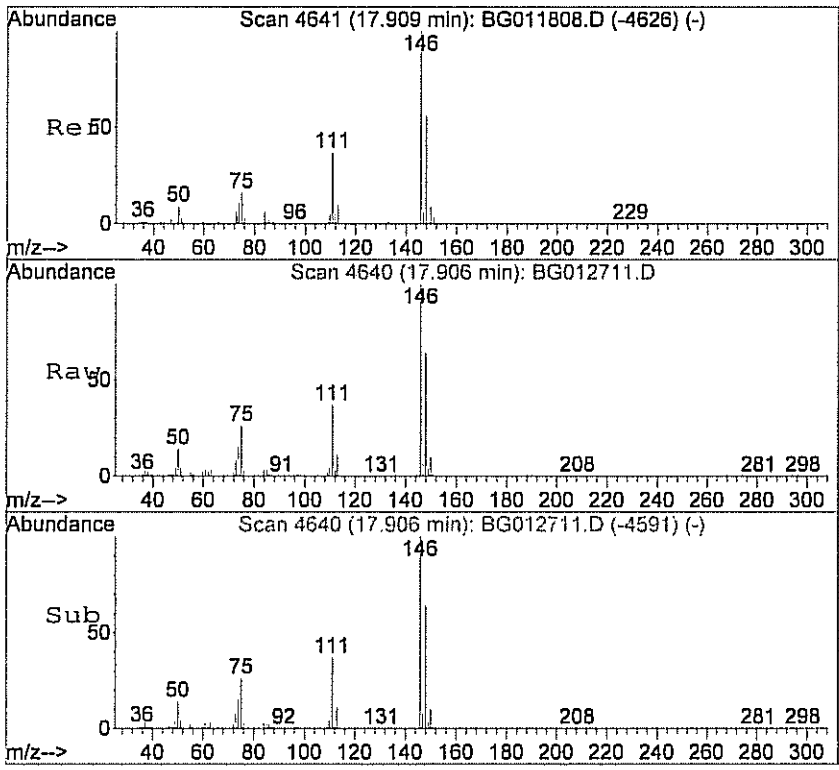

#64
1,4-dichlorobenzene
Concen: 7.51 ppb
RT: 17.91 min Scan# 4640
Delta R.T. 0.01 min
Lab File: BG012711.D
Acq: 27 Jan 2011 6:39 pm

Tgt Ion:146 Resp: 319274

Ion	Ratio	Lower	Upper
146	100		
148	66.4	35.1	75.1
111	36.0	12.4	52.4

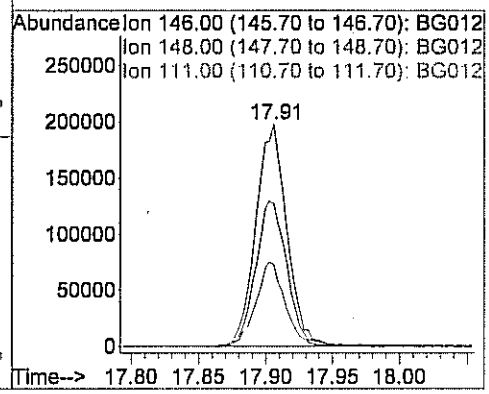

Quantitation Report (QT Reviewed)

Data File : C:\MSDCHEM\1\DATA\BG012814.D Vial: 43
Acq On : 28 Jan 2011 8:09 pm Operator: LL
Sample : C1101036-001A 8X Inst : MSD #2
Misc : 1ugm3 & 0.25TCE,CT,VNCL Sample Multiplr: 1.00
MS Integration Params: RTEINT.P
Quant Time: Feb 01 11:45:49 2011 Quant Results File: B118_1UG.RES

Quant Method : C:\MSDCHEM\1\METHODS\B118_1UG.M (RTE Integrator)
Title : TO-15 VOA Standards for 5 point calibration
Last Update : Wed Jan 26 14:01:48 2011
Response via : Initial Calibration
DataAcq Meth : B118_1UG

Internal Standards	R.T.	QIon	Response	Conc	Units		Dev(Min)
1) Bromochloromethane	7.87	128	18055	1.00	ppb		0.00
30) 1,4-difluorobenzene	10.18	114	48268	1.00	ppb		0.00
44) Chlorobenzene-d5	14.97	117	41054	1.00	ppb		0.00
System Monitoring Compounds							
57) Bromofluorobenzene	16.51	95	18792	0.86	ppb		0.00
Spiked Amount 1.000	Range 70 - 130		Recovery = 86.00%				
Target Compounds							Qvalue
12) Acetone	4.63	58	26906m	2.22	ppb		
13) Isopropyl alcohol	4.65	45	635006m	28.87	ppb		
16) Methylene chloride	5.35	84	120705	4.35	ppb		90
26) Ethyl acetate	7.97	43	6627m	0.27	ppb		
45) Toluene	13.07	92	15747	0.52	ppb	#	77
64) 1,4-dichlorobenzene	17.90	146	16175	0.48	ppb		80

(#) = qualifier out of range (m) = manual integration (+) = signals summed

Quantitation Report (QT Reviewed)

Data File : C:\MSDCHEM\1\DATA\BG012814.D Vial: 43
Acq On : 28 Jan 2011 8:09 pm Operator: LL
Sample : C1101036-001A 8X Inst : MSD #2
Misc : 1ugm3 & 0.25TCE,CT,VNCL Sample Multiplr: 1.00
MS Integration Params: RTEINT.P
Quant Time: Feb 1 11:49 2011 Quant Results File: B118_1UG.RES

Method : C:\MSDCHEM\1\METHODS\B118_1UG.M (RTE Integrator)
Title : TO-15 VOA Standards for 5 point calibration
Last Update : Tue Feb 01 16:05:43 2011
Response via : Initial Calibration

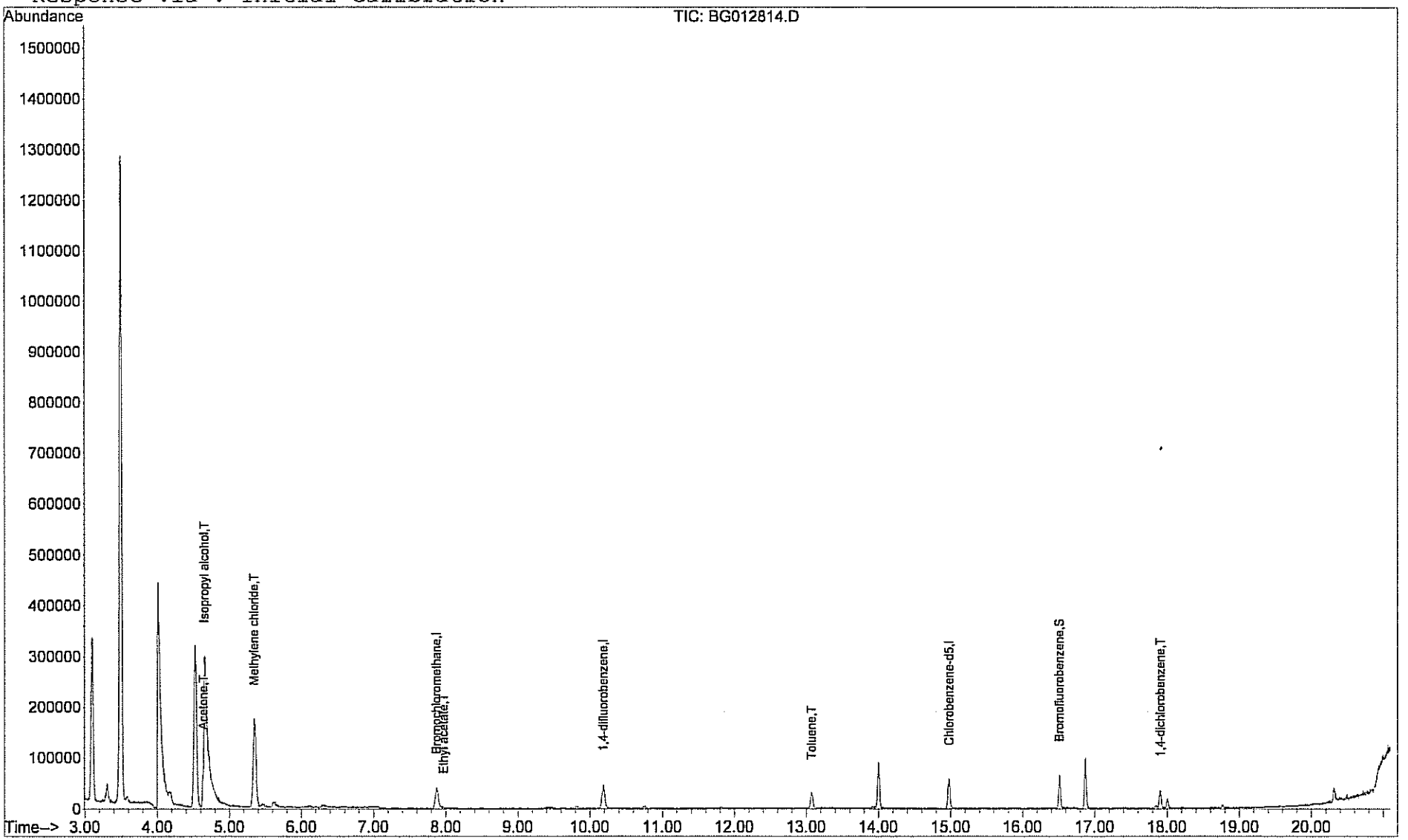

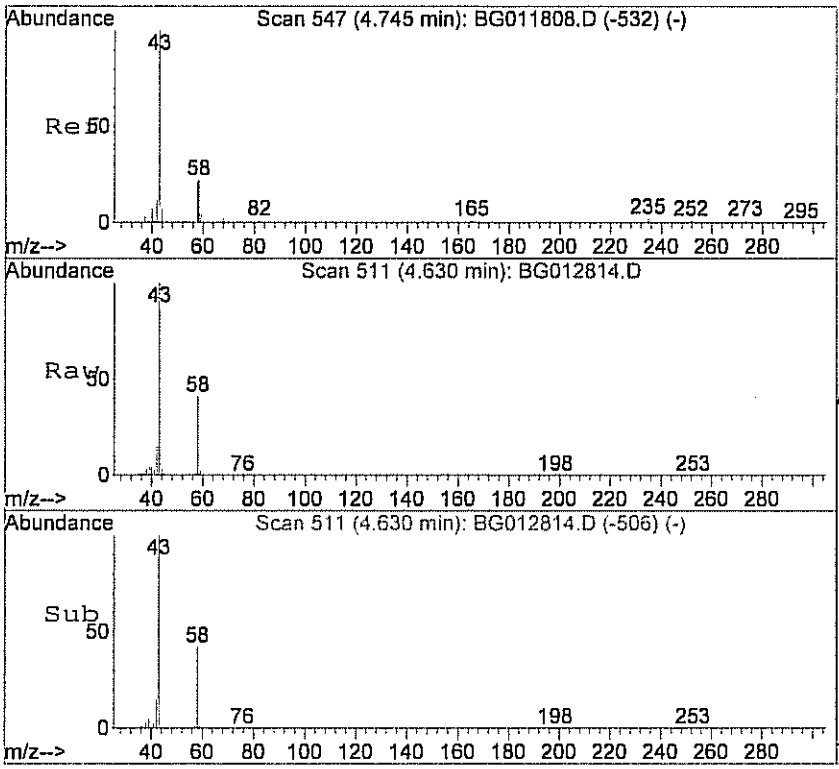

#12
Acetone
Concen: 2.22 ppb m
RT: 4.63 min Scan# 511
Delta R.T. -0.14 min
Lab File: BG012814.D
Acq: 28 Jan 2011 8:09 pm

Tgt Ion: 58 Resp: 26906

Ion	Ratio	Lower	Upper
58	100		
43	0.0	148.4	208.4#

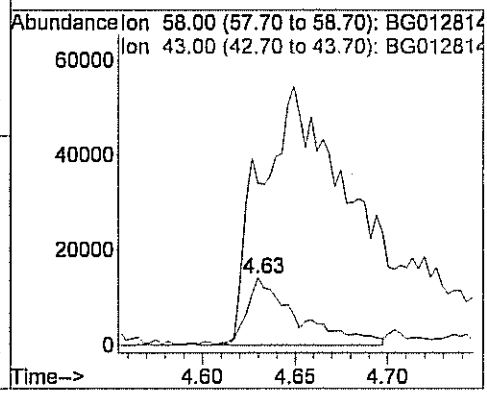

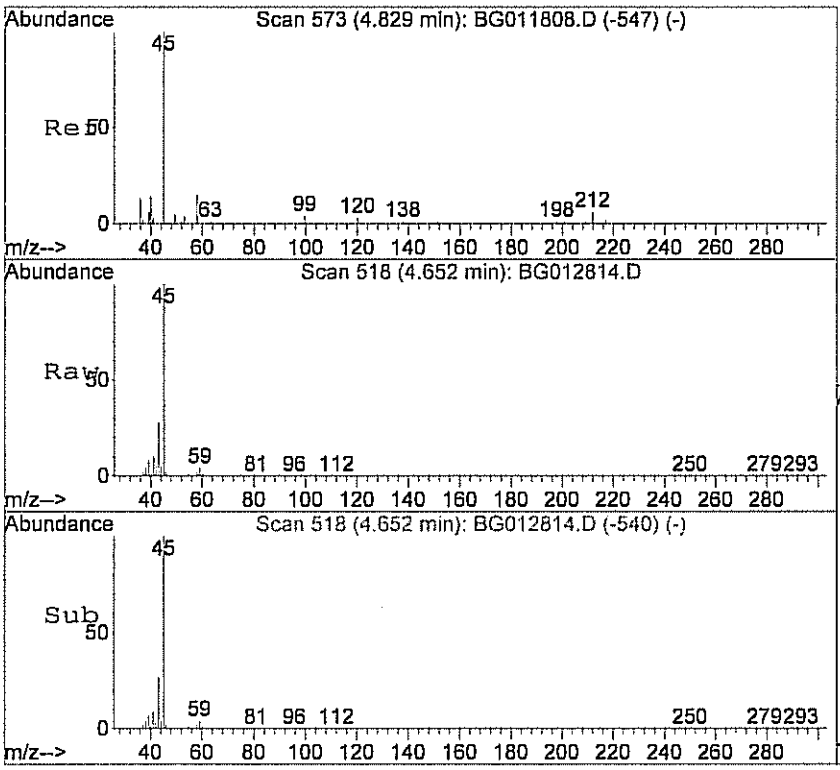

#13
Isopropyl alcohol
Concen: 28.87 ppb m
RT: 4.65 min Scan# 518
Delta R.T. -0.22 min
Lab File: BG012814.D
Acq: 28 Jan 2011 8:09 pm

Tgt Ion: 45 Resp: 635006

Ion	Ratio	Lower	Upper
45	100		
43	0.0	6.2	46.2#

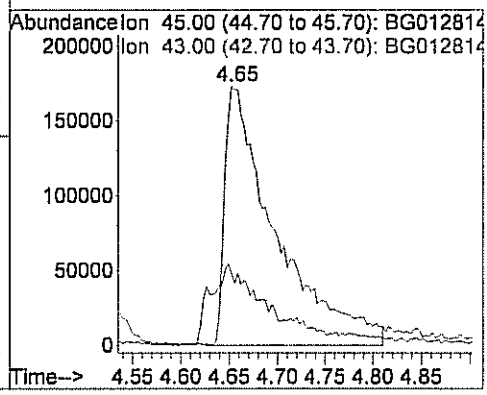

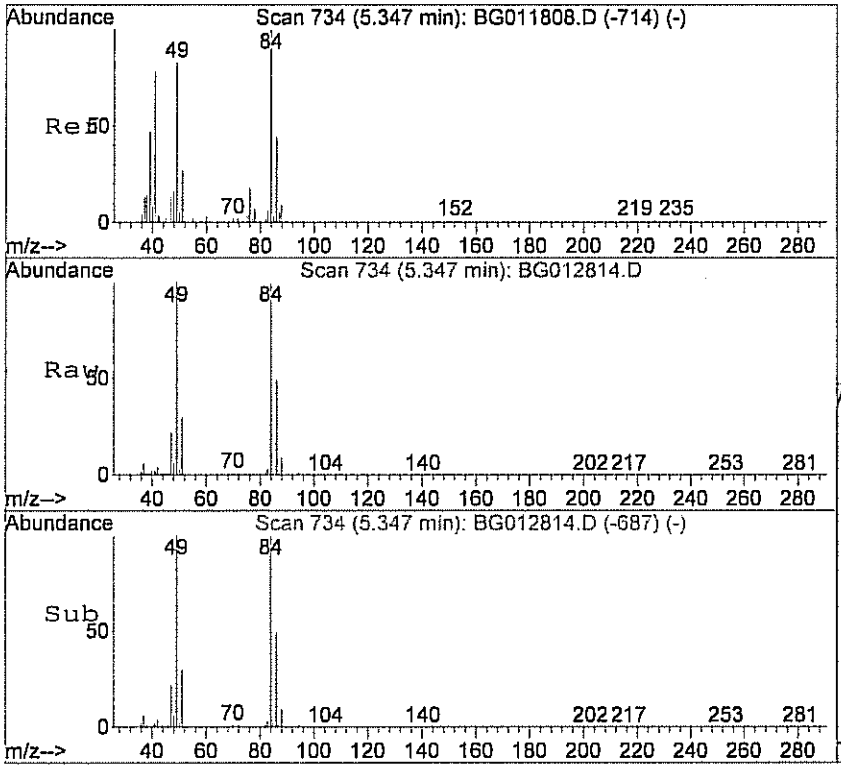

#16
Methylene chloride
Concen: 4.35 ppb
RT: 5.35 min Scan# 734
Delta R.T. -0.00 min
Lab File: BG012814.D
Acq: 28 Jan 2011 8:09 pm

Tgt Ion: 84 Resp: 120705

Ion	Ratio	Lower	Upper
84	100		
49	112.1	82.7	122.7
86	64.1	35.7	75.7

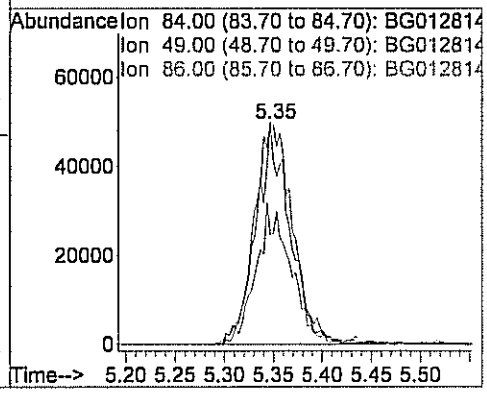

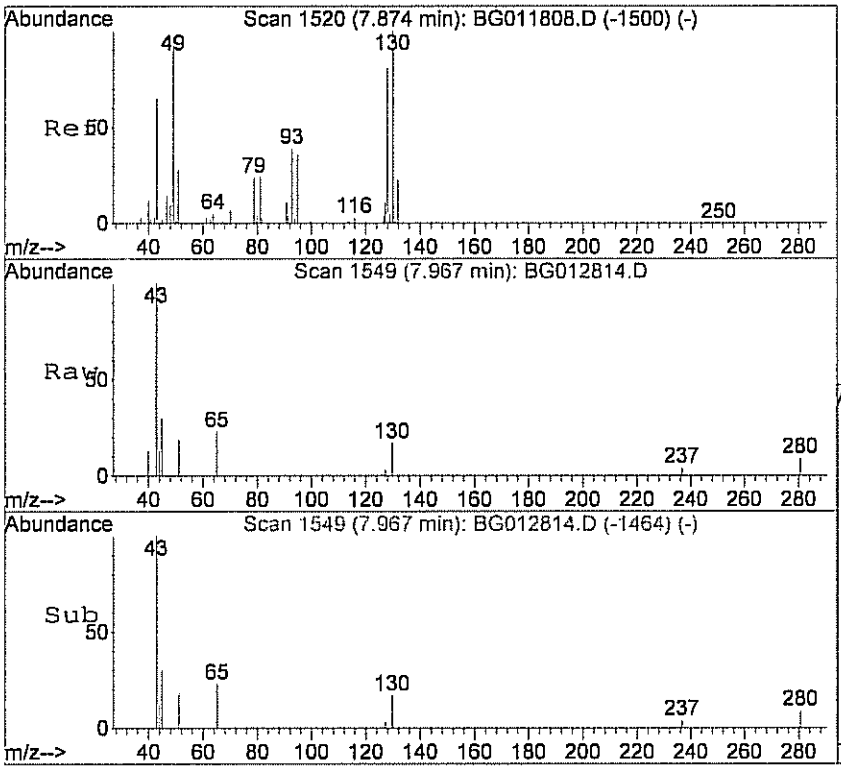

#26
Ethyl acetate
Concen: 0.27 ppb m
RT: 7.97 min Scan# 1549
Delta R.T. 0.12 min
Lab File: BG012814.D
Acq: 28 Jan 2011 8:09 pm

Tgt Ion: 43 Resp: 6627

Ion	Ratio	Lower	Upper
43	100		
45	0.0	0.0	23.0
61	7.8	0.0	28.0

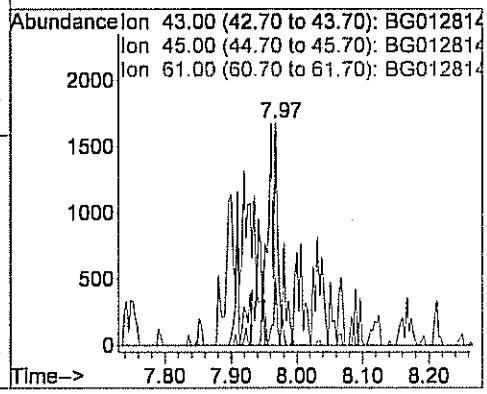

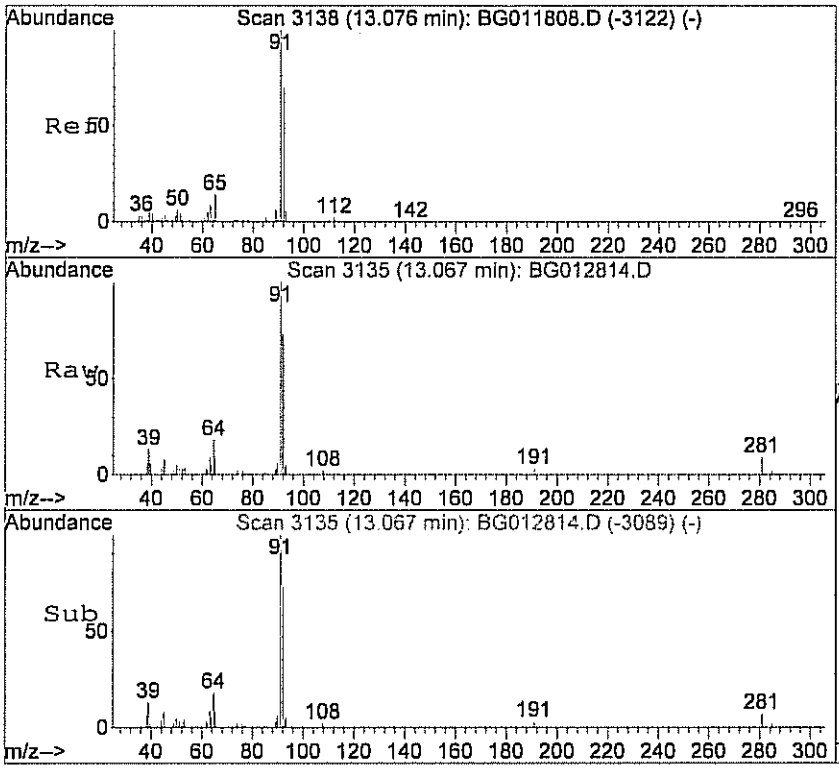

#45
Toluene
Concen: 0.52 ppb
RT: 13.07 min Scan# 3135
Delta R.T. -0.00 min
Lab File: BG012814.D
Acq: 28 Jan 2011 8:09 pm

Tgt Ion: 92 Resp: 15747

Ion	Ratio	Lower	Upper
92	100		
91	170.1	121.5	161.5#

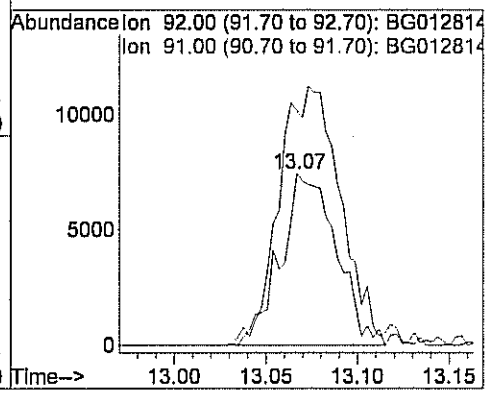

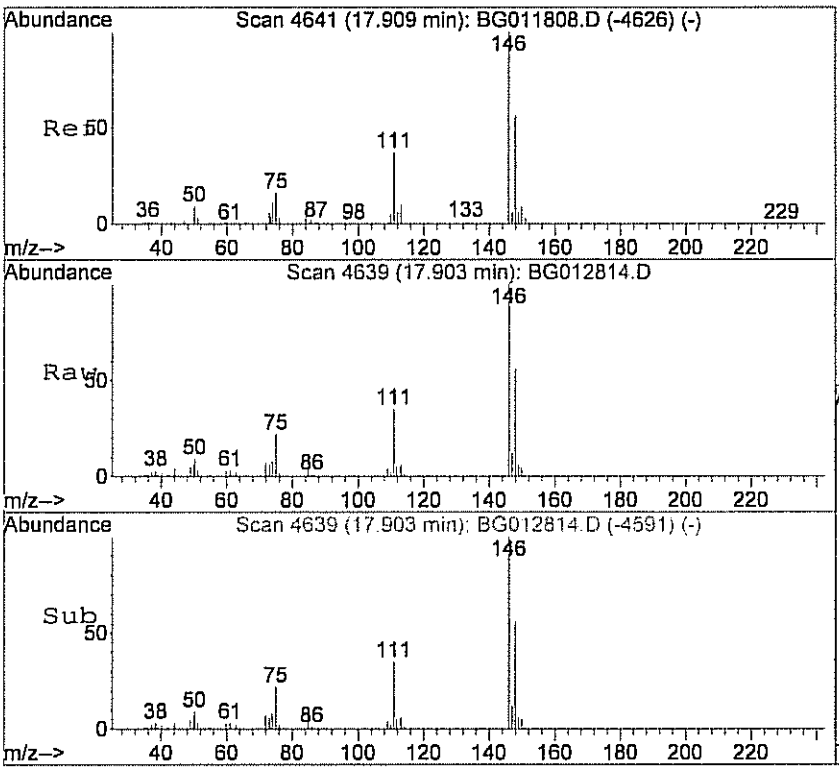

#64
1,4-dichlorobenzene
Concen: 0.48 ppb
RT: 17.90 min Scan# 4639
Delta R.T. 0.00 min
Lab File: BG012814.D
Acq: 28 Jan 2011 8:09 pm

Tgt Ion:146 Resp: 16175

Ion	Ratio	Lower	Upper
146	100		
148	74.3	35.1	75.1
111	37.4	12.4	52.4

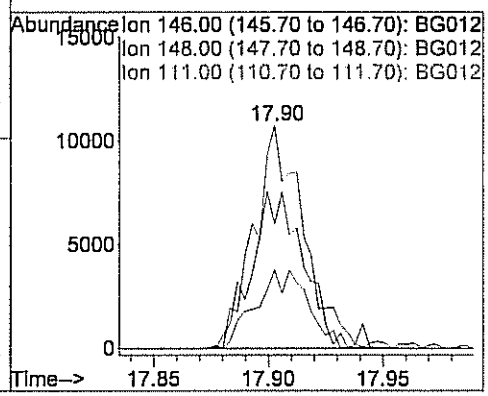

Quantitation Report (QT Reviewed)

Data File : C:\MSDCHEM\1\DATA\BG012815.D Vial: 43
Acq On : 28 Jan 2011 8:42 pm Operator: LL
Sample : C1101036-001A 320X Inst : MSD #2
Misc : 1ugm3 & 0.25TCE,CT,VNCL Sample Multiplr: 1.00
MS Integration Params: RTEINT.P
Quant Time: Feb 01 12:18:59 2011 Quant Results File: B118_1UG.RES

Quant Method : C:\MSDCHEM\1\METHODS\B118_1UG.M (RTE Integrator)
Title : TO-15 VOA Standards for 5 point calibration
Last Update : Wed Jan 26 14:01:48 2011
Response via : Initial Calibration
DataAcq Meth : B118_1UG

Internal Standards	R.T.	QIon	Response	Conc	Units	Dev(Min)
1) Bromochloromethane	7.87	128	17450	1.00	ppb	0.00
30) 1,4-difluorobenzene	10.19	114	31405	1.00	ppb	0.00
44) Chlorobenzene-d5	14.98	117	34857	1.00	ppb	0.00
System Monitoring Compounds						
57) Bromofluorobenzene	16.52	95	17048	0.91	ppb	0.00
Spiked Amount 1.000	Range 70 - 130		Recovery = 91.00%			
Target Compounds						Qvalue
13) Isopropyl alcohol	4.83	45	25635m	1.21	ppb	
16) Methylene chloride	5.38	84	4542	0.17	ppb	# 32

LL

(#) = qualifier out of range (m) = manual integration (+) = signals summed

Quantitation Report (QT Reviewed)

Data File : C:\MSDCHEM\1\DATA\BG012815.D Vial: 43
Acq On : 28 Jan 2011 8:42 pm Operator: LL
Sample : C1101036-001A 320X Inst : MSD #2
Misc : 1ugm3 & 0.25TCE,CT,VNCL Sample Multiplr: 1.00
MS Integration Params: RTEINT.P
Quant Time: Feb 1 12:23 2011 Quant Results File: B118_1UG.RES

Method : C:\MSDCHEM\1\METHODS\B118_1UG.M (RTE Integrator)
Title : TO-15 VOA Standards for 5 point calibration
Last Update : Tue Feb 01 16:05:43 2011
Response via : Initial Calibration

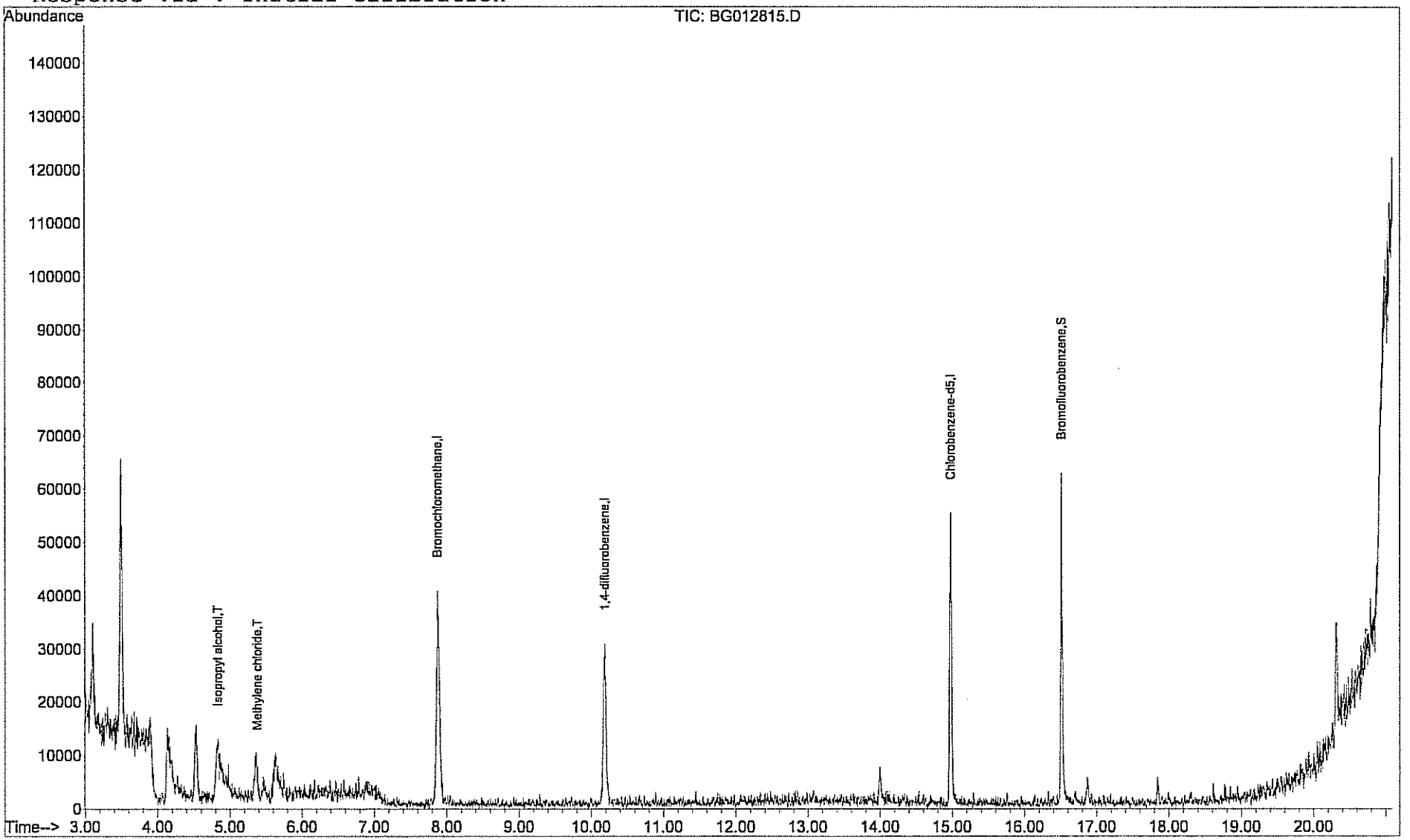

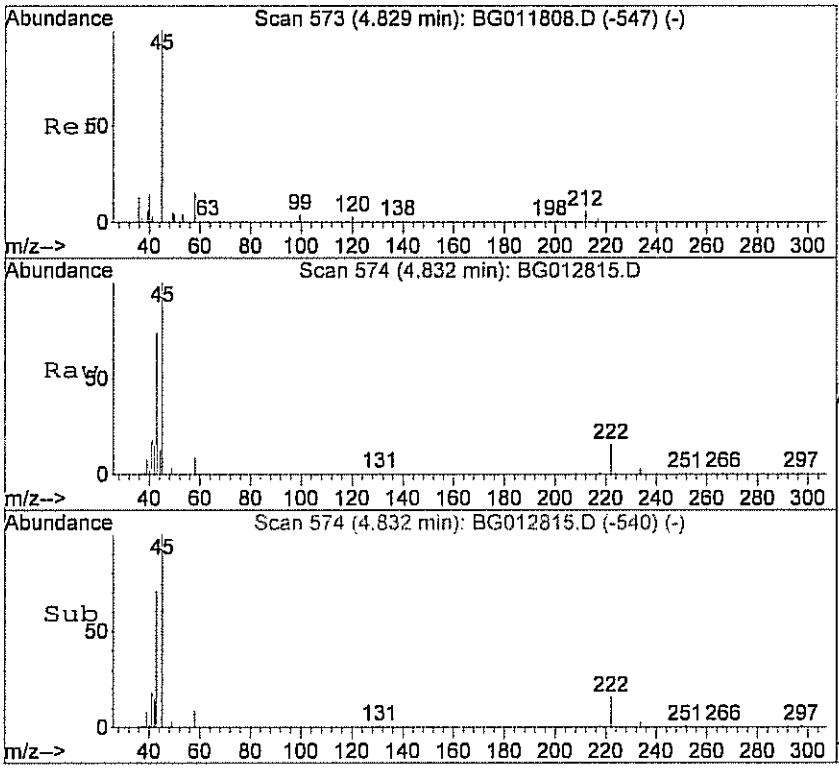

#13
Isopropyl alcohol
Concen: 1.21 ppb m
RT: 4.83 min Scan# 574
Delta R.T. -0.04 min
Lab File: BG012815.D
Acq: 28 Jan 2011 8:42 pm

Tgt Ion: 45 Resp: 25635

Ion	Ratio	Lower	Upper
45	100		
43	0.0	6.2	46.2#

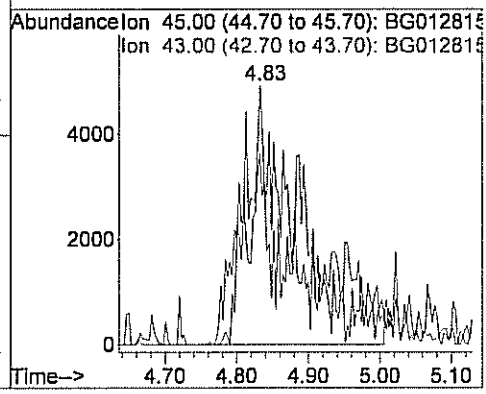

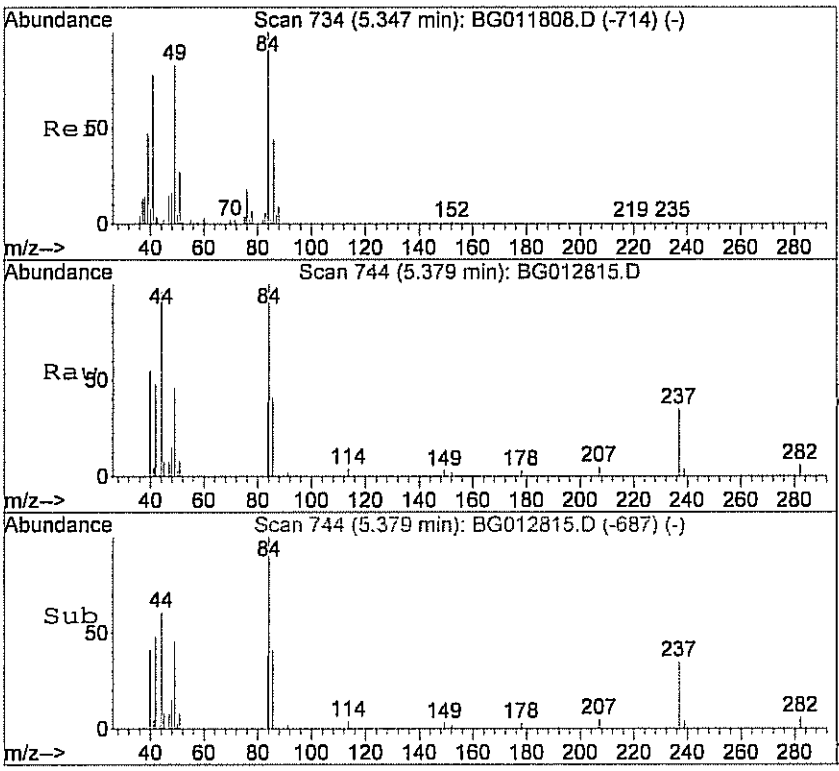

#16
Methylene chloride
Concen: 0.17 ppb
RT: 5.38 min Scan# 744
Delta R.T. 0.03 min
Lab File: BG012815.D
Acq: 28 Jan 2011 8:42 pm

Tgt Ion: 84 Resp: 4542

Ion	Ratio	Lower	Upper
84	100		
49	0.0	82.7	122.7#
86	51.4	35.7	75.7

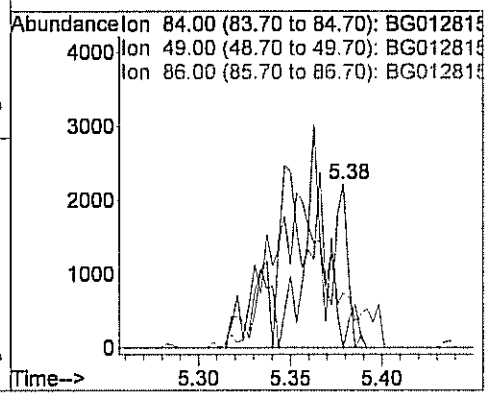

Centek Laboratories, LLC

Date: *24-Feb-11*

CLIENT:	Arcadis	**Client Sample ID:**	IA-VMP 5B
Lab Order:	C1101036	**Tag Number:**	353,177
Project:	Lockheed Martin NJ001014.0001	**Collection Date:**	1/25/2011
Lab ID:	C1101036-002A	**Matrix:**	AIR

Analyses	Result	**Limit	Qual	Units	DF	Date Analyzed
FIELD PARAMETERS		FLD				Analyst:
Lab Vacuum In	-5			"Hg		1/26/2011
Lab Vacuum Out	-30			"Hg		1/26/2011
1UG/M3 W/ 0.25UG/M3 CT-TCE-VC		TO-15				Analyst: LL
1,1,1-Trichloroethane	< 0.15	0.15		ppbV	1	1/26/2011 8:31:00 PM
1,1,2,2-Tetrachloroethane	< 0.15	0.15		ppbV	1	1/26/2011 8:31:00 PM
1,1,2-Trichloroethane	< 0.15	0.15		ppbV	1	1/26/2011 8:31:00 PM
1,1-Dichloroethane	< 0.15	0.15		ppbV	1	1/26/2011 8:31:00 PM
1,1-Dichloroethene	< 0.15	0.15		ppbV	1	1/26/2011 8:31:00 PM
1,2,4-Trichlorobenzene	< 0.15	0.15		ppbV	1	1/26/2011 8:31:00 PM
1,2,4-Trimethylbenzene	0.22	0.15		ppbV	1	1/26/2011 8:31:00 PM
1,2-Dibromoethane	< 0.15	0.15		ppbV	1	1/26/2011 8:31:00 PM
1,2-Dichlorobenzene	< 0.15	0.15		ppbV	1	1/26/2011 8:31:00 PM
1,2-Dichloroethane	< 0.15	0.15		ppbV	1	1/26/2011 8:31:00 PM
1,2-Dichloropropane	< 0.15	0.15		ppbV	1	1/26/2011 8:31:00 PM
1,3,5-Trimethylbenzene	0.10	0.15	J	ppbV	1	1/26/2011 8:31:00 PM
1,3-butadiene	< 0.15	0.15		ppbV	1	1/26/2011 8:31:00 PM
1,3-Dichlorobenzene	< 0.15	0.15		ppbV	1	1/26/2011 8:31:00 PM
1,4-Dichlorobenzene	1.1	0.15		ppbV	1	1/26/2011 8:31:00 PM
1,4-Dioxane	< 0.30	0.30		ppbV	1	1/26/2011 8:31:00 PM
2,2,4-trimethylpentane	< 0.15	0.15		ppbV	1	1/26/2011 8:31:00 PM
4-ethyltoluene	< 0.15	0.15		ppbV	1	1/26/2011 8:31:00 PM
Acetone	18	12		ppbV	40	1/28/2011 6:53:00 AM
Allyl chloride	< 0.15	0.15		ppbV	1	1/26/2011 8:31:00 PM
Benzene	0.28	0.15		ppbV	1	1/26/2011 8:31:00 PM
Benzyl chloride	< 0.15	0.15		ppbV	1	1/26/2011 8:31:00 PM
Bromodichloromethane	< 0.15	0.15		ppbV	1	1/26/2011 8:31:00 PM
Bromoform	< 0.15	0.15		ppbV	1	1/26/2011 8:31:00 PM
Bromomethane	< 0.15	0.15		ppbV	1	1/26/2011 8:31:00 PM
Carbon disulfide	< 0.15	0.15		ppbV	1	1/26/2011 8:31:00 PM
Carbon tetrachloride	0.050	0.040		ppbV	1	1/26/2011 8:31:00 PM
Chlorobenzene	< 0.15	0.15		ppbV	1	1/26/2011 8:31:00 PM
Chloroethane	< 0.15	0.15		ppbV	1	1/26/2011 8:31:00 PM
Chloroform	< 0.15	0.15		ppbV	1	1/26/2011 8:31:00 PM
Chloromethane	0.33	0.15		ppbV	1	1/26/2011 8:31:00 PM
cis-1,2-Dichloroethene	< 0.15	0.15		ppbV	1	1/26/2011 8:31:00 PM
cis-1,3-Dichloropropene	< 0.15	0.15		ppbV	1	1/26/2011 8:31:00 PM
Cyclohexane	0.46	0.15		ppbV	1	1/26/2011 8:31:00 PM
Dibromochloromethane	< 0.15	0.15		ppbV	1	1/26/2011 8:31:00 PM
Ethyl acetate	< 0.25	0.25		ppbV	1	1/26/2011 8:31:00 PM

Qualifiers:

**	Reporting Limit	.	Results reported are not blank corrected
B	Analyte detected in the associated Method Blank	E	Value above quantitation range
H	Holding times for preparation or analysis exceeded	J	Analyte detected at or below quantitation limits
JN	Non-routine analyte. Quantitation estimated.	ND	Not Detected at the Reporting Limit
S	Spike Recovery outside accepted recovery limits		

Centek Laboratories, LLC

Date: *24-Feb-11*

CLIENT:	Arcadis	**Client Sample ID:**	IA-VMP 5B
Lab Order:	C1101036	**Tag Number:**	353,177
Project:	Lockheed Martin NJ001014.0001	**Collection Date:**	1/25/2011
Lab ID:	C1101036-002A	**Matrix:**	AIR

Analyses	Result	**Limit	Qual	Units	DF	Date Analyzed
1UG/M3 W/ 0.25UG/M3 CT-TCE-VC		**TO-15**				Analyst: **LL**
Ethylbenzene	0.11	0.15	J	ppbV	1	1/26/2011 8:31:00 PM
Freon 11	0.22	0.15		ppbV	1	1/26/2011 8:31:00 PM
Freon 113	< 0.15	0.15		ppbV	1	1/26/2011 8:31:00 PM
Freon 114	< 0.15	0.15		ppbV	1	1/26/2011 8:31:00 PM
Freon 12	0.40	0.15		ppbV	1	1/26/2011 8:31:00 PM
Heptane	0.49	0.15		ppbV	1	1/26/2011 8:31:00 PM
Hexachloro-1,3-butadiene	< 0.15	0.15		ppbV	1	1/26/2011 8:31:00 PM
Hexane	0.35	0.15		ppbV	1	1/26/2011 8:31:00 PM
Isopropyl alcohol	240	48		ppbV	320	1/28/2011 7:27:00 AM
m&p-Xylene	0.26	0.30	J	ppbV	1	1/26/2011 8:31:00 PM
Methyl Butyl Ketone	< 0.30	0.30		ppbV	1	1/26/2011 8:31:00 PM
Methyl Ethyl Ketone	1.0	0.30		ppbV	1	1/26/2011 8:31:00 PM
Methyl Isobutyl Ketone	< 0.30	0.30		ppbV	1	1/26/2011 8:31:00 PM
Methyl tert-butyl ether	< 0.15	0.15		ppbV	1	1/26/2011 8:31:00 PM
Methylene chloride	140	48		ppbV	320	1/28/2011 7:27:00 AM
o-Xylene	0.10	0.15	J	ppbV	1	1/26/2011 8:31:00 PM
Propylene	< 0.15	0.15		ppbV	1	1/26/2011 8:31:00 PM
Styrene	< 0.15	0.15		ppbV	1	1/26/2011 8:31:00 PM
Tetrachloroethylene	< 0.15	0.15		ppbV	1	1/26/2011 8:31:00 PM
Tetrahydrofuran	3.2	0.15		ppbV	1	1/26/2011 8:31:00 PM
Toluene	2.0	0.15		ppbV	1	1/26/2011 8:31:00 PM
trans-1,2-Dichloroethene	< 0.15	0.15		ppbV	1	1/26/2011 8:31:00 PM
trans-1,3-Dichloropropene	< 0.15	0.15		ppbV	1	1/26/2011 8:31:00 PM
Trichloroethene	0.070	0.040		ppbV	1	1/26/2011 8:31:00 PM
Vinyl acetate	< 0.15	0.15		ppbV	1	1/26/2011 8:31:00 PM
Vinyl Bromide	< 0.15	0.15		ppbV	1	1/26/2011 8:31:00 PM
Vinyl chloride	< 0.040	0.040		ppbV	1	1/26/2011 8:31:00 PM
Surr: Bromofluorobenzene	101	70-130		%REC	1	1/26/2011 8:31:00 PM

Qualifiers:	**	Reporting Limit	.	Results reported are not blank corrected
	B	Analyte detected in the associated Method Blank	E	Value above quantitation range
	H	Holding times for preparation or analysis exceeded	J	Analyte detected at or below quantitation limits
	JN	Non-routine analyte. Quantitation estimated.	ND	Not Detected at the Reporting Limit
	S	Spike Recovery outside accepted recovery limits		

Centek Laboratories, LLC

Date: *24-Feb-11*

CLIENT:	Arcadis	**Client Sample ID:**	IA-VMP 5B
Lab Order:	C1101036	**Tag Number:**	353,177
Project:	Lockheed Martin NJ001014.0001	**Collection Date:**	1/25/2011
Lab ID:	C1101036-002A	**Matrix:**	AIR

Analyses	Result	**Limit	Qual	Units	DF	Date Analyzed
1UG/M3 W/ 0.25UG/M3 CT-TCE-VC		**TO-15**				Analyst: LL
1,1,1-Trichloroethane	< 0.83	0.83		ug/m3	1	1/26/2011 8:31:00 PM
1,1,2,2-Tetrachloroethane	< 1.0	1.0		ug/m3	1	1/26/2011 8:31:00 PM
1,1,2-Trichloroethane	< 0.83	0.83		ug/m3	1	1/26/2011 8:31:00 PM
1,1-Dichloroethane	< 0.62	0.62		ug/m3	1	1/26/2011 8:31:00 PM
1,1-Dichloroethene	< 0.60	0.60		ug/m3	1	1/26/2011 8:31:00 PM
1,2,4-Trichlorobenzene	< 1.1	1.1		ug/m3	1	1/26/2011 8:31:00 PM
1,2,4-Trimethylbenzene	1.1	0.75		ug/m3	1	1/26/2011 8:31:00 PM
1,2-Dibromoethane	< 1.2	1.2		ug/m3	1	1/26/2011 8:31:00 PM
1,2-Dichlorobenzene	< 0.92	0.92		ug/m3	1	1/26/2011 8:31:00 PM
1,2-Dichloroethane	< 0.62	0.62		ug/m3	1	1/26/2011 8:31:00 PM
1,2-Dichloropropane	< 0.70	0.70		ug/m3	1	1/26/2011 8:31:00 PM
1,3,5-Trimethylbenzene	0.50	0.75	J	ug/m3	1	1/26/2011 8:31:00 PM
1,3-butadiene	< 0.34	0.34		ug/m3	1	1/26/2011 8:31:00 PM
1,3-Dichlorobenzene	< 0.92	0.92		ug/m3	1	1/26/2011 8:31:00 PM
1,4-Dichlorobenzene	6.7	0.92		ug/m3	1	1/26/2011 8:31:00 PM
1,4-Dioxane	< 1.1	1.1		ug/m3	1	1/26/2011 8:31:00 PM
2,2,4-trimethylpentane	< 0.71	0.71		ug/m3	1	1/26/2011 8:31:00 PM
4-ethyltoluene	< 0.75	0.75		ug/m3	1	1/26/2011 8:31:00 PM
Acetone	43	29		ug/m3	40	1/28/2011 6:53:00 AM
Allyl chloride	< 0.48	0.48		ug/m3	1	1/26/2011 8:31:00 PM
Benzene	0.91	0.49		ug/m3	1	1/26/2011 8:31:00 PM
Benzyl chloride	< 0.88	0.88		ug/m3	1	1/26/2011 8:31:00 PM
Bromodichloromethane	< 1.0	1.0		ug/m3	1	1/26/2011 8:31:00 PM
Bromoform	< 1.6	1.6		ug/m3	1	1/26/2011 8:31:00 PM
Bromomethane	< 0.59	0.59		ug/m3	1	1/26/2011 8:31:00 PM
Carbon disulfide	< 0.47	0.47		ug/m3	1	1/26/2011 8:31:00 PM
Carbon tetrachloride	0.32	0.26		ug/m3	1	1/26/2011 8:31:00 PM
Chlorobenzene	< 0.70	0.70		ug/m3	1	1/26/2011 8:31:00 PM
Chloroethane	< 0.40	0.40		ug/m3	1	1/26/2011 8:31:00 PM
Chloroform	< 0.74	0.74		ug/m3	1	1/26/2011 8:31:00 PM
Chloromethane	0.69	0.31		ug/m3	1	1/26/2011 8:31:00 PM
cis-1,2-Dichloroethene	< 0.60	0.60		ug/m3	1	1/26/2011 8:31:00 PM
cis-1,3-Dichloropropene	< 0.69	0.69		ug/m3	1	1/26/2011 8:31:00 PM
Cyclohexane	1.6	0.52		ug/m3	1	1/26/2011 8:31:00 PM
Dibromochloromethane	< 1.3	1.3		ug/m3	1	1/26/2011 8:31:00 PM
Ethyl acetate	< 0.92	0.92		ug/m3	1	1/26/2011 8:31:00 PM
Ethylbenzene	0.49	0.66	J	ug/m3	1	1/26/2011 8:31:00 PM
Freon 11	1.3	0.86		ug/m3	1	1/26/2011 8:31:00 PM
Freon 113	< 1.2	1.2		ug/m3	1	1/26/2011 8:31:00 PM
Freon 114	< 1.1	1.1		ug/m3	1	1/26/2011 8:31:00 PM

Qualifiers:

**	Reporting Limit	.	Results reported are not blank corrected
B	Analyte detected in the associated Method Blank	E	Value above quantitation range
H	Holding times for preparation or analysis exceeded	J	Analyte detected at or below quantitation limits
JN	Non-routine analyte. Quantitation estimated.	ND	Not Detected at the Reporting Limit
S	Spike Recovery outside accepted recovery limits		

Centek Laboratories, LLC

Date: *24-Feb-11*

CLIENT:	Arcadis	**Client Sample ID:**	IA-VMP 5B
Lab Order:	C1101036	**Tag Number:**	353,177
Project:	Lockheed Martin NJ001014.0001	**Collection Date:**	1/25/2011
Lab ID:	C1101036-002A	**Matrix:**	AIR

Analyses	Result	**Limit	Qual	Units	DF	Date Analyzed
1UG/M3 W/ 0.25UG/M3 CT-TCE-VC		**TO-15**				Analyst: LL
Freon 12	2.0	0.75		ug/m3	1	1/26/2011 8:31:00 PM
Heptane	2.0	0.62		ug/m3	1	1/26/2011 8:31:00 PM
Hexachloro-1,3-butadiene	< 1.6	1.6		ug/m3	1	1/26/2011 8:31:00 PM
Hexane	1.3	0.54		ug/m3	1	1/26/2011 8:31:00 PM
Isopropyl alcohol	590	120		ug/m3	320	1/28/2011 7:27:00 AM
m&p-Xylene	1.1	1.3	J	ug/m3	1	1/26/2011 8:31:00 PM
Methyl Butyl Ketone	< 1.2	1.2		ug/m3	1	1/26/2011 8:31:00 PM
Methyl Ethyl Ketone	3.1	0.90		ug/m3	1	1/26/2011 8:31:00 PM
Methyl Isobutyl Ketone	< 1.2	1.2		ug/m3	1	1/26/2011 8:31:00 PM
Methyl tert-butyl ether	< 0.55	0.55		ug/m3	1	1/26/2011 8:31:00 PM
Methylene chloride	500	170		ug/m3	320	1/28/2011 7:27:00 AM
o-Xylene	0.44	0.66	J	ug/m3	1	1/26/2011 8:31:00 PM
Propylene	< 0.26	0.26		ug/m3	1	1/26/2011 8:31:00 PM
Styrene	< 0.65	0.65		ug/m3	1	1/26/2011 8:31:00 PM
Tetrachloroethylene	< 1.0	1.0		ug/m3	1	1/26/2011 8:31:00 PM
Tetrahydrofuran	9.5	0.45		ug/m3	1	1/26/2011 8:31:00 PM
Toluene	7.5	0.57		ug/m3	1	1/26/2011 8:31:00 PM
trans-1,2-Dichloroethene	< 0.60	0.60		ug/m3	1	1/26/2011 8:31:00 PM
trans-1,3-Dichloropropene	< 0.69	0.69		ug/m3	1	1/26/2011 8:31:00 PM
Trichloroethene	0.38	0.22		ug/m3	1	1/26/2011 8:31:00 PM
Vinyl acetate	< 0.54	0.54		ug/m3	1	1/26/2011 8:31:00 PM
Vinyl Bromide	< 0.67	0.67		ug/m3	1	1/26/2011 8:31:00 PM
Vinyl chloride	< 0.10	0.10		ug/m3	1	1/26/2011 8:31:00 PM

Qualifiers:

**	Reporting Limit	.	Results reported are not blank corrected
B	Analyte detected in the associated Method Blank	E	Value above quantitation range
H	Holding times for preparation or analysis exceeded	J	Analyte detected at or below quantitation limits
JN	Non-routine analyte. Quantitation estimated.	ND	Not Detected at the Reporting Limit
S	Spike Recovery outside accepted recovery limits		

Quantitation Report (QT Reviewed)

Data File : C:\MSDCHEM\1\DATA\BG012616.D Vial: 19
Acq On : 26 Jan 2011 8:31 pm Operator: LL
Sample : C1101036-002A Inst : MSD #2
Misc : 1ugm3 & 0.25TCE,CT,VNCL Sample Multiplr: 1.00
MS Integration Params: RTEINT.P
Quant Time: Jan 28 17:29:28 2011 Quant Results File: B118_1UG.RES

Quant Method : C:\MSDCHEM\1\METHODS\B118_1UG.M (RTE Integrator)
Title : TO-15 VOA Standards for 5 point calibration
Last Update : Wed Jan 26 14:01:48 2011
Response via : Initial Calibration
DataAcq Meth : B118_1UG

Internal Standards	R.T.	QIon	Response	Conc	Units		Dev(Min)
1) Bromochloromethane	7.89	128	16919	1.00	ppb		0.02
30) 1,4-difluorobenzene	10.18	114	53226	1.00	ppb		0.00
44) Chlorobenzene-d5	14.97	117	40167	1.00	ppb		0.00
System Monitoring Compounds							
57) Bromofluorobenzene	16.51	95	21671	1.01	ppb		0.00
Spiked Amount 1.000	Range 70 - 130		Recovery = 101.00%				
Target Compounds							Qvalue
3) Freon 12	3.13	85	41392	0.40	ppb		99
4) Chloromethane	3.28	50	12370	0.33	ppb	#	50
11) Freon 11	4.33	101	22293	0.22	ppb		97
12) Acetone	4.58	58	139111m	12.26	ppb		
13) Isopropyl alcohol	4.63	45	6527631m	316.66	ppb		
16) Methylene chloride	5.35	84	3030925	116.63	ppb	#	83
23) Methyl Ethyl Ketone	7.35	43	18134m	1.03	ppb		
25) Hexane	7.07	41	10663m	0.35	ppb		
28) Tetrahydrofuran	8.58	42	21033m	3.18	ppb		
32) Cyclohexane	9.48	56	12297	0.46	ppb	#	48
33) Carbon tetrachloride	9.42	117	5412m	0.05	ppb		
34) Benzene	9.41	78	21098	0.28	ppb		97
37) Heptane	10.75	43	13805	0.49	ppb		93
38) Trichloroethene	10.87	130	3124m	0.07	ppb		
45) Toluene	13.07	92	57545	1.95	ppb	#	75
52) Ethylbenzene	15.28	91	5282	0.11	ppb		79
53) m&p-xylene	15.45	91	11287	0.26	ppb		86
56) o-xylene	15.90	91	4593	0.10	ppb		87
60) 1,3,5-trimethylbenzene	17.13	105	4055m	0.10	ppb		
61) 1,2,4-trimethylbenzene	17.54	105	6001	0.22	ppb		77
64) 1,4-dichlorobenzene	17.91	146	35992	1.10	ppb		90

(#) = qualifier out of range (m) = manual integration (+) = signals summed

Quantitation Report (QT Reviewed)

Data File : C:\MSDCHEM\1\DATA\BG012616.D Vial: 19
Acq On : 26 Jan 2011 8:31 pm Operator: LL
Sample : C1101036-002A Inst : MSD #2
Misc : 1ugm3 & 0.25TCE,CT,VNCL Sample Multiplr: 1.00
MS Integration Params: RTEINT.P
Quant Time: Jan 28 17:37 2011 Quant Results File: B118_1UG.RES

Method : C:\MSDCHEM\1\METHODS\B118_1UG.M (RTE Integrator)
Title : TO-15 VOA Standards for 5 point calibration
Last Update : Tue Feb 01 16:05:43 2011
Response via : Initial Calibration

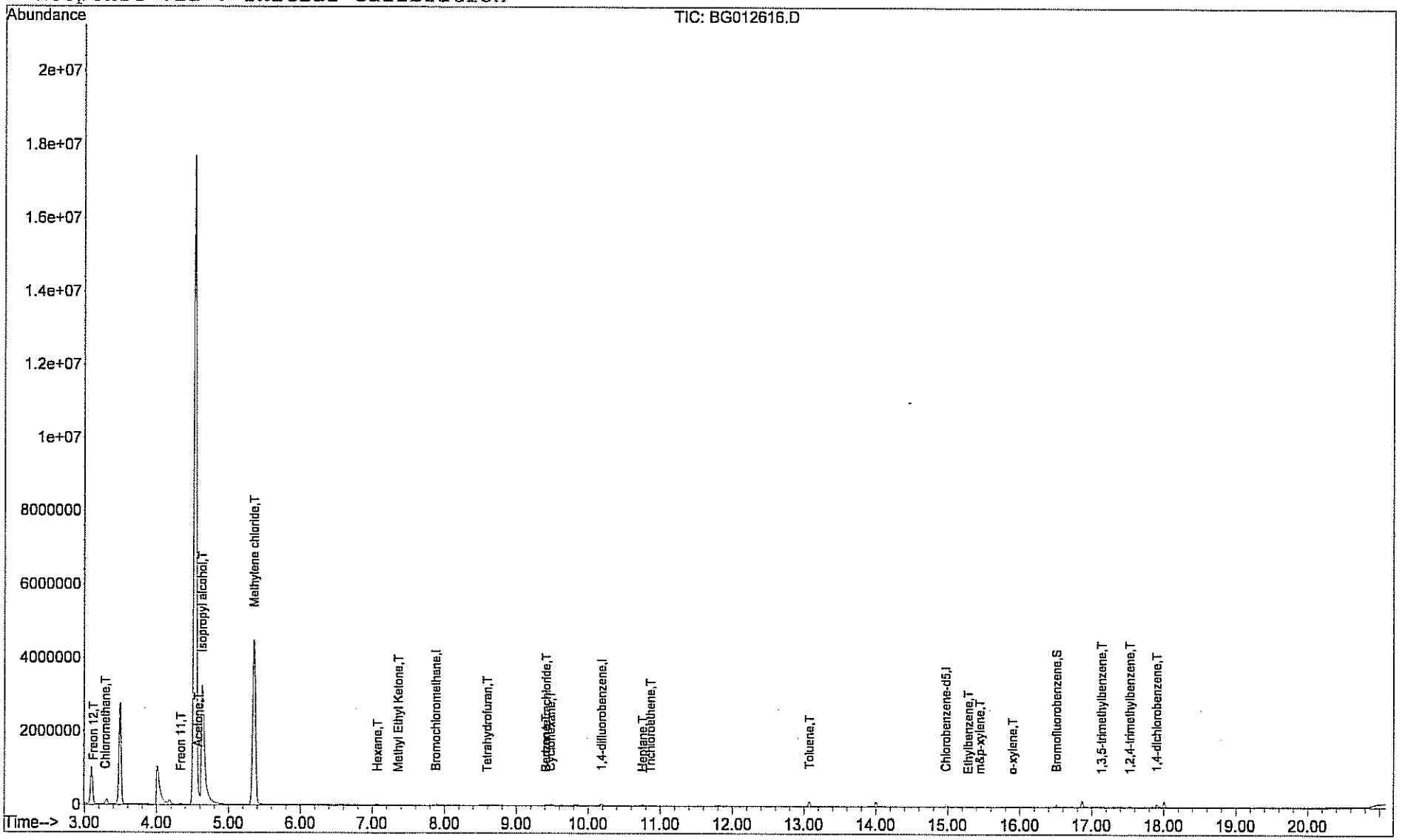

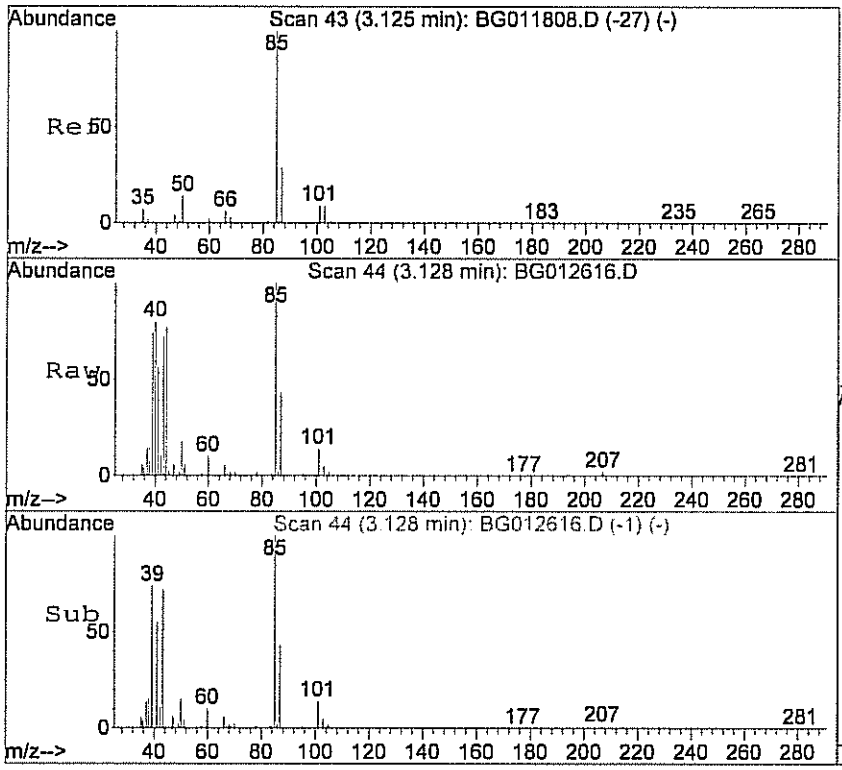

#3
Freon 12
Concen: 0.40 ppb
RT: 3.13 min Scan# 44
Delta R.T. 0.00 min
Lab File: BG012616.D
Acq: 26 Jan 2011 8:31 pm

Tgt Ion: 85 Resp: 41392

Ion	Ratio	Lower	Upper
85	100		
87	34.6	14.1	54.1

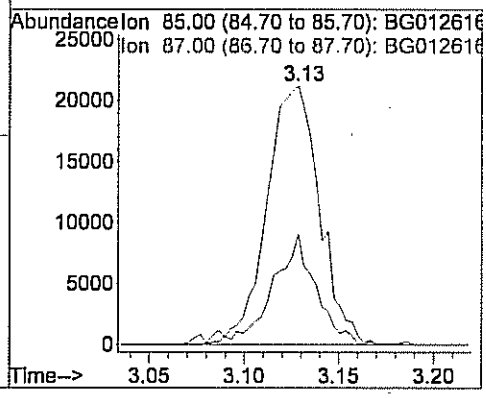

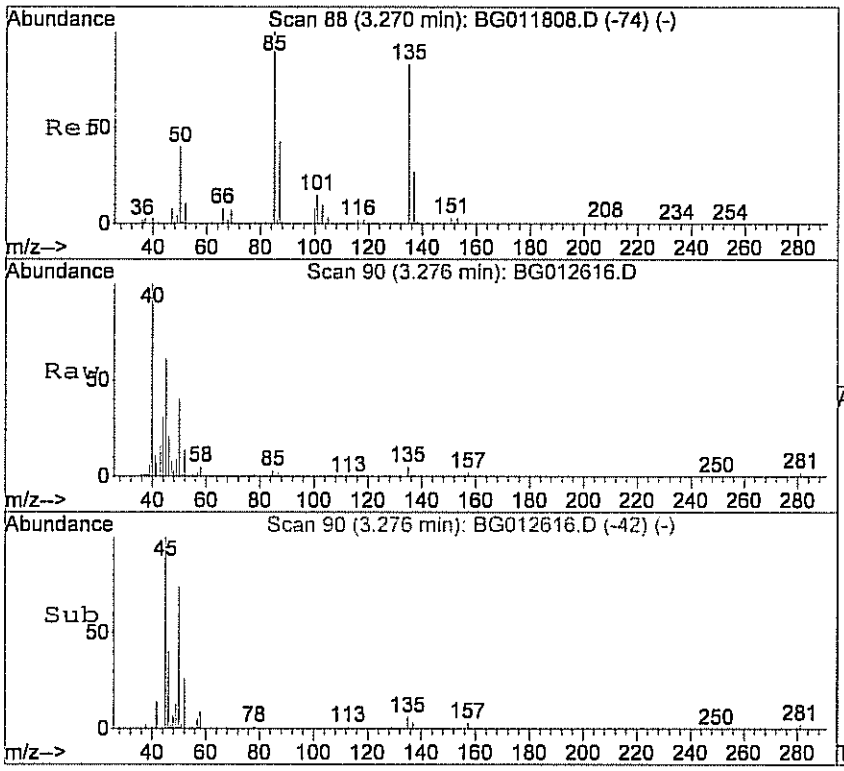

#4
Chloromethane
Concen: 0.33 ppb
RT: 3.28 min Scan# 90
Delta R.T. 0.00 min
Lab File: BG012616.D
Acq: 26 Jan 2011 8:31 pm

Tgt Ion: 50 Resp: 12370

Ion	Ratio	Lower	Upper
50	100		
52	38.4	0.0	36.8#

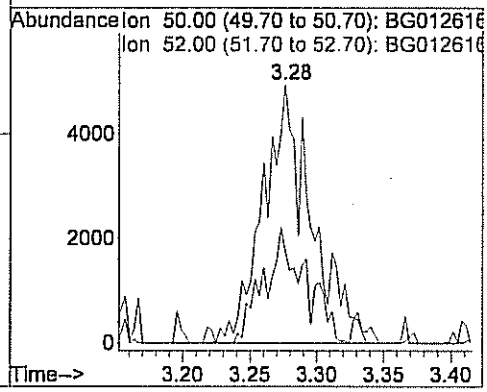

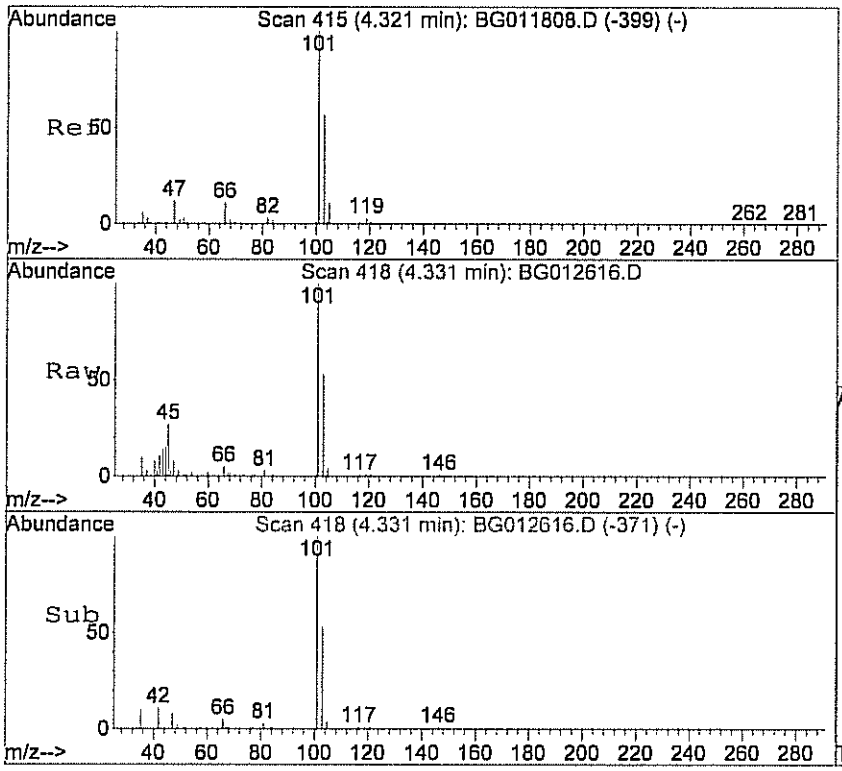

#11
Freon 11
Concen: 0.22 ppb
RT: 4.33 min Scan# 418
Delta R.T. -0.00 min
Lab File: BG012616.D
Acq: 26 Jan 2011 8:31 pm

Tgt Ion:101 Resp: 22293

Ion	Ratio	Lower	Upper
101	100		
103	67.0	49.2	89.2
105	10.5	0.0	27.9

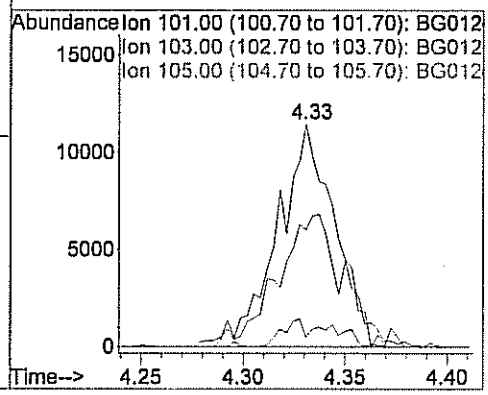

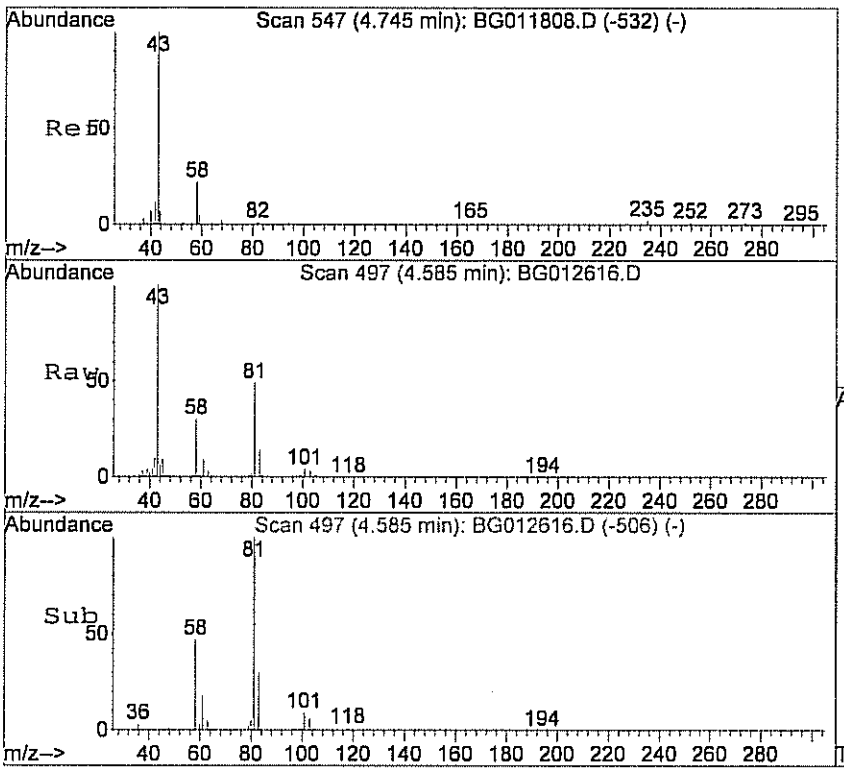

#12
Acetone
Concen: 12.26 ppb m
RT: 4.58 min Scan# 497
Delta R.T. -0.18 min
Lab File: BG012616.D
Acq: 26 Jan 2011 8:31 pm

Tgt Ion: 58 Resp: 139111

Ion	Ratio	Lower	Upper
58	100		
43	0.0	148.4	208.4#

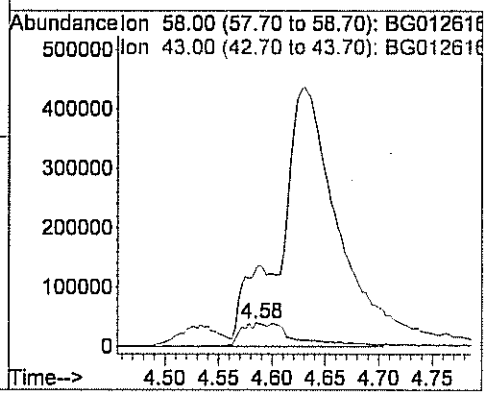

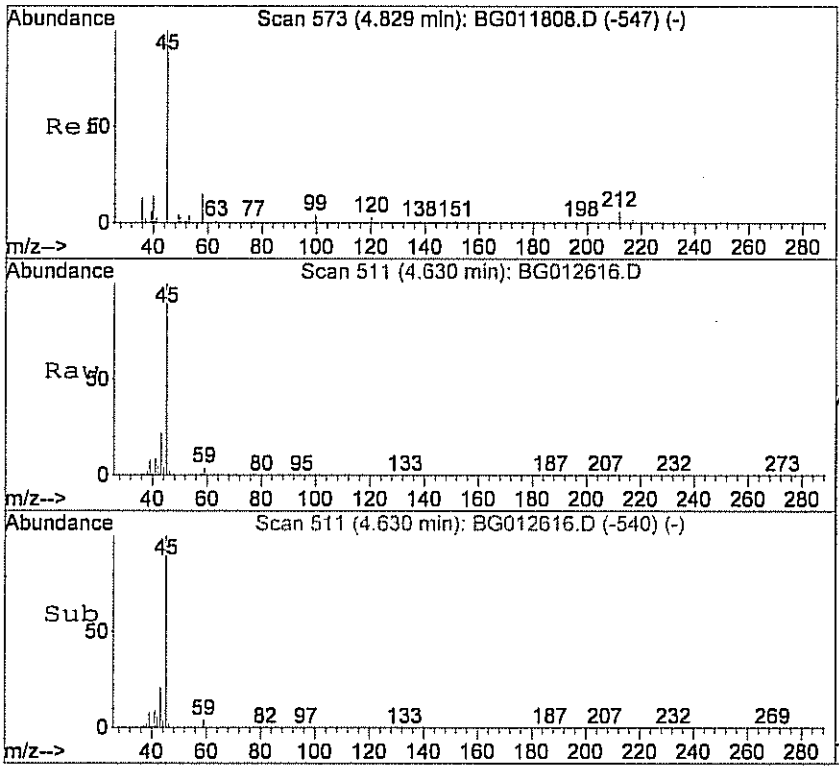

#13
Isopropyl alcohol
Concen: 316.66 ppb m
RT: 4.63 min Scan# 511
Delta R.T. -0.24 min
Lab File: BG012616.D
Acq: 26 Jan 2011 8:31 pm

Tgt Ion: 45 Resp: 6527631

Ion	Ratio	Lower	Upper
45	100		
43	0.1	6.2	46.2#

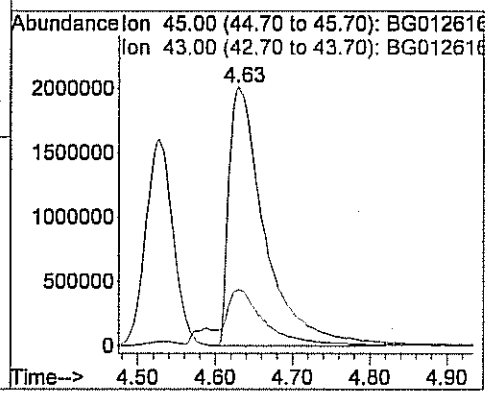

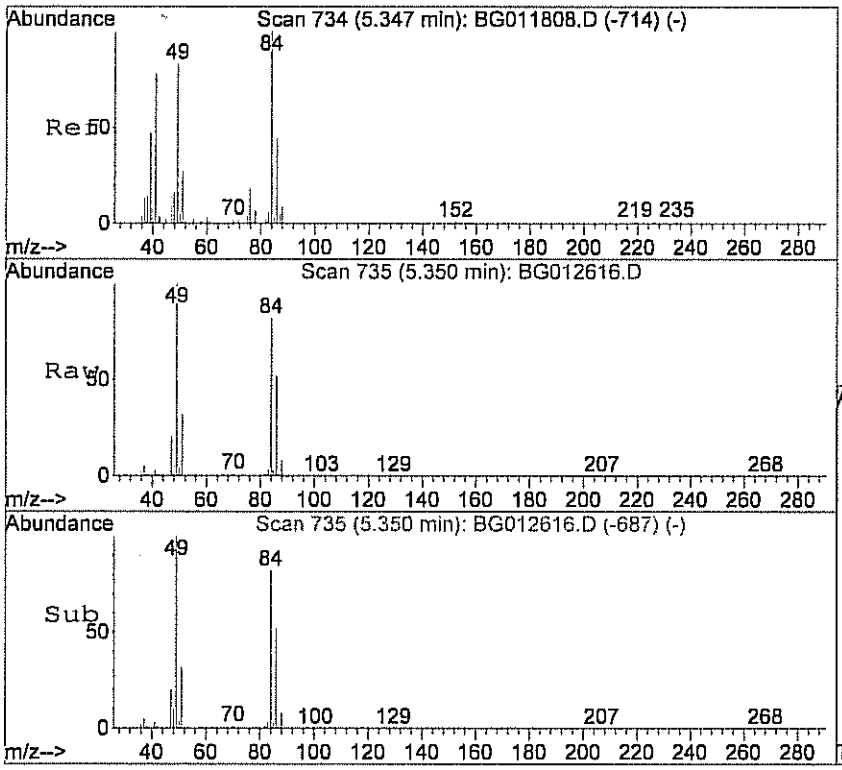

#16
Methylene chloride
Concen: 116.63 ppb
RT: 5.35 min Scan# 735
Delta R.T. 0.00 min
Lab File: BG012616.D
Acq: 26 Jan 2011 8:31 pm

Tgt Ion: 84 Resp: 3030925

Ion	Ratio	Lower	Upper
84	100		
49	122.9	82.7	122.7#
86	64.9	35.7	75.7

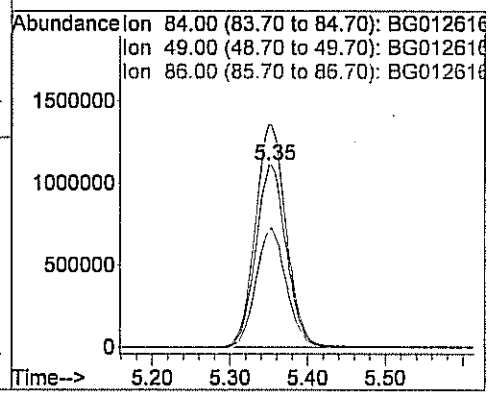

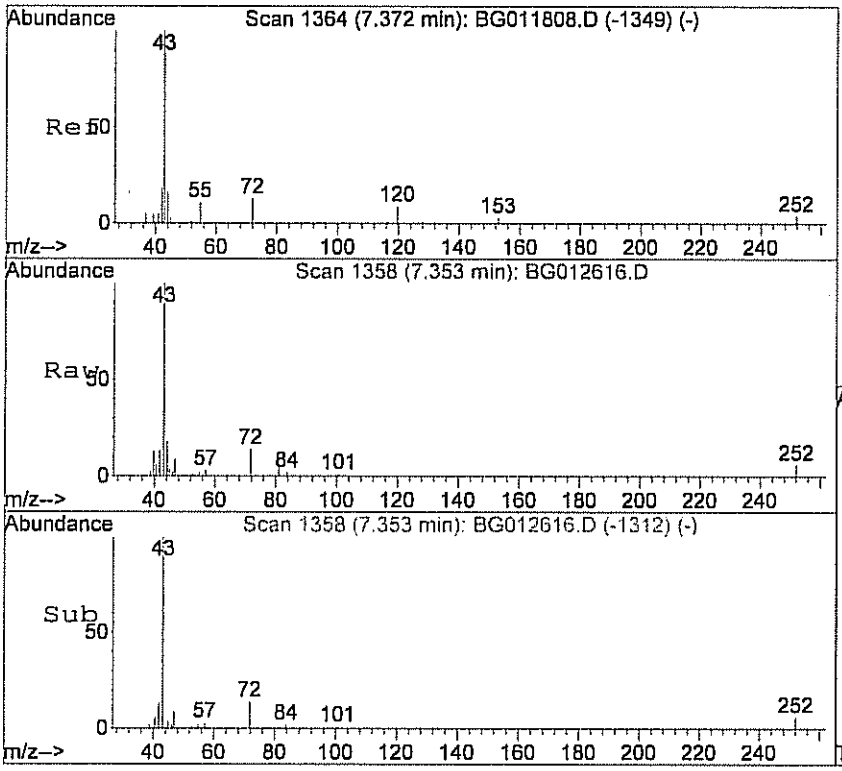

#23
Methyl Ethyl Ketone
Concen: 1.03 ppb m
RT: 7.35 min Scan# 1358
Delta R.T. -0.00 min
Lab File: BG012616.D
Acq: 26 Jan 2011 8:31 pm

Tgt Ion: 43 Resp: 18134

Ion	Ratio	Lower	Upper
43	100		
57	3.0	0.0	20.0
72	8.3	0.0	20.0

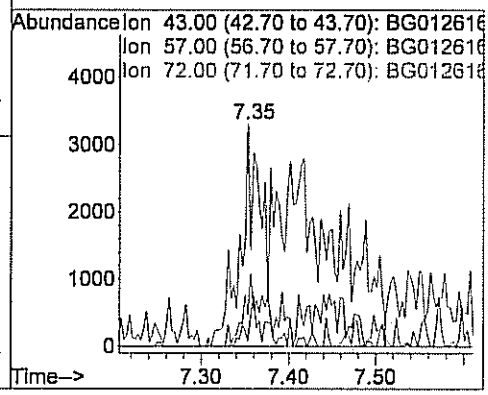

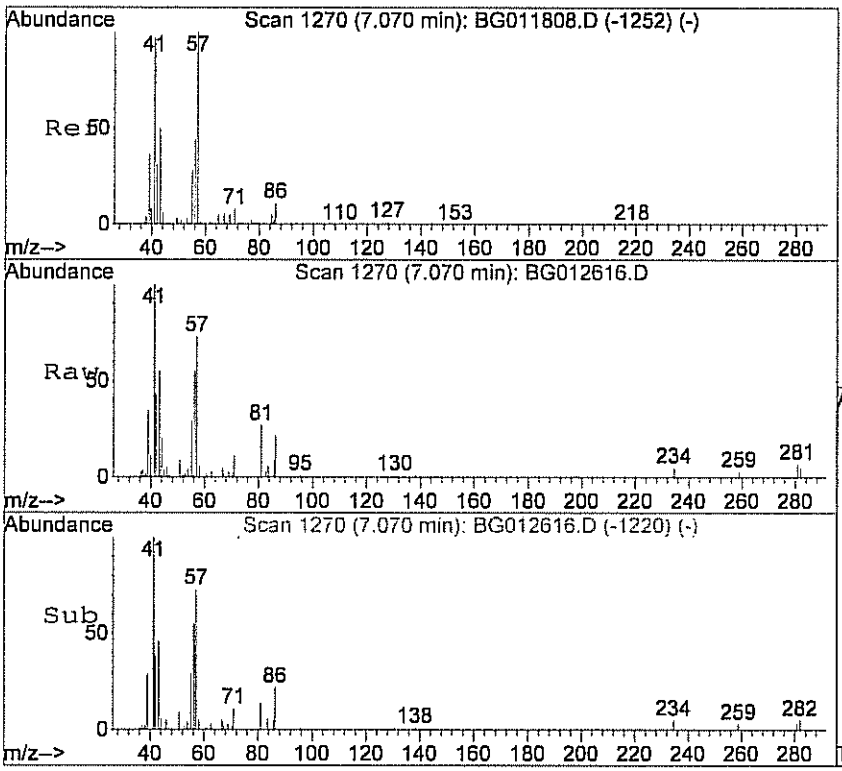

#25
Hexane
Concen: 0.35 ppb m
RT: 7.07 min Scan# 1270
Delta R.T. 0.01 min
Lab File: BG012616.D
Acq: 26 Jan 2011 8:31 pm

Tgt Ion: 41 Resp: 10663

Ion	Ratio	Lower	Upper
41	100		
57	75.3	67.3	107.3
43	54.8	22.9	62.9

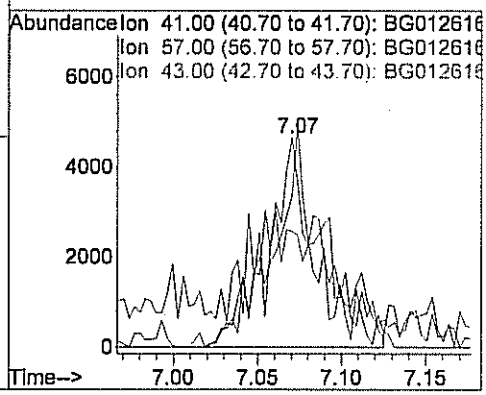

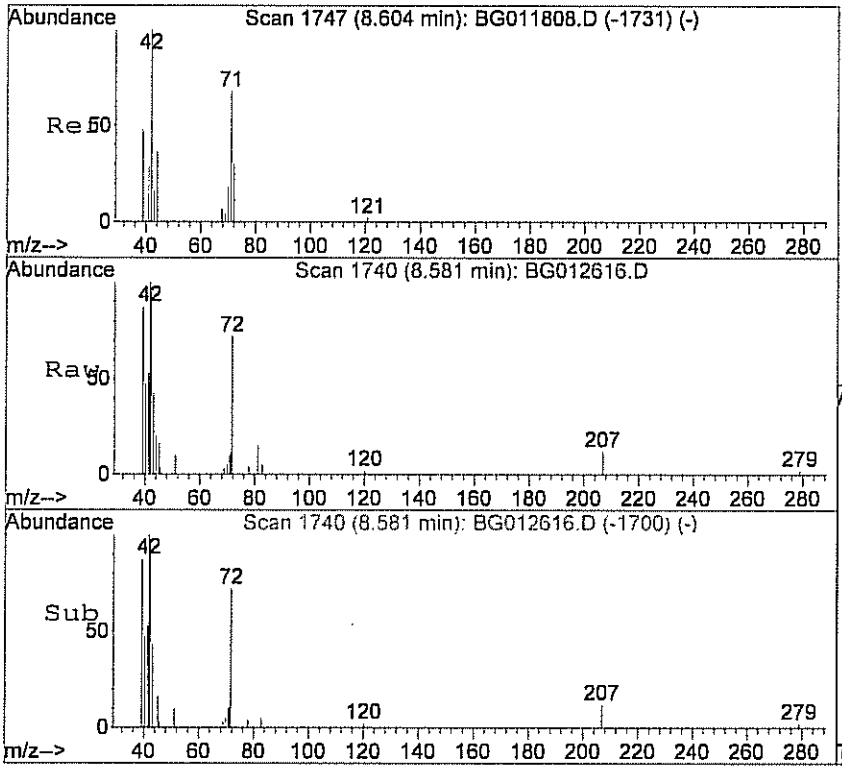

#28
Tetrahydrofuran
Concen: 3.18 ppb m
RT: 8.58 min Scan# 1740
Delta R.T. -0.02 min
Lab File: BG012616.D
Acq: 26 Jan 2011 8:31 pm

Tgt Ion: 42 Resp: 21033

Ion	Ratio	Lower	Upper
42	100		
71	2.8	9.8	49.8#
72	0.0	0.0	30.6

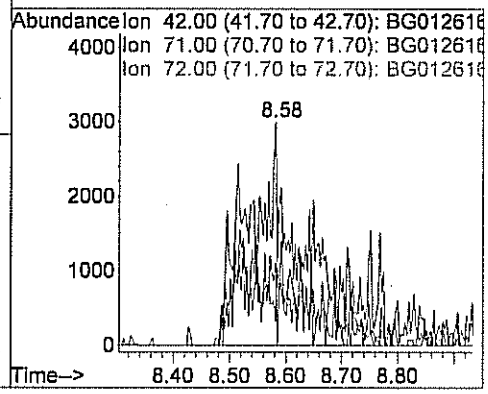

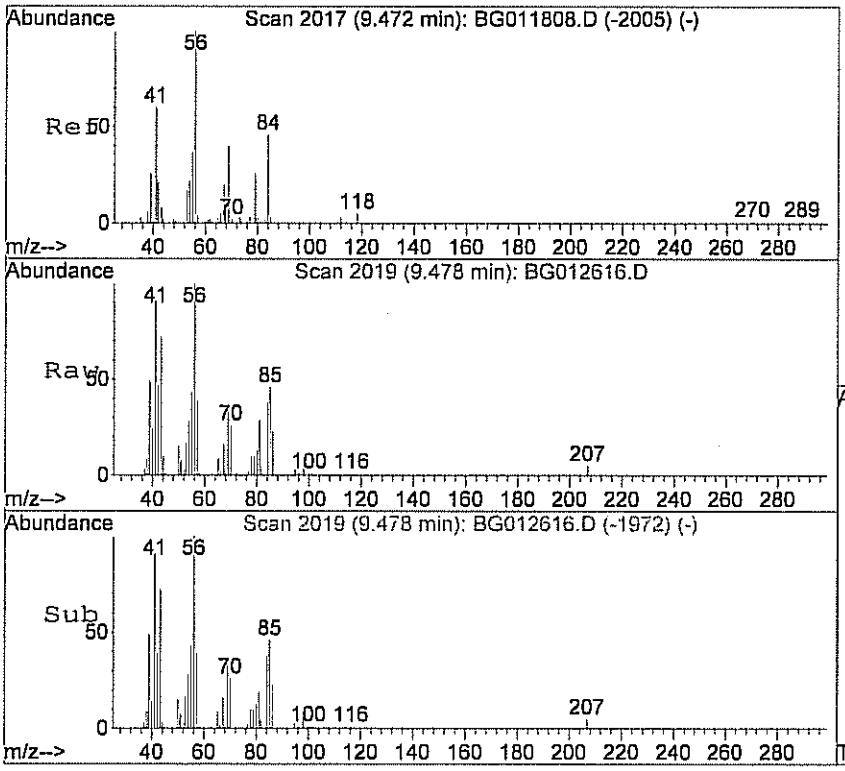

#32
Cyclohexane
Concen: 0.46 ppb
RT: 9.48 min Scan# 2019
Delta R.T. -0.00 min
Lab File: BG012616.D
Acq: 26 Jan 2011 8:31 pm

Tgt Ion: 56 Resp: 12297

Ion	Ratio	Lower	Upper
56	100		
41	117.1	40.6	80.6#
84	68.5	31.3	71.3

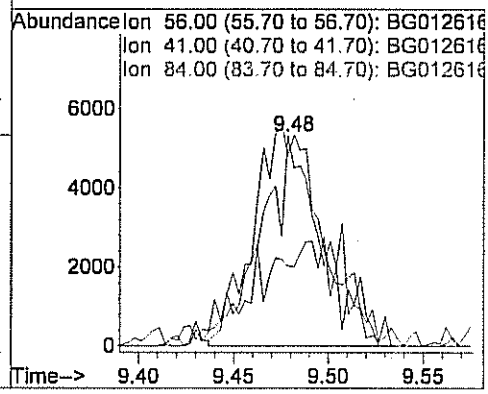

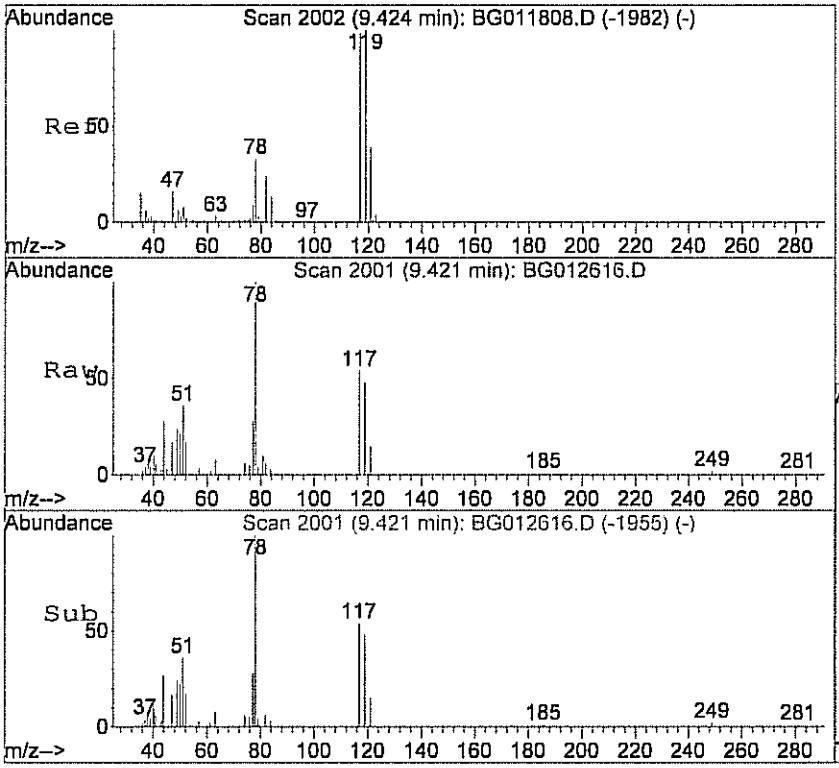

#33
Carbon tetrachloride
Concen: 0.05 ppb m
RT: 9.42 min Scan# 2001
Delta R.T. -0.00 min
Lab File: BG012616.D
Acq: 26 Jan 2011 8:31 pm

Tgt Ion:117 Resp: 5412

Ion	Ratio	Lower	Upper
117	100		
119	0.0	64.1	104.1#

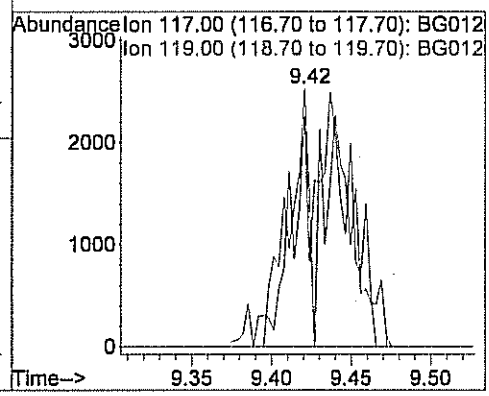

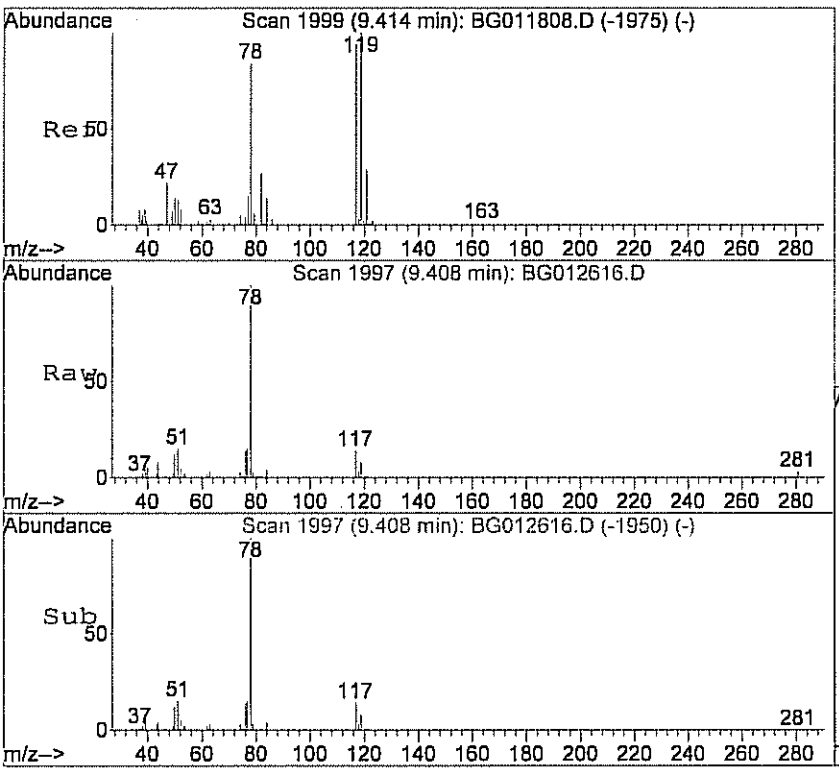

#34
Benzene
Concen: 0.28 ppb
RT: 9.41 min Scan# 1997
Delta R.T. -0.00 min
Lab File: BG012616.D
Acq: 26 Jan 2011 8:31 pm

Tgt Ion: 78 Resp: 21098

Ion	Ratio	Lower	Upper
78	100		
77	21.7	2.4	42.4
51	16.6	0.0	38.9

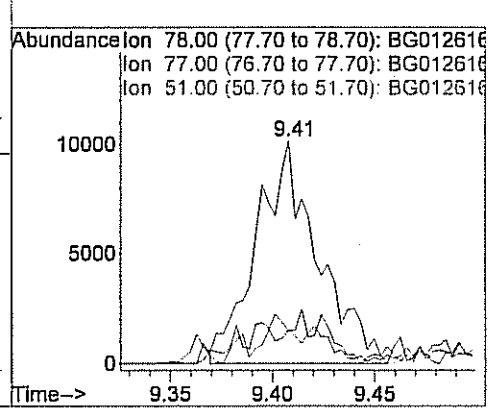

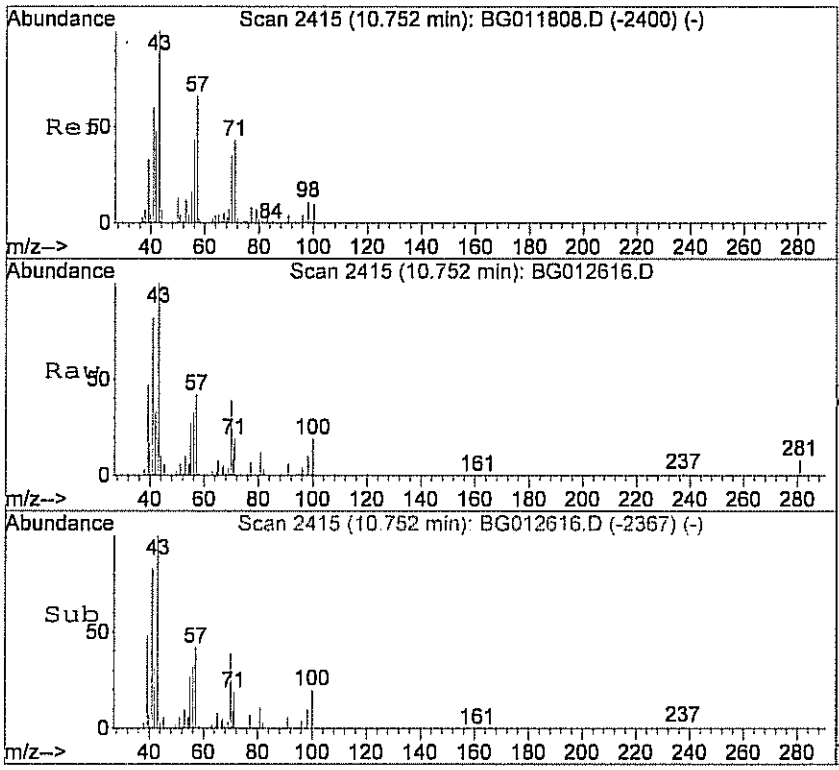

#37
Heptane
Concen: 0.49 ppb
RT: 10.75 min Scan# 2415
Delta R.T. 0.00 min
Lab File: BG012616.D
Acq: 26 Jan 2011 8:31 pm

Tgt Ion: 43 Resp: 13805

Ion	Ratio	Lower	Upper
43	100		
57	61.2	40.1	80.1
71	51.7	41.4	81.4

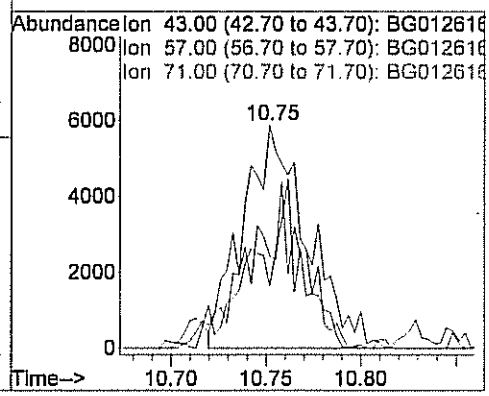

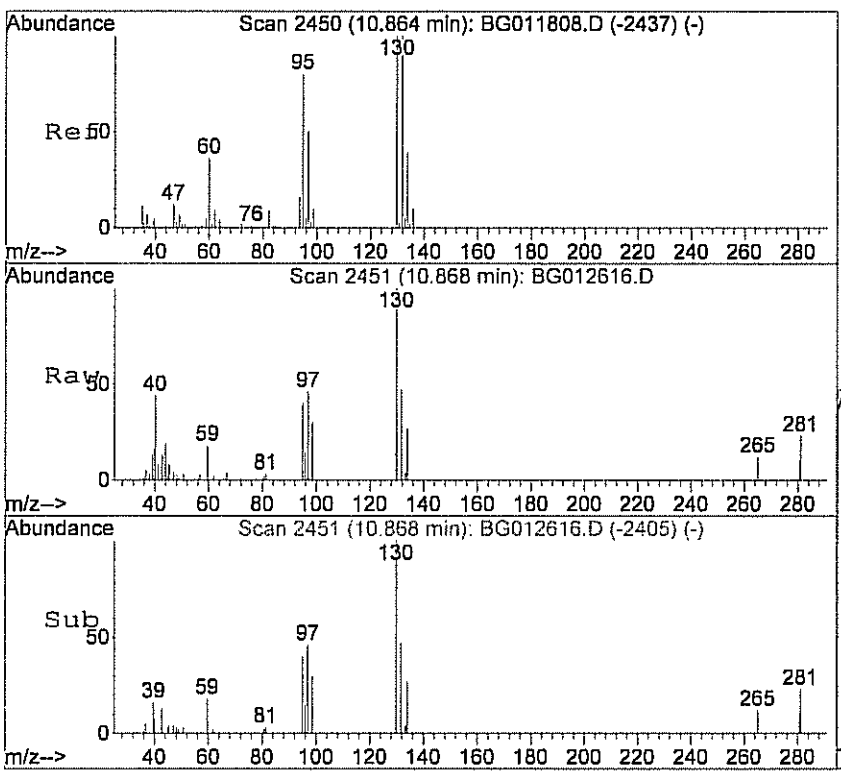

#38
Trichloroethene
Concen: 0.07 ppb m
RT: 10.87 min Scan# 2451
Delta R.T. -0.00 min
Lab File: BG012616.D
Acq: 26 Jan 2011 8:31 pm

Tgt Ion:130 Resp: 3124

Ion	Ratio	Lower	Upper
130	100		
132	0.0	63.9	103.9#
95	31.3	53.8	93.8#

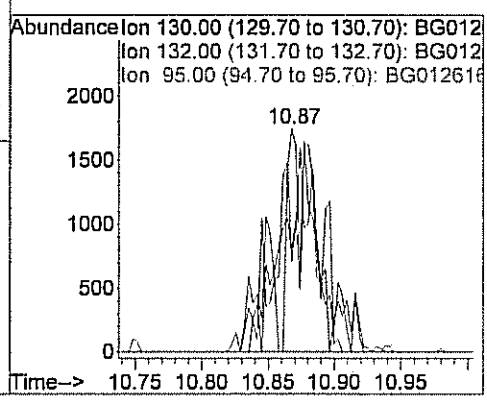

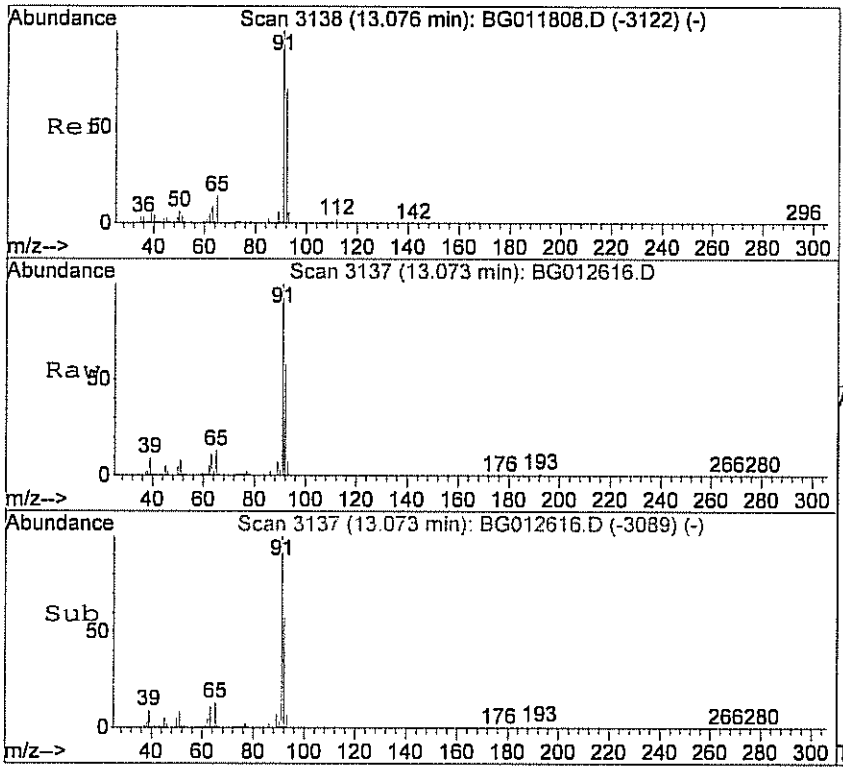

#45
Toluene
Concen: 1.95 ppb
RT: 13.07 min Scan# 3137
Delta R.T. 0.00 min
Lab File: BG012616.D
Acq: 26 Jan 2011 8:31 pm

Tgt Ion: 92 Resp: 57545

Ion	Ratio	Lower	Upper
92	100		
91	171.8	121.5	161.5#

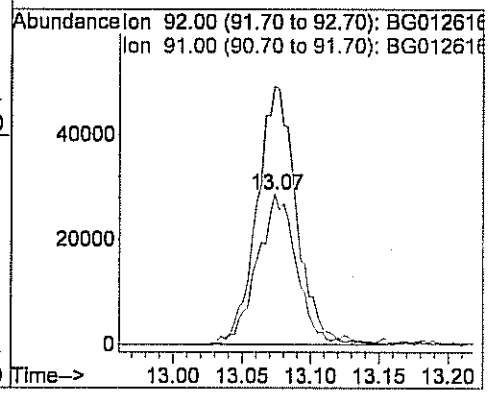

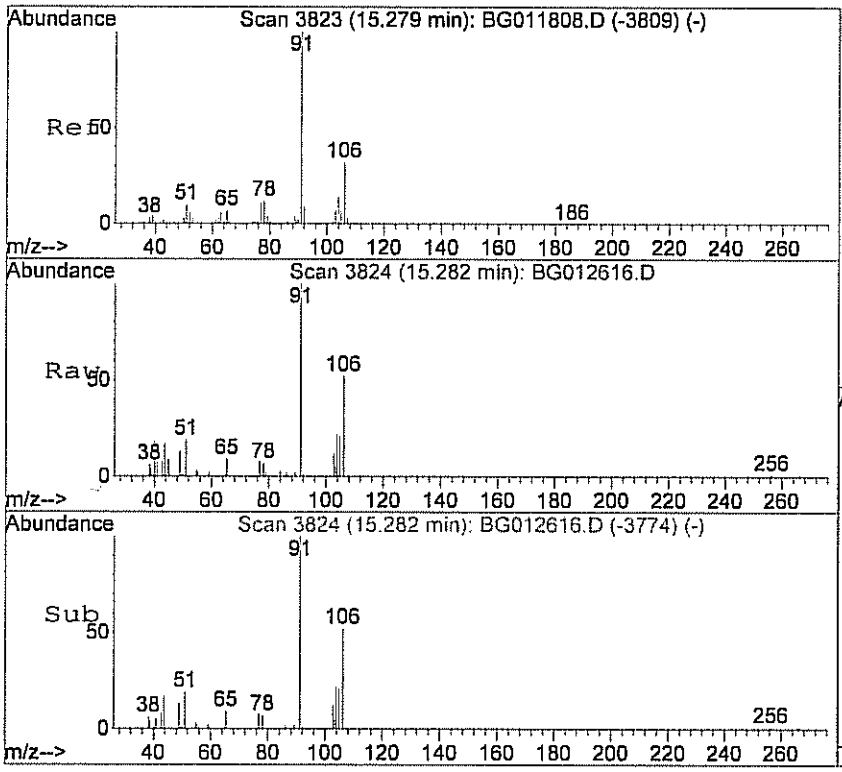

#52
Ethylbenzene
Concen: 0.11 ppb
RT: 15.28 min Scan# 3824
Delta R.T. 0.01 min
Lab File: BG012616.D
Acq: 26 Jan 2011 8:31 pm

Tgt Ion: 91 Resp: 5282

Ion	Ratio	Lower	Upper
91	100		
106	27.9	21.0	61.0

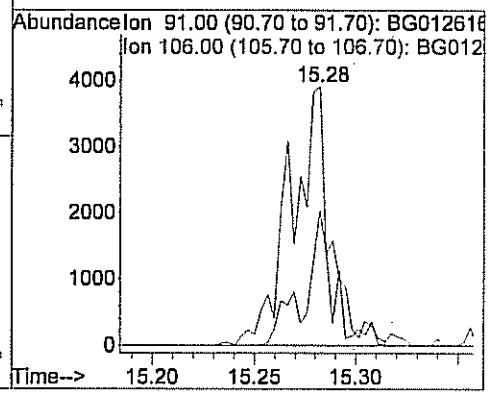

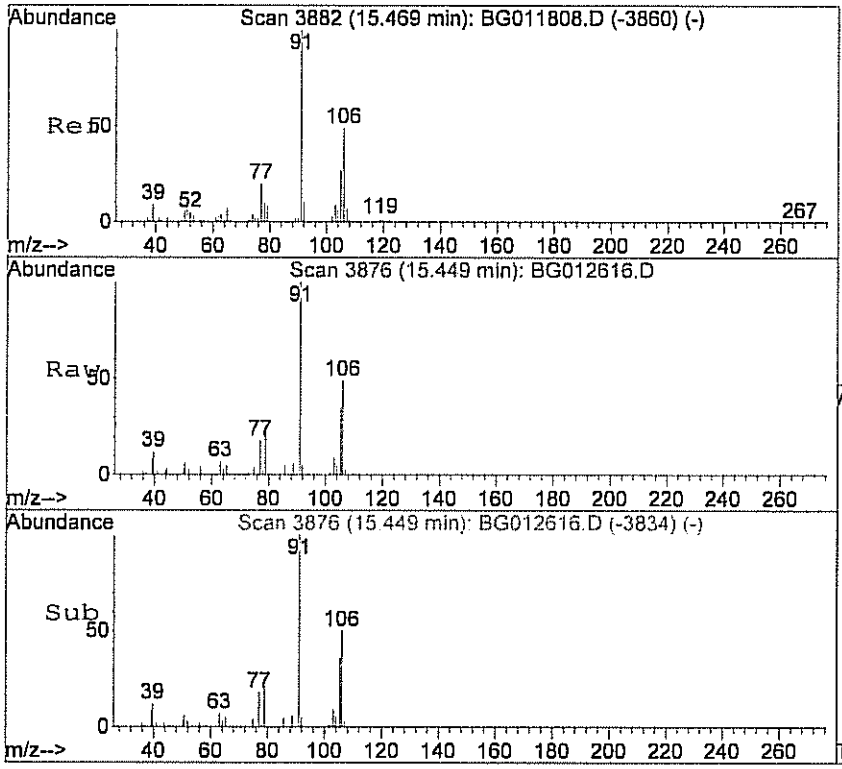

#53
m&p-xylene
Concen: 0.26 ppb
RT: 15.45 min Scan# 3876
Delta R.T. -0.02 min
Lab File: BG012616.D
Acq: 26 Jan 2011 8:31 pm

Tgt Ion: 91 Resp: 11287

Ion	Ratio	Lower	Upper
91	100		
106	64.3	34.5	74.5

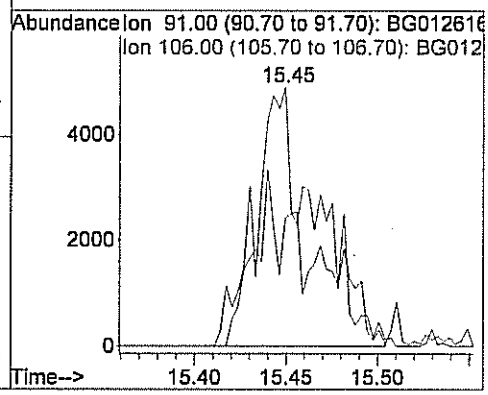

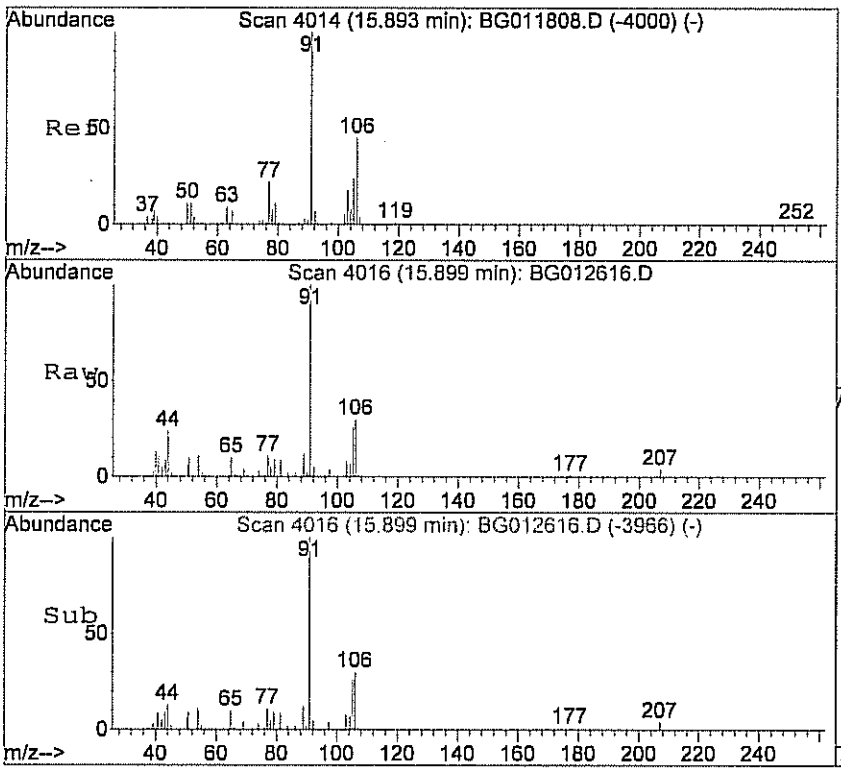

#56
o-xylene
Concen: 0.10 ppb
RT: 15.90 min Scan# 4016
Delta R.T. 0.01 min
Lab File: BG012616.D
Acq: 26 Jan 2011 8:31 pm

Tgt Ion: 91 Resp: 4593

Ion	Ratio	Lower	Upper
91	100		
106	41.8	30.8	70.8

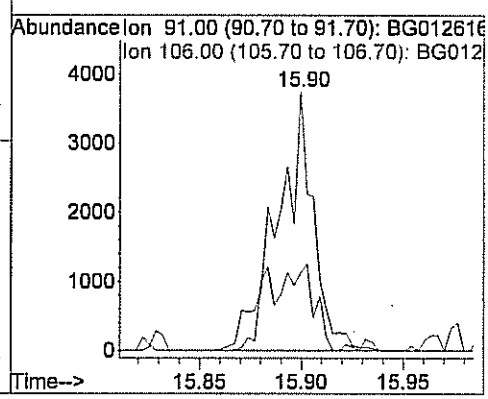

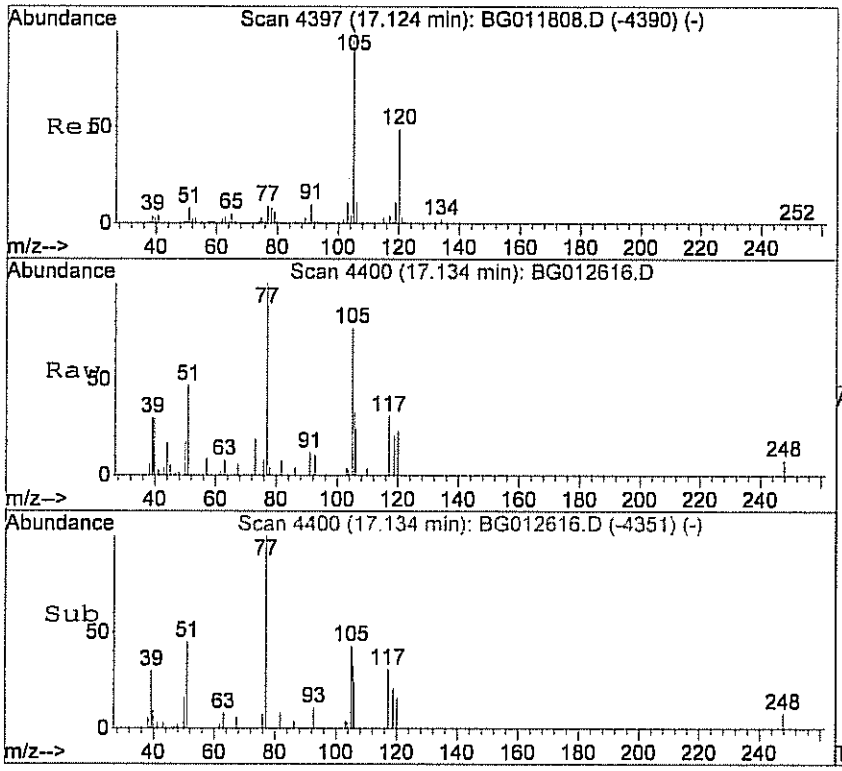

#60
1,3,5-trimethylbenzene
Concen: 0.10 ppb m
RT: 17.13 min Scan# 4400
Delta R.T. 0.01 min
Lab File: BG012616.D
Acq: 26 Jan 2011 8:31 pm

Tgt Ion:105 Resp: 4055

Ion	Ratio	Lower	Upper
105	100		
120	33.6	27.9	67.9

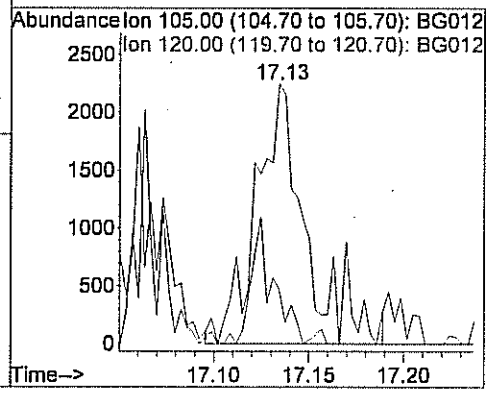

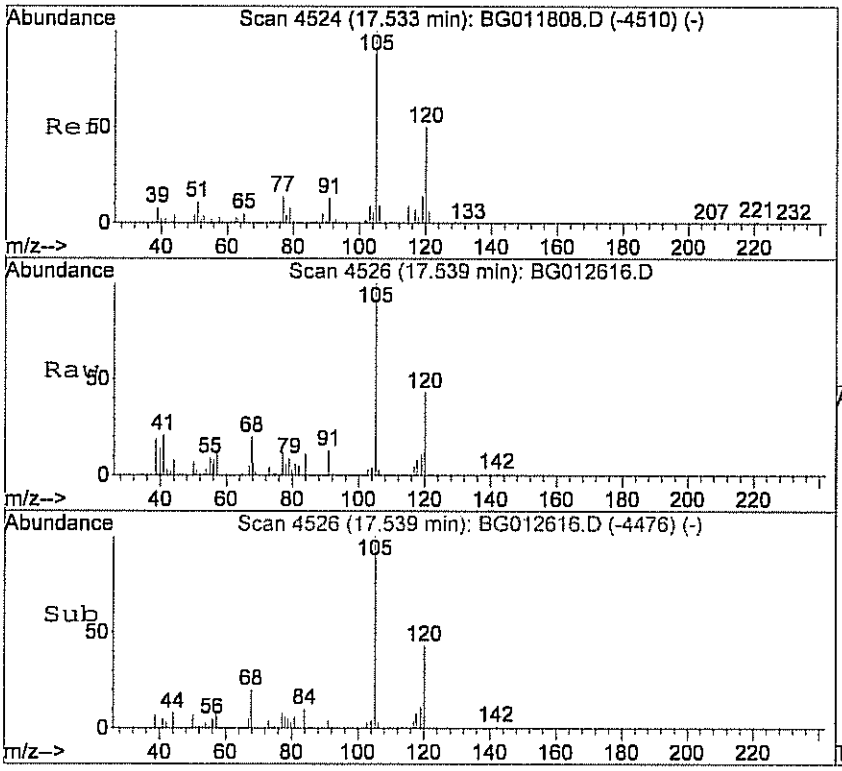

#61
1,2,4-trimethylbenzene
Concen: 0.22 ppb
RT: 17.54 min Scan# 4526
Delta R.T. 0.01 min
Lab File: BG012616.D
Acq: 26 Jan 2011 8:31 pm

Tgt Ion:105 Resp: 6001

Ion	Ratio	Lower	Upper
105	100		
120	53.0	52.0	92.0

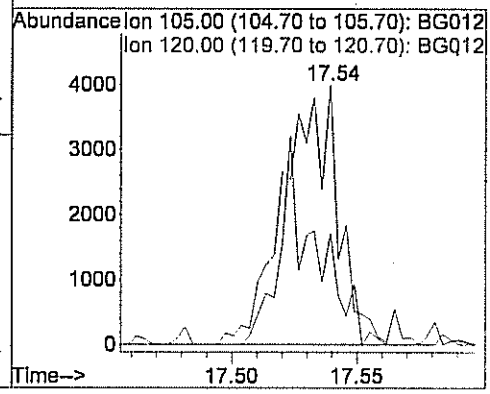

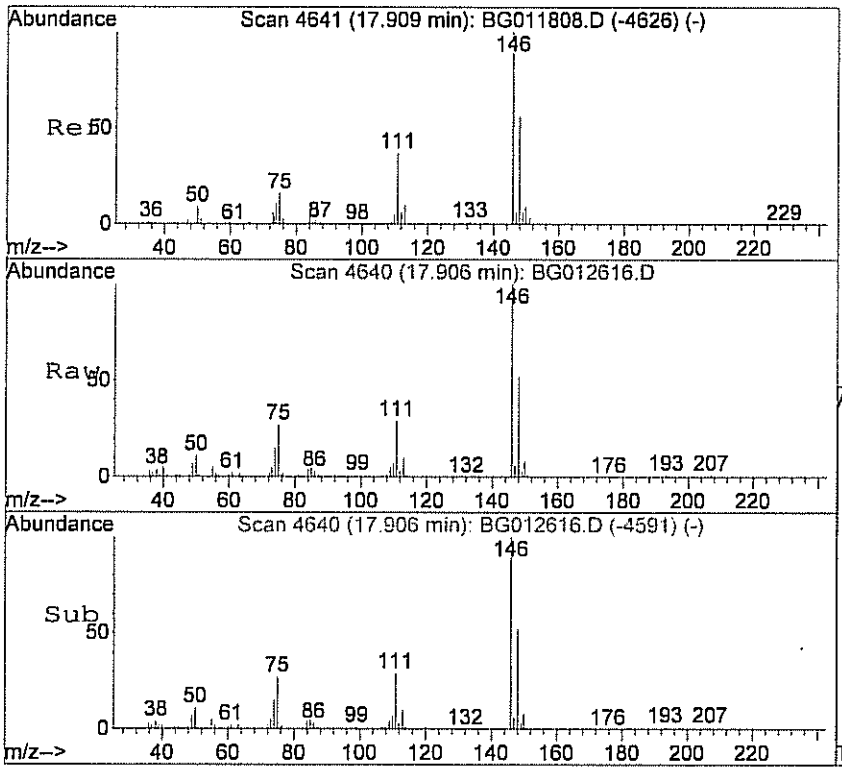

#64
1,4-dichlorobenzene
Concen: 1.10 ppb
RT: 17.91 min Scan# 4640
Delta R.T. 0.01 min
Lab File: BG012616.D
Acq: 26 Jan 2011 8:31 pm

Tgt Ion:146 Resp: 35992

Ion	Ratio	Lower	Upper
146	100		
148	65.3	35.1	75.1
111	34.4	12.4	52.4

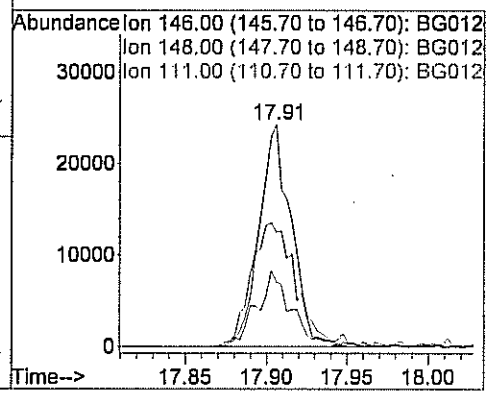

Quantitation Report (QT Reviewed)

Data File : C:\MSDCHEM\1\DATA\BG012733.D Vial: 19
Acq On : 28 Jan 2011 6:53 am Operator: LL
Sample : C1101036-002A 40X Inst : MSD #2
Misc : 1ugm3 & 0.25TCE,CT,VNCL Sample Multiplr: 1.00
MS Integration Params: RTEINT.P
Quant Time: Jan 28 07:15:03 2011 Quant Results File: B118_1UG.RES

Quant Method : C:\MSDCHEM\1\METHODS\B118_1UG.M (RTE Integrator)
Title : TO-15 VOA Standards for 5 point calibration
Last Update : Wed Jan 26 14:01:48 2011
Response via : Initial Calibration
DataAcq Meth : B118_1UG

Internal Standards	R.T.	QIon	Response	Conc	Units	Dev(Min)
1) Bromochloromethane	7.88	128	15986	1.00	ppb	0.00
30) 1,4-difluorobenzene	10.18	114	32559	1.00	ppb	0.00
44) Chlorobenzene-d5	14.97	117	37698	1.00	ppb	0.00
System Monitoring Compounds						
57) Bromofluorobenzene	16.51	95	17005	0.84	ppb	0.00
Spiked Amount 1.000	Range 70 - 130		Recovery = 84.00%			
Target Compounds						Qvalue
12) Acetone	4.74	58	4871	0.45	ppb	# 1
13) Isopropyl alcohol	4.76	45	79171m	4.06	ppb	
16) Methylene chloride	5.34	84	57187	2.33	ppb	87

LL

(#) = qualifier out of range (m) = manual integration (+) = signals summed

Quantitation Report (QT Reviewed)

Data File : C:\MSDCHEM\1\DATA\BG012733.D Vial: 19
Acq On : 28 Jan 2011 6:53 am Operator: LL
Sample : C1101036-002A 40X Inst : MSD #2
Misc : 1ugm3 & 0.25TCE,CT,VNCL Sample Multiplr: 1.00
MS Integration Params: RTEINT.P
Quant Time: Feb 1 13:33 2011 Quant Results File: B118_1UG.RES

Method : C:\MSDCHEM\1\METHODS\B118_1UG.M (RTE Integrator)
Title : TO-15 VOA Standards for 5 point calibration
Last Update : Tue Feb 01 16:05:43 2011
Response via : Initial Calibration

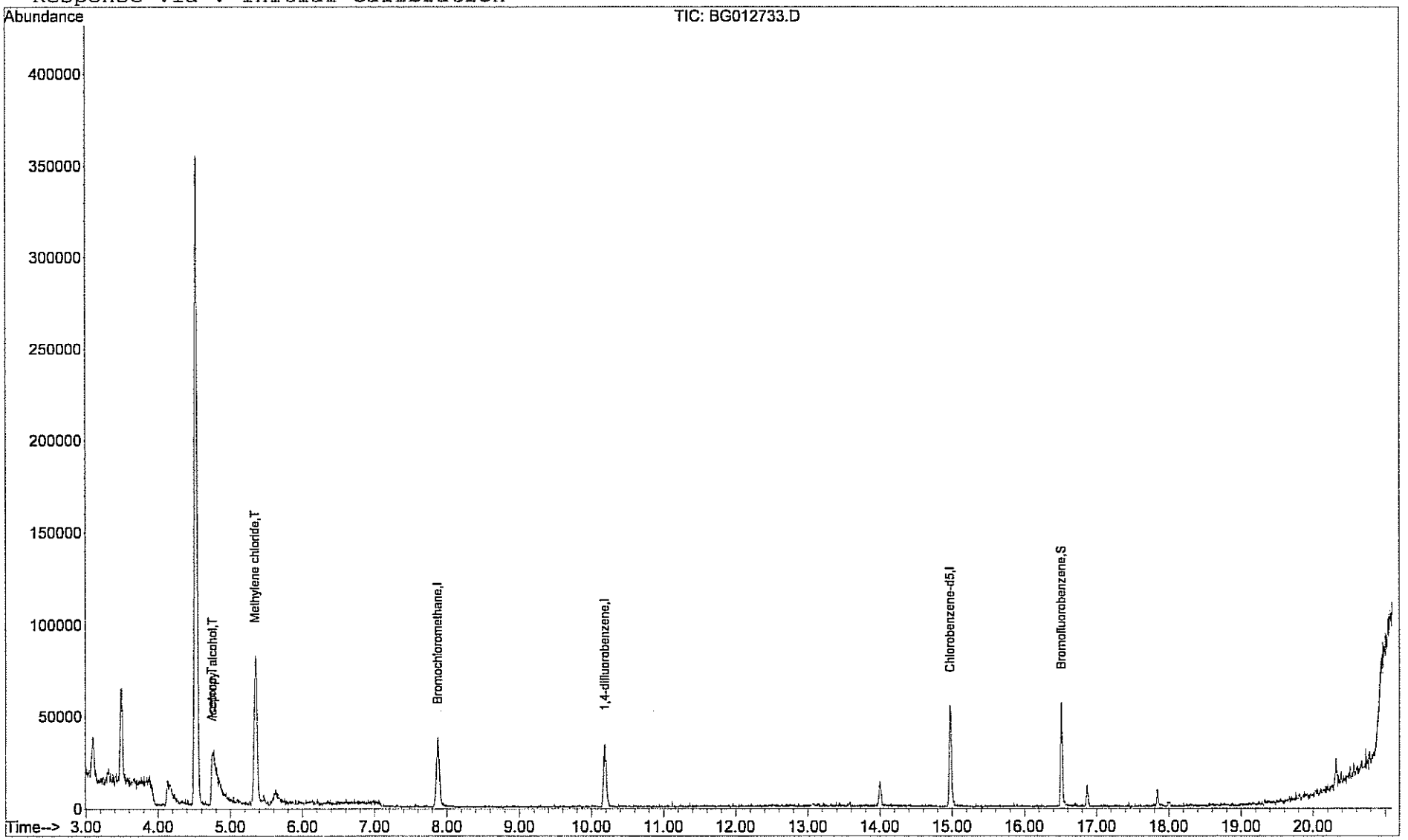

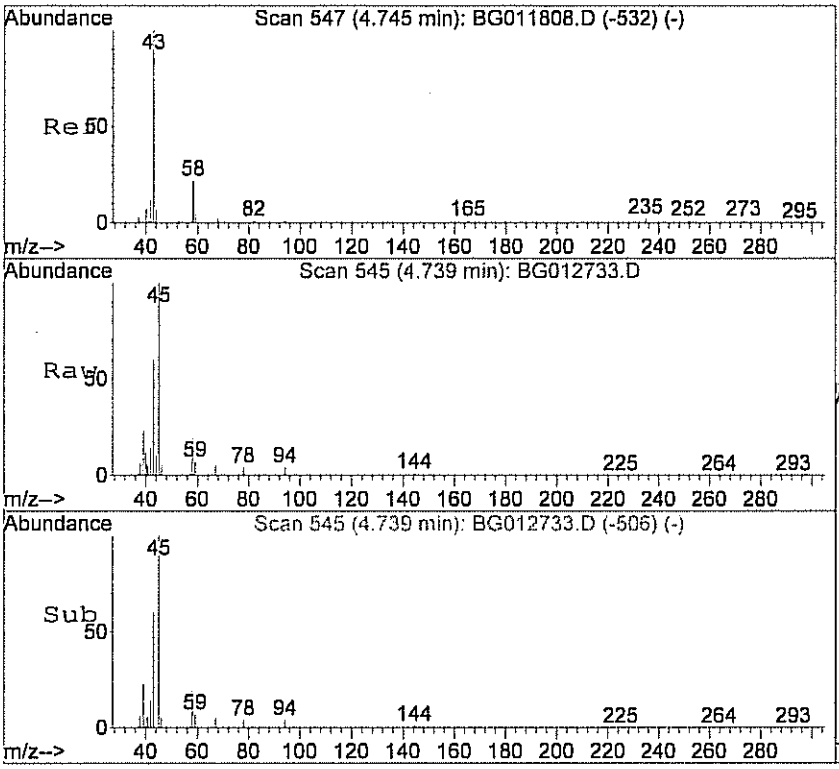

#12
Acetone
Concen: 0.45 ppb
RT: 4.74 min Scan# 545
Delta R.T. -0.03 min
Lab File: BG012733.D
Acq: 28 Jan 2011 6:53 am

Tgt Ion: 58 Resp: 4871

Ion	Ratio	Lower	Upper
58	100		
43	758.1	148.4	208.4#

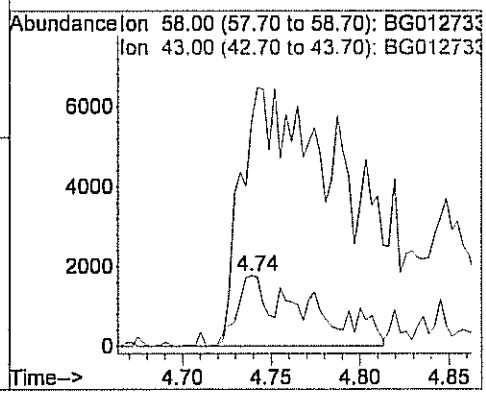

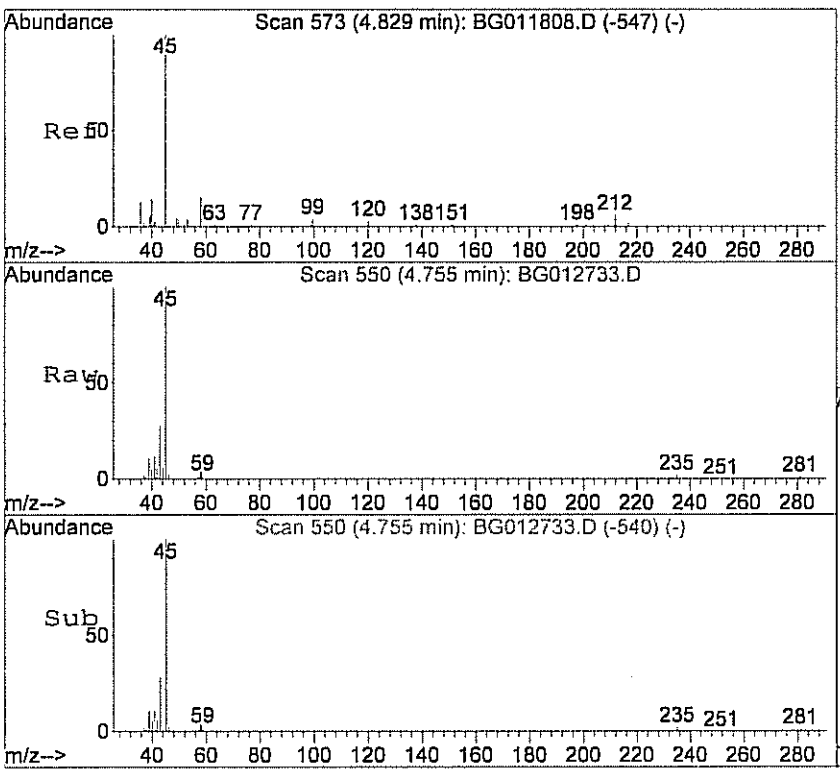

#13
Isopropyl alcohol
Concen: 4.06 ppb m
RT: 4.76 min Scan# 550
Delta R.T. -0.12 min
Lab File: BG012733.D
Acq: 28 Jan 2011 6:53 am

Tgt Ion: 45 Resp: 79171

Ion	Ratio	Lower	Upper
45	100		
43	0.0	6.2	46.2#

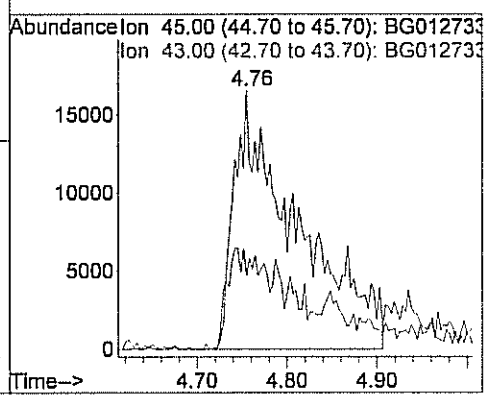

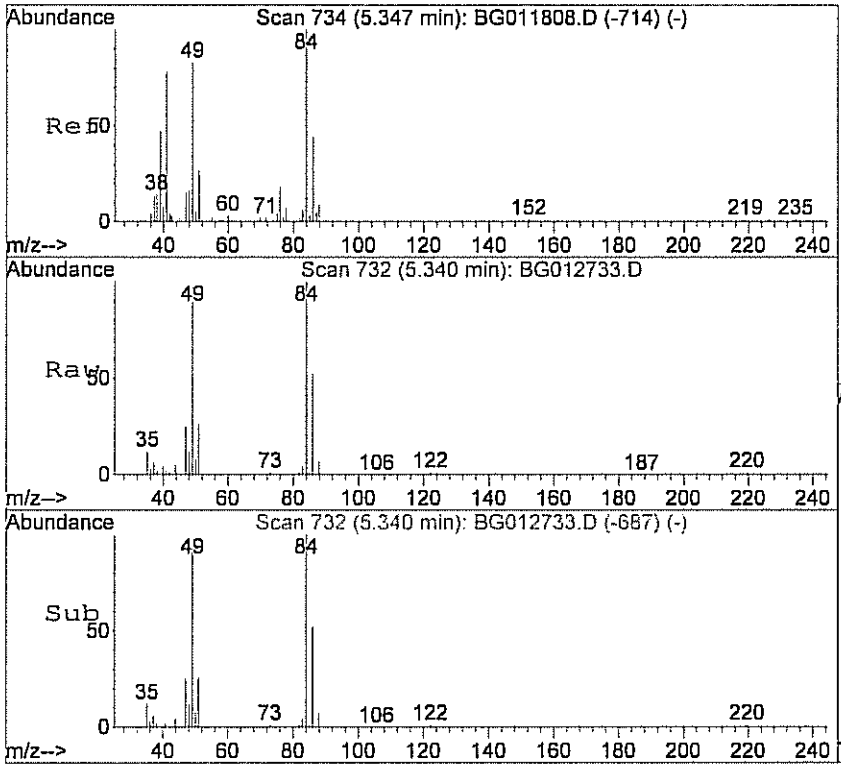

#16
Methylene chloride
Concen: 2.33 ppb
RT: 5.34 min Scan# 732
Delta R.T. -0.01 min
Lab File: BG012733.D
Acq: 28 Jan 2011 6:53 am

Tgt Ion: 84 Resp: 57187

Ion	Ratio	Lower	Upper
84	100		
49	117.8	82.7	122.7
86	62.3	35.7	75.7

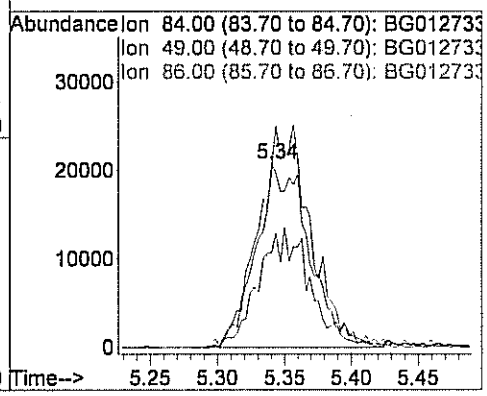

Quantitation Report (QT Reviewed)

Data File : C:\MSDCHEM\1\DATA\BG012734.D Vial: 19
Acq On : 28 Jan 2011 7:27 am Operator: LL
Sample : C1101036-002A 320X Inst : MSD #2
Misc : 1ugm3 & 0.25TCE,CT,VNCL Sample Multiplr: 1.00
MS Integration Params: RTEINT.P
Quant Time: Feb 01 13:35:06 2011 Quant Results File: B118_1UG.RES

Quant Method : C:\MSDCHEM\1\METHODS\B118_1UG.M (RTE Integrator)
Title : TO-15 VOA Standards for 5 point calibration
Last Update : Wed Jan 26 14:01:48 2011
Response via : Initial Calibration
DataAcq Meth : B118_1UG

Internal Standards	R.T.	QIon	Response	Conc	Units	Dev(Min)
1) Bromochloromethane	7.87	128	17173	1.00	ppb	0.00
30) 1,4-difluorobenzene	10.18	114	30491	1.00	ppb	0.00
44) Chlorobenzene-d5	14.97	117	35628	1.00	ppb	0.00
System Monitoring Compounds						
57) Bromofluorobenzene	16.51	95	15524	0.81	ppb	0.00
Spiked Amount 1.000	Range 70 - 130		Recovery = 81.00%			
Target Compounds						Qvalue
13) Isopropyl alcohol	4.86	45	15472m	0.74	ppb	
16) Methylene chloride	5.36	84	11665	0.44	ppb	# 80

(#) = qualifier out of range (m) = manual integration (+) = signals summed

Quantitation Report (QT Reviewed)

Data File : C:\MSDCHEM\1\DATA\BG012734.D Vial: 19
Acq On : 28 Jan 2011 7:27 am Operator: LL
Sample : C1101036-002A 320X Inst : MSD #2
Misc : 1ugm3 & 0.25TCE,CT,VNCL Sample Multiplr: 1.00
MS Integration Params: RTEINT.P
Quant Time: Feb 1 13:36 2011 Quant Results File: B118_1UG.RES

Method : C:\MSDCHEM\1\METHODS\B118_1UG.M (RTE Integrator)
Title : TO-15 VOA Standards for 5 point calibration
Last Update : Tue Feb 01 16:05:43 2011
Response via : Initial Calibration

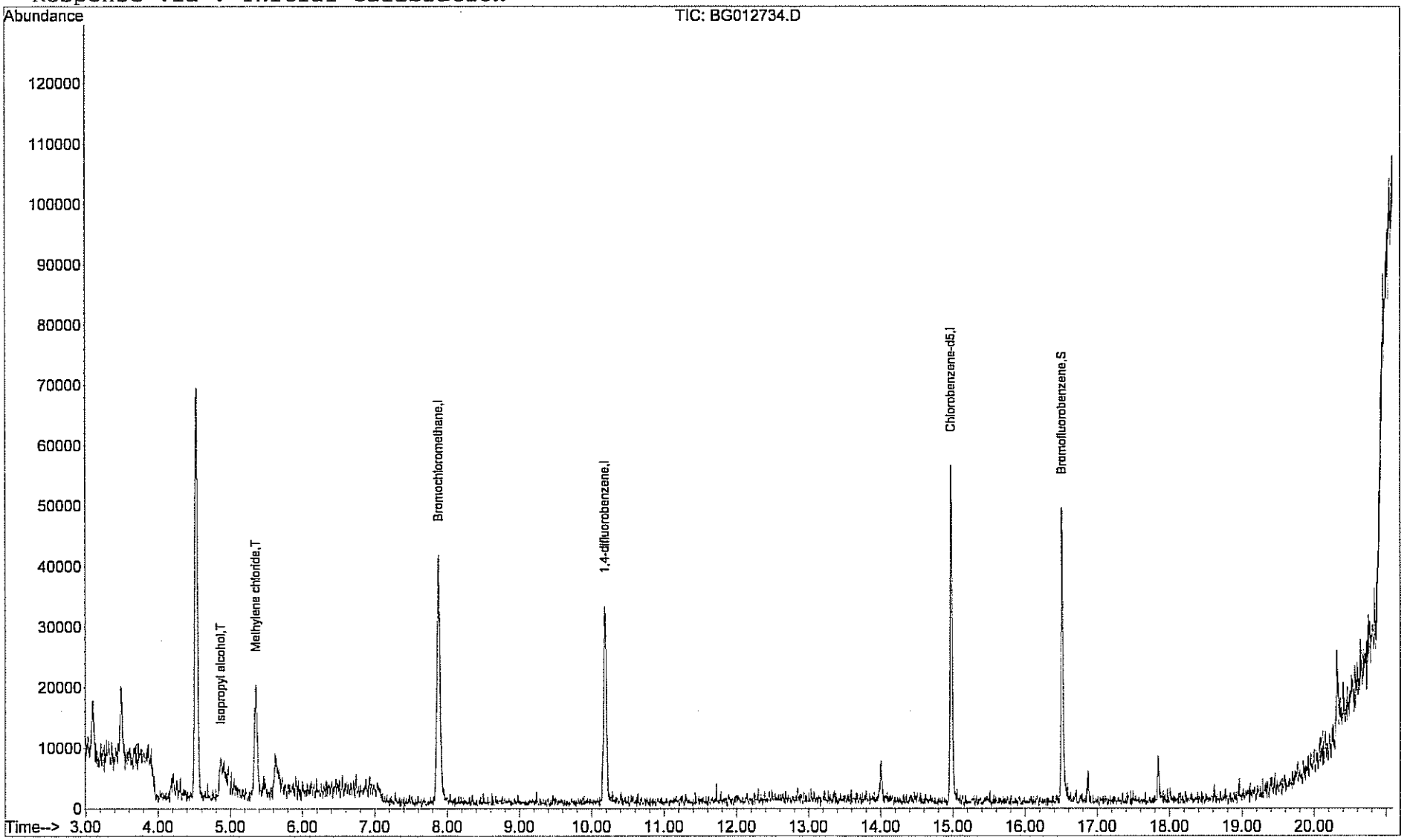

Centek laboratories, LLC

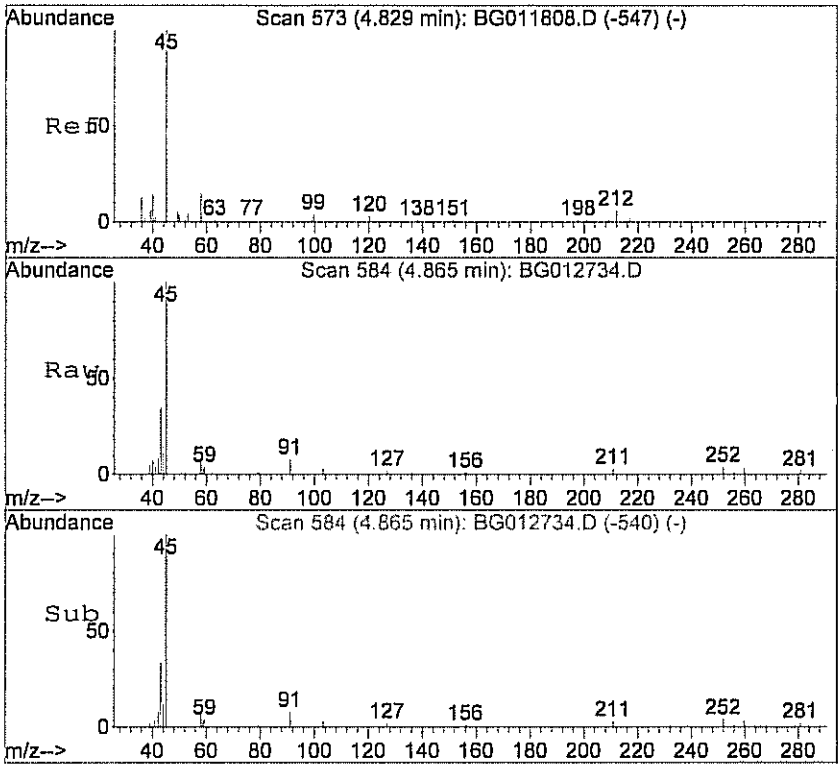

#13
Isopropyl alcohol
Concen: 0.74 ppb m
RT: 4.86 min Scan# 584
Delta R.T. -0.01 min
Lab File: BG012734.D
Acq: 28 Jan 2011 7:27 am

Tgt Ion: 45 Resp: 15472

Ion	Ratio	Lower	Upper
45	100		
43	0.0	6.2	46.2#

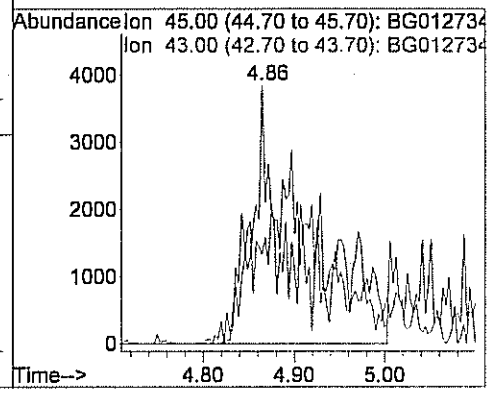

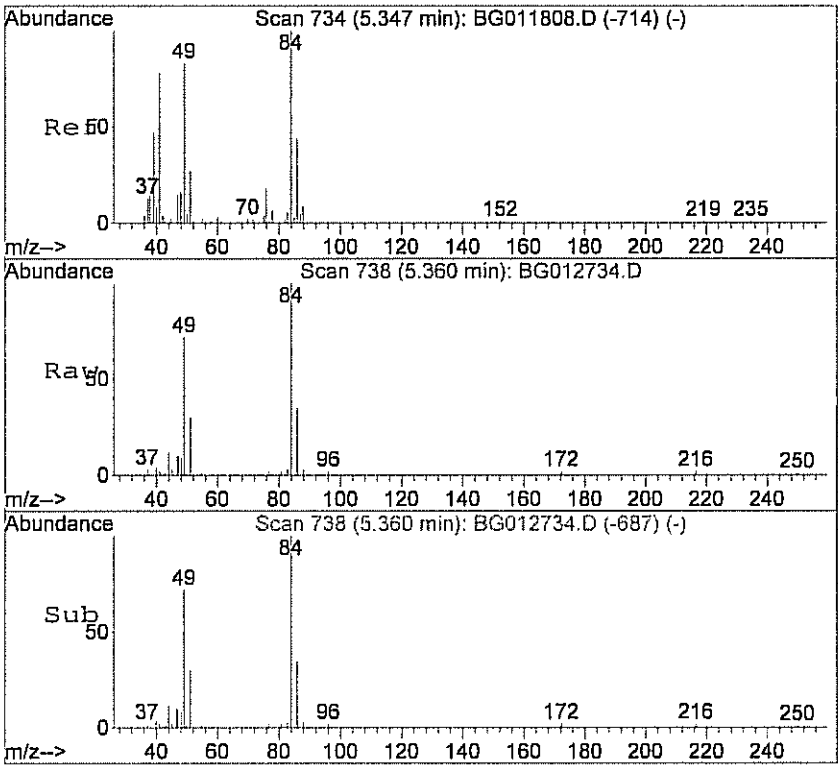

#16
Methylene chloride
Concen: 0.44 ppb
RT: 5.36 min Scan# 738
Delta R.T. 0.01 min
Lab File: BG012734.D
Acq: 28 Jan 2011 7:27 am

Tgt Ion: 84 Resp: 11665

Ion	Ratio	Lower	Upper
84	100		
49	125.5	82.7	122.7#
86	66.7	35.7	75.7

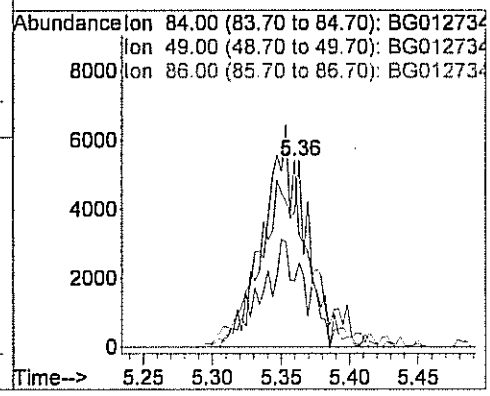

Centek Laboratories, LLC

Date: *24-Feb-11*

CLIENT:	Arcadis	**Client Sample ID:**	IA-VMP 3D
Lab Order:	C1101036	**Tag Number:**	171,299
Project:	Lockheed Martin NJ001014.0001	**Collection Date:**	1/25/2011
Lab ID:	C1101036-003A	**Matrix:**	AIR

Analyses	Result	**Limit	Qual	Units	DF	Date Analyzed
FIELD PARAMETERS		FLD				Analyst:
Lab Vacuum In	-5			"Hg		1/26/2011
Lab Vacuum Out	-30			"Hg		1/26/2011
1UG/M3 W/ 0.25UG/M3 CT-TCE-VC		TO-15				Analyst: LL
1,1,1-Trichloroethane	< 0.15	0.15		ppbV	1	1/26/2011 9:40:00 PM
1,1,2,2-Tetrachloroethane	< 0.15	0.15		ppbV	1	1/26/2011 9:40:00 PM
1,1,2-Trichloroethane	< 0.15	0.15		ppbV	1	1/26/2011 9:40:00 PM
1,1-Dichloroethane	< 0.15	0.15		ppbV	1	1/26/2011 9:40:00 PM
1,1-Dichloroethene	< 0.15	0.15		ppbV	1	1/26/2011 9:40:00 PM
1,2,4-Trichlorobenzene	< 0.15	0.15		ppbV	1	1/26/2011 9:40:00 PM
1,2,4-Trimethylbenzene	0.23	0.15		ppbV	1	1/26/2011 9:40:00 PM
1,2-Dibromoethane	< 0.15	0.15		ppbV	1	1/26/2011 9:40:00 PM
1,2-Dichlorobenzene	< 0.15	0.15		ppbV	1	1/26/2011 9:40:00 PM
1,2-Dichloroethane	< 0.15	0.15		ppbV	1	1/26/2011 9:40:00 PM
1,2-Dichloropropane	< 0.15	0.15		ppbV	1	1/26/2011 9:40:00 PM
1,3,5-Trimethylbenzene	< 0.15	0.15		ppbV	1	1/26/2011 9:40:00 PM
1,3-butadiene	< 0.15	0.15		ppbV	1	1/26/2011 9:40:00 PM
1,3-Dichlorobenzene	< 0.15	0.15		ppbV	1	1/26/2011 9:40:00 PM
1,4-Dichlorobenzene	< 0.15	0.15		ppbV	1	1/26/2011 9:40:00 PM
1,4-Dioxane	< 0.30	0.30		ppbV	1	1/26/2011 9:40:00 PM
2,2,4-trimethylpentane	< 0.15	0.15		ppbV	1	1/26/2011 9:40:00 PM
4-ethyltoluene	< 0.15	0.15		ppbV	1	1/26/2011 9:40:00 PM
Acetone	3.7	3.0		ppbV	10	1/26/2011 10:14:00 PM
Allyl chloride	< 0.15	0.15		ppbV	1	1/26/2011 9:40:00 PM
Benzene	0.28	0.15		ppbV	1	1/26/2011 9:40:00 PM
Benzyl chloride	< 0.15	0.15		ppbV	1	1/26/2011 9:40:00 PM
Bromodichloromethane	< 0.15	0.15		ppbV	1	1/26/2011 9:40:00 PM
Bromoform	< 0.15	0.15		ppbV	1	1/26/2011 9:40:00 PM
Bromomethane	< 0.15	0.15		ppbV	1	1/26/2011 9:40:00 PM
Carbon disulfide	< 0.15	0.15		ppbV	1	1/26/2011 9:40:00 PM
Carbon tetrachloride	0.050	0.040		ppbV	1	1/26/2011 9:40:00 PM
Chlorobenzene	< 0.15	0.15		ppbV	1	1/26/2011 9:40:00 PM
Chloroethane	< 0.15	0.15		ppbV	1	1/26/2011 9:40:00 PM
Chloroform	< 0.15	0.15		ppbV	1	1/26/2011 9:40:00 PM
Chloromethane	0.36	0.15		ppbV	1	1/26/2011 9:40:00 PM
cis-1,2-Dichloroethene	< 0.15	0.15		ppbV	1	1/26/2011 9:40:00 PM
cis-1,3-Dichloropropene	< 0.15	0.15		ppbV	1	1/26/2011 9:40:00 PM
Cyclohexane	< 0.15	0.15		ppbV	1	1/26/2011 9:40:00 PM
Dibromochloromethane	< 0.15	0.15		ppbV	1	1/26/2011 9:40:00 PM
Ethyl acetate	< 0.25	0.25		ppbV	1	1/26/2011 9:40:00 PM

Qualifiers:

**	Reporting Limit	.	Results reported are not blank corrected
B	Analyte detected in the associated Method Blank	E	Value above quantitation range
H	Holding times for preparation or analysis exceeded	J	Analyte detected at or below quantitation limits
JN	Non-routine analyte. Quantitation estimated.	ND	Not Detected at the Reporting Limit
S	Spike Recovery outside accepted recovery limits		

Centek Laboratories, LLC

Date: *24-Feb-11*

CLIENT:	Arcadis	**Client Sample ID:**	IA-VMP 3D
Lab Order:	C1101036	**Tag Number:**	171,299
Project:	Lockheed Martin NJ001014.0001	**Collection Date:**	1/25/2011
Lab ID:	C1101036-003A	**Matrix:**	AIR

Analyses	Result	**Limit	Qual	Units	DF	Date Analyzed
1UG/M3 W/ 0.25UG/M3 CT-TCE-VC		**TO-15**				Analyst: LL
Ethylbenzene	0.12	0.15	J	ppbV	1	1/26/2011 9:40:00 PM
Freon 11	0.18	0.15		ppbV	1	1/26/2011 9:40:00 PM
Freon 113	< 0.15	0.15		ppbV	1	1/26/2011 9:40:00 PM
Freon 114	< 0.15	0.15		ppbV	1	1/26/2011 9:40:00 PM
Freon 12	0.34	0.15		ppbV	1	1/26/2011 9:40:00 PM
Heptane	0.79	0.15		ppbV	1	1/26/2011 9:40:00 PM
Hexachloro-1,3-butadiene	< 0.15	0.15		ppbV	1	1/26/2011 9:40:00 PM
Hexane	0.27	0.15		ppbV	1	1/26/2011 9:40:00 PM
Isopropyl alcohol	20	1.5		ppbV	10	1/26/2011 10:14:00 PM
m&p-Xylene	0.23	0.30	J	ppbV	1	1/26/2011 9:40:00 PM
Methyl Butyl Ketone	< 0.30	0.30		ppbV	1	1/26/2011 9:40:00 PM
Methyl Ethyl Ketone	< 0.30	0.30		ppbV	1	1/26/2011 9:40:00 PM
Methyl Isobutyl Ketone	< 0.30	0.30		ppbV	1	1/26/2011 9:40:00 PM
Methyl tert-butyl ether	< 0.15	0.15		ppbV	1	1/26/2011 9:40:00 PM
Methylene chloride	8.5	1.5		ppbV	10	1/26/2011 10:14:00 PM
o-Xylene	0.12	0.15	J	ppbV	1	1/26/2011 9:40:00 PM
Propylene	< 0.15	0.15		ppbV	1	1/26/2011 9:40:00 PM
Styrene	0.58	0.15		ppbV	1	1/26/2011 9:40:00 PM
Tetrachloroethylene	< 0.15	0.15		ppbV	1	1/26/2011 9:40:00 PM
Tetrahydrofuran	< 0.15	0.15		ppbV	1	1/26/2011 9:40:00 PM
Toluene	0.69	0.15		ppbV	1	1/26/2011 9:40:00 PM
trans-1,2-Dichloroethene	< 0.15	0.15		ppbV	1	1/26/2011 9:40:00 PM
trans-1,3-Dichloropropene	< 0.15	0.15		ppbV	1	1/26/2011 9:40:00 PM
Trichloroethene	0.10	0.040		ppbV	1	1/26/2011 9:40:00 PM
Vinyl acetate	< 0.15	0.15		ppbV	1	1/26/2011 9:40:00 PM
Vinyl Bromide	< 0.15	0.15		ppbV	1	1/26/2011 9:40:00 PM
Vinyl chloride	< 0.040	0.040		ppbV	1	1/26/2011 9:40:00 PM
Surr: Bromofluorobenzene	92.0	70-130		%REC	1	1/26/2011 9:40:00 PM

Qualifiers:	**	Reporting Limit	.	Results reported are not blank corrected	
	B	Analyte detected in the associated Method Blank	E	Value above quantitation range	
	H	Holding times for preparation or analysis exceeded	J	Analyte detected at or below quantitation limits	
	JN	Non-routine analyte. Quantitation estimated.	ND	Not Detected at the Reporting Limit	
	S	Spike Recovery outside accepted recovery limits			

Centek Laboratories, LLC

Date: *24-Feb-11*

CLIENT:	Arcadis	**Client Sample ID:**	IA-VMP 3D
Lab Order:	C1101036	**Tag Number:**	171,299
Project:	Lockheed Martin NJ001014.0001	**Collection Date:**	1/25/2011
Lab ID:	C1101036-003A	**Matrix:**	AIR

Analyses	Result	**Limit	Qual	Units	DF	Date Analyzed
1UG/M3 W/ 0.25UG/M3 CT-TCE-VC		TO-15				Analyst: LL
1,1,1-Trichloroethane	< 0.83	0.83		ug/m3	1	1/26/2011 9:40:00 PM
1,1,2,2-Tetrachloroethane	< 1.0	1.0		ug/m3	1	1/26/2011 9:40:00 PM
1,1,2-Trichloroethane	< 0.83	0.83		ug/m3	1	1/26/2011 9:40:00 PM
1,1-Dichloroethane	< 0.62	0.62		ug/m3	1	1/26/2011 9:40:00 PM
1,1-Dichloroethene	< 0.60	0.60		ug/m3	1	1/26/2011 9:40:00 PM
1,2,4-Trichlorobenzene	< 1.1	1.1		ug/m3	1	1/26/2011 9:40:00 PM
1,2,4-Trimethylbenzene	1.1	0.75		ug/m3	1	1/26/2011 9:40:00 PM
1,2-Dibromoethane	< 1.2	1.2		ug/m3	1	1/26/2011 9:40:00 PM
1,2-Dichlorobenzene	< 0.92	0.92		ug/m3	1	1/26/2011 9:40:00 PM
1,2-Dichloroethane	< 0.62	0.62		ug/m3	1	1/26/2011 9:40:00 PM
1,2-Dichloropropane	< 0.70	0.70		ug/m3	1	1/26/2011 9:40:00 PM
1,3,5-Trimethylbenzene	< 0.75	0.75		ug/m3	1	1/26/2011 9:40:00 PM
1,3-butadiene	< 0.34	0.34		ug/m3	1	1/26/2011 9:40:00 PM
1,3-Dichlorobenzene	< 0.92	0.92		ug/m3	1	1/26/2011 9:40:00 PM
1,4-Dichlorobenzene	< 0.92	0.92		ug/m3	1	1/26/2011 9:40:00 PM
1,4-Dioxane	< 1.1	1.1		ug/m3	1	1/26/2011 9:40:00 PM
2,2,4-trimethylpentane	< 0.71	0.71		ug/m3	1	1/26/2011 9:40:00 PM
4-ethyltoluene	< 0.75	0.75		ug/m3	1	1/26/2011 9:40:00 PM
Acetone	8.9	7.2		ug/m3	10	1/26/2011 10:14:00 PM
Allyl chloride	< 0.48	0.48		ug/m3	1	1/26/2011 9:40:00 PM
Benzene	0.91	0.49		ug/m3	1	1/26/2011 9:40:00 PM
Benzyl chloride	< 0.88	0.88		ug/m3	1	1/26/2011 9:40:00 PM
Bromodichloromethane	< 1.0	1.0		ug/m3	1	1/26/2011 9:40:00 PM
Bromoform	< 1.6	1.6		ug/m3	1	1/26/2011 9:40:00 PM
Bromomethane	< 0.59	0.59		ug/m3	1	1/26/2011 9:40:00 PM
Carbon disulfide	< 0.47	0.47		ug/m3	1	1/26/2011 9:40:00 PM
Carbon tetrachloride	0.32	0.26		ug/m3	1	1/26/2011 9:40:00 PM
Chlorobenzene	< 0.70	0.70		ug/m3	1	1/26/2011 9:40:00 PM
Chloroethane	< 0.40	0.40		ug/m3	1	1/26/2011 9:40:00 PM
Chloroform	< 0.74	0.74		ug/m3	1	1/26/2011 9:40:00 PM
Chloromethane	0.76	0.31		ug/m3	1	1/26/2011 9:40:00 PM
cis-1,2-Dichloroethene	< 0.60	0.60		ug/m3	1	1/26/2011 9:40:00 PM
cis-1,3-Dichloropropene	< 0.69	0.69		ug/m3	1	1/26/2011 9:40:00 PM
Cyclohexane	< 0.52	0.52		ug/m3	1	1/26/2011 9:40:00 PM
Dibromochloromethane	< 1.3	1.3		ug/m3	1	1/26/2011 9:40:00 PM
Ethyl acetate	< 0.92	0.92		ug/m3	1	1/26/2011 9:40:00 PM
Ethylbenzene	0.53	0.66	J	ug/m3	1	1/26/2011 9:40:00 PM
Freon 11	1.0	0.86		ug/m3	1	1/26/2011 9:40:00 PM
Freon 113	< 1.2	1.2		ug/m3	1	1/26/2011 9:40:00 PM
Freon 114	< 1.1	1.1		ug/m3	1	1/26/2011 9:40:00 PM

Qualifiers:

**	Reporting Limit	.	Results reported are not blank corrected
B	Analyte detected in the associated Method Blank	E	Value above quantitation range
H	Holding times for preparation or analysis exceeded	J	Analyte detected at or below quantitation limits
JN	Non-routine analyte. Quantitation estimated.	ND	Not Detected at the Reporting Limit
S	Spike Recovery outside accepted recovery limits		

Centek Laboratories, LLC

Date: *24-Feb-11*

CLIENT:	Arcadis	**Client Sample ID:**	IA-VMP 3D
Lab Order:	C1101036	**Tag Number:**	171,299
Project:	Lockheed Martin NJ001014.0001	**Collection Date:**	1/25/2011
Lab ID:	C1101036-003A	**Matrix:**	AIR

Analyses	Result	**Limit	Qual	Units	DF	Date Analyzed
1UG/M3 W/ 0.25UG/M3 CT-TCE-VC		TO-15				Analyst: LL
Freon 12	1.7	0.75		ug/m3	1	1/26/2011 9:40:00 PM
Heptane	3.3	0.62		ug/m3	1	1/26/2011 9:40:00 PM
Hexachloro-1,3-butadiene	< 1.6	1.6		ug/m3	1	1/26/2011 9:40:00 PM
Hexane	0.97	0.54		ug/m3	1	1/26/2011 9:40:00 PM
Isopropyl alcohol	51	3.7		ug/m3	10	1/26/2011 10:14:00 PM
m&p-Xylene	1.0	1.3	J	ug/m3	1	1/26/2011 9:40:00 PM
Methyl Butyl Ketone	< 1.2	1.2		ug/m3	1	1/26/2011 9:40:00 PM
Methyl Ethyl Ketone	< 0.90	0.90		ug/m3	1	1/26/2011 9:40:00 PM
Methyl Isobutyl Ketone	< 1.2	1.2		ug/m3	1	1/26/2011 9:40:00 PM
Methyl tert-butyl ether	< 0.55	0.55		ug/m3	1	1/26/2011 9:40:00 PM
Methylene chloride	30	5.3		ug/m3	10	1/26/2011 10:14:00 PM
o-Xylene	0.53	0.66	J	ug/m3	1	1/26/2011 9:40:00 PM
Propylene	< 0.26	0.26		ug/m3	1	1/26/2011 9:40:00 PM
Styrene	2.5	0.65		ug/m3	1	1/26/2011 9:40:00 PM
Tetrachloroethylene	< 1.0	1.0		ug/m3	1	1/26/2011 9:40:00 PM
Tetrahydrofuran	< 0.45	0.45		ug/m3	1	1/26/2011 9:40:00 PM
Toluene	2.6	0.57		ug/m3	1	1/26/2011 9:40:00 PM
trans-1,2-Dichloroethene	< 0.60	0.60		ug/m3	1	1/26/2011 9:40:00 PM
trans-1,3-Dichloropropene	< 0.69	0.69		ug/m3	1	1/26/2011 9:40:00 PM
Trichloroethene	0.55	0.22		ug/m3	1	1/26/2011 9:40:00 PM
Vinyl acetate	< 0.54	0.54		ug/m3	1	1/26/2011 9:40:00 PM
Vinyl Bromide	< 0.67	0.67		ug/m3	1	1/26/2011 9:40:00 PM
Vinyl chloride	< 0.10	0.10		ug/m3	1	1/26/2011 9:40:00 PM

Qualifiers:					
	**	Reporting Limit	.	Results reported are not blank corrected
	B	Analyte detected in the associated Method Blank	E	Value above quantitation range
	H	Holding times for preparation or analysis exceeded	J	Analyte detected at or below quantitation limits
	JN	Non-routine analyte. Quantitation estimated.	ND	Not Detected at the Reporting Limit
	S	Spike Recovery outside accepted recovery limits		

Quantitation Report (QT Reviewed)

Data File : C:\MSDCHEM\1\DATA\BG012618.D Vial: 10
Acq On : 26 Jan 2011 9:40 pm Operator: LL
Sample : C1101036-003A Inst : MSD #2
Misc : 1ugm3 & 0.25TCE,CT,VNCL Sample Multiplr: 1.00
MS Integration Params: RTEINT.P
Quant Time: Jan 31 09:05:24 2011 Quant Results File: B118_1UG.RES

Quant Method : C:\MSDCHEM\1\METHODS\B118_1UG.M (RTE Integrator)
Title : TO-15 VOA Standards for 5 point calibration
Last Update : Wed Jan 26 14:01:48 2011
Response via : Initial Calibration
DataAcq Meth : B118_1UG

Internal Standards	R.T.	QIon	Response	Conc	Units		Dev(Min)
1) Bromochloromethane	7.87	128	19238	1.00	ppb		0.00
30) 1,4-difluorobenzene	10.18	114	54573	1.00	ppb		0.00
44) Chlorobenzene-d5	14.97	117	48651	1.00	ppb		0.00
System Monitoring Compounds							
57) Bromofluorobenzene	16.51	95	23904	0.92	ppb		0.00
Spiked Amount 1.000	Range 70 - 130		Recovery = 92.00%				
Target Compounds							Qvalue
3) Freon 12	3.12	85	39349	0.34	ppb		100
4) Chloromethane	3.28	50	15297	0.36	ppb		84
11) Freon 11	4.32	101	20721	0.18	ppb		95
12) Acetone	4.64	58	35719m	2.77	ppb		
13) Isopropyl alcohol	4.67	45	382560m	16.32	ppb		
16) Methylene chloride	5.35	84	182425	6.17	ppb		84
25) Hexane	7.06	41	9376m	0.27	ppb		
33) Carbon tetrachloride	9.42	117	5476	0.05	ppb		84
34) Benzene	9.40	78	21714	0.28	ppb		88
37) Heptane	10.75	43	22832m	0.79	ppb		
38) Trichloroethene	10.87	130	4830	0.10	ppb	#	81
45) Toluene	13.08	92	24567	0.69	ppb	#	80
52) Ethylbenzene	15.29	91	6988	0.12	ppb		84
53) m&p-xylene	15.44	91	12076	0.23	ppb		81
54) Styrene	15.86	104	18748	0.58	ppb		76
56) o-xylene	15.90	91	6462	0.12	ppb		72
61) 1,2,4-trimethylbenzene	17.54	105	7758	0.23	ppb		85

(#) = qualifier out of range (m) = manual integration (+) = signals summed

Quantitation Report (QT Reviewed)

Data File : C:\MSDCHEM\1\DATA\BG012618.D Vial: 10
Acq On : 26 Jan 2011 9:40 pm Operator: LL
Sample : C1101036-003A Inst : MSD #2
Misc : 1ugm3 & 0.25TCE,CT,VNCL Sample Multiplr: 1.00
MS Integration Params: RTEINT.P
Quant Time: Jan 31 9:10 2011 Quant Results File: B118_1UG.RES

Method : C:\MSDCHEM\1\METHODS\B118_1UG.M (RTE Integrator)
Title : TO-15 VOA Standards for 5 point calibration
Last Update : Tue Feb 01 16:05:43 2011
Response via : Initial Calibration

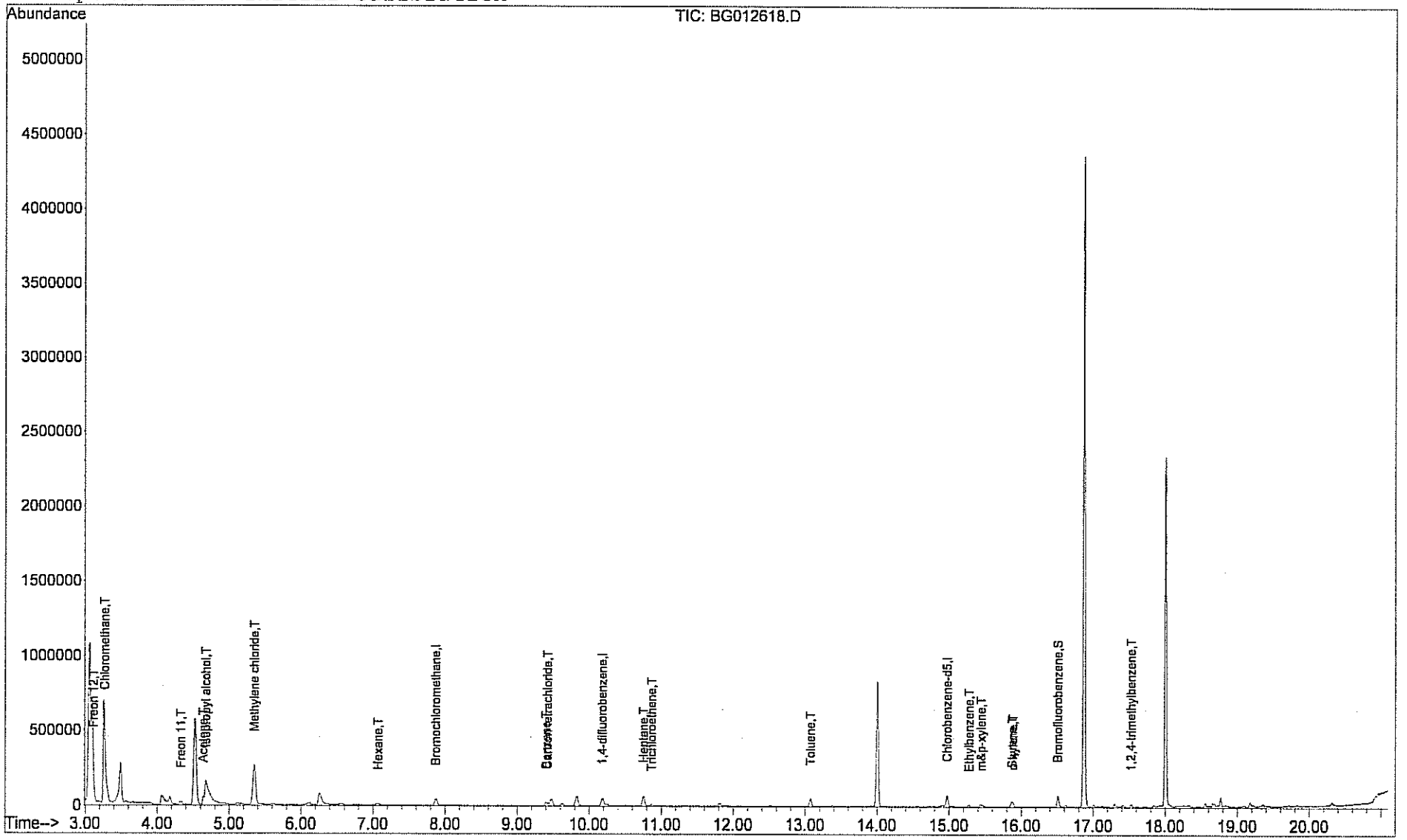

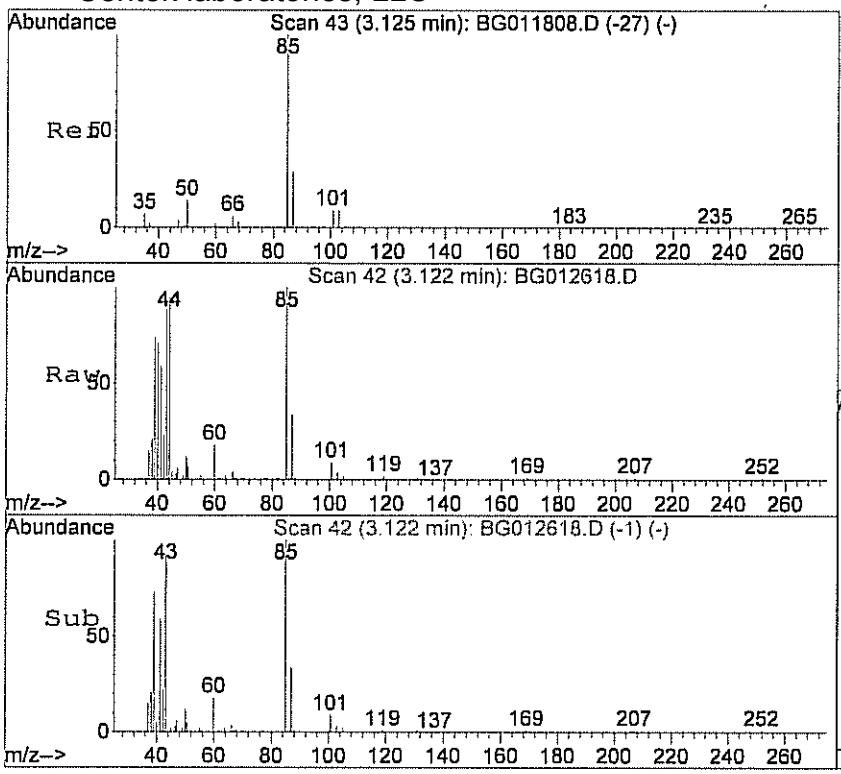

#3
Freon 12
Concen: 0.34 ppb
RT: 3.12 min Scan# 42
Delta R.T. -0.00 min
Lab File: BG012618.D
Acq: 26 Jan 2011 9:40 pm

Tgt Ion: 85 Resp: 39349

Ion	Ratio	Lower	Upper
85	100		
87	34.4	14.1	54.1

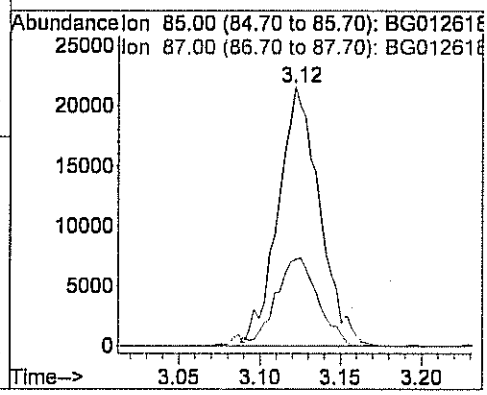

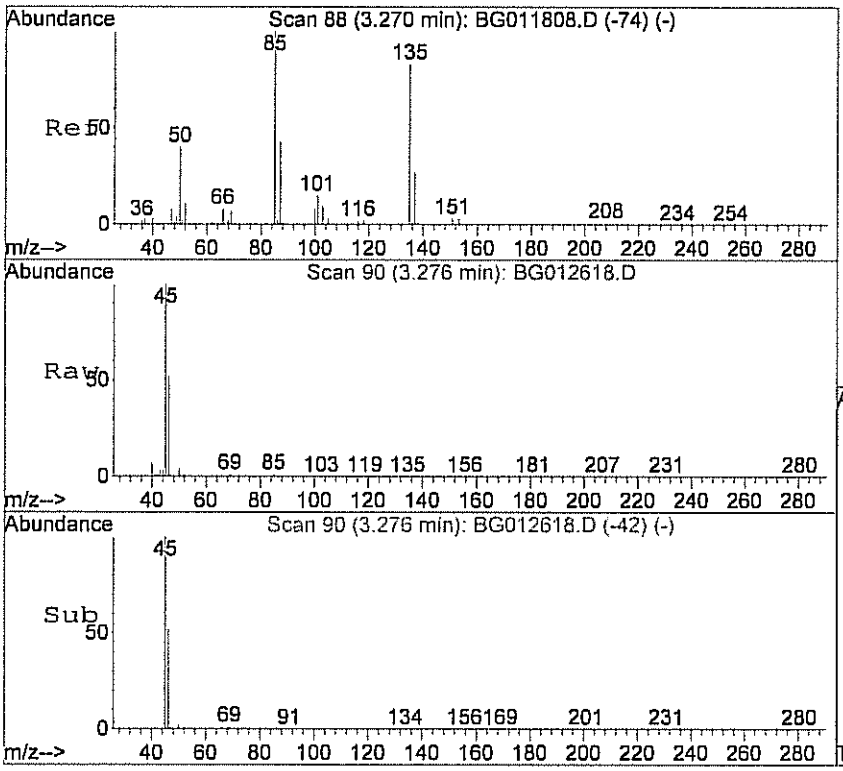

#4
Chloromethane
Concen: 0.36 ppb
RT: 3.28 min Scan# 90
Delta R.T. 0.00 min
Lab File: BG012618.D
Acq: 26 Jan 2011 9:40 pm

Tgt Ion: 50 Resp: 15297

Ion	Ratio	Lower	Upper
50	100		
52	23.9	0.0	36.8

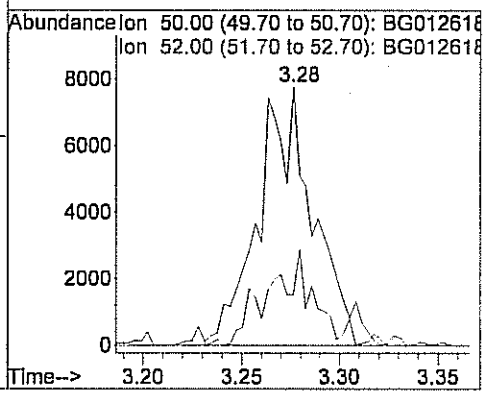

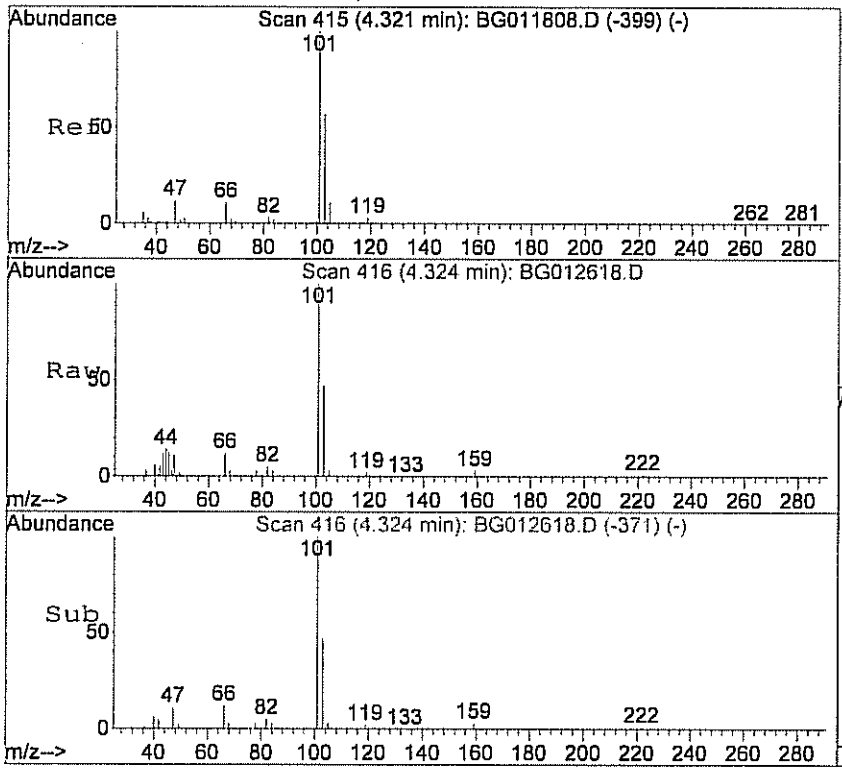

#11
Freon 11
Concen: 0.18 ppb
RT: 4.32 min Scan# 416
Delta R.T. -0.01 min
Lab File: BG012618.D
Acq: 26 Jan 2011 9:40 pm

Tgt Ion:101 Resp: 20721

Ion	Ratio	Lower	Upper
101	100		
103	72.7	49.2	89.2
105	5.5	0.0	27.9

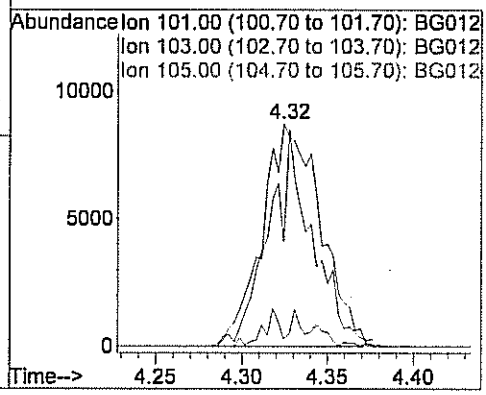

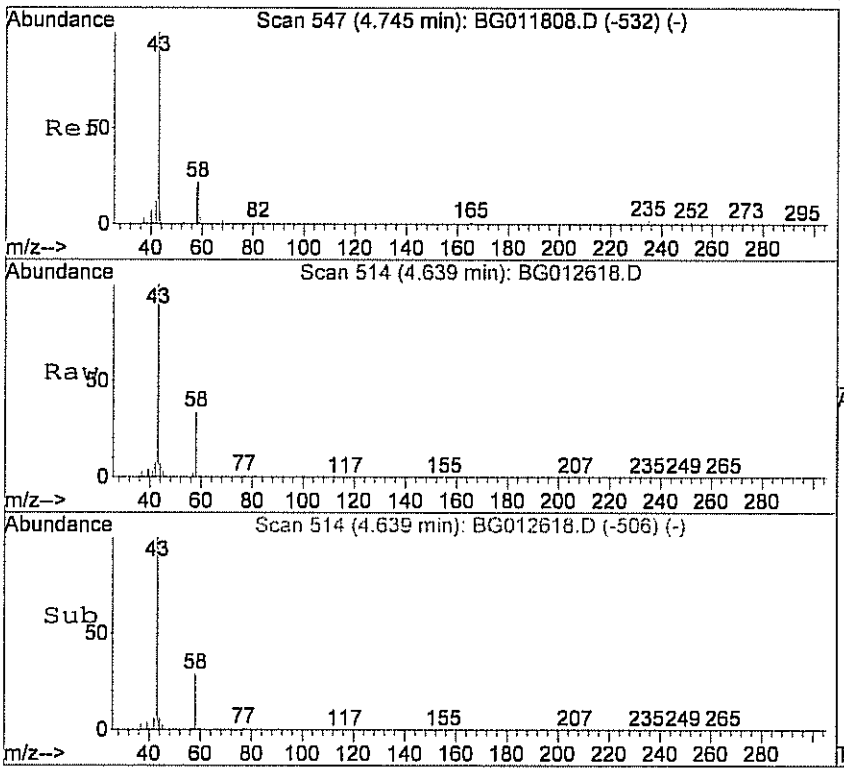

#12
Acetone
Concen: 2.77 ppb m
RT: 4.64 min Scan# 514
Delta R.T. -0.13 min
Lab File: BG012618.D
Acq: 26 Jan 2011 9:40 pm

Tgt Ion: 58 Resp: 35719

Ion	Ratio	Lower	Upper
58	100		
43	0.0	148.4	208.4#

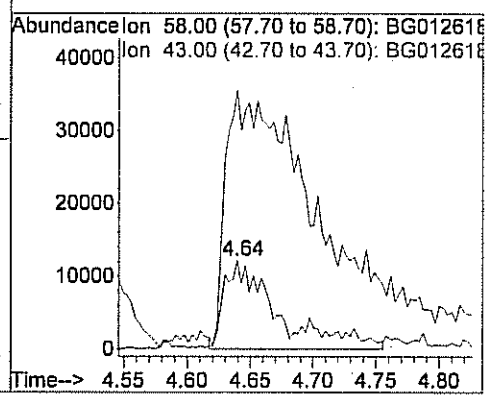

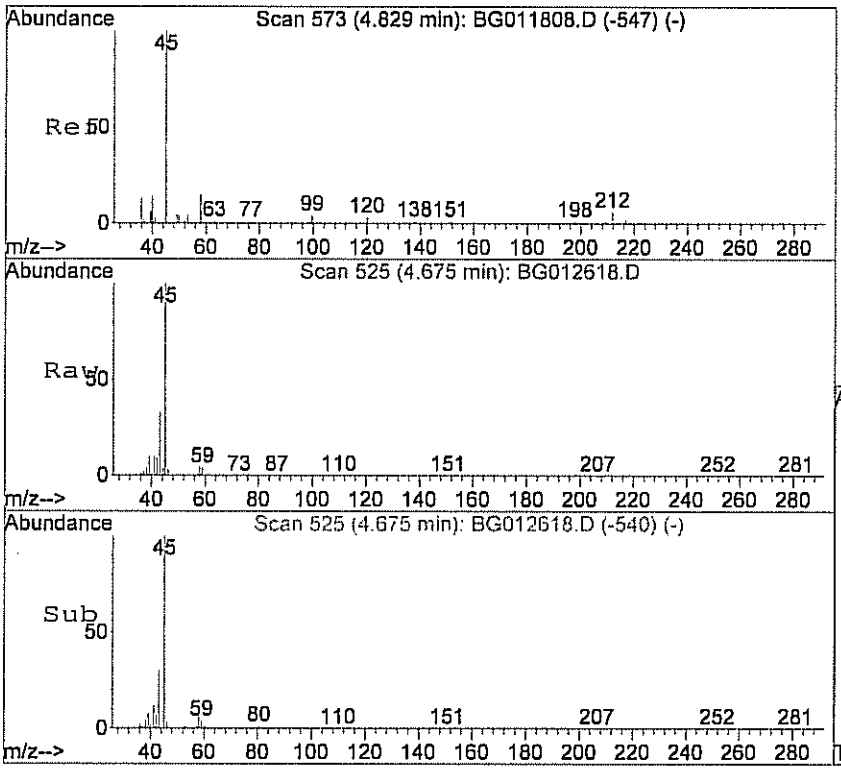

#13
Isopropyl alcohol
Concen: 16.32 ppb m
RT: 4.67 min Scan# 525
Delta R.T. -0.20 min
Lab File: BG012618.D
Acq: 26 Jan 2011 9:40 pm

Tgt Ion: 45 Resp: 382560

Ion	Ratio	Lower	Upper
45	100		
43	0.3	6.2	46.2#

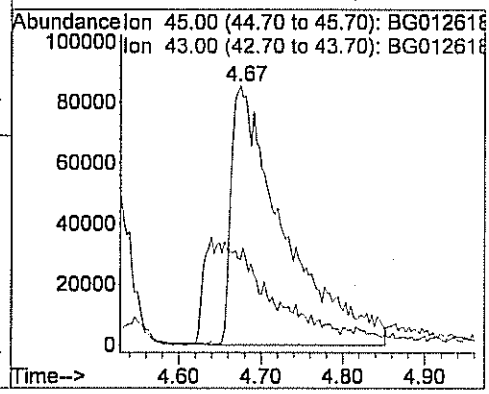

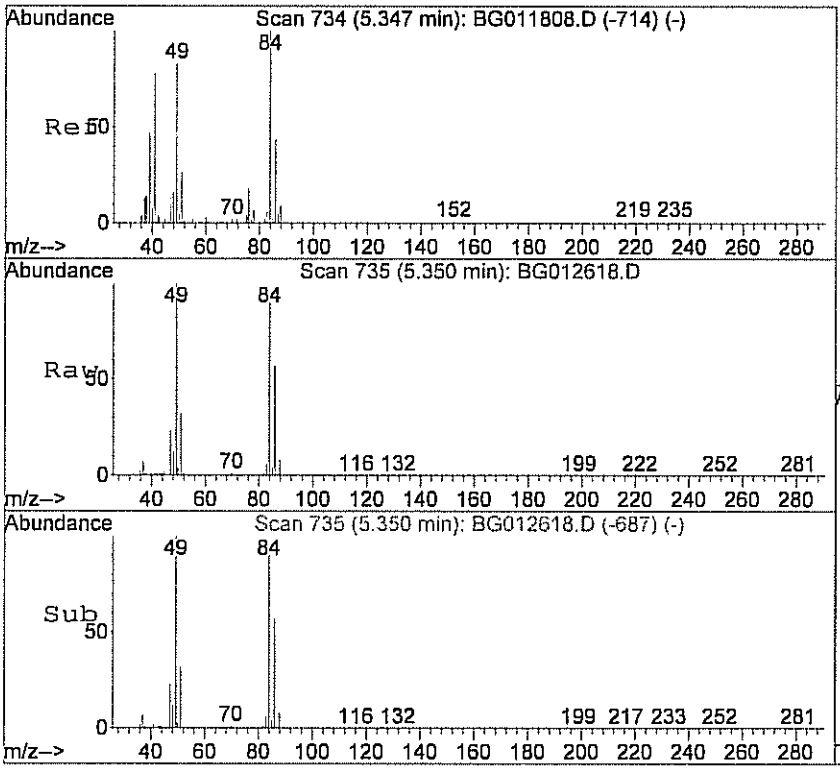

#16
Methylene chloride
Concen: 6.17 ppb
RT: 5.35 min Scan# 735
Delta R.T. 0.00 min
Lab File: BG012618.D
Acq: 26 Jan 2011 9:40 pm

Tgt Ion: 84 Resp: 182425

Ion	Ratio	Lower	Upper
84	100		
49	121.6	82.7	122.7
86	64.7	35.7	75.7

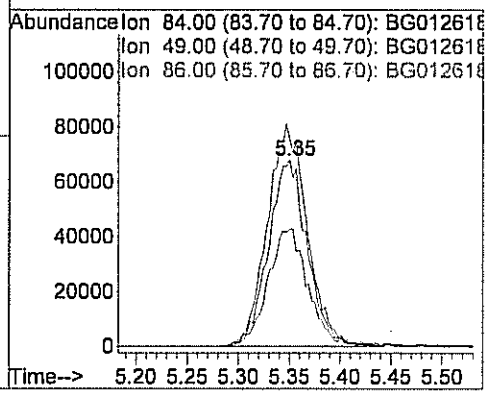

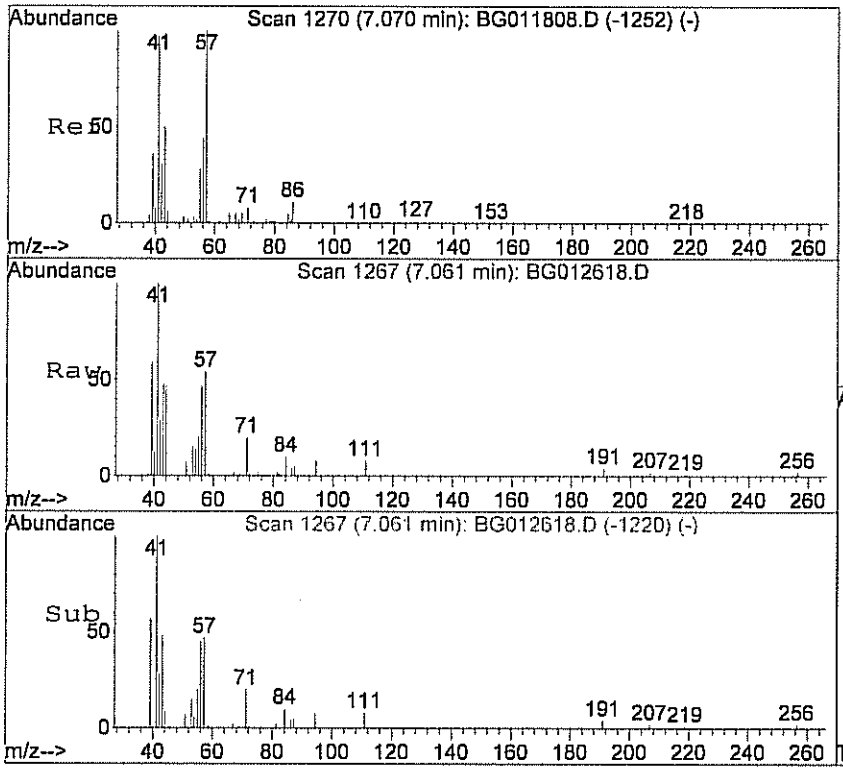

#25
Hexane
Concen: 0.27 ppb m
RT: 7.06 min Scan# 1267
Delta R.T. -0.00 min
Lab File: BG012618.D
Acq: 26 Jan 2011 9:40 pm

Tgt Ion: 41 Resp: 9376

Ion	Ratio	Lower	Upper
41	100		
57	63.4	67.3	107.3#
43	75.3	22.9	62.9#

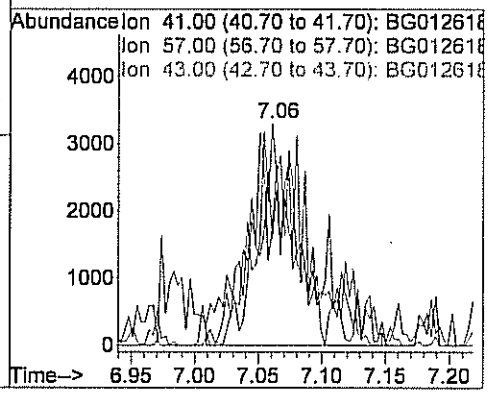

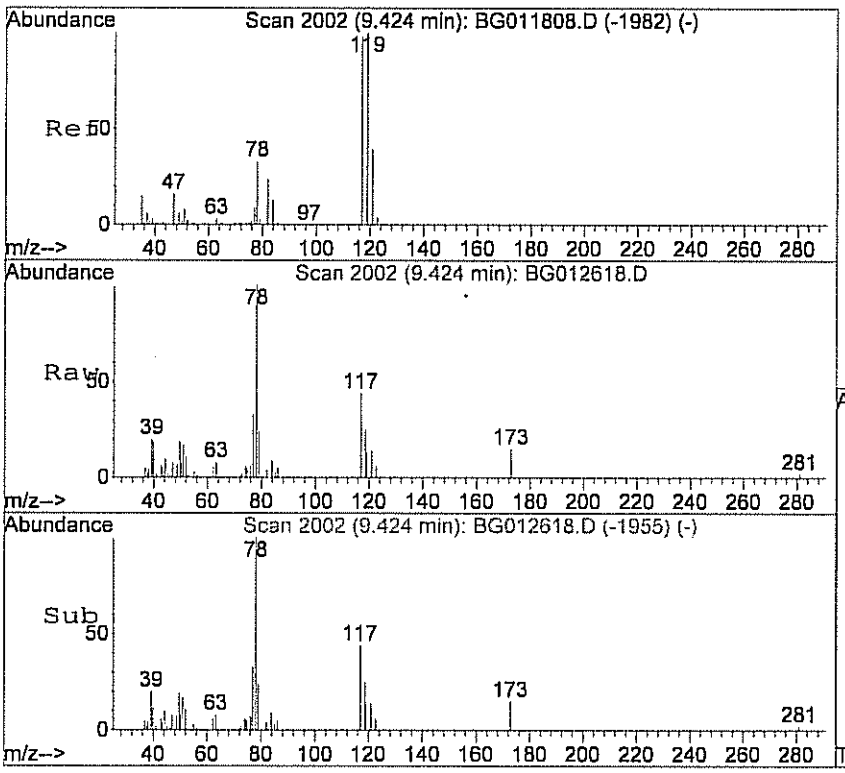

#33
Carbon tetrachloride
Concen: 0.05 ppb
RT: 9.42 min Scan# 2002
Delta R.T. -0.00 min
Lab File: BG012618.D
Acq: 26 Jan 2011 9:40 pm

Tgt Ion:117 Resp: 5476

Ion	Ratio	Lower	Upper
117	100		
119	69.4	64.1	104.1

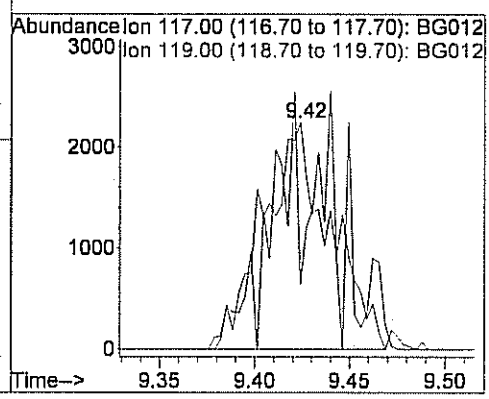

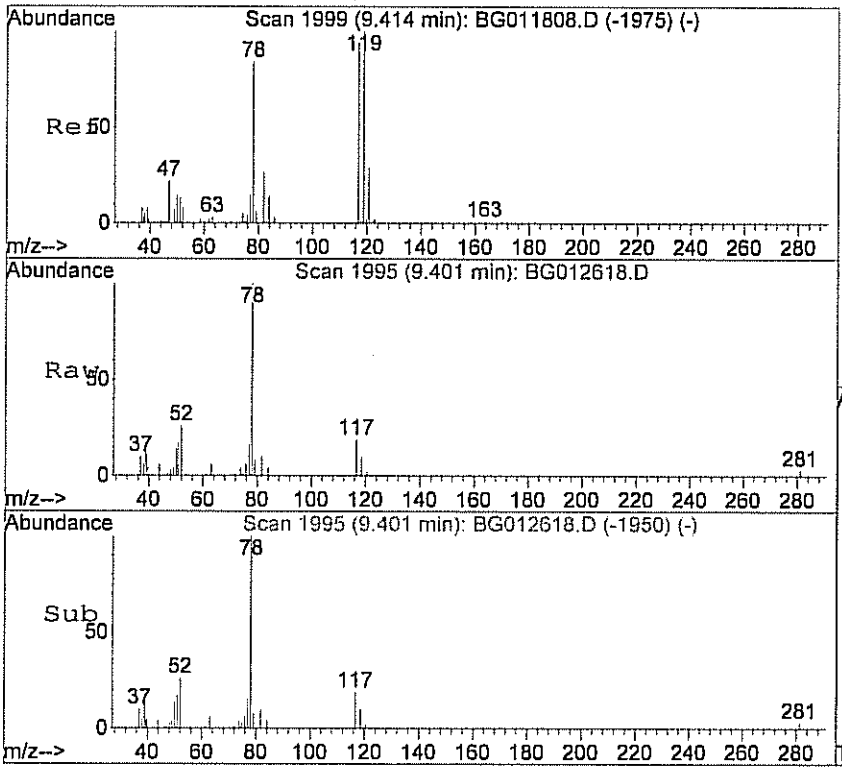

#34
Benzene
Concen: 0.28 ppb
RT: 9.40 min Scan# 1995
Delta R.T. -0.01 min
Lab File: BG012618.D
Acq: 26 Jan 2011 9:40 pm

Tgt Ion: 78 Resp: 21714

Ion	Ratio	Lower	Upper
78	100		
77	28.2	2.4	42.4
51	23.9	0.0	38.9

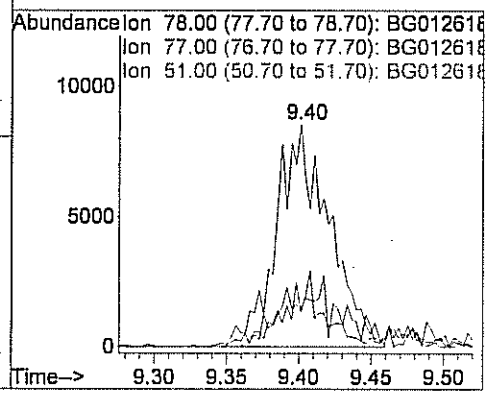

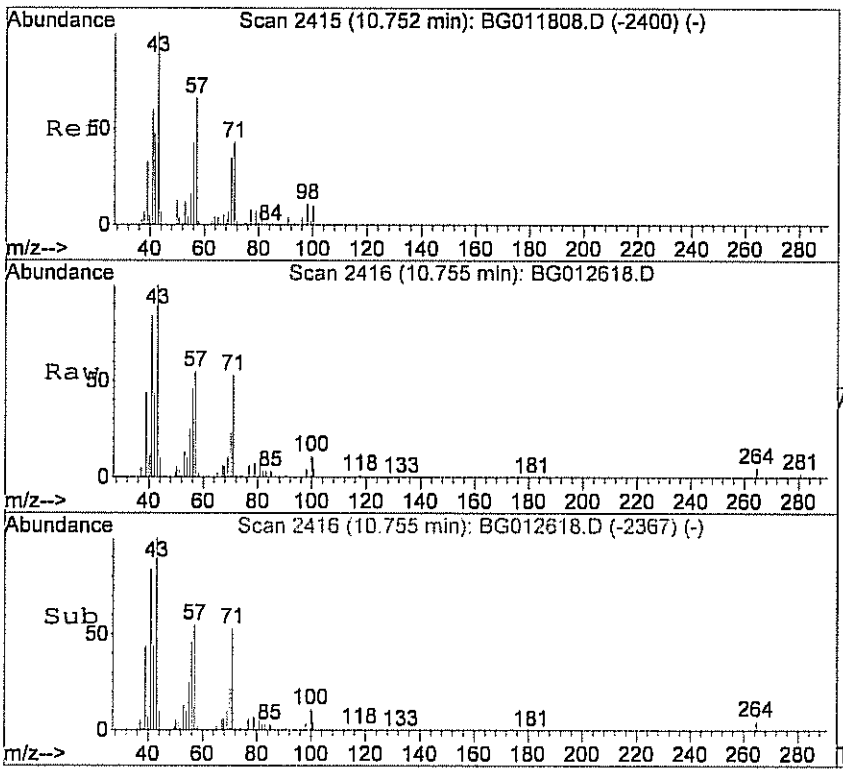

#37
Heptane
Concen: 0.79 ppb m
RT: 10.75 min Scan# 2416
Delta R.T. 0.01 min
Lab File: BG012618.D
Acq: 26 Jan 2011 9:40 pm

Tgt Ion: 43 Resp: 22832

Ion	Ratio	Lower	Upper
43	100		
57	45.6	40.1	80.1
71	59.5	41.4	81.4

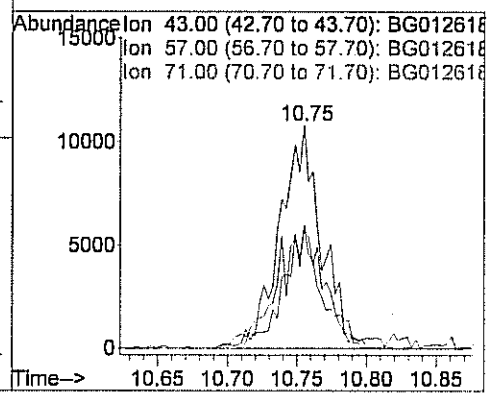

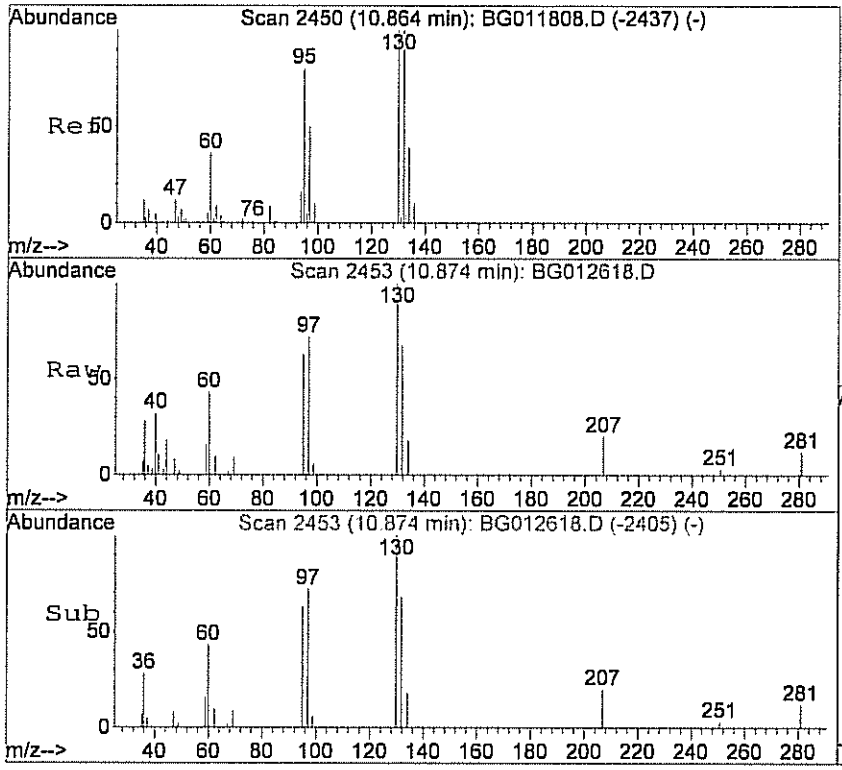

#38
Trichloroethene
Concen: 0.10 ppb
RT: 10.87 min Scan# 2453
Delta R.T. 0.00 min
Lab File: BG012618.D
Acq: 26 Jan 2011 9:40 pm

Tgt Ion:130 Resp: 4830

Ion	Ratio	Lower	Upper
130	100		
132	95.1	63.9	103.9
95	96.2	53.8	93.8#

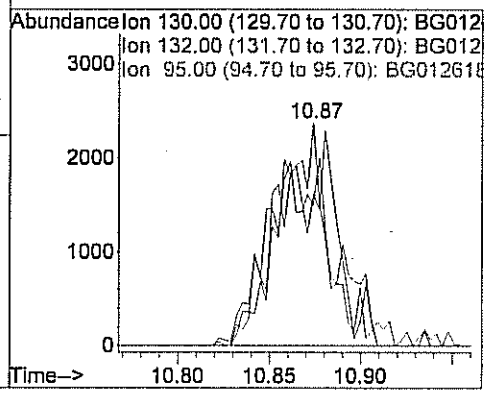

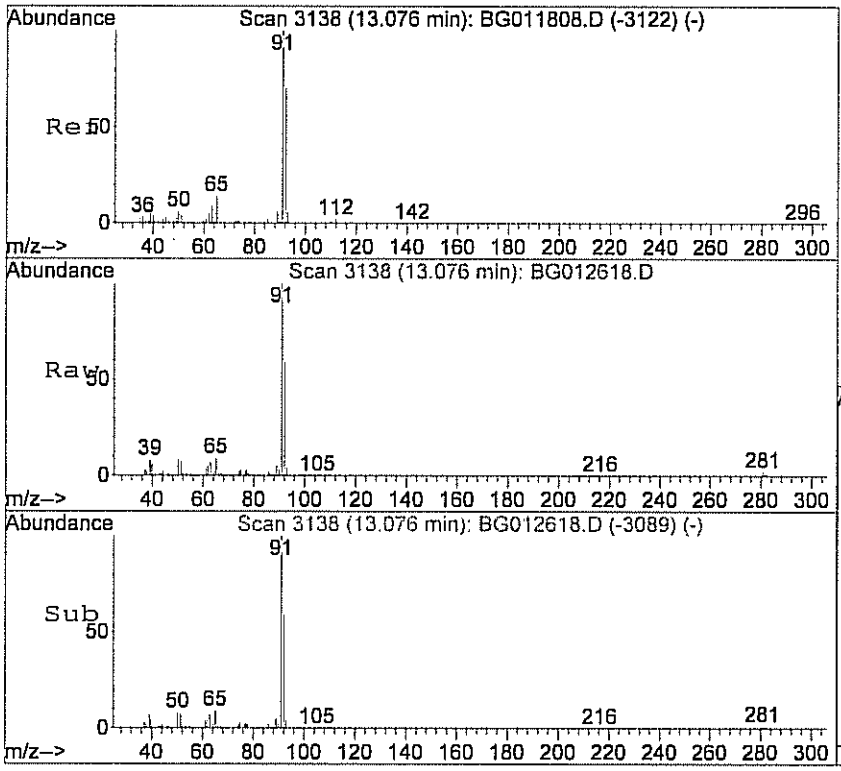

#45
Toluene
Concen: 0.69 ppb
RT: 13.08 min Scan# 3138
Delta R.T. 0.01 min
Lab File: BG012618.D
Acq: 26 Jan 2011 9:40 pm

Tgt Ion: 92 Resp: 24567

Ion	Ratio	Lower	Upper
92	100		
91	166.0	121.5	161.5#

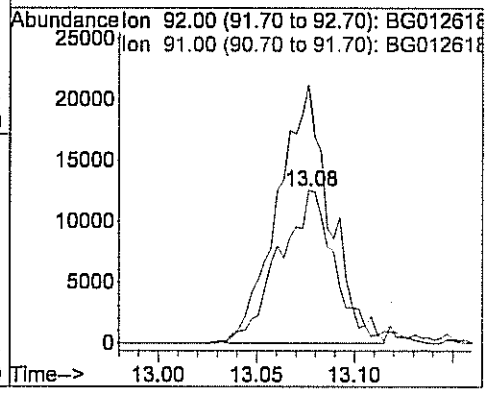

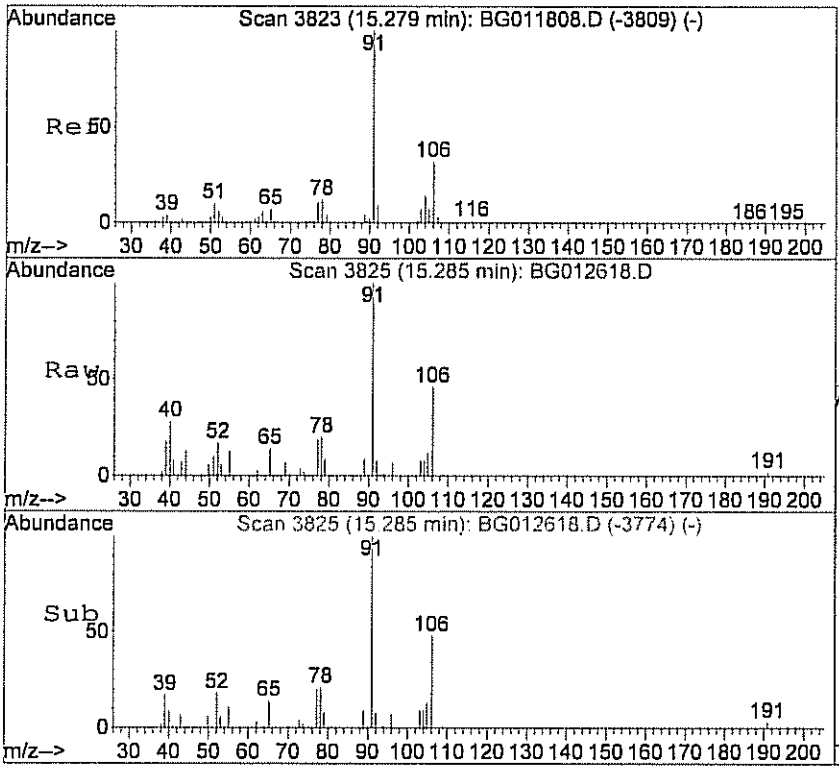

#52
Ethylbenzene
Concen: 0.12 ppb
RT: 15.29 min Scan# 3825
Delta R.T. 0.01 min
Lab File: BG012618.D
Acq: 26 Jan 2011 9:40 pm

Tgt Ion: 91 Resp: 6988

Ion	Ratio	Lower	Upper
91	100		
106	30.8	21.0	61.0

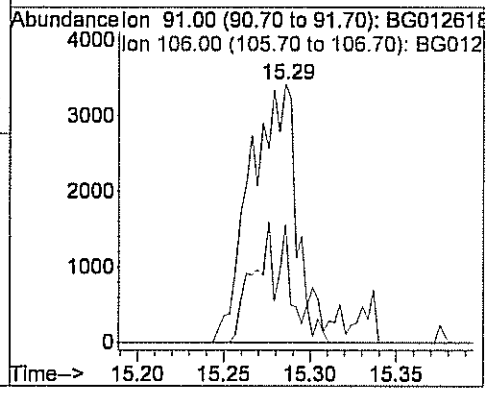

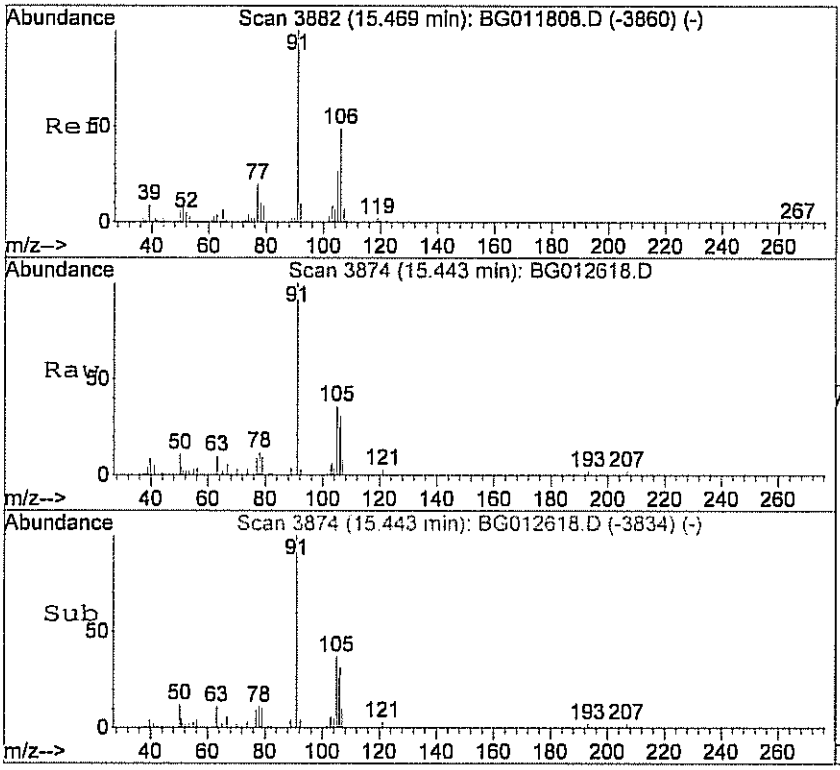

#53
m&p-xylene
Concen: 0.23 ppb
RT: 15.44 min Scan# 3874
Delta R.T. -0.02 min
Lab File: BG012618.D
Acq: 26 Jan 2011 9:40 pm

Tgt Ion: 91 Resp: 12076

Ion	Ratio	Lower	Upper
91	100		
106	41.1	34.5	74.5

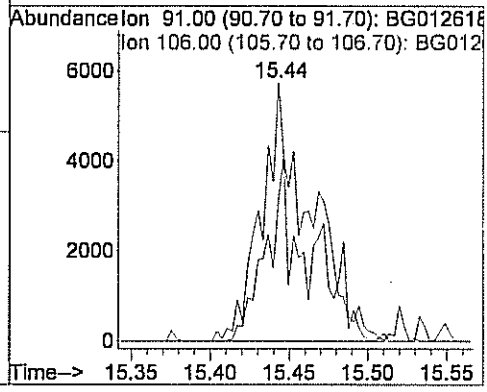

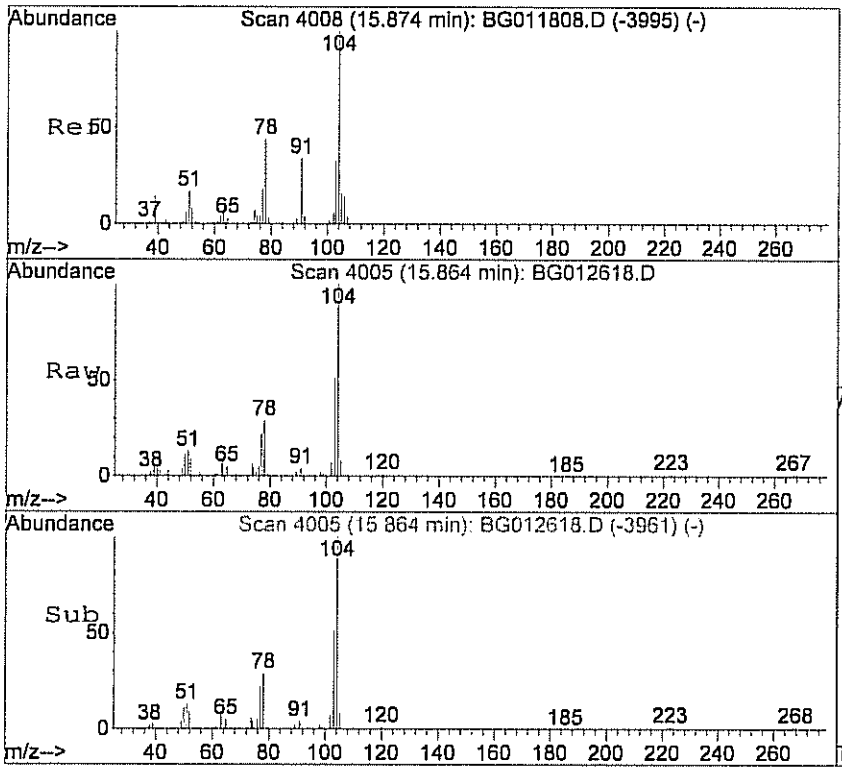

#54
Styrene
Concen: 0.58 ppb
RT: 15.86 min Scan# 4005
Delta R.T. -0.01 min
Lab File: BG012618.D
Acq: 26 Jan 2011 9:40 pm

Tgt Ion:104 Resp: 18748

Ion	Ratio	Lower	Upper
104	100		
78	46.9	13.1	53.1

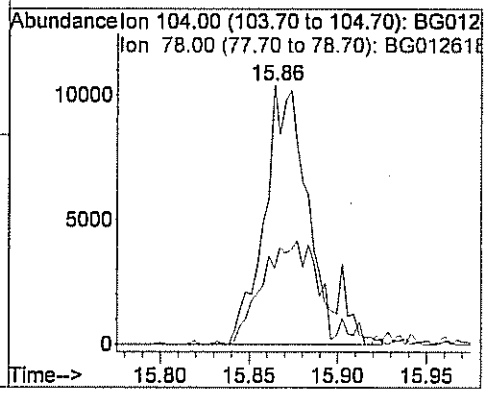

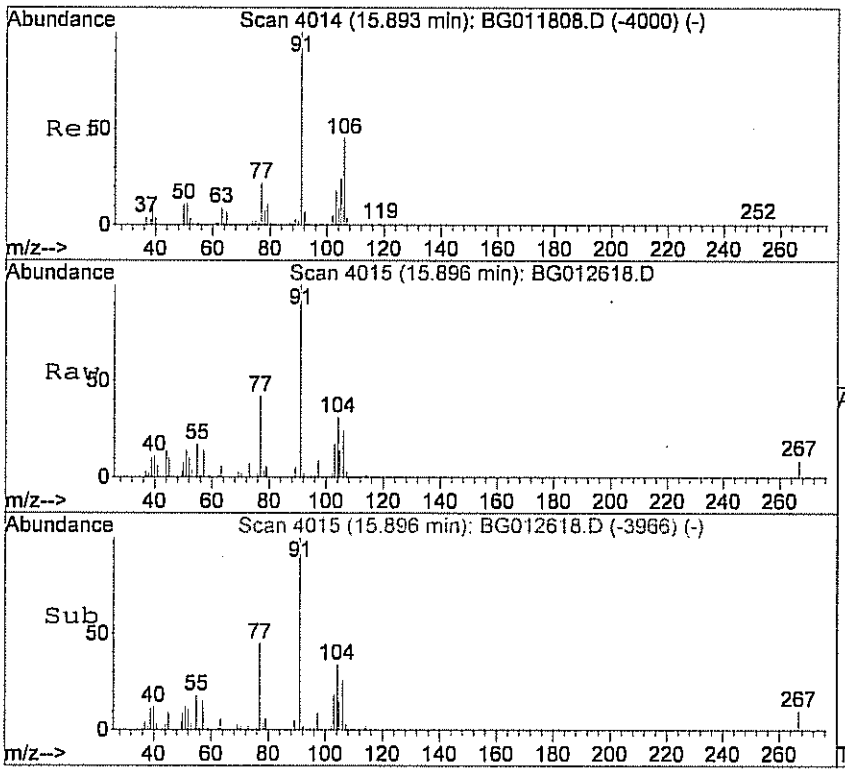

#56
o-xylene
Concen: 0.12 ppb
RT: 15.90 min Scan# 4015
Delta R.T. 0.01 min
Lab File: BG012618.D
Acq: 26 Jan 2011 9:40 pm

Tgt Ion: 91 Resp: 6462

Ion	Ratio	Lower	Upper
91	100		
106	31.3	30.8	70.8

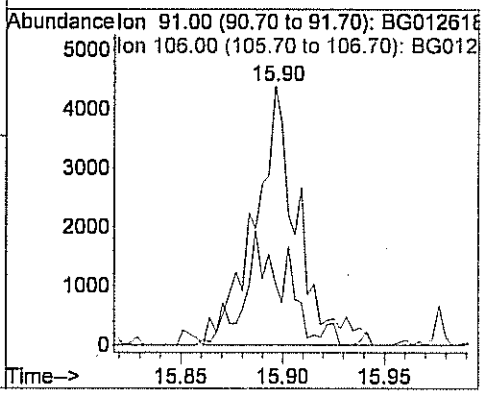

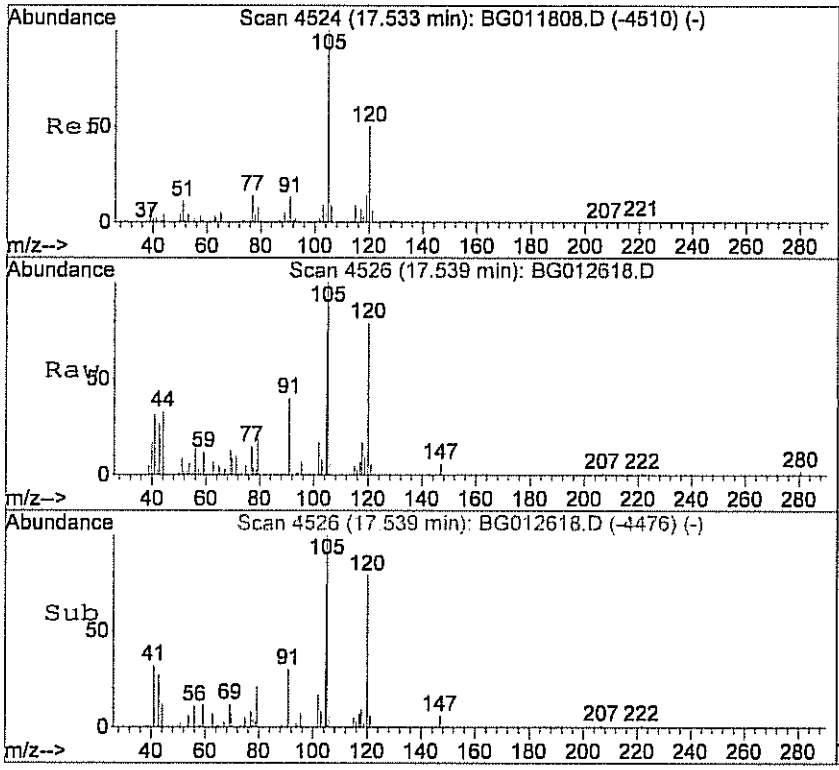

#61
1,2,4-trimethylbenzene
Concen: 0.23 ppb
RT: 17.54 min Scan# 4526
Delta R.T. 0.01 min
Lab File: BG012618.D
Acq: 26 Jan 2011 9:40 pm

Tgt Ion:105 Resp: 7758

Ion	Ratio	Lower	Upper
105	100		
120	59.1	52.0	92.0

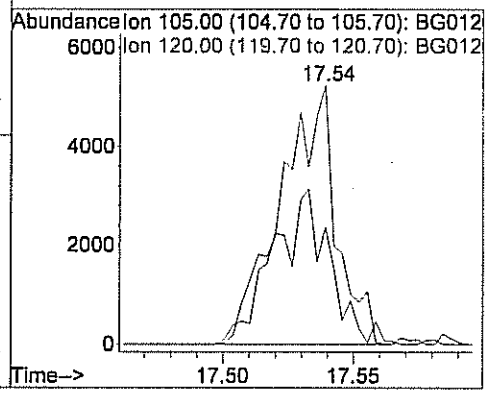

Quantitation Report (QT Reviewed)

Data File : C:\MSDCHEM\1\DATA\BG012619.D Vial: 10
Acq On : 26 Jan 2011 10:14 pm Operator: LL
Sample : C1101036-003A 10X Inst : MSD #2
Misc : 1ugm3 & 0.25TCE,CT,VNCL Sample Multiplr: 1.00
MS Integration Params: RTEINT.P
Quant Time: Jan 26 22:35:17 2011 Quant Results File: B118_1UG.RES

Quant Method : C:\MSDCHEM\1\METHODS\B118_1UG.M (RTE Integrator)
Title : TO-15 VOA Standards for 5 point calibration
Last Update : Wed Jan 26 14:01:48 2011
Response via : Initial Calibration
DataAcq Meth : B118_1UG

Internal Standards	R.T.	QIon	Response	Conc	Units	Dev(Min)
1) Bromochloromethane	7.88	128	17049	1.00	ppb	0.01
30) 1,4-difluorobenzene	10.18	114	30918	1.00	ppb	0.00
44) Chlorobenzene-d5	14.97	117	32458	1.00	ppb	0.00
System Monitoring Compounds						
57) Bromofluorobenzene	16.52	95	14429	0.83	ppb	0.00
Spiked Amount 1.000	Range 70 - 130		Recovery = 83.00%			
Target Compounds						Qvalue
12) Acetone	4.79	58	4187m	0.37	ppb	
13) Isopropyl alcohol	4.84	45	42464	2.04	ppb	# 5
16) Methylene chloride	5.36	84	22325	0.85	ppb	93

T.L.

(#) = qualifier out of range (m) = manual integration (+) = signals summed

Quantitation Report (QT Reviewed)

Data File : C:\MSDCHEM\1\DATA\BG012619.D Vial: 10
Acq On : 26 Jan 2011 10:14 pm Operator: LL
Sample : C1101036-003A 10X Inst : MSD #2
Misc : 1ugm3 & 0.25TCE,CT,VNCL Sample Multiplr: 1.00
MS Integration Params: RTEINT.P
Quant Time: Feb 1 13:45 2011 Quant Results File: B118_1UG.RES

Method : C:\MSDCHEM\1\METHODS\B118_1UG.M (RTE Integrator)
Title : TO-15 VOA Standards for 5 point calibration
Last Update : Tue Feb 01 16:05:43 2011
Response via : Initial Calibration

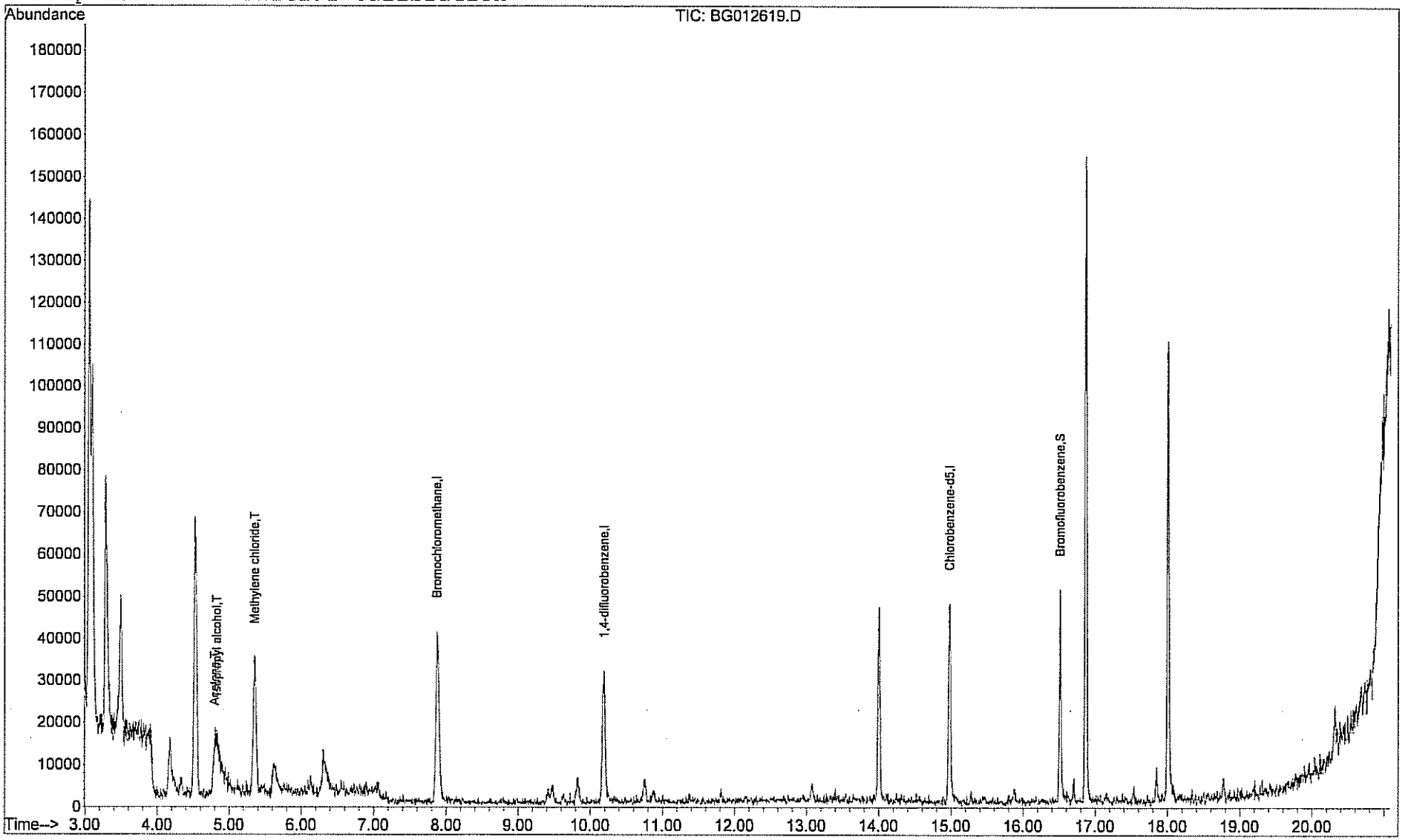

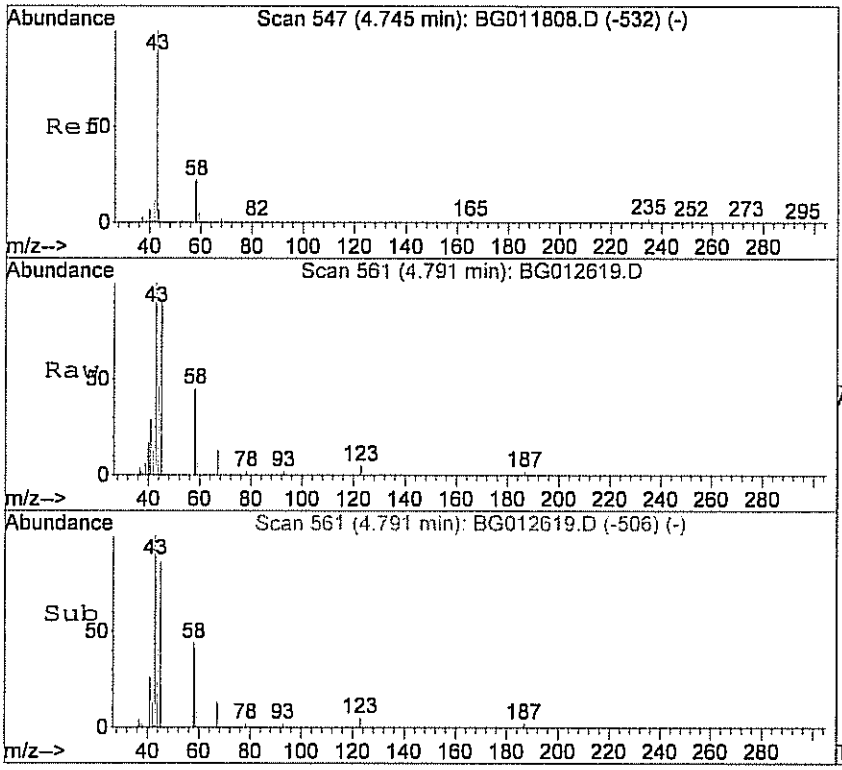

#12
Acetone
Concen: 0.37 ppb m
RT: 4.79 min Scan# 561
Delta R.T. 0.03 min
Lab File: BG012619.D
Acq: 26 Jan 2011 10:14 pm

Tgt Ion: 58 Resp: 4187

Ion	Ratio	Lower	Upper
58	100		
43	0.0	148.4	208.4#

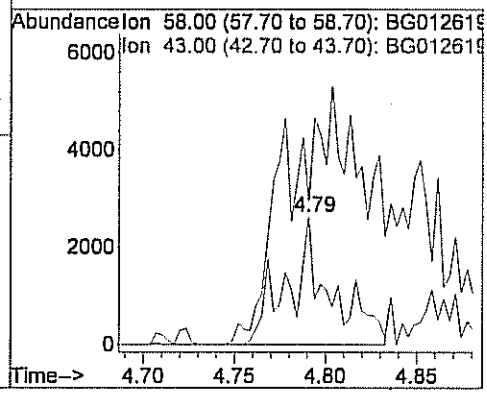

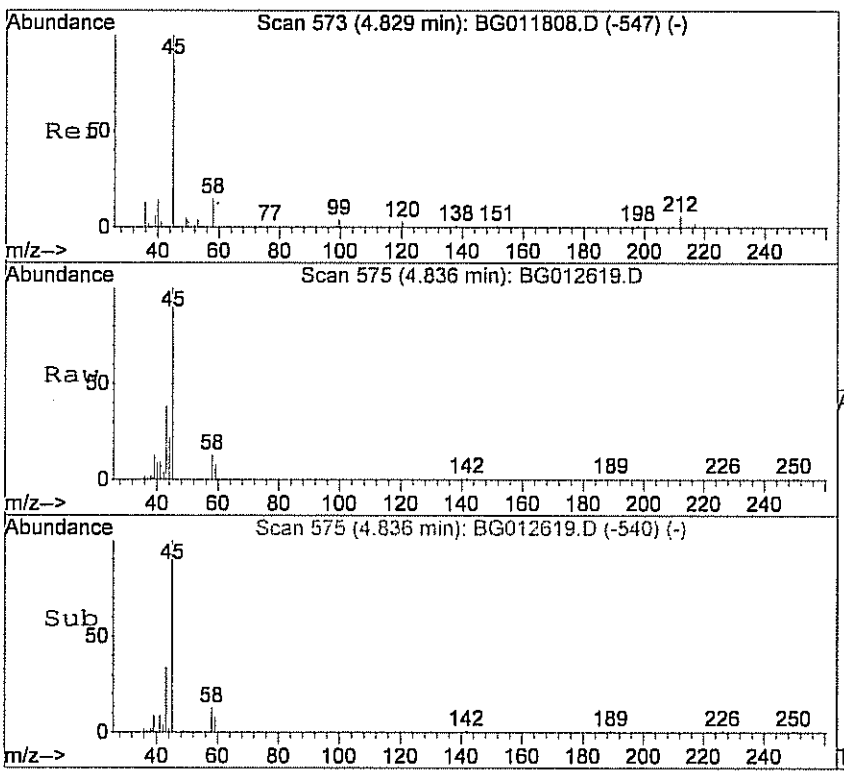

#13
Isopropyl alcohol
Concen: 2.04 ppb
RT: 4.84 min Scan# 575
Delta R.T. -0.04 min
Lab File: BG012619.D
Acq: 26 Jan 2011 10:14 pm

Tgt Ion: 45 Resp: 42464

Ion	Ratio	Lower	Upper
45	100		
43	74.6	6.2	46.2#

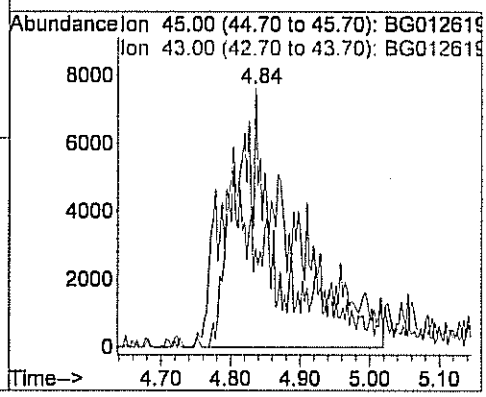

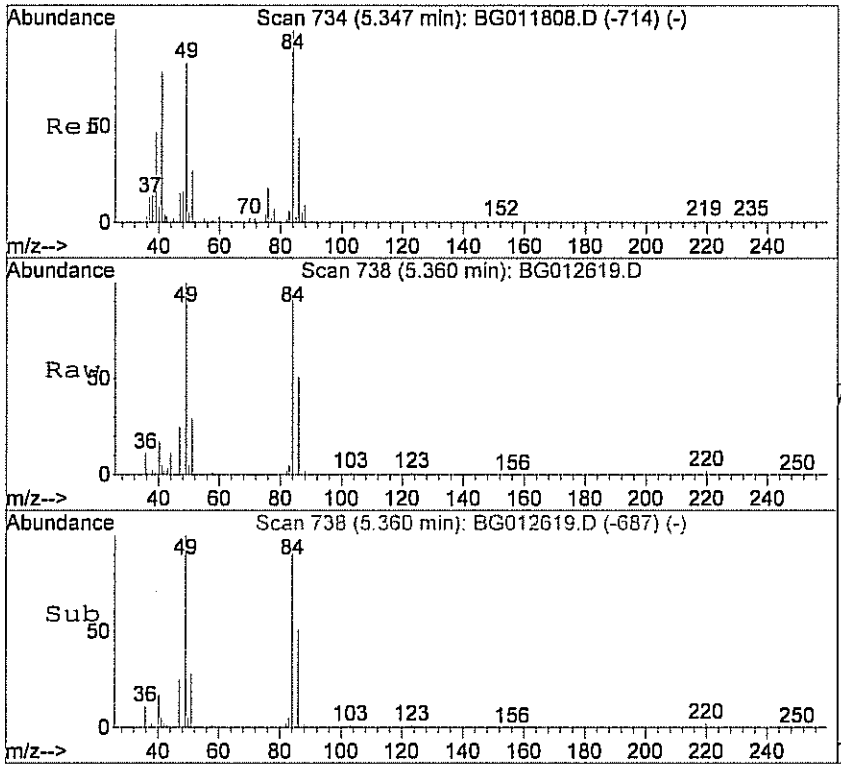

#16
Methylene chloride
Concen: 0.85 ppb
RT: 5.36 min Scan# 738
Delta R.T. 0.01 min
Lab File: BG012619.D
Acq: 26 Jan 2011 10:14 pm

Tgt Ion: 84 Resp: 22325

Ion	Ratio	Lower	Upper
84	100		
49	113.2	82.7	122.7
86	56.5	35.7	75.7

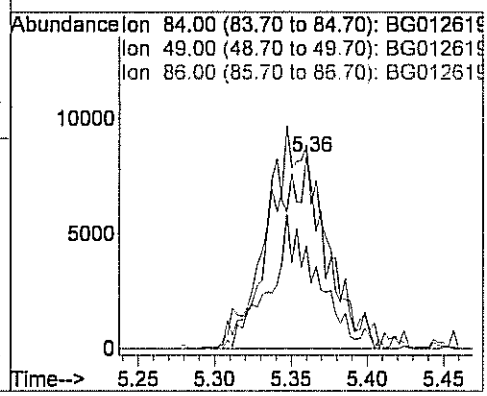

Centek Laboratories, LLC

Date: *24-Feb-11*

CLIENT:	Arcadis	**Client Sample ID:**	IA-VMP 2B
Lab Order:	C1101036	**Tag Number:**	475,400
Project:	Lockheed Martin NJ001014.0001	**Collection Date:**	1/25/2011
Lab ID:	C1101036-004A	**Matrix:**	AIR

Analyses	Result	**Limit	Qual	Units	DF	Date Analyzed
FIELD PARAMETERS		FLD				Analyst:
Lab Vacuum In	-5			"Hg		1/26/2011
Lab Vacuum Out	-30			"Hg		1/26/2011
1UG/M3 W/ 0.25UG/M3 CT-TCE-VC		TO-15				Analyst: LL
1,1,1-Trichloroethane	< 0.15	0.15		ppbV	1	1/26/2011 10:49:00 PM
1,1,2,2-Tetrachloroethane	< 0.15	0.15		ppbV	1	1/26/2011 10:49:00 PM
1,1,2-Trichloroethane	< 0.15	0.15		ppbV	1	1/26/2011 10:49:00 PM
1,1-Dichloroethane	< 0.15	0.15		ppbV	1	1/26/2011 10:49:00 PM
1,1-Dichloroethene	< 0.15	0.15		ppbV	1	1/26/2011 10:49:00 PM
1,2,4-Trichlorobenzene	< 0.15	0.15		ppbV	1	1/26/2011 10:49:00 PM
1,2,4-Trimethylbenzene	1.6	1.5		ppbV	10	1/26/2011 11:22:00 PM
1,2-Dibromoethane	< 0.15	0.15		ppbV	1	1/26/2011 10:49:00 PM
1,2-Dichlorobenzene	< 0.15	0.15		ppbV	1	1/26/2011 10:49:00 PM
1,2-Dichloroethane	< 0.15	0.15		ppbV	1	1/26/2011 10:49:00 PM
1,2-Dichloropropane	< 0.15	0.15		ppbV	1	1/26/2011 10:49:00 PM
1,3,5-Trimethylbenzene	0.54	0.15		ppbV	1	1/26/2011 10:49:00 PM
1,3-butadiene	< 0.15	0.15		ppbV	1	1/26/2011 10:49:00 PM
1,3-Dichlorobenzene	< 0.15	0.15		ppbV	1	1/26/2011 10:49:00 PM
1,4-Dichlorobenzene	< 0.15	0.15		ppbV	1	1/26/2011 10:49:00 PM
1,4-Dioxane	< 0.30	0.30		ppbV	1	1/26/2011 10:49:00 PM
2,2,4-trimethylpentane	< 0.15	0.15		ppbV	1	1/26/2011 10:49:00 PM
4-ethyltoluene	0.49	0.15		ppbV	1	1/26/2011 10:49:00 PM
Acetone	7.8	3.0		ppbV	10	1/26/2011 11:22:00 PM
Allyl chloride	< 0.15	0.15		ppbV	1	1/26/2011 10:49:00 PM
Benzene	0.40	0.15		ppbV	1	1/26/2011 10:49:00 PM
Benzyl chloride	< 0.15	0.15		ppbV	1	1/26/2011 10:49:00 PM
Bromodichloromethane	< 0.15	0.15		ppbV	1	1/26/2011 10:49:00 PM
Bromoform	< 0.15	0.15		ppbV	1	1/26/2011 10:49:00 PM
Bromomethane	< 0.15	0.15		ppbV	1	1/26/2011 10:49:00 PM
Carbon disulfide	< 0.15	0.15		ppbV	1	1/26/2011 10:49:00 PM
Carbon tetrachloride	0.050	0.040		ppbV	1	1/26/2011 10:49:00 PM
Chlorobenzene	0.30	0.15		ppbV	1	1/26/2011 10:49:00 PM
Chloroethane	< 0.15	0.15		ppbV	1	1/26/2011 10:49:00 PM
Chloroform	< 0.15	0.15		ppbV	1	1/26/2011 10:49:00 PM
Chloromethane	0.41	0.15		ppbV	1	1/26/2011 10:49:00 PM
cis-1,2-Dichloroethene	< 0.15	0.15		ppbV	1	1/26/2011 10:49:00 PM
cis-1,3-Dichloropropene	< 0.15	0.15		ppbV	1	1/26/2011 10:49:00 PM
Cyclohexane	4.2	1.5		ppbV	10	1/26/2011 11:22:00 PM
Dibromochloromethane	< 0.15	0.15		ppbV	1	1/26/2011 10:49:00 PM
Ethyl acetate	< 0.25	0.25		ppbV	1	1/26/2011 10:49:00 PM

Qualifiers:

**	Reporting Limit	.	Results reported are not blank corrected
B	Analyte detected in the associated Method Blank	E	Value above quantitation range
H	Holding times for preparation or analysis exceeded	J	Analyte detected at or below quantitation limits
JN	Non-routine analyte. Quantitation estimated.	ND	Not Detected at the Reporting Limit
S	Spike Recovery outside accepted recovery limits		

Centek Laboratories, LLC

Date: *24-Feb-11*

CLIENT:	Arcadis	**Client Sample ID:**	IA-VMP 2B
Lab Order:	C1101036	**Tag Number:**	475,400
Project:	Lockheed Martin NJ001014.0001	**Collection Date:**	1/25/2011
Lab ID:	C1101036-004A	**Matrix:**	AIR

Analyses	Result	**Limit	Qual	Units	DF	Date Analyzed
1UG/M3 W/ 0.25UG/M3 CT-TCE-VC		**TO-15**				Analyst: LL
Ethylbenzene	0.18	0.15		ppbV	1	1/26/2011 10:49:00 PM
Freon 11	0.37	0.15		ppbV	1	1/26/2011 10:49:00 PM
Freon 113	< 0.15	0.15		ppbV	1	1/26/2011 10:49:00 PM
Freon 114	< 0.15	0.15		ppbV	1	1/26/2011 10:49:00 PM
Freon 12	0.43	0.15		ppbV	1	1/26/2011 10:49:00 PM
Heptane	1.6	0.15		ppbV	1	1/26/2011 10:49:00 PM
Hexachloro-1,3-butadiene	< 0.15	0.15		ppbV	1	1/26/2011 10:49:00 PM
Hexane	0.33	0.15		ppbV	1	1/26/2011 10:49:00 PM
Isopropyl alcohol	120	12		ppbV	80	1/28/2011 7:59:00 AM
m&p-Xylene	0.37	0.30		ppbV	1	1/26/2011 10:49:00 PM
Methyl Butyl Ketone	< 0.30	0.30		ppbV	1	1/26/2011 10:49:00 PM
Methyl Ethyl Ketone	< 0.30	0.30		ppbV	1	1/26/2011 10:49:00 PM
Methyl Isobutyl Ketone	< 0.30	0.30		ppbV	1	1/26/2011 10:49:00 PM
Methyl tert-butyl ether	< 0.15	0.15		ppbV	1	1/26/2011 10:49:00 PM
Methylene chloride	5.0	1.5		ppbV	10	1/26/2011 11:22:00 PM
o-Xylene	0.20	0.15		ppbV	1	1/26/2011 10:49:00 PM
Propylene	< 0.15	0.15		ppbV	1	1/26/2011 10:49:00 PM
Styrene	1.2	0.15		ppbV	1	1/26/2011 10:49:00 PM
Tetrachloroethylene	< 0.15	0.15		ppbV	1	1/26/2011 10:49:00 PM
Tetrahydrofuran	< 0.15	0.15		ppbV	1	1/26/2011 10:49:00 PM
Toluene	0.78	0.15		ppbV	1	1/26/2011 10:49:00 PM
trans-1,2-Dichloroethene	< 0.15	0.15		ppbV	1	1/26/2011 10:49:00 PM
trans-1,3-Dichloropropene	< 0.15	0.15		ppbV	1	1/26/2011 10:49:00 PM
Trichloroethene	0.12	0.040		ppbV	1	1/26/2011 10:49:00 PM
Vinyl acetate	< 0.15	0.15		ppbV	1	1/26/2011 10:49:00 PM
Vinyl Bromide	< 0.15	0.15		ppbV	1	1/26/2011 10:49:00 PM
Vinyl chloride	< 0.040	0.040		ppbV	1	1/26/2011 10:49:00 PM
Surr: Bromofluorobenzene	103	70-130		%REC	1	1/26/2011 10:49:00 PM

Qualifiers:

**	Reporting Limit	.	Results reported are not blank corrected
B	Analyte detected in the associated Method Blank	E	Value above quantitation range
H	Holding times for preparation or analysis exceeded	J	Analyte detected at or below quantitation limits
JN	Non-routine analyte. Quantitation estimated.	ND	Not Detected at the Reporting Limit
S	Spike Recovery outside accepted recovery limits		

Centek Laboratories, LLC

Date: *24-Feb-11*

CLIENT:	Arcadis	**Client Sample ID:**	IA-VMP 2B
Lab Order:	C1101036	**Tag Number:**	475,400
Project:	Lockheed Martin NJ001014.0001	**Collection Date:**	1/25/2011
Lab ID:	C1101036-004A	**Matrix:**	AIR

Analyses	Result	**Limit	Qual	Units	DF	Date Analyzed
1UG/M3 W/ 0.25UG/M3 CT-TCE-VC		TO-15				Analyst: LL
1,1,1-Trichloroethane	< 0.83	0.83		ug/m3	1	1/26/2011 10:49:00 PM
1,1,2,2-Tetrachloroethane	< 1.0	1.0		ug/m3	1	1/26/2011 10:49:00 PM
1,1,2-Trichloroethane	< 0.83	0.83		ug/m3	1	1/26/2011 10:49:00 PM
1,1-Dichloroethane	< 0.62	0.62		ug/m3	1	1/26/2011 10:49:00 PM
1,1-Dichloroethene	< 0.60	0.60		ug/m3	1	1/26/2011 10:49:00 PM
1,2,4-Trichlorobenzene	< 1.1	1.1		ug/m3	1	1/26/2011 10:49:00 PM
1,2,4-Trimethylbenzene	8.0	7.5		ug/m3	10	1/26/2011 11:22:00 PM
1,2-Dibromoethane	< 1.2	1.2		ug/m3	1	1/26/2011 10:49:00 PM
1,2-Dichlorobenzene	< 0.92	0.92		ug/m3	1	1/26/2011 10:49:00 PM
1,2-Dichloroethane	< 0.62	0.62		ug/m3	1	1/26/2011 10:49:00 PM
1,2-Dichloropropane	< 0.70	0.70		ug/m3	1	1/26/2011 10:49:00 PM
1,3,5-Trimethylbenzene	2.7	0.75		ug/m3	1	1/26/2011 10:49:00 PM
1,3-butadiene	< 0.34	0.34		ug/m3	1	1/26/2011 10:49:00 PM
1,3-Dichlorobenzene	< 0.92	0.92		ug/m3	1	1/26/2011 10:49:00 PM
1,4-Dichlorobenzene	< 0.92	0.92		ug/m3	1	1/26/2011 10:49:00 PM
1,4-Dioxane	< 1.1	1.1		ug/m3	1	1/26/2011 10:49:00 PM
2,2,4-trimethylpentane	< 0.71	0.71		ug/m3	1	1/26/2011 10:49:00 PM
4-ethyltoluene	2.4	0.75		ug/m3	1	1/26/2011 10:49:00 PM
Acetone	19	7.2		ug/m3	10	1/26/2011 11:22:00 PM
Allyl chloride	< 0.48	0.48		ug/m3	1	1/26/2011 10:49:00 PM
Benzene	1.3	0.49		ug/m3	1	1/26/2011 10:49:00 PM
Benzyl chloride	< 0.88	0.88		ug/m3	1	1/26/2011 10:49:00 PM
Bromodichloromethane	< 1.0	1.0		ug/m3	1	1/26/2011 10:49:00 PM
Bromoform	< 1.6	1.6		ug/m3	1	1/26/2011 10:49:00 PM
Bromomethane	< 0.59	0.59		ug/m3	1	1/26/2011 10:49:00 PM
Carbon disulfide	< 0.47	0.47		ug/m3	1	1/26/2011 10:49:00 PM
Carbon tetrachloride	0.32	0.26		ug/m3	1	1/26/2011 10:49:00 PM
Chlorobenzene	1.4	0.70		ug/m3	1	1/26/2011 10:49:00 PM
Chloroethane	< 0.40	0.40		ug/m3	1	1/26/2011 10:49:00 PM
Chloroform	< 0.74	0.74		ug/m3	1	1/26/2011 10:49:00 PM
Chloromethane	0.86	0.31		ug/m3	1	1/26/2011 10:49:00 PM
cis-1,2-Dichloroethene	< 0.60	0.60		ug/m3	1	1/26/2011 10:49:00 PM
cis-1,3-Dichloropropene	< 0.69	0.69		ug/m3	1	1/26/2011 10:49:00 PM
Cyclohexane	15	5.2		ug/m3	10	1/26/2011 11:22:00 PM
Dibromochloromethane	< 1.3	1.3		ug/m3	1	1/26/2011 10:49:00 PM
Ethyl acetate	< 0.92	0.92		ug/m3	1	1/26/2011 10:49:00 PM
Ethylbenzene	0.79	0.66		ug/m3	1	1/26/2011 10:49:00 PM
Freon 11	2.1	0.86		ug/m3	1	1/26/2011 10:49:00 PM
Freon 113	< 1.2	1.2		ug/m3	1	1/26/2011 10:49:00 PM
Freon 114	< 1.1	1.1		ug/m3	1	1/26/2011 10:49:00 PM

Qualifiers:

**	Reporting Limit	.	Results reported are not blank corrected
B	Analyte detected in the associated Method Blank	E	Value above quantitation range
H	Holding times for preparation or analysis exceeded	J	Analyte detected at or below quantitation limits
JN	Non-routine analyte. Quantitation estimated.	ND	Not Detected at the Reporting Limit
S	Spike Recovery outside accepted recovery limits		

Centek Laboratories, LLC

Date: *24-Feb-11*

CLIENT:	Arcadis	**Client Sample ID:**	IA-VMP 2B
Lab Order:	C1101036	**Tag Number:**	475,400
Project:	Lockheed Martin NJ001014.0001	**Collection Date:**	1/25/2011
Lab ID:	C1101036-004A	**Matrix:**	AIR

Analyses	Result	**Limit	Qual	Units	DF	Date Analyzed
1UG/M3 W/ 0.25UG/M3 CT-TCE-VC		**TO-15**				Analyst: LL
Freon 12	2.2	0.75		ug/m3	1	1/26/2011 10:49:00 PM
Heptane	6.5	0.62		ug/m3	1	1/26/2011 10:49:00 PM
Hexachloro-1,3-butadiene	< 1.6	1.6		ug/m3	1	1/26/2011 10:49:00 PM
Hexane	1.2	0.54		ug/m3	1	1/26/2011 10:49:00 PM
Isopropyl alcohol	290	30		ug/m3	80	1/28/2011 7:59:00 AM
m&p-Xylene	1.6	1.3		ug/m3	1	1/26/2011 10:49:00 PM
Methyl Butyl Ketone	< 1.2	1.2		ug/m3	1	1/26/2011 10:49:00 PM
Methyl Ethyl Ketone	< 0.90	0.90		ug/m3	1	1/26/2011 10:49:00 PM
Methyl Isobutyl Ketone	< 1.2	1.2		ug/m3	1	1/26/2011 10:49:00 PM
Methyl tert-butyl ether	< 0.55	0.55		ug/m3	1	1/26/2011 10:49:00 PM
Methylene chloride	18	5.3		ug/m3	10	1/26/2011 11:22:00 PM
o-Xylene	0.88	0.66		ug/m3	1	1/26/2011 10:49:00 PM
Propylene	< 0.26	0.26		ug/m3	1	1/26/2011 10:49:00 PM
Styrene	5.1	0.65		ug/m3	1	1/26/2011 10:49:00 PM
Tetrachloroethylene	< 1.0	1.0		ug/m3	1	1/26/2011 10:49:00 PM
Tetrahydrofuran	< 0.45	0.45		ug/m3	1	1/26/2011 10:49:00 PM
Toluene	3.0	0.57		ug/m3	1	1/26/2011 10:49:00 PM
trans-1,2-Dichloroethene	< 0.60	0.60		ug/m3	1	1/26/2011 10:49:00 PM
trans-1,3-Dichloropropene	< 0.69	0.69		ug/m3	1	1/26/2011 10:49:00 PM
Trichloroethene	0.66	0.22		ug/m3	1	1/26/2011 10:49:00 PM
Vinyl acetate	< 0.54	0.54		ug/m3	1	1/26/2011 10:49:00 PM
Vinyl Bromide	< 0.67	0.67		ug/m3	1	1/26/2011 10:49:00 PM
Vinyl chloride	< 0.10	0.10		ug/m3	1	1/26/2011 10:49:00 PM

Qualifiers:	**	Reporting Limit	.	Results reported are not blank corrected
	B	Analyte detected in the associated Method Blank	E	Value above quantitation range
	H	Holding times for preparation or analysis exceeded	J	Analyte detected at or below quantitation limits
	JN	Non-routine analyte. Quantitation estimated.	ND	Not Detected at the Reporting Limit
	S	Spike Recovery outside accepted recovery limits		

Quantitation Report (QT Reviewed)

Data File : C:\MSDCHEM\1\DATA\BG012620.D Vial: 11
Acq On : 26 Jan 2011 10:49 pm Operator: LL
Sample : C1101036-004A Inst : MSD #2
Misc : 1ugm3 & 0.25TCE,CT,VNCL Sample Multiplr: 1.00
MS Integration Params: RTEINT.P
Quant Time: Jan 31 09:20:03 2011 Quant Results File: B118_1UG.RES

Quant Method : C:\MSDCHEM\1\METHODS\B118_1UG.M (RTE Integrator)
Title : TO-15 VOA Standards for 5 point calibration
Last Update : Wed Jan 26 14:01:48 2011
Response via : Initial Calibration
DataAcq Meth : B118_1UG

Internal Standards	R.T.	QIon	Response	Conc	Units		Dev(Min)
1) Bromochloromethane	7.88	128	16385	1.00	ppb		0.00
30) 1,4-difluorobenzene	10.19	114	50867	1.00	ppb		0.01
44) Chlorobenzene-d5	14.98	117	45086	1.00	ppb		0.00
System Monitoring Compounds							
57) Bromofluorobenzene	16.51	95	24919	1.03	ppb		0.00
Spiked Amount 1.000	Range 70 - 130		Recovery = 103.00%				
Target Compounds							Qvalue
3) Freon 12	3.13	85	43130	0.43	ppb		98
4) Chloromethane	3.28	50	14834	0.41	ppb		74
11) Freon 11	4.33	101	35417	0.37	ppb		98
12) Acetone	4.61	58	48876m	4.45	ppb		
13) Isopropyl alcohol	4.63	45	2136438m	107.02	ppb		
16) Methylene chloride	5.35	84	110628	4.40	ppb	#	82
25) Hexane	7.07	41	9642m	0.33	ppb		
32) Cyclohexane	9.48	56	107155	4.17	ppb	#	67
33) Carbon tetrachloride	9.43	117	5664m	0.05	ppb		
34) Benzene	9.41	78	29052	0.40	ppb		95
37) Heptane	10.76	43	42236	1.57	ppb		97
38) Trichloroethene	10.85	130	5105m	0.12	ppb		
45) Toluene	13.08	92	25883	0.78	ppb	#	82
51) Chlorobenzene	15.03	112	14960	0.30	ppb		88
52) Ethylbenzene	15.27	91	9303m	0.18	ppb		
53) m&p-xylene	15.44	91	17839	0.37	ppb		92
54) Styrene	15.87	104	34901	1.17	ppb		85
56) o-xylene	15.89	91	10422	0.20	ppb		100
59) 4-ethyltoluene	17.07	105	27874	0.49	ppb		96
60) 1,3,5-trimethylbenzene	17.13	105	25503	0.54	ppb		91
61) 1,2,4-trimethylbenzene	17.53	105	76787	2.48	ppb		78

(#) = qualifier out of range (m) = manual integration (+) = signals summed

Quantitation Report (QT Reviewed)

Data File : C:\MSDCHEM\1\DATA\BG012620.D Vial: 11
Acq On : 26 Jan 2011 10:49 pm Operator: LL
Sample : C1101036-004A Inst : MSD #2
Misc : 1ugm3 & 0.25TCE,CT,VNCL Sample Multiplr: 1.00
MS Integration Params: RTEINT.P
Quant Time: Jan 31 9:22 2011 Quant Results File: B118_1UG.RES

Method : C:\MSDCHEM\1\METHODS\B118_1UG.M (RTE Integrator)
Title : TO-15 VOA Standards for 5 point calibration
Last Update : Tue Feb 01 16:05:43 2011
Response via : Initial Calibration

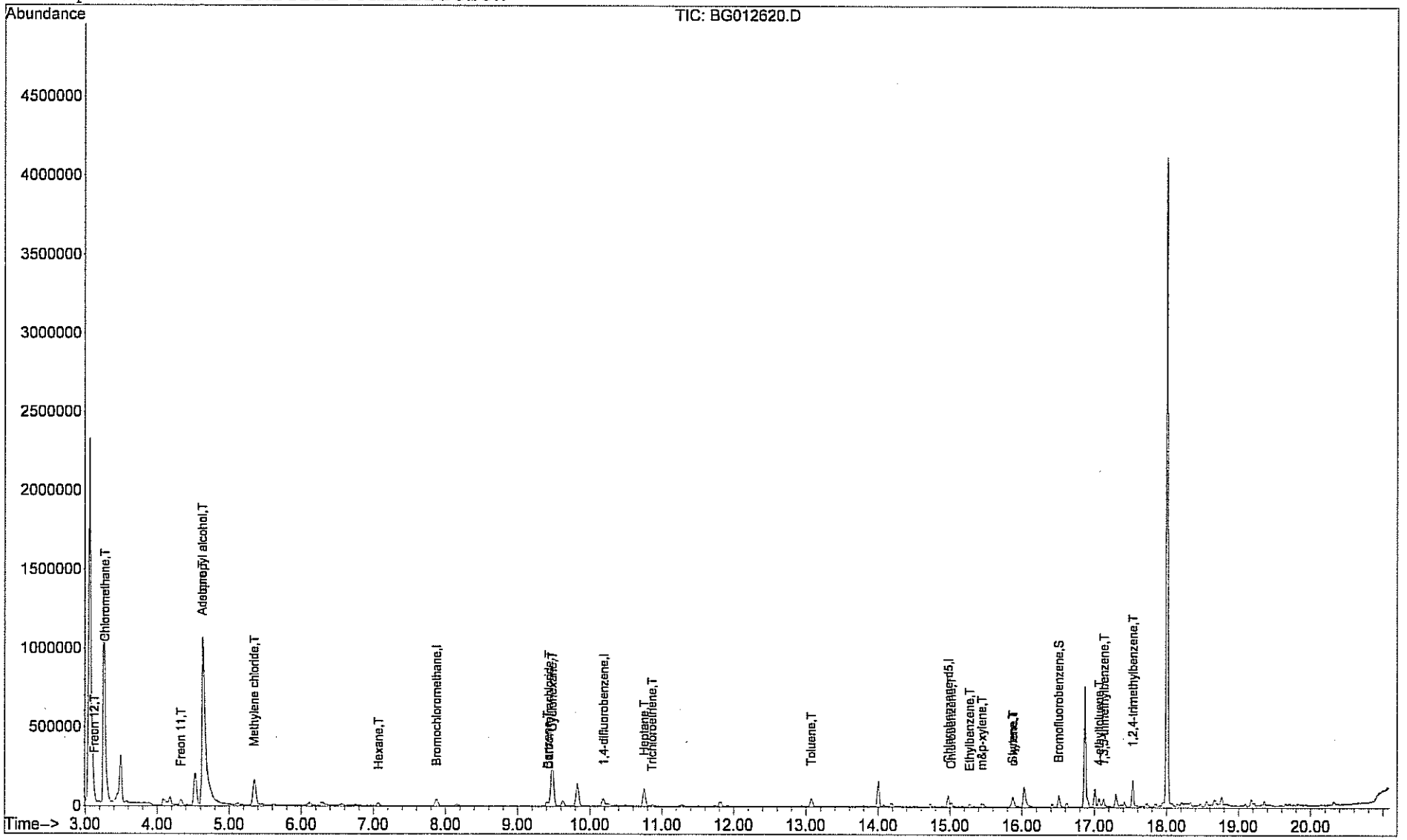

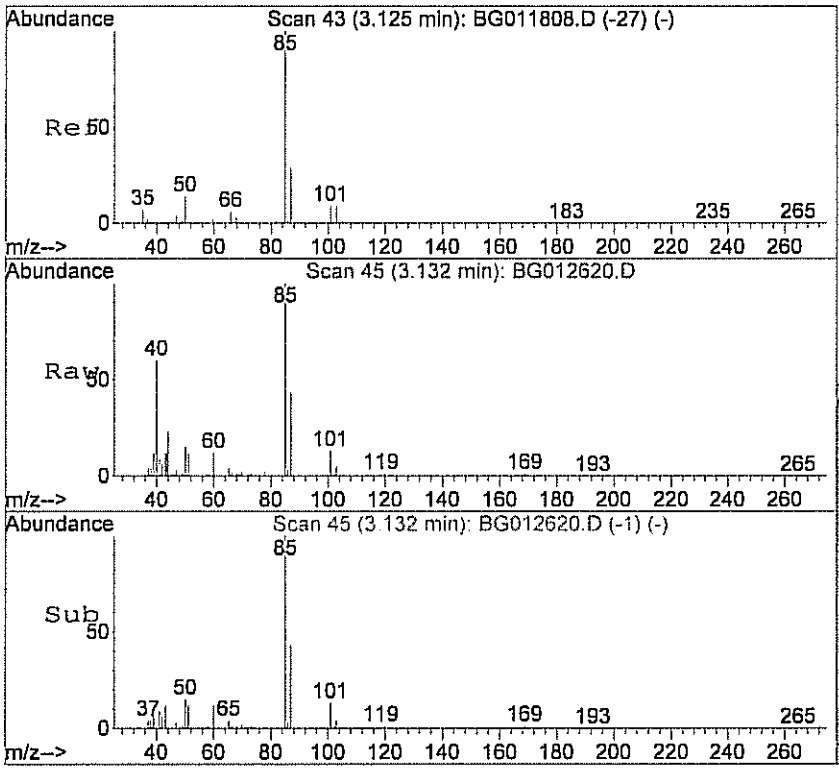

#3
Freon 12
Concen: 0.43 ppb
RT: 3.13 min Scan# 45
Delta R.T. 0.01 min
Lab File: BG012620.D
Acq: 26 Jan 2011 10:49 pm

Tgt Ion: 85 Resp: 43130

Ion	Ratio	Lower	Upper
85	100		
87	35.2	14.1	54.1

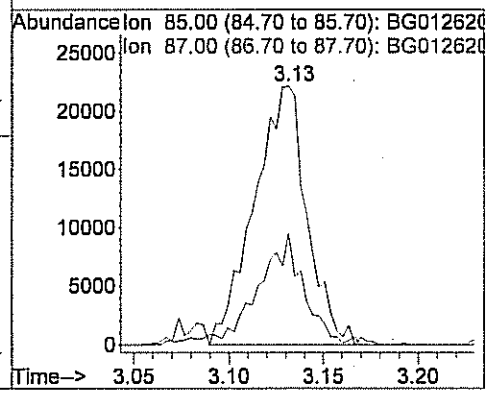

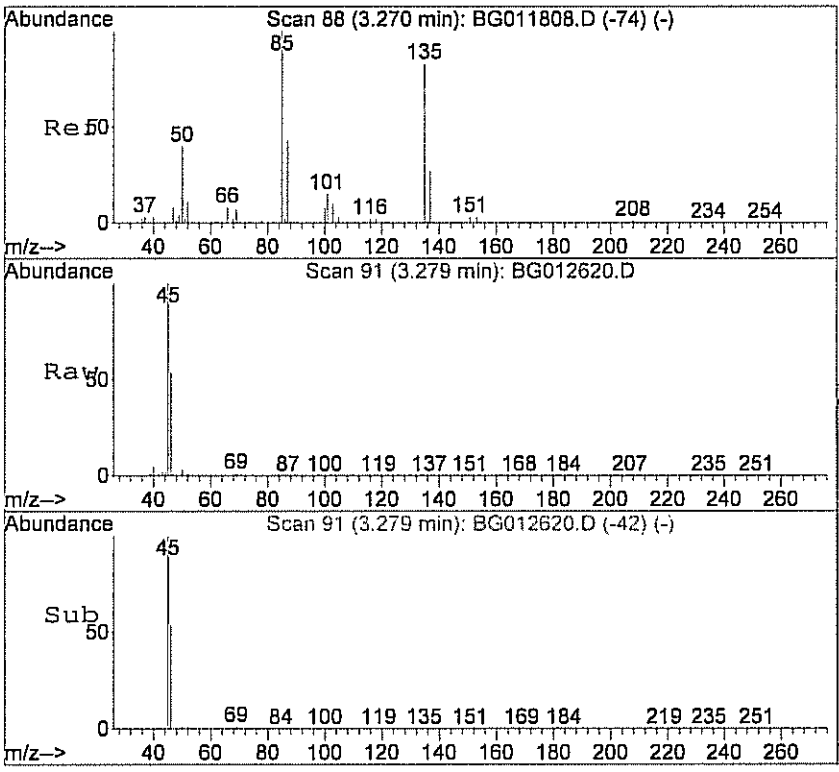

#4
Chloromethane
Concen: 0.41 ppb
RT: 3.28 min Scan# 91
Delta R.T. 0.01 min
Lab File: BG012620.D
Acq: 26 Jan 2011 10:49 pm

Tgt Ion: 50 Resp: 14834

Ion	Ratio	Lower	Upper
50	100		
52	28.2	0.0	36.8

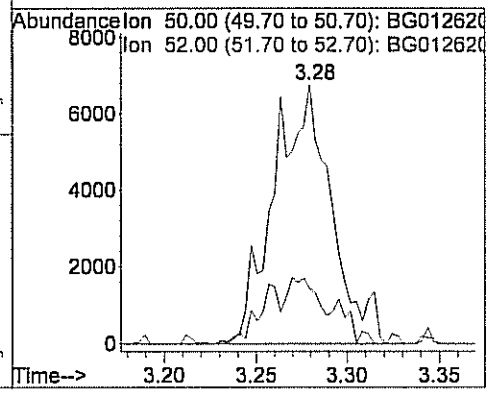

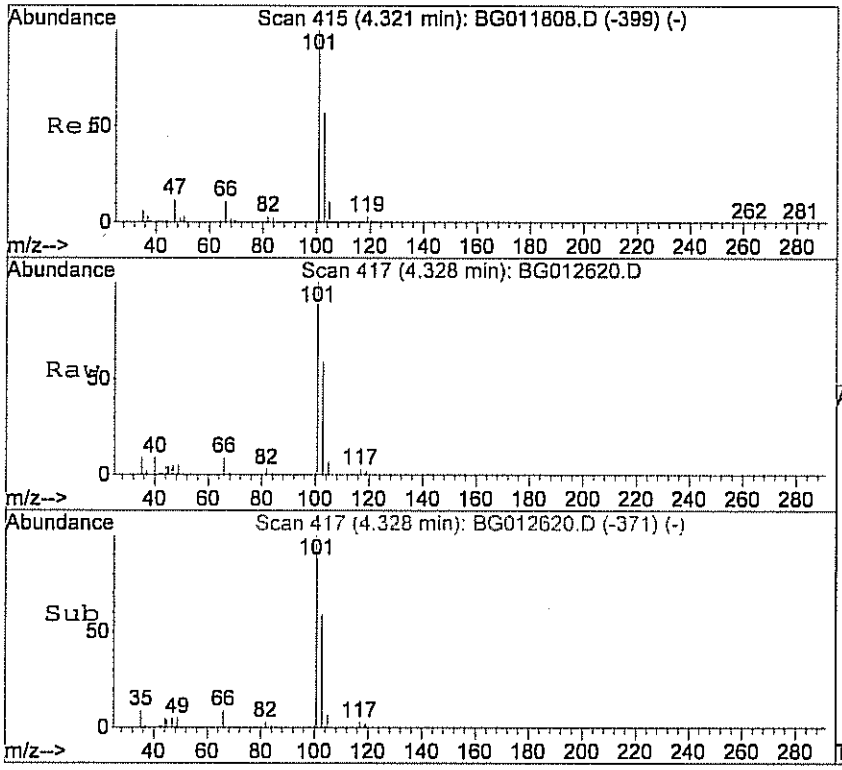

#11
Freon 11
Concen: 0.37 ppb
RT: 4.33 min Scan# 417
Delta R.T. -0.00 min
Lab File: BG012620.D
Acq: 26 Jan 2011 10:49 pm

Tgt Ion:101 Resp: 35417

Ion	Ratio	Lower	Upper
101	100		
103	67.9	49.2	89.2
105	8.9	0.0	27.9

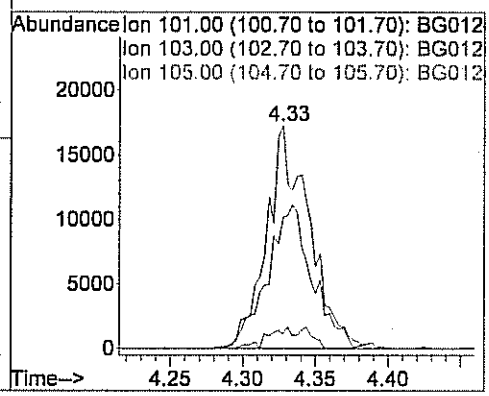

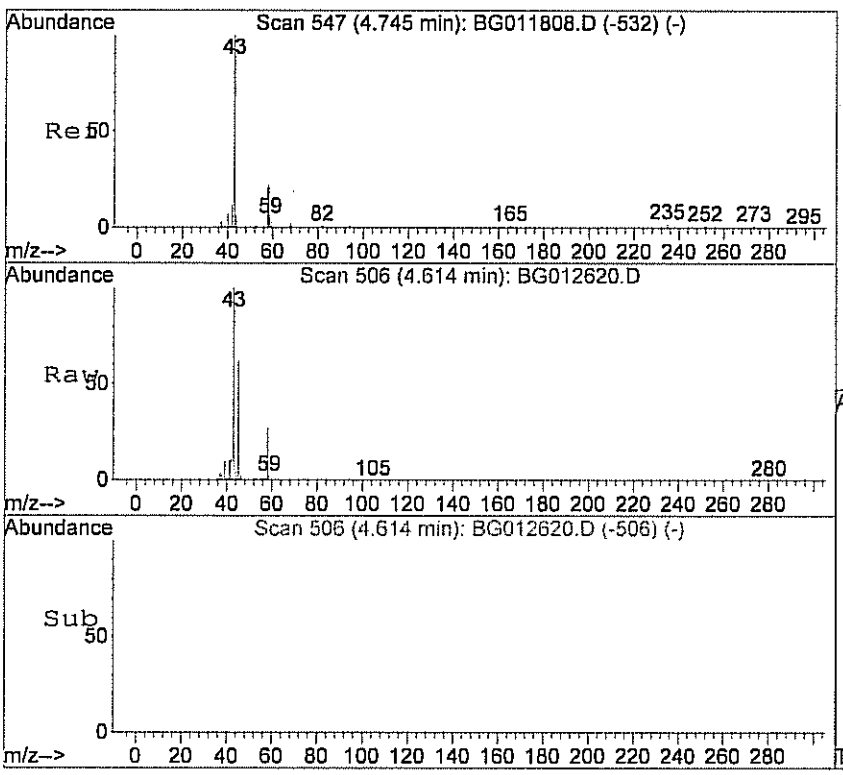

#12
Acetone
Concen: 4.45 ppb m
RT: 4.61 min Scan# 506
Delta R.T. -0.15 min
Lab File: BG012620.D
Acq: 26 Jan 2011 10:49 pm

Tgt Ion: 58 Resp: 48876

Ion	Ratio	Lower	Upper
58	100		
43	0.0	148.4	208.4#

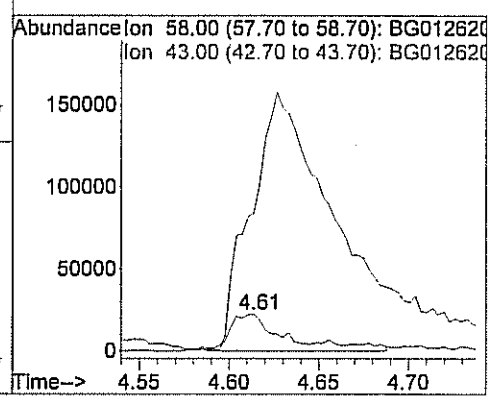

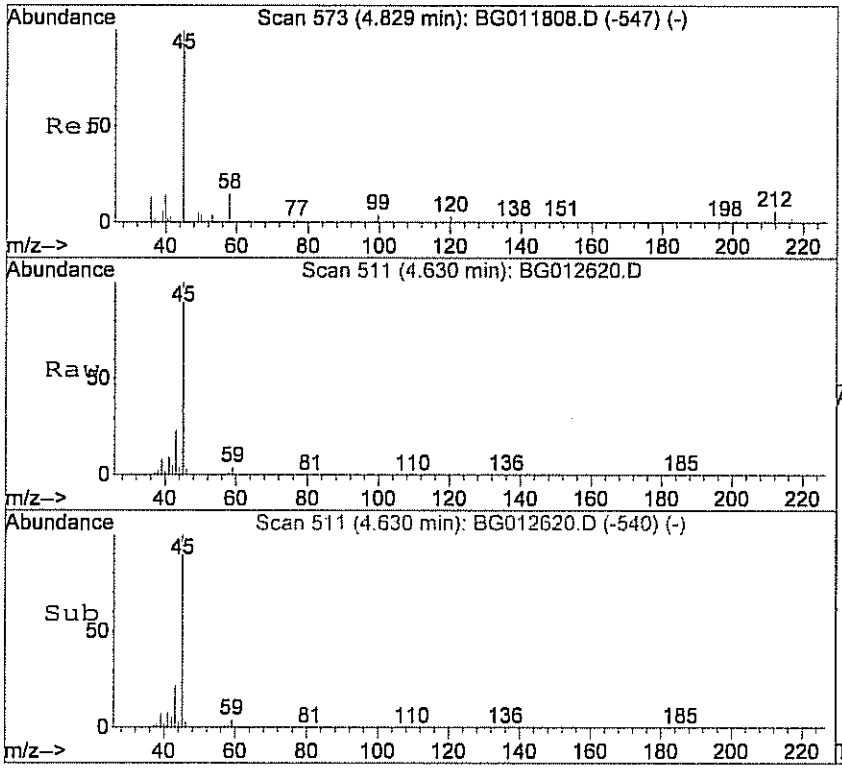

#13
Isopropyl alcohol
Concen: 107.02 ppb m
RT: 4.63 min Scan# 511
Delta R.T. -0.24 min
Lab File: BG012620.D
Acq: 26 Jan 2011 10:49 pm

Tgt Ion: 45 Resp: 2136438

Ion	Ratio	Lower	Upper
45	100		
43	0.1	6.2	46.2#

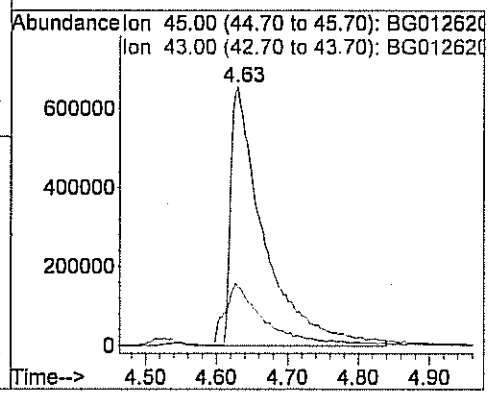

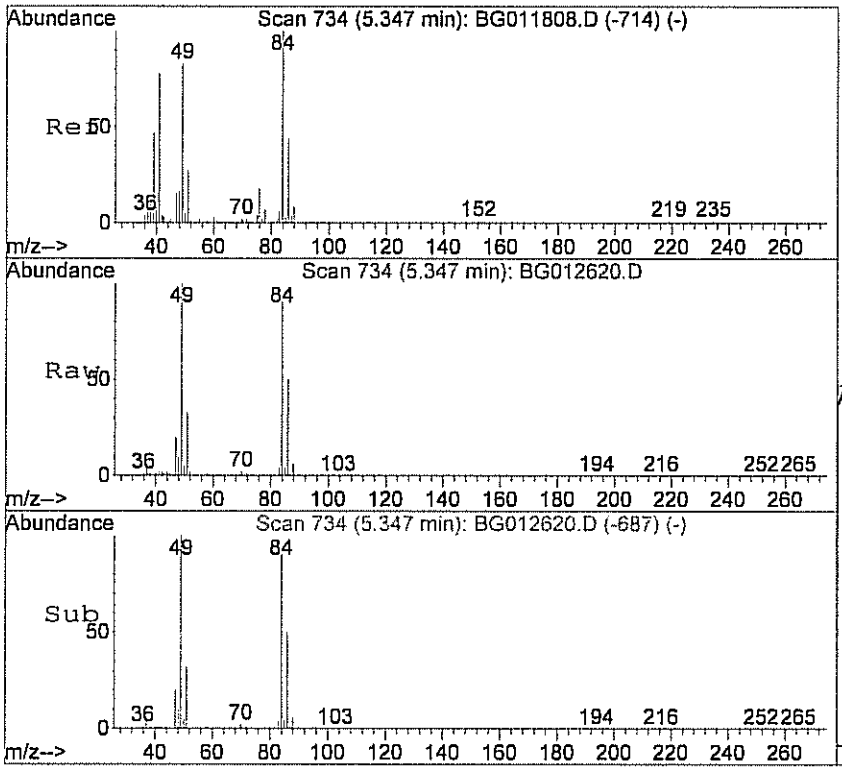

#16
Methylene chloride
Concen: 4.40 ppb
RT: 5.35 min Scan# 734
Delta R.T. -0.00 min
Lab File: BG012620.D
Acq: 26 Jan 2011 10:49 pm

Tgt Ion: 84 Resp: 110628

Ion	Ratio	Lower	Upper
84	100		
49	125.0	82.7	122.7#
86	64.0	35.7	75.7

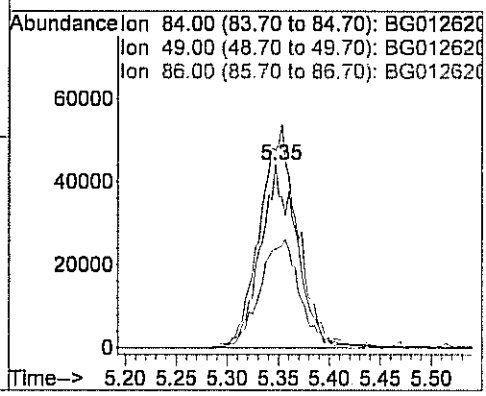

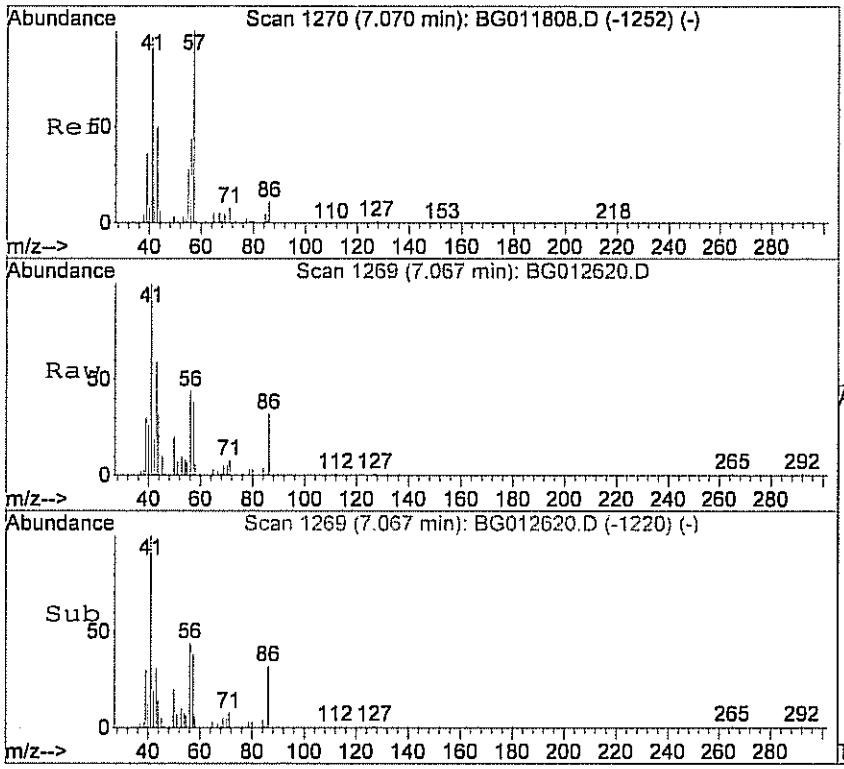

#25
Hexane
Concen: 0.33 ppb m
RT: 7.07 min Scan# 1269
Delta R.T. 0.01 min
Lab File: BG012620.D
Acq: 26 Jan 2011 10:49 pm

Tgt Ion: 41 Resp: 9642

Ion	Ratio	Lower	Upper
41	100		
57	91.6	67.3	107.3
43	0.0	22.9	62.9#

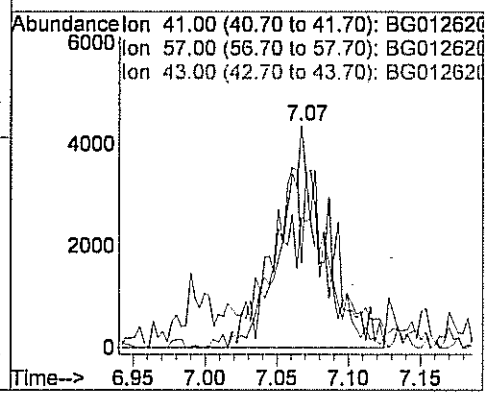

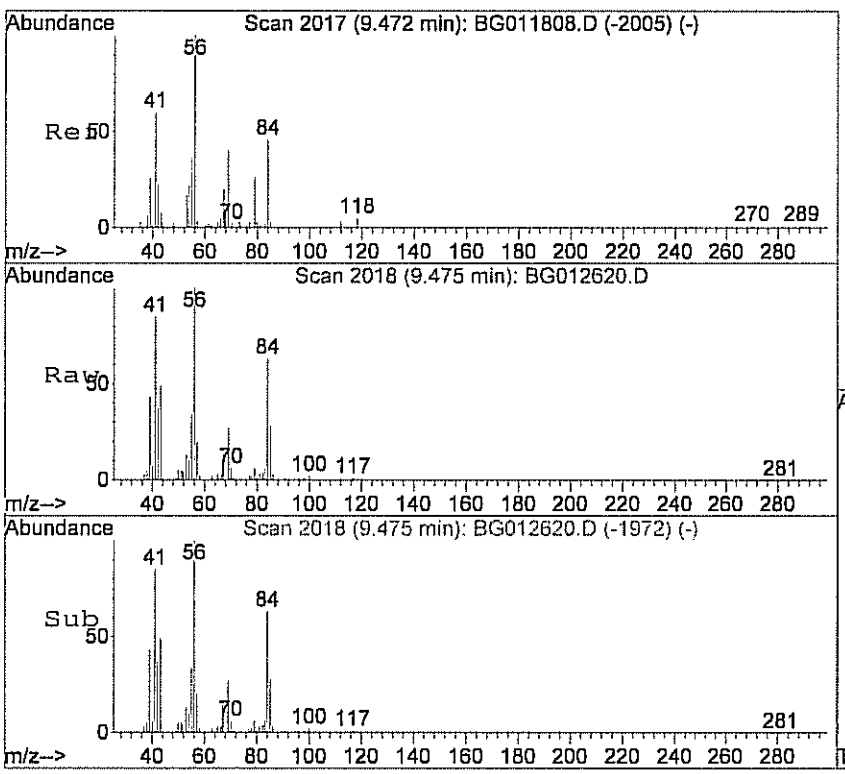

#32
Cyclohexane
Concen: 4.17 ppb
RT: 9.48 min Scan# 2018
Delta R.T. -0.00 min
Lab File: BG012620.D
Acq: 26 Jan 2011 10:49 pm

Tgt Ion: 56 Resp: 107155

Ion	Ratio	Lower	Upper
56	100		
41	81.9	40.6	80.6#
84	78.8	31.3	71.3#

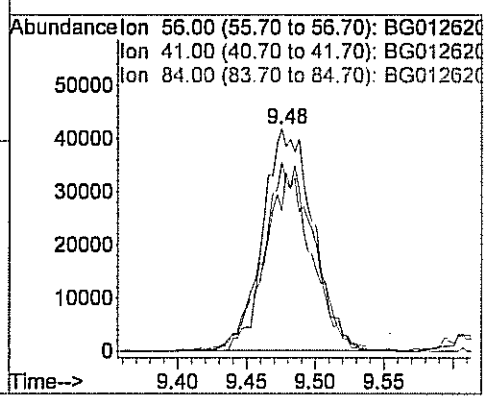

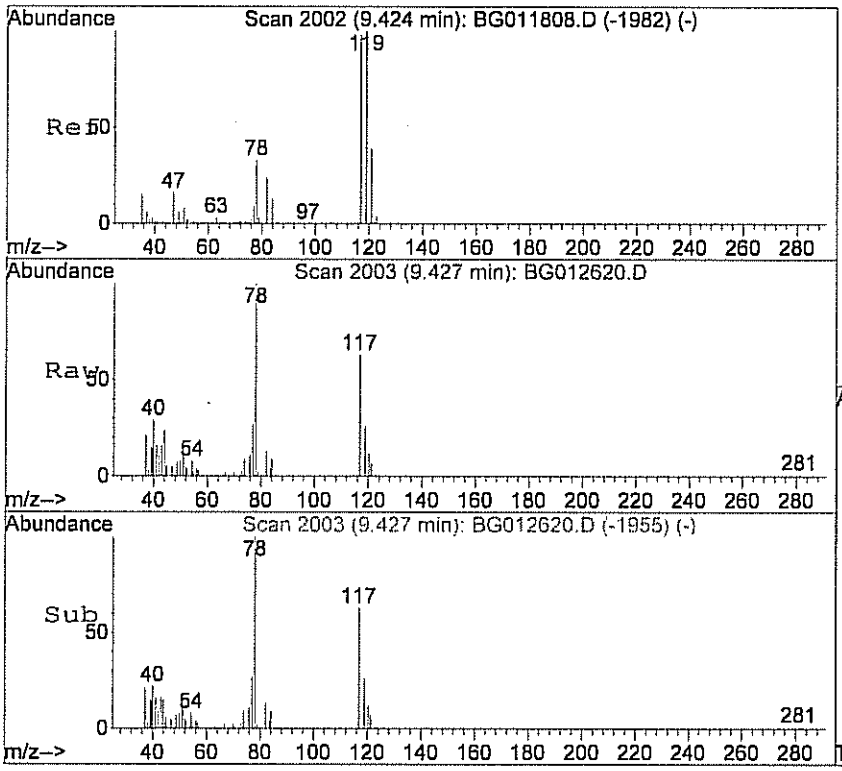

#33
Carbon tetrachloride
Concen: 0.05 ppb m
RT: 9.43 min Scan# 2003
Delta R.T. 0.00 min
Lab File: BG012620.D
Acq: 26 Jan 2011 10:49 pm

Tgt Ion:117 Resp: 5664

Ion	Ratio	Lower	Upper
117	100		
119	100.9	64.1	104.1

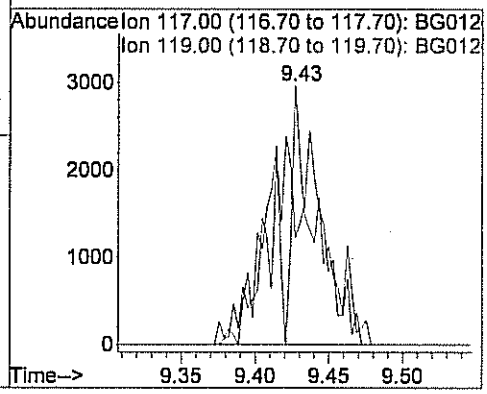

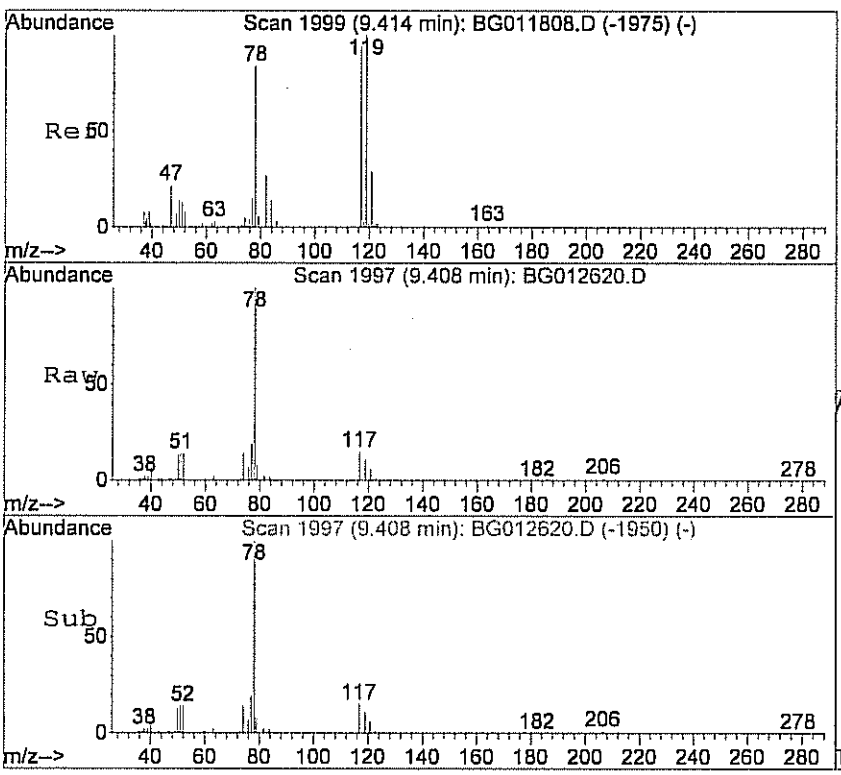

#34
Benzene
Concen: 0.40 ppb
RT: 9.41 min Scan# 1997
Delta R.T. -0.00 min
Lab File: BG012620.D
Acq: 26 Jan 2011 10:49 pm

Tgt Ion: 78 Resp: 29052

Ion	Ratio	Lower	Upper
78	100		
77	23.8	2.4	42.4
51	15.8	0.0	38.9

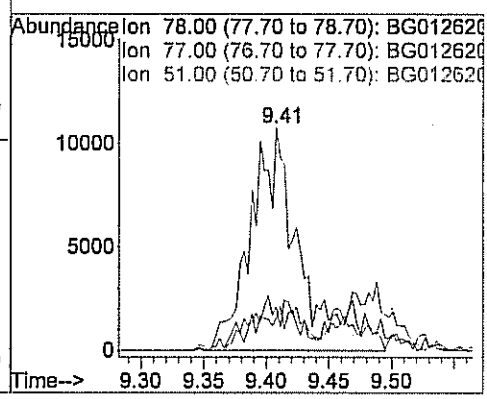

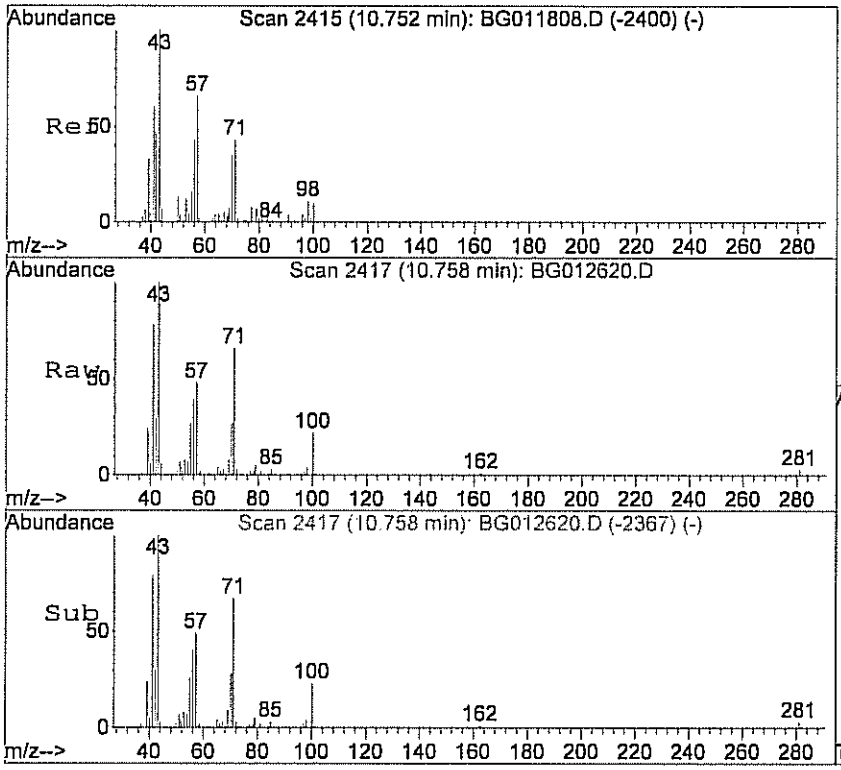

#37
Heptane
Concen: 1.57 ppb
RT: 10.76 min Scan# 2417
Delta R.T. 0.01 min
Lab File: BG012620.D
Acq: 26 Jan 2011 10:49 pm

Tgt Ion: 43 Resp: 42236

Ion	Ratio	Lower	Upper
43	100		
57	57.9	40.1	80.1
71	58.6	41.4	81.4

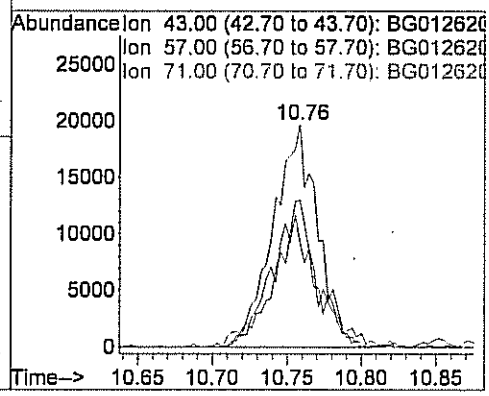

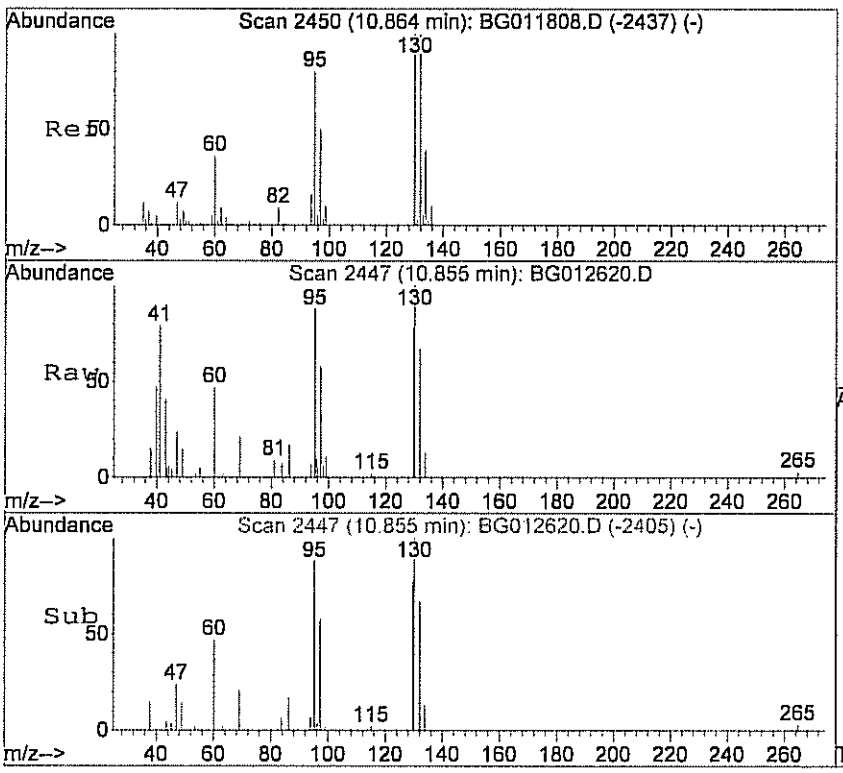

#38
Trichloroethene
Concen: 0.12 ppb m
RT: 10.85 min Scan# 2447
Delta R.T. -0.02 min
Lab File: BG012620.D
Acq: 26 Jan 2011 10:49 pm

Tgt Ion:130 Resp: 5105

Ion	Ratio	Lower	Upper
130	100		
132	103.1	63.9	103.9
95	59.5	53.8	93.8

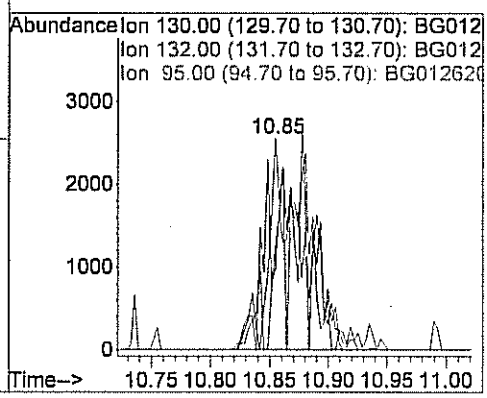

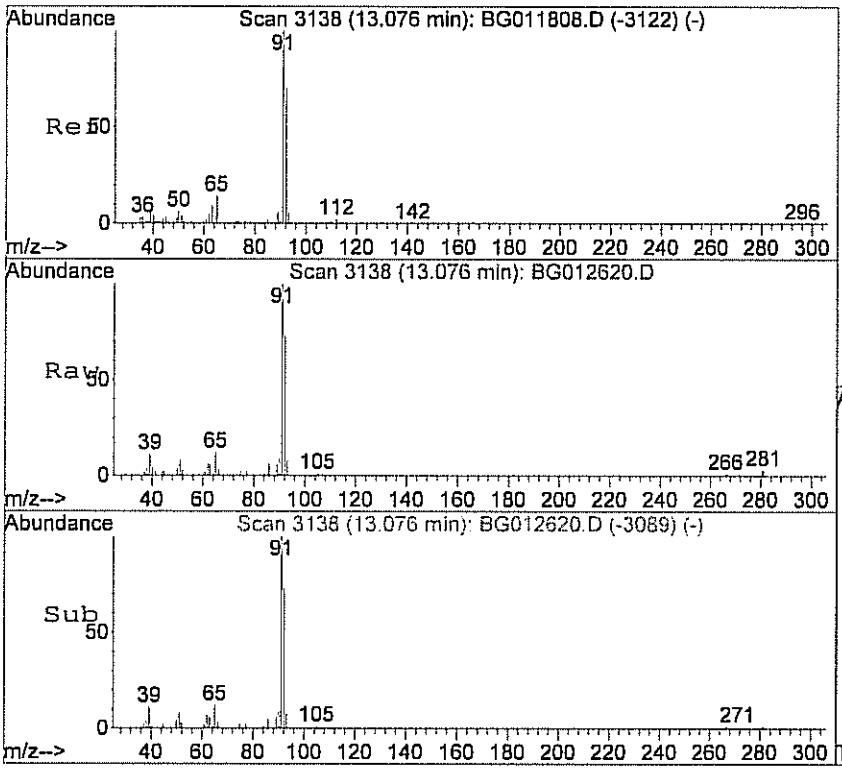

#45
Toluene
Concen: 0.78 ppb
RT: 13.08 min Scan# 3138
Delta R.T. 0.01 min
Lab File: BG012620.D
Acq: 26 Jan 2011 10:49 pm

Tgt Ion: 92 Resp: 25883

Ion	Ratio	Lower	Upper
92	100		
91	163.3	121.5	161.5#

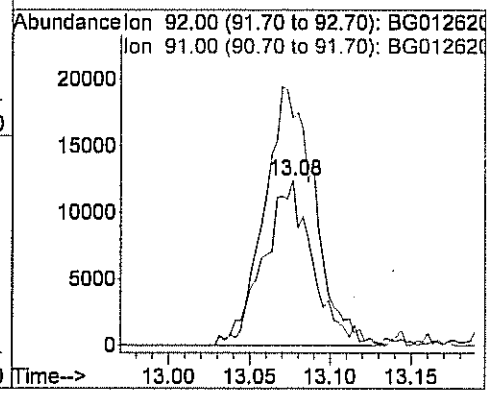

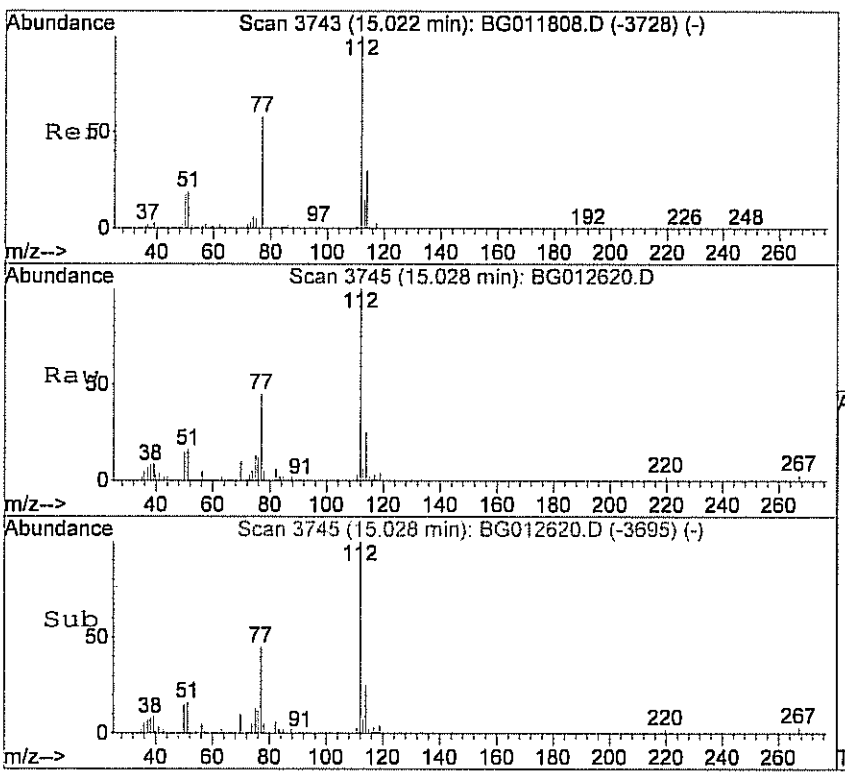

#51
Chlorobenzene
Concen: 0.30 ppb
RT: 15.03 min Scan# 3745
Delta R.T. 0.01 min
Lab File: BG012620.D
Acq: 26 Jan 2011 10:49 pm

Tgt Ion:112 Resp: 14960

Ion	Ratio	Lower	Upper
112	100		
77	52.7	24.7	64.7
114	34.9	8.8	48.8

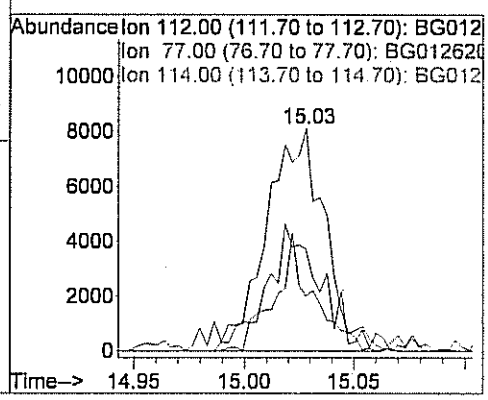

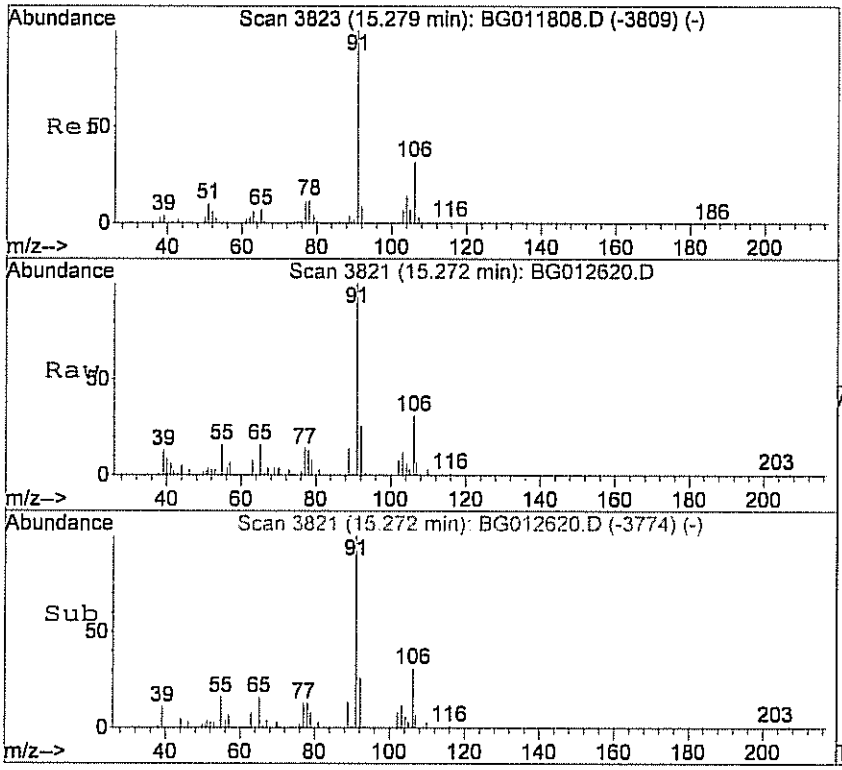

#52
Ethylbenzene
Concen: 0.18 ppb m
RT: 15.27 min Scan# 3821
Delta R.T. -0.00 min
Lab File: BG012620.D
Acq: 26 Jan 2011 10:49 pm

Tgt Ion: 91 Resp: 9303

Ion	Ratio	Lower	Upper
91	100		
106	33.4	21.0	61.0

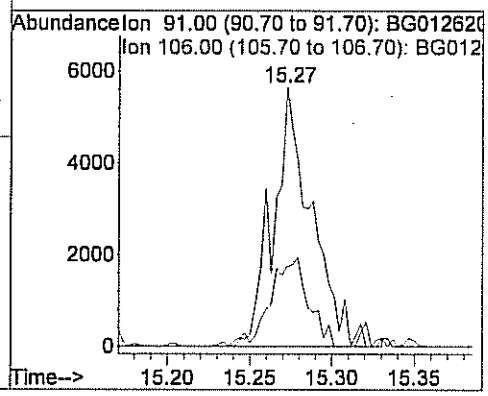

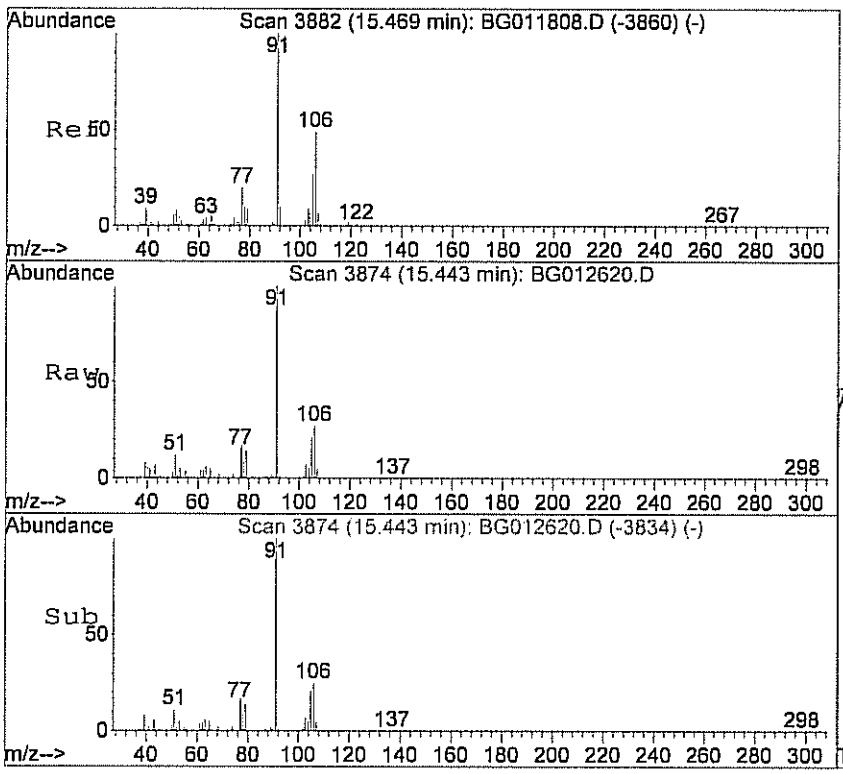

#53
m&p-xylene
Concen: 0.37 ppb
RT: 15.44 min Scan# 3874
Delta R.T. -0.02 min
Lab File: BG012620.D
Acq: 26 Jan 2011 10:49 pm

Tgt Ion: 91 Resp: 17839

Ion	Ratio	Lower	Upper
91	100		
106	48.6	34.5	74.5

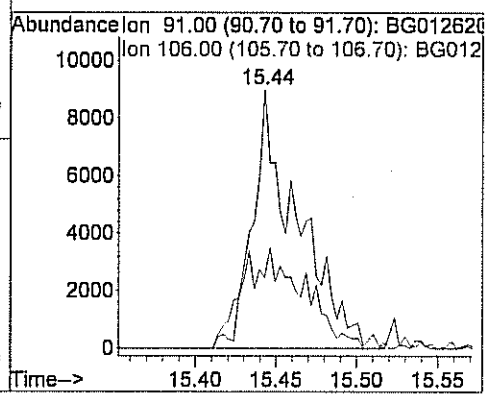

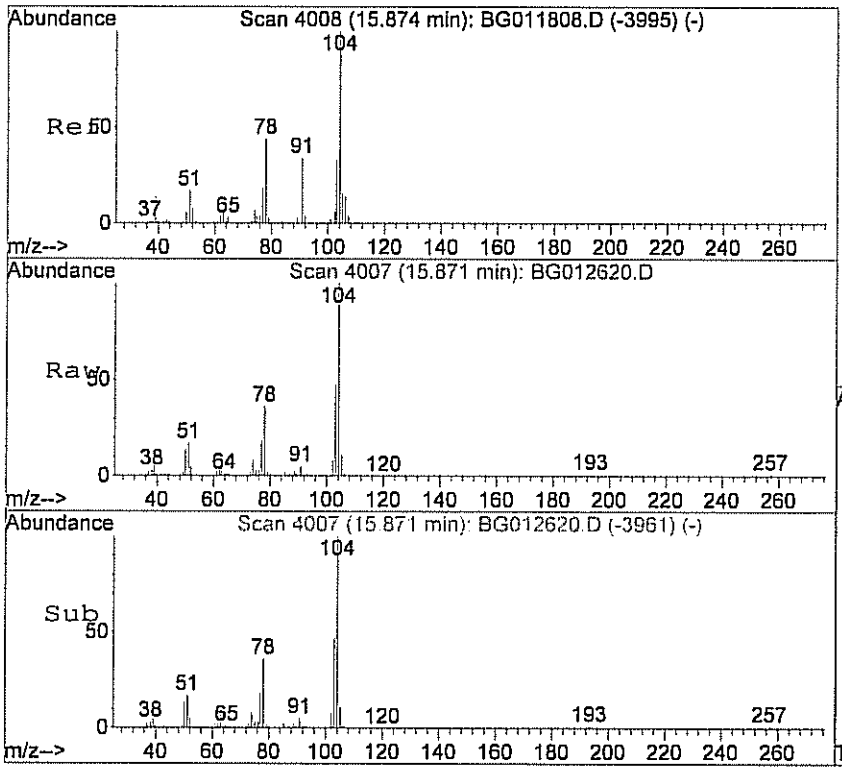

#54
Styrene
Concen: 1.17 ppb
RT: 15.87 min Scan# 4007
Delta R.T. -0.00 min
Lab File: BG012620.D
Acq: 26 Jan 2011 10:49 pm

Tgt Ion:104 Resp: 34901

Ion	Ratio	Lower	Upper
104	100		
78	41.6	13.1	53.1

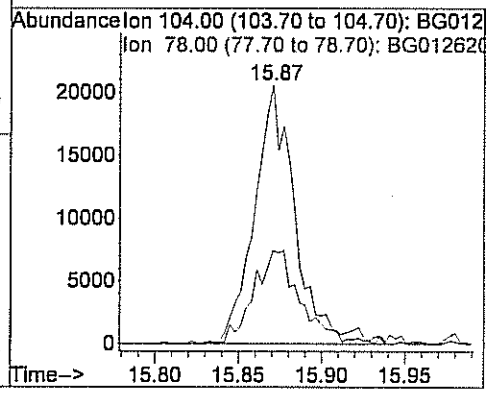

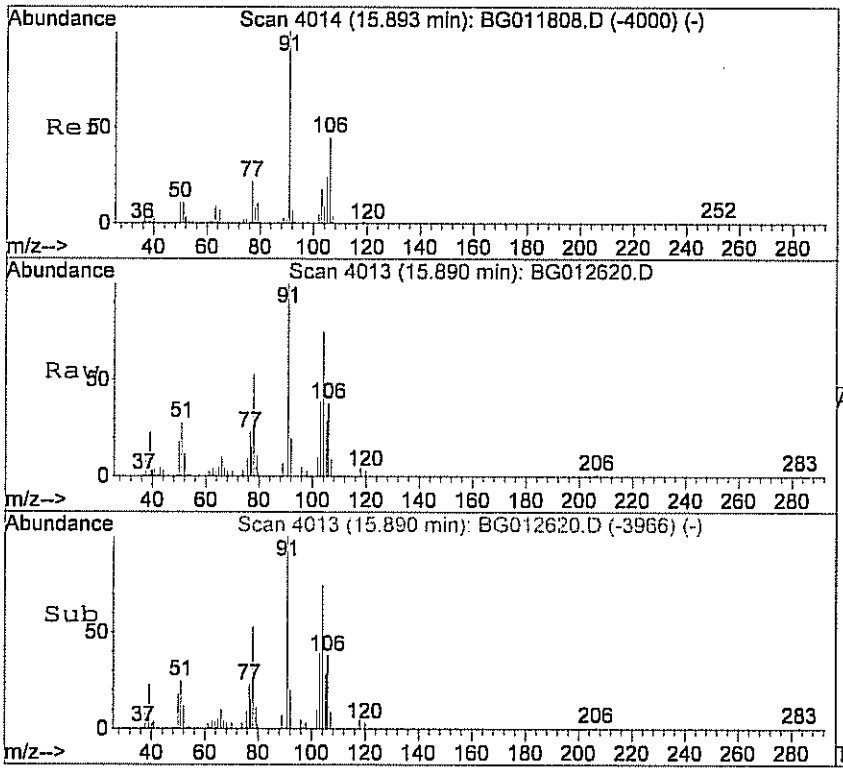

#56
o-xylene
Concen: 0.20 ppb
RT: 15.89 min Scan# 4013
Delta R.T. -0.00 min
Lab File: BG012620.D
Acq: 26 Jan 2011 10:49 pm

Tgt Ion: 91 Resp: 10422

Ion	Ratio	Lower	Upper
91	100		
106	50.9	30.8	70.8

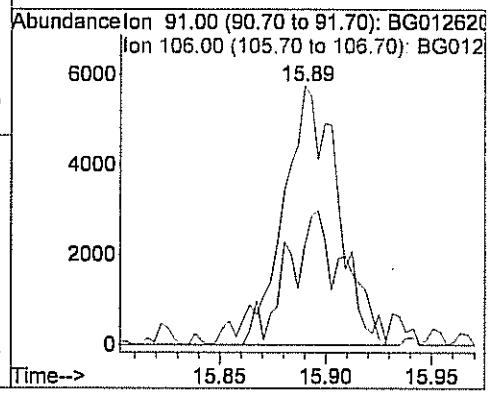

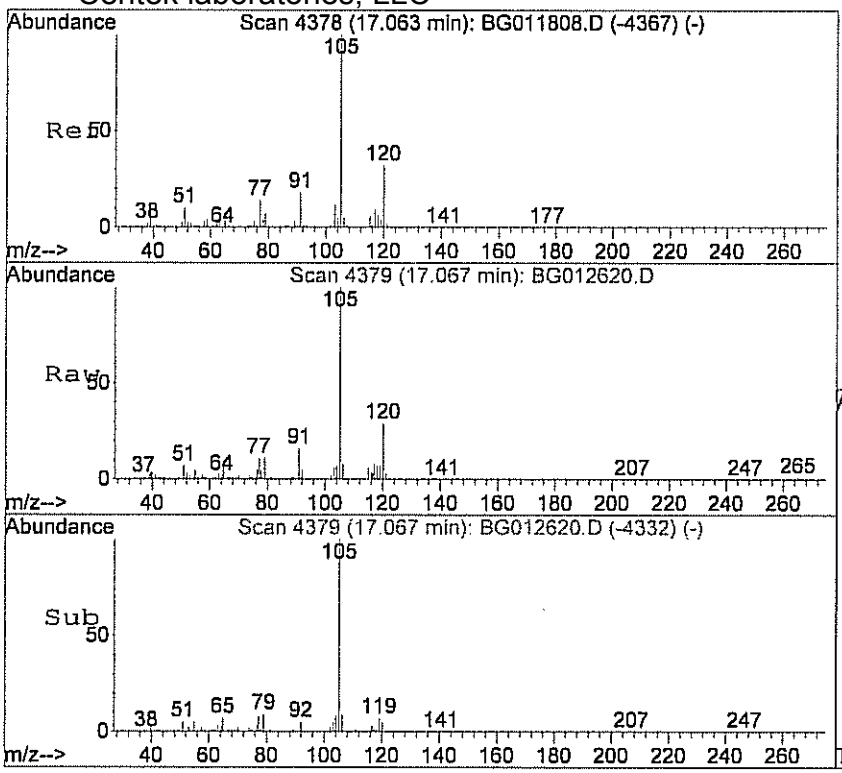

#59
4-ethyltoluene
Concen: 0.49 ppb
RT: 17.07 min Scan# 4379
Delta R.T. -0.00 min
Lab File: BG012620.D
Acq: 26 Jan 2011 10:49 pm

Tgt Ion:105 Resp: 27874

Ion	Ratio	Lower	Upper
105	100		
120	30.2	8.0	48.0

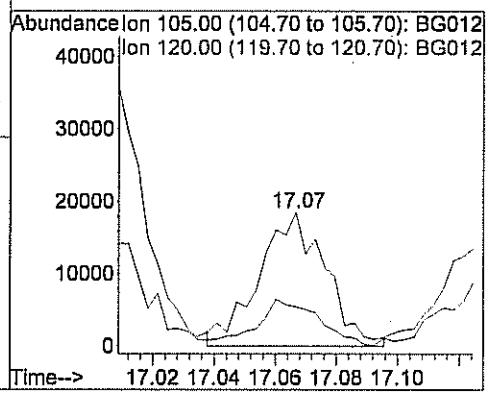

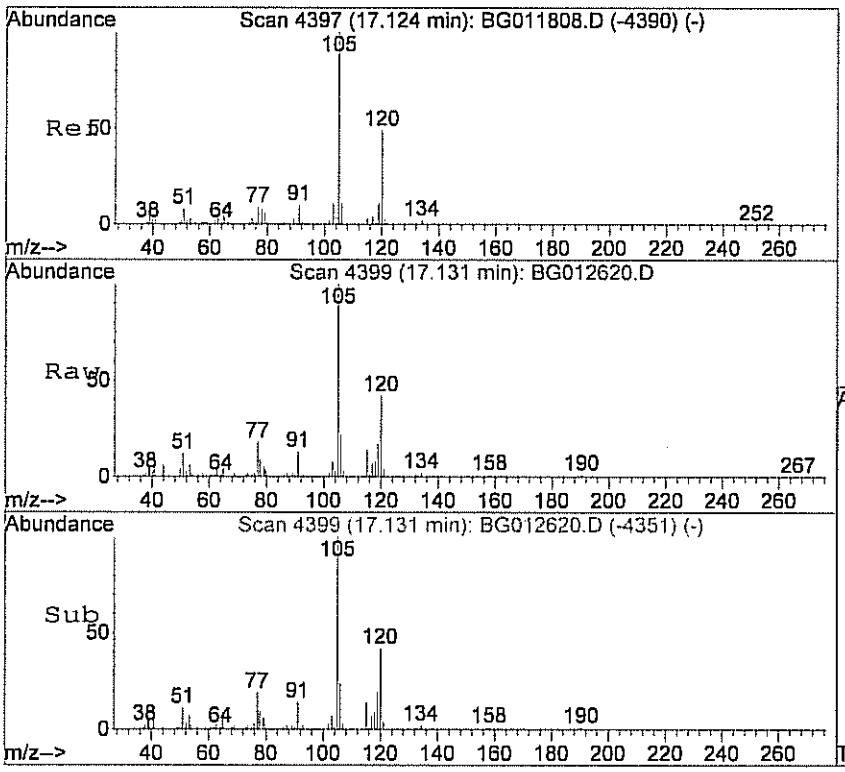

#60
1,3,5-trimethylbenzene
Concen: 0.54 ppb
RT: 17.13 min Scan# 4399
Delta R.T. 0.00 min
Lab File: BG012620.D
Acq: 26 Jan 2011 10:49 pm

Tgt Ion:105 Resp: 25503

Ion	Ratio	Lower	Upper
105	100		
120	53.8	27.9	67.9

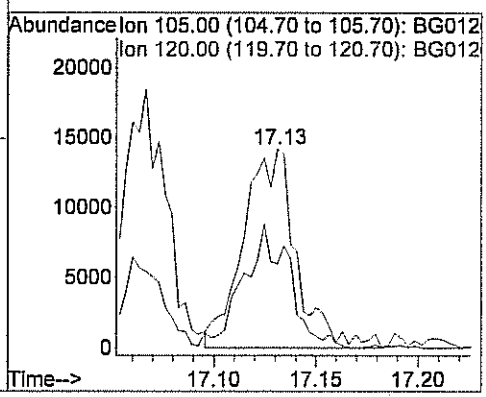

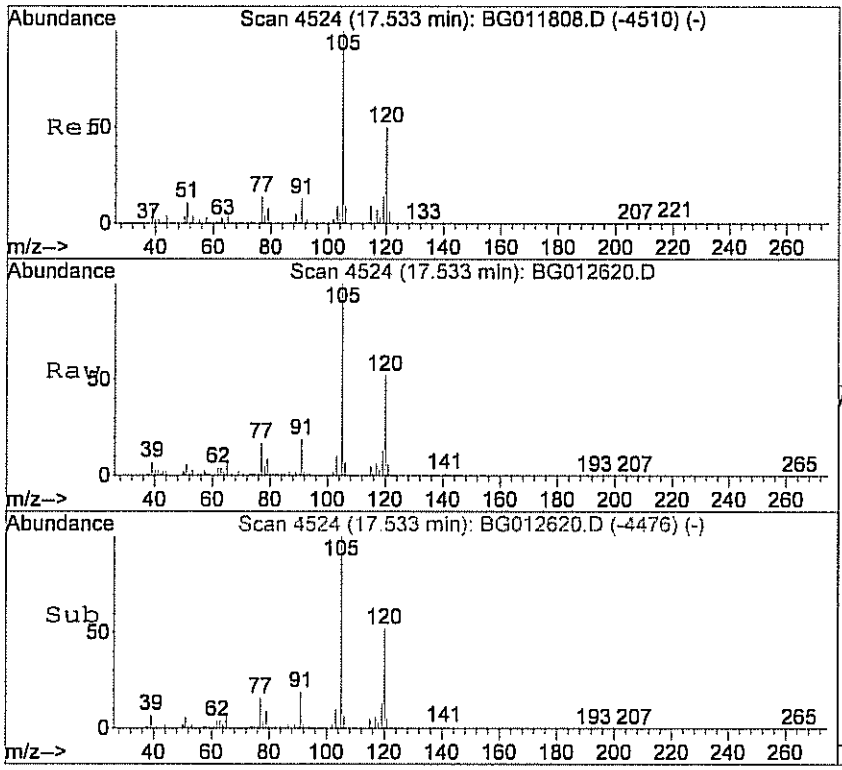

#61
1,2,4-trimethylbenzene
Concen: 2.48 ppb
RT: 17.53 min Scan# 4524
Delta R.T. 0.00 min
Lab File: BG012620.D
Acq: 26 Jan 2011 10:49 pm

Tgt Ion:105 Resp: 76787

Ion	Ratio	Lower	Upper
105	100		
120	53.8	52.0	92.0

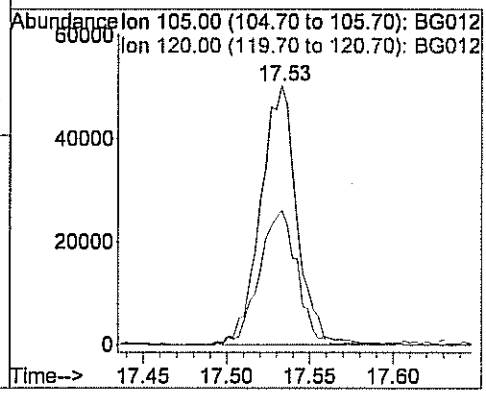

Quantitation Report (QT Reviewed)

Data File : C:\MSDCHEM\1\DATA\BG012621.D Vial: 11
Acq On : 26 Jan 2011 11:22 pm Operator: LL
Sample : C1101036-004A 10X Inst : MSD #2
Misc : 1ugm3 & 0.25TCE,CT,VNCL Sample Multiplr: 1.00
MS Integration Params: RTEINT.P
Quant Time: Jan 26 23:44:08 2011 Quant Results File: B118_1UG.RES

Quant Method : C:\MSDCHEM\1\METHODS\B118_1UG.M (RTE Integrator)
Title : TO-15 VOA Standards for 5 point calibration
Last Update : Wed Jan 26 14:01:48 2011
Response via : Initial Calibration
DataAcq Meth : B118_1UG

Internal Standards	R.T.	QIon	Response	Conc	Units		Dev(Min)
1) Bromochloromethane	7.87	128	17311	1.00	ppb		0.00
30) 1,4-difluorobenzene	10.18	114	37801	1.00	ppb		0.00
44) Chlorobenzene-d5	14.97	117	37114	1.00	ppb		0.00
System Monitoring Compounds							
57) Bromofluorobenzene	16.51	95	17711	0.89	ppb		-0.01
Spiked Amount 1.000	Range 70 - 130		Recovery = 89.00%				
Target Compounds							Qvalue
12) Acetone	4.70	58	9035m	0.78	ppb		
13) Isopropyl alcohol	4.71	45	218569m	10.36	ppb		
16) Methylene chloride	5.35	84	13170	0.50	ppb	#	77
32) Cyclohexane	9.47	56	7941	0.42	ppb		85
37) Heptane	10.75	43	2468	0.12	ppb	#	62
54) Styrene	15.89	104	2765	0.11	ppb	#	50
61) 1,2,4-trimethylbenzene	17.53	105	4112	0.16	ppb	#	75

(#) = qualifier out of range (m) = manual integration (+) = signals summed

Quantitation Report (QT Reviewed)

Data File : C:\MSDCHEM\1\DATA\BG012621.D
Acq On : 26 Jan 2011 11:22 pm
Sample : C1101036-004A 10X
Misc : 1ugm3 & 0.25TCE,CT,VNCL Sample
MS Integration Params: RTEINT.P
Quant Time: Feb 1 13:50 2011

Vial: 11
Operator: LL
Inst : MSD #2
Multiplr: 1.00

Quant Results File: B118_1UG.RES

Method : C:\MSDCHEM\1\METHODS\B118_1UG.M (RTE Integrator)
Title : TO-15 VOA Standards for 5 point calibration
Last Update : Tue Feb 01 16:05:43 2011
Response via : Initial Calibration

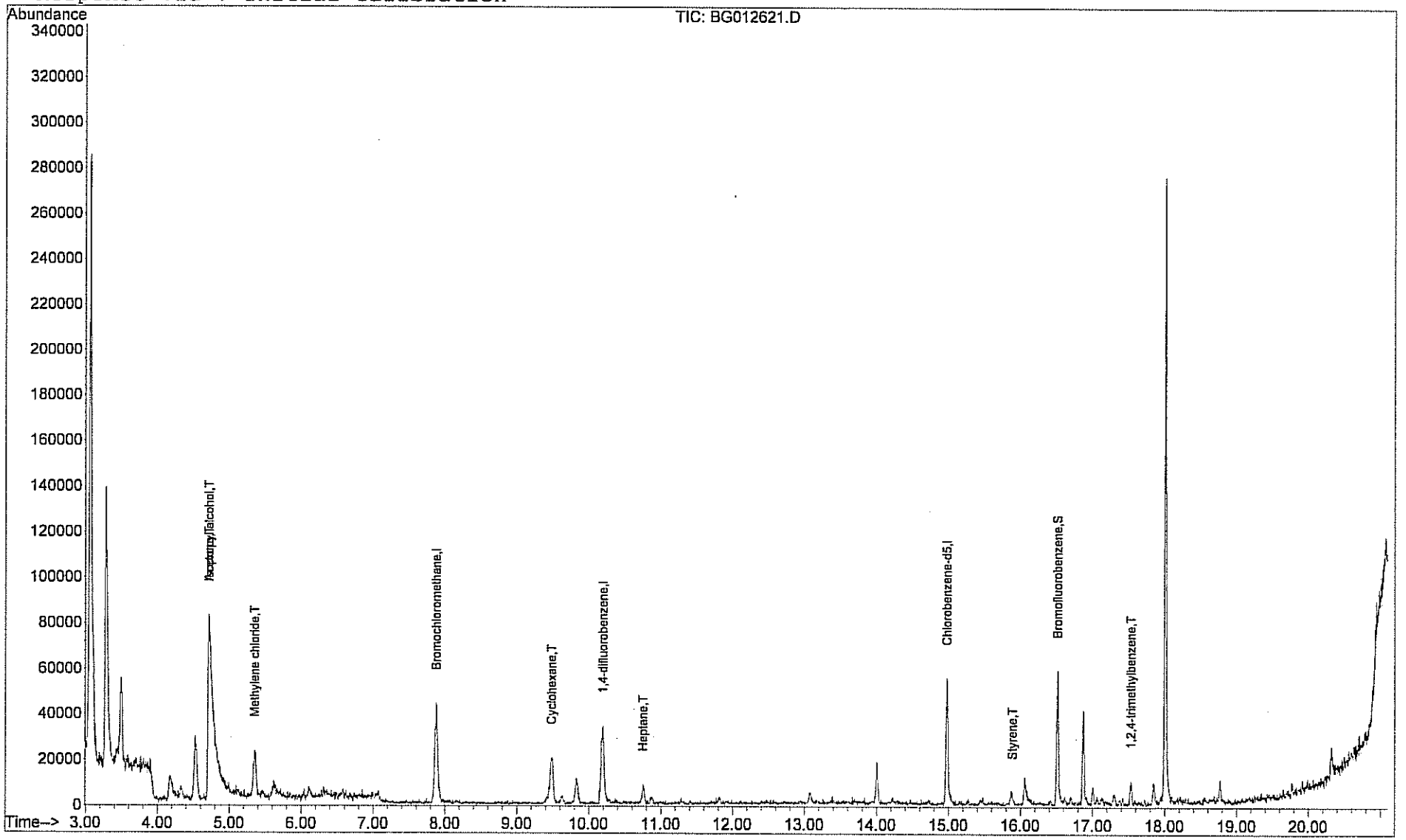

Centek laboratories, LLC

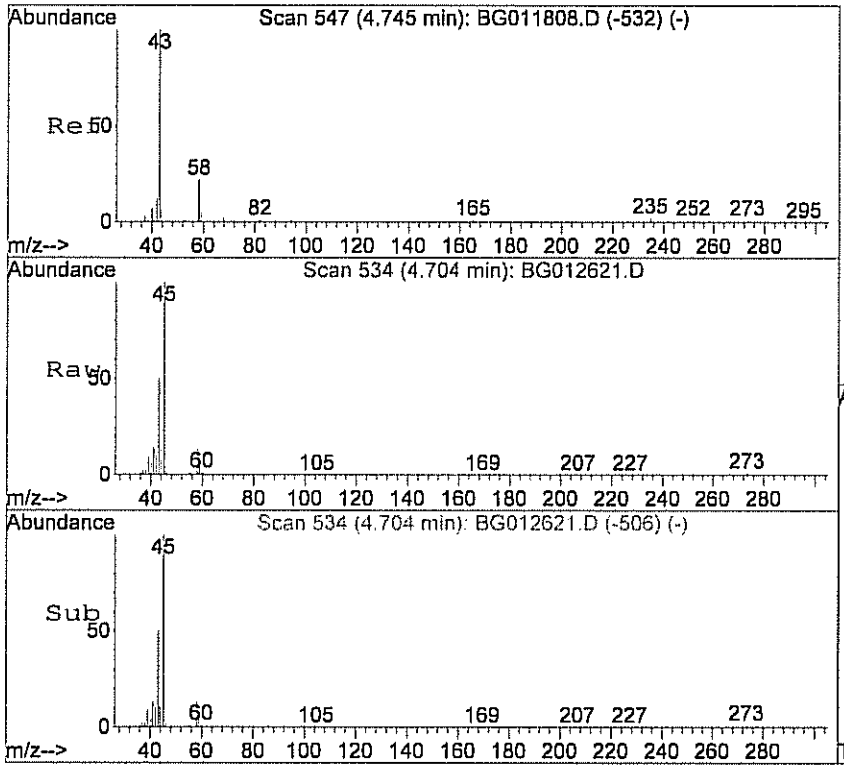

#12
Acetone
Concen: 0.78 ppb m
RT: 4.70 min Scan# 534
Delta R.T. -0.06 min
Lab File: BG012621.D
Acq: 26 Jan 2011 11:22 pm

Tgt Ion: 58 Resp: 9035

Ion	Ratio	Lower	Upper
58	100		
43	0.0	148.4	208.4#

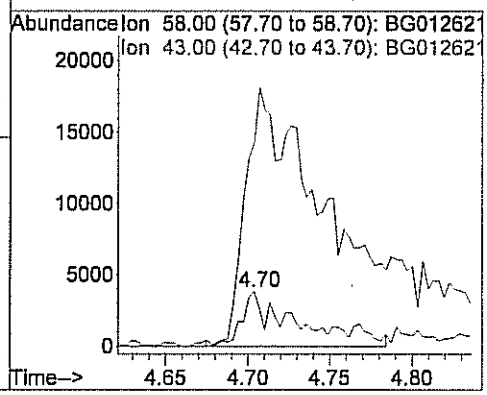

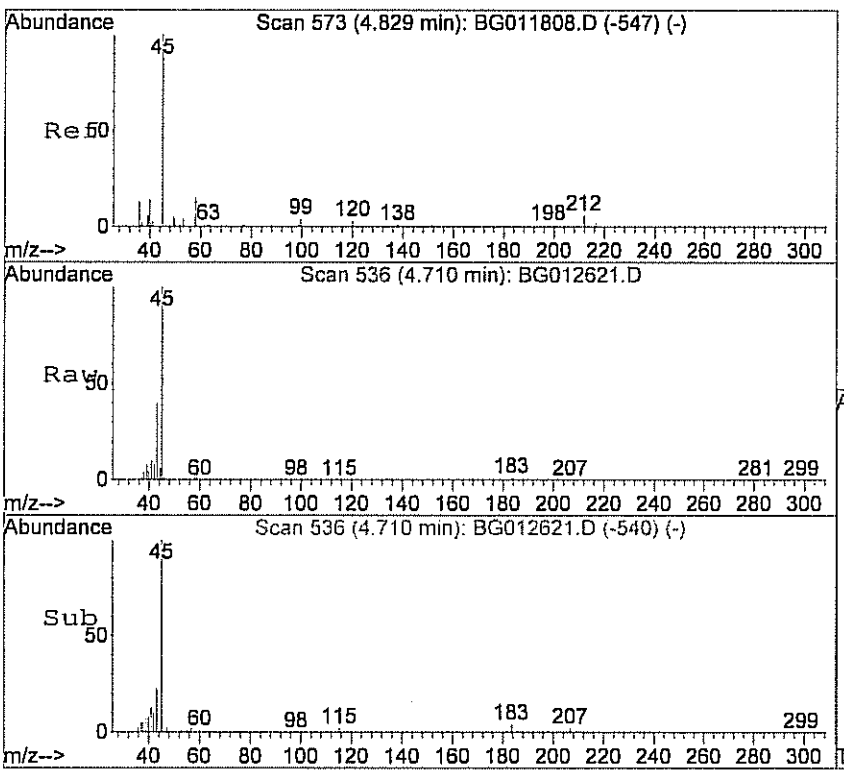

#13
Isopropyl alcohol
Concen: 10.36 ppb m
RT: 4.71 min Scan# 536
Delta R.T. -0.16 min
Lab File: BG012621.D
Acq: 26 Jan 2011 11:22 pm

Tgt Ion: 45 Resp: 218569

Ion	Ratio	Lower	Upper
45	100		
43	0.6	6.2	46.2#

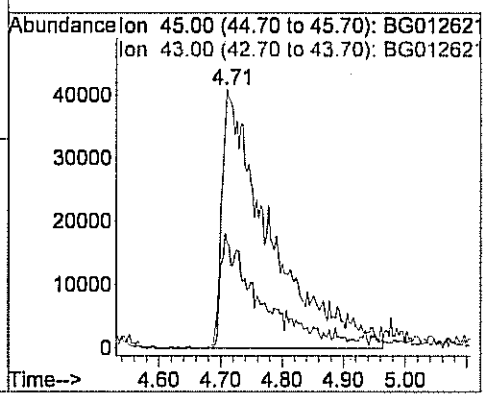

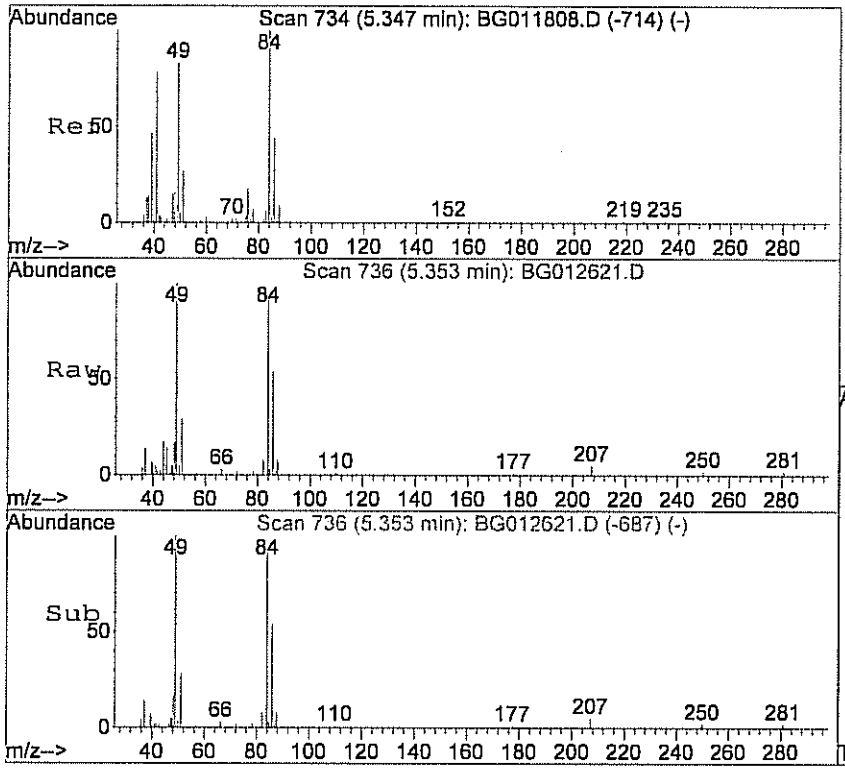

#16
Methylene chloride
Concen: 0.50 ppb
RT: 5.35 min Scan# 736
Delta R.T. 0.01 min
Lab File: BG012621.D
Acq: 26 Jan 2011 11:22 pm

Tgt Ion: 84 Resp: 13170

Ion	Ratio	Lower	Upper
84	100		
49	135.7	82.7	122.7#
86	58.7	35.7	75.7

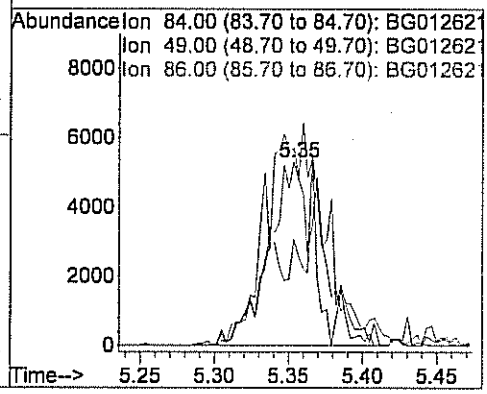

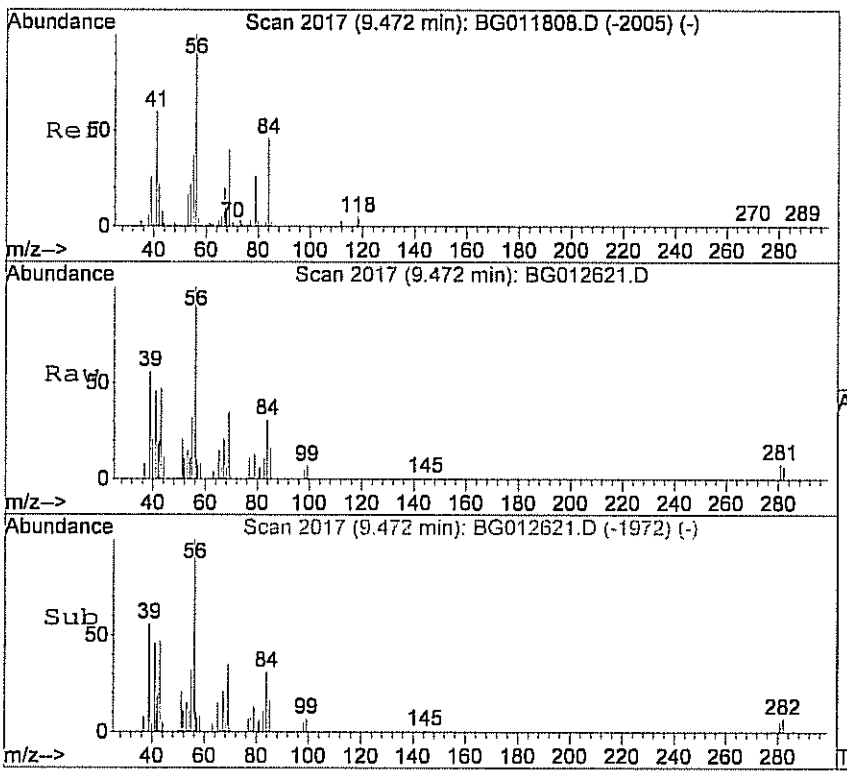

#32
Cyclohexane
Concen: 0.42 ppb
RT: 9.47 min Scan# 2017
Delta R.T. -0.01 min
Lab File: BG012621.D
Acq: 26 Jan 2011 11:22 pm

Tgt Ion: 56 Resp: 7941

Ion	Ratio	Lower	Upper
56	100		
41	72.9	40.6	80.6
84	61.2	31.3	71.3

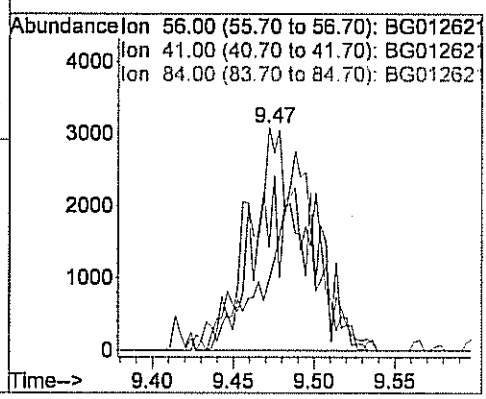

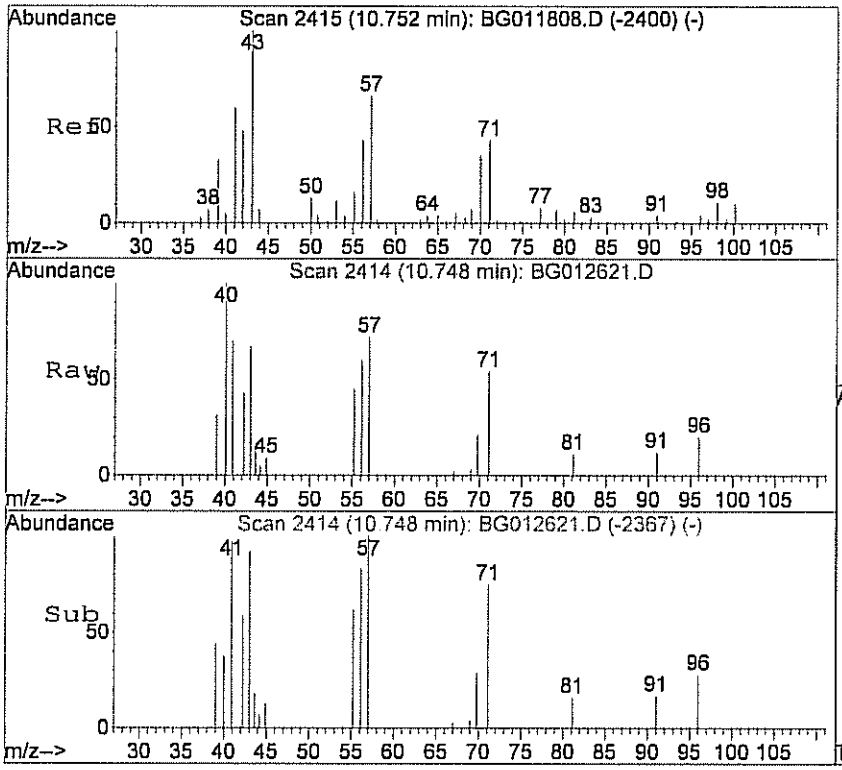

#37
Heptane
Concen: 0.12 ppb
RT: 10.75 min Scan# 2414
Delta R.T. -0.00 min
Lab File: BG012621.D
Acq: 26 Jan 2011 11:22 pm

Tgt Ion: 43 Resp: 2468

Ion	Ratio	Lower	Upper
43	100		
57	36.1	40.1	80.1#
71	27.6	41.4	81.4#

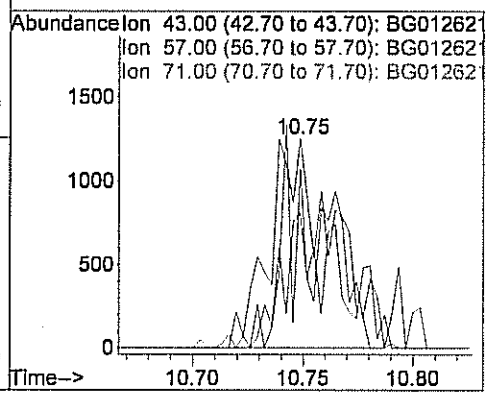

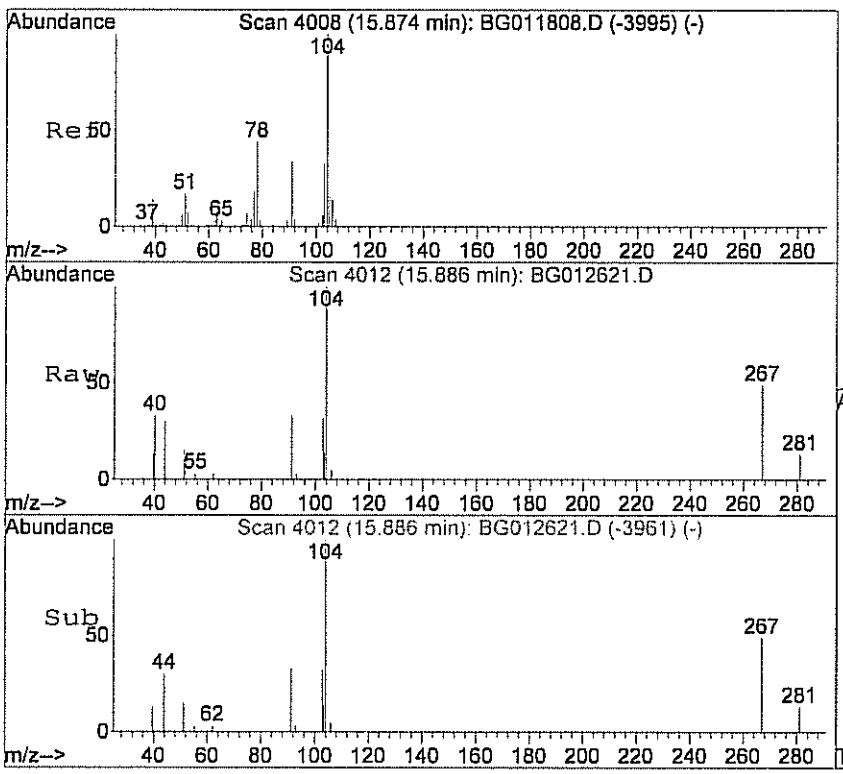

#54
Styrene
Concen: 0.11 ppb
RT: 15.89 min Scan# 4012
Delta R.T. 0.01 min
Lab File: BG012621.D
Acq: 26 Jan 2011 11:22 pm

Tgt Ion:104 Resp: 2765

Ion	Ratio	Lower	Upper
104	100		
78	4.8	13.1	53.1#

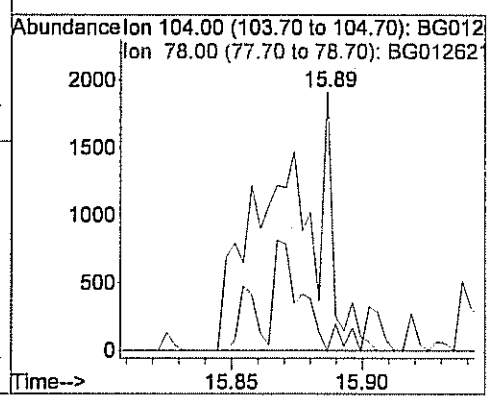

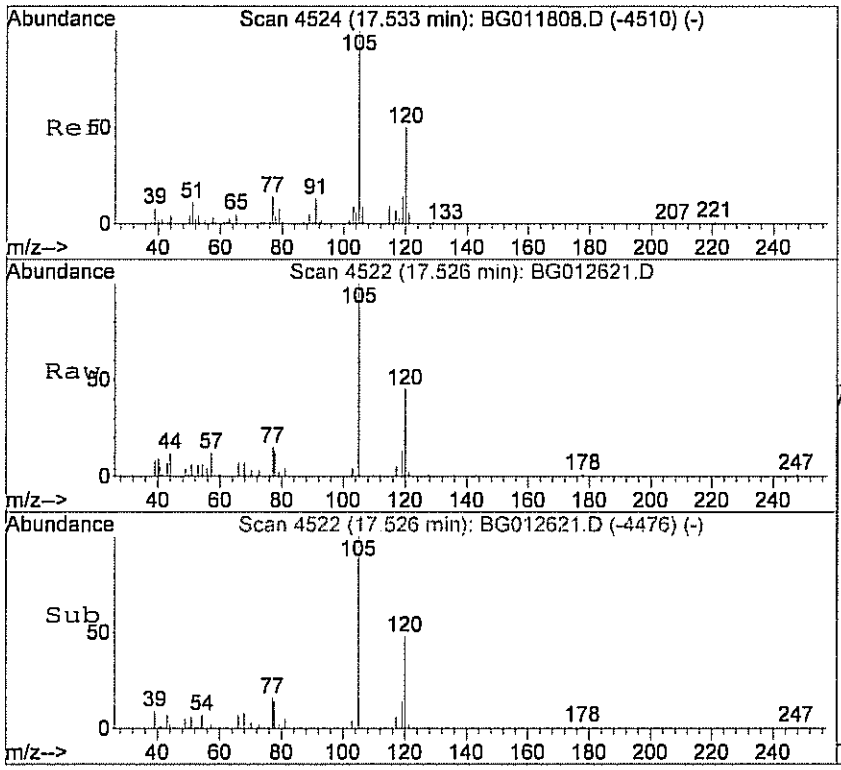

#61
1,2,4-trimethylbenzene
Concen: 0.16 ppb
RT: 17.53 min Scan# 4522
Delta R.T. -0.00 min
Lab File: BG012621.D
Acq: 26 Jan 2011 11:22 pm

Tgt Ion:105 Resp: 4112

Ion	Ratio	Lower	Upper
105	100		
120	50.9	52.0	92.0#

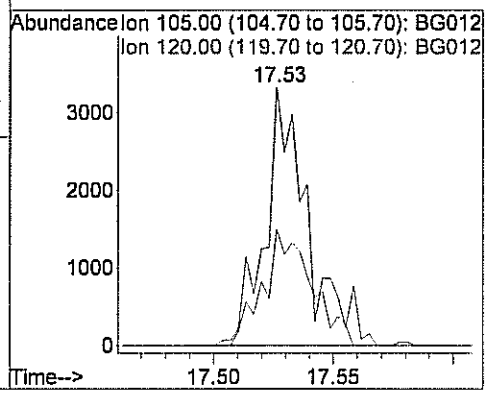

Quantitation Report (QT Reviewed)

Data File : C:\MSDCHEM\1\DATA\BG012735.D Vial: 11
Acq On : 28 Jan 2011 7:59 am Operator: LL
Sample : C1101036-004A 80X Inst : MSD #2
Misc : 1ugm3 & 0.25TCE,CT,VNCL Sample Multiplr: 1.00
MS Integration Params: RTEINT.P
Quant Time: Feb 01 13:51:39 2011 Quant Results File: B118_1UG.RES

Quant Method : C:\MSDCHEM\1\METHODS\B118_1UG.M (RTE Integrator)
Title : TO-15 VOA Standards for 5 point calibration
Last Update : Wed Jan 26 14:01:48 2011
Response via : Initial Calibration
DataAcq Meth : B118_1UG

Internal Standards	R.T.	QIon	Response	Conc	Units	Dev(Min)
1) Bromochloromethane	7.87	128	14875	1.00	ppb	0.00
30) 1,4-difluorobenzene	10.19	114	36604	1.00	ppb	0.00
44) Chlorobenzene-d5	14.97	117	40009	1.00	ppb	0.00
System Monitoring Compounds						
57) Bromofluorobenzene	16.51	95	19686	0.92	ppb	0.00
Spiked Amount 1.000	Range 70 - 130		Recovery = 92.00%			
Target Compounds						Qvalue
13) Isopropyl alcohol	4.85	45	26231	1.45	ppb	# 56

(#) = qualifier out of range (m) = manual integration (+) = signals summed

Quantitation Report (QT Reviewed)

Data File : C:\MSDCHEM\1\DATA\BG012735.D Vial: 11
Acq On : 28 Jan 2011 7:59 am Operator: LL
Sample : C1101036-004A 80X Inst : MSD #2
Misc : 1ugm3 & 0.25TCE,CT,VNCL Sample Multiplr: 1.00
MS Integration Params: RTEINT.P
Quant Time: Feb 1 13:53 2011 Quant Results File: B118_1UG.RES

Method : C:\MSDCHEM\1\METHODS\B118_1UG.M (RTE Integrator)
Title : TO-15 VOA Standards for 5 point calibration
Last Update : Tue Feb 01 16:05:43 2011
Response via : Initial Calibration

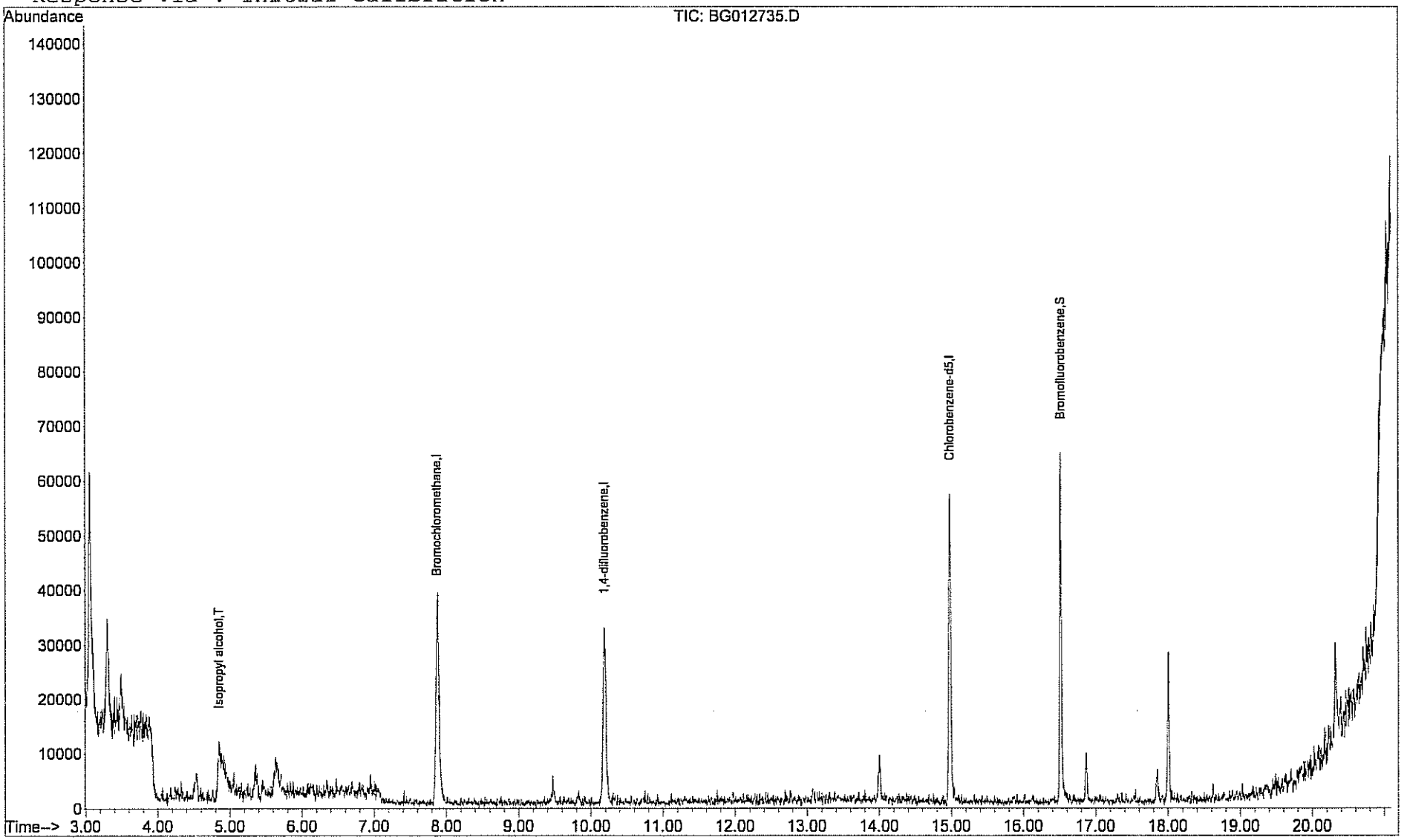

Centek laboratories, LLC

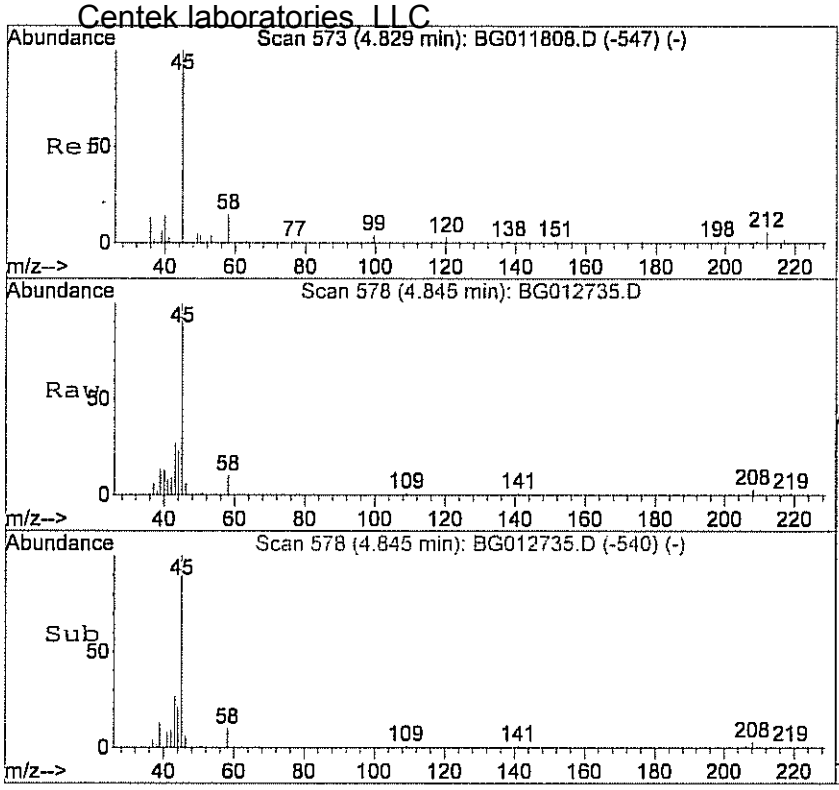

#13
Isopropyl alcohol
Concen: 1.45 ppb
RT: 4.85 min Scan# 578
Delta R.T. -0.03 min
Lab File: BG012735.D
Acq: 28 Jan 2011 7:59 am

Tgt Ion: 45 Resp: 26231

Ion	Ratio	Lower	Upper
45	100		
43	48.6	6.2	46.2#

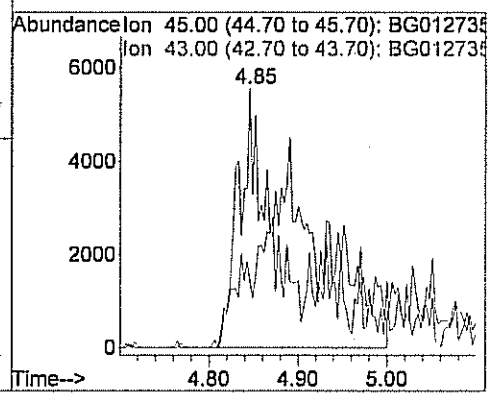

Centek Laboratories, LLC

Date: *24-Feb-11*

CLIENT:	Arcadis	**Client Sample ID:**	IA-DUPE
Lab Order:	C1101036	**Tag Number:**	358,400
Project:	Lockheed Martin NJ001014.0001	**Collection Date:**	1/25/2011
Lab ID:	C1101036-005A	**Matrix:**	AIR

Analyses	Result	**Limit	Qual	Units	DF	Date Analyzed
FIELD PARAMETERS		FLD				Analyst:
Lab Vacuum In	-5			"Hg		1/26/2011
Lab Vacuum Out	-30			"Hg		1/26/2011
1UG/M3 W/ 0.25UG/M3 CT-TCE-VC		TO-15				Analyst: LL
1,1,1-Trichloroethane	< 0.15	0.15		ppbV	1	1/26/2011 11:57:00 PM
1,1,2,2-Tetrachloroethane	< 0.15	0.15		ppbV	1	1/26/2011 11:57:00 PM
1,1,2-Trichloroethane	< 0.15	0.15		ppbV	1	1/26/2011 11:57:00 PM
1,1-Dichloroethane	< 0.15	0.15		ppbV	1	1/26/2011 11:57:00 PM
1,1-Dichloroethene	< 0.15	0.15		ppbV	1	1/26/2011 11:57:00 PM
1,2,4-Trichlorobenzene	< 0.15	0.15		ppbV	1	1/26/2011 11:57:00 PM
1,2,4-Trimethylbenzene	1.7	1.5		ppbV	10	1/27/2011 12:31:00 AM
1,2-Dibromoethane	< 0.15	0.15		ppbV	1	1/26/2011 11:57:00 PM
1,2-Dichlorobenzene	< 0.15	0.15		ppbV	1	1/26/2011 11:57:00 PM
1,2-Dichloroethane	< 0.15	0.15		ppbV	1	1/26/2011 11:57:00 PM
1,2-Dichloropropane	< 0.15	0.15		ppbV	1	1/26/2011 11:57:00 PM
1,3,5-Trimethylbenzene	0.53	0.15		ppbV	1	1/26/2011 11:57:00 PM
1,3-butadiene	< 0.15	0.15		ppbV	1	1/26/2011 11:57:00 PM
1,3-Dichlorobenzene	< 0.15	0.15		ppbV	1	1/26/2011 11:57:00 PM
1,4-Dichlorobenzene	< 0.15	0.15		ppbV	1	1/26/2011 11:57:00 PM
1,4-Dioxane	< 0.30	0.30		ppbV	1	1/26/2011 11:57:00 PM
2,2,4-trimethylpentane	< 0.15	0.15		ppbV	1	1/26/2011 11:57:00 PM
4-ethyltoluene	0.47	0.15		ppbV	1	1/26/2011 11:57:00 PM
Acetone	9.9	3.0		ppbV	10	1/27/2011 12:31:00 AM
Allyl chloride	< 0.15	0.15		ppbV	1	1/26/2011 11:57:00 PM
Benzene	0.35	0.15		ppbV	1	1/26/2011 11:57:00 PM
Benzyl chloride	< 0.15	0.15		ppbV	1	1/26/2011 11:57:00 PM
Bromodichloromethane	< 0.15	0.15		ppbV	1	1/26/2011 11:57:00 PM
Bromoform	< 0.15	0.15		ppbV	1	1/26/2011 11:57:00 PM
Bromomethane	< 0.15	0.15		ppbV	1	1/26/2011 11:57:00 PM
Carbon disulfide	< 0.15	0.15		ppbV	1	1/26/2011 11:57:00 PM
Carbon tetrachloride	0.060	0.040		ppbV	1	1/26/2011 11:57:00 PM
Chlorobenzene	0.30	0.15		ppbV	1	1/26/2011 11:57:00 PM
Chloroethane	< 0.15	0.15		ppbV	1	1/26/2011 11:57:00 PM
Chloroform	< 0.15	0.15		ppbV	1	1/26/2011 11:57:00 PM
Chloromethane	0.33	0.15		ppbV	1	1/26/2011 11:57:00 PM
cis-1,2-Dichloroethene	< 0.15	0.15		ppbV	1	1/26/2011 11:57:00 PM
cis-1,3-Dichloropropene	< 0.15	0.15		ppbV	1	1/26/2011 11:57:00 PM
Cyclohexane	3.8	1.5		ppbV	10	1/27/2011 12:31:00 AM
Dibromochloromethane	< 0.15	0.15		ppbV	1	1/26/2011 11:57:00 PM
Ethyl acetate	< 0.25	0.25		ppbV	1	1/26/2011 11:57:00 PM

Qualifiers:

**	Reporting Limit	.	Results reported are not blank corrected
B	Analyte detected in the associated Method Blank	E	Value above quantitation range
H	Holding times for preparation or analysis exceeded	J	Analyte detected at or below quantitation limits
JN	Non-routine analyte. Quantitation estimated.	ND	Not Detected at the Reporting Limit
S	Spike Recovery outside accepted recovery limits		

Centek Laboratories, LLC

Date: *24-Feb-11*

CLIENT:	Arcadis	**Client Sample ID:**	IA-DUPE
Lab Order:	C1101036	**Tag Number:**	358,400
Project:	Lockheed Martin NJ001014.0001	**Collection Date:**	1/25/2011
Lab ID:	C1101036-005A	**Matrix:**	AIR

Analyses	Result	**Limit	Qual	Units	DF	Date Analyzed
1UG/M3 W/ 0.25UG/M3 CT-TCE-VC		**TO-15**				Analyst: LL
Ethylbenzene	0.19	0.15		ppbV	1	1/26/2011 11:57:00 PM
Freon 11	0.34	0.15		ppbV	1	1/26/2011 11:57:00 PM
Freon 113	< 0.15	0.15		ppbV	1	1/26/2011 11:57:00 PM
Freon 114	< 0.15	0.15		ppbV	1	1/26/2011 11:57:00 PM
Freon 12	0.44	0.15		ppbV	1	1/26/2011 11:57:00 PM
Heptane	1.4	0.15		ppbV	1	1/26/2011 11:57:00 PM
Hexachloro-1,3-butadiene	< 0.15	0.15		ppbV	1	1/26/2011 11:57:00 PM
Hexane	0.28	0.15		ppbV	1	1/26/2011 11:57:00 PM
Isopropyl alcohol	130	12		ppbV	80	1/28/2011 8:31:00 AM
m&p-Xylene	0.37	0.30		ppbV	1	1/26/2011 11:57:00 PM
Methyl Butyl Ketone	< 0.30	0.30		ppbV	1	1/26/2011 11:57:00 PM
Methyl Ethyl Ketone	< 0.30	0.30		ppbV	1	1/26/2011 11:57:00 PM
Methyl Isobutyl Ketone	< 0.30	0.30		ppbV	1	1/26/2011 11:57:00 PM
Methyl tert-butyl ether	< 0.15	0.15		ppbV	1	1/26/2011 11:57:00 PM
Methylene chloride	5.6	1.5		ppbV	10	1/27/2011 12:31:00 AM
o-Xylene	0.22	0.15		ppbV	1	1/26/2011 11:57:00 PM
Propylene	< 0.15	0.15		ppbV	1	1/26/2011 11:57:00 PM
Styrene	1.0	0.15		ppbV	1	1/26/2011 11:57:00 PM
Tetrachloroethylene	< 0.15	0.15		ppbV	1	1/26/2011 11:57:00 PM
Tetrahydrofuran	< 0.15	0.15		ppbV	1	1/26/2011 11:57:00 PM
Toluene	0.75	0.15		ppbV	1	1/26/2011 11:57:00 PM
trans-1,2-Dichloroethene	< 0.15	0.15		ppbV	1	1/26/2011 11:57:00 PM
trans-1,3-Dichloropropene	< 0.15	0.15		ppbV	1	1/26/2011 11:57:00 PM
Trichloroethene	0.11	0.040		ppbV	1	1/26/2011 11:57:00 PM
Vinyl acetate	< 0.15	0.15		ppbV	1	1/26/2011 11:57:00 PM
Vinyl Bromide	< 0.15	0.15		ppbV	1	1/26/2011 11:57:00 PM
Vinyl chloride	< 0.040	0.040		ppbV	1	1/26/2011 11:57:00 PM
Surr: Bromofluorobenzene	104	70-130		%REC	1	1/26/2011 11:57:00 PM

Qualifiers:

**	Reporting Limit	.	Results reported are not blank corrected
B	Analyte detected in the associated Method Blank	E	Value above quantitation range
H	Holding times for preparation or analysis exceeded	J	Analyte detected at or below quantitation limits
JN	Non-routine analyte. Quantitation estimated.	ND	Not Detected at the Reporting Limit
S	Spike Recovery outside accepted recovery limits		

Centek Laboratories, LLC

Date: *24-Feb-11*

CLIENT:	Arcadis	**Client Sample ID:**	IA-DUPE
Lab Order:	C1101036	**Tag Number:**	358,400
Project:	Lockheed Martin NJ001014.0001	**Collection Date:**	1/25/2011
Lab ID:	C1101036-005A	**Matrix:**	AIR

Analyses	Result	**Limit	Qual	Units	DF	Date Analyzed
1UG/M3 W/ 0.25UG/M3 CT-TCE-VC		TO-15				Analyst: LL
1,1,1-Trichloroethane	< 0.83	0.83		ug/m3	1	1/26/2011 11:57:00 PM
1,1,2,2-Tetrachloroethane	< 1.0	1.0		ug/m3	1	1/26/2011 11:57:00 PM
1,1,2-Trichloroethane	< 0.83	0.83		ug/m3	1	1/26/2011 11:57:00 PM
1,1-Dichloroethane	< 0.62	0.62		ug/m3	1	1/26/2011 11:57:00 PM
1,1-Dichloroethene	< 0.60	0.60		ug/m3	1	1/26/2011 11:57:00 PM
1,2,4-Trichlorobenzene	< 1.1	1.1		ug/m3	1	1/26/2011 11:57:00 PM
1,2,4-Trimethylbenzene	8.5	7.5		ug/m3	10	1/27/2011 12:31:00 AM
1,2-Dibromoethane	< 1.2	1.2		ug/m3	1	1/26/2011 11:57:00 PM
1,2-Dichlorobenzene	< 0.92	0.92		ug/m3	1	1/26/2011 11:57:00 PM
1,2-Dichloroethane	< 0.62	0.62		ug/m3	1	1/26/2011 11:57:00 PM
1,2-Dichloropropane	< 0.70	0.70		ug/m3	1	1/26/2011 11:57:00 PM
1,3,5-Trimethylbenzene	2.6	0.75		ug/m3	1	1/26/2011 11:57:00 PM
1,3-butadiene	< 0.34	0.34		ug/m3	1	1/26/2011 11:57:00 PM
1,3-Dichlorobenzene	< 0.92	0.92		ug/m3	1	1/26/2011 11:57:00 PM
1,4-Dichlorobenzene	< 0.92	0.92		ug/m3	1	1/26/2011 11:57:00 PM
1,4-Dioxane	< 1.1	1.1		ug/m3	1	1/26/2011 11:57:00 PM
2,2,4-trimethylpentane	< 0.71	0.71		ug/m3	1	1/26/2011 11:57:00 PM
4-ethyltoluene	2.3	0.75		ug/m3	1	1/26/2011 11:57:00 PM
Acetone	24	7.2		ug/m3	10	1/27/2011 12:31:00 AM
Allyl chloride	< 0.48	0.48		ug/m3	1	1/26/2011 11:57:00 PM
Benzene	1.1	0.49		ug/m3	1	1/26/2011 11:57:00 PM
Benzyl chloride	< 0.88	0.88		ug/m3	1	1/26/2011 11:57:00 PM
Bromodichloromethane	< 1.0	1.0		ug/m3	1	1/26/2011 11:57:00 PM
Bromoform	< 1.6	1.6		ug/m3	1	1/26/2011 11:57:00 PM
Bromomethane	< 0.59	0.59		ug/m3	1	1/26/2011 11:57:00 PM
Carbon disulfide	< 0.47	0.47		ug/m3	1	1/26/2011 11:57:00 PM
Carbon tetrachloride	0.38	0.26		ug/m3	1	1/26/2011 11:57:00 PM
Chlorobenzene	1.4	0.70		ug/m3	1	1/26/2011 11:57:00 PM
Chloroethane	< 0.40	0.40		ug/m3	1	1/26/2011 11:57:00 PM
Chloroform	< 0.74	0.74		ug/m3	1	1/26/2011 11:57:00 PM
Chloromethane	0.69	0.31		ug/m3	1	1/26/2011 11:57:00 PM
cis-1,2-Dichloroethene	< 0.60	0.60		ug/m3	1	1/26/2011 11:57:00 PM
cis-1,3-Dichloropropene	< 0.69	0.69		ug/m3	1	1/26/2011 11:57:00 PM
Cyclohexane	13	5.2		ug/m3	10	1/27/2011 12:31:00 AM
Dibromochloromethane	< 1.3	1.3		ug/m3	1	1/26/2011 11:57:00 PM
Ethyl acetate	< 0.92	0.92		ug/m3	1	1/26/2011 11:57:00 PM
Ethylbenzene	0.84	0.66		ug/m3	1	1/26/2011 11:57:00 PM
Freon 11	1.9	0.86		ug/m3	1	1/26/2011 11:57:00 PM
Freon 113	< 1.2	1.2		ug/m3	1	1/26/2011 11:57:00 PM
Freon 114	< 1.1	1.1		ug/m3	1	1/26/2011 11:57:00 PM

Qualifiers:

**	Reporting Limit	.	Results reported are not blank corrected
B	Analyte detected in the associated Method Blank	E	Value above quantitation range
H	Holding times for preparation or analysis exceeded	J	Analyte detected at or below quantitation limits
JN	Non-routine analyte. Quantitation estimated.	ND	Not Detected at the Reporting Limit
S	Spike Recovery outside accepted recovery limits		

Centek Laboratories, LLC

Date: *24-Feb-11*

CLIENT:	Arcadis	**Client Sample ID:**	IA-DUPE
Lab Order:	C1101036	**Tag Number:**	358,400
Project:	Lockheed Martin NJ001014.0001	**Collection Date:**	1/25/2011
Lab ID:	C1101036-005A	**Matrix:**	AIR

Analyses	Result	**Limit	Qual	Units	DF	Date Analyzed
1UG/M3 W/ 0.25UG/M3 CT-TCE-VC		TO-15				Analyst: LL
Freon 12	2.2	0.75		ug/m3	1	1/26/2011 11:57:00 PM
Heptane	6.0	0.62		ug/m3	1	1/26/2011 11:57:00 PM
Hexachloro-1,3-butadiene	< 1.6	1.6		ug/m3	1	1/26/2011 11:57:00 PM
Hexane	1.0	0.54		ug/m3	1	1/26/2011 11:57:00 PM
Isopropyl alcohol	310	30		ug/m3	80	1/28/2011 8:31:00 AM
m&p-Xylene	1.6	1.3		ug/m3	1	1/26/2011 11:57:00 PM
Methyl Butyl Ketone	< 1.2	1.2		ug/m3	1	1/26/2011 11:57:00 PM
Methyl Ethyl Ketone	< 0.90	0.90		ug/m3	1	1/26/2011 11:57:00 PM
Methyl Isobutyl Ketone	< 1.2	1.2		ug/m3	1	1/26/2011 11:57:00 PM
Methyl tert-butyl ether	< 0.55	0.55		ug/m3	1	1/26/2011 11:57:00 PM
Methylene chloride	20	5.3		ug/m3	10	1/27/2011 12:31:00 AM
o-Xylene	0.97	0.66		ug/m3	1	1/26/2011 11:57:00 PM
Propylene	< 0.26	0.26		ug/m3	1	1/26/2011 11:57:00 PM
Styrene	4.4	0.65		ug/m3	1	1/26/2011 11:57:00 PM
Tetrachloroethylene	< 1.0	1.0		ug/m3	1	1/26/2011 11:57:00 PM
Tetrahydrofuran	< 0.45	0.45		ug/m3	1	1/26/2011 11:57:00 PM
Toluene	2.9	0.57		ug/m3	1	1/26/2011 11:57:00 PM
trans-1,2-Dichloroethene	< 0.60	0.60		ug/m3	1	1/26/2011 11:57:00 PM
trans-1,3-Dichloropropene	< 0.69	0.69		ug/m3	1	1/26/2011 11:57:00 PM
Trichloroethene	0.60	0.22		ug/m3	1	1/26/2011 11:57:00 PM
Vinyl acetate	< 0.54	0.54		ug/m3	1	1/26/2011 11:57:00 PM
Vinyl Bromide	< 0.67	0.67		ug/m3	1	1/26/2011 11:57:00 PM
Vinyl chloride	< 0.10	0.10		ug/m3	1	1/26/2011 11:57:00 PM

Qualifiers:	**	Reporting Limit	.	Results reported are not blank corrected
	B	Analyte detected in the associated Method Blank	E	Value above quantitation range
	H	Holding times for preparation or analysis exceeded	J	Analyte detected at or below quantitation limits
	JN	Non-routine analyte. Quantitation estimated.	ND	Not Detected at the Reporting Limit
	S	Spike Recovery outside accepted recovery limits		

Quantitation Report (QT Reviewed)

Data File : C:\MSDCHEM\1\DATA\BG012622.D Vial: 12
Acq On : 26 Jan 2011 11:57 pm Operator: LL
Sample : C1101036-005A Inst : MSD #2
Misc : 1ugm3 & 0.25TCE,CT,VNCL Sample Multiplr: 1.00
MS Integration Params: RTEINT.P
Quant Time: Jan 31 09:29:07 2011 Quant Results File: B118_1UG.RES

Quant Method : C:\MSDCHEM\1\METHODS\B118_1UG.M (RTE Integrator)
Title : TO-15 VOA Standards for 5 point calibration
Last Update : Wed Jan 26 14:01:48 2011
Response via : Initial Calibration
DataAcq Meth : B118_1UG

Internal Standards	R.T.	QIon	Response	Conc	Units		Dev(Min)
1) Bromochloromethane	7.87	128	17382	1.00	ppb		0.00
30) 1,4-difluorobenzene	10.19	114	54264	1.00	ppb		0.01
44) Chlorobenzene-d5	14.98	117	46268	1.00	ppb		0.00
System Monitoring Compounds							
57) Bromofluorobenzene	16.51	95	25798	1.04	ppb		-0.01
Spiked Amount 1.000	Range 70 - 130		Recovery = 104.00%				
Target Compounds							Qvalue
3) Freon 12	3.13	85	46194	0.44	ppb		98
4) Chloromethane	3.27	50	12751	0.33	ppb		64
11) Freon 11	4.33	101	34197	0.34	ppb		95
12) Acetone	4.61	58	51581m	4.43	ppb		
13) Isopropyl alcohol	4.63	45	2123801m	100.28	ppb		
16) Methylene chloride	5.35	84	107487	4.03	ppb		83
25) Hexane	7.06	41	8787	0.28	ppb	#	83
32) Cyclohexane	9.48	56	109769	4.00	ppb	#	73
33) Carbon tetrachloride	9.43	117	6331m	0.06	ppb		
34) Benzene	9.41	78	27626	0.35	ppb		95
37) Heptane	10.76	43	41104	1.43	ppb		99
38) Trichloroethene	10.86	130	5194m	0.11	ppb		
45) Toluene	13.07	92	25494	0.75	ppb	#	71
51) Chlorobenzene	15.02	112	15335	0.30	ppb		92
52) Ethylbenzene	15.29	91	10286	0.19	ppb		99
53) m&p-xylene	15.44	91	18671	0.37	ppb		98
54) Styrene	15.87	104	31139	1.02	ppb		78
56) o-xylene	15.89	91	11296	0.22	ppb		96
59) 4-ethyltoluene	17.06	105	27286	0.47	ppb		80
60) 1,3,5-trimethylbenzene	17.12	105	26041	0.53	ppb		100
61) 1,2,4-trimethylbenzene	17.53	105	76180	2.40	ppb	#	74

L.L.

(#) = qualifier out of range (m) = manual integration (+) = signals summed

Quantitation Report (QT Reviewed)

Data File : C:\MSDCHEM\1\DATA\BG012622.D Vial: 12
Acq On : 26 Jan 2011 11:57 pm Operator: LL
Sample : C1101036-005A Inst : MSD #2
Misc : 1ugm3 & 0.25TCE,CT,VNCL Sample Multiplr: 1.00
MS Integration Params: RTEINT.P
Quant Time: Jan 31 9:34 2011 Quant Results File: B118_1UG.RES

Method : C:\MSDCHEM\1\METHODS\B118_1UG.M (RTE Integrator)
Title : TO-15 VOA Standards for 5 point calibration
Last Update : Tue Feb 01 16:05:43 2011
Response via : Initial Calibration

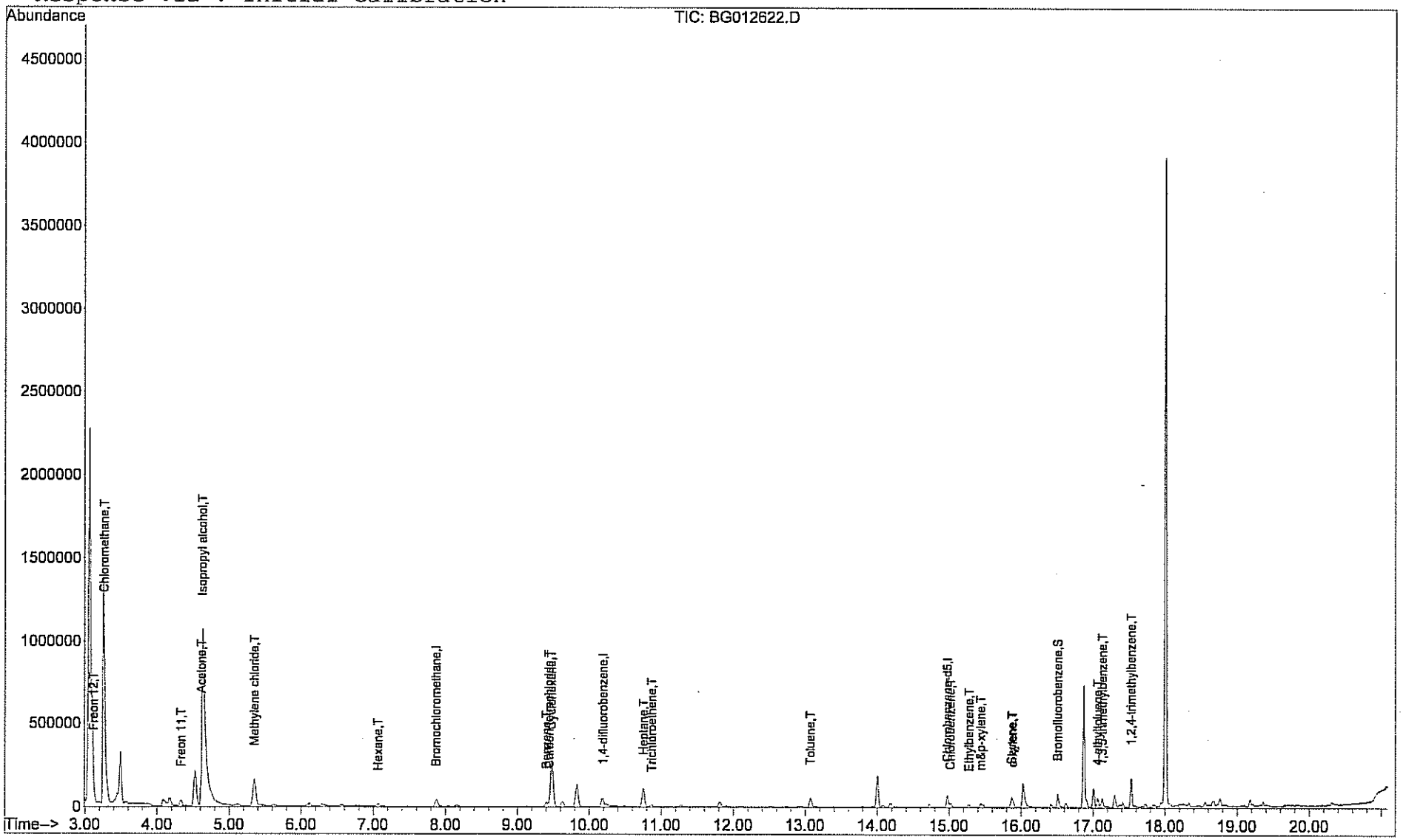

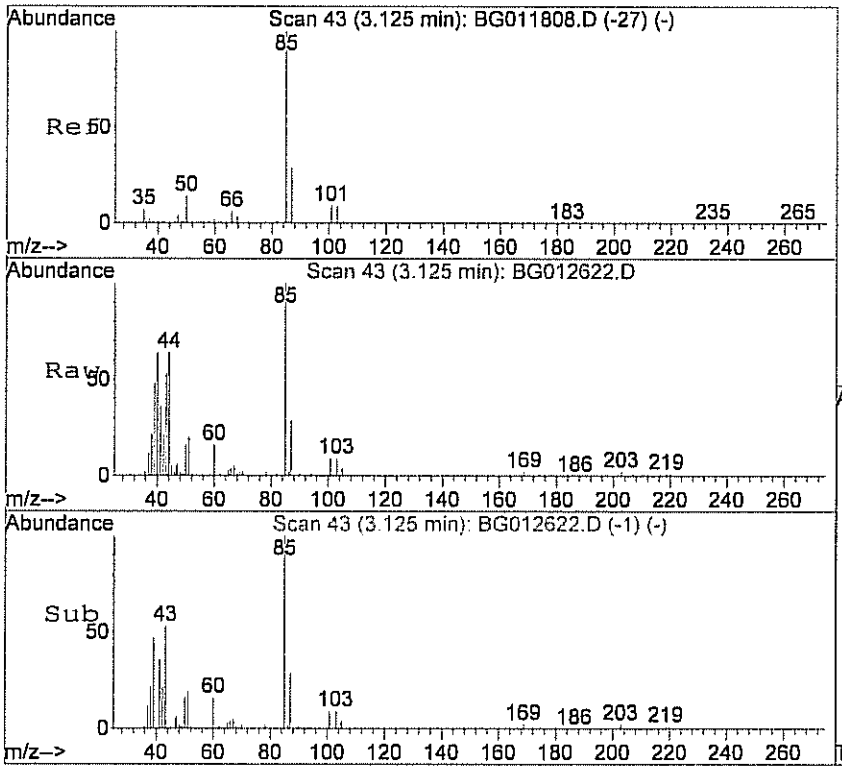

#3
Freon 12
Concen: 0.44 ppb
RT: 3.13 min Scan# 43
Delta R.T. -0.00 min
Lab File: BG012622.D
Acq: 26 Jan 2011 11:57 pm

Tgt Ion: 85 Resp: 46194

Ion	Ratio	Lower	Upper
85	100		
87	32.8	14.1	54.1

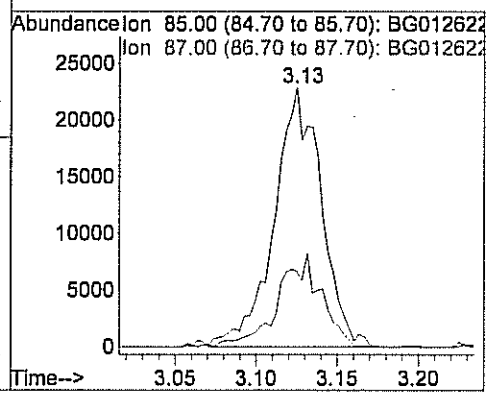

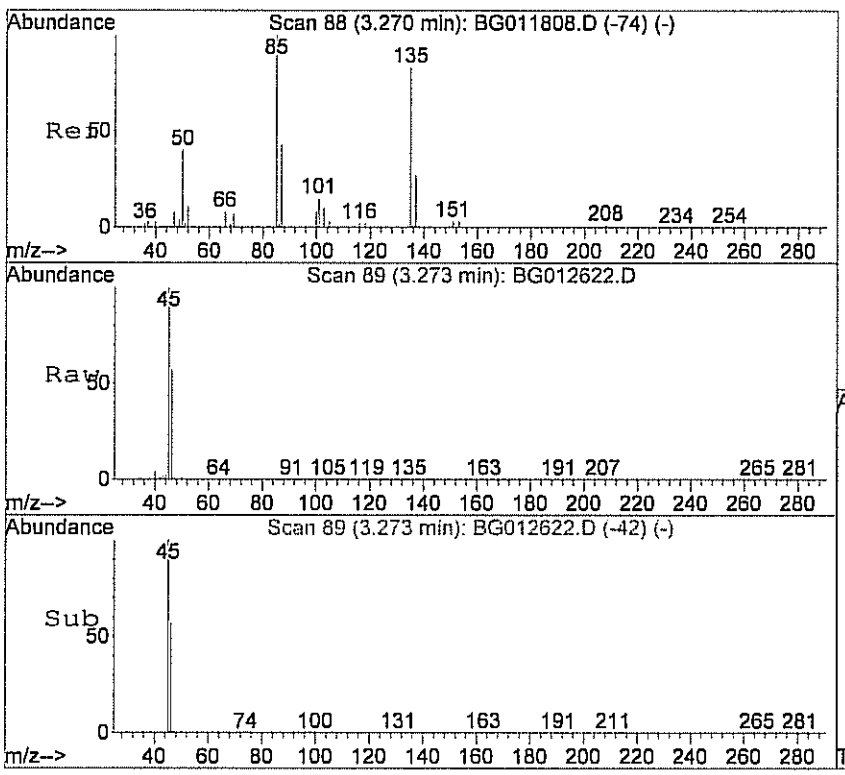

#4
Chloromethane
Concen: 0.33 ppb
RT: 3.27 min Scan# 89
Delta R.T. -0.00 min
Lab File: BG012622.D
Acq: 26 Jan 2011 11:57 pm

Tgt Ion: 50 Resp: 12751

Ion	Ratio	Lower	Upper
50	100		
52	32.1	0.0	36.8

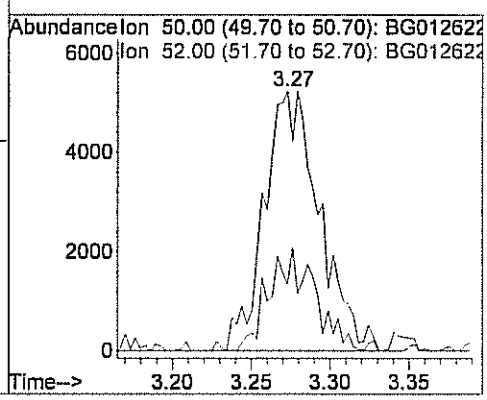

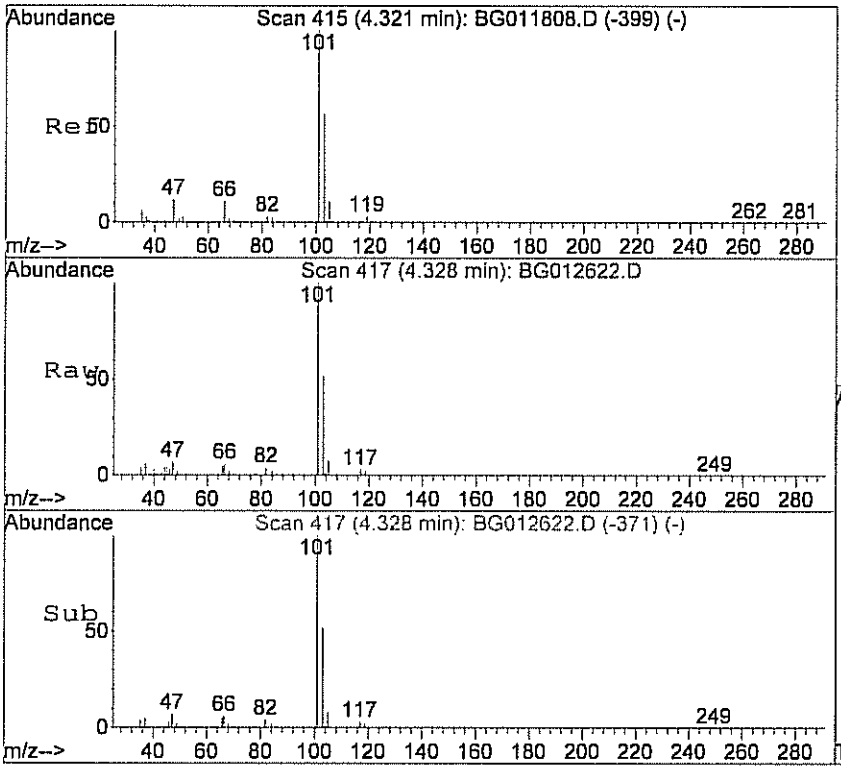

#11
Freon 11
Concen: 0.34 ppb
RT: 4.33 min Scan# 417
Delta R.T. -0.00 min
Lab File: BG012622.D
Acq: 26 Jan 2011 11:57 pm

Tgt Ion:101 Resp: 34197

Ion	Ratio	Lower	Upper
101	100		
103	65.2	49.2	89.2
105	5.4	0.0	27.9

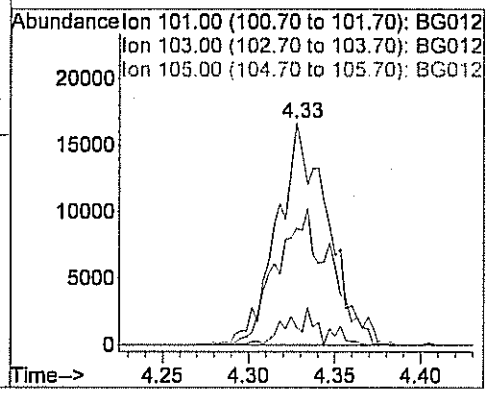

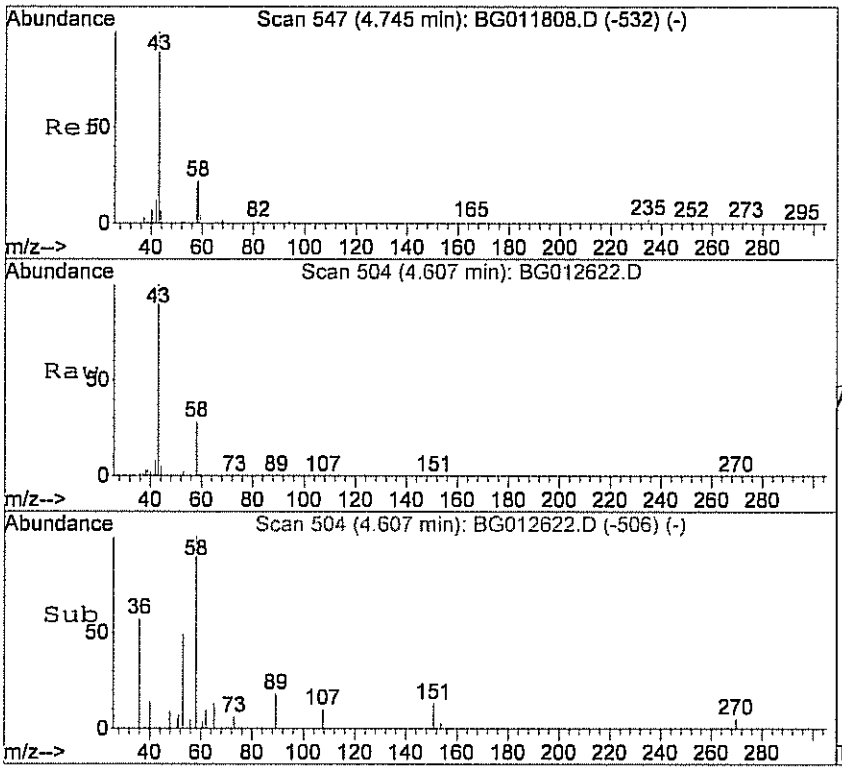

#12
Acetone
Concen: 4.43 ppb m
RT: 4.61 min Scan# 504
Delta R.T. -0.16 min
Lab File: BG012622.D
Acq: 26 Jan 2011 11:57 pm

Tgt Ion: 58 Resp: 51581

Ion	Ratio	Lower	Upper
58	100		
43	0.0	148.4	208.4#

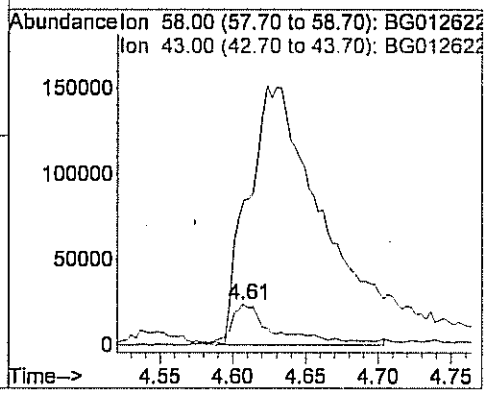

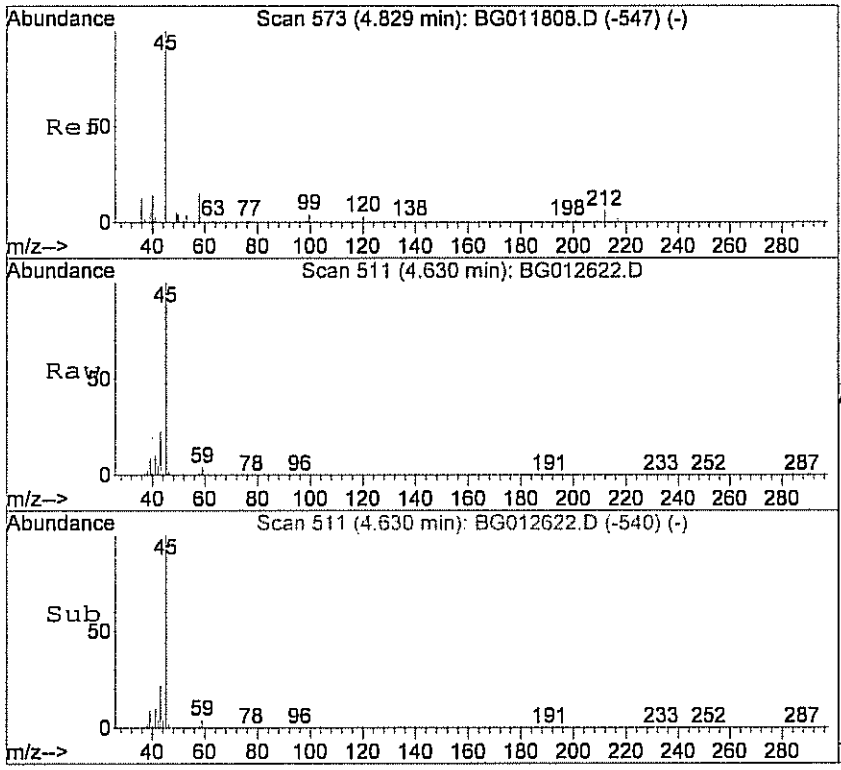

#13
Isopropyl alcohol
Concen: 100.28 ppb m
RT: 4.63 min Scan# 511
Delta R.T. -0.24 min
Lab File: BG012622.D
Acq: 26 Jan 2011 11:57 pm

Tgt Ion: 45 Resp: 2123801

Ion	Ratio	Lower	Upper
45	100		
43	0.0	6.2	46.2#

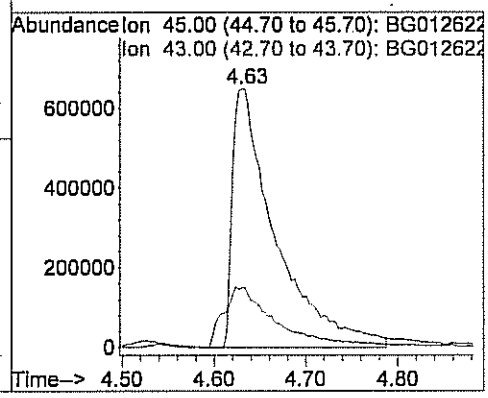

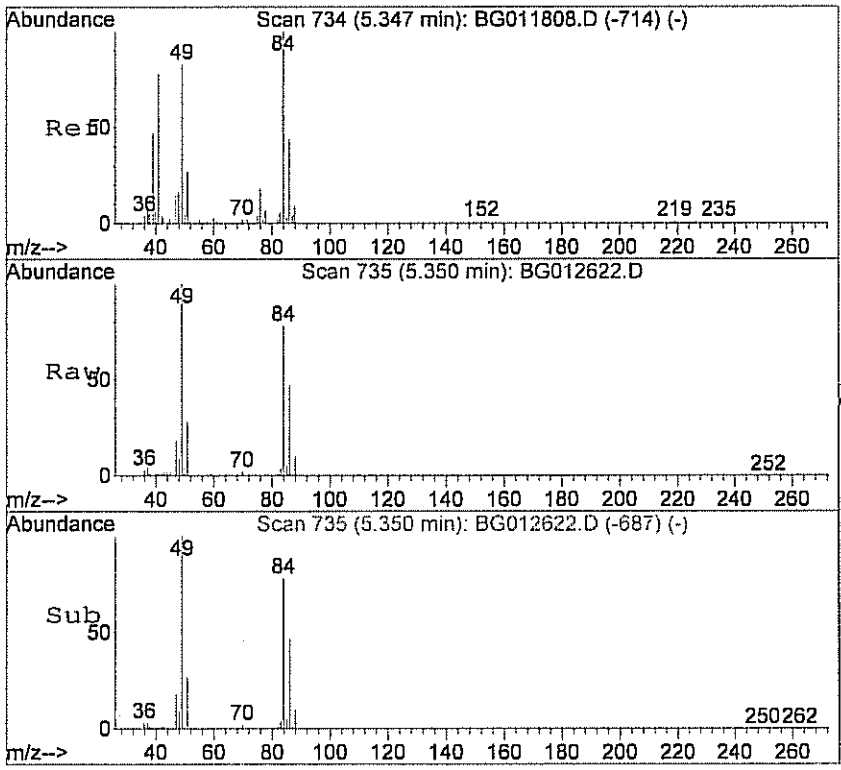

#16
Methylene chloride
Concen: 4.03 ppb
RT: 5.35 min Scan# 735
Delta R.T. 0.00 min
Lab File: BG012622.D
Acq: 26 Jan 2011 11:57 pm

Tgt Ion: 84 Resp: 107487

Ion	Ratio	Lower	Upper
84	100		
49	121.7	82.7	122.7
86	66.8	35.7	75.7

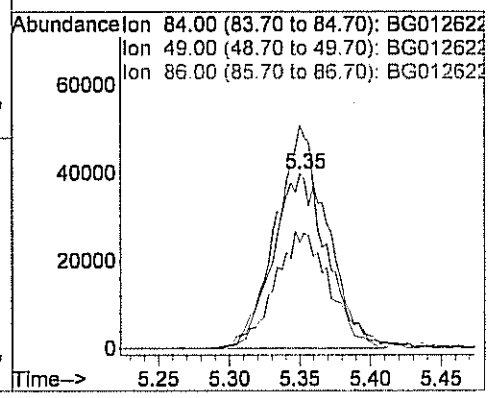

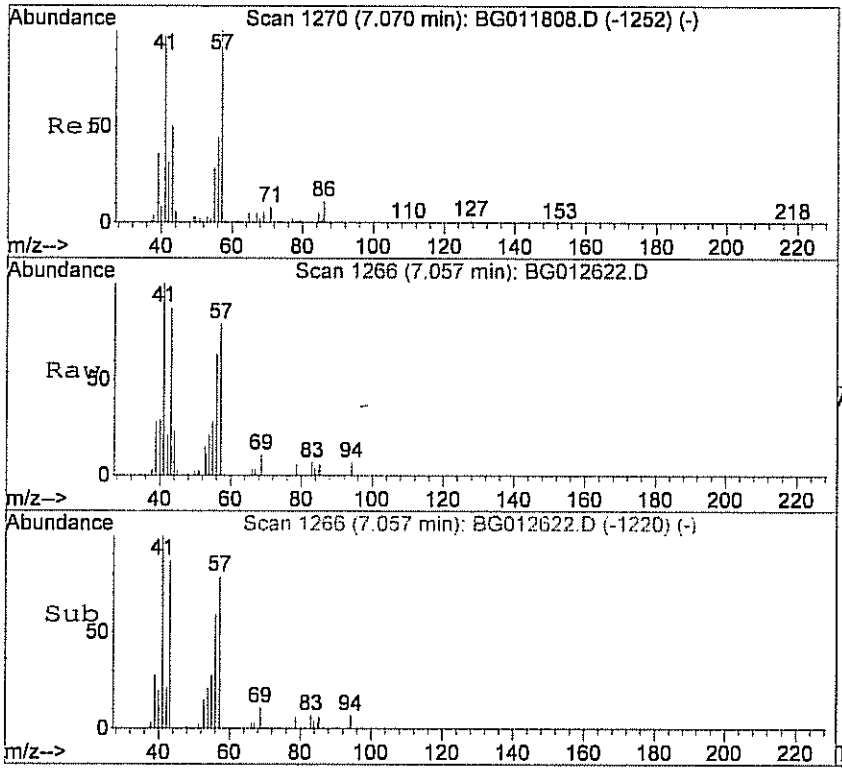

#25
Hexane
Concen: 0.28 ppb
RT: 7.06 min Scan# 1266
Delta R.T. -0.00 min
Lab File: BG012622.D
Acq: 26 Jan 2011 11:57 pm

Tgt Ion: 41 Resp: 8787

Ion	Ratio	Lower	Upper
41	100		
57	86.6	67.3	107.3
43	74.9	22.9	62.9#

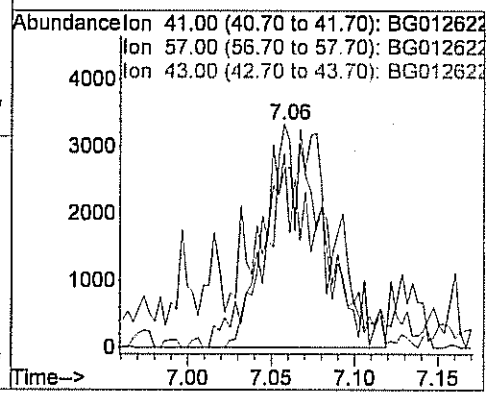

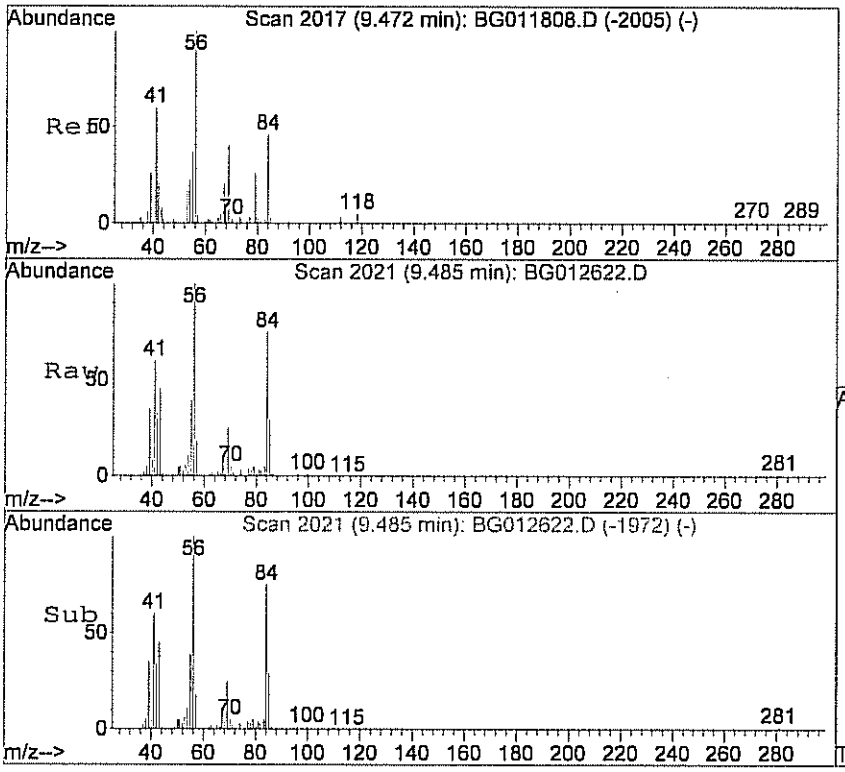

#32
Cyclohexane
Concen: 4.00 ppb
RT: 9.48 min Scan# 2021
Delta R.T. 0.01 min
Lab File: BG012622.D
Acq: 26 Jan 2011 11:57 pm

Tgt Ion: 56 Resp: 109769

Ion	Ratio	Lower	Upper
56	100		
41	80.9	40.6	80.6#
84	70.2	31.3	71.3

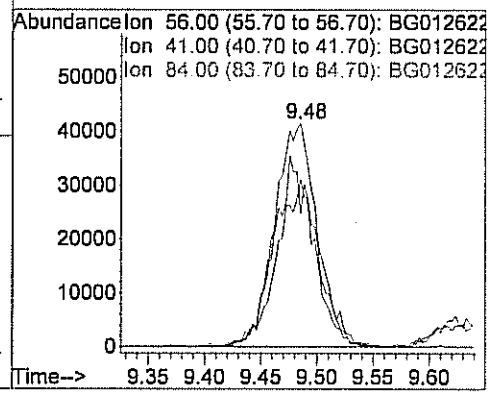

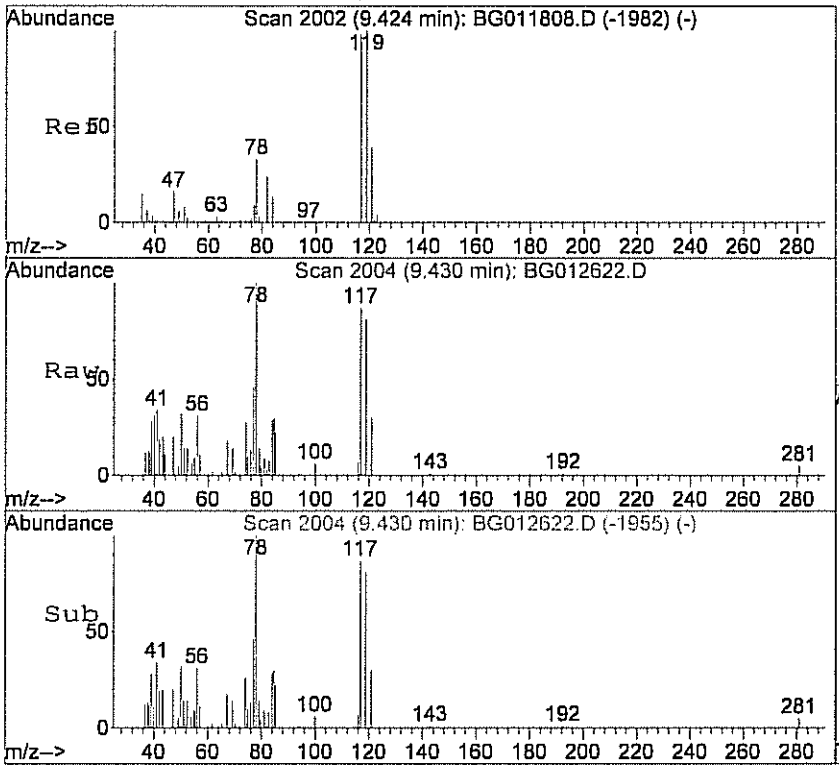

#33
Carbon tetrachloride
Concen: 0.06 ppb m
RT: 9.43 min Scan# 2004
Delta R.T. 0.01 min
Lab File: BG012622.D
Acq: 26 Jan 2011 11:57 pm

Tgt Ion:117 Resp: 6331

Ion	Ratio	Lower	Upper
117	100		
119	72.8	64.1	104.1

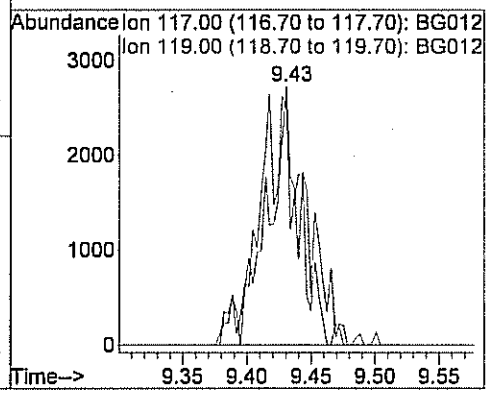

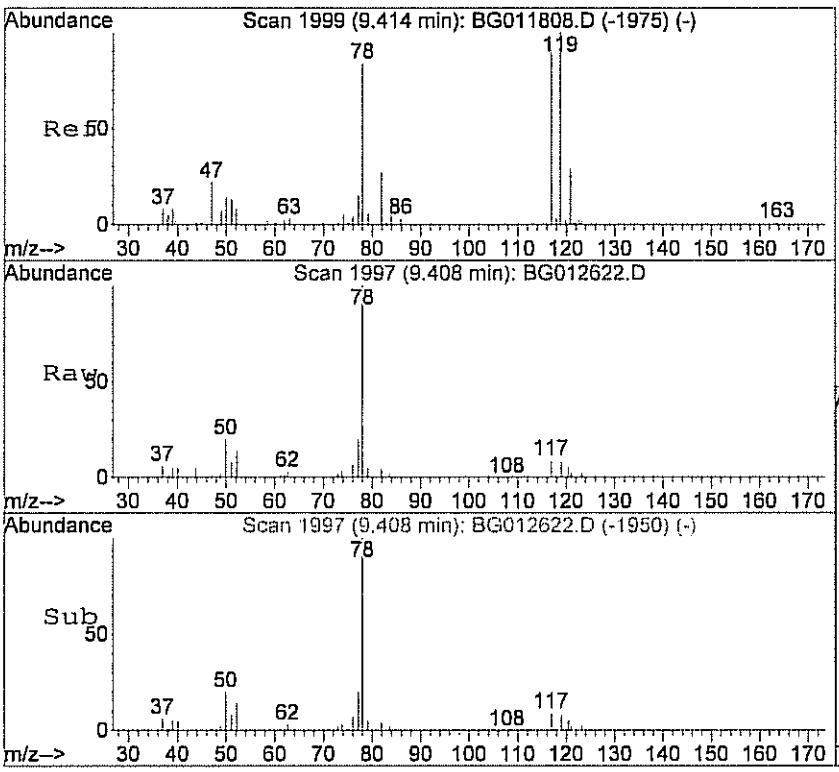

#34
Benzene
Concen: 0.35 ppb
RT: 9.41 min Scan# 1997
Delta R.T. -0.00 min
Lab File: BG012622.D
Acq: 26 Jan 2011 11:57 pm

Tgt Ion: 78 Resp: 27626

Ion	Ratio	Lower	Upper
78	100		
77	25.4	2.4	42.4
51	20.1	0.0	38.9

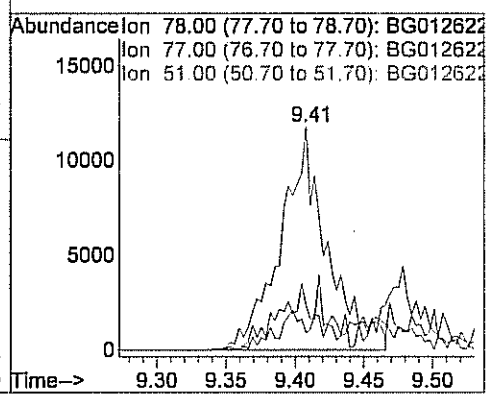

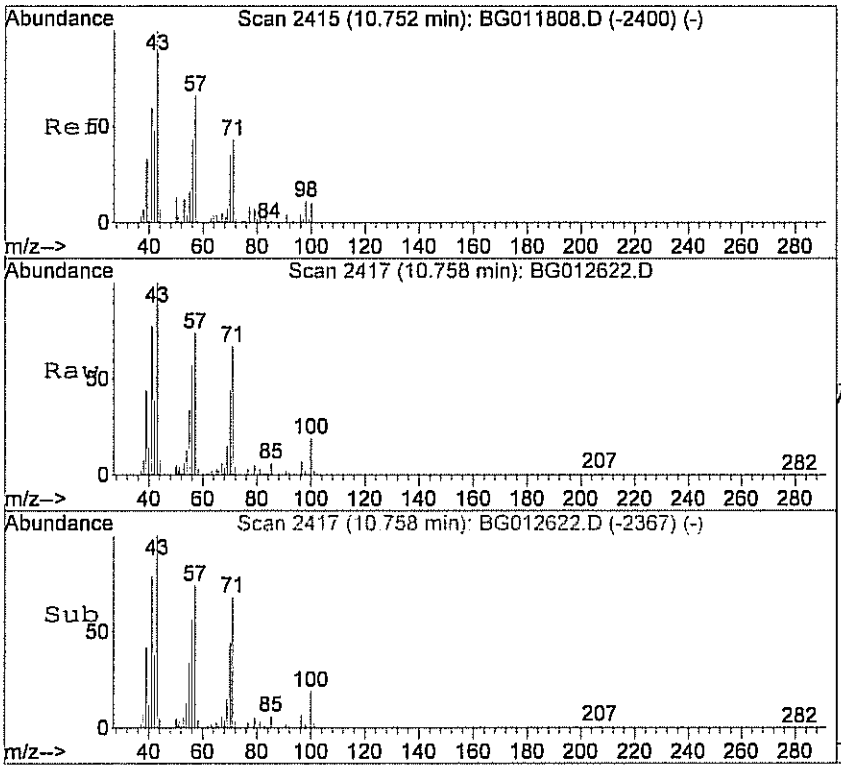

#37
Heptane
Concen: 1.43 ppb
RT: 10.76 min Scan# 2417
Delta R.T. 0.01 min
Lab File: BG012622.D
Acq: 26 Jan 2011 11:57 pm

Tgt Ion: 43 Resp: 41104

Ion	Ratio	Lower	Upper
43	100		
57	60.7	40.1	80.1
71	62.2	41.4	81.4

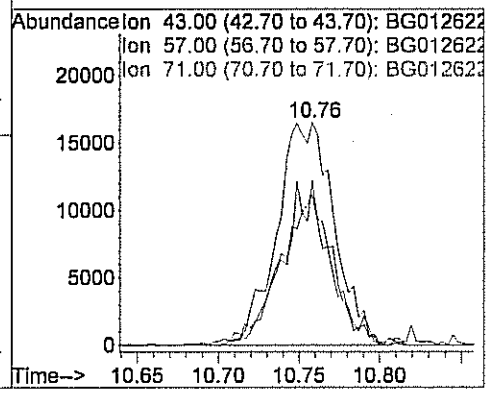

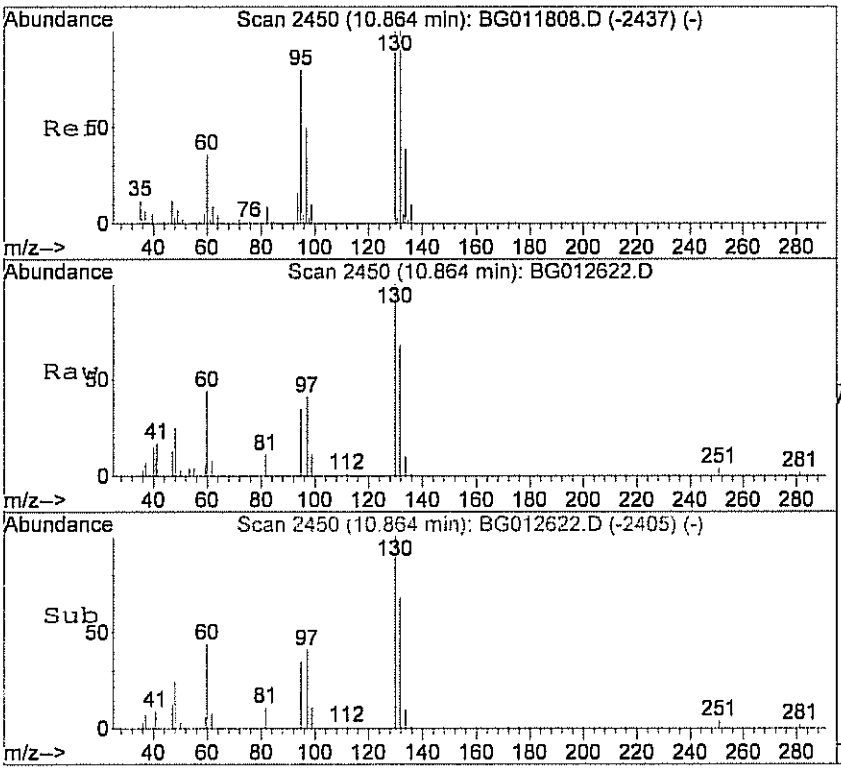

#38
Trichloroethene
Concen: 0.11 ppb m
RT: 10.86 min Scan# 2450
Delta R.T. -0.01 min
Lab File: BG012622.D
Acq: 26 Jan 2011 11:57 pm

Tgt Ion:130 Resp: 5194

Ion	Ratio	Lower	Upper
130	100		
132	0.0	63.9	103.9#
95	103.3	53.8	93.8#

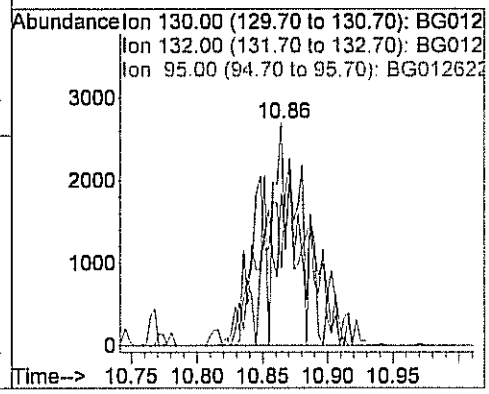

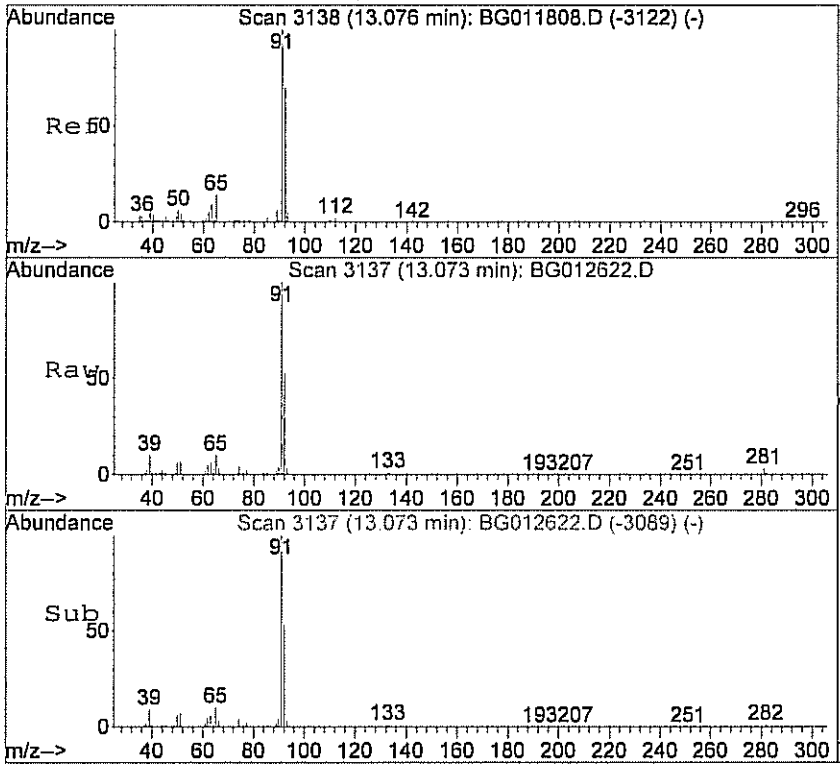

#45
Toluene
Concen: 0.75 ppb
RT: 13.07 min Scan# 3137
Delta R.T. 0.00 min
Lab File: BG012622.D
Acq: 26 Jan 2011 11:57 pm

Tgt Ion: 92 Resp: 25494

Ion	Ratio	Lower	Upper
92	100		
91	176.7	121.5	161.5#

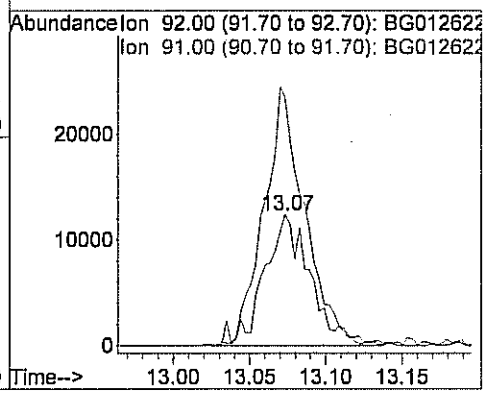

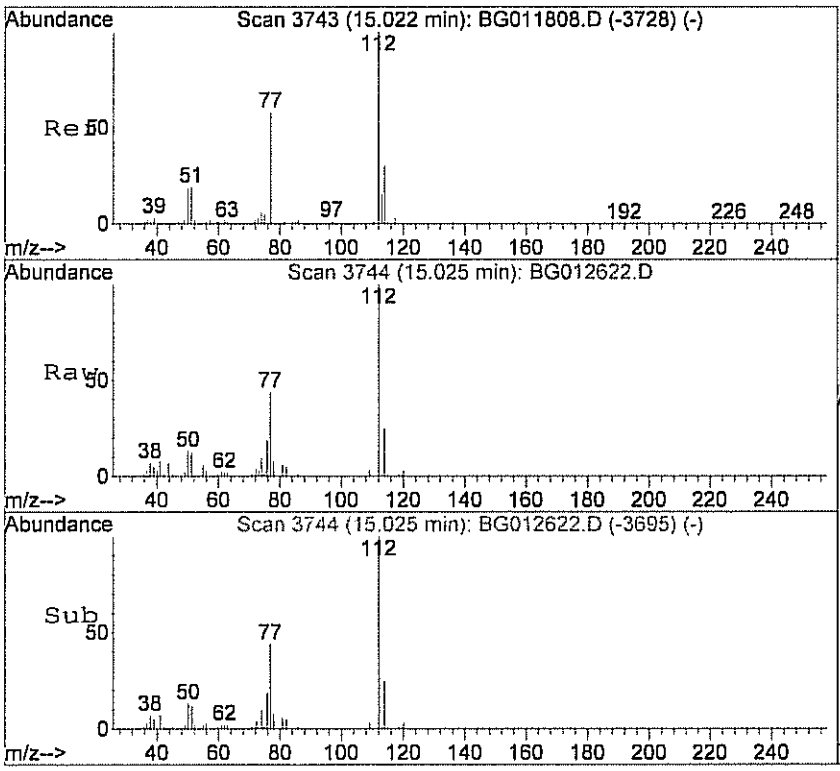

#51
Chlorobenzene
Concen: 0.30 ppb
RT: 15.02 min Scan# 3744
Delta R.T. 0.01 min
Lab File: BG012622.D
Acq: 26 Jan 2011 11:57 pm

Tgt Ion:112 Resp: 15335

Ion	Ratio	Lower	Upper
112	100		
77	51.5	24.7	64.7
114	31.0	8.8	48.8

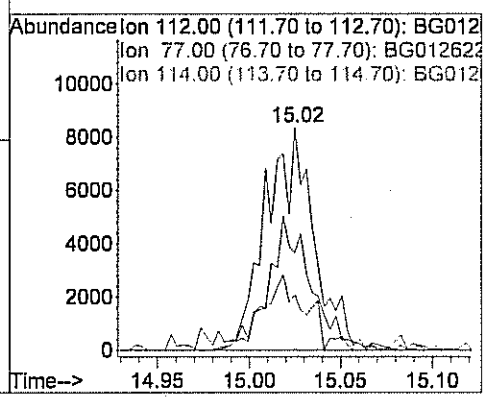

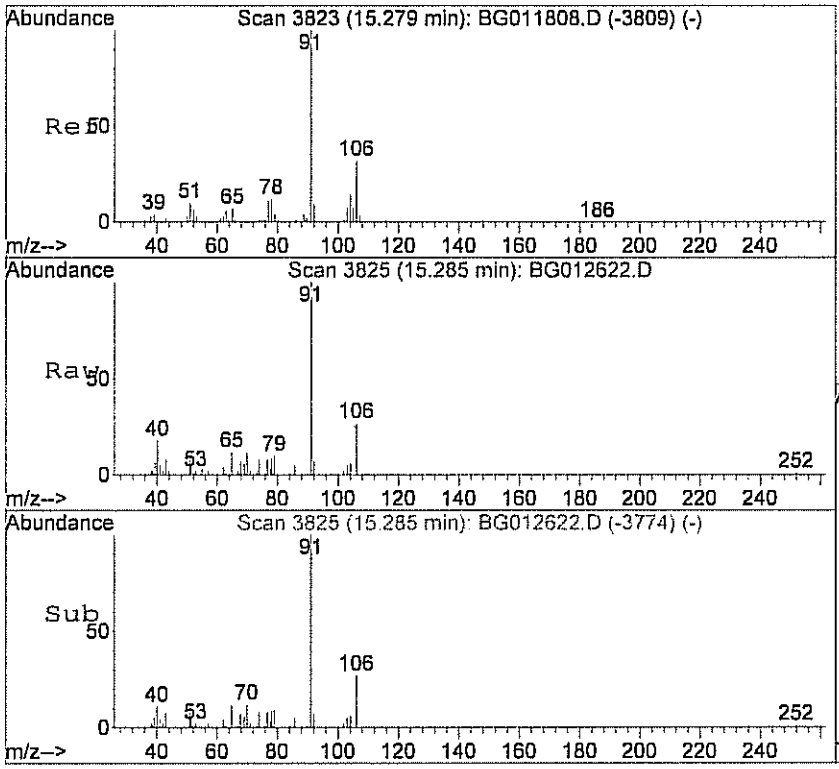

#52
Ethylbenzene
Concen: 0.19 ppb
RT: 15.29 min Scan# 3825
Delta R.T. 0.01 min
Lab File: BG012622.D
Acq: 26 Jan 2011 11:57 pm

Tgt Ion: 91 Resp: 10286

Ion	Ratio	Lower	Upper
91	100		
106	40.4	21.0	61.0

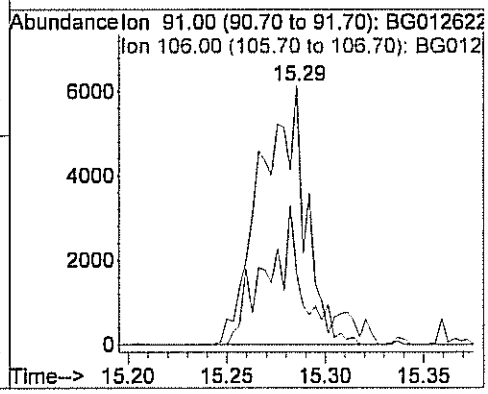

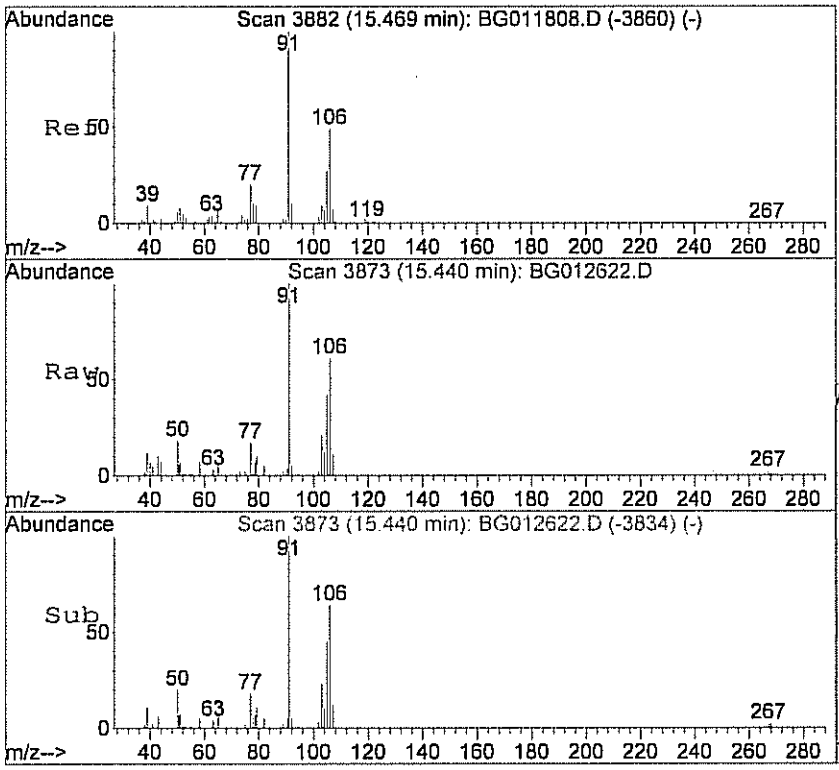

#53
m&p-xylene
Concen: 0.37 ppb
RT: 15.44 min Scan# 3873
Delta R.T. -0.03 min
Lab File: BG012622.D
Acq: 26 Jan 2011 11:57 pm

Tgt Ion: 91 Resp: 18671

Ion	Ratio	Lower	Upper
91	100		
106	53.0	34.5	74.5

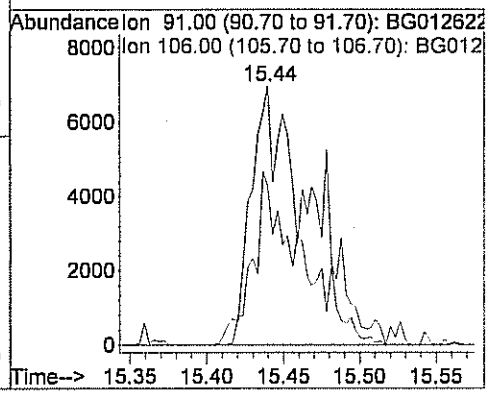

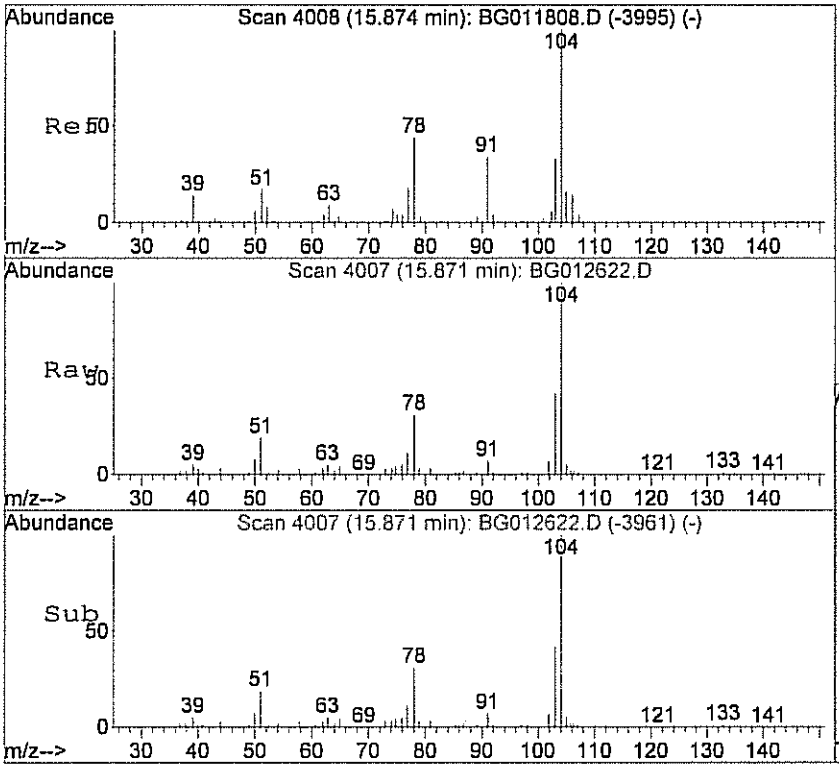

#54
Styrene
Concen: 1.02 ppb
RT: 15.87 min Scan# 4007
Delta R.T. -0.00 min
Lab File: BG012622.D
Acq: 26 Jan 2011 11:57 pm

Tgt Ion:104 Resp: 31139

Ion	Ratio	Lower	Upper
104	100		
78	45.5	13.1	53.1

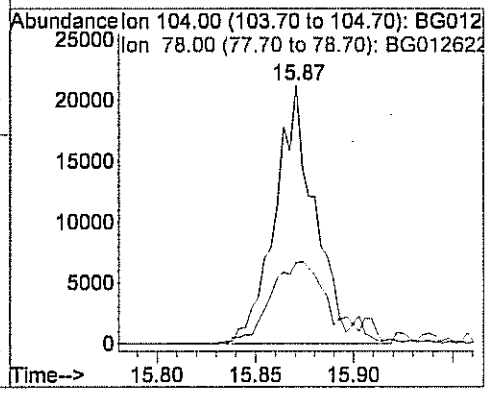

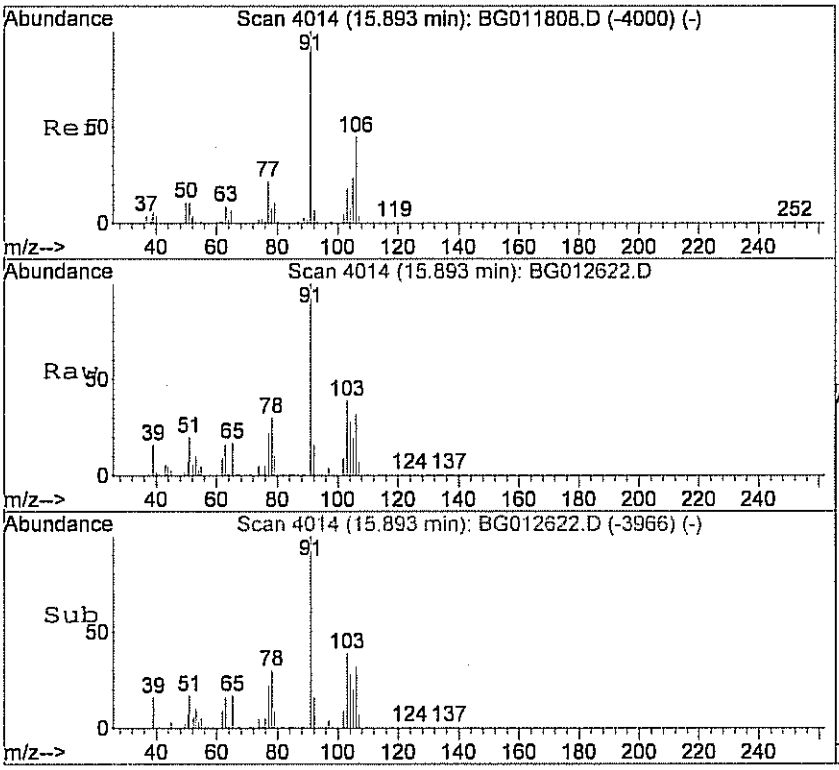

#56
o-xylene
Concen: 0.22 ppb
RT: 15.89 min Scan# 4014
Delta R.T. 0.00 min
Lab File: BG012622.D
Acq: 26 Jan 2011 11:57 pm

Tgt Ion: 91 Resp: 11296

Ion	Ratio	Lower	Upper
91	100		
106	47.9	30.8	70.8

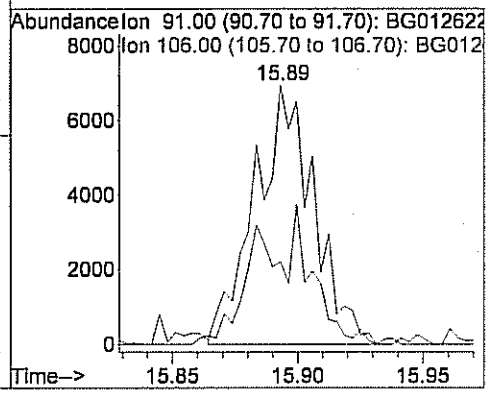

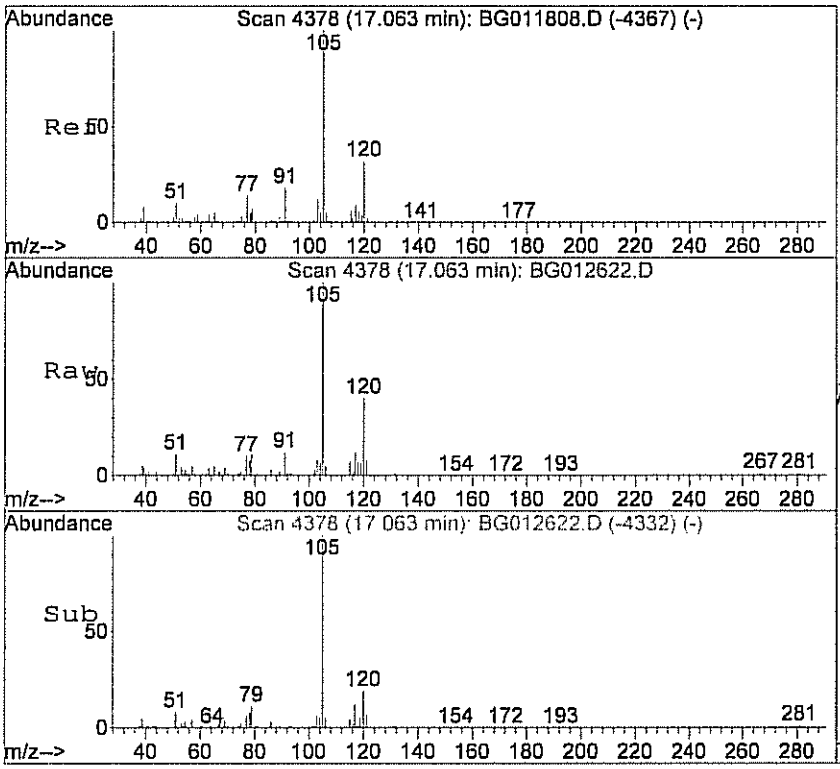

#59
4-ethyltoluene
Concen: 0.47 ppb
RT: 17.06 min Scan# 4378
Delta R.T. -0.00 min
Lab File: BG012622.D
Acq: 26 Jan 2011 11:57 pm

Tgt Ion:105 Resp: 27286

Ion	Ratio	Lower	Upper
105	100		
120	38.8	8.0	48.0

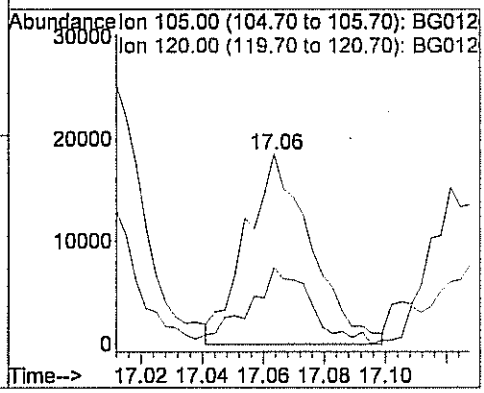

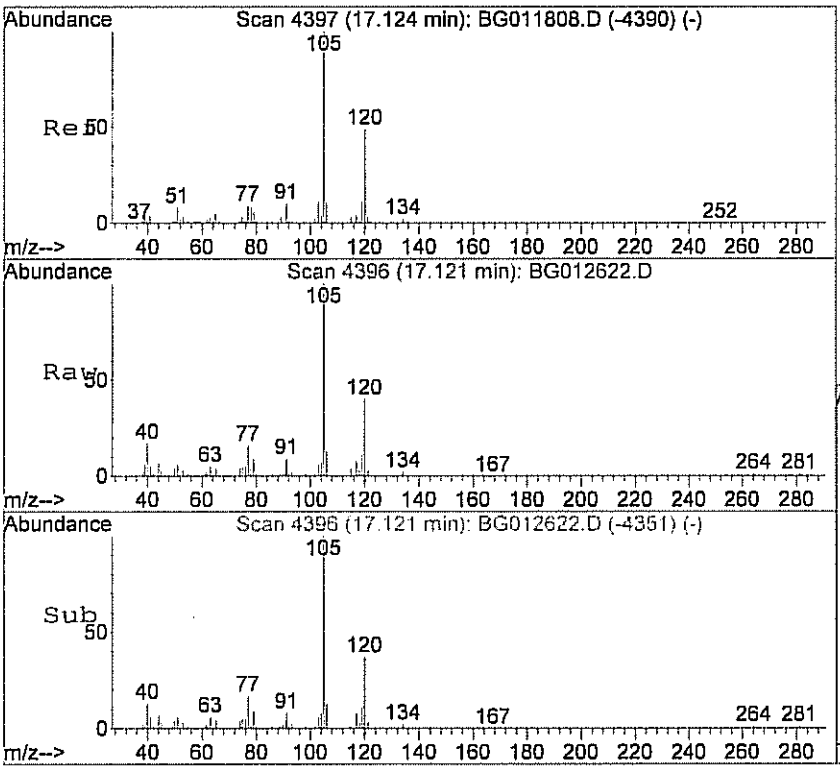

#60
1,3,5-trimethylbenzene
Concen: 0.53 ppb
RT: 17.12 min Scan# 4396
Delta R.T. -0.01 min
Lab File: BG012622.D
Acq: 26 Jan 2011 11:57 pm

Tgt Ion:105 Resp: 26041

Ion	Ratio	Lower	Upper
105	100		
120	47.7	27.9	67.9

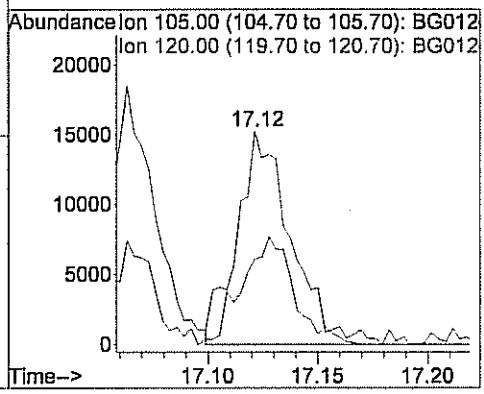

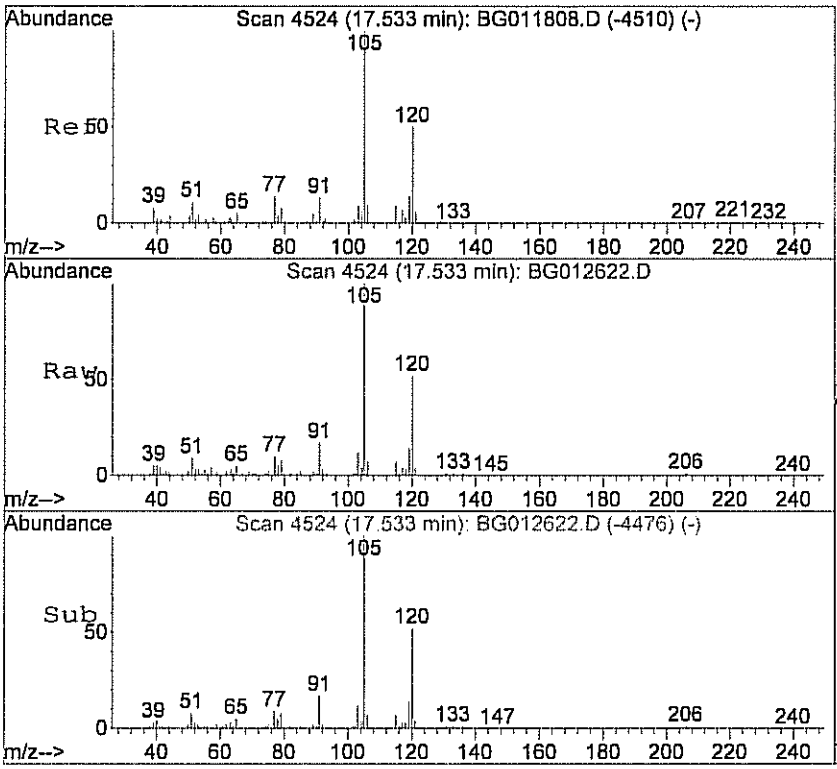

#61
1,2,4-trimethylbenzene
Concen: 2.40 ppb
RT: 17.53 min Scan# 4524
Delta R.T. 0.00 min
Lab File: BG012622.D
Acq: 26 Jan 2011 11:57 pm

Tgt Ion:105 Resp: 76180

Ion	Ratio	Lower	Upper
105	100		
120	50.2	52.0	92.0#

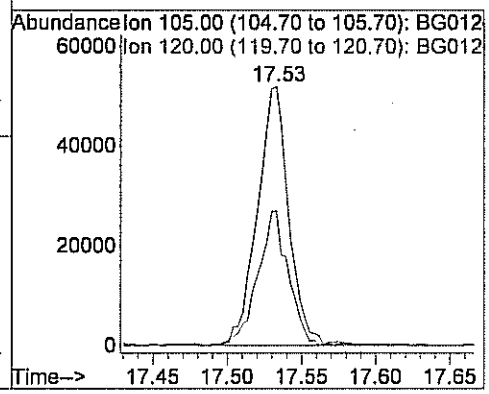

Quantitation Report (QT Reviewed)

Data File : C:\MSDCHEM\1\DATA\BG012623.D Vial: 12
Acq On : 27 Jan 2011 12:31 am Operator: LL
Sample : C1101036-005A 10X Inst : MSD #2
Misc : 1ugm3 & 0.25TCE,CT,VNCL Sample Multiplr: 1.00
MS Integration Params: RTEINT.P
Quant Time: Jan 27 00:52:45 2011 Quant Results File: B118_1UG.RES

Quant Method : C:\MSDCHEM\1\METHODS\B118_1UG.M (RTE Integrator)
Title : TO-15 VOA Standards for 5 point calibration
Last Update : Wed Jan 26 14:01:48 2011
Response via : Initial Calibration
DataAcq Meth : B118_1UG

Internal Standards	R.T.	QIon	Response	Conc	Units		Dev(Min)
1) Bromochloromethane	7.88	128	16165	1.00	ppb		0.00
30) 1,4-difluorobenzene	10.18	114	33928	1.00	ppb		0.00
44) Chlorobenzene-d5	14.98	117	34144	1.00	ppb		0.00
System Monitoring Compounds							
57) Bromofluorobenzene	16.51	95	17124	0.94	ppb		0.00
Spiked Amount 1.000	Range 70 - 130		Recovery = 94.00%				
Target Compounds							Qvalue
12) Acetone	4.73	58	10710m	0.99	ppb		
13) Isopropyl alcohol	4.72	45	219727m	11.16	ppb		
16) Methylene chloride	5.35	84	13807	0.56	ppb		94
32) Cyclohexane	9.48	56	6548	0.38	ppb	#	72
37) Heptane	10.76	43	2922	0.16	ppb	#	24
45) Toluene	13.07	92	3065m	0.12	ppb		
54) Styrene	15.88	104	2873	0.13	ppb		87
61) 1,2,4-trimethylbenzene	17.54	105	4059	0.17	ppb	#	74

(#) = qualifier out of range (m) = manual integration (+) = signals summed

Quantitation Report (QT Reviewed)

Data File : C:\MSDCHEM\1\DATA\BG012623.D Vial: 12
Acq On : 27 Jan 2011 12:31 am Operator: LL
Sample : C1101036-005A 10X Inst : MSD #2
Misc : 1ugm3 & 0.25TCE,CT,VNCL Sample Multiplr: 1.00
MS Integration Params: RTEINT.P
Quant Time: Feb 1 14:04 2011 Quant Results File: B118_1UG.RES

Method : C:\MSDCHEM\1\METHODS\B118_1UG.M (RTE Integrator)
Title : TO-15 VOA Standards for 5 point calibration
Last Update : Tue Feb 01 16:05:43 2011
Response via : Initial Calibration

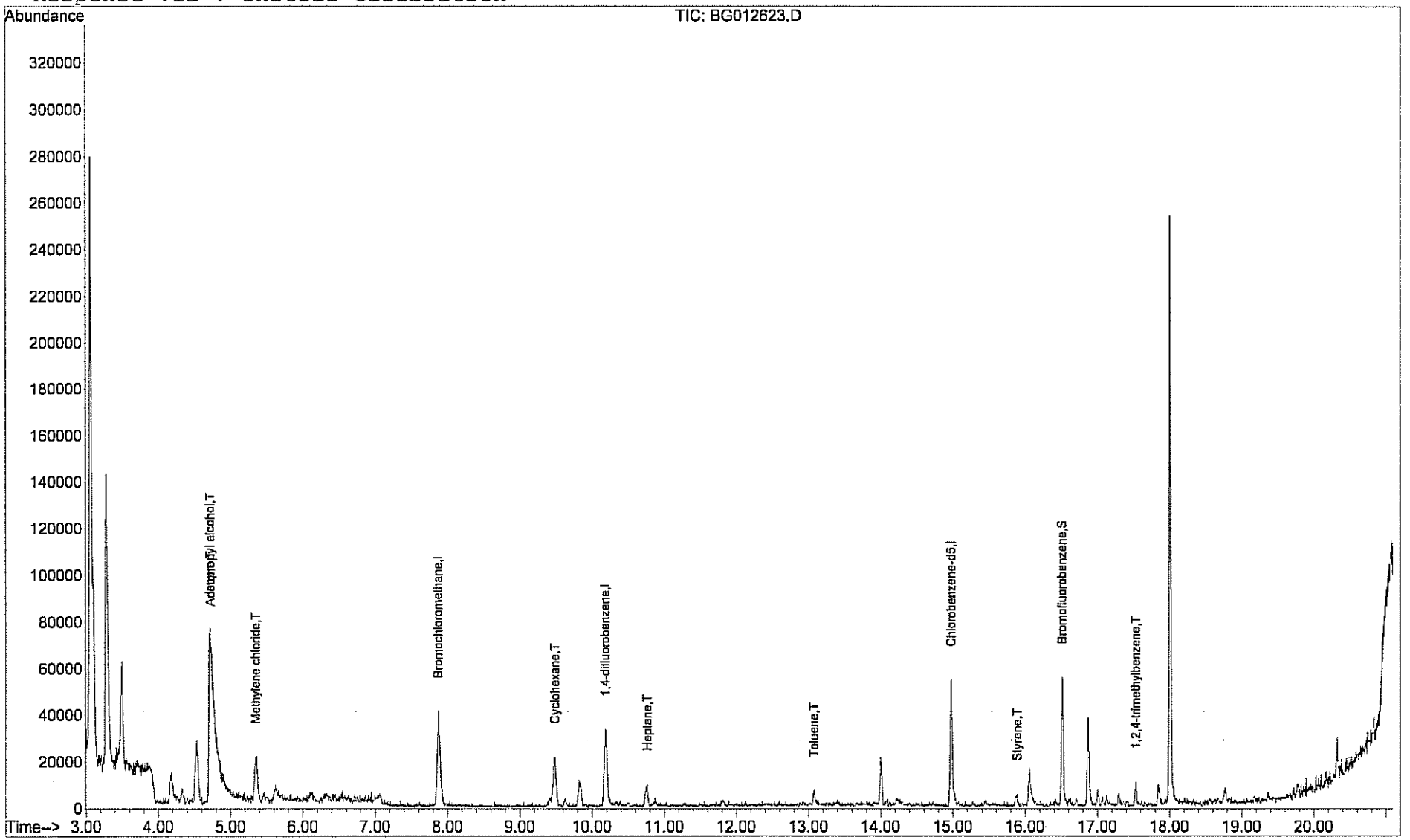

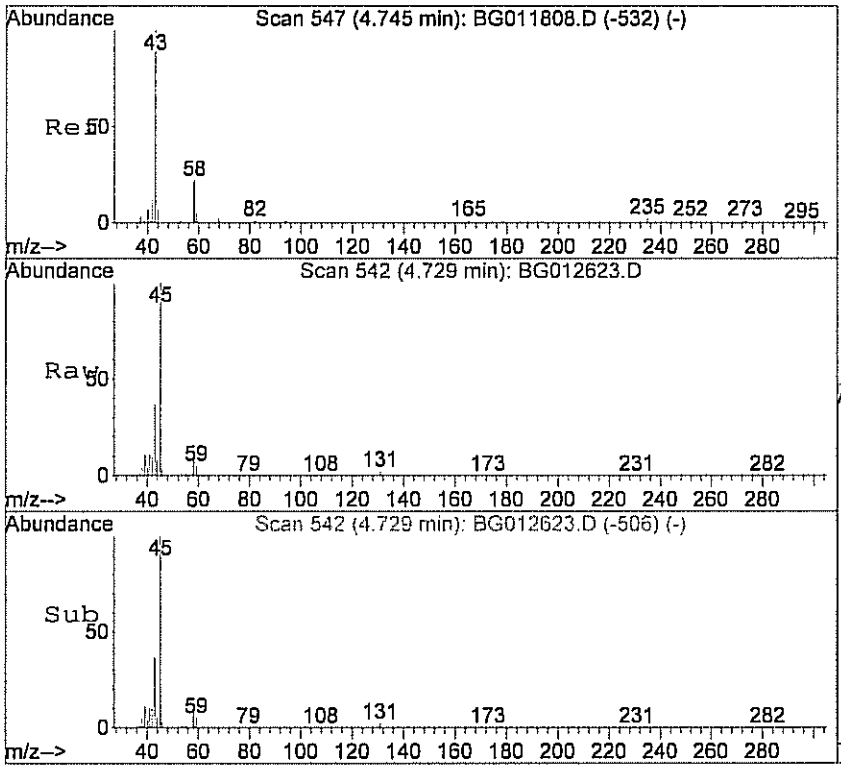

#12
Acetone
Concen: 0.99 ppb m
RT: 4.73 min Scan# 542
Delta R.T. -0.04 min
Lab File: BG012623.D
Acq: 27 Jan 2011 12:31 am

Tgt Ion: 58 Resp: 10710

Ion	Ratio	Lower	Upper
58	100		
43	0.0	148.4	208.4#

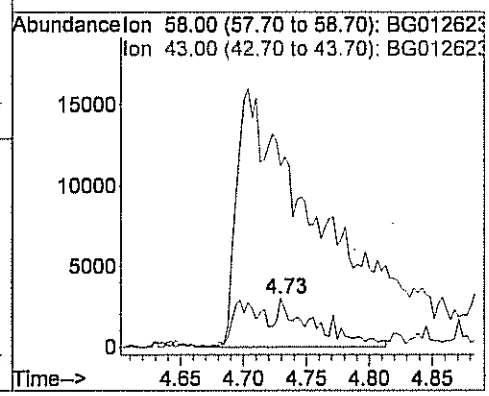

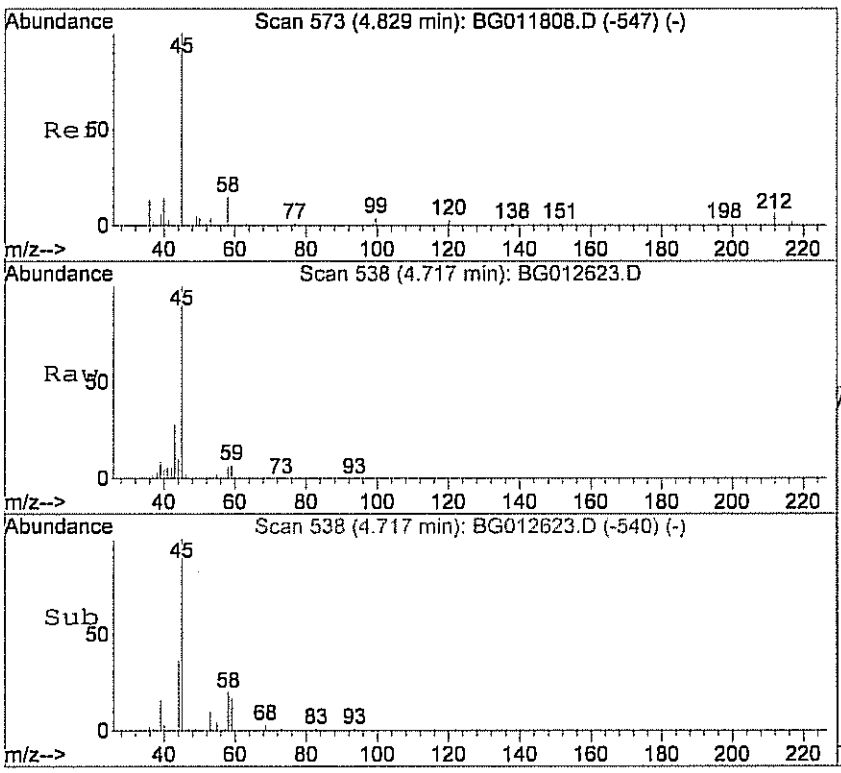

#13
Isopropyl alcohol
Concen: 11.16 ppb m
RT: 4.72 min Scan# 538
Delta R.T. -0.16 min
Lab File: BG012623.D
Acq: 27 Jan 2011 12:31 am

Tgt Ion: 45 Resp: 219727

Ion	Ratio	Lower	Upper
45	100		
43	0.2	6.2	46.2#

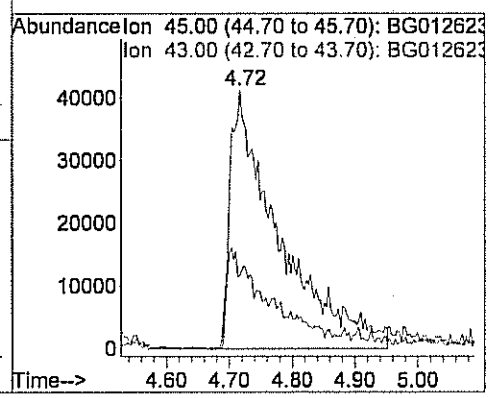

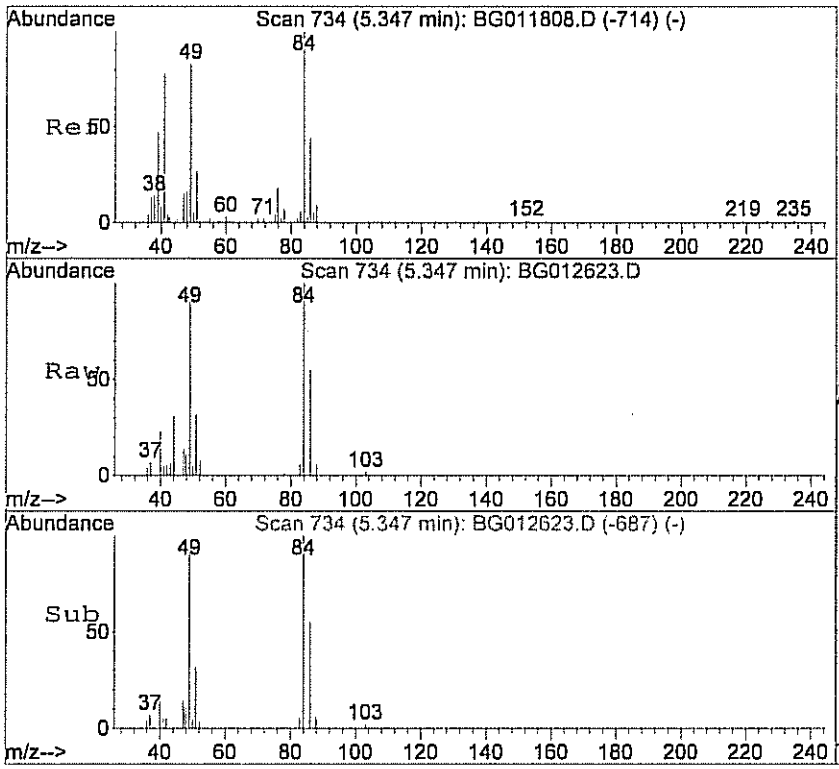

#16
Methylene chloride
Concen: 0.56 ppb
RT: 5.35 min Scan# 734
Delta R.T. -0.00 min
Lab File: BG012623.D
Acq: 27 Jan 2011 12:31 am

Tgt Ion: 84 Resp: 13807

Ion	Ratio	Lower	Upper
84	100		
49	110.0	82.7	122.7
86	53.5	35.7	75.7

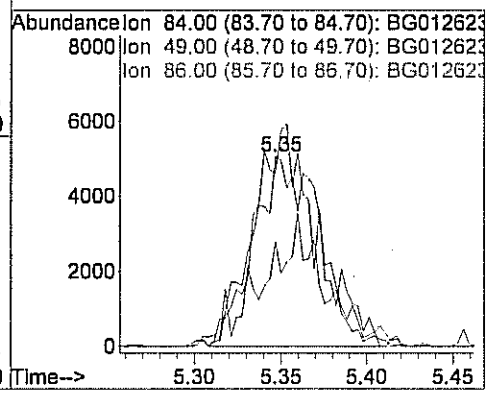

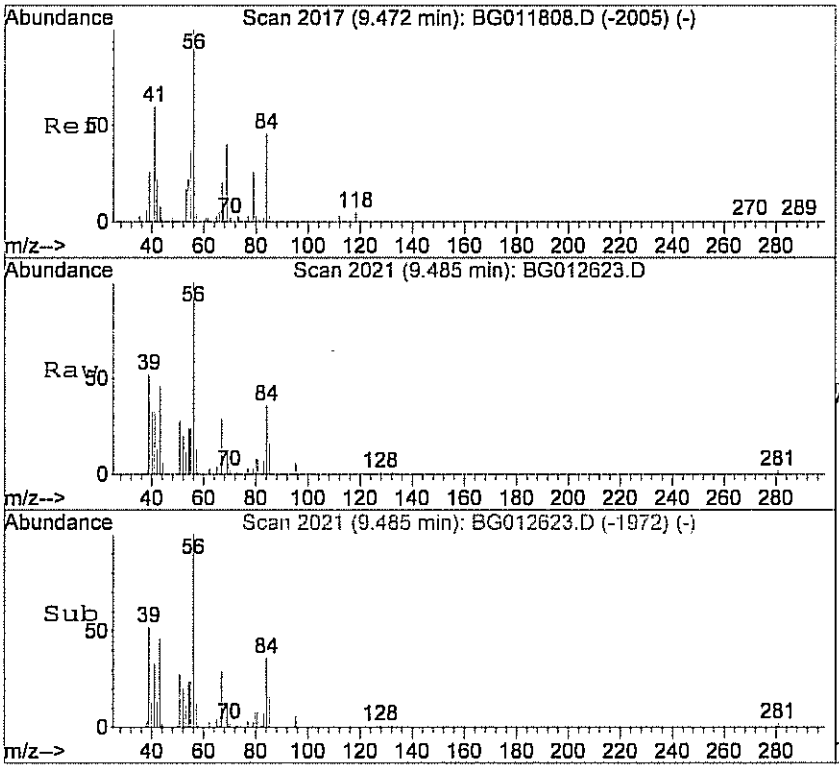

#32
Cyclohexane
Concen: 0.38 ppb
RT: 9.48 min Scan# 2021
Delta R.T. 0.01 min
Lab File: BG012623.D
Acq: 27 Jan 2011 12:31 am

Tgt Ion: 56 Resp: 6548

Ion	Ratio	Lower	Upper
56	100		
41	86.2	40.6	80.6#
84	65.4	31.3	71.3

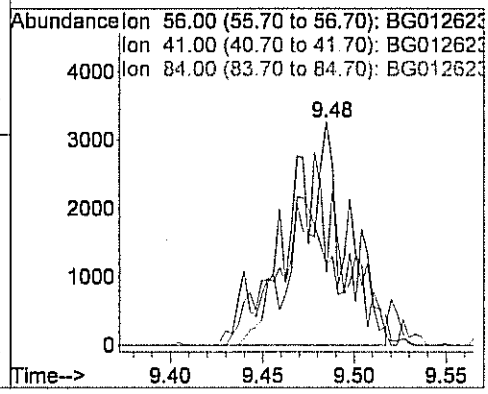

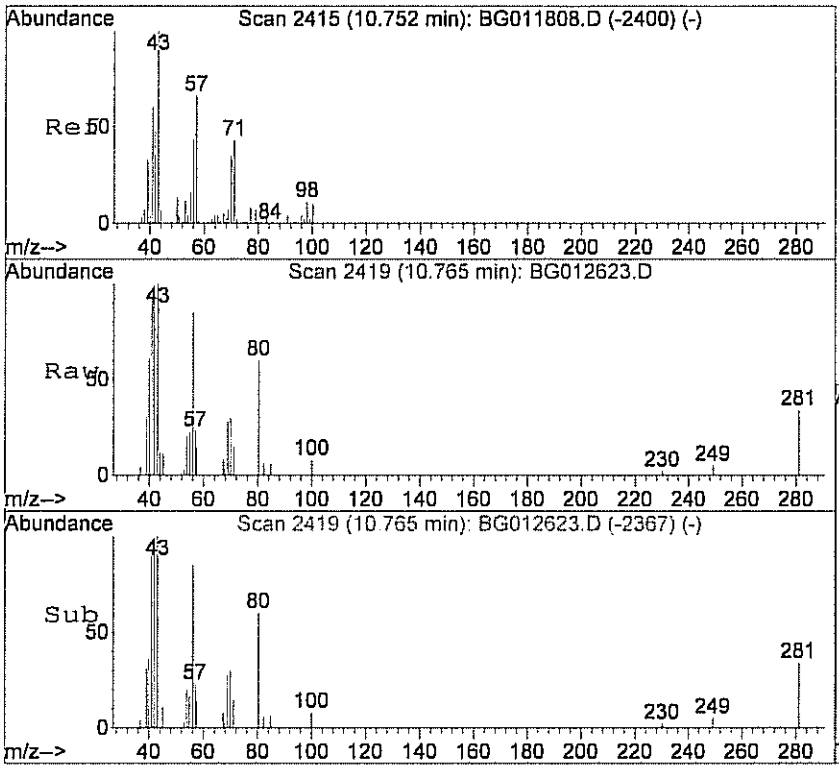

#37
Heptane
Concen: 0.16 ppb
RT: 10.76 min Scan# 2419
Delta R.T. 0.02 min
Lab File: BG012623.D
Acq: 27 Jan 2011 12:31 am

Tgt Ion: 43 Resp: 2922

Ion	Ratio	Lower	Upper
43	100		
57	0.0	40.1	80.1#
71	6.4	41.4	81.4#

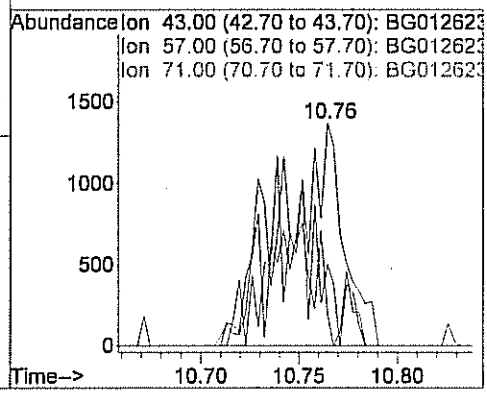

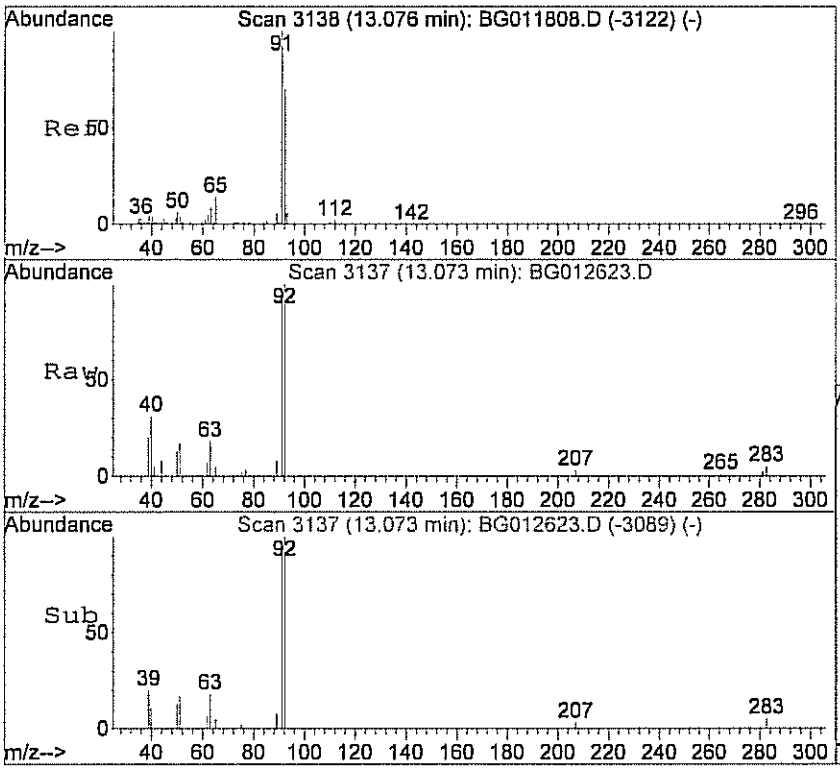

#45
Toluene
Concen: 0.12 ppb m
RT: 13.07 min Scan# 3137
Delta R.T. 0.00 min
Lab File: BG012623.D
Acq: 27 Jan 2011 12:31 am

Tgt Ion: 92 Resp: 3065

Ion	Ratio	Lower	Upper
92	100		
91	137.5	121.5	161.5

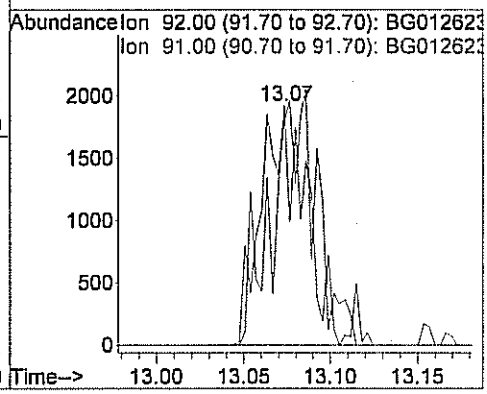

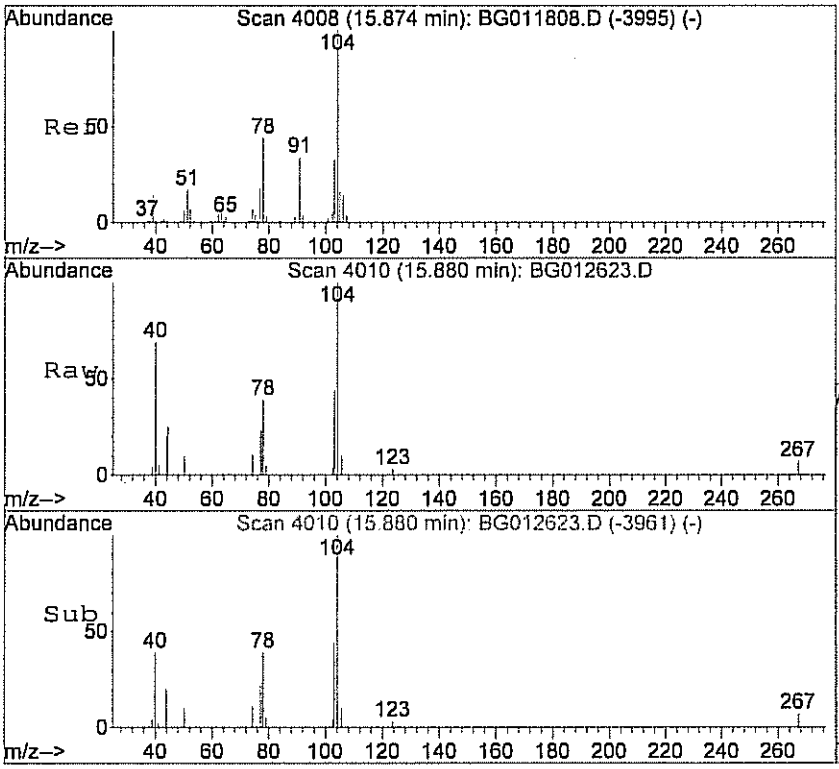

#54
Styrene
Concen: 0.13 ppb
RT: 15.88 min Scan# 4010
Delta R.T. 0.01 min
Lab File: BG012623.D
Acq: 27 Jan 2011 12:31 am

Tgt Ion:104 Resp: 2873

Ion	Ratio	Lower	Upper
104	100		
78	25.5	13.1	53.1

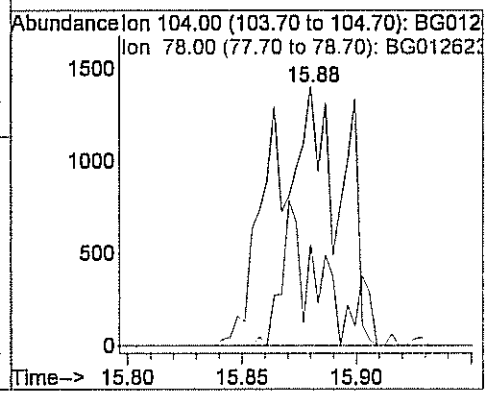

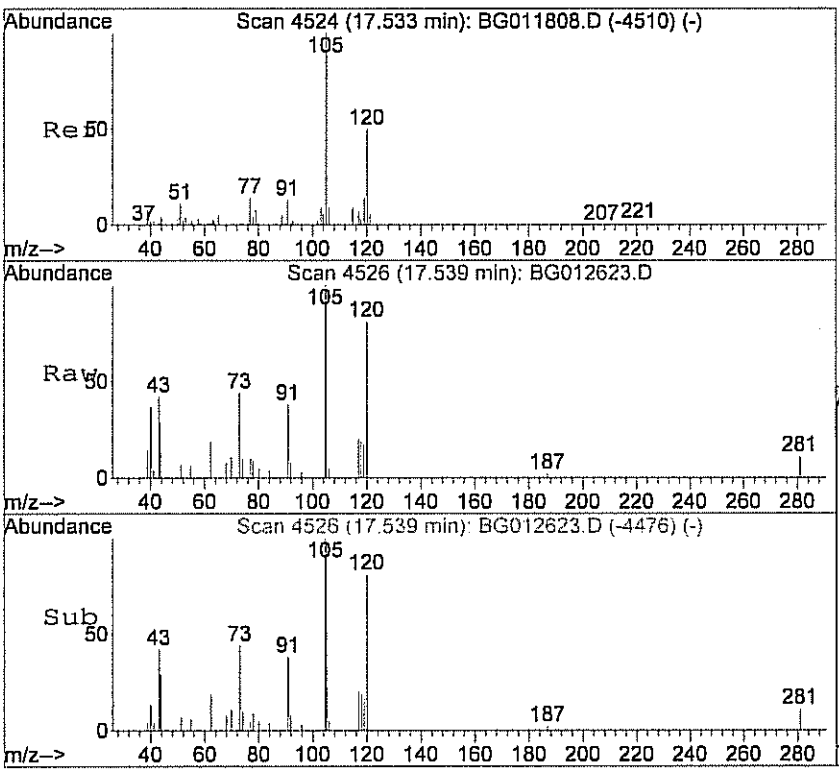

#61
1,2,4-trimethylbenzene
Concen: 0.17 ppb
RT: 17.54 min Scan# 4526
Delta R.T. 0.01 min
Lab File: BG012623.D
Acq: 27 Jan 2011 12:31 am

Tgt Ion:105 Resp: 4059

Ion	Ratio	Lower	Upper
105	100		
120	50.7	52.0	92.0#

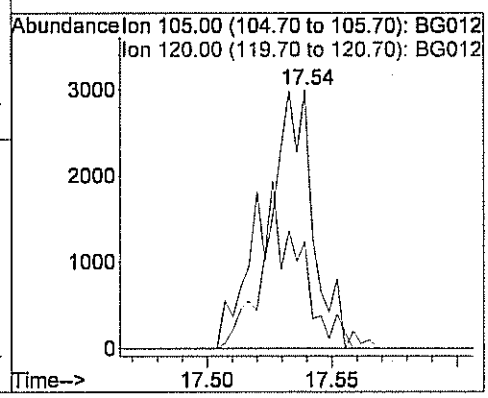

Quantitation Report (QT Reviewed)

Data File : C:\MSDCHEM\1\DATA\BG012736.D Vial: 12
Acq On : 28 Jan 2011 8:31 am Operator: LL
Sample : C1101036-005A 80X Inst : MSD #2
Misc : 1ugm3 & 0.25TCE,CT,VNCL Sample Multiplr: 1.00
MS Integration Params: RTEINT.P
Quant Time: Feb 01 14:05:38 2011 Quant Results File: B118_1UG.RES

Quant Method : C:\MSDCHEM\1\METHODS\B118_1UG.M (RTE Integrator)
Title : TO-15 VOA Standards for 5 point calibration
Last Update : Wed Jan 26 14:01:48 2011
Response via : Initial Calibration
DataAcq Meth : B118_1UG

Internal Standards	R.T.	QIon	Response	Conc	Units	Dev(Min)
1) Bromochloromethane	7.87	128	14973	1.00	ppb	0.00
30) 1,4-difluorobenzene	10.18	114	31568	1.00	ppb	0.00
44) Chlorobenzene-d5	14.98	117	34408	1.00	ppb	0.00
System Monitoring Compounds						
57) Bromofluorobenzene	16.51	95	14948	0.81	ppb	-0.01
Spiked Amount 1.000	Range 70 - 130		Recovery = 81.00%			
Target Compounds						Qvalue
13) Isopropyl alcohol	4.85	45	28703m	1.57	ppb	
16) Methylene chloride	5.35	84	2963	0.13	ppb	95

(#) = qualifier out of range (m) = manual integration (+) = signals summed
BG012736.D B118_1UG.M Thu Feb 24 17:01:41 2011 Page 1

Quantitation Report (QT Reviewed)

Data File : C:\MSDCHEM\1\DATA\BG012736.D Vial: 12
Acq On : 28 Jan 2011 8:31 am Operator: LL
Sample : C1101036-005A 80X Inst : MSD #2
Misc : 1ugm3 & 0.25TCE,CT,VNCL Sample Multiplr: 1.00
MS Integration Params: RTEINT.P
Quant Time: Feb 1 14:07 2011 Quant Results File: B118_1UG.RES

Method : C:\MSDCHEM\1\METHODS\B118_1UG.M (RTE Integrator)
Title : TO-15 VOA Standards for 5 point calibration
Last Update : Tue Feb 01 16:05:43 2011
Response via : Initial Calibration

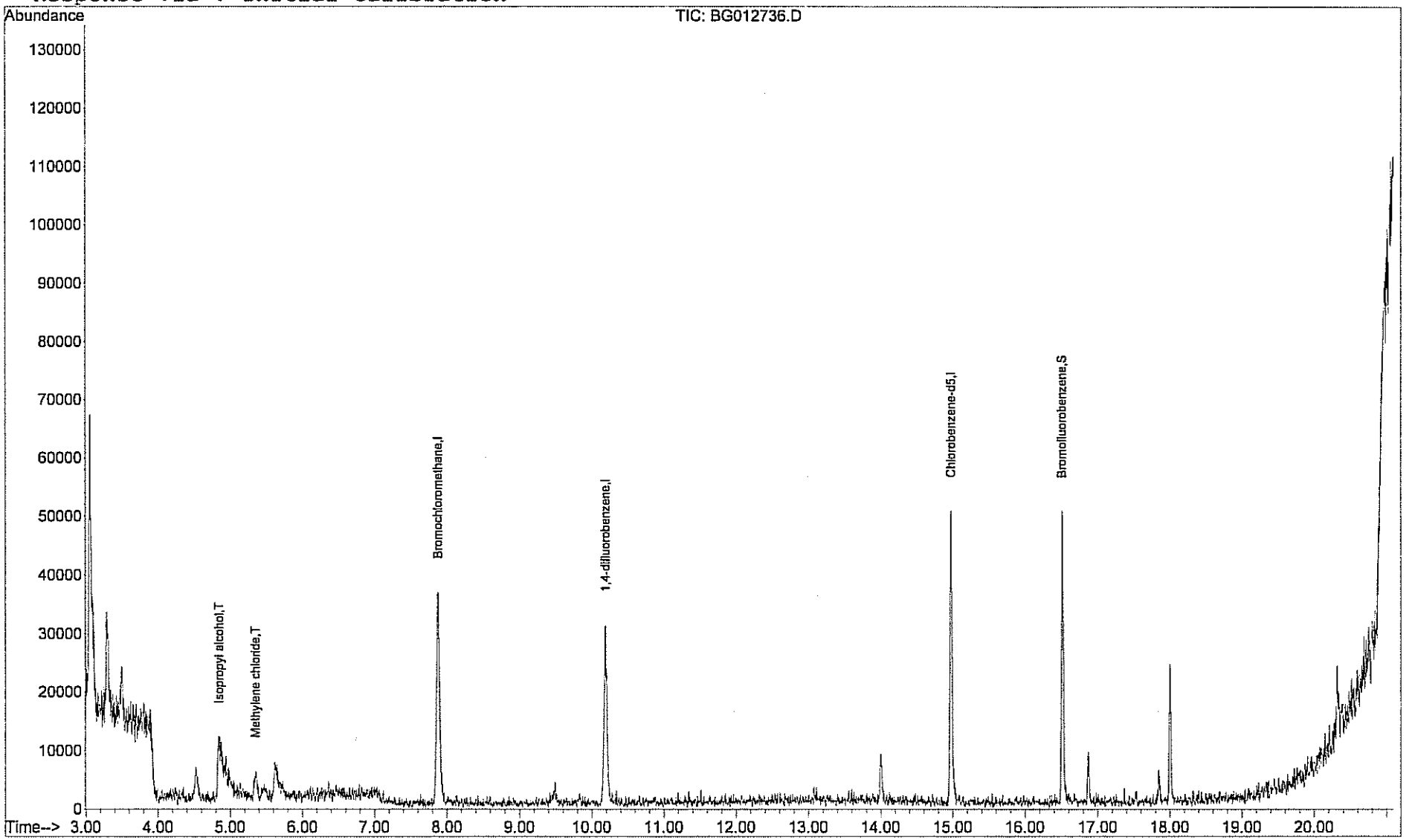

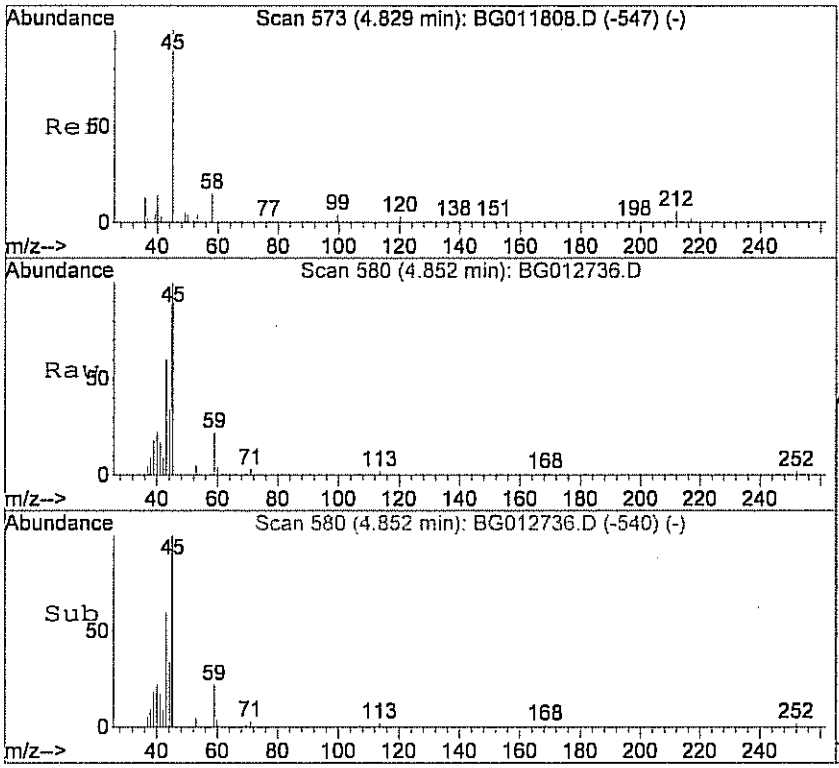

#13
Isopropyl alcohol
Concen: 1.57 ppb m
RT: 4.85 min Scan# 580
Delta R.T. -0.02 min
Lab File: BG012736.D
Acq: 28 Jan 2011 8:31 am

Tgt Ion: 45 Resp: 28703

Ion	Ratio	Lower	Upper
45	100		
43	0.0	6.2	46.2#

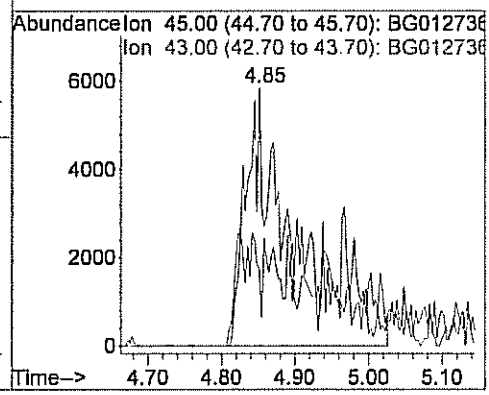

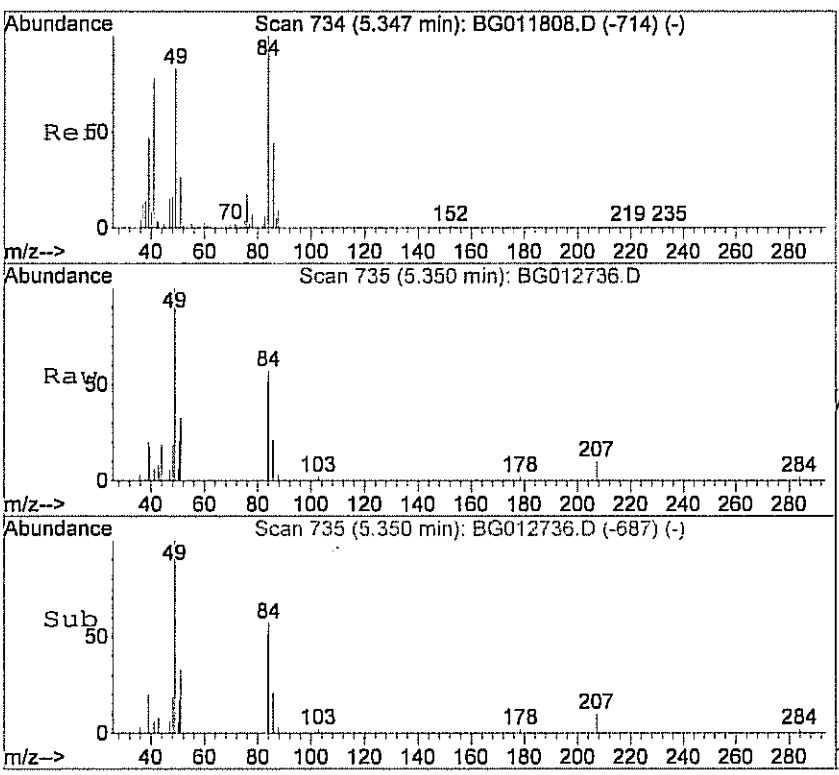

#16
Methylene chloride
Concen: 0.13 ppb
RT: 5.35 min Scan# 735
Delta R.T. 0.00 min
Lab File: BG012736.D
Acq: 28 Jan 2011 8:31 am

Tgt Ion: 84 Resp: 2963

Ion	Ratio	Lower	Upper
84	100		
49	109.4	82.7	122.7
86	53.6	35.7	75.7

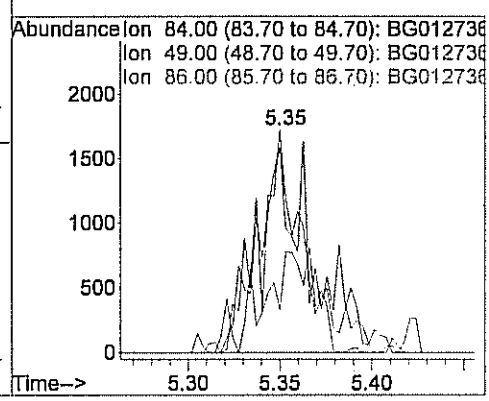

Centek Laboratories, LLC

Date: *24-Feb-11*

CLIENT:	Arcadis	**Client Sample ID:**	IA-VMP 2C
Lab Order:	C1101036	**Tag Number:**	170,401
Project:	Lockheed Martin NJ001014.0001	**Collection Date:**	1/25/2011
Lab ID:	C1101036-006A	**Matrix:**	AIR

Analyses	Result	**Limit	Qual	Units	DF	Date Analyzed
FIELD PARAMETERS		FLD				Analyst:
Lab Vacuum In	-5			"Hg		1/26/2011
Lab Vacuum Out	-30			"Hg		1/26/2011
1UG/M3 W/ 0.25UG/M3 CT-TCE-VC		TO-15				Analyst: LL
1,1,1-Trichloroethane	< 0.15	0.15		ppbV	1	1/27/2011 1:41:00 AM
1,1,2,2-Tetrachloroethane	< 0.15	0.15		ppbV	1	1/27/2011 1:41:00 AM
1,1,2-Trichloroethane	< 0.15	0.15		ppbV	1	1/27/2011 1:41:00 AM
1,1-Dichloroethane	< 0.15	0.15		ppbV	1	1/27/2011 1:41:00 AM
1,1-Dichloroethene	< 0.15	0.15		ppbV	1	1/27/2011 1:41:00 AM
1,2,4-Trichlorobenzene	< 0.15	0.15		ppbV	1	1/27/2011 1:41:00 AM
1,2,4-Trimethylbenzene	1.9	1.5		ppbV	10	1/27/2011 2:15:00 AM
1,2-Dibromoethane	< 0.15	0.15		ppbV	1	1/27/2011 1:41:00 AM
1,2-Dichlorobenzene	< 0.15	0.15		ppbV	1	1/27/2011 1:41:00 AM
1,2-Dichloroethane	< 0.15	0.15		ppbV	1	1/27/2011 1:41:00 AM
1,2-Dichloropropane	< 0.15	0.15		ppbV	1	1/27/2011 1:41:00 AM
1,3,5-Trimethylbenzene	0.65	0.15		ppbV	1	1/27/2011 1:41:00 AM
1,3-butadiene	< 0.15	0.15		ppbV	1	1/27/2011 1:41:00 AM
1,3-Dichlorobenzene	< 0.15	0.15		ppbV	1	1/27/2011 1:41:00 AM
1,4-Dichlorobenzene	< 0.15	0.15		ppbV	1	1/27/2011 1:41:00 AM
1,4-Dioxane	< 0.30	0.30		ppbV	1	1/27/2011 1:41:00 AM
2,2,4-trimethylpentane	< 0.15	0.15		ppbV	1	1/27/2011 1:41:00 AM
4-ethyltoluene	0.54	0.15		ppbV	1	1/27/2011 1:41:00 AM
Acetone	10	3.0		ppbV	10	1/27/2011 2:15:00 AM
Allyl chloride	< 0.15	0.15		ppbV	1	1/27/2011 1:41:00 AM
Benzene	0.36	0.15		ppbV	1	1/27/2011 1:41:00 AM
Benzyl chloride	< 0.15	0.15		ppbV	1	1/27/2011 1:41:00 AM
Bromodichloromethane	< 0.15	0.15		ppbV	1	1/27/2011 1:41:00 AM
Bromoform	< 0.15	0.15		ppbV	1	1/27/2011 1:41:00 AM
Bromomethane	< 0.15	0.15		ppbV	1	1/27/2011 1:41:00 AM
Carbon disulfide	< 0.15	0.15		ppbV	1	1/27/2011 1:41:00 AM
Carbon tetrachloride	0.060	0.040		ppbV	1	1/27/2011 1:41:00 AM
Chlorobenzene	0.32	0.15		ppbV	1	1/27/2011 1:41:00 AM
Chloroethane	< 0.15	0.15		ppbV	1	1/27/2011 1:41:00 AM
Chloroform	< 0.15	0.15		ppbV	1	1/27/2011 1:41:00 AM
Chloromethane	0.34	0.15		ppbV	1	1/27/2011 1:41:00 AM
cis-1,2-Dichloroethene	< 0.15	0.15		ppbV	1	1/27/2011 1:41:00 AM
cis-1,3-Dichloropropene	< 0.15	0.15		ppbV	1	1/27/2011 1:41:00 AM
Cyclohexane	4.2	1.5		ppbV	10	1/27/2011 2:15:00 AM
Dibromochloromethane	< 0.15	0.15		ppbV	1	1/27/2011 1:41:00 AM
Ethyl acetate	< 0.25	0.25		ppbV	1	1/27/2011 1:41:00 AM

Qualifiers:

**	Reporting Limit	.	Results reported are not blank corrected
B	Analyte detected in the associated Method Blank	E	Value above quantitation range
H	Holding times for preparation or analysis exceeded	J	Analyte detected at or below quantitation limits
JN	Non-routine analyte. Quantitation estimated.	ND	Not Detected at the Reporting Limit
S	Spike Recovery outside accepted recovery limits		

Centek Laboratories, LLC

Date: *24-Feb-11*

CLIENT:	Arcadis	**Client Sample ID:**	IA-VMP 2C
Lab Order:	C1101036	**Tag Number:**	170,401
Project:	Lockheed Martin NJ001014.0001	**Collection Date:**	1/25/2011
Lab ID:	C1101036-006A	**Matrix:**	AIR

Analyses	Result	**Limit	Qual	Units	DF	Date Analyzed
1UG/M3 W/ 0.25UG/M3 CT-TCE-VC		**TO-15**				Analyst: LL
Ethylbenzene	0.34	0.15		ppbV	1	1/27/2011 1:41:00 AM
Freon 11	0.33	0.15		ppbV	1	1/27/2011 1:41:00 AM
Freon 113	< 0.15	0.15		ppbV	1	1/27/2011 1:41:00 AM
Freon 114	< 0.15	0.15		ppbV	1	1/27/2011 1:41:00 AM
Freon 12	0.44	0.15		ppbV	1	1/27/2011 1:41:00 AM
Heptane	1.5	0.15		ppbV	1	1/27/2011 1:41:00 AM
Hexachloro-1,3-butadiene	< 0.15	0.15		ppbV	1	1/27/2011 1:41:00 AM
Hexane	0.39	0.15		ppbV	1	1/27/2011 1:41:00 AM
Isopropyl alcohol	160	12		ppbV	80	1/28/2011 9:05:00 AM
m&p-Xylene	0.96	0.30		ppbV	1	1/27/2011 1:41:00 AM
Methyl Butyl Ketone	< 0.30	0.30		ppbV	1	1/27/2011 1:41:00 AM
Methyl Ethyl Ketone	< 0.30	0.30		ppbV	1	1/27/2011 1:41:00 AM
Methyl Isobutyl Ketone	< 0.30	0.30		ppbV	1	1/27/2011 1:41:00 AM
Methyl tert-butyl ether	< 0.15	0.15		ppbV	1	1/27/2011 1:41:00 AM
Methylene chloride	5.7	1.5		ppbV	10	1/27/2011 2:15:00 AM
o-Xylene	0.48	0.15		ppbV	1	1/27/2011 1:41:00 AM
Propylene	< 0.15	0.15		ppbV	1	1/27/2011 1:41:00 AM
Styrene	1.2	0.15		ppbV	1	1/27/2011 1:41:00 AM
Tetrachloroethylene	< 0.15	0.15		ppbV	1	1/27/2011 1:41:00 AM
Tetrahydrofuran	< 0.15	0.15		ppbV	1	1/27/2011 1:41:00 AM
Toluene	1.4	0.15		ppbV	1	1/27/2011 1:41:00 AM
trans-1,2-Dichloroethene	< 0.15	0.15		ppbV	1	1/27/2011 1:41:00 AM
trans-1,3-Dichloropropene	< 0.15	0.15		ppbV	1	1/27/2011 1:41:00 AM
Trichloroethene	0.11	0.040		ppbV	1	1/27/2011 1:41:00 AM
Vinyl acetate	< 0.15	0.15		ppbV	1	1/27/2011 1:41:00 AM
Vinyl Bromide	< 0.15	0.15		ppbV	1	1/27/2011 1:41:00 AM
Vinyl chloride	< 0.040	0.040		ppbV	1	1/27/2011 1:41:00 AM
Surr: Bromofluorobenzene	104	70-130		%REC	1	1/27/2011 1:41:00 AM

Qualifiers:

**	Reporting Limit	.	Results reported are not blank corrected
B	Analyte detected in the associated Method Blank	E	Value above quantitation range
H	Holding times for preparation or analysis exceeded	J	Analyte detected at or below quantitation limits
JN	Non-routine analyte. Quantitation estimated.	ND	Not Detected at the Reporting Limit
S	Spike Recovery outside accepted recovery limits		

Centek Laboratories, LLC

Date: *24-Feb-11*

CLIENT:	Arcadis	**Client Sample ID:**	IA-VMP 2C
Lab Order:	C1101036	**Tag Number:**	170,401
Project:	Lockheed Martin NJ001014.0001	**Collection Date:**	1/25/2011
Lab ID:	C1101036-006A	**Matrix:**	AIR

Analyses	Result	**Limit	Qual	Units	DF	Date Analyzed
1UG/M3 W/ 0.25UG/M3 CT-TCE-VC		**TO-15**				Analyst: LL
1,1,1-Trichloroethane	< 0.83	0.83		ug/m3	1	1/27/2011 1:41:00 AM
1,1,2,2-Tetrachloroethane	< 1.0	1.0		ug/m3	1	1/27/2011 1:41:00 AM
1,1,2-Trichloroethane	< 0.83	0.83		ug/m3	1	1/27/2011 1:41:00 AM
1,1-Dichloroethane	< 0.62	0.62		ug/m3	1	1/27/2011 1:41:00 AM
1,1-Dichloroethene	< 0.60	0.60		ug/m3	1	1/27/2011 1:41:00 AM
1,2,4-Trichlorobenzene	< 1.1	1.1		ug/m3	1	1/27/2011 1:41:00 AM
1,2,4-Trimethylbenzene	9.5	7.5		ug/m3	10	1/27/2011 2:15:00 AM
1,2-Dibromoethane	< 1.2	1.2		ug/m3	1	1/27/2011 1:41:00 AM
1,2-Dichlorobenzene	< 0.92	0.92		ug/m3	1	1/27/2011 1:41:00 AM
1,2-Dichloroethane	< 0.62	0.62		ug/m3	1	1/27/2011 1:41:00 AM
1,2-Dichloropropane	< 0.70	0.70		ug/m3	1	1/27/2011 1:41:00 AM
1,3,5-Trimethylbenzene	3.2	0.75		ug/m3	1	1/27/2011 1:41:00 AM
1,3-butadiene	< 0.34	0.34		ug/m3	1	1/27/2011 1:41:00 AM
1,3-Dichlorobenzene	< 0.92	0.92		ug/m3	1	1/27/2011 1:41:00 AM
1,4-Dichlorobenzene	< 0.92	0.92		ug/m3	1	1/27/2011 1:41:00 AM
1,4-Dioxane	< 1.1	1.1		ug/m3	1	1/27/2011 1:41:00 AM
2,2,4-trimethylpentane	< 0.71	0.71		ug/m3	1	1/27/2011 1:41:00 AM
4-ethyltoluene	2.7	0.75		ug/m3	1	1/27/2011 1:41:00 AM
Acetone	25	7.2		ug/m3	10	1/27/2011 2:15:00 AM
Allyl chloride	< 0.48	0.48		ug/m3	1	1/27/2011 1:41:00 AM
Benzene	1.2	0.49		ug/m3	1	1/27/2011 1:41:00 AM
Benzyl chloride	< 0.88	0.88		ug/m3	1	1/27/2011 1:41:00 AM
Bromodichloromethane	< 1.0	1.0		ug/m3	1	1/27/2011 1:41:00 AM
Bromoform	< 1.6	1.6		ug/m3	1	1/27/2011 1:41:00 AM
Bromomethane	< 0.59	0.59		ug/m3	1	1/27/2011 1:41:00 AM
Carbon disulfide	< 0.47	0.47		ug/m3	1	1/27/2011 1:41:00 AM
Carbon tetrachloride	0.38	0.26		ug/m3	1	1/27/2011 1:41:00 AM
Chlorobenzene	1.5	0.70		ug/m3	1	1/27/2011 1:41:00 AM
Chloroethane	< 0.40	0.40		ug/m3	1	1/27/2011 1:41:00 AM
Chloroform	< 0.74	0.74		ug/m3	1	1/27/2011 1:41:00 AM
Chloromethane	0.71	0.31		ug/m3	1	1/27/2011 1:41:00 AM
cis-1,2-Dichloroethene	< 0.60	0.60		ug/m3	1	1/27/2011 1:41:00 AM
cis-1,3-Dichloropropene	< 0.69	0.69		ug/m3	1	1/27/2011 1:41:00 AM
Cyclohexane	15	5.2		ug/m3	10	1/27/2011 2:15:00 AM
Dibromochloromethane	< 1.3	1.3		ug/m3	1	1/27/2011 1:41:00 AM
Ethyl acetate	< 0.92	0.92		ug/m3	1	1/27/2011 1:41:00 AM
Ethylbenzene	1.5	0.66		ug/m3	1	1/27/2011 1:41:00 AM
Freon 11	1.9	0.86		ug/m3	1	1/27/2011 1:41:00 AM
Freon 113	< 1.2	1.2		ug/m3	1	1/27/2011 1:41:00 AM
Freon 114	< 1.1	1.1		ug/m3	1	1/27/2011 1:41:00 AM

Qualifiers:

**	Reporting Limit	.	Results reported are not blank corrected
B	Analyte detected in the associated Method Blank	E	Value above quantitation range
H	Holding times for preparation or analysis exceeded	J	Analyte detected at or below quantitation limits
JN	Non-routine analyte. Quantitation estimated.	ND	Not Detected at the Reporting Limit
S	Spike Recovery outside accepted recovery limits		

Centek Laboratories, LLC

Date: *24-Feb-11*

CLIENT:	Arcadis	**Client Sample ID:**	IA-VMP 2C
Lab Order:	C1101036	**Tag Number:**	170,401
Project:	Lockheed Martin NJ001014.0001	**Collection Date:**	1/25/2011
Lab ID:	C1101036-006A	**Matrix:**	AIR

Analyses	Result	**Limit	Qual	Units	DF	Date Analyzed
1UG/M3 W/ 0.25UG/M3 CT-TCE-VC		**TO-15**				Analyst: LL
Freon 12	2.2	0.75		ug/m3	1	1/27/2011 1:41:00 AM
Heptane	6.3	0.62		ug/m3	1	1/27/2011 1:41:00 AM
Hexachloro-1,3-butadiene	< 1.6	1.6		ug/m3	1	1/27/2011 1:41:00 AM
Hexane	1.4	0.54		ug/m3	1	1/27/2011 1:41:00 AM
Isopropyl alcohol	410	30		ug/m3	80	1/28/2011 9:05:00 AM
m&p-Xylene	4.2	1.3		ug/m3	1	1/27/2011 1:41:00 AM
Methyl Butyl Ketone	< 1.2	1.2		ug/m3	1	1/27/2011 1:41:00 AM
Methyl Ethyl Ketone	< 0.90	0.90		ug/m3	1	1/27/2011 1:41:00 AM
Methyl Isobutyl Ketone	< 1.2	1.2		ug/m3	1	1/27/2011 1:41:00 AM
Methyl tert-butyl ether	< 0.55	0.55		ug/m3	1	1/27/2011 1:41:00 AM
Methylene chloride	20	5.3		ug/m3	10	1/27/2011 2:15:00 AM
o-Xylene	2.1	0.66		ug/m3	1	1/27/2011 1:41:00 AM
Propylene	< 0.26	0.26		ug/m3	1	1/27/2011 1:41:00 AM
Styrene	5.2	0.65		ug/m3	1	1/27/2011 1:41:00 AM
Tetrachloroethylene	< 1.0	1.0		ug/m3	1	1/27/2011 1:41:00 AM
Tetrahydrofuran	< 0.45	0.45		ug/m3	1	1/27/2011 1:41:00 AM
Toluene	5.2	0.57		ug/m3	1	1/27/2011 1:41:00 AM
trans-1,2-Dichloroethene	< 0.60	0.60		ug/m3	1	1/27/2011 1:41:00 AM
trans-1,3-Dichloropropene	< 0.69	0.69		ug/m3	1	1/27/2011 1:41:00 AM
Trichloroethene	0.60	0.22		ug/m3	1	1/27/2011 1:41:00 AM
Vinyl acetate	< 0.54	0.54		ug/m3	1	1/27/2011 1:41:00 AM
Vinyl Bromide	< 0.67	0.67		ug/m3	1	1/27/2011 1:41:00 AM
Vinyl chloride	< 0.10	0.10		ug/m3	1	1/27/2011 1:41:00 AM

Qualifiers:

**	Reporting Limit	.	Results reported are not blank corrected
B	Analyte detected in the associated Method Blank	E	Value above quantitation range
H	Holding times for preparation or analysis exceeded	J	Analyte detected at or below quantitation limits
JN	Non-routine analyte. Quantitation estimated.	ND	Not Detected at the Reporting Limit
S	Spike Recovery outside accepted recovery limits		

Quantitation Report (QT Reviewed)

Data File : C:\MSDCHEM\1\DATA\BG012625.D Vial: 21
Acq On : 27 Jan 2011 1:41 am Operator: LL
Sample : C1101036-006A Inst : MSD #2
Misc : 1ugm3 & 0.25TCE,CT,VNCL Sample Multiplr: 1.00
MS Integration Params: RTEINT.P
Quant Time: Jan 31 09:41:55 2011 Quant Results File: B118_1UG.RES

Quant Method : C:\MSDCHEM\1\METHODS\B118_1UG.M (RTE Integrator)
Title : TO-15 VOA Standards for 5 point calibration
Last Update : Wed Jan 26 14:01:48 2011
Response via : Initial Calibration
DataAcq Meth : B118_1UG

Internal Standards	R.T.	QIon	Response	Conc	Units		Dev(Min)
1) Bromochloromethane	7.87	128	17333	1.00	ppb		0.00
30) 1,4-difluorobenzene	10.20	114	51507	1.00	ppb		0.02
44) Chlorobenzene-d5	14.98	117	48474	1.00	ppb		0.00
System Monitoring Compounds							
57) Bromofluorobenzene	16.51	95	27015	1.04	ppb		0.00
Spiked Amount 1.000	Range 70 - 130		Recovery = 104.00%				
Target Compounds							Qvalue
3) Freon 12	3.13	85	46770	0.44	ppb		99
4) Chloromethane	3.29	50	13011	0.34	ppb		68
11) Freon 11	4.34	101	33536 I.P.	0.33	ppb		96
12) Acetone	4.60	58	58288m	5.02	ppb		
13) Isopropyl alcohol	4.63	45	2564298m	121.42	ppb		
16) Methylene chloride	5.35	84	124437	4.67	ppb	#	82
25) Hexane	7.07	41	12275	0.39	ppb	#	79
32) Cyclohexane	9.48	56	110658	4.25	ppb	#	68
33) Carbon tetrachloride	9.44	117	6187m	0.06	ppb		
34) Benzene	9.40	78	26844	0.36	ppb		93
37) Heptane	10.75	43	41163	1.51	ppb		99
38) Trichloroethene	10.85	130	4895m	0.11	ppb		
45) Toluene	13.08	92	48685	1.37	ppb		84
51) Chlorobenzene	15.02	112	17493	0.32	ppb		91
52) Ethylbenzene	15.28	91	19250	0.34	ppb		92
53) m&p-xylene	15.44	91	49988	0.96	ppb		97
54) Styrene	15.87	104	38816	1.21	ppb		77
56) o-xylene	15.89	91	26511	0.48	ppb		97
59) 4-ethyltoluene	17.06	105	32613	0.54	ppb		76
60) 1,3,5-trimethylbenzene	17.13	105	33240	0.65	ppb		100
61) 1,2,4-trimethylbenzene	17.53	105	99442	2.99	ppb		80

(#) = qualifier out of range (m) = manual integration (+) = signals summed

Quantitation Report (QT Reviewed)

Data File : C:\MSDCHEM\1\DATA\BG012625.D Vial: 21
Acq On : 27 Jan 2011 1:41 am Operator: LL
Sample : C1101036-006A Inst : MSD #2
Misc : 1ugm3 & 0.25TCE,CT,VNCL Sample Multiplr: 1.00
MS Integration Params: RTEINT.P
Quant Time: Jan 31 9:43 2011 Quant Results File: B118_1UG.RES

Method : C:\MSDCHEM\1\METHODS\B118_1UG.M (RTE Integrator)
Title : TO-15 VOA Standards for 5 point calibration
Last Update : Tue Feb 01 16:05:43 2011
Response via : Initial Calibration

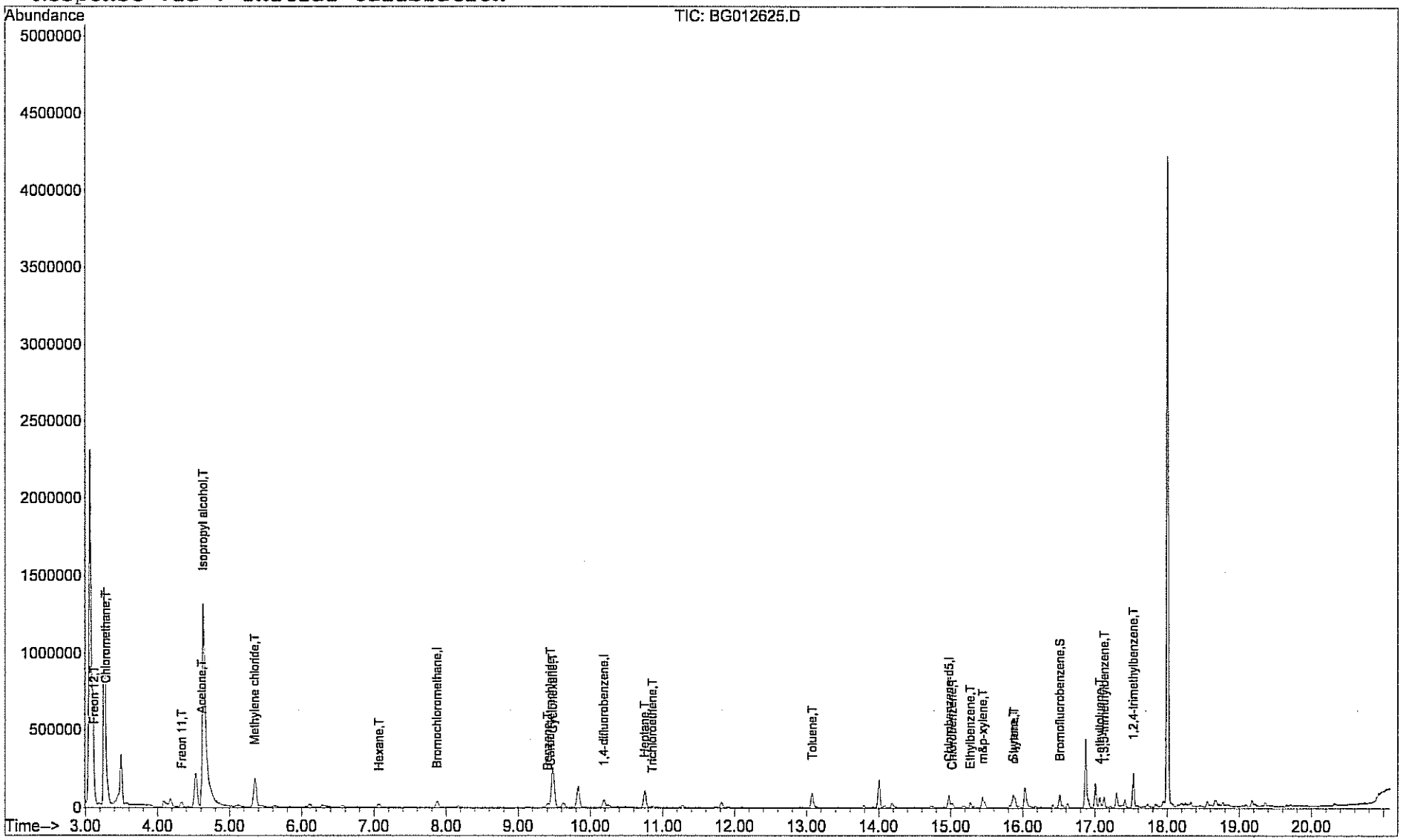

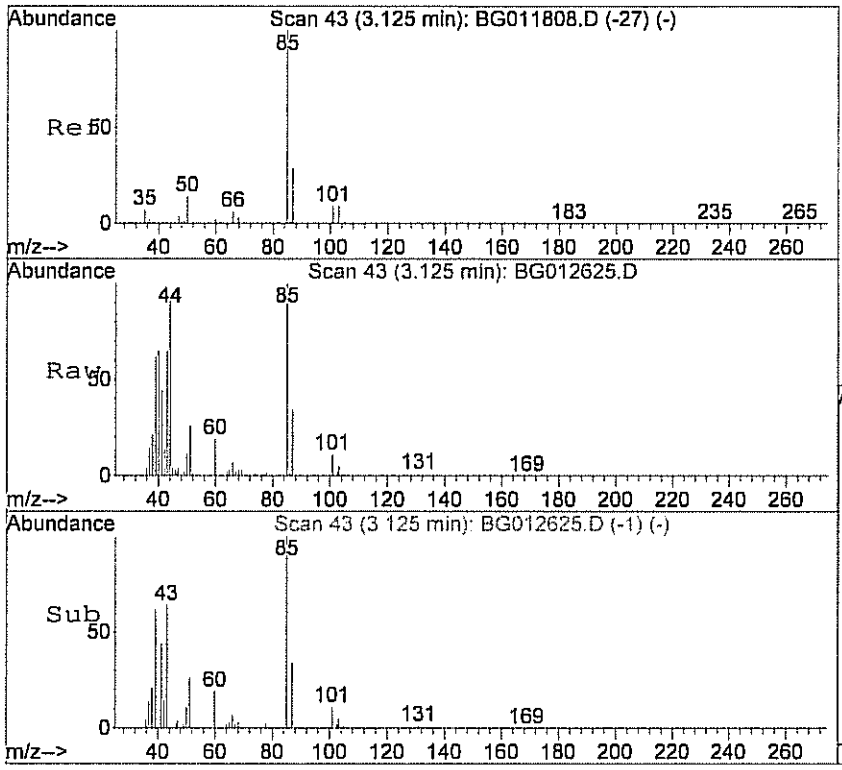

#3
Freon 12
Concen: 0.44 ppb
RT: 3.13 min Scan# 43
Delta R.T. -0.00 min
Lab File: BG012625.D
Acq: 27 Jan 2011 1:41 am

Tgt Ion: 85 Resp: 46770

Ion	Ratio	Lower	Upper
85	100		
87	33.4	14.1	54.1

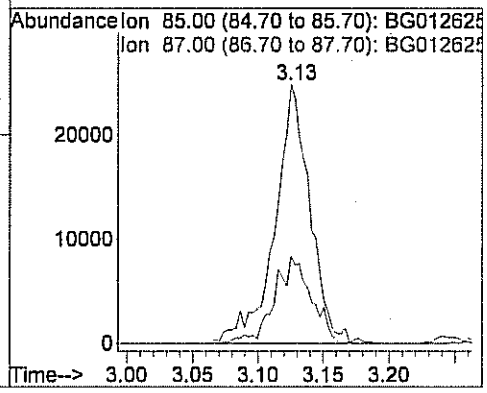

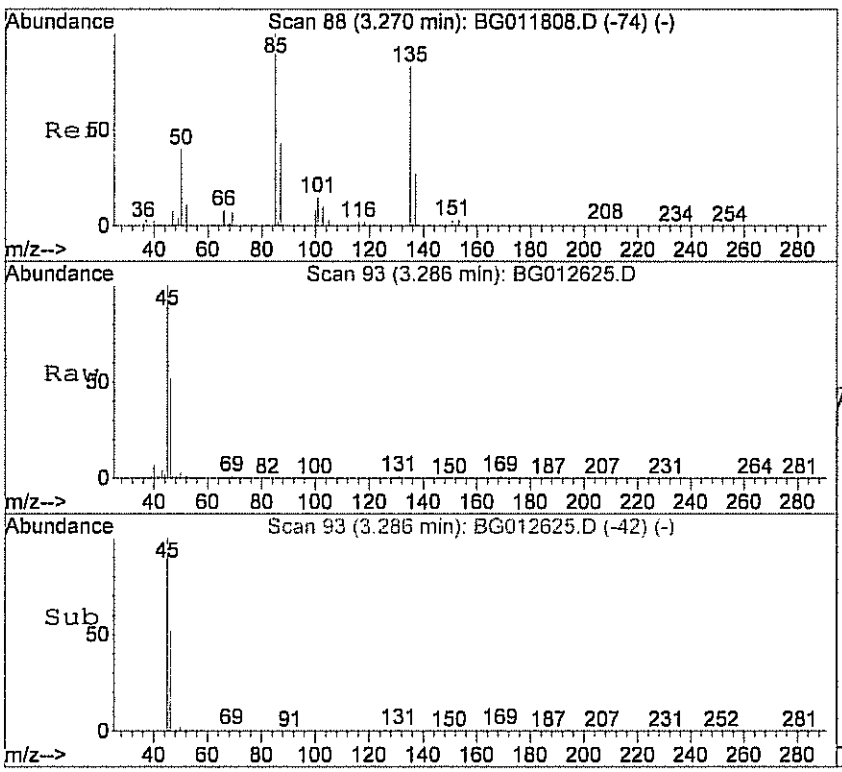

#4
Chloromethane
Concen: 0.34 ppb
RT: 3.29 min Scan# 93
Delta R.T. 0.01 min
Lab File: BG012625.D
Acq: 27 Jan 2011 1:41 am

Tgt Ion: 50 Resp: 13011

Ion	Ratio	Lower	Upper
50	100		
52	30.5	0.0	36.8

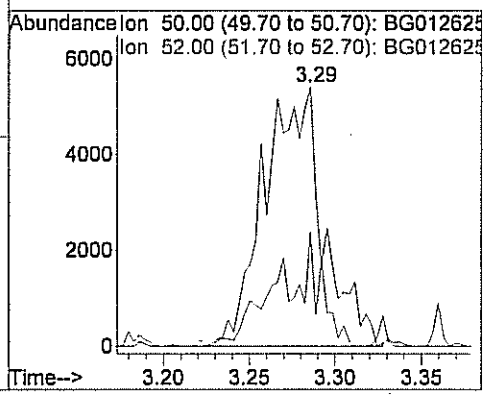

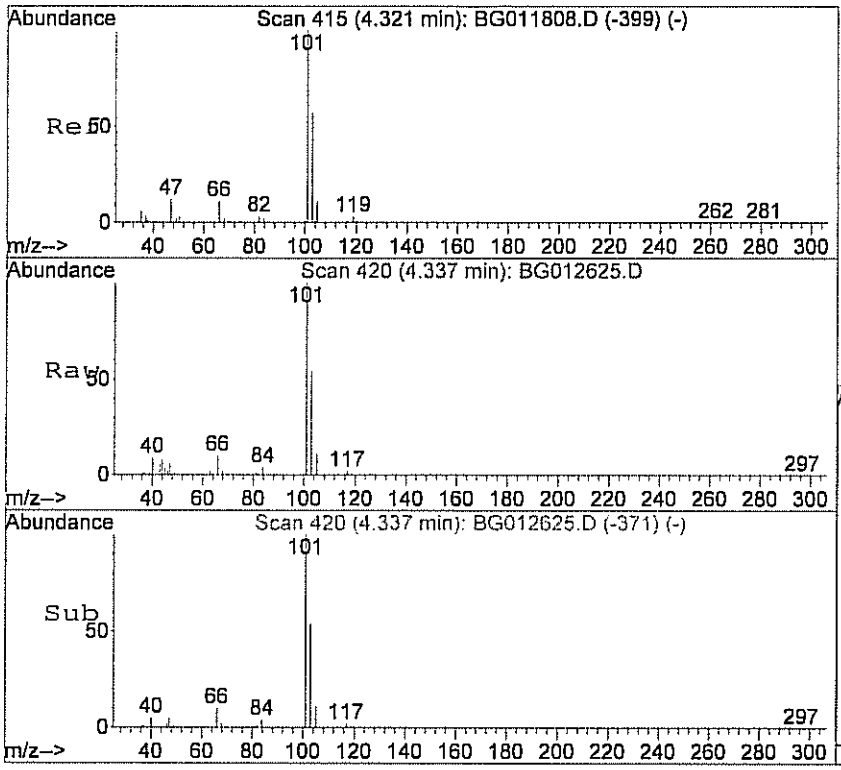

#11
Freon 11
Concen: 0.33 ppb
RT: 4.34 min Scan# 420
Delta R.T. 0.01 min
Lab File: BG012625.D
Acq: 27 Jan 2011 1:41 am

Tgt Ion:101 Resp: 33536

Ion	Ratio	Lower	Upper
101	100		
103	66.6	49.2	89.2
105	11.4	0.0	27.9

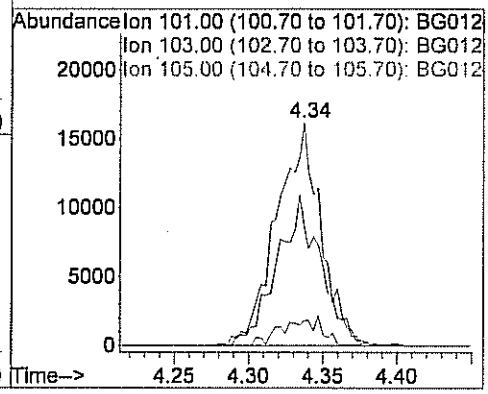

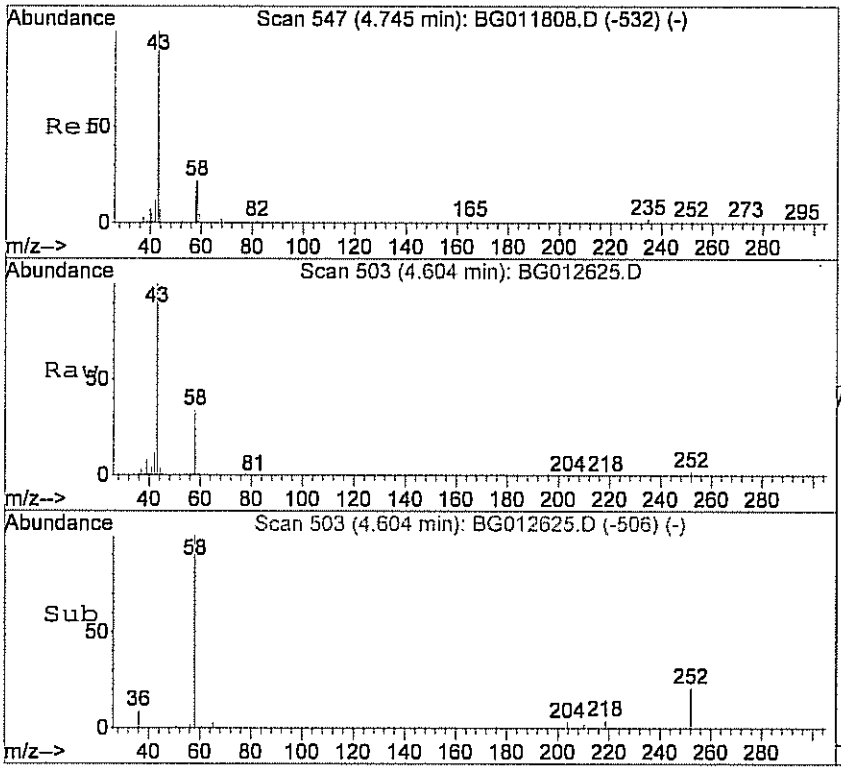

#12
Acetone
Concen: 5.02 ppb m
RT: 4.60 min Scan# 503
Delta R.T. -0.16 min
Lab File: BG012625.D
Acq: 27 Jan 2011 1:41 am

Tgt Ion: 58 Resp: 58288

Ion	Ratio	Lower	Upper
58	100		
43	0.0	148.4	208.4#

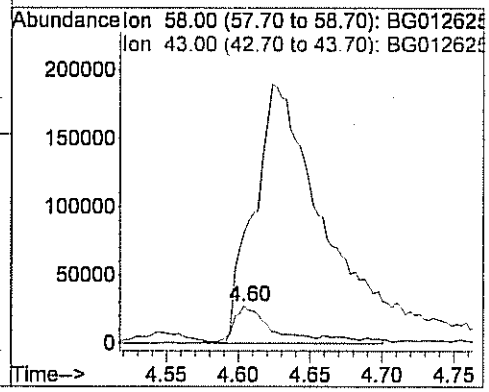

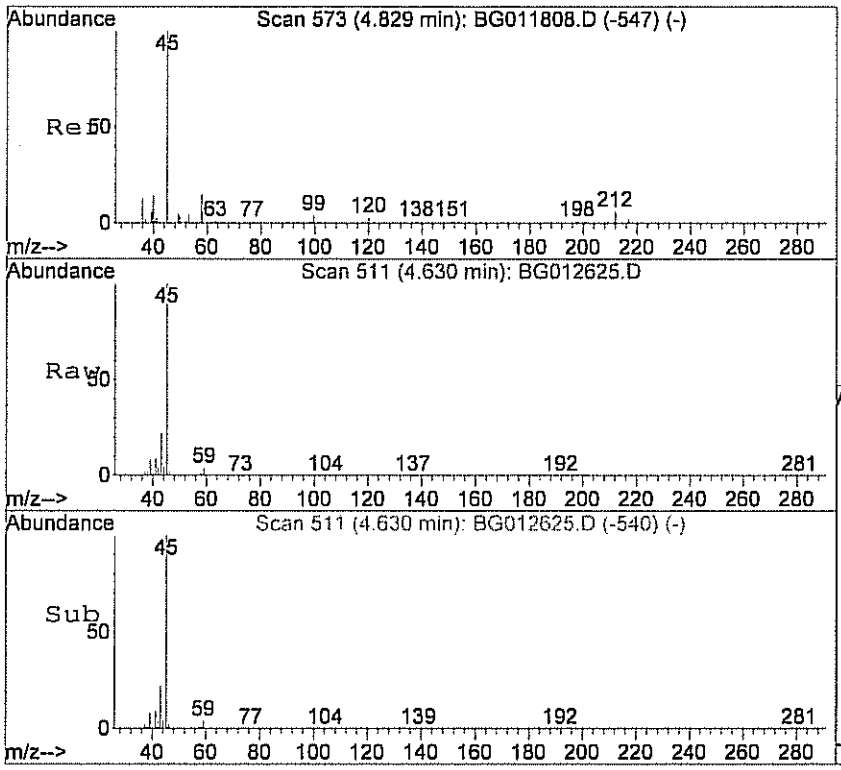

#13
Isopropyl alcohol
Concen: 121.42 ppb m
RT: 4.63 min Scan# 511
Delta R.T. -0.24 min
Lab File: BG012625.D
Acq: 27 Jan 2011 1:41 am

Tgt Ion: 45 Resp: 2564298

Ion	Ratio	Lower	Upper
45	100		
43	0.0	6.2	46.2#

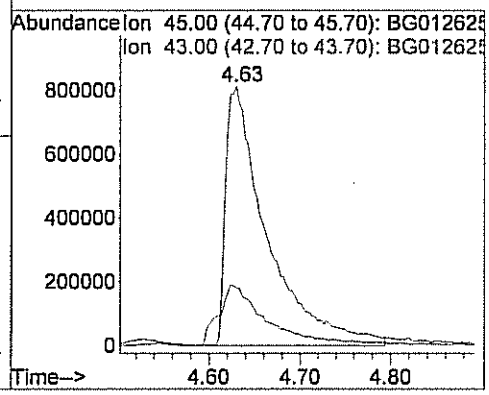

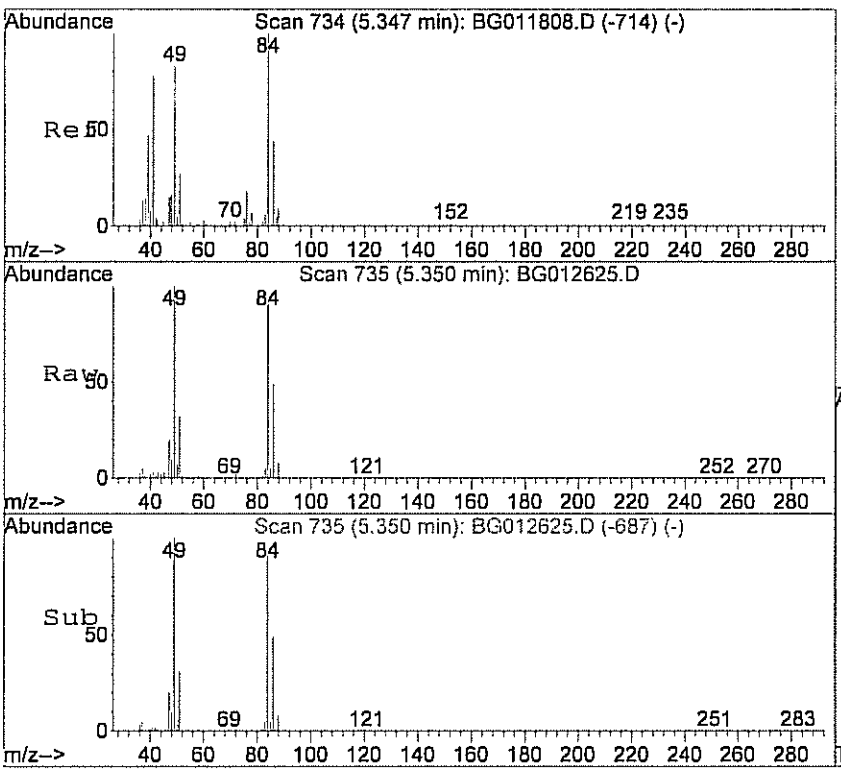

#16
Methylene chloride
Concen: 4.67 ppb
RT: 5.35 min Scan# 735
Delta R.T. 0.00 min
Lab File: BG012625.D
Acq: 27 Jan 2011 1:41 am

Tgt Ion: 84 Resp: 124437

Ion	Ratio	Lower	Upper
84	100		
49	124.6	82.7	122.7#
86	63.5	35.7	75.7

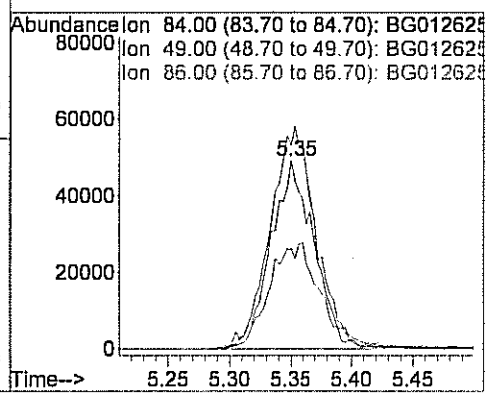

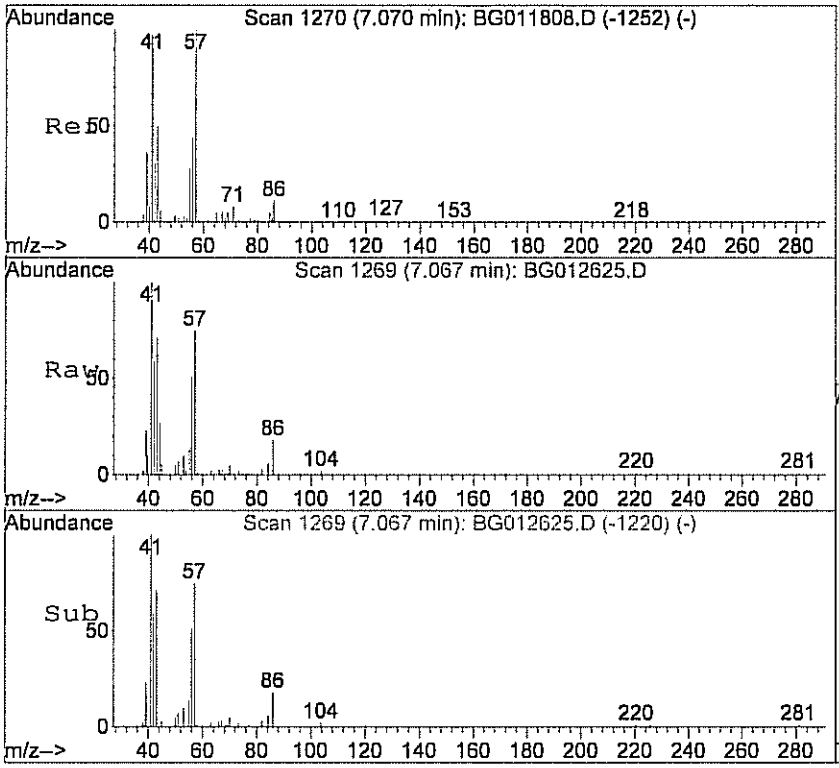

#25
Hexane
Concen: 0.39 ppb
RT: 7.07 min Scan# 1269
Delta R.T. 0.01 min
Lab File: BG012625.D
Acq: 27 Jan 2011 1:41 am

Tgt Ion: 41 Resp: 12275

Ion	Ratio	Lower	Upper
41	100		
57	84.0	67.3	107.3
43	6.6	22.9	62.9#

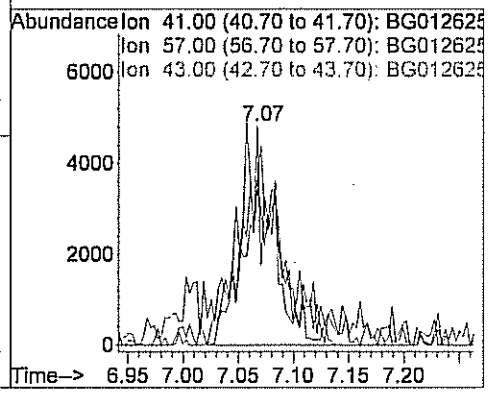

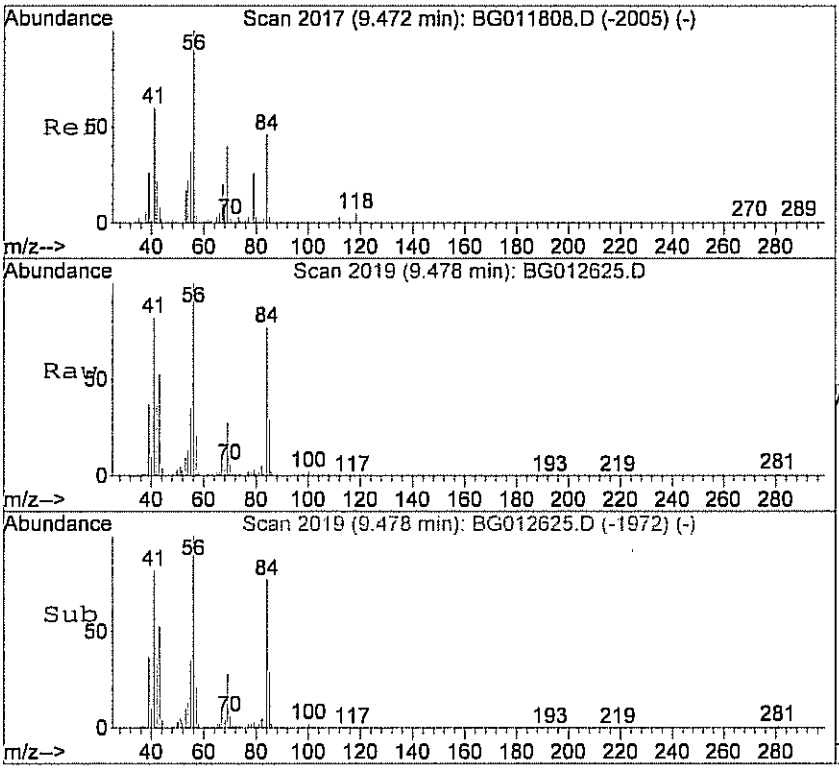

#32
Cyclohexane
Concen: 4.25 ppb
RT: 9.48 min Scan# 2019
Delta R.T. -0.00 min
Lab File: BG012625.D
Acq: 27 Jan 2011 1:41 am

Tgt Ion: 56 Resp: 110658

Ion	Ratio	Lower	Upper
56	100		
41	83.6	40.6	80.6#
84	75.2	31.3	71.3#

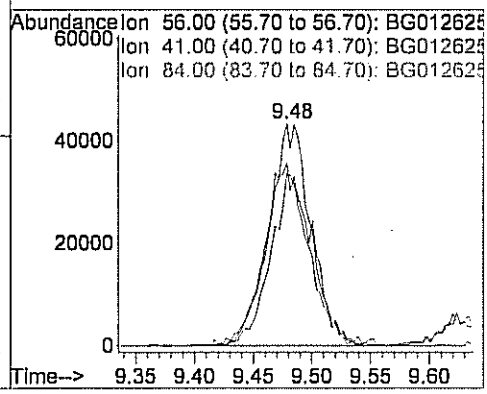

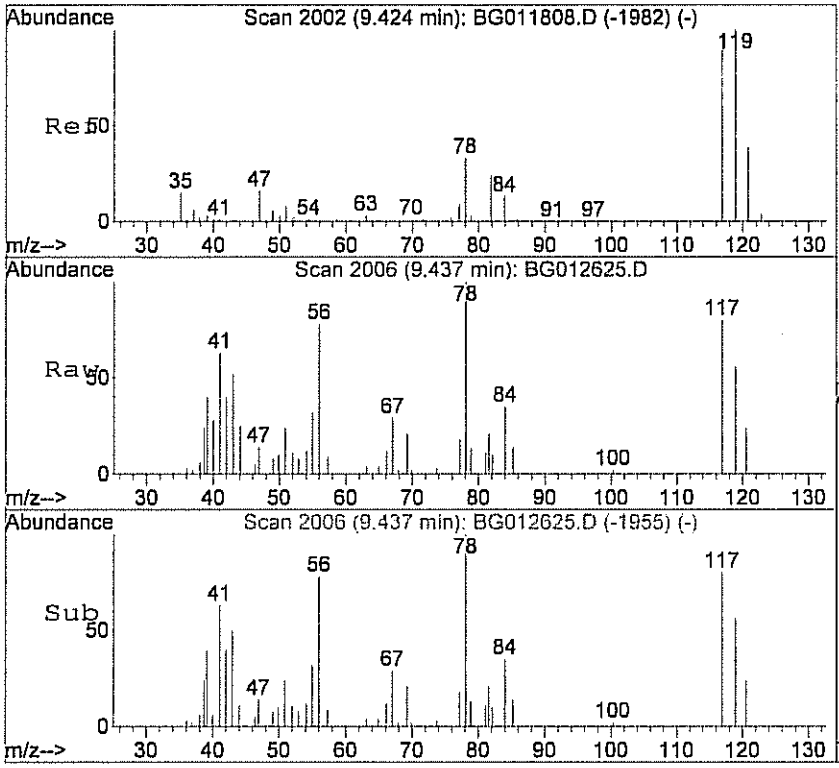

#33
Carbon tetrachloride
Concen: 0.06 ppb m
RT: 9.44 min Scan# 2006
Delta R.T. 0.01 min
Lab File: BG012625.D
Acq: 27 Jan 2011 1:41 am

Tgt Ion:117 Resp: 6187

Ion	Ratio	Lower	Upper
117	100		
119	26.2	64.1	104.1#

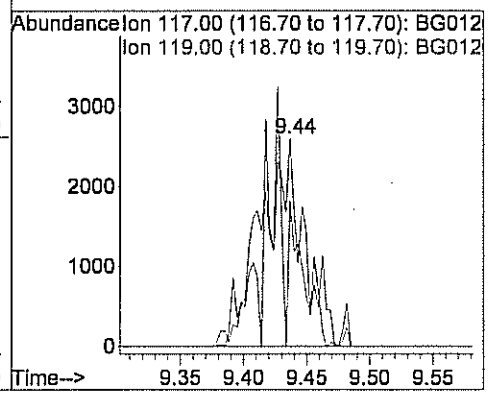

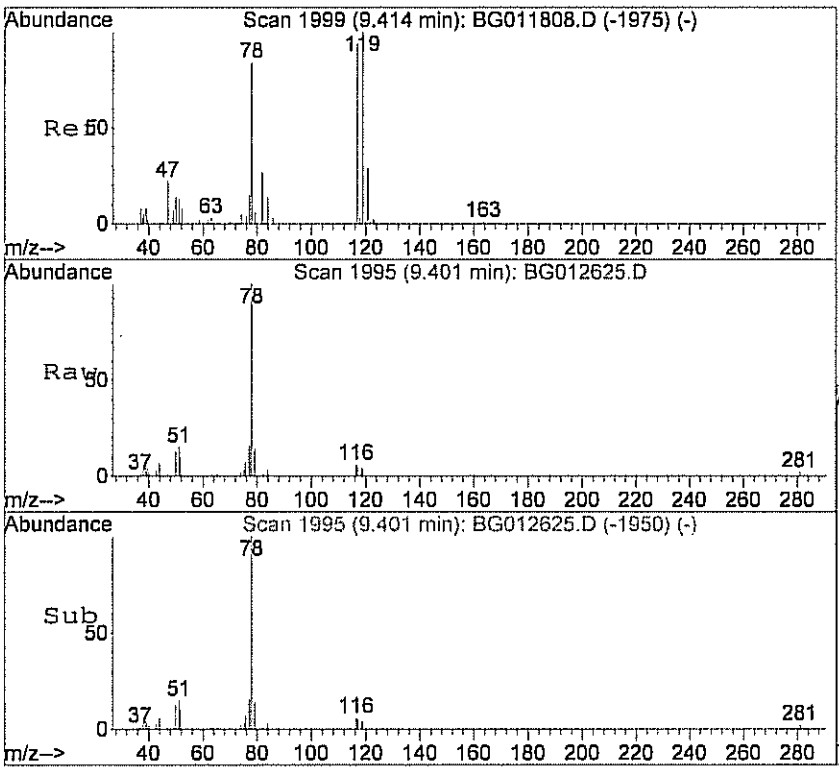

#34
Benzene
Concen: 0.36 ppb
RT: 9.40 min Scan# 1995
Delta R.T. -0.01 min
Lab File: BG012625.D
Acq: 27 Jan 2011 1:41 am

Tgt Ion: 78 Resp: 26844

Ion	Ratio	Lower	Upper
78	100		
77	18.0	2.4	42.4
51	17.1	0.0	38.9

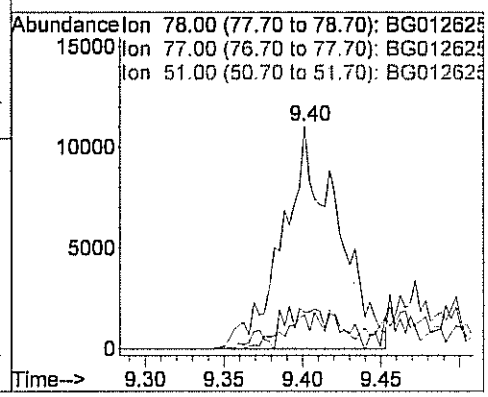

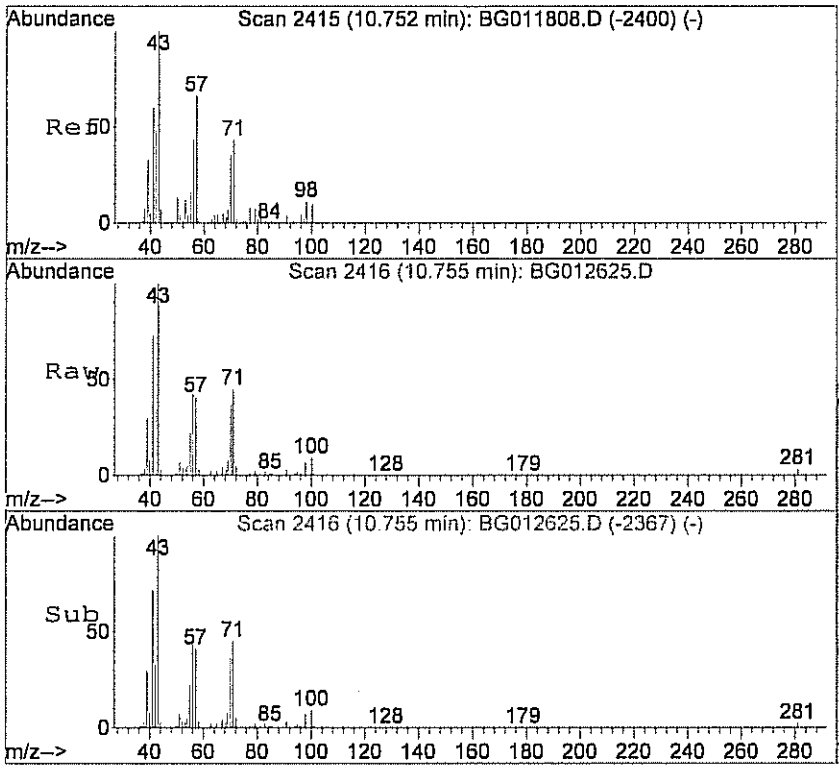

#37
Heptane
Concen: 1.51 ppb
RT: 10.75 min Scan# 2416
Delta R.T. 0.01 min
Lab File: BG012625.D
Acq: 27 Jan 2011 1:41 am

Tgt Ion: 43 Resp: 41163

Ion	Ratio	Lower	Upper
43	100		
57	59.0	40.1	80.1
71	61.9	41.4	81.4

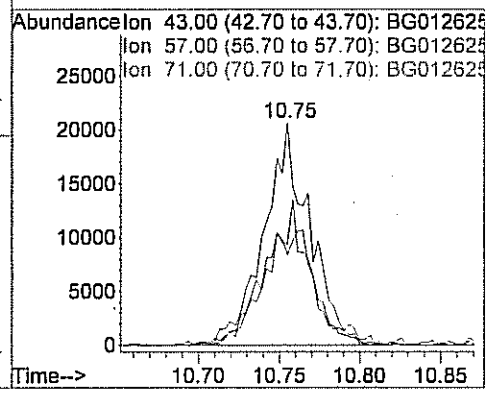

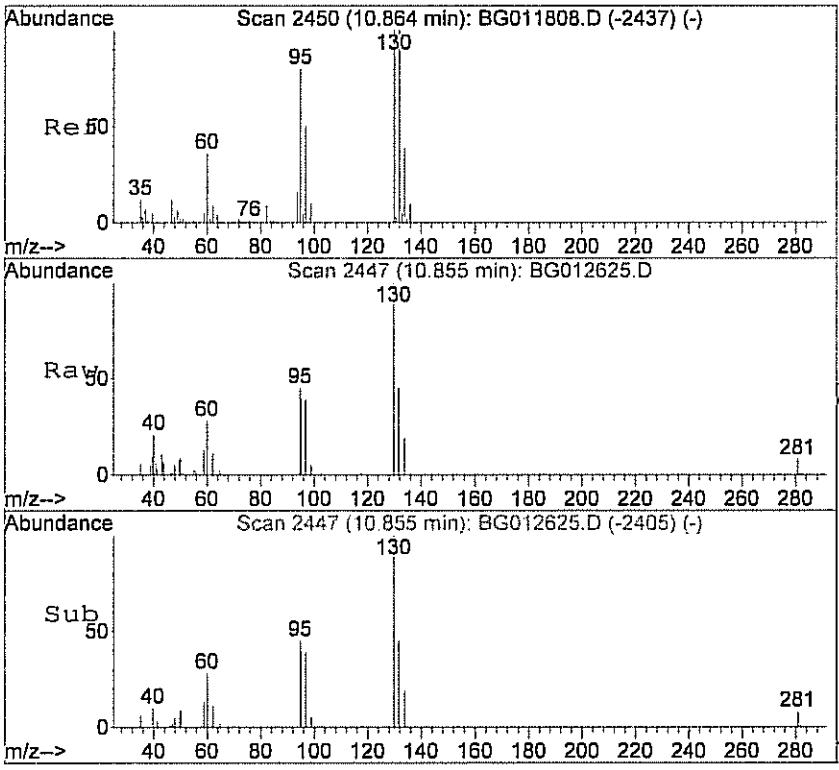

#38
Trichloroethene
Concen: 0.11 ppb m
RT: 10.85 min Scan# 2447
Delta R.T. -0.02 min
Lab File: BG012625.D
Acq: 27 Jan 2011 1:41 am

Tgt Ion:130 Resp: 4895

Ion	Ratio	Lower	Upper
130	100		
132	0.0	63.9	103.9#
95	0.0	53.8	93.8#

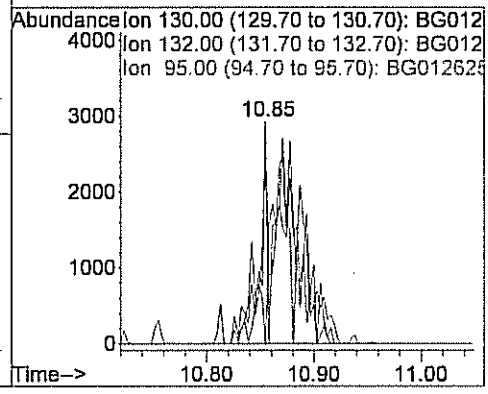

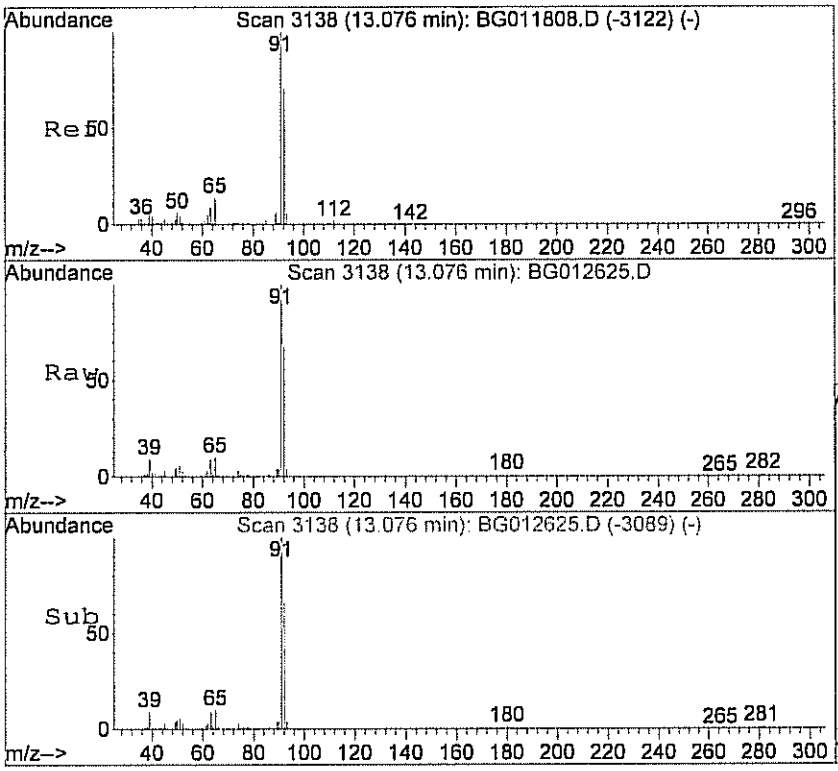

#45
Toluene
Concen: 1.37 ppb
RT: 13.08 min Scan# 3138
Delta R.T. 0.01 min
Lab File: BG012625.D
Acq: 27 Jan 2011 1:41 am

Tgt Ion: 92 Resp: 48685

Ion	Ratio	Lower	Upper
92	100		
91	161.5	121.5	161.5

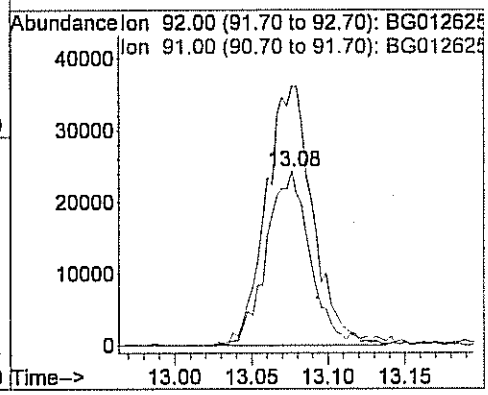

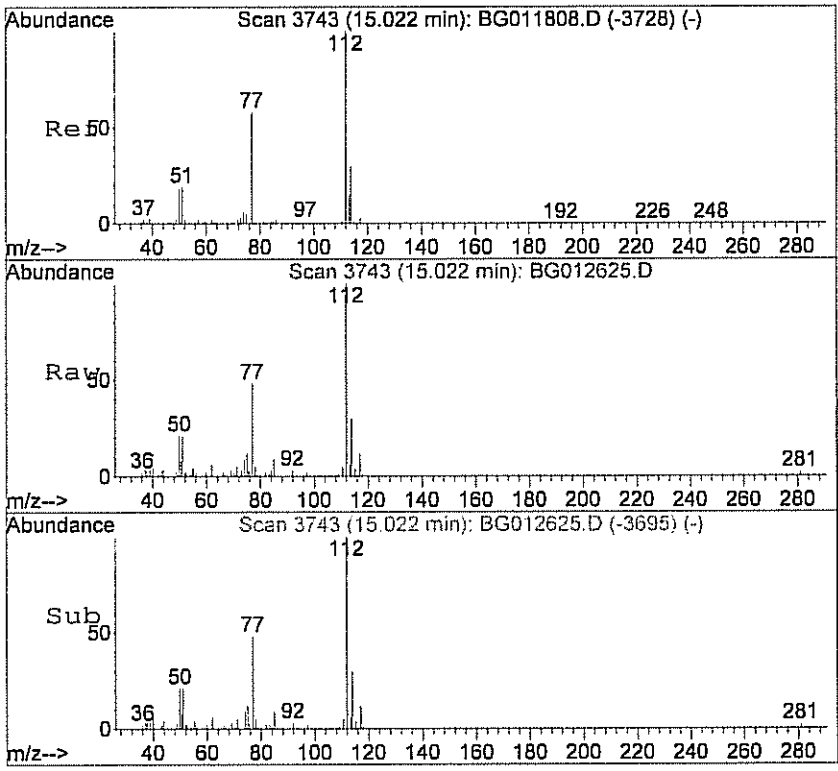

#51
Chlorobenzene
Concen: 0.32 ppb
RT: 15.02 min Scan# 3743
Delta R.T. 0.00 min
Lab File: BG012625.D
Acq: 27 Jan 2011 1:41 am

Tgt Ion:112 Resp: 17493

Ion	Ratio	Lower	Upper
112	100		
77	51.5	24.7	64.7
114	32.7	8.8	48.8

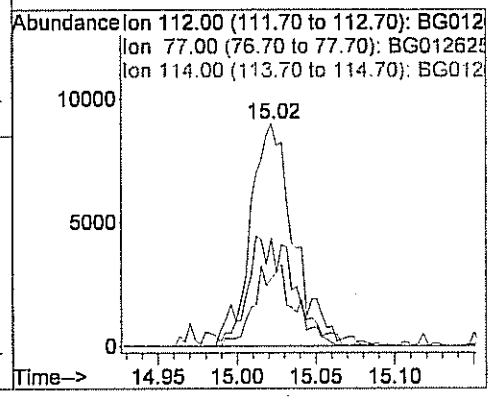

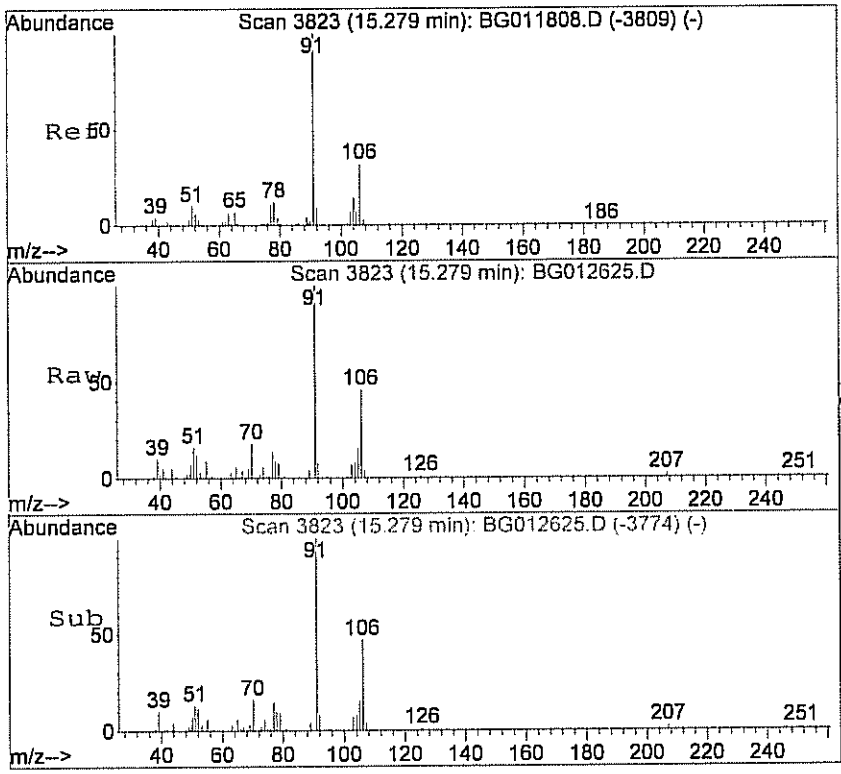

#52
Ethylbenzene
Concen: 0.34 ppb
RT: 15.28 min Scan# 3823
Delta R.T. 0.01 min
Lab File: BG012625.D
Acq: 27 Jan 2011 1:41 am

Tgt Ion: 91 Resp: 19250

Ion	Ratio	Lower	Upper
91	100		
106	35.8	21.0	61.0

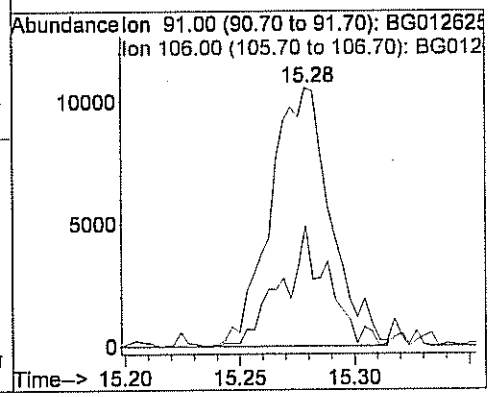

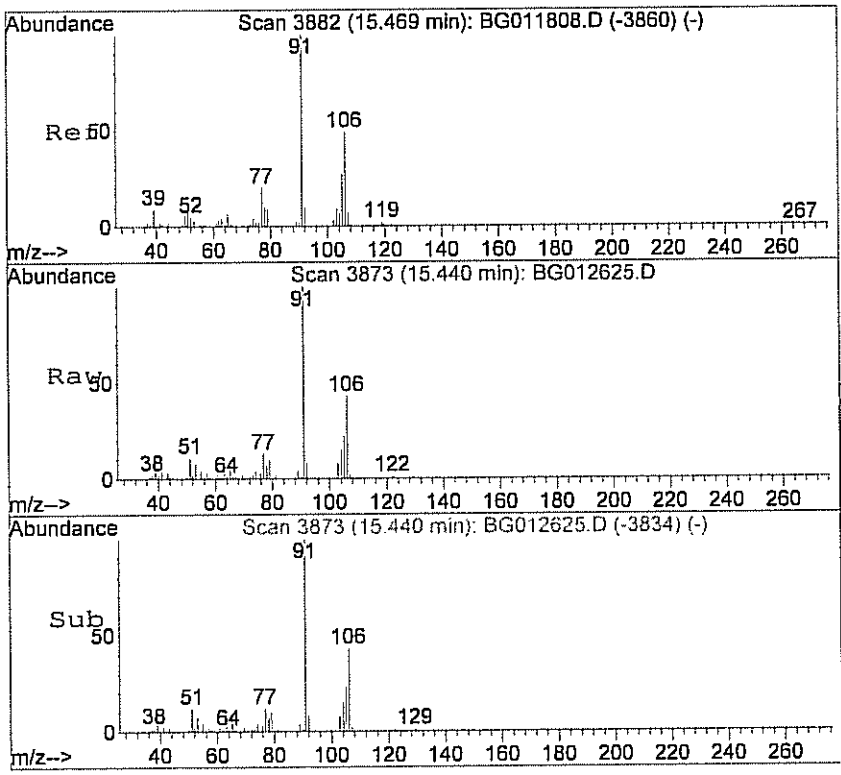

#53
m&p-xylene
Concen: 0.96 ppb
RT: 15.44 min Scan# 3873
Delta R.T. -0.03 min
Lab File: BG012625.D
Acq: 27 Jan 2011 1:41 am

Tgt Ion: 91 Resp: 49988

Ion	Ratio	Lower	Upper
91	100		
106	56.8	34.5	74.5

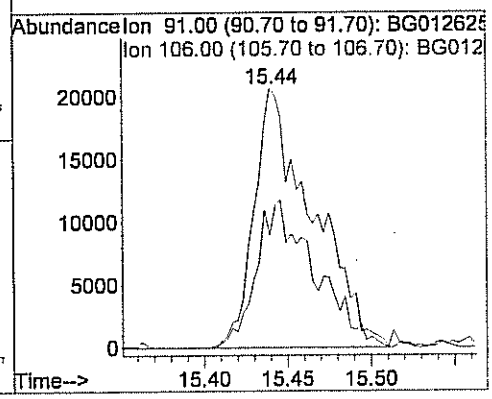

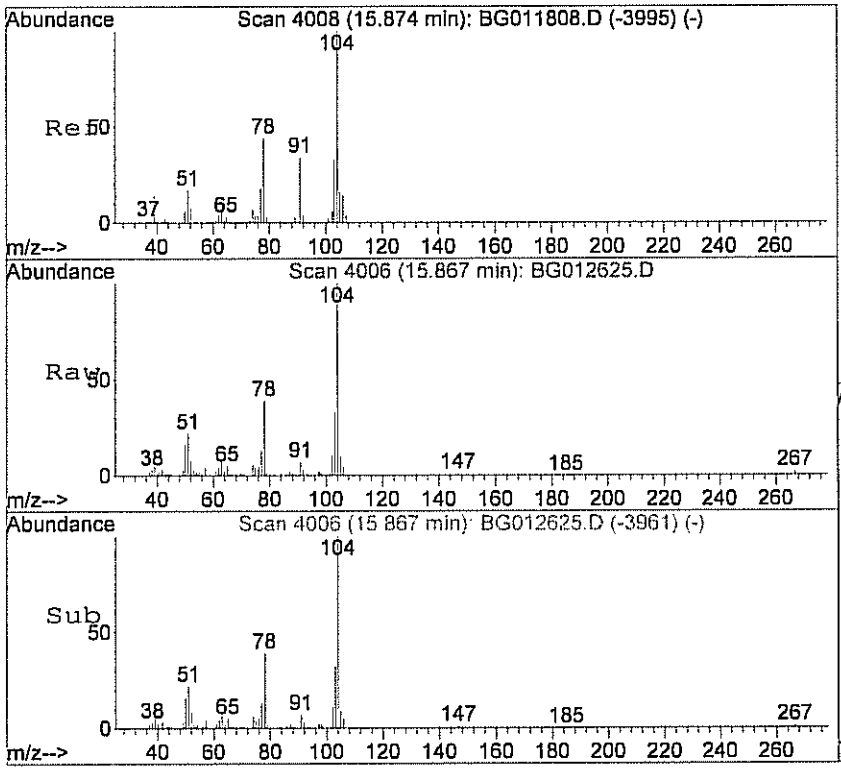

#54
Styrene
Concen: 1.21 ppb
RT: 15.87 min Scan# 4006
Delta R.T. -0.01 min
Lab File: BG012625.D
Acq: 27 Jan 2011 1:41 am

Tgt Ion:104 Resp: 38816

Ion	Ratio	Lower	Upper
104	100		
78	46.2	13.1	53.1

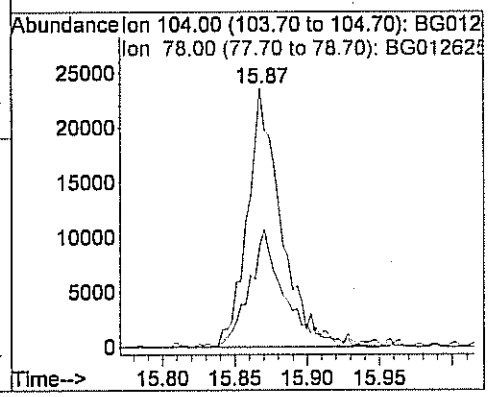

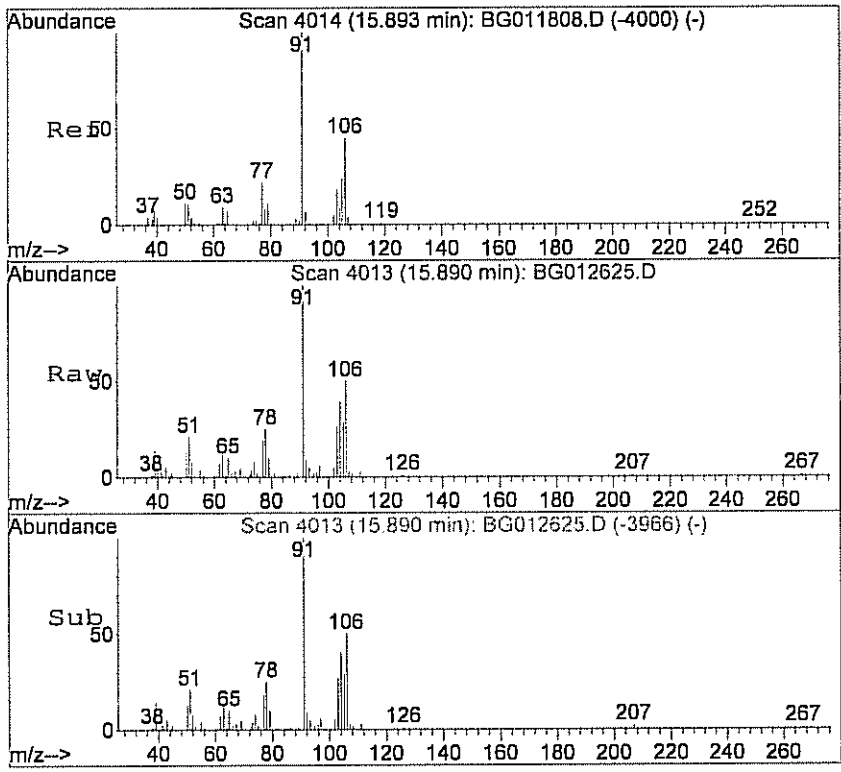

#56
o-xylene
Concen: 0.48 ppb
RT: 15.89 min Scan# 4013
Delta R.T. -0.00 min
Lab File: BG012625.D
Acq: 27 Jan 2011 1:41 am

Tgt Ion: 91 Resp: 26511

Ion	Ratio	Lower	Upper
91	100		
106	48.9	30.8	70.8

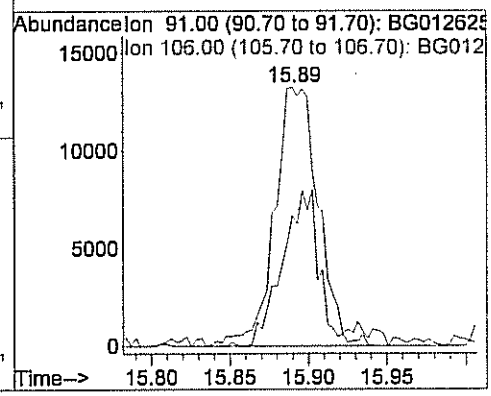

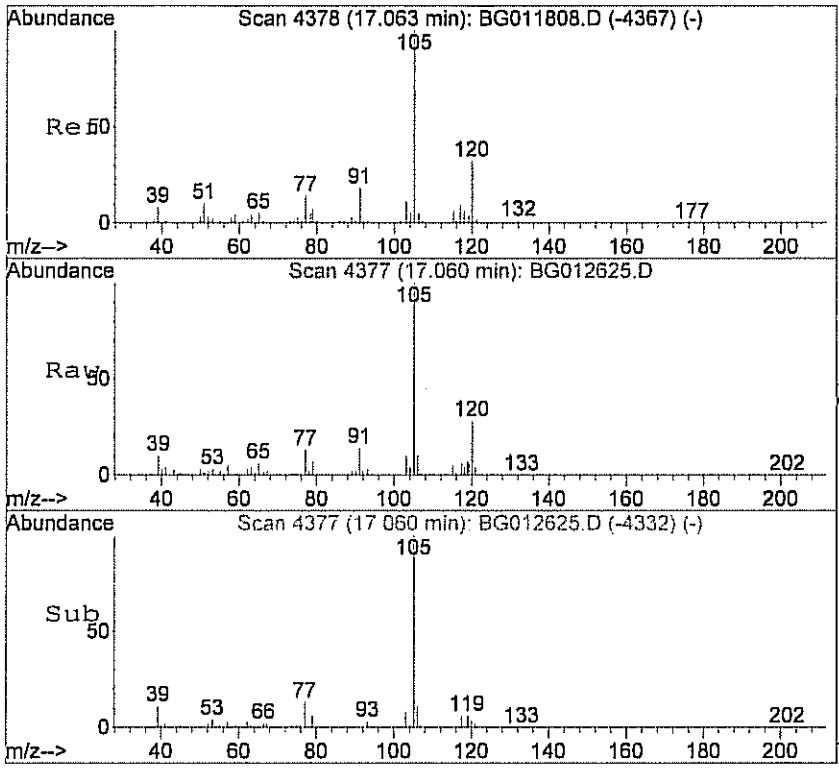

#59
4-ethyltoluene
Concen: 0.54 ppb
RT: 17.06 min Scan# 4377
Delta R.T. -0.01 min
Lab File: BG012625.D
Acq: 27 Jan 2011 1:41 am

Tgt Ion:105 Resp: 32613

Ion	Ratio	Lower	Upper
105	100		
120	40.6	8.0	48.0

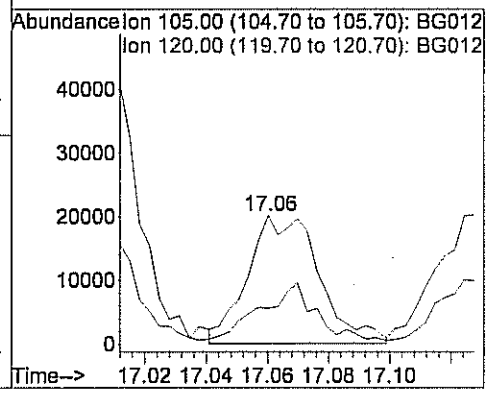

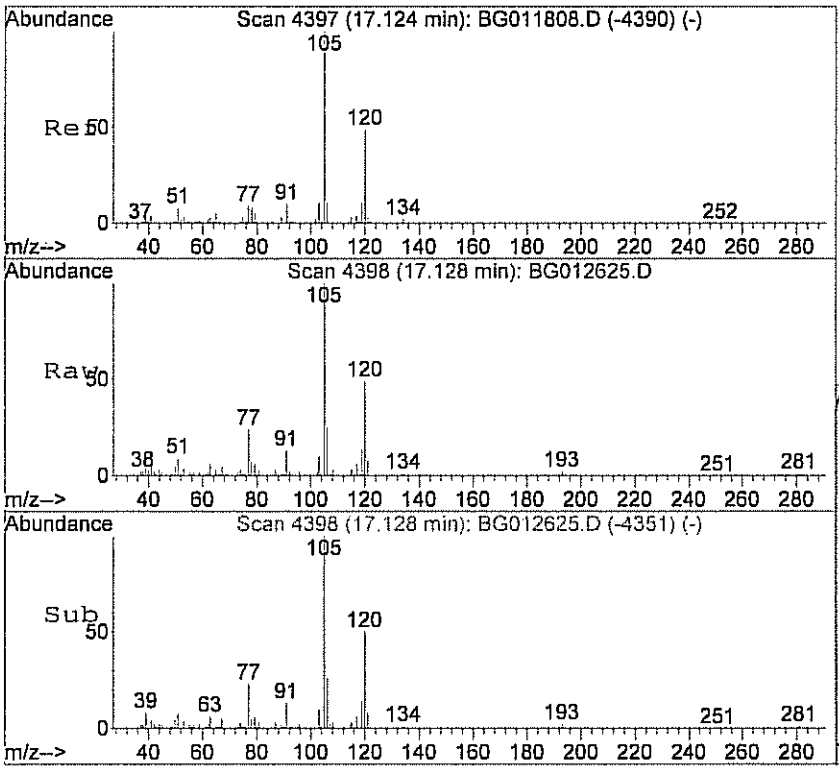

#60
1,3,5-trimethylbenzene
Concen: 0.65 ppb
RT: 17.13 min Scan# 4398
Delta R.T. -0.00 min
Lab File: BG012625.D
Acq: 27 Jan 2011 1:41 am

Tgt Ion:105 Resp: 33240

Ion	Ratio	Lower	Upper
105	100		
120	48.2	27.9	67.9

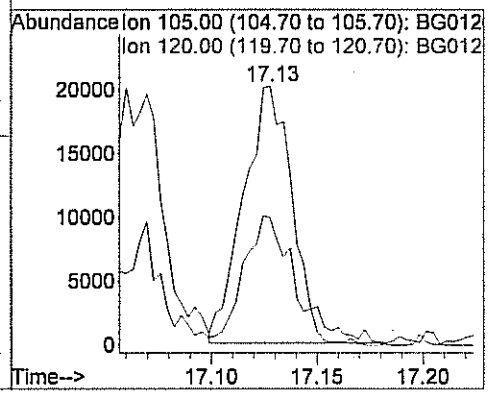

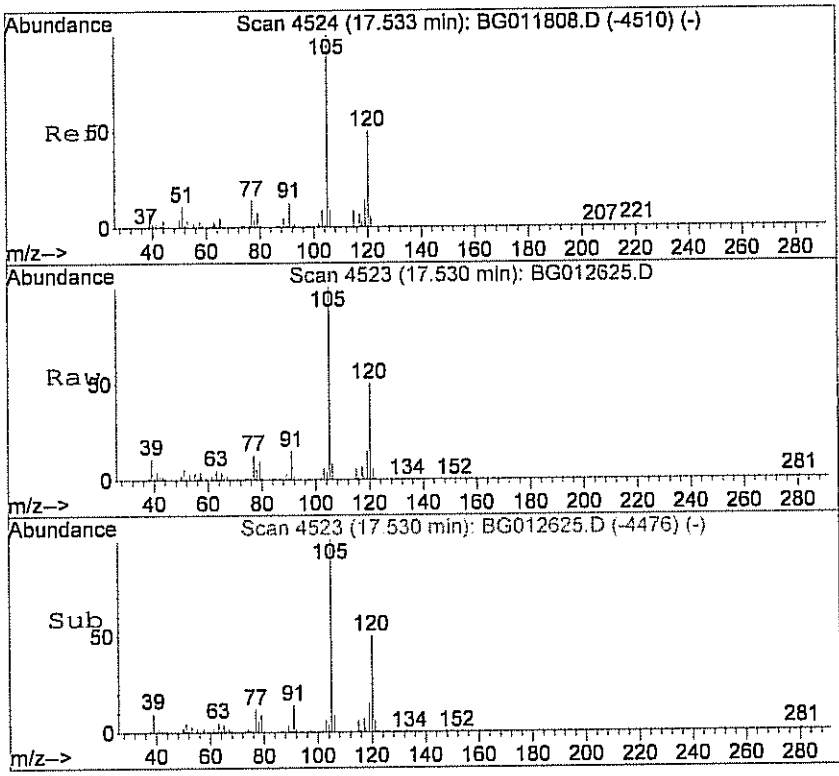

#61
1,2,4-trimethylbenzene
Concen: 2.99 ppb
RT: 17.53 min Scan# 4523
Delta R.T. -0.00 min
Lab File: BG012625.D
Acq: 27 Jan 2011 1:41 am

Tgt Ion:105 Resp: 99442

Ion	Ratio	Lower	Upper
105	100		
120	55.1	52.0	92.0

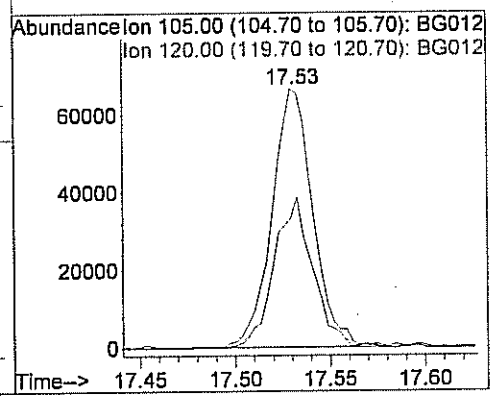

Quantitation Report (QT Reviewed)

Data File : C:\MSDCHEM\1\DATA\BG012626.D Vial: 21
Acq On : 27 Jan 2011 2:15 am Operator: LL
Sample : C1101036-006A 10X Inst : MSD #2
Misc : 1ugm3 & 0.25TCE,CT,VNCL Sample Multiplr: 1.00
MS Integration Params: RTEINT.P
Quant Time: Feb 01 14:12:17 2011 Quant Results File: B118_1UG.RES

Quant Method : C:\MSDCHEM\1\METHODS\B118_1UG.M (RTE Integrator)
Title : TO-15 VOA Standards for 5 point calibration
Last Update : Wed Jan 26 14:01:48 2011
Response via : Initial Calibration
DataAcq Meth : B118_1UG

Internal Standards	R.T.	QIon	Response	Conc	Units		Dev(Min)
1) Bromochloromethane	7.88	128	16755	1.00	ppb		0.02
30) 1,4-difluorobenzene	10.18	114	34961	1.00	ppb		0.00
44) Chlorobenzene-d5	14.97	117	38585	1.00	ppb		0.00
System Monitoring Compounds							
57) Bromofluorobenzene	16.51	95	16412	0.79	ppb		0.00
Spiked Amount 1.000	Range 70 - 130		Recovery = 79.00%				
Target Compounds							Qvalue
12) Acetone	4.68	58	11685m	1.04	ppb		
13) Isopropyl alcohol	4.70	45	272663m	13.36	ppb		
16) Methylene chloride	5.35	84	14719	0.57	ppb		88
32) Cyclohexane	9.47	56	7427	0.42	ppb	#	61
37) Heptane	10.75	43	2018	0.11	ppb		92
45) Toluene	13.07	92	3526	0.12	ppb	#	50
54) Styrene	15.87	104	2572	0.10	ppb		96
61) 1,2,4-trimethylbenzene	17.52	105	5042	0.19	ppb	#	67

(#) = qualifier out of range (m) = manual integration (+) = signals summed

Quantitation Report (QT Reviewed)

Data File : C:\MSDCHEM\1\DATA\BG012626.D
Acq On : 27 Jan 2011 2:15 am
Sample : C1101036-006A 10X
Misc : 1ugm3 & 0.25TCE,CT,VNCL Sample
MS Integration Params: RTEINT.P
Quant Time: Feb 1 14:18 2011

Vial: 21
Operator: LL
Inst : MSD #2
Multiplr: 1.00

Quant Results File: B118_1UG.RES

Method : C:\MSDCHEM\1\METHODS\B118_1UG.M (RTE Integrator)
Title : TO-15 VOA Standards for 5 point calibration
Last Update : Tue Feb 01 16:05:43 2011
Response via : Initial Calibration

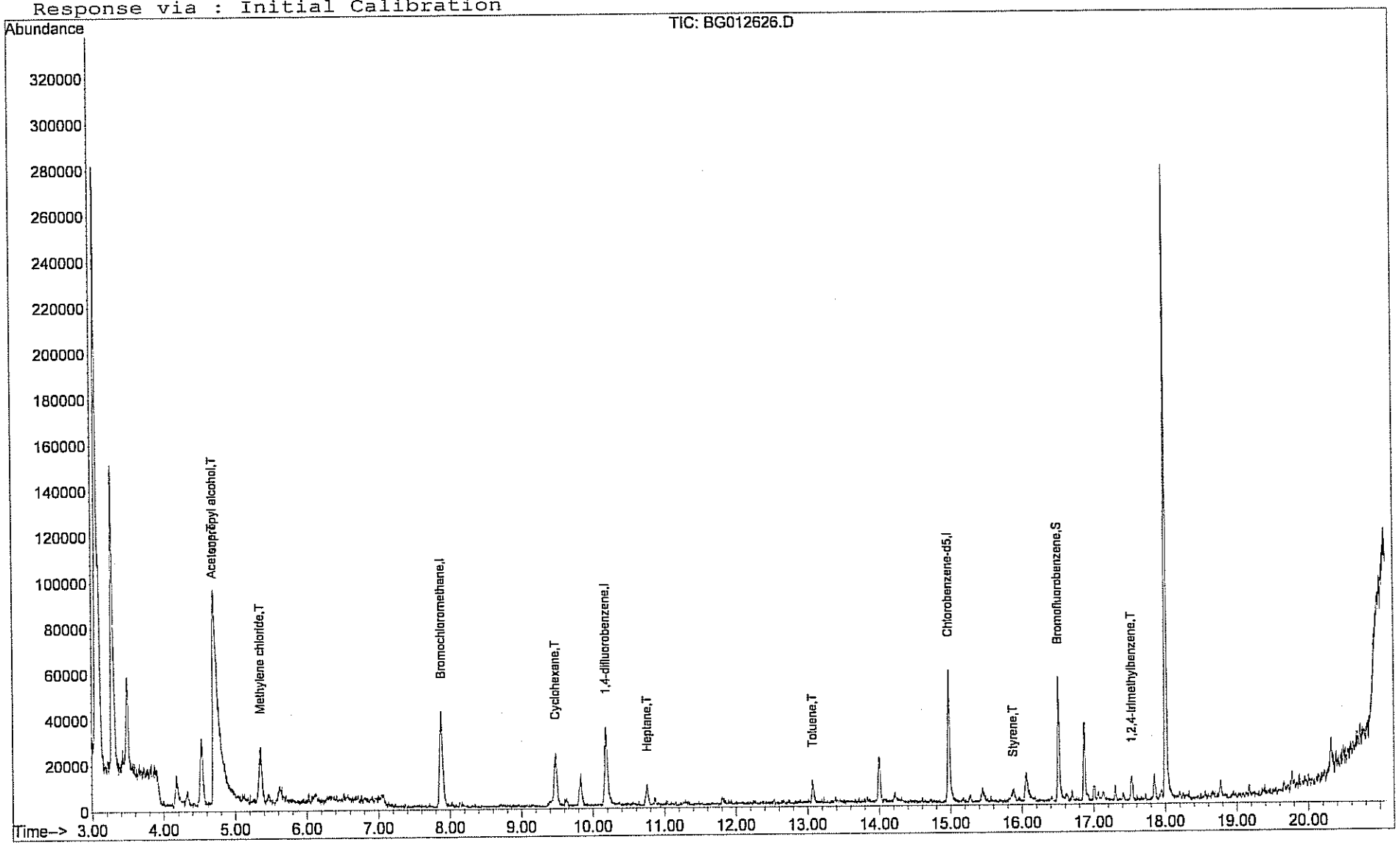

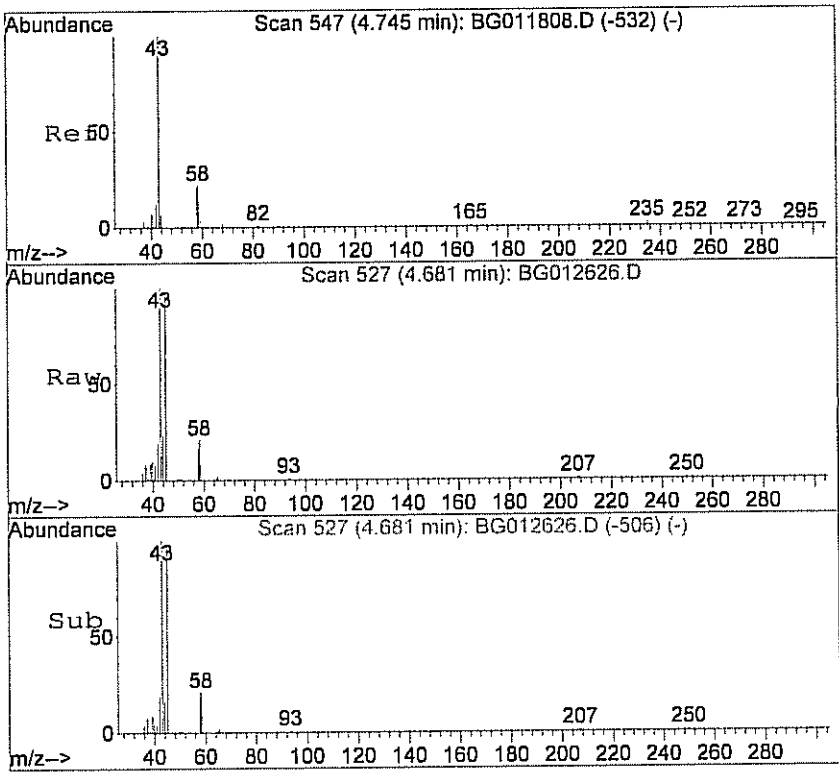

#12
Acetone
Concen: 1.04 ppb m
RT: 4.68 min Scan# 527
Delta R.T. -0.08 min
Lab File: BG012626.D
Acq: 27 Jan 2011 2:15 am

Tgt Ion: 58 Resp: 11685

Ion	Ratio	Lower	Upper
58	100		
43	0.0	148.4	208.4#

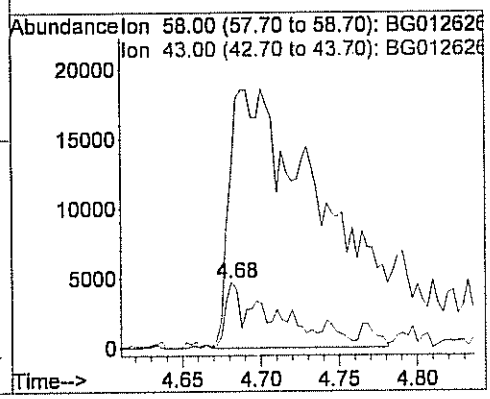

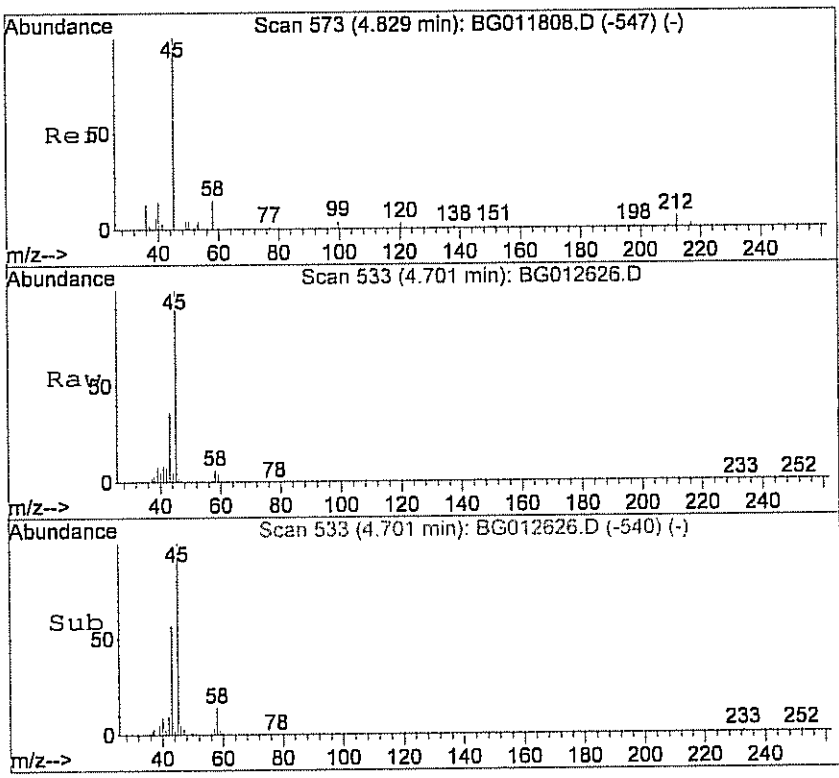

#13
Isopropyl alcohol
Concen: 13.36 ppb m
RT: 4.70 min Scan# 533
Delta R.T. -0.17 min
Lab File: BG012626.D
Acq: 27 Jan 2011 2:15 am

Tgt Ion: 45 Resp: 272663

Ion	Ratio	Lower	Upper
45	100		
43	0.0	6.2	46.2#

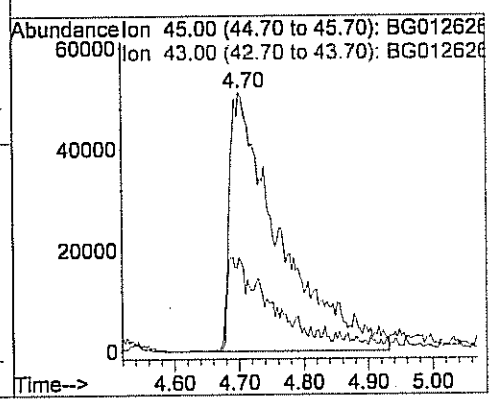

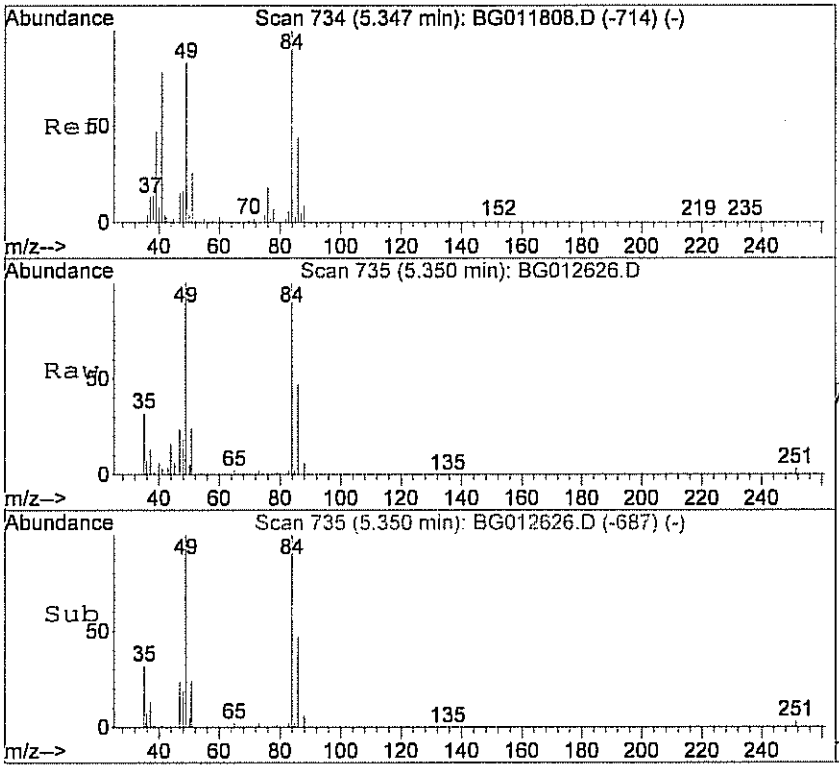

#16
Methylene chloride
Concen: 0.57 ppb
RT: 5.35 min Scan# 735
Delta R.T. 0.00 min
Lab File: BG012626.D
Acq: 27 Jan 2011 2:15 am

Tgt Ion: 84 Resp: 14719

Ion	Ratio	Lower	Upper
84	100		
49	112.0	82.7	122.7
86	68.4	35.7	75.7

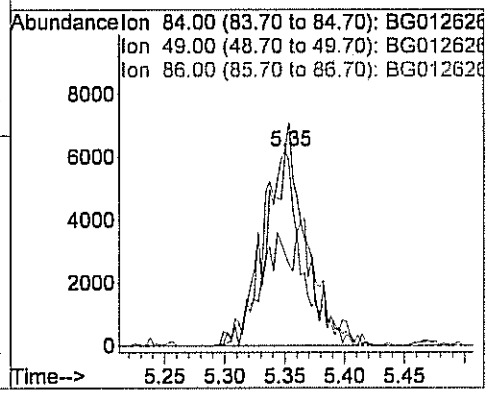

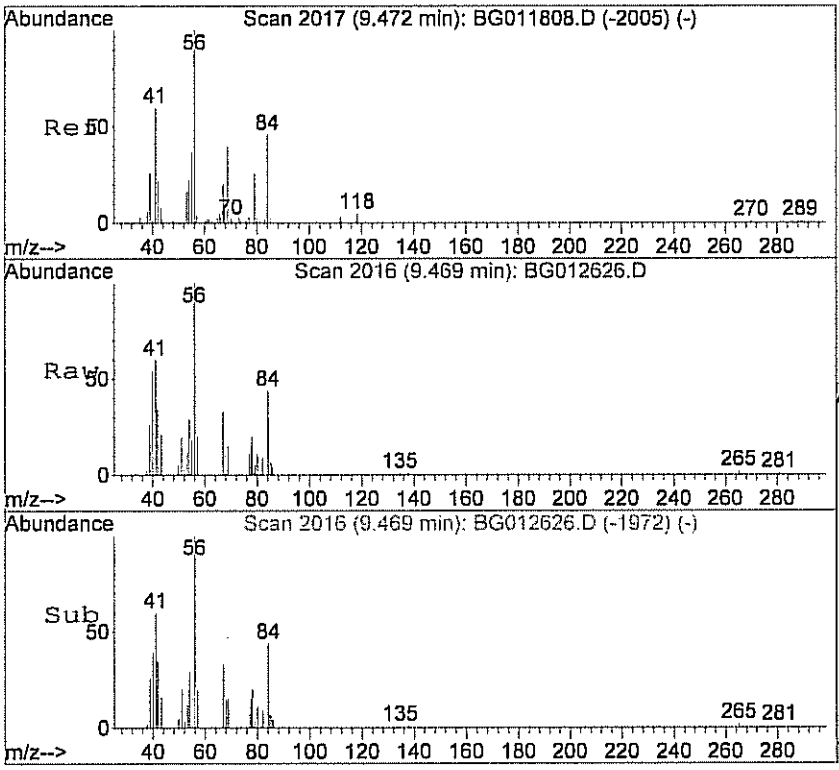

#32
Cyclohexane
Concen: 0.42 ppb
RT: 9.47 min Scan# 2016
Delta R.T. -0.01 min
Lab File: BG012626.D
Acq: 27 Jan 2011 2:15 am

Tgt Ion: 56 Resp: 7427

Ion	Ratio	Lower	Upper
56	100		
41	93.4	40.6	80.6#
84	74.5	31.3	71.3#

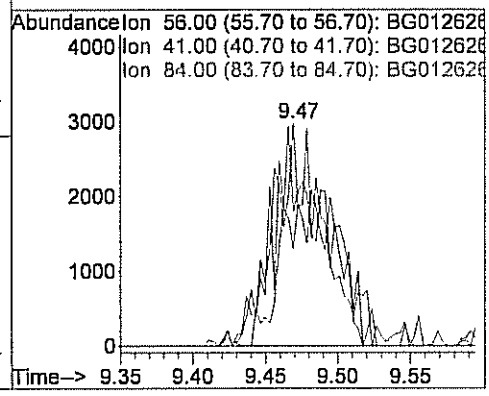

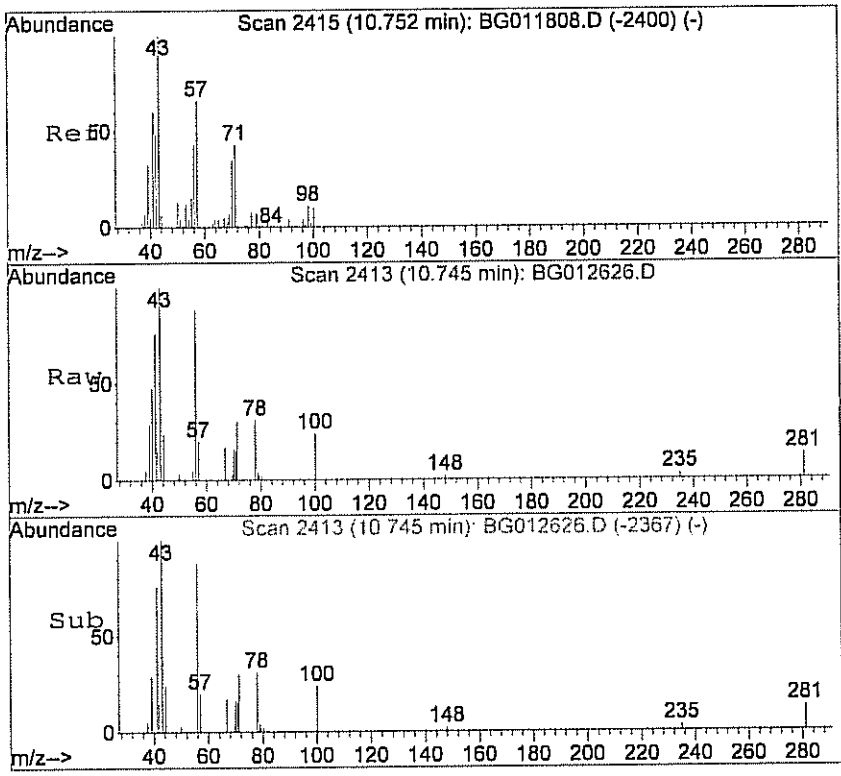

#37
Heptane
Concen: 0.11 ppb
RT: 10.75 min Scan# 2413
Delta R.T. -0.00 min
Lab File: BG012626.D
Acq: 27 Jan 2011 2:15 am

Tgt Ion: 43 Resp: 2018

Ion	Ratio	Lower	Upper
43	100		
57	47.9	40.1	80.1
71	61.4	41.4	81.4

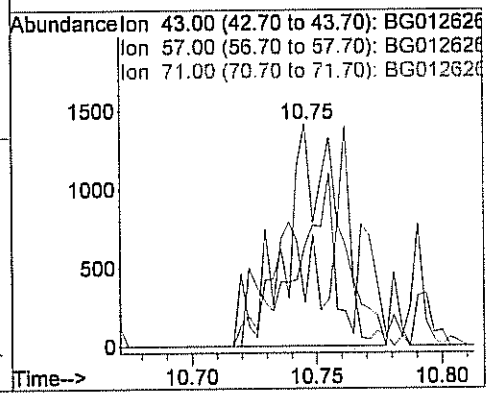

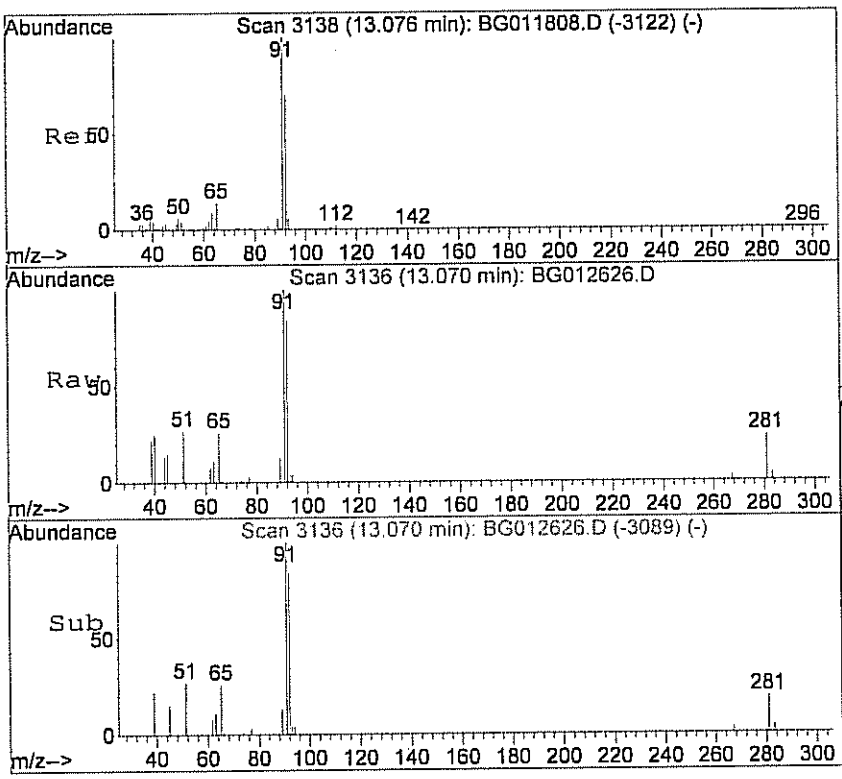

#45
Toluene
Concen: 0.12 ppb
RT: 13.07 min Scan# 3136
Delta R.T. 0.00 min
Lab File: BG012626.D
Acq: 27 Jan 2011 2:15 am

Tgt Ion: 92 Resp: 3526

Ion	Ratio	Lower	Upper
92	100		
91	203.0	121.5	161.5#

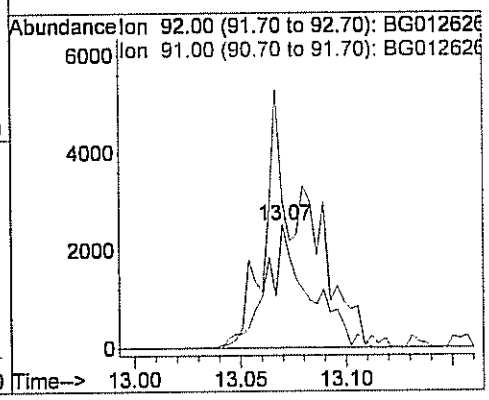

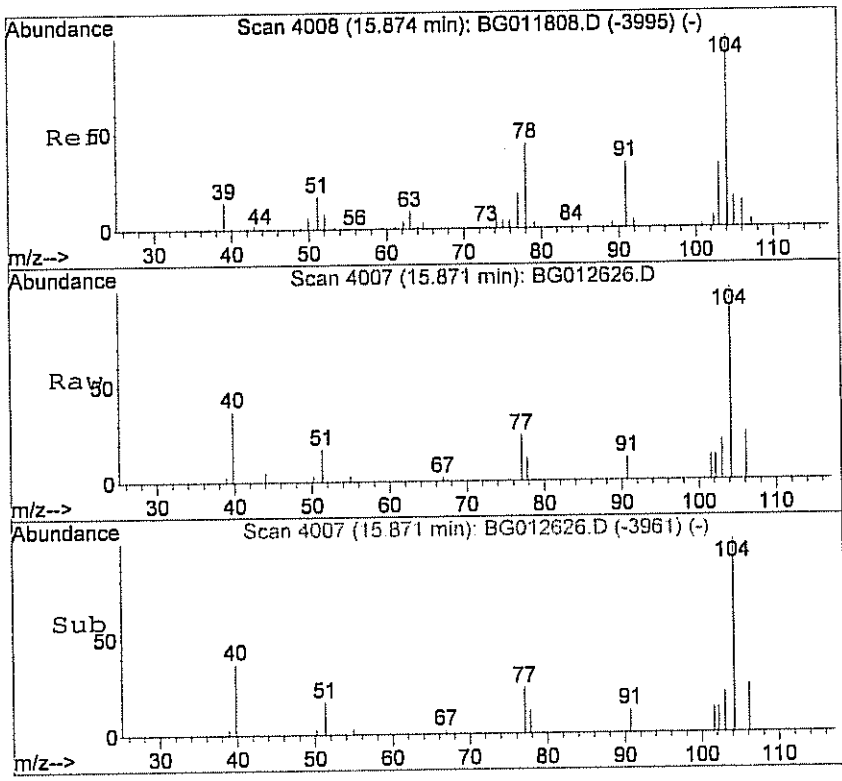

#54
Styrene
Concen: 0.10 ppb
RT: 15.87 min Scan# 4007
Delta R.T. -0.00 min
Lab File: BG012626.D
Acq: 27 Jan 2011 2:15 am

Tgt Ion:104 Resp: 2572

Ion	Ratio	Lower	Upper
104	100		
78	30.8	13.1	53.1

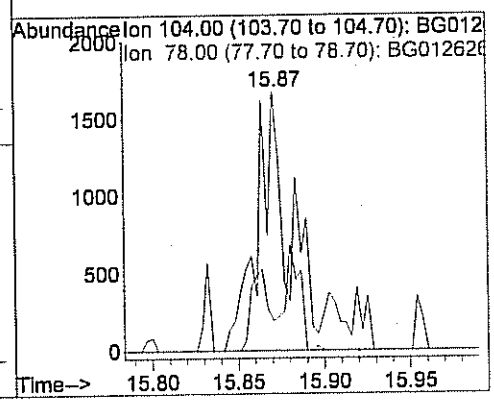

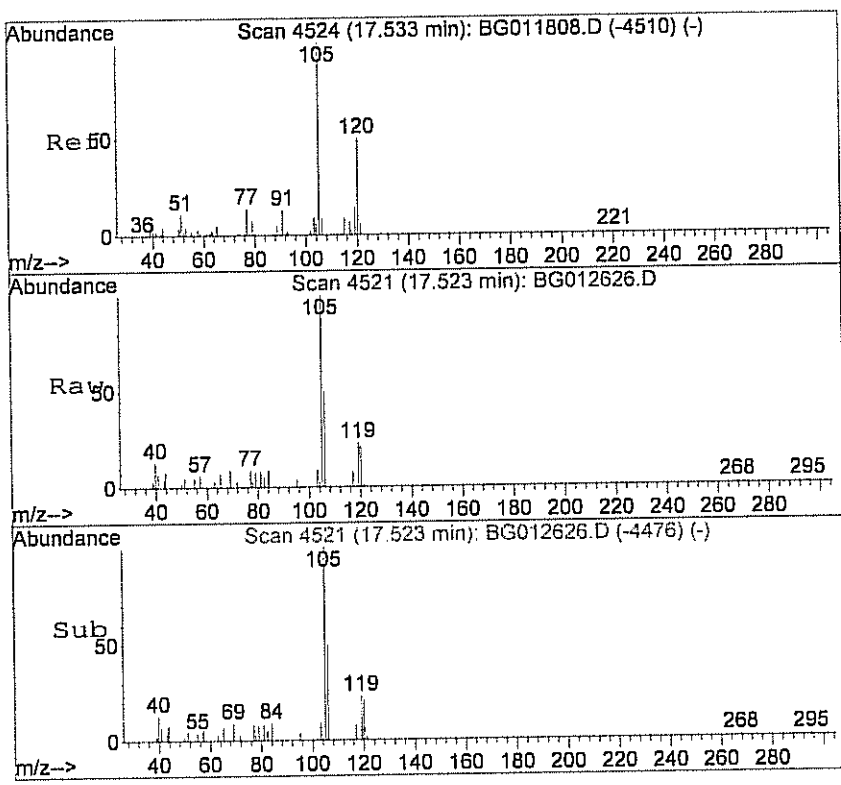

#61
1,2,4-trimethylbenzene
Concen: 0.19 ppb
RT: 17.52 min Scan# 4521
Delta R.T. -0.01 min
Lab File: BG012626.D
Acq: 27 Jan 2011 2:15 am

Tgt Ion:105 Resp: 5042

Ion	Ratio	Lower	Upper
105	100		
120	44.6	52.0	92.0#

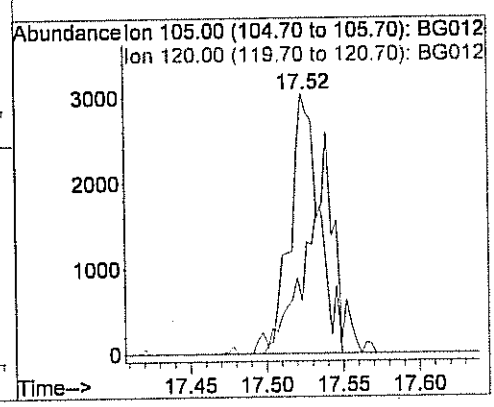

Quantitation Report (QT Reviewed)

Data File : C:\MSDCHEM\1\DATA\BG012737.D Vial: 21
Acq On : 28 Jan 2011 9:05 am Operator: LL
Sample : C1101036-006A 80X Inst : MSD #2
Misc : 1ugm3 & 0.25TCE,CT,VNCL Sample Multiplr: 1.00
MS Integration Params: RTEINT.P
Quant Time: Feb 01 14:19:52 2011 Quant Results File: B118_1UG.RES

Quant Method : C:\MSDCHEM\1\METHODS\B118_1UG.M (RTE Integrator)
Title : TO-15 VOA Standards for 5 point calibration
Last Update : Wed Jan 26 14:01:48 2011
Response via : Initial Calibration
DataAcq Meth : B118_1UG

Internal Standards	R.T.	QIon	Response	Conc	Units	Dev(Min)
1) Bromochloromethane	7.87	128	15741	1.00	ppb	0.00
30) 1,4-difluorobenzene	10.19	114	32544	1.00	ppb	0.00
44) Chlorobenzene-d5	14.97	117	35518	1.00	ppb	0.00
System Monitoring Compounds						
57) Bromofluorobenzene	16.52	95	14642	0.77	ppb	0.00
Spiked Amount 1.000	Range 70 - 130		Recovery = 77.00%			
Target Compounds						Qvalue
13) Isopropyl alcohol	4.85	45	39239m	2.05	ppb	
16) Methylene chloride	5.36	84	3000	0.12	ppb	91

I.L.

(#) = qualifier out of range (m) = manual integration (+) = signals summed

Quantitation Report (QT Reviewed)

Data File : C:\MSDCHEM\1\DATA\BG012737.D Vial: 21
Acq On : 28 Jan 2011 9:05 am Operator: LL
Sample : C1101036-006A 80X Inst : MSD #2
Misc : 1ugm3 & 0.25TCE,CT,VNCL Sample Multiplr: 1.00
MS Integration Params: RTEINT.P
Quant Time: Feb 1 14:23 2011 Quant Results File: B118_1UG.RES

Method : C:\MSDCHEM\1\METHODS\B118_1UG.M (RTE Integrator)
Title : TO-15 VOA Standards for 5 point calibration
Last Update : Tue Feb 01 16:05:43 2011
Response via : Initial Calibration

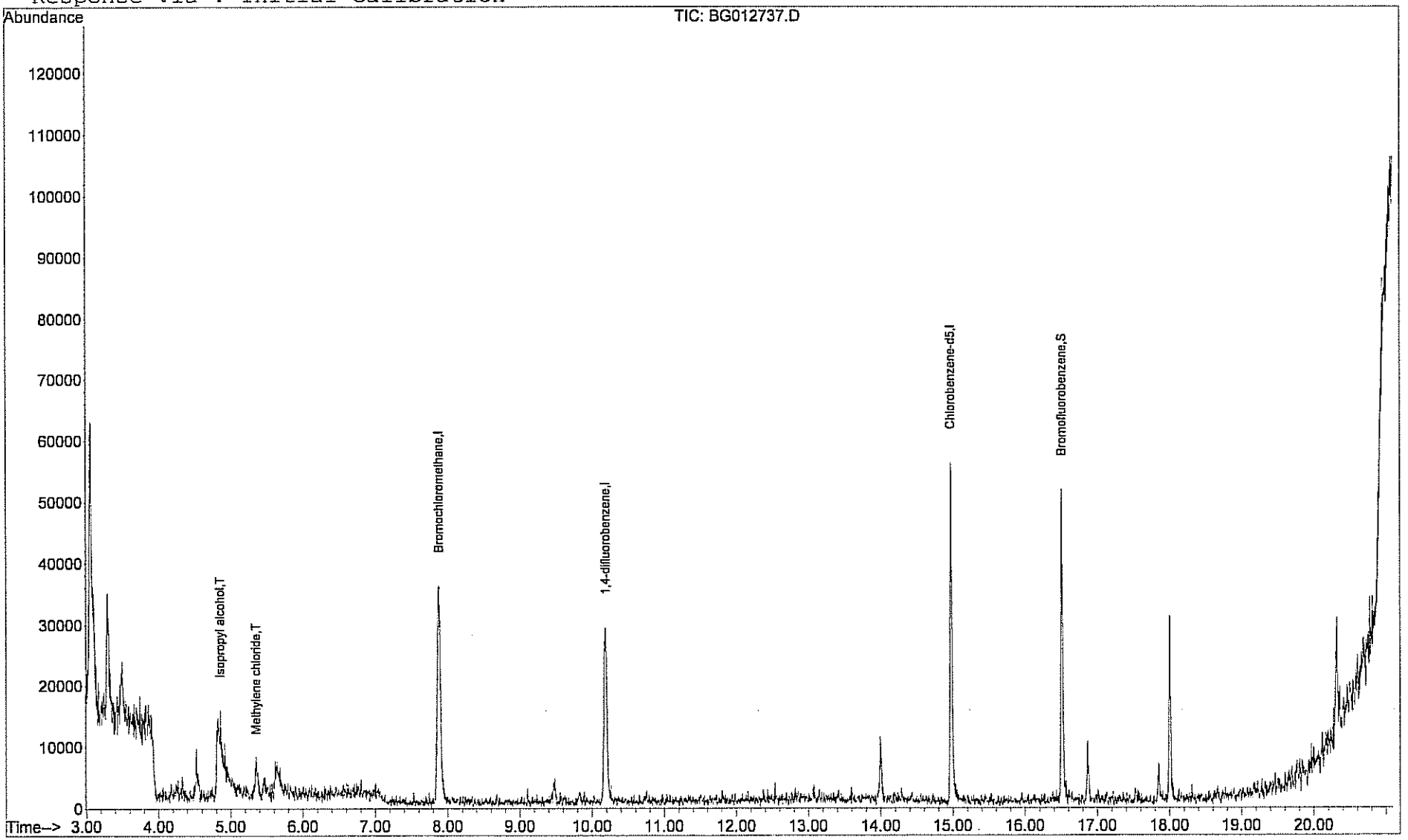

Centek laboratories, LLC

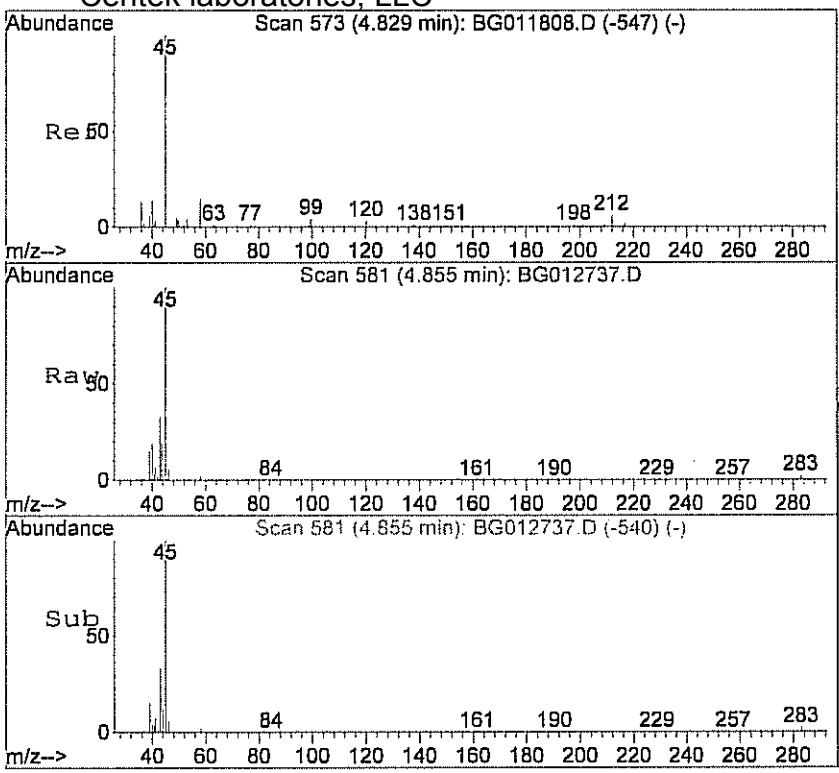

#13
Isopropyl alcohol
Concen: 2.05 ppb m
RT: 4.85 min Scan# 581
Delta R.T. -0.02 min
Lab File: BG012737.D
Acq: 28 Jan 2011 9:05 am

Tgt Ion: 45 Resp: 39239

Ion	Ratio	Lower	Upper
45	100		
43	0.0	6.2	46.2#

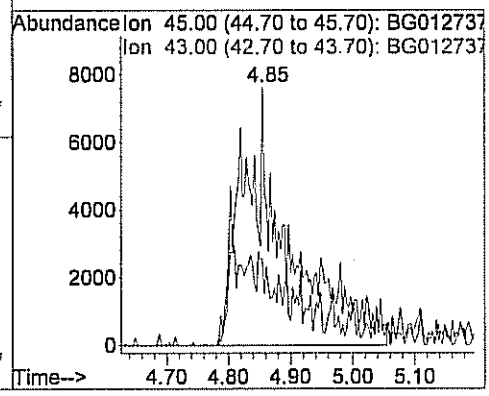

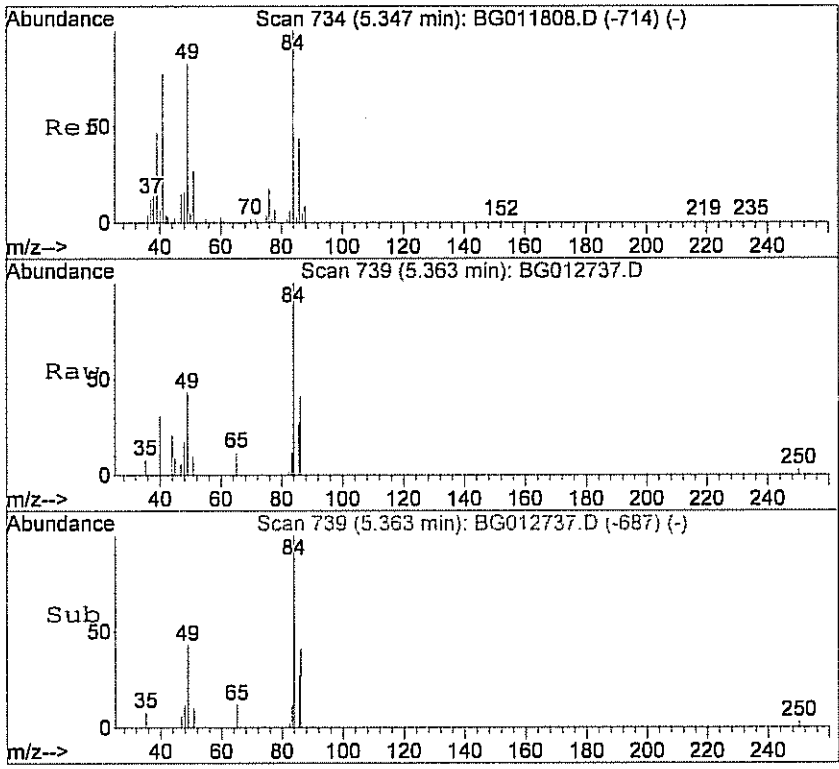

#16
Methylene chloride
Concen: 0.12 ppb
RT: 5.36 min Scan# 739
Delta R.T. 0.02 min
Lab File: BG012737.D
Acq: 28 Jan 2011 9:05 am

Tgt Ion: 84 Resp: 3000

Ion	Ratio	Lower	Upper
84	100		
49	107.2	82.7	122.7
86	68.3	35.7	75.7

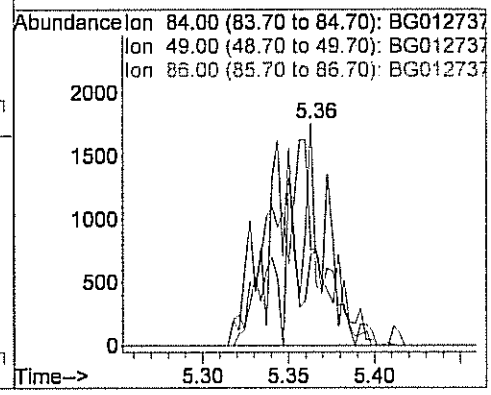

Centek Laboratories, LLC

Date: *24-Feb-11*

CLIENT:	Arcadis	**Client Sample ID:**	IA-VMP 1B
Lab Order:	C1101036	**Tag Number:**	201,375
Project:	Lockheed Martin NJ001014.0001	**Collection Date:**	1/25/2011
Lab ID:	C1101036-007A	**Matrix:**	AIR

Analyses	Result	**Limit	Qual	Units	DF	Date Analyzed
FIELD PARAMETERS		FLD				Analyst:
Lab Vacuum In	-5			"Hg		1/26/2011
Lab Vacuum Out	-30			"Hg		1/26/2011
1UG/M3 W/ 0.25UG/M3 CT-TCE-VC		TO-15				Analyst: LL
1,1,1-Trichloroethane	< 0.15	0.15		ppbV	1	1/27/2011 2:50:00 AM
1,1,2,2-Tetrachloroethane	< 0.15	0.15		ppbV	1	1/27/2011 2:50:00 AM
1,1,2-Trichloroethane	< 0.15	0.15		ppbV	1	1/27/2011 2:50:00 AM
1,1-Dichloroethane	< 0.15	0.15		ppbV	1	1/27/2011 2:50:00 AM
1,1-Dichloroethene	< 0.15	0.15		ppbV	1	1/27/2011 2:50:00 AM
1,2,4-Trichlorobenzene	< 0.15	0.15		ppbV	1	1/27/2011 2:50:00 AM
1,2,4-Trimethylbenzene	1.8	0.15		ppbV	1	1/27/2011 2:50:00 AM
1,2-Dibromoethane	< 0.15	0.15		ppbV	1	1/27/2011 2:50:00 AM
1,2-Dichlorobenzene	< 0.15	0.15		ppbV	1	1/27/2011 2:50:00 AM
1,2-Dichloroethane	< 0.15	0.15		ppbV	1	1/27/2011 2:50:00 AM
1,2-Dichloropropane	< 0.15	0.15		ppbV	1	1/27/2011 2:50:00 AM
1,3,5-Trimethylbenzene	0.45	0.15		ppbV	1	1/27/2011 2:50:00 AM
1,3-butadiene	< 0.15	0.15		ppbV	1	1/27/2011 2:50:00 AM
1,3-Dichlorobenzene	< 0.15	0.15		ppbV	1	1/27/2011 2:50:00 AM
1,4-Dichlorobenzene	< 0.15	0.15		ppbV	1	1/27/2011 2:50:00 AM
1,4-Dioxane	< 0.30	0.30		ppbV	1	1/27/2011 2:50:00 AM
2,2,4-trimethylpentane	< 0.15	0.15		ppbV	1	1/27/2011 2:50:00 AM
4-ethyltoluene	0.33	0.15		ppbV	1	1/27/2011 2:50:00 AM
Acetone	4.9	3.0		ppbV	10	1/27/2011 3:24:00 AM
Allyl chloride	< 0.15	0.15		ppbV	1	1/27/2011 2:50:00 AM
Benzene	0.38	0.15		ppbV	1	1/27/2011 2:50:00 AM
Benzyl chloride	< 0.15	0.15		ppbV	1	1/27/2011 2:50:00 AM
Bromodichloromethane	< 0.15	0.15		ppbV	1	1/27/2011 2:50:00 AM
Bromoform	< 0.15	0.15		ppbV	1	1/27/2011 2:50:00 AM
Bromomethane	< 0.15	0.15		ppbV	1	1/27/2011 2:50:00 AM
Carbon disulfide	< 0.15	0.15		ppbV	1	1/27/2011 2:50:00 AM
Carbon tetrachloride	0.060	0.040		ppbV	1	1/27/2011 2:50:00 AM
Chlorobenzene	0.22	0.15		ppbV	1	1/27/2011 2:50:00 AM
Chloroethane	< 0.15	0.15		ppbV	1	1/27/2011 2:50:00 AM
Chloroform	< 0.15	0.15		ppbV	1	1/27/2011 2:50:00 AM
Chloromethane	0.37	0.15		ppbV	1	1/27/2011 2:50:00 AM
cis-1,2-Dichloroethene	< 0.15	0.15		ppbV	1	1/27/2011 2:50:00 AM
cis-1,3-Dichloropropene	< 0.15	0.15		ppbV	1	1/27/2011 2:50:00 AM
Cyclohexane	4.7	1.5		ppbV	10	1/27/2011 3:24:00 AM
Dibromochloromethane	< 0.15	0.15		ppbV	1	1/27/2011 2:50:00 AM
Ethyl acetate	< 0.25	0.25		ppbV	1	1/27/2011 2:50:00 AM

Qualifiers:

**	Reporting Limit	.	Results reported are not blank corrected
B	Analyte detected in the associated Method Blank	E	Value above quantitation range
H	Holding times for preparation or analysis exceeded	J	Analyte detected at or below quantitation limits
JN	Non-routine analyte. Quantitation estimated.	ND	Not Detected at the Reporting Limit
S	Spike Recovery outside accepted recovery limits		

Centek Laboratories, LLC

Date: *24-Feb-11*

CLIENT:	Arcadis	**Client Sample ID:**	IA-VMP 1B
Lab Order:	C1101036	**Tag Number:**	201,375
Project:	Lockheed Martin NJ001014.0001	**Collection Date:**	1/25/2011
Lab ID:	C1101036-007A	**Matrix:**	AIR

Analyses	Result	**Limit	Qual	Units	DF	Date Analyzed
1UG/M3 W/ 0.25UG/M3 CT-TCE-VC		TO-15				Analyst: LL
Ethylbenzene	0.19	0.15		ppbV	1	1/27/2011 2:50:00 AM
Freon 11	0.38	0.15		ppbV	1	1/27/2011 2:50:00 AM
Freon 113	< 0.15	0.15		ppbV	1	1/27/2011 2:50:00 AM
Freon 114	< 0.15	0.15		ppbV	1	1/27/2011 2:50:00 AM
Freon 12	0.51	0.15		ppbV	1	1/27/2011 2:50:00 AM
Heptane	1.9	1.5		ppbV	10	1/27/2011 3:24:00 AM
Hexachloro-1,3-butadiene	< 0.15	0.15		ppbV	1	1/27/2011 2:50:00 AM
Hexane	0.29	0.15		ppbV	1	1/27/2011 2:50:00 AM
Isopropyl alcohol	90	6.0		ppbV	40	1/28/2011 9:39:00 AM
m&p-Xylene	0.42	0.30		ppbV	1	1/27/2011 2:50:00 AM
Methyl Butyl Ketone	< 0.30	0.30		ppbV	1	1/27/2011 2:50:00 AM
Methyl Ethyl Ketone	< 0.30	0.30		ppbV	1	1/27/2011 2:50:00 AM
Methyl Isobutyl Ketone	< 0.30	0.30		ppbV	1	1/27/2011 2:50:00 AM
Methyl tert-butyl ether	< 0.15	0.15		ppbV	1	1/27/2011 2:50:00 AM
Methylene chloride	6.0	1.5		ppbV	10	1/27/2011 3:24:00 AM
o-Xylene	0.21	0.15		ppbV	1	1/27/2011 2:50:00 AM
Propylene	< 0.15	0.15		ppbV	1	1/27/2011 2:50:00 AM
Styrene	0.84	0.15		ppbV	1	1/27/2011 2:50:00 AM
Tetrachloroethylene	0.34	0.15		ppbV	1	1/27/2011 2:50:00 AM
Tetrahydrofuran	< 0.15	0.15		ppbV	1	1/27/2011 2:50:00 AM
Toluene	0.90	0.15		ppbV	1	1/27/2011 2:50:00 AM
trans-1,2-Dichloroethene	< 0.15	0.15		ppbV	1	1/27/2011 2:50:00 AM
trans-1,3-Dichloropropene	< 0.15	0.15		ppbV	1	1/27/2011 2:50:00 AM
Trichloroethene	0.13	0.040		ppbV	1	1/27/2011 2:50:00 AM
Vinyl acetate	< 0.15	0.15		ppbV	1	1/27/2011 2:50:00 AM
Vinyl Bromide	< 0.15	0.15		ppbV	1	1/27/2011 2:50:00 AM
Vinyl chloride	< 0.040	0.040		ppbV	1	1/27/2011 2:50:00 AM
Surr: Bromofluorobenzene	117	70-130		%REC	1	1/27/2011 2:50:00 AM

Qualifiers:

**	Reporting Limit	.	Results reported are not blank corrected
B	Analyte detected in the associated Method Blank	E	Value above quantitation range
H	Holding times for preparation or analysis exceeded	J	Analyte detected at or below quantitation limits
JN	Non-routine analyte. Quantitation estimated.	ND	Not Detected at the Reporting Limit
S	Spike Recovery outside accepted recovery limits		

Centek Laboratories, LLC

Date: *24-Feb-11*

CLIENT:	Arcadis	**Client Sample ID:**	IA-VMP 1B
Lab Order:	C1101036	**Tag Number:**	201,375
Project:	Lockheed Martin NJ001014.0001	**Collection Date:**	1/25/2011
Lab ID:	C1101036-007A	**Matrix:**	AIR

Analyses	Result	**Limit	Qual	Units	DF	Date Analyzed
1UG/M3 W/ 0.25UG/M3 CT-TCE-VC		**TO-15**				Analyst: LL
1,1,1-Trichloroethane	< 0.83	0.83		ug/m3	1	1/27/2011 2:50:00 AM
1,1,2,2-Tetrachloroethane	< 1.0	1.0		ug/m3	1	1/27/2011 2:50:00 AM
1,1,2-Trichloroethane	< 0.83	0.83		ug/m3	1	1/27/2011 2:50:00 AM
1,1-Dichloroethane	< 0.62	0.62		ug/m3	1	1/27/2011 2:50:00 AM
1,1-Dichloroethene	< 0.60	0.60		ug/m3	1	1/27/2011 2:50:00 AM
1,2,4-Trichlorobenzene	< 1.1	1.1		ug/m3	1	1/27/2011 2:50:00 AM
1,2,4-Trimethylbenzene	9.2	0.75		ug/m3	1	1/27/2011 2:50:00 AM
1,2-Dibromoethane	< 1.2	1.2		ug/m3	1	1/27/2011 2:50:00 AM
1,2-Dichlorobenzene	< 0.92	0.92		ug/m3	1	1/27/2011 2:50:00 AM
1,2-Dichloroethane	< 0.62	0.62		ug/m3	1	1/27/2011 2:50:00 AM
1,2-Dichloropropane	< 0.70	0.70		ug/m3	1	1/27/2011 2:50:00 AM
1,3,5-Trimethylbenzene	2.2	0.75		ug/m3	1	1/27/2011 2:50:00 AM
1,3-butadiene	< 0.34	0.34		ug/m3	1	1/27/2011 2:50:00 AM
1,3-Dichlorobenzene	< 0.92	0.92		ug/m3	1	1/27/2011 2:50:00 AM
1,4-Dichlorobenzene	< 0.92	0.92		ug/m3	1	1/27/2011 2:50:00 AM
1,4-Dioxane	< 1.1	1.1		ug/m3	1	1/27/2011 2:50:00 AM
2,2,4-trimethylpentane	< 0.71	0.71		ug/m3	1	1/27/2011 2:50:00 AM
4-ethyltoluene	1.6	0.75		ug/m3	1	1/27/2011 2:50:00 AM
Acetone	12	7.2		ug/m3	10	1/27/2011 3:24:00 AM
Allyl chloride	< 0.48	0.48		ug/m3	1	1/27/2011 2:50:00 AM
Benzene	1.2	0.49		ug/m3	1	1/27/2011 2:50:00 AM
Benzyl chloride	< 0.88	0.88		ug/m3	1	1/27/2011 2:50:00 AM
Bromodichloromethane	< 1.0	1.0		ug/m3	1	1/27/2011 2:50:00 AM
Bromoform	< 1.6	1.6		ug/m3	1	1/27/2011 2:50:00 AM
Bromomethane	< 0.59	0.59		ug/m3	1	1/27/2011 2:50:00 AM
Carbon disulfide	< 0.47	0.47		ug/m3	1	1/27/2011 2:50:00 AM
Carbon tetrachloride	0.38	0.26		ug/m3	1	1/27/2011 2:50:00 AM
Chlorobenzene	1.0	0.70		ug/m3	1	1/27/2011 2:50:00 AM
Chloroethane	< 0.40	0.40		ug/m3	1	1/27/2011 2:50:00 AM
Chloroform	< 0.74	0.74		ug/m3	1	1/27/2011 2:50:00 AM
Chloromethane	0.78	0.31		ug/m3	1	1/27/2011 2:50:00 AM
cis-1,2-Dichloroethene	< 0.60	0.60		ug/m3	1	1/27/2011 2:50:00 AM
cis-1,3-Dichloropropene	< 0.69	0.69		ug/m3	1	1/27/2011 2:50:00 AM
Cyclohexane	16	5.2		ug/m3	10	1/27/2011 3:24:00 AM
Dibromochloromethane	< 1.3	1.3		ug/m3	1	1/27/2011 2:50:00 AM
Ethyl acetate	< 0.92	0.92		ug/m3	1	1/27/2011 2:50:00 AM
Ethylbenzene	0.84	0.66		ug/m3	1	1/27/2011 2:50:00 AM
Freon 11	2.2	0.86		ug/m3	1	1/27/2011 2:50:00 AM
Freon 113	< 1.2	1.2		ug/m3	1	1/27/2011 2:50:00 AM
Freon 114	< 1.1	1.1		ug/m3	1	1/27/2011 2:50:00 AM

Qualifiers:

**	Reporting Limit	.	Results reported are not blank corrected
B	Analyte detected in the associated Method Blank	E	Value above quantitation range
H	Holding times for preparation or analysis exceeded	J	Analyte detected at or below quantitation limits
JN	Non-routine analyte. Quantitation estimated.	ND	Not Detected at the Reporting Limit
S	Spike Recovery outside accepted recovery limits		

Centek Laboratories, LLC

Date: *24-Feb-11*

CLIENT:	Arcadis	**Client Sample ID:**	IA-VMP 1B
Lab Order:	C1101036	**Tag Number:**	201,375
Project:	Lockheed Martin NJ001014.0001	**Collection Date:**	1/25/2011
Lab ID:	C1101036-007A	**Matrix:**	AIR

Analyses	Result	**Limit	Qual	Units	DF	Date Analyzed
1UG/M3 W/ 0.25UG/M3 CT-TCE-VC		TO-15				Analyst: LL
Freon 12	2.6	0.75		ug/m3	1	1/27/2011 2:50:00 AM
Heptane	7.9	6.2		ug/m3	10	1/27/2011 3:24:00 AM
Hexachloro-1,3-butadiene	< 1.6	1.6		ug/m3	1	1/27/2011 2:50:00 AM
Hexane	1.0	0.54		ug/m3	1	1/27/2011 2:50:00 AM
Isopropyl alcohol	220	15		ug/m3	40	1/28/2011 9:39:00 AM
m&p-Xylene	1.9	1.3		ug/m3	1	1/27/2011 2:50:00 AM
Methyl Butyl Ketone	< 1.2	1.2		ug/m3	1	1/27/2011 2:50:00 AM
Methyl Ethyl Ketone	< 0.90	0.90		ug/m3	1	1/27/2011 2:50:00 AM
Methyl Isobutyl Ketone	< 1.2	1.2		ug/m3	1	1/27/2011 2:50:00 AM
Methyl tert-butyl ether	< 0.55	0.55		ug/m3	1	1/27/2011 2:50:00 AM
Methylene chloride	21	5.3		ug/m3	10	1/27/2011 3:24:00 AM
o-Xylene	0.93	0.66		ug/m3	1	1/27/2011 2:50:00 AM
Propylene	< 0.26	0.26		ug/m3	1	1/27/2011 2:50:00 AM
Styrene	3.6	0.65		ug/m3	1	1/27/2011 2:50:00 AM
Tetrachloroethylene	2.3	1.0		ug/m3	1	1/27/2011 2:50:00 AM
Tetrahydrofuran	< 0.45	0.45		ug/m3	1	1/27/2011 2:50:00 AM
Toluene	3.4	0.57		ug/m3	1	1/27/2011 2:50:00 AM
trans-1,2-Dichloroethene	< 0.60	0.60		ug/m3	1	1/27/2011 2:50:00 AM
trans-1,3-Dichloropropene	< 0.69	0.69		ug/m3	1	1/27/2011 2:50:00 AM
Trichloroethene	0.71	0.22		ug/m3	1	1/27/2011 2:50:00 AM
Vinyl acetate	< 0.54	0.54		ug/m3	1	1/27/2011 2:50:00 AM
Vinyl Bromide	< 0.67	0.67		ug/m3	1	1/27/2011 2:50:00 AM
Vinyl chloride	< 0.10	0.10		ug/m3	1	1/27/2011 2:50:00 AM

Qualifiers:

**	Reporting Limit	.	Results reported are not blank corrected
B	Analyte detected in the associated Method Blank	E	Value above quantitation range
H	Holding times for preparation or analysis exceeded	J	Analyte detected at or below quantitation limits
JN	Non-routine analyte. Quantitation estimated.	ND	Not Detected at the Reporting Limit
S	Spike Recovery outside accepted recovery limits		

Quantitation Report (QT Reviewed)

Data File : C:\MSDCHEM\1\DATA\BG012627.D Vial: 22
Acq On : 27 Jan 2011 2:50 am Operator: LL
Sample : C1101036-007A Inst : MSD #2
Misc : 1ugm3 & 0.25TCE,CT,VNCL Sample Multiplr: 1.00
MS Integration Params: RTEINT.P
Quant Time: Jan 31 09:58:18 2011 Quant Results File: B118_1UG.RES

Quant Method : C:\MSDCHEM\1\METHODS\B118_1UG.M (RTE Integrator)
Title : TO-15 VOA Standards for 5 point calibration
Last Update : Wed Jan 26 14:01:48 2011
Response via : Initial Calibration
DataAcq Meth : B118_1UG

Internal Standards	R.T.	QIon	Response	Conc	Units		Dev(Min)
1) Bromochloromethane	7.88	128	14686	1.00	ppb		0.01
30) 1,4-difluorobenzene	10.18	114	47954	1.00	ppb		0.00
44) Chlorobenzene-d5	14.98	117	38999	1.00	ppb		0.00
System Monitoring Compounds							
57) Bromofluorobenzene	16.51	95	24430	1.17	ppb		0.00
Spiked Amount 1.000	Range 70 - 130		Recovery = 117.00%				
Target Compounds							Qvalue
3) Freon 12	3.13	85	45392	0.51	ppb		94
4) Chloromethane	3.28	50	11838m	0.37	ppb		
11) Freon 11	4.33	101	32639	0.38	ppb		97
12) Acetone	4.62	58	46256m	4.70	ppb		
13) Isopropyl alcohol	4.64	45	1531161m	85.57	ppb		
16) Methylene chloride	5.34	84	133358	5.91	ppb	#	83
25) Hexane	7.07	41	7687	0.29	ppb	#	63
32) Cyclohexane	9.48	56	147770	6.10	ppb	#	69
33) Carbon tetrachloride	9.42	117	5596	0.06	ppb		98
34) Benzene	9.41	78	26342	0.38	ppb		98
37) Heptane	10.75	43	57479	2.26	ppb		98
38) Trichloroethene	10.87	130	5201m	0.13	ppb		
45) Toluene	13.08	92	25778	0.90	ppb	#	80
50) Tetrachloroethylene	14.08	164	11205	0.34	ppb		95
51) Chlorobenzene	15.02	112	9403	0.22	ppb		79
52) Ethylbenzene	15.27	91	8347	0.19	ppb		98
53) m&p-xylene	15.44	91	17441	0.42	ppb		93
54) Styrene	15.87	104	21726	0.84	ppb		75
56) o-xylene	15.90	91	9301	0.21	ppb		100
59) 4-ethyltoluene	17.07	105	16195	0.33	ppb		84
60) 1,3,5-trimethylbenzene	17.13	105	18359	0.45	ppb		94
61) 1,2,4-trimethylbenzene	17.53	105	49250	1.84	ppb	#	74

(#) = qualifier out of range (m) = manual integration (+) = signals summed

Quantitation Report (QT Reviewed)

Data File : C:\MSDCHEM\1\DATA\BG012627.D
Acq On : 27 Jan 2011 2:50 am
Sample : C1101036-007A
Misc : 1ugm3 & 0.25TCE,CT,VNCL Sample
MS Integration Params: RTEINT.P
Quant Time: Jan 31 10:01 2011

Vial: 22
Operator: LL
Inst : MSD #2
Multiplr: 1.00

Quant Results File: B118_1UG.RES

Method : C:\MSDCHEM\1\METHODS\B118_1UG.M (RTE Integrator)
Title : TO-15 VOA Standards for 5 point calibration
Last Update : Tue Feb 01 16:05:43 2011
Response via : Initial Calibration

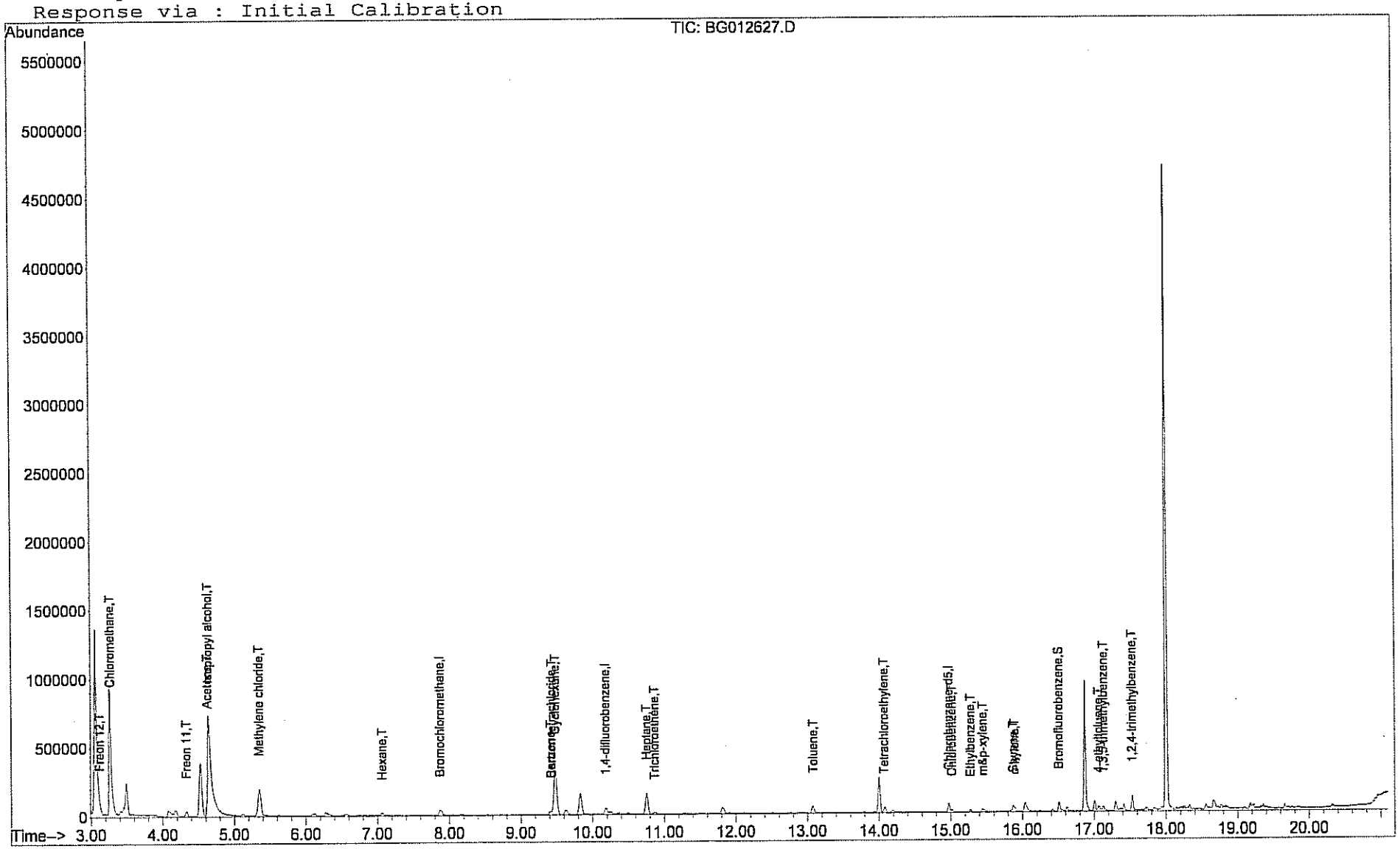

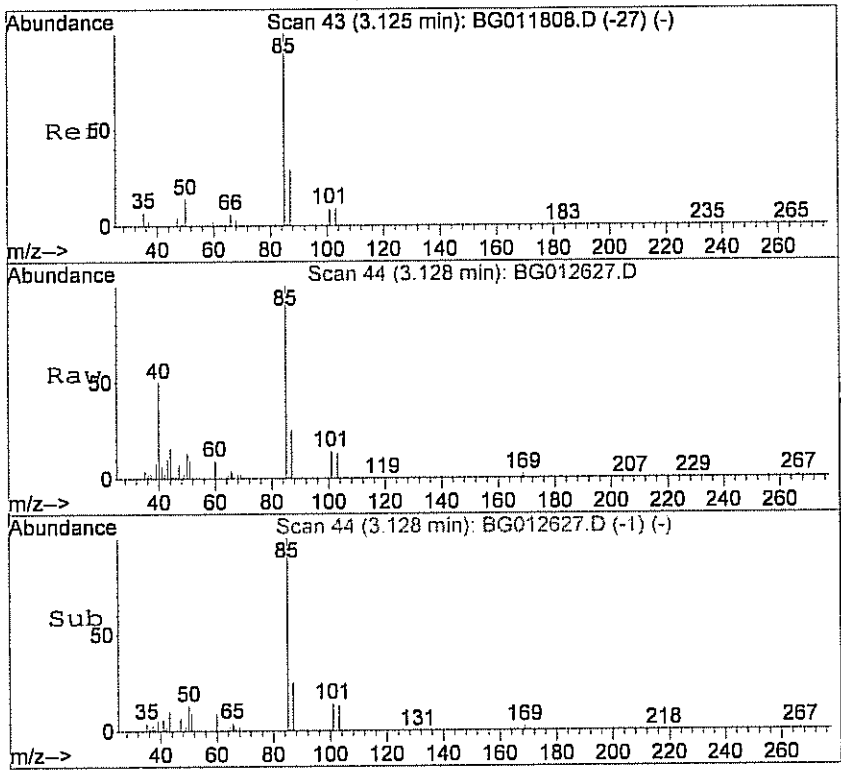

#3
Freon 12
Concen: 0.51 ppb
RT: 3.13 min Scan# 44
Delta R.T. 0.00 min
Lab File: BG012627.D
Acq: 27 Jan 2011 2:50 am

Tgt Ion: 85 Resp: 45392

Ion	Ratio	Lower	Upper
85	100		
87	30.9	14.1	54.1

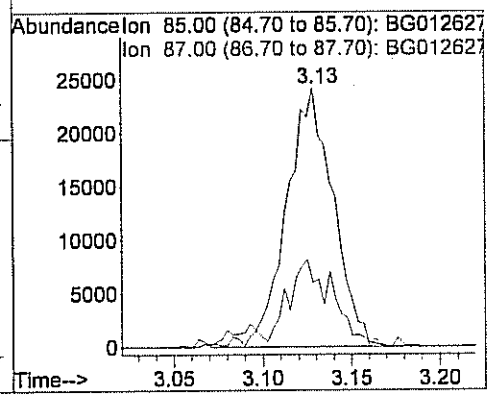

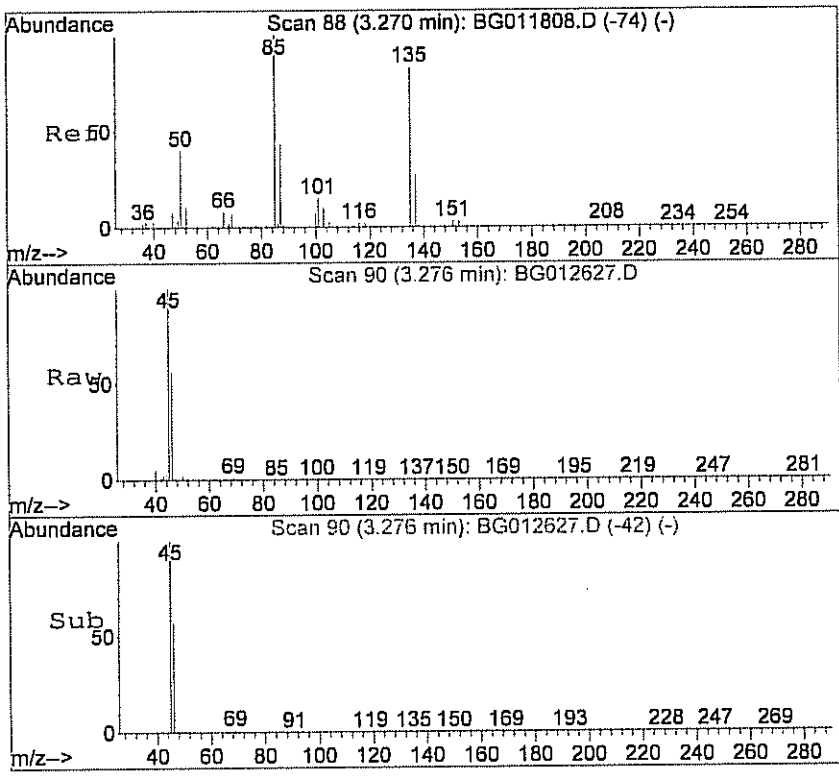

#4
Chloromethane
Concen: 0.37 ppb m
RT: 3.28 min Scan# 90
Delta R.T. 0.00 min
Lab File: BG012627.D
Acq: 27 Jan 2011 2:50 am

Tgt Ion: 50 Resp: 11838

Ion	Ratio	Lower	Upper
50	100		
52	38.9	0.0	36.8#

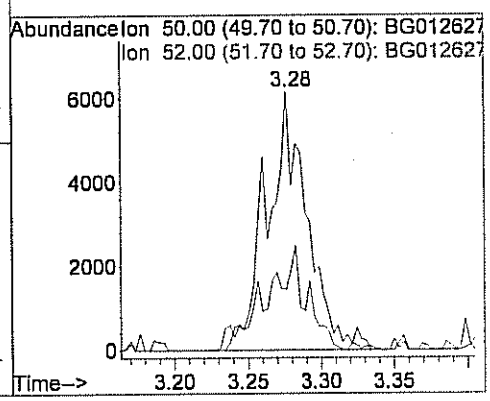

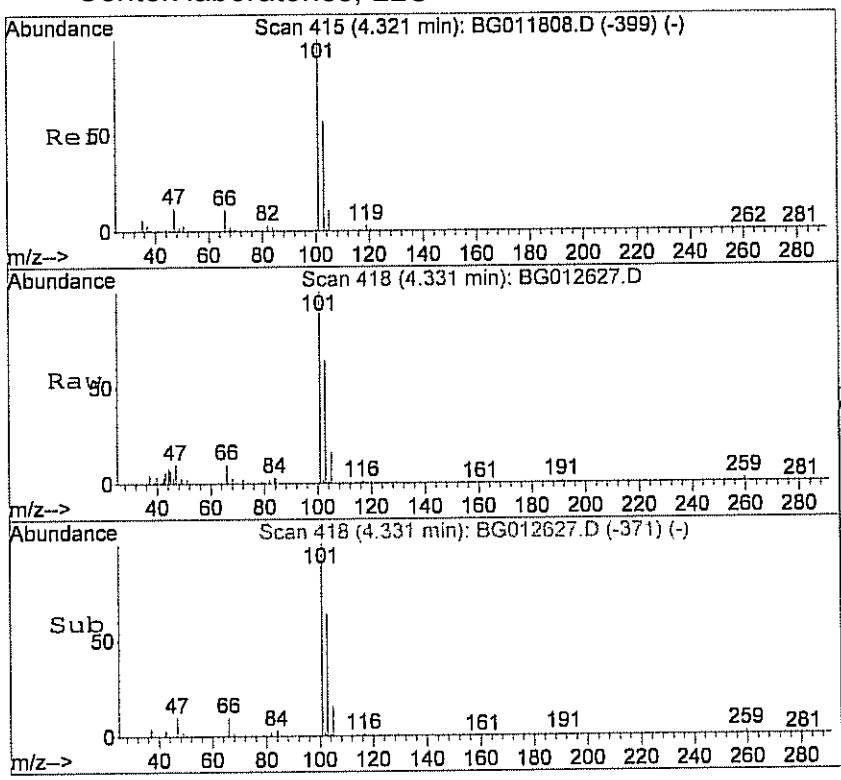

#11
Freon 11
Concen: 0.38 ppb
RT: 4.33 min Scan# 418
Delta R.T. -0.00 min
Lab File: BG012627.D
Acq: 27 Jan 2011 2:50 am

Tgt Ion:101 Resp: 32639

Ion	Ratio	Lower	Upper
101	100		
103	66.7	49.2	89.2
105	7.7	0.0	27.9

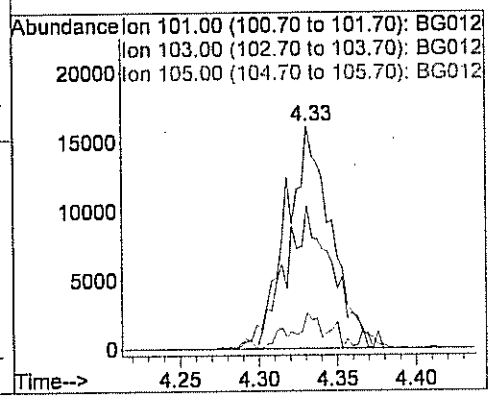

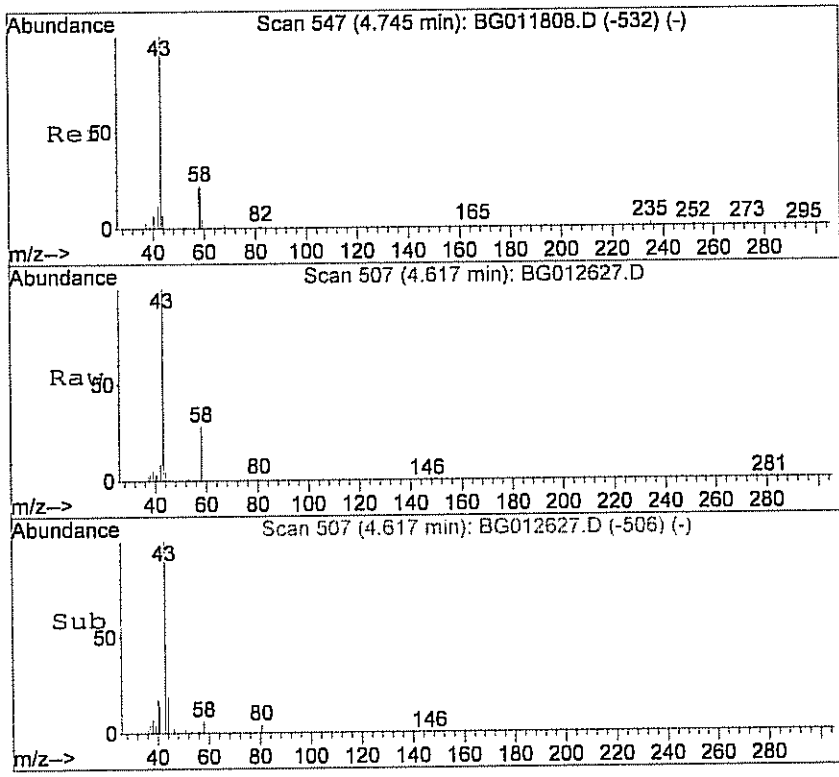

#12
Acetone
Concen: 4.70 ppb m
RT: 4.62 min Scan# 507
Delta R.T. -0.15 min
Lab File: BG012627.D
Acq: 27 Jan 2011 2:50 am

Tgt Ion: 58 Resp: 46256

Ion	Ratio	Lower	Upper
58	100		
43	0.0	148.4	208.4#

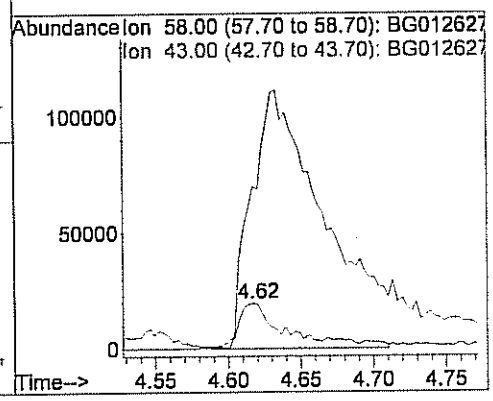

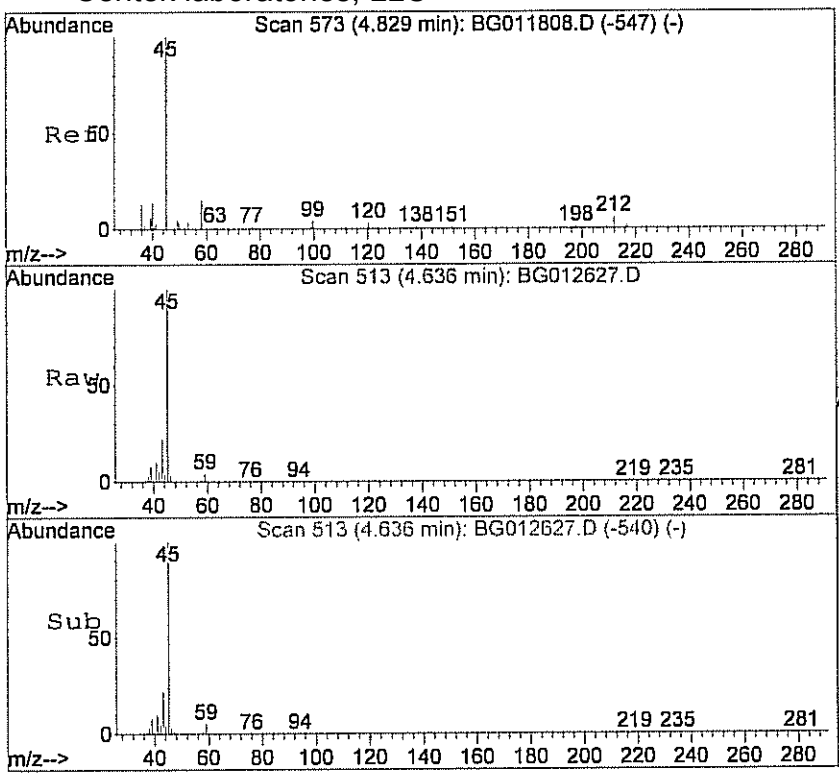

#13
Isopropyl alcohol
Concen: 85.57 ppb m
RT: 4.64 min Scan# 513
Delta R.T. -0.24 min
Lab File: BG012627.D
Acq: 27 Jan 2011 2:50 am

Tgt Ion: 45 Resp: 1531161

Ion	Ratio	Lower	Upper
45	100		
43	0.0	6.2	46.2#

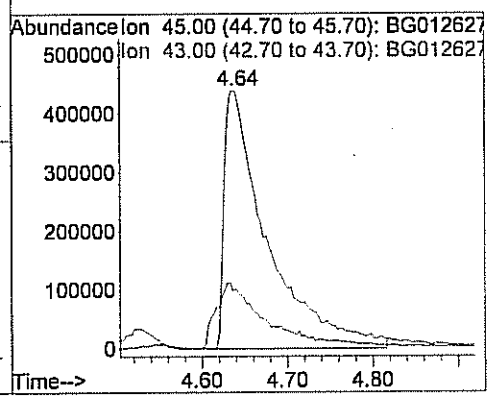

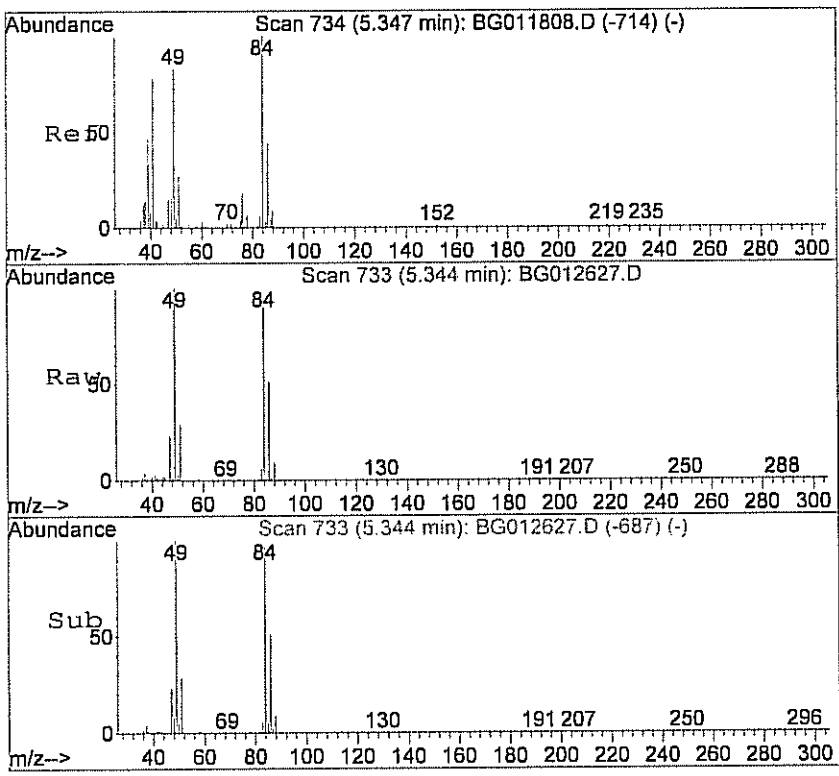

#16
Methylene chloride
Concen: 5.91 ppb
RT: 5.34 min Scan# 733
Delta R.T. -0.00 min
Lab File: BG012627.D
Acq: 27 Jan 2011 2:50 am

Tgt Ion: 84 Resp: 133358

Ion	Ratio	Lower	Upper
84	100		
49	123.6	82.7	122.7#
86	64.0	35.7	75.7

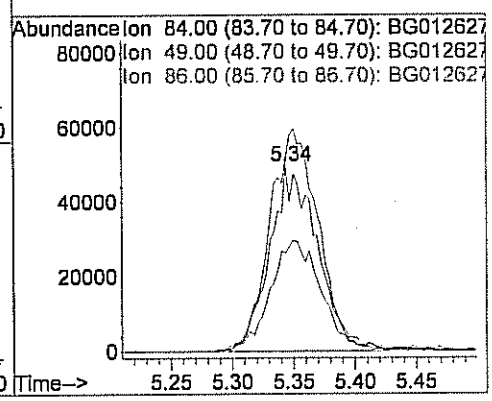

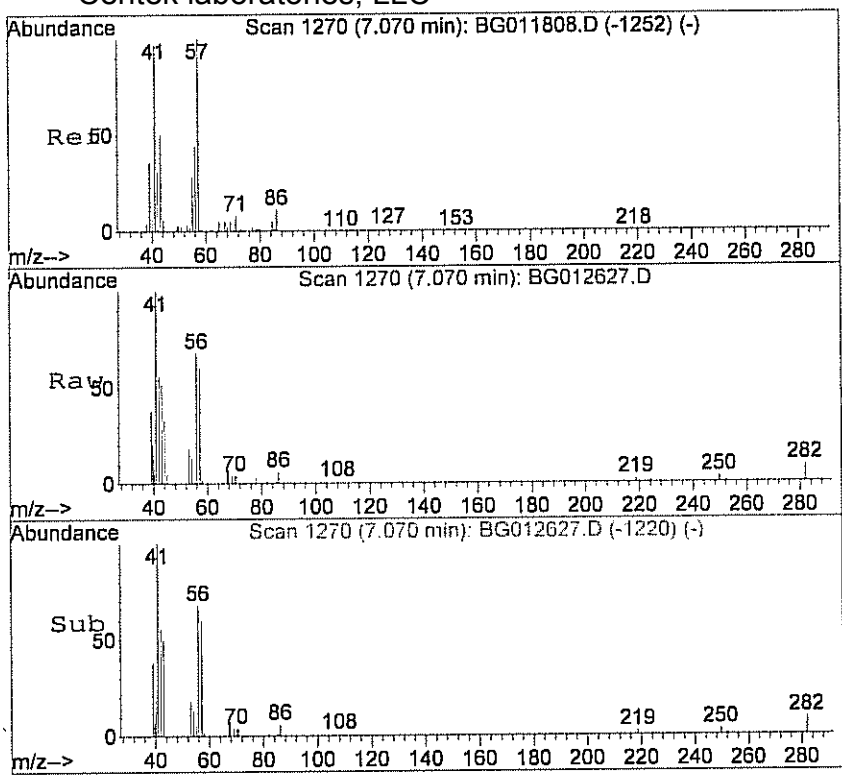

#25
Hexane
Concen: 0.29 ppb
RT: 7.07 min Scan# 1270
Delta R.T. 0.01 min
Lab File: BG012627.D
Acq: 27 Jan 2011 2:50 am

Tgt Ion: 41 Resp: 7687

Ion	Ratio	Lower	Upper
41	100		
57	111.7	67.3	107.3#
43	80.7	22.9	62.9#

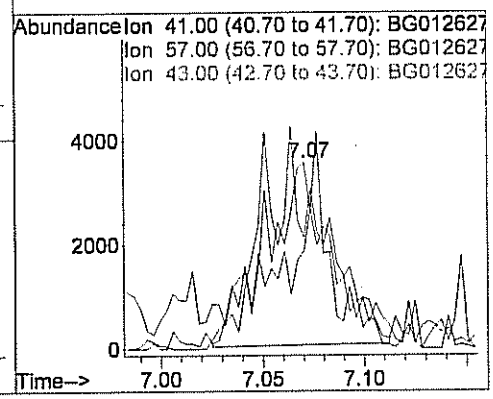

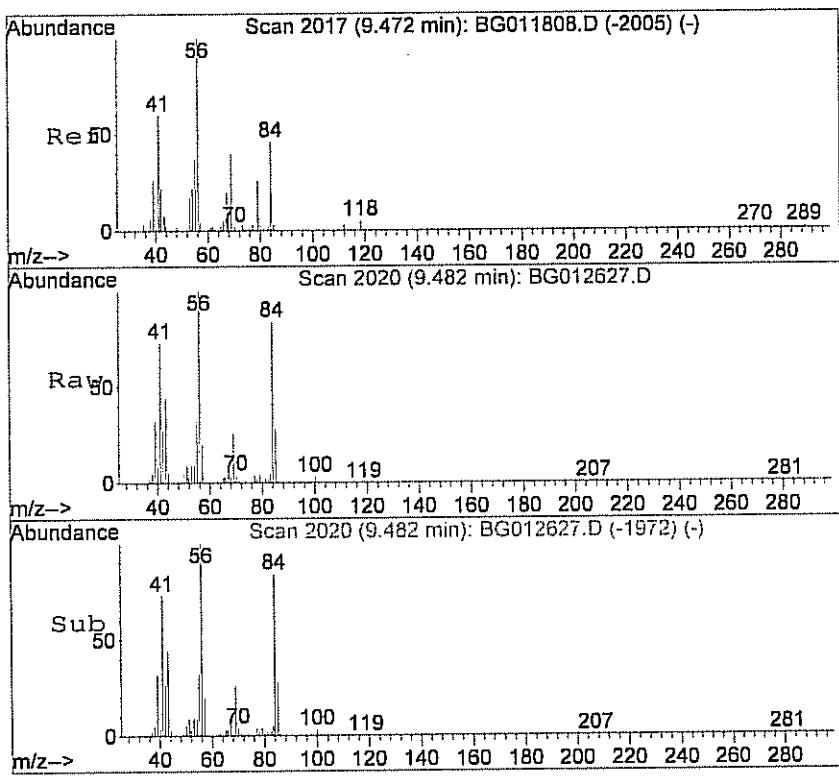

#32
Cyclohexane
Concen: 6.10 ppb
RT: 9.48 min Scan# 2020
Delta R.T. 0.00 min
Lab File: BG012627.D
Acq: 27 Jan 2011 2:50 am

Tgt Ion: 56 Resp: 147770

Ion	Ratio	Lower	Upper
56	100		
41	79.1	40.6	80.6
84	77.8	31.3	71.3#

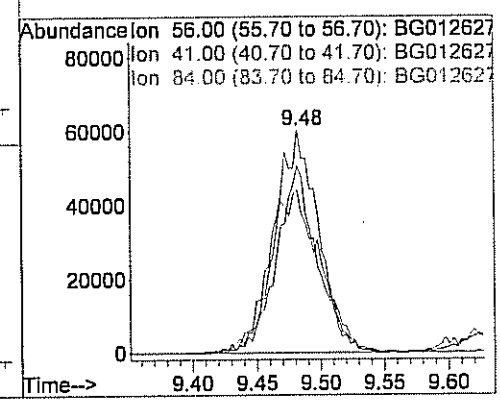

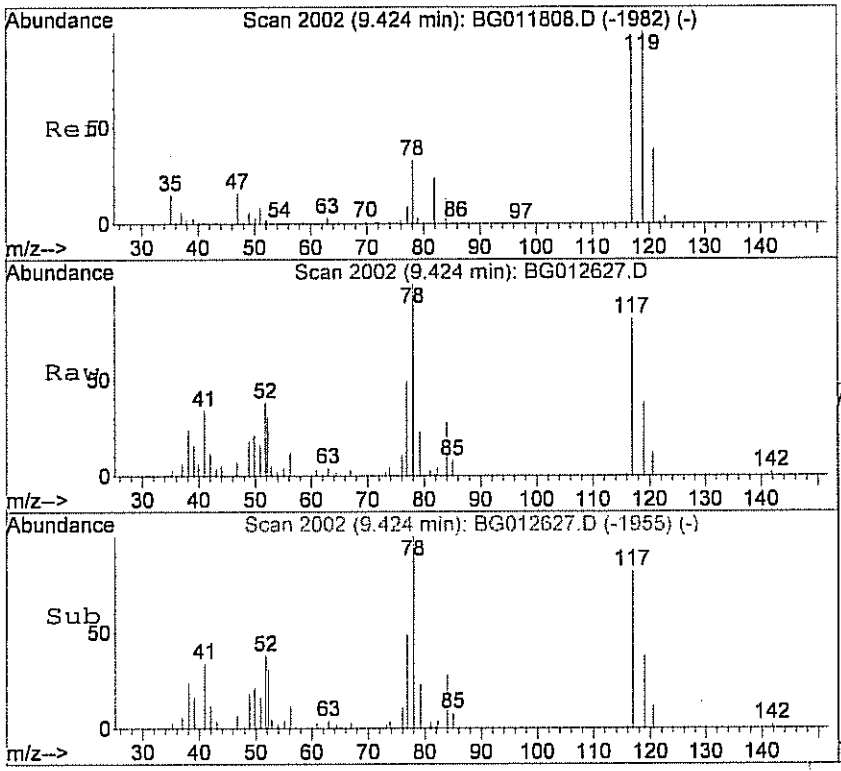

#33
Carbon tetrachloride
Concen: 0.06 ppb
RT: 9.42 min Scan# 2002
Delta R.T. -0.00 min
Lab File: BG012627.D
Acq: 27 Jan 2011 2:50 am

Tgt Ion:117 Resp: 5596

Ion	Ratio	Lower	Upper
117	100		
119	82.0	64.1	104.1

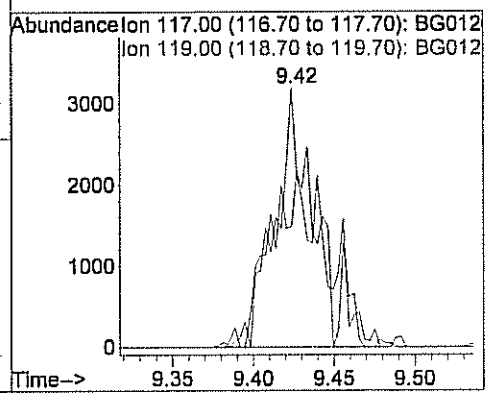

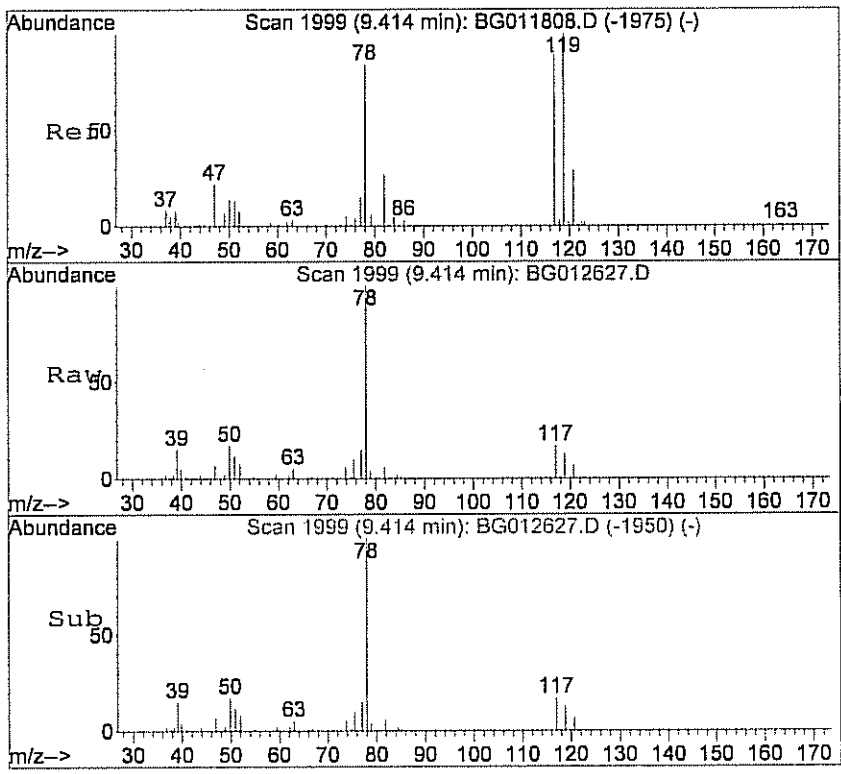

#34
Benzene
Concen: 0.38 ppb
RT: 9.41 min Scan# 1999
Delta R.T. 0.01 min
Lab File: BG012627.D
Acq: 27 Jan 2011 2:50 am

Tgt Ion: 78 Resp: 26342

Ion	Ratio	Lower	Upper
78	100		
77	23.6	2.4	42.4
51	18.0	0.0	38.9

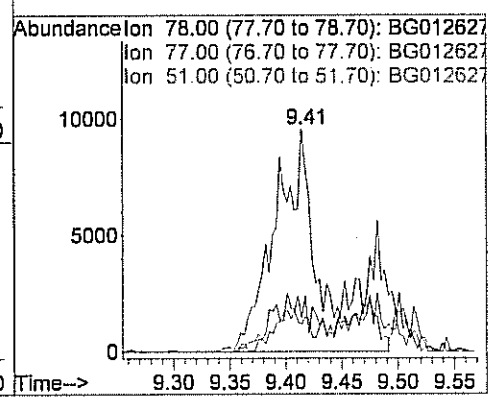

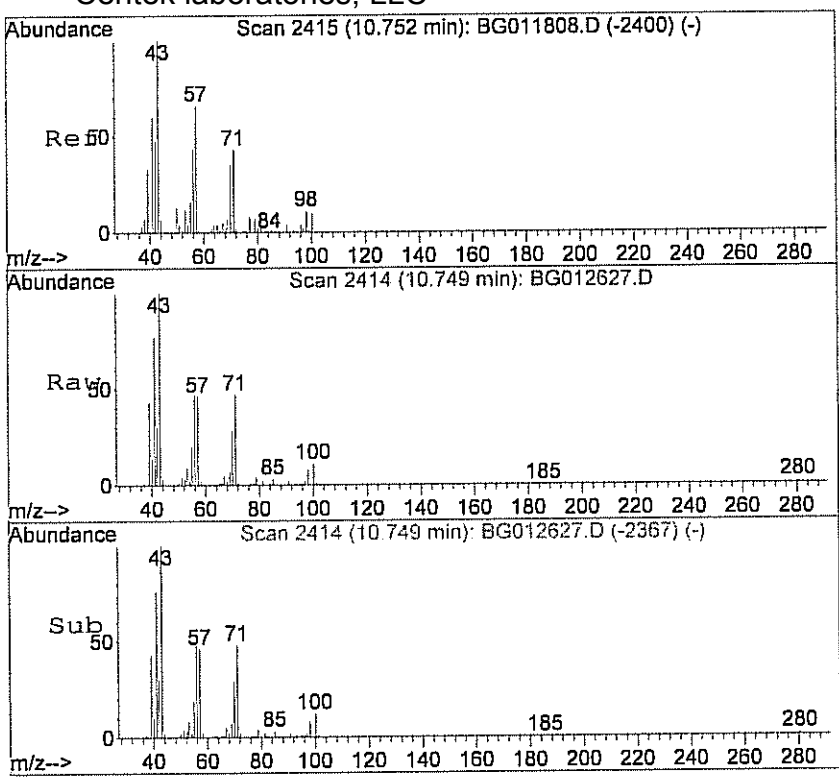

#37
Heptane
Concen: 2.26 ppb
RT: 10.75 min Scan# 2414
Delta R.T. -0.00 min
Lab File: BG012627.D
Acq: 27 Jan 2011 2:50 am

Tgt Ion: 43 Resp: 57479

Ion	Ratio	Lower	Upper
43	100		
57	57.9	40.1	80.1
71	63.0	41.4	81.4

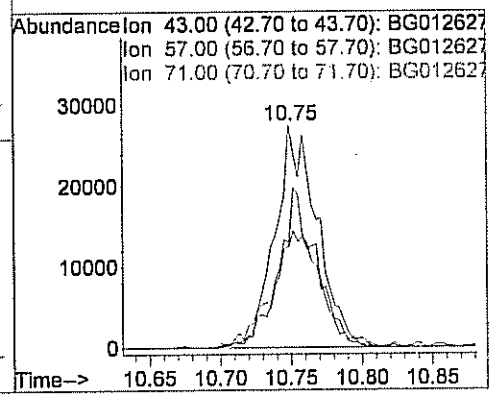

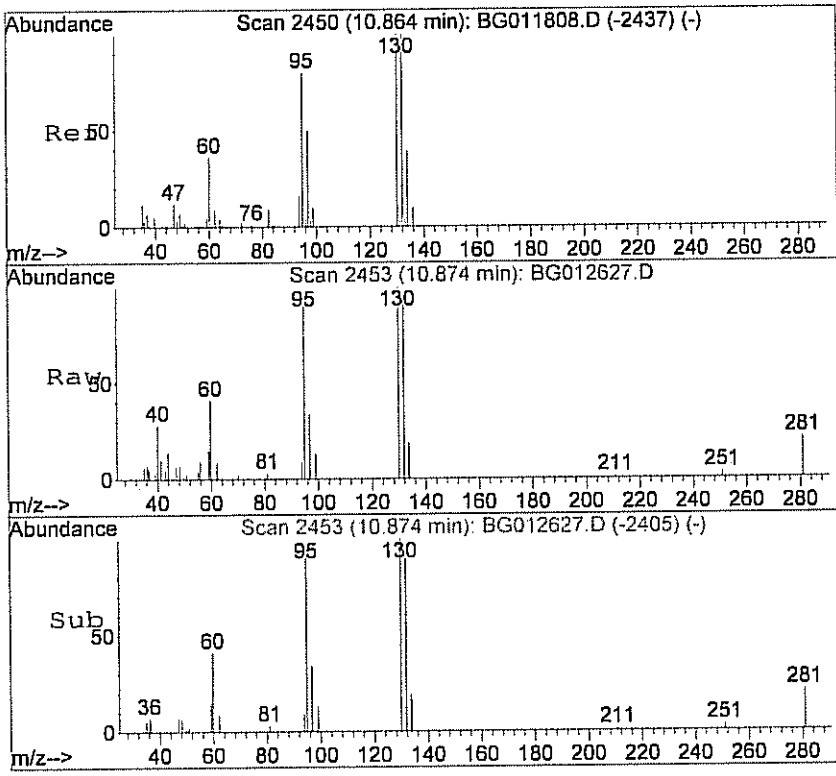

#38
Trichloroethene
Concen: 0.13 ppb m
RT: 10.87 min Scan# 2453
Delta R.T. 0.00 min
Lab File: BG012627.D
Acq: 27 Jan 2011 2:50 am

Tgt Ion:130 Resp: 5201

Ion	Ratio	Lower	Upper
130	100		
132	41.8	63.9	103.9#
95	107.2	53.8	93.8#

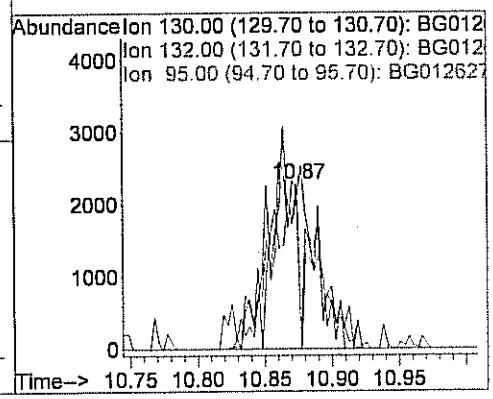

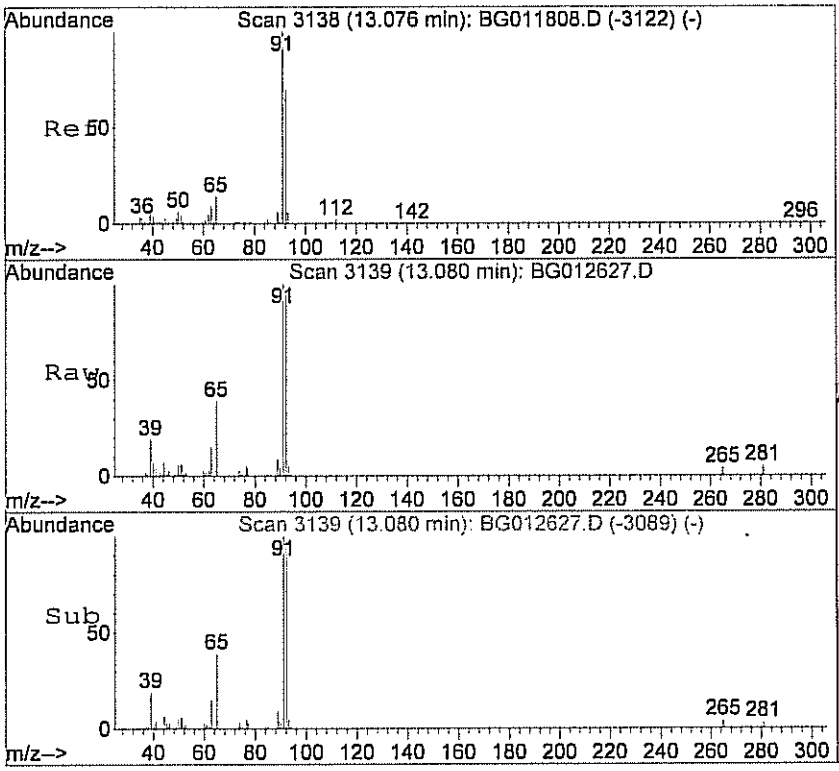

#45
Toluene
Concen: 0.90 ppb
RT: 13.08 min Scan# 3139
Delta R.T. 0.01 min
Lab File: BG012627.D
Acq: 27 Jan 2011 2:50 am

Tgt Ion: 92 Resp: 25778

Ion	Ratio	Lower	Upper
92	100		
91	166.0	121.5	161.5#

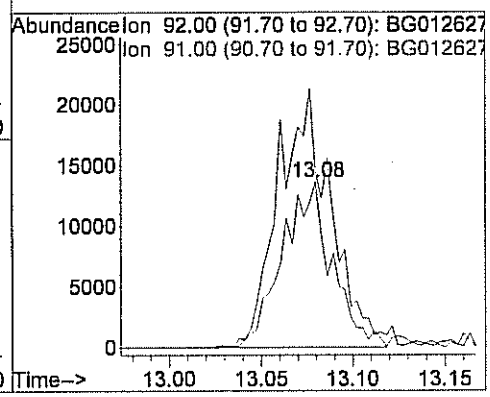

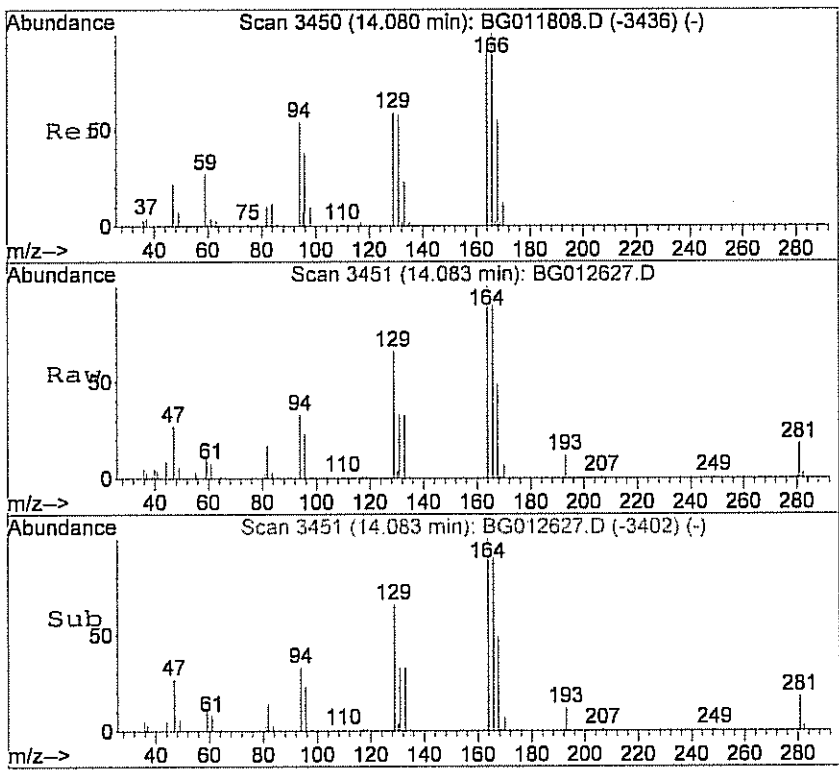

#50
Tetrachloroethylene
Concen: 0.34 ppb
RT: 14.08 min Scan# 3451
Delta R.T. 0.01 min
Lab File: BG012627.D
Acq: 27 Jan 2011 2:50 am

Tgt Ion:164 Resp: 11205

Ion	Ratio	Lower	Upper
164	100		
166	124.4	110.1	150.1

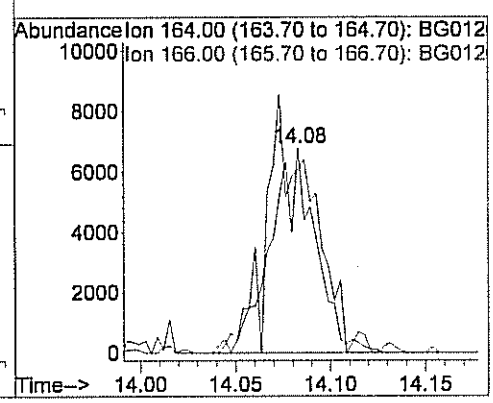

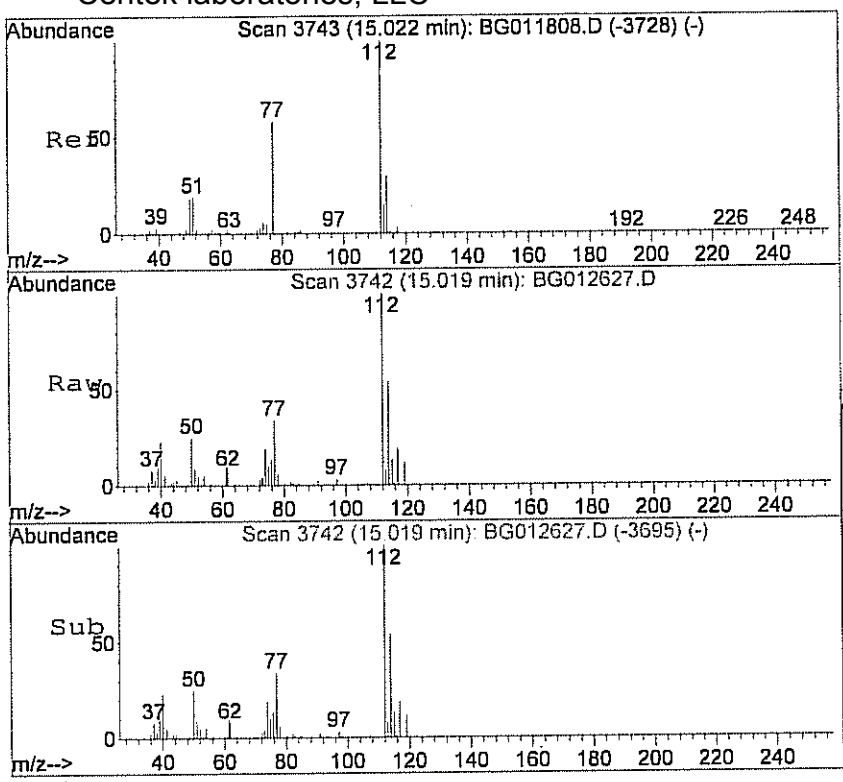

#51
Chlorobenzene
Concen: 0.22 ppb
RT: 15.02 min Scan# 3742
Delta R.T. -0.00 min
Lab File: BG012627.D
Acq: 27 Jan 2011 2:50 am

Tgt Ion:112	Resp:	9403	
Ion	Ratio	Lower	Upper
112	100		
77	59.3	24.7	64.7
114	39.3	8.8	48.8

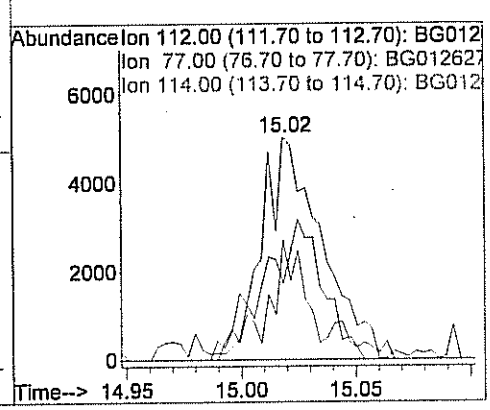

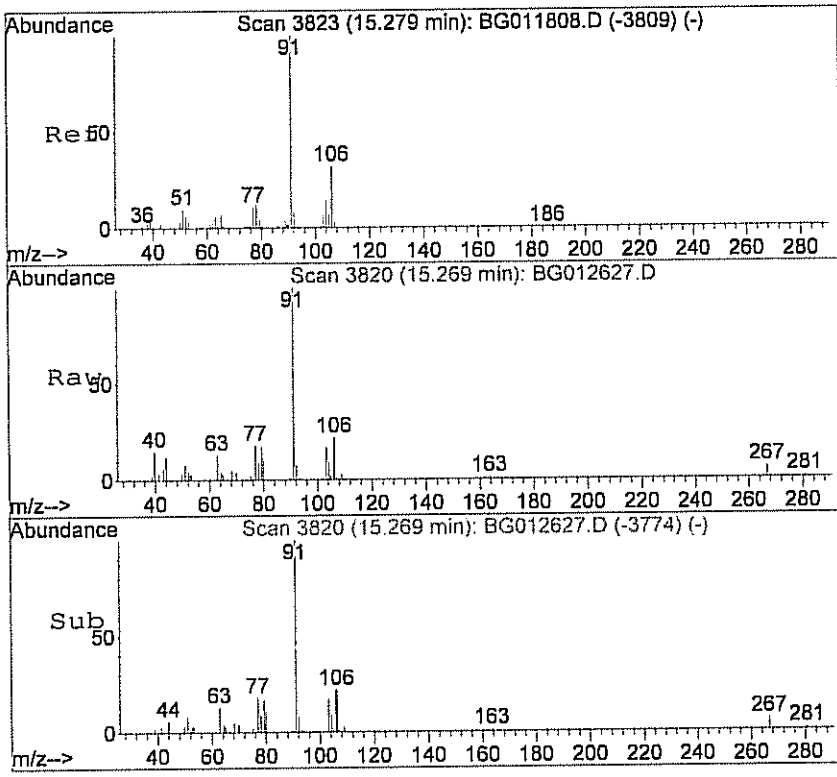

#52
Ethylbenzene
Concen: 0.19 ppb
RT: 15.27 min Scan# 3820
Delta R.T. -0.00 min
Lab File: BG012627.D
Acq: 27 Jan 2011 2:50 am

Tgt Ion: 91	Resp:	8347	
Ion	Ratio	Lower	Upper
91	100		
106	39.6	21.0	61.0

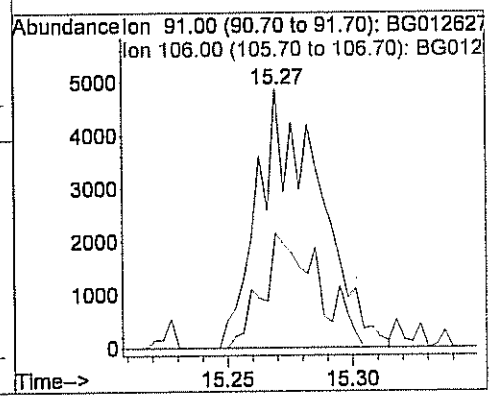

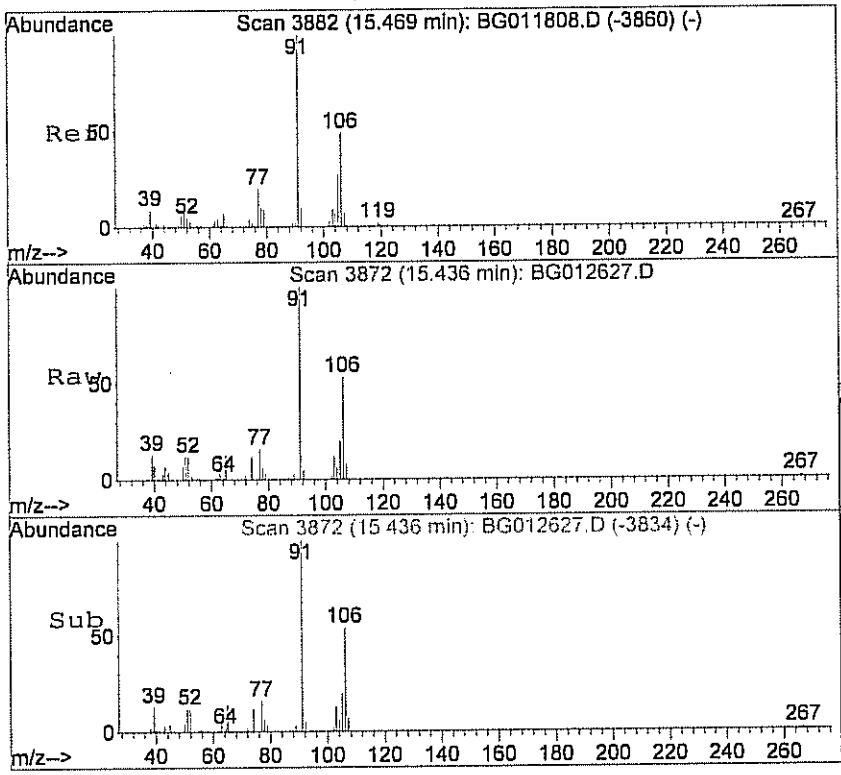

#53
m&p-xylene
Concen: 0.42 ppb
RT: 15.44 min Scan# 3872
Delta R.T. -0.03 min
Lab File: BG012627.D
Acq: 27 Jan 2011 2:50 am

Tgt Ion: 91 Resp: 17441

Ion	Ratio	Lower	Upper
91	100		
106	59.8	34.5	74.5

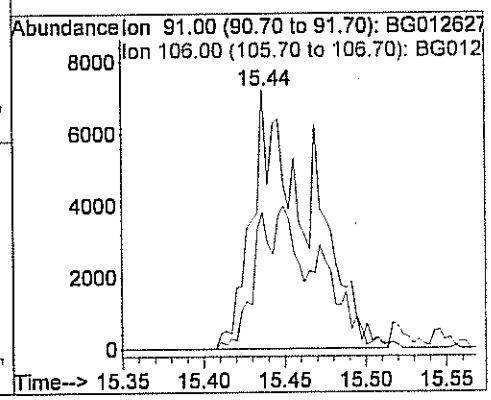

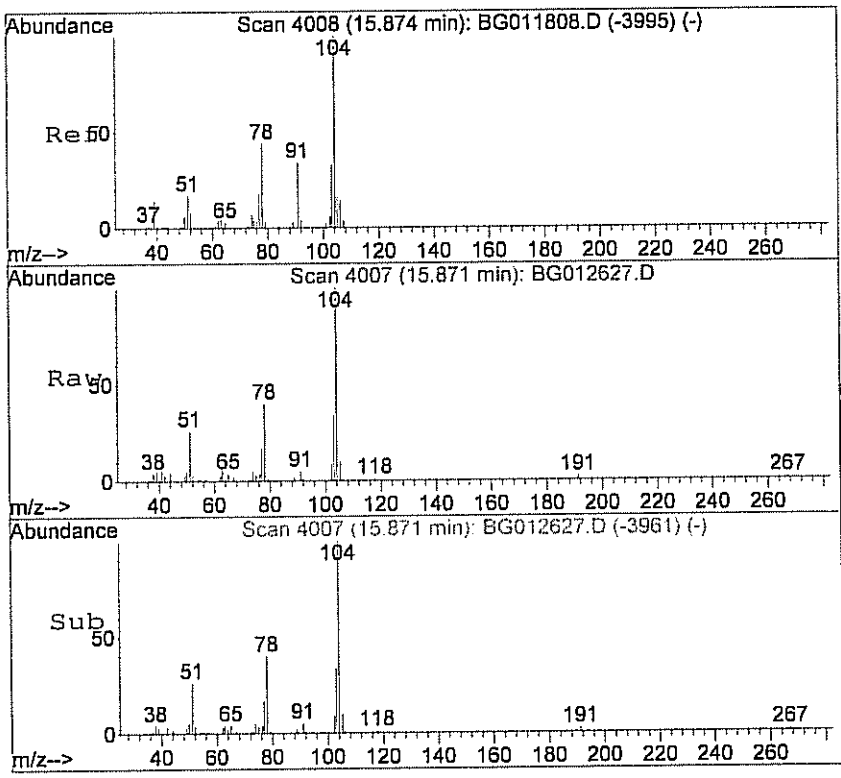

#54
Styrene
Concen: 0.84 ppb
RT: 15.87 min Scan# 4007
Delta R.T. -0.00 min
Lab File: BG012627.D
Acq: 27 Jan 2011 2:50 am

Tgt Ion:104 Resp: 21726

Ion	Ratio	Lower	Upper
104	100		
78	47.3	13.1	53.1

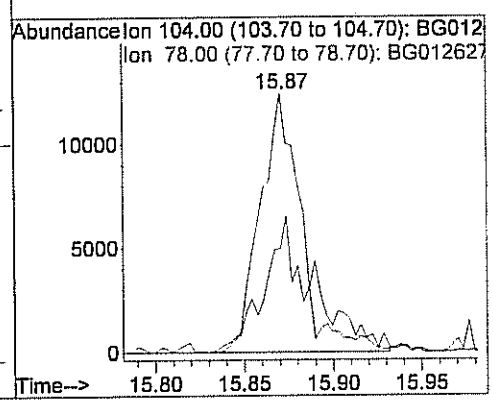

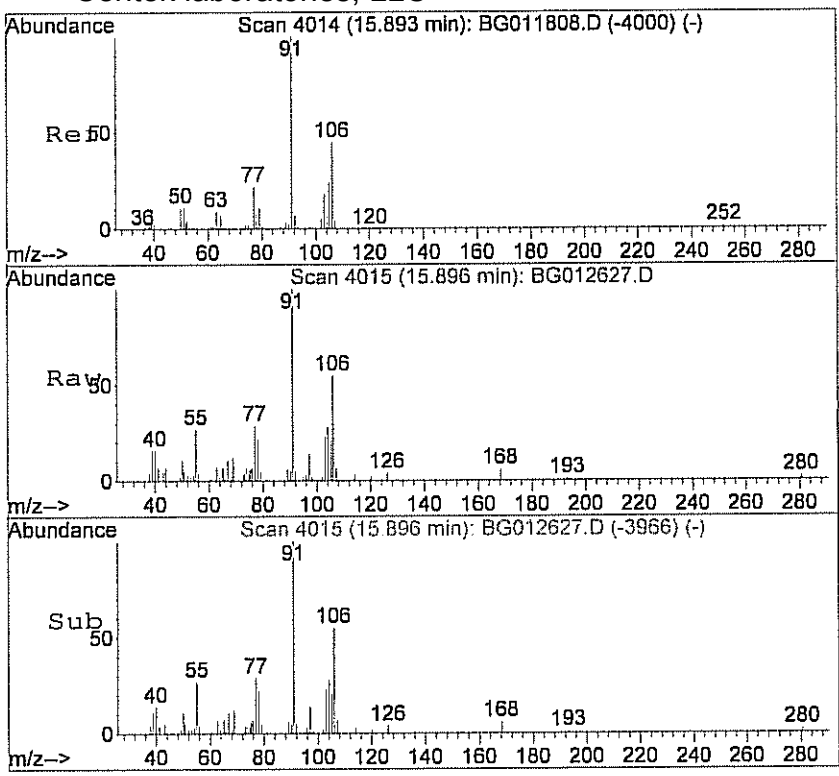

#56
o-xylene
Concen: 0.21 ppb
RT: 15.90 min Scan# 4015
Delta R.T. 0.01 min
Lab File: BG012627.D
Acq: 27 Jan 2011 2:50 am

Tgt Ion: 91 Resp: 9301

Ion	Ratio	Lower	Upper
91	100		
106	51.0	30.8	70.8

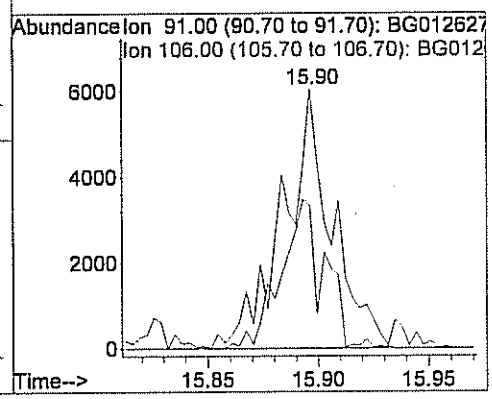

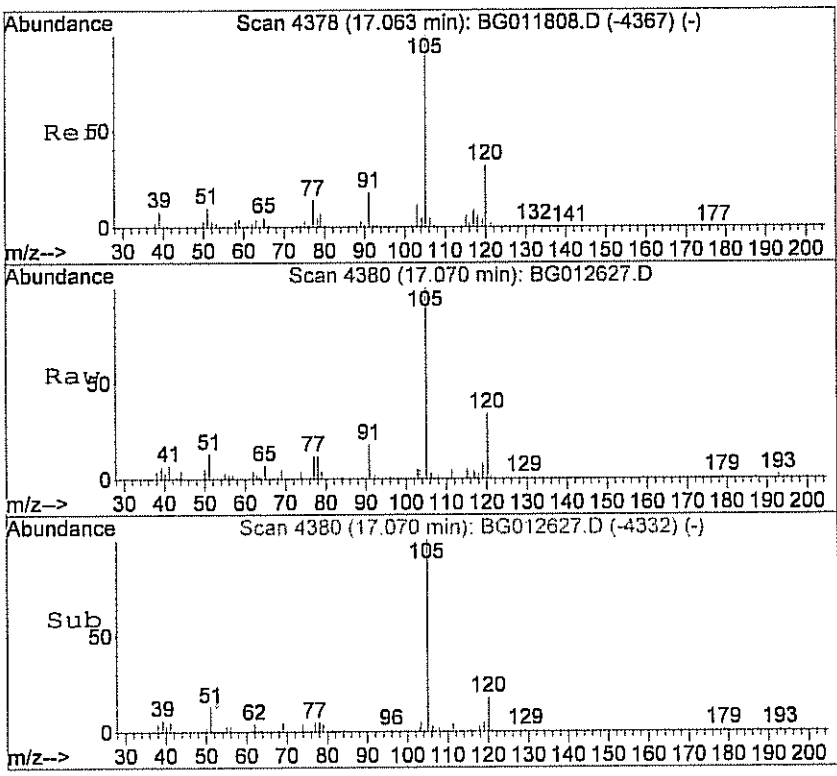

#59
4-ethyltoluene
Concen: 0.33 ppb
RT: 17.07 min Scan# 4380
Delta R.T. 0.00 min
Lab File: BG012627.D
Acq: 27 Jan 2011 2:50 am

Tgt Ion:105 Resp: 16195

Ion	Ratio	Lower	Upper
105	100		
120	36.7	8.0	48.0

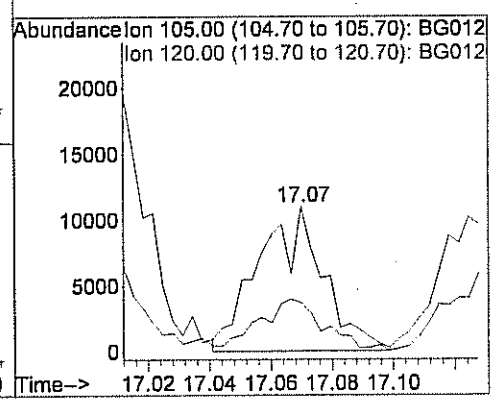

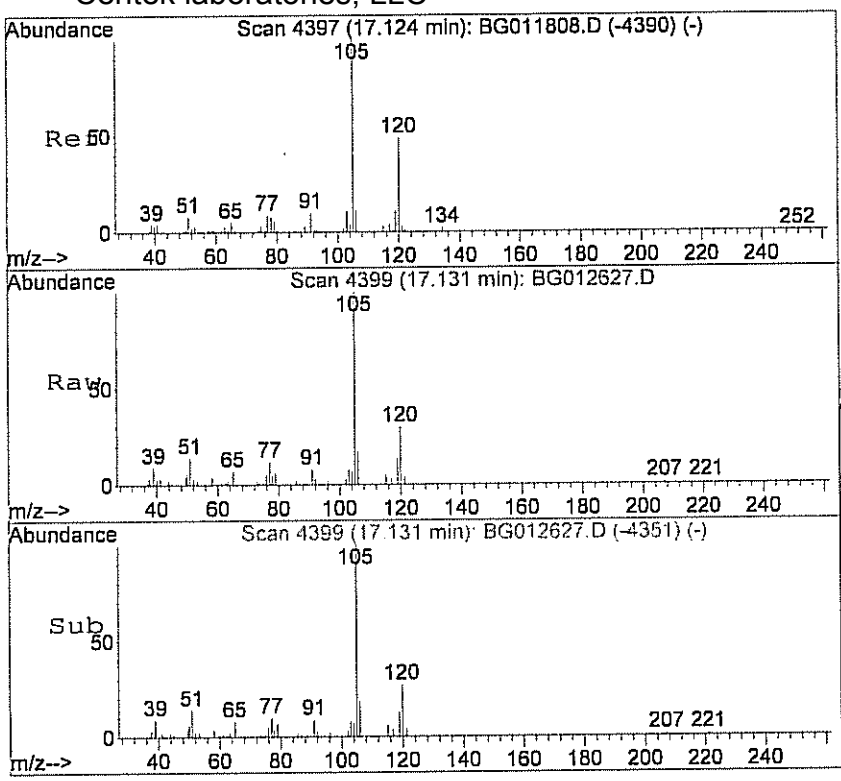

#60
1,3,5-trimethylbenzene
Concen: 0.45 ppb
RT: 17.13 min Scan# 4399
Delta R.T. 0.00 min
Lab File: BG012627.D
Acq: 27 Jan 2011 2:50 am

Tgt Ion:105 Resp: 18359

Ion	Ratio	Lower	Upper
105	100		
120	43.7	27.9	67.9

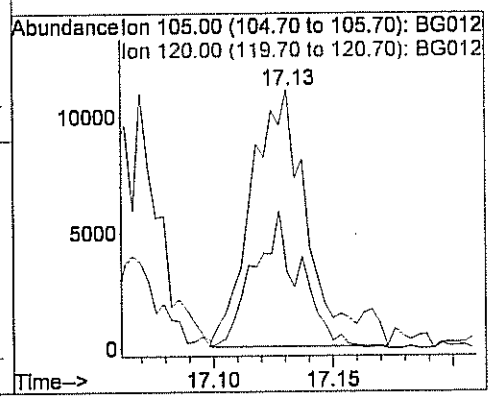

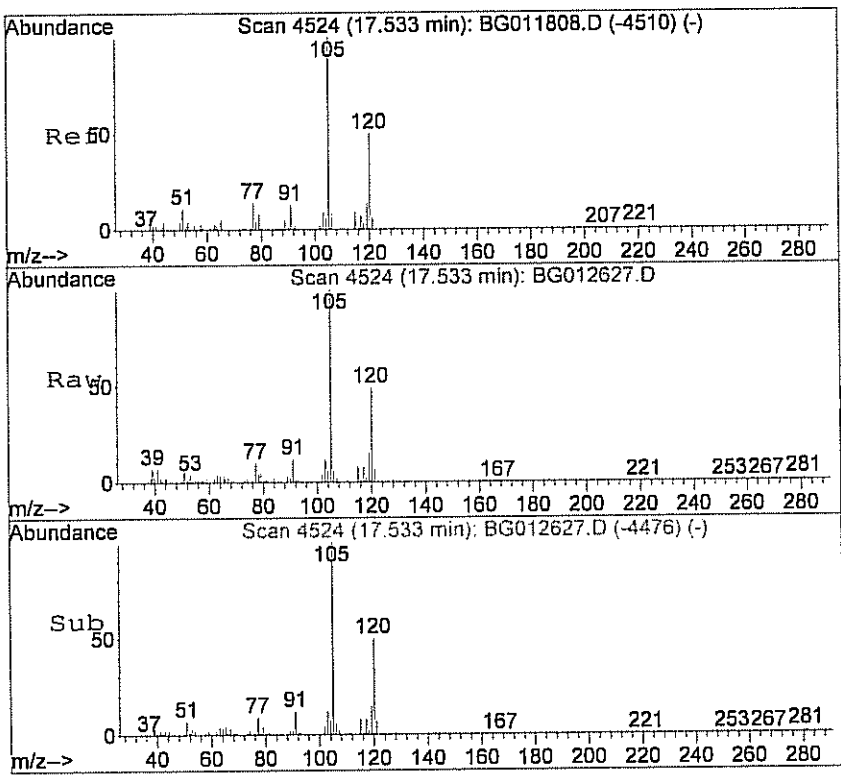

#61
1,2,4-trimethylbenzene
Concen: 1.84 ppb
RT: 17.53 min Scan# 4524
Delta R.T. 0.00 min
Lab File: BG012627.D
Acq: 27 Jan 2011 2:50 am

Tgt Ion:105 Resp: 49250

Ion	Ratio	Lower	Upper
105	100		
120	50.7	52.0	92.0#

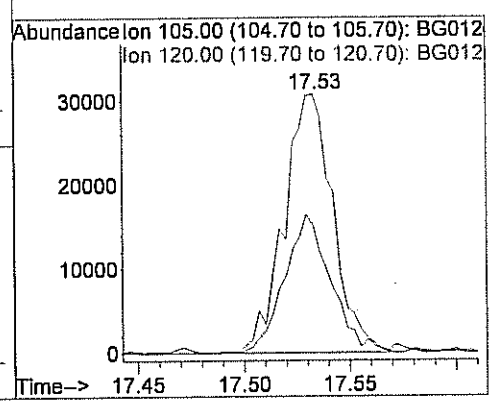

Quantitation Report (QT Reviewed)

Data File : C:\MSDCHEM\1\DATA\BG012628.D
Acq On : 27 Jan 2011 3:24 am
Sample : C1101036-007A 10X
Misc : 1ugm3 & 0.25TCE,CT,VNCL Sample
MS Integration Params: RTEINT.P
Quant Time: Feb 01 14:29:56 2011

Vial: 22
Operator: LL
Inst : MSD #2
Multiplr: 1.00

Quant Results File: B118_1UG.RES

Quant Method : C:\MSDCHEM\1\METHODS\B118_1UG.M (RTE Integrator)
Title : TO-15 VOA Standards for 5 point calibration
Last Update : Wed Jan 26 14:01:48 2011
Response via : Initial Calibration
DataAcq Meth : B118_1UG

Internal Standards	R.T.	QIon	Response	Conc	Units		Dev(Min)
1) Bromochloromethane	7.88	128	16577	1.00	ppb		0.01
30) 1,4-difluorobenzene	10.19	114	36741	1.00	ppb		0.00
44) Chlorobenzene-d5	14.97	117	36095	1.00	ppb		0.00
System Monitoring Compounds							
57) Bromofluorobenzene	16.51	95	15762	0.82	ppb		0.00
Spiked Amount 1.000	Range 70 - 130		Recovery = 82.00%				
Target Compounds							Qvalue
12) Acetone	4.73	58	5401m	0.49	ppb		
13) Isopropyl alcohol	4.74	45	146078m	7.23	ppb		
16) Methylene chloride	5.36	84	15176	0.60	ppb	#	82
32) Cyclohexane	9.48	56	8716	0.47	ppb	#	53
37) Heptane	10.75	43	3755	0.19	ppb		84

I.L. ↓

(#) = qualifier out of range (m) = manual integration (+) = signals summed

Quantitation Report (QT Reviewed)

Data File : C:\MSDCHEM\1\DATA\BG012628.D
Acq On : 27 Jan 2011 3:24 am
Sample : C1101036-007A 10X
Misc : 1ugm3 & 0.25TCE,CT,VNCL Sample
MS Integration Params: RTEINT.P
Quant Time: Feb 1 14:32 2011

Vial: 22
Operator: LL
Inst : MSD #2
Multiplr: 1.00

Quant Results File: B118_1UG.RES

Method : C:\MSDCHEM\1\METHODS\B118_1UG.M (RTE Integrator)
Title : TO-15 VOA Standards for 5 point calibration
Last Update : Tue Feb 01 16:05:43 2011
Response via : Initial Calibration

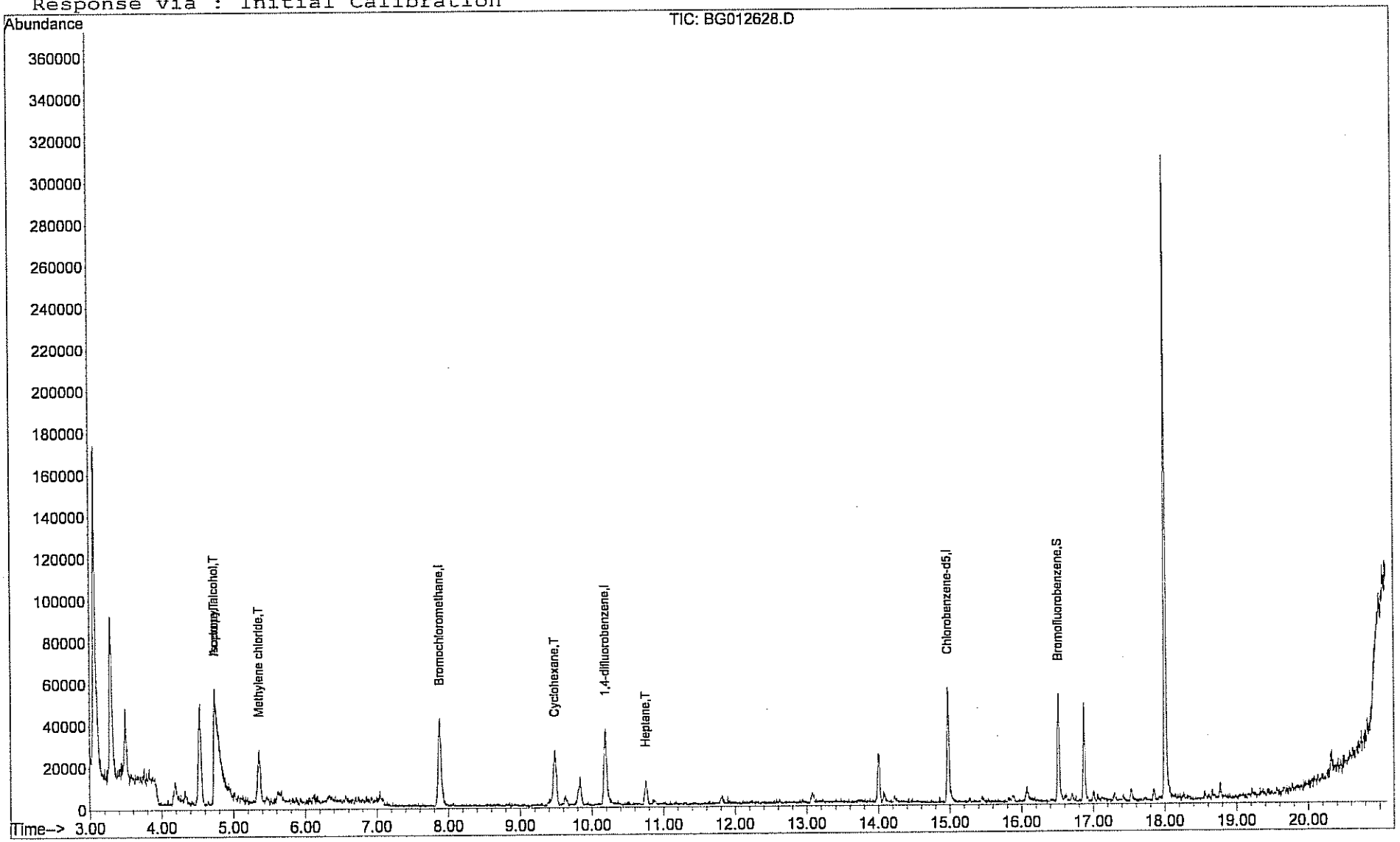

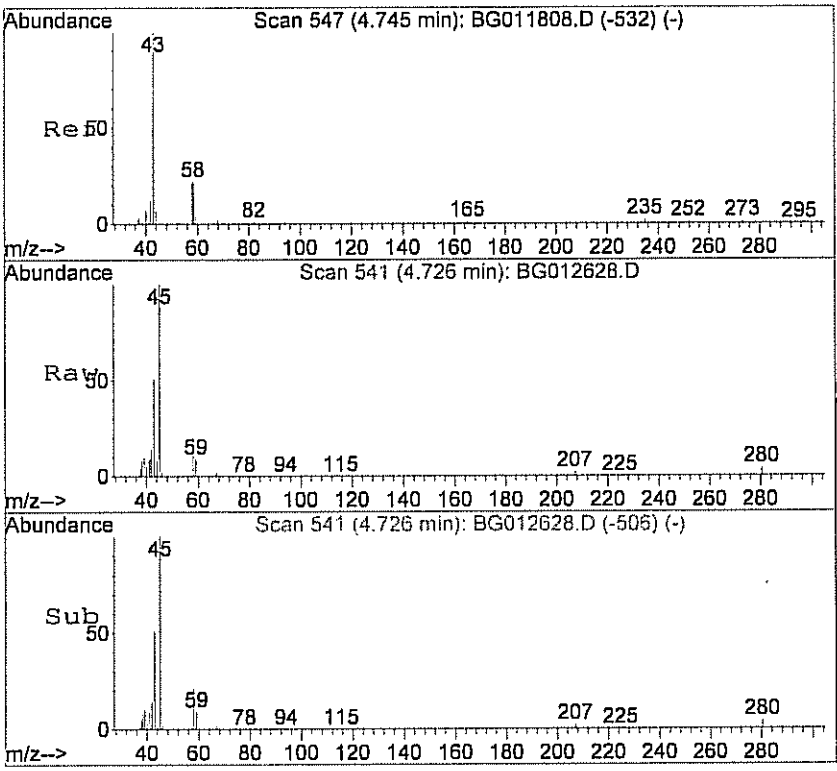

#12
Acetone
Concen: 0.49 ppb m
RT: 4.73 min Scan# 541
Delta R.T. -0.04 min
Lab File: BG012628.D
Acq: 27 Jan 2011 3:24 am

Tgt Ion: 58 Resp: 5401

Ion	Ratio	Lower	Upper
58	100		
43	0.0	148.4	208.4#

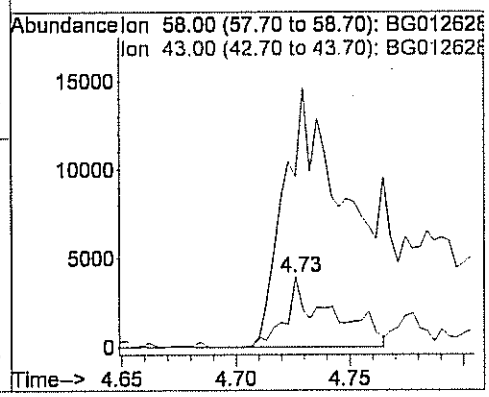

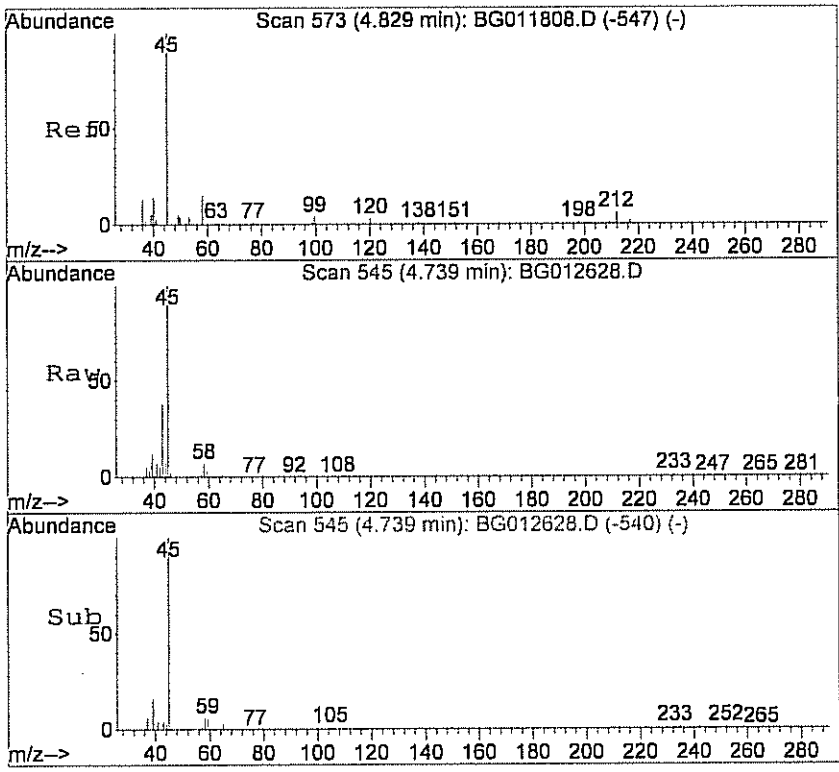

#13
Isopropyl alcohol
Concen: 7.23 ppb m
RT: 4.74 min Scan# 545
Delta R.T. -0.14 min
Lab File: BG012628.D
Acq: 27 Jan 2011 3:24 am

Tgt Ion: 45 Resp: 146078

Ion	Ratio	Lower	Upper
45	100		
43	0.0	6.2	46.2#

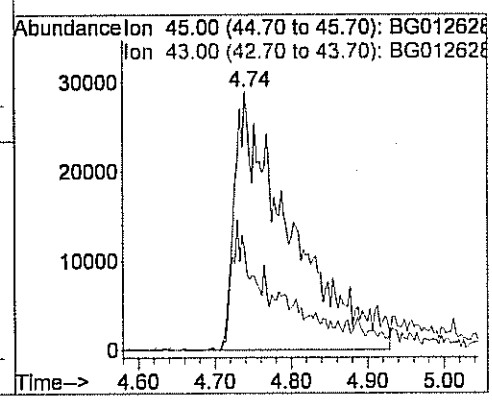

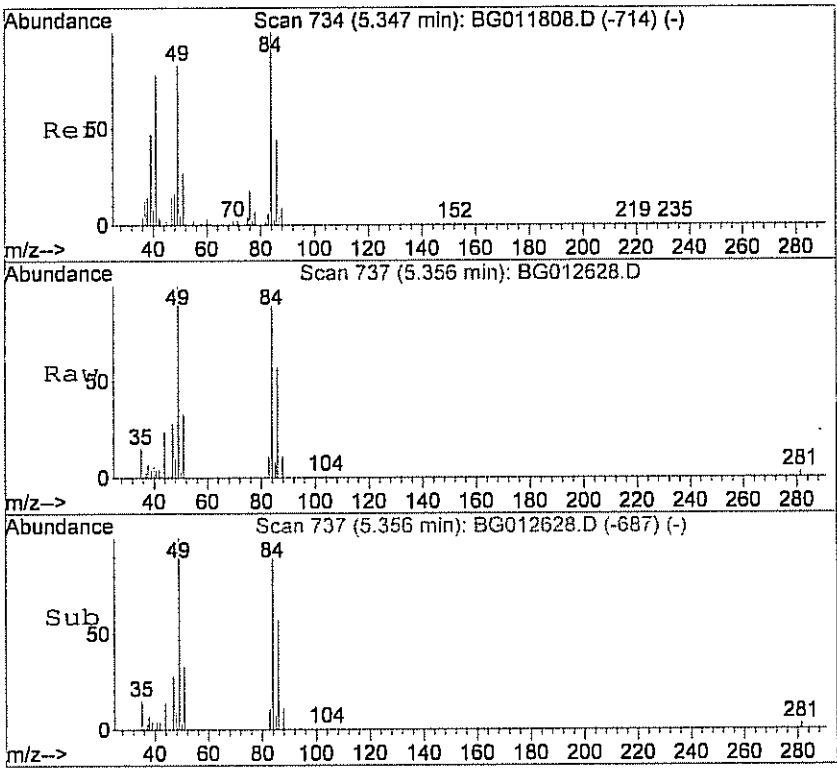

#16
Methylene chloride
Concen: 0.60 ppb
RT: 5.36 min Scan# 737
Delta R.T. 0.01 min
Lab File: BG012628.D
Acq: 27 Jan 2011 3:24 am

Tgt Ion: 84 Resp: 15176

Ion	Ratio	Lower	Upper
84	100		
49	123.5	82.7	122.7#
86	65.0	35.7	75.7

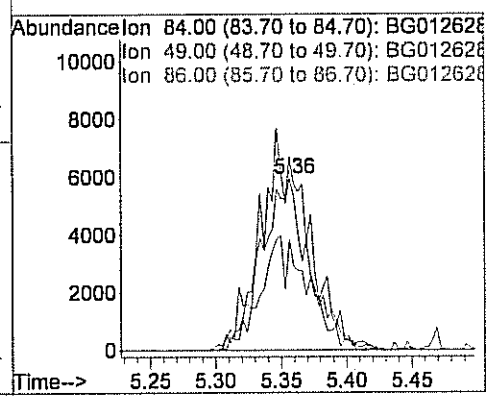

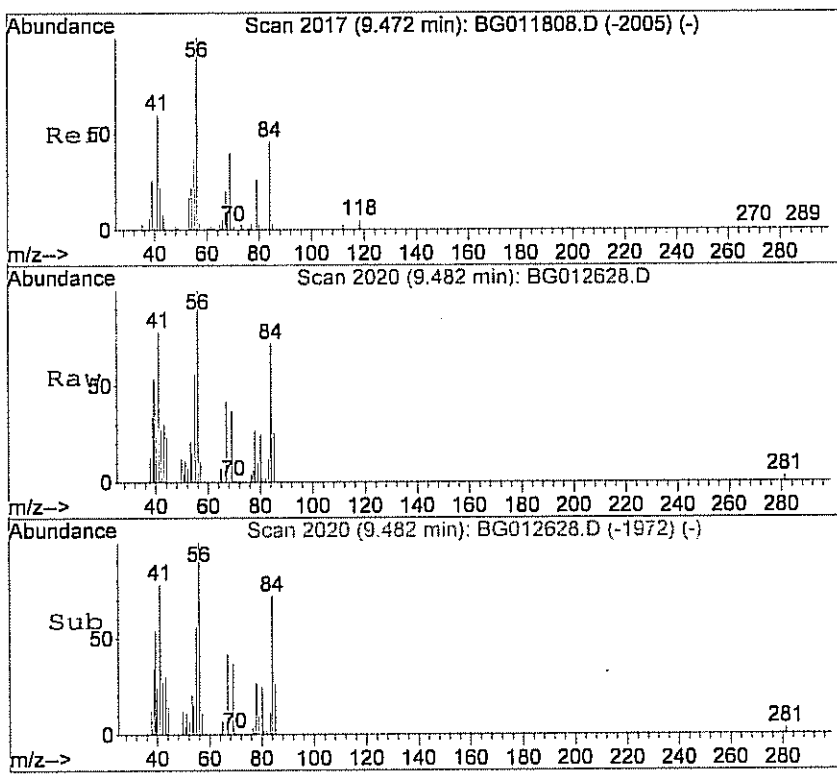

#32
Cyclohexane
Concen: 0.47 ppb
RT: 9.48 min Scan# 2020
Delta R.T. 0.00 min
Lab File: BG012628.D
Acq: 27 Jan 2011 3:24 am

Tgt Ion: 56 Resp: 8716

Ion	Ratio	Lower	Upper
56	100		
41	102.5	40.6	80.6#
84	77.4	31.3	71.3#

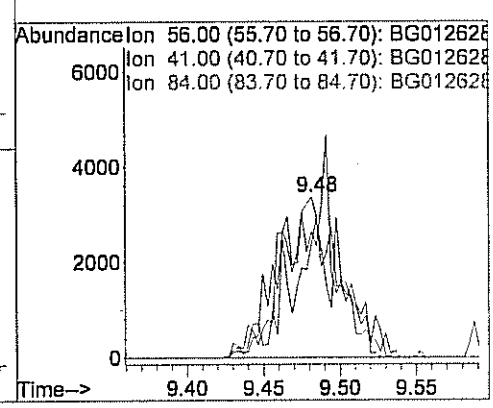

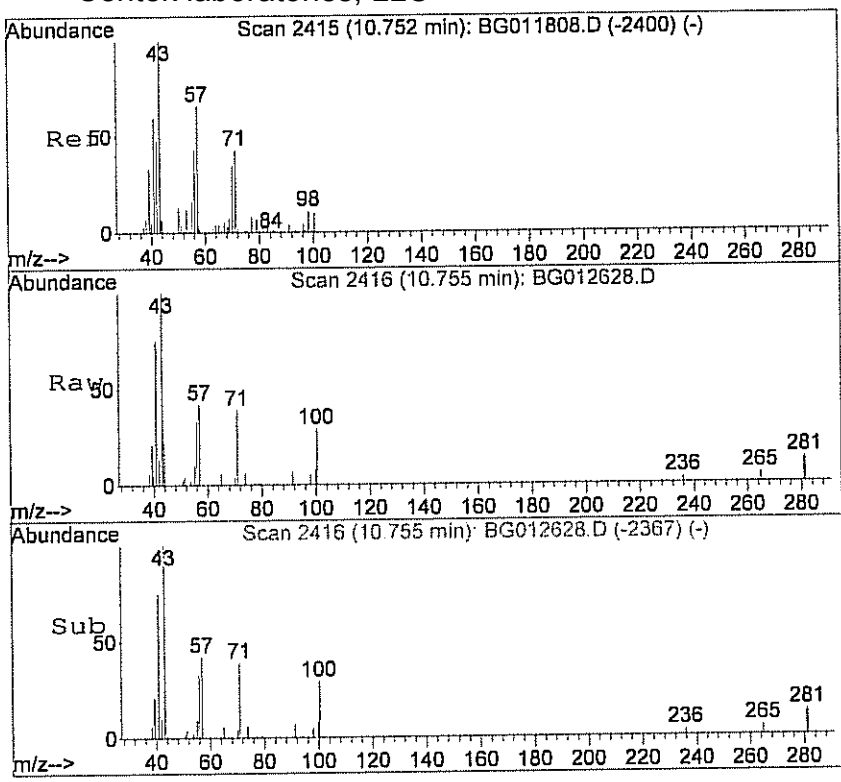

#37
Heptane
Concen: 0.19 ppb
RT: 10.75 min Scan# 2416
Delta R.T. 0.01 min
Lab File: BG012628.D
Acq: 27 Jan 2011 3:24 am

Tgt Ion: 43 Resp: 3755

Ion	Ratio	Lower	Upper
43	100		
57	41.9	40.1	80.1
71	68.1	41.4	81.4

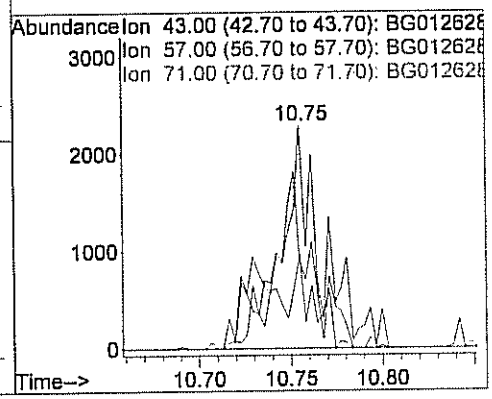

Quantitation Report (QT Reviewed)

Data File : C:\MSDCHEM\1\DATA\BG012738.D Vial: 22
Acq On : 28 Jan 2011 9:39 am Operator: LL
Sample : C1101036-007A 40X Inst : MSD #2
Misc : 1ugm3 & 0.25TCE,CT,VNCL Sample Multiplr: 1.00
MS Integration Params: RTEINT.P
Quant Time: Feb 01 14:33:22 2011 Quant Results File: B118_1UG.RES

Quant Method : C:\MSDCHEM\1\METHODS\B118_1UG.M (RTE Integrator)
Title : TO-15 VOA Standards for 5 point calibration
Last Update : Wed Jan 26 14:01:48 2011
Response via : Initial Calibration
DataAcq Meth : B118_1UG

Internal Standards	R.T.	QIon	Response	Conc	Units		Dev(Min)
1) Bromochloromethane	7.88	128	16040	1.00	ppb		0.00
30) 1,4-difluorobenzene	10.19	114	32657	1.00	ppb		0.00
44) Chlorobenzene-d5	14.97	117	34875	1.00	ppb		0.00
System Monitoring Compounds							
57) Bromofluorobenzene	16.51	95	15519	0.83	ppb		0.00
Spiked Amount 1.000	Range 70 - 130		Recovery = 83.00%				
Target Compounds							Qvalue
13) Isopropyl alcohol	4.81	45	43747	2.24	ppb		96
16) Methylene chloride	5.36	84	5982	0.24	ppb		86
32) Cyclohexane	9.48	56	2577	0.16	ppb	#	55

(#) = qualifier out of range (m) = manual integration (+) = signals summed

Quantitation Report (QT Reviewed)

Data File : C:\MSDCHEM\1\DATA\BG012738.D
Acq On : 28 Jan 2011 9:39 am
Sample : C1101036-007A 40X
Misc : 1ugm3 & 0.25TCE,CT,VNCL Sample
MS Integration Params: RTEINT.P
Quant Time: Feb 1 14:35 2011

Vial: 22
Operator: LL
Inst : MSD #2
Multiplr: 1.00

Quant Results File: B118_1UG.RES

Method : C:\MSDCHEM\1\METHODS\B118_1UG.M (RTE Integrator)
Title : TO-15 VOA Standards for 5 point calibration
Last Update : Tue Feb 01 16:05:43 2011
Response via : Initial Calibration

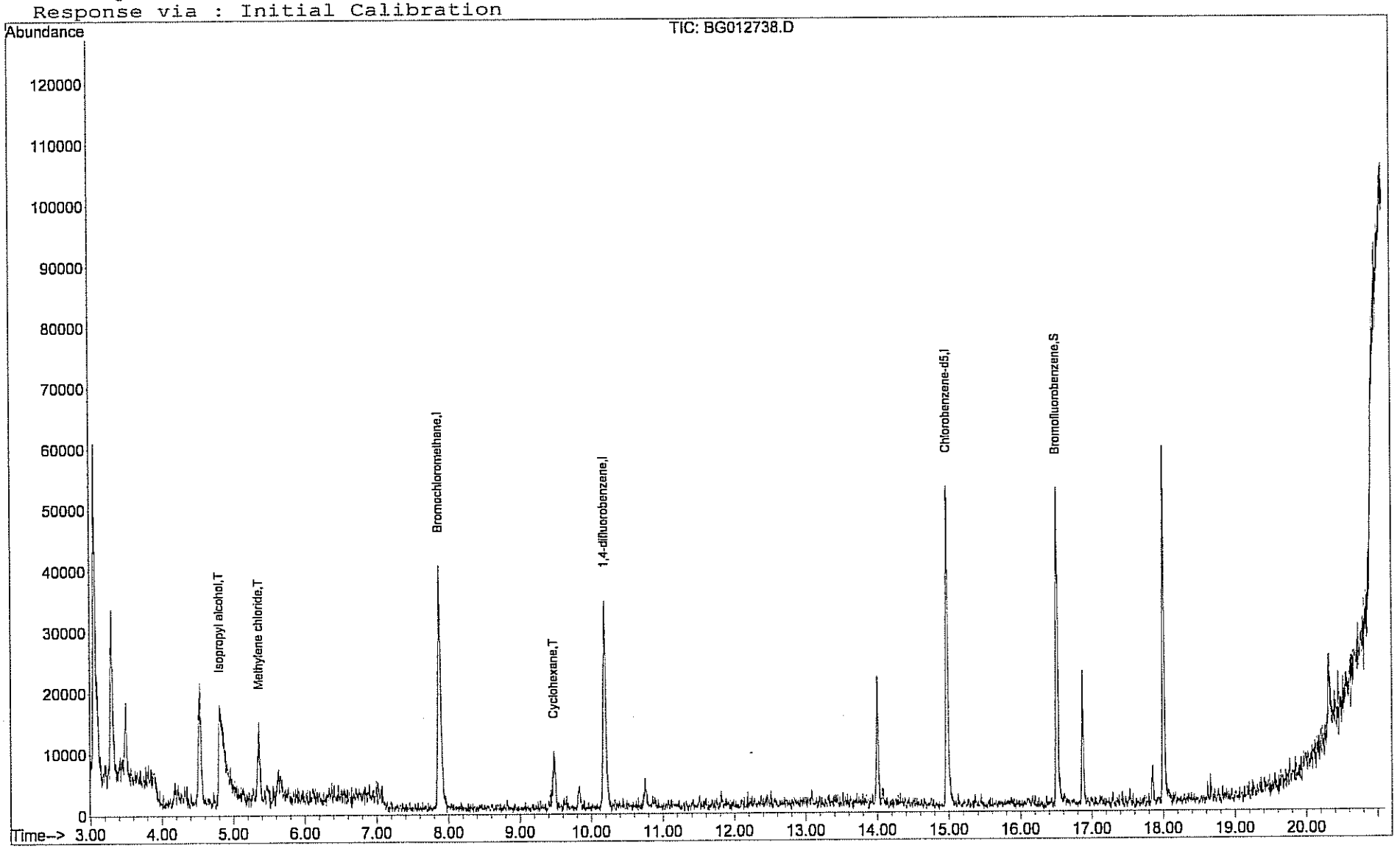

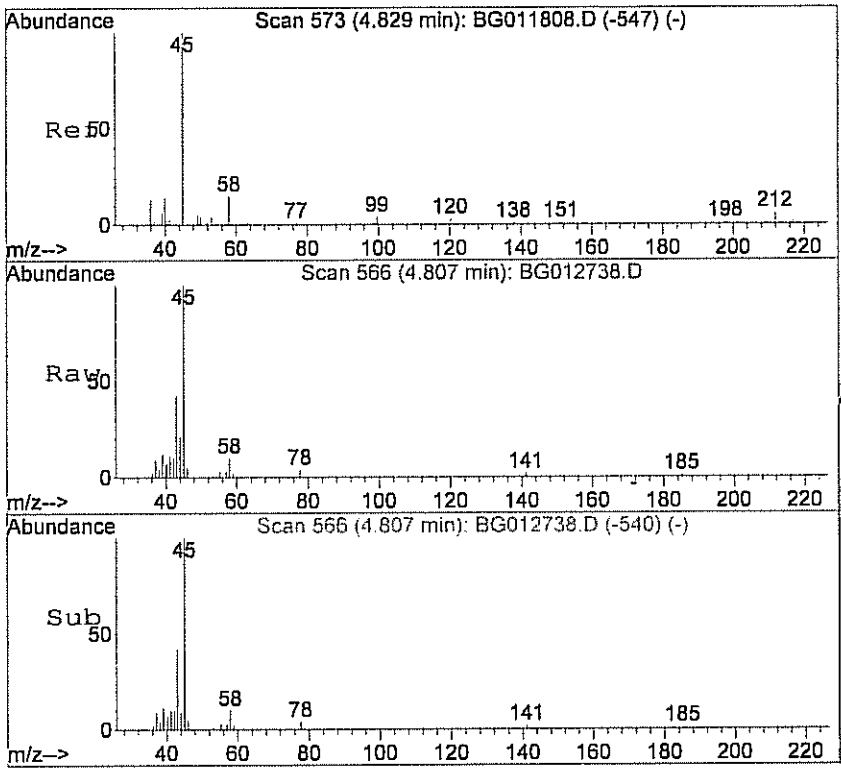

#13
Isopropyl alcohol
Concen: 2.24 ppb
RT: 4.81 min Scan# 566
Delta R.T. -0.07 min
Lab File: BG012738.D
Acq: 28 Jan 2011 9:39 am

Tgt Ion: 45 Resp: 43747

Ion	Ratio	Lower	Upper
45	100		
43	28.3	6.2	46.2

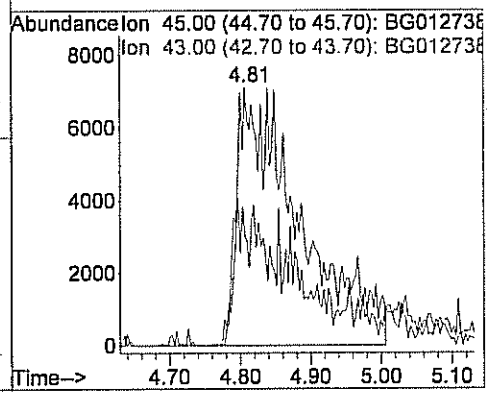

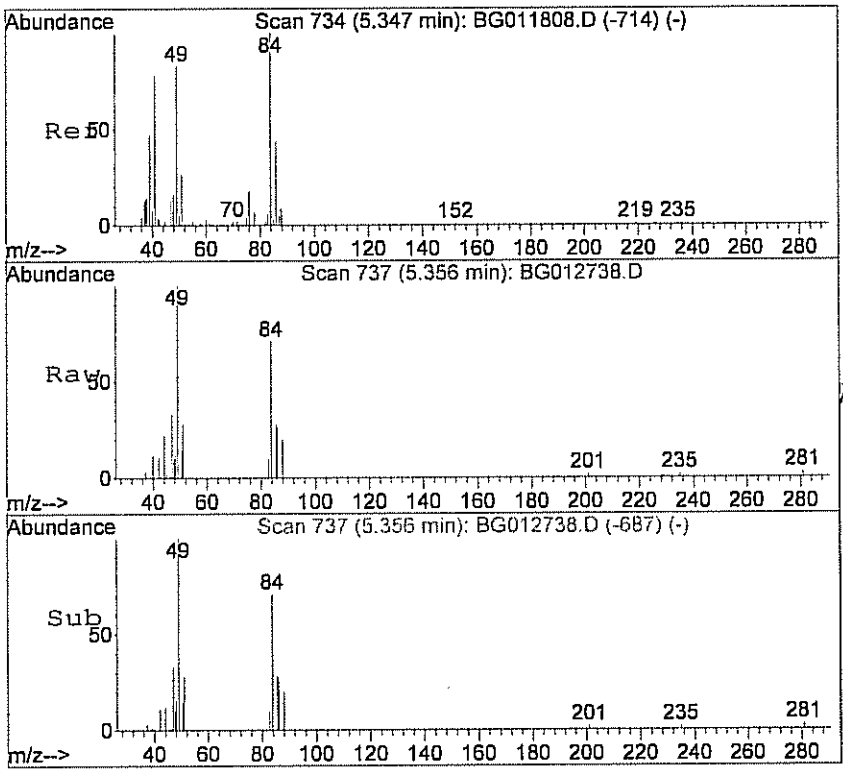

#16
Methylene chloride
Concen: 0.24 ppb
RT: 5.36 min Scan# 737
Delta R.T. 0.01 min
Lab File: BG012738.D
Acq: 28 Jan 2011 9:39 am

Tgt Ion: 84 Resp: 5982

Ion	Ratio	Lower	Upper
84	100		
49	119.2	82.7	122.7
86	62.3	35.7	75.7

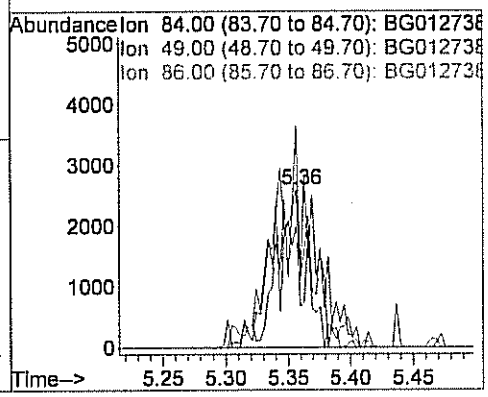

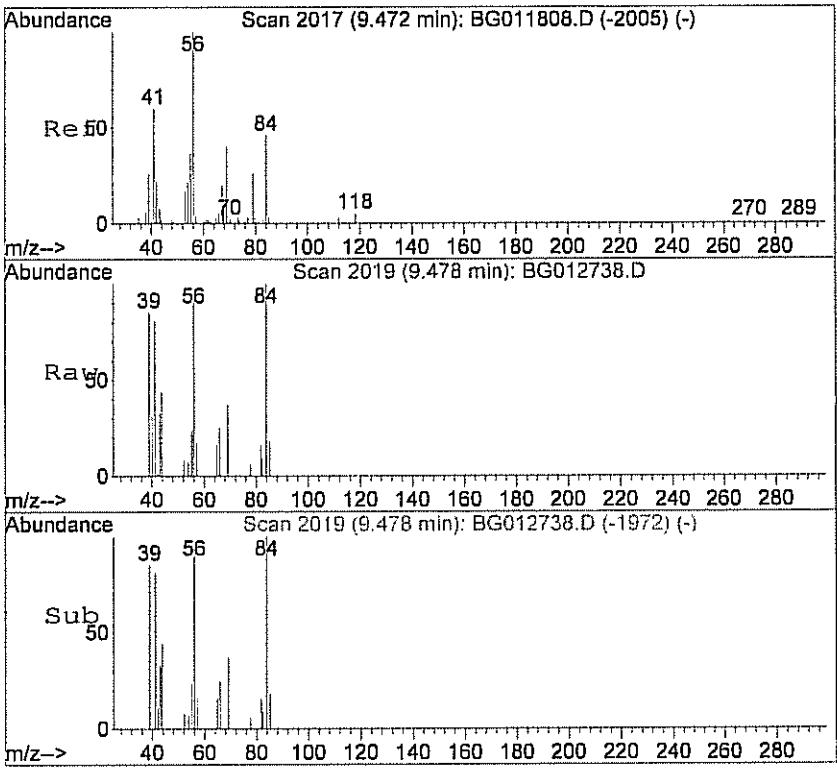

#32
Cyclohexane
Concen: 0.16 ppb
RT: 9.48 min Scan# 2019
Delta R.T. -0.00 min
Lab File: BG012738.D
Acq: 28 Jan 2011 9:39 am

Tgt Ion: 56 Resp: 2577

Ion	Ratio	Lower	Upper
56	100		
41	102.9	40.6	80.6#
84	73.7	31.3	71.3#

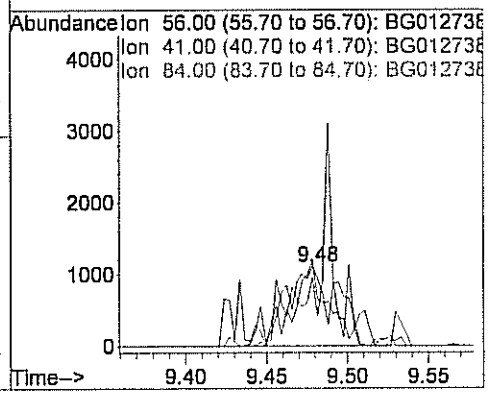

Centek Laboratories, LLC

Date: *24-Feb-11*

CLIENT:	Arcadis	**Client Sample ID:**	SS-VMP 1B
Lab Order:	C1101036	**Tag Number:**	131,255
Project:	Lockheed Martin NJ001014.0001	**Collection Date:**	1/25/2011
Lab ID:	C1101036-008A	**Matrix:**	

Analyses	Result	**Limit	Qual	Units	DF	Date Analyzed
FIELD PARAMETERS		FLD				Analyst:
Lab Vacuum In	-5			"Hg		1/26/2011
Lab Vacuum Out	-30			"Hg		1/26/2011
1UG/M3 BY METHOD TO15		TO-15				Analyst: LL
1,1,1-Trichloroethane	< 0.15	0.15		ppbV	1	1/27/2011 7:12:00 PM
1,1,2,2-Tetrachloroethane	< 0.15	0.15		ppbV	1	1/27/2011 7:12:00 PM
1,1,2-Trichloroethane	< 0.15	0.15		ppbV	1	1/27/2011 7:12:00 PM
1,1-Dichloroethane	< 0.15	0.15		ppbV	1	1/27/2011 7:12:00 PM
1,1-Dichloroethene	< 0.15	0.15		ppbV	1	1/27/2011 7:12:00 PM
1,2,4-Trichlorobenzene	< 0.15	0.15		ppbV	1	1/27/2011 7:12:00 PM
1,2,4-Trimethylbenzene	1.5	0.15		ppbV	1	1/27/2011 7:12:00 PM
1,2-Dibromoethane	< 0.15	0.15		ppbV	1	1/27/2011 7:12:00 PM
1,2-Dichlorobenzene	< 0.15	0.15		ppbV	1	1/27/2011 7:12:00 PM
1,2-Dichloroethane	< 0.15	0.15		ppbV	1	1/27/2011 7:12:00 PM
1,2-Dichloropropane	< 0.15	0.15		ppbV	1	1/27/2011 7:12:00 PM
1,3,5-Trimethylbenzene	0.32	0.15		ppbV	1	1/27/2011 7:12:00 PM
1,3-butadiene	< 0.15	0.15		ppbV	1	1/27/2011 7:12:00 PM
1,3-Dichlorobenzene	< 0.15	0.15		ppbV	1	1/27/2011 7:12:00 PM
1,4-Dichlorobenzene	0.12	0.15	J	ppbV	1	1/27/2011 7:12:00 PM
1,4-Dioxane	< 0.30	0.30		ppbV	1	1/27/2011 7:12:00 PM
2,2,4-trimethylpentane	< 0.15	0.15		ppbV	1	1/27/2011 7:12:00 PM
4-ethyltoluene	0.29	0.15		ppbV	1	1/27/2011 7:12:00 PM
Acetone	4.1	3.0		ppbV	10	1/28/2011 9:15:00 PM
Allyl chloride	< 0.15	0.15		ppbV	1	1/27/2011 7:12:00 PM
Benzene	0.41	0.15		ppbV	1	1/27/2011 7:12:00 PM
Benzyl chloride	< 0.15	0.15		ppbV	1	1/27/2011 7:12:00 PM
Bromodichloromethane	< 0.15	0.15		ppbV	1	1/27/2011 7:12:00 PM
Bromoform	< 0.15	0.15		ppbV	1	1/27/2011 7:12:00 PM
Bromomethane	< 0.15	0.15		ppbV	1	1/27/2011 7:12:00 PM
Carbon disulfide	< 0.15	0.15		ppbV	1	1/27/2011 7:12:00 PM
Carbon tetrachloride	0.050	0.15	J	ppbV	1	1/27/2011 7:12:00 PM
Chlorobenzene	0.19	0.15		ppbV	1	1/27/2011 7:12:00 PM
Chloroethane	< 0.15	0.15		ppbV	1	1/27/2011 7:12:00 PM
Chloroform	< 0.15	0.15		ppbV	1	1/27/2011 7:12:00 PM
Chloromethane	0.34	0.15		ppbV	1	1/27/2011 7:12:00 PM
cis-1,2-Dichloroethene	< 0.15	0.15		ppbV	1	1/27/2011 7:12:00 PM
cis-1,3-Dichloropropene	< 0.15	0.15		ppbV	1	1/27/2011 7:12:00 PM
Cyclohexane	3.0	1.5		ppbV	10	1/28/2011 9:15:00 PM
Dibromochloromethane	< 0.15	0.15		ppbV	1	1/27/2011 7:12:00 PM
Ethyl acetate	< 0.25	0.25		ppbV	1	1/27/2011 7:12:00 PM

Qualifiers:

**	Reporting Limit	.	Results reported are not blank corrected
B	Analyte detected in the associated Method Blank	E	Value above quantitation range
H	Holding times for preparation or analysis exceeded	J	Analyte detected at or below quantitation limits
JN	Non-routine analyte. Quantitation estimated.	ND	Not Detected at the Reporting Limit
S	Spike Recovery outside accepted recovery limits		

Centek Laboratories, LLC

Date: *24-Feb-11*

CLIENT:	Arcadis	**Client Sample ID:**	SS-VMP 1B
Lab Order:	C1101036	**Tag Number:**	131,255
Project:	Lockheed Martin NJ001014.0001	**Collection Date:**	1/25/2011
Lab ID:	C1101036-008A	**Matrix:**	

Analyses	Result	**Limit	Qual	Units	DF	Date Analyzed
1UG/M3 BY METHOD TO15		TO-15				Analyst: LL
Ethylbenzene	0.16	0.15		ppbV	1	1/27/2011 7:12:00 PM
Freon 11	0.34	0.15		ppbV	1	1/27/2011 7:12:00 PM
Freon 113	< 0.15	0.15		ppbV	1	1/27/2011 7:12:00 PM
Freon 114	< 0.15	0.15		ppbV	1	1/27/2011 7:12:00 PM
Freon 12	0.40	0.15		ppbV	1	1/27/2011 7:12:00 PM
Heptane	1.3	1.5	J	ppbV	10	1/28/2011 9:15:00 PM
Hexachloro-1,3-butadiene	< 0.15	0.15		ppbV	1	1/27/2011 7:12:00 PM
Hexane	0.32	0.15		ppbV	1	1/27/2011 7:12:00 PM
Isopropyl alcohol	58	12		ppbV	80	1/28/2011 9:48:00 PM
m&p-Xylene	0.36	0.30		ppbV	1	1/27/2011 7:12:00 PM
Methyl Butyl Ketone	< 0.30	0.30		ppbV	1	1/27/2011 7:12:00 PM
Methyl Ethyl Ketone	< 0.30	0.30		ppbV	1	1/27/2011 7:12:00 PM
Methyl Isobutyl Ketone	< 0.30	0.30		ppbV	1	1/27/2011 7:12:00 PM
Methyl tert-butyl ether	< 0.15	0.15		ppbV	1	1/27/2011 7:12:00 PM
Methylene chloride	4.5	1.5		ppbV	10	1/28/2011 9:15:00 PM
o-Xylene	0.18	0.15		ppbV	1	1/27/2011 7:12:00 PM
Propylene	< 0.15	0.15		ppbV	1	1/27/2011 7:12:00 PM
Styrene	0.59	0.15		ppbV	1	1/27/2011 7:12:00 PM
Tetrachloroethylene	< 0.15	0.15		ppbV	1	1/27/2011 7:12:00 PM
Tetrahydrofuran	< 0.15	0.15		ppbV	1	1/27/2011 7:12:00 PM
Toluene	0.89	0.15		ppbV	1	1/27/2011 7:12:00 PM
trans-1,2-Dichloroethene	< 0.15	0.15		ppbV	1	1/27/2011 7:12:00 PM
trans-1,3-Dichloropropene	< 0.15	0.15		ppbV	1	1/27/2011 7:12:00 PM
Trichloroethene	0.13	0.15	J	ppbV	1	1/27/2011 7:12:00 PM
Vinyl acetate	< 0.15	0.15		ppbV	1	1/27/2011 7:12:00 PM
Vinyl Bromide	< 0.15	0.15		ppbV	1	1/27/2011 7:12:00 PM
Vinyl chloride	< 0.15	0.15		ppbV	1	1/27/2011 7:12:00 PM
Surr: Bromofluorobenzene	88.0	70-130		%REC	1	1/27/2011 7:12:00 PM

Qualifiers:

**	Reporting Limit	.	Results reported are not blank corrected
B	Analyte detected in the associated Method Blank	E	Value above quantitation range
H	Holding times for preparation or analysis exceeded	J	Analyte detected at or below quantitation limits
JN	Non-routine analyte. Quantitation estimated.	ND	Not Detected at the Reporting Limit
S	Spike Recovery outside accepted recovery limits		

Centek Laboratories, LLC

Date: *24-Feb-11*

CLIENT:	Arcadis	**Client Sample ID:**	SS-VMP 1B
Lab Order:	C1101036	**Tag Number:**	131,255
Project:	Lockheed Martin NJ001014.0001	**Collection Date:**	1/25/2011
Lab ID:	C1101036-008A	**Matrix:**	

Analyses	Result	**Limit	Qual	Units	DF	Date Analyzed
1UG/M3 BY METHOD TO15		TO-15				Analyst: LL
1,1,1-Trichloroethane	< 0.83	0.83		ug/m3	1	1/27/2011 7:12:00 PM
1,1,2,2-Tetrachloroethane	< 1.0	1.0		ug/m3	1	1/27/2011 7:12:00 PM
1,1,2-Trichloroethane	< 0.83	0.83		ug/m3	1	1/27/2011 7:12:00 PM
1,1-Dichloroethane	< 0.62	0.62		ug/m3	1	1/27/2011 7:12:00 PM
1,1-Dichloroethene	< 0.60	0.60		ug/m3	1	1/27/2011 7:12:00 PM
1,2,4-Trichlorobenzene	< 1.1	1.1		ug/m3	1	1/27/2011 7:12:00 PM
1,2,4-Trimethylbenzene	7.6	0.75		ug/m3	1	1/27/2011 7:12:00 PM
1,2-Dibromoethane	< 1.2	1.2		ug/m3	1	1/27/2011 7:12:00 PM
1,2-Dichlorobenzene	< 0.92	0.92		ug/m3	1	1/27/2011 7:12:00 PM
1,2-Dichloroethane	< 0.62	0.62		ug/m3	1	1/27/2011 7:12:00 PM
1,2-Dichloropropane	< 0.70	0.70		ug/m3	1	1/27/2011 7:12:00 PM
1,3,5-Trimethylbenzene	1.6	0.75		ug/m3	1	1/27/2011 7:12:00 PM
1,3-butadiene	< 0.34	0.34		ug/m3	1	1/27/2011 7:12:00 PM
1,3-Dichlorobenzene	< 0.92	0.92		ug/m3	1	1/27/2011 7:12:00 PM
1,4-Dichlorobenzene	0.73	0.92	J	ug/m3	1	1/27/2011 7:12:00 PM
1,4-Dioxane	< 1.1	1.1		ug/m3	1	1/27/2011 7:12:00 PM
2,2,4-trimethylpentane	< 0.71	0.71		ug/m3	1	1/27/2011 7:12:00 PM
4-ethyltoluene	1.4	0.75		ug/m3	1	1/27/2011 7:12:00 PM
Acetone	9.9	7.2		ug/m3	10	1/28/2011 9:15:00 PM
Allyl chloride	< 0.48	0.48		ug/m3	1	1/27/2011 7:12:00 PM
Benzene	1.3	0.49		ug/m3	1	1/27/2011 7:12:00 PM
Benzyl chloride	< 0.88	0.88		ug/m3	1	1/27/2011 7:12:00 PM
Bromodichloromethane	< 1.0	1.0		ug/m3	1	1/27/2011 7:12:00 PM
Bromoform	< 1.6	1.6		ug/m3	1	1/27/2011 7:12:00 PM
Bromomethane	< 0.59	0.59		ug/m3	1	1/27/2011 7:12:00 PM
Carbon disulfide	< 0.47	0.47		ug/m3	1	1/27/2011 7:12:00 PM
Carbon tetrachloride	0.32	0.96	J	ug/m3	1	1/27/2011 7:12:00 PM
Chlorobenzene	0.89	0.70		ug/m3	1	1/27/2011 7:12:00 PM
Chloroethane	< 0.40	0.40		ug/m3	1	1/27/2011 7:12:00 PM
Chloroform	< 0.74	0.74		ug/m3	1	1/27/2011 7:12:00 PM
Chloromethane	0.71	0.31		ug/m3	1	1/27/2011 7:12:00 PM
cis-1,2-Dichloroethene	< 0.60	0.60		ug/m3	1	1/27/2011 7:12:00 PM
cis-1,3-Dichloropropene	< 0.69	0.69		ug/m3	1	1/27/2011 7:12:00 PM
Cyclohexane	10	5.2		ug/m3	10	1/28/2011 9:15:00 PM
Dibromochloromethane	< 1.3	1.3		ug/m3	1	1/27/2011 7:12:00 PM
Ethyl acetate	< 0.92	0.92		ug/m3	1	1/27/2011 7:12:00 PM
Ethylbenzene	0.71	0.66		ug/m3	1	1/27/2011 7:12:00 PM
Freon 11	1.9	0.86		ug/m3	1	1/27/2011 7:12:00 PM
Freon 113	< 1.2	1.2		ug/m3	1	1/27/2011 7:12:00 PM
Freon 114	< 1.1	1.1		ug/m3	1	1/27/2011 7:12:00 PM

Qualifiers:

**	Reporting Limit	.	Results reported are not blank corrected
B	Analyte detected in the associated Method Blank	E	Value above quantitation range
H	Holding times for preparation or analysis exceeded	J	Analyte detected at or below quantitation limits
JN	Non-routine analyte. Quantitation estimated.	ND	Not Detected at the Reporting Limit
S	Spike Recovery outside accepted recovery limits		

Centek Laboratories, LLC

Date: *24-Feb-11*

CLIENT:	Arcadis	**Client Sample ID:**	SS-VMP 1B
Lab Order:	C1101036	**Tag Number:**	131,255
Project:	Lockheed Martin NJ001014.0001	**Collection Date:**	1/25/2011
Lab ID:	C1101036-008A	**Matrix:**	

Analyses	Result	**Limit	Qual	Units	DF	Date Analyzed
1UG/M3 BY METHOD TO15		TO-15				Analyst: LL
Freon 12	2.0	0.75		ug/m3	1	1/27/2011 7:12:00 PM
Heptane	5.4	6.2	J	ug/m3	10	1/28/2011 9:15:00 PM
Hexachloro-1,3-butadiene	< 1.6	1.6		ug/m3	1	1/27/2011 7:12:00 PM
Hexane	1.1	0.54		ug/m3	1	1/27/2011 7:12:00 PM
Isopropyl alcohol	150	30		ug/m3	80	1/28/2011 9:48:00 PM
m&p-Xylene	1.6	1.3		ug/m3	1	1/27/2011 7:12:00 PM
Methyl Butyl Ketone	< 1.2	1.2		ug/m3	1	1/27/2011 7:12:00 PM
Methyl Ethyl Ketone	< 0.90	0.90		ug/m3	1	1/27/2011 7:12:00 PM
Methyl Isobutyl Ketone	< 1.2	1.2		ug/m3	1	1/27/2011 7:12:00 PM
Methyl tert-butyl ether	< 0.55	0.55		ug/m3	1	1/27/2011 7:12:00 PM
Methylene chloride	16	5.3		ug/m3	10	1/28/2011 9:15:00 PM
o-Xylene	0.79	0.66		ug/m3	1	1/27/2011 7:12:00 PM
Propylene	< 0.26	0.26		ug/m3	1	1/27/2011 7:12:00 PM
Styrene	2.6	0.65		ug/m3	1	1/27/2011 7:12:00 PM
Tetrachloroethylene	< 1.0	1.0		ug/m3	1	1/27/2011 7:12:00 PM
Tetrahydrofuran	< 0.45	0.45		ug/m3	1	1/27/2011 7:12:00 PM
Toluene	3.4	0.57		ug/m3	1	1/27/2011 7:12:00 PM
trans-1,2-Dichloroethene	< 0.60	0.60		ug/m3	1	1/27/2011 7:12:00 PM
trans-1,3-Dichloropropene	< 0.69	0.69		ug/m3	1	1/27/2011 7:12:00 PM
Trichloroethene	0.71	0.82	J	ug/m3	1	1/27/2011 7:12:00 PM
Vinyl acetate	< 0.54	0.54		ug/m3	1	1/27/2011 7:12:00 PM
Vinyl Bromide	< 0.67	0.67		ug/m3	1	1/27/2011 7:12:00 PM
Vinyl chloride	< 0.39	0.39		ug/m3	1	1/27/2011 7:12:00 PM

Qualifiers:

**	Reporting Limit	.	Results reported are not blank corrected
B	Analyte detected in the associated Method Blank	E	Value above quantitation range
H	Holding times for preparation or analysis exceeded	J	Analyte detected at or below quantitation limits
JN	Non-routine analyte. Quantitation estimated.	ND	Not Detected at the Reporting Limit
S	Spike Recovery outside accepted recovery limits		

Quantitation Report (QT Reviewed)

Data File : C:\MSDCHEM\1\DATA\BG012712.D
Acq On : 27 Jan 2011 7:12 pm
Sample : C1101036-008A
Misc : 1ugm3 & 0.25TCE,CT,VNCL Sample
MS Integration Params: RTEINT.P
Quant Time: Jan 28 11:36:44 2011

Vial: 44
Operator: LL
Inst : MSD #2
Multiplr: 1.00

Quant Results File: B118_1UG.RES

Quant Method : C:\MSDCHEM\1\METHODS\B118_1UG.M (RTE Integrator)
Title : TO-15 VOA Standards for 5 point calibration
Last Update : Wed Jan 26 14:01:48 2011
Response via : Initial Calibration
DataAcq Meth : B118_1UG

Internal Standards	R.T.	QIon	Response	Conc	Units		Dev(Min)
1) Bromochloromethane	7.87	128	17103	1.00	ppb		0.00
30) 1,4-difluorobenzene	10.19	114	51123	1.00	ppb		0.00
44) Chlorobenzene-d5	14.97	117	45256	1.00	ppb		0.00
System Monitoring Compounds							
57) Bromofluorobenzene	16.51	95	21426	0.88	ppb		0.00
Spiked Amount 1.000	Range 70 - 130		Recovery = 88.00%				
Target Compounds							Qvalue
3) Freon 12	3.13	85	41198	0.40	ppb		99
4) Chloromethane	3.27	50	12769	0.34	ppb		80
11) Freon 11	4.34	101	33590	0.34	ppb		94
12) Acetone	4.61	58	51784m	4.52	ppb		
13) Isopropyl alcohol	4.63	45	1650950m	79.23	ppb		
16) Methylene chloride	5.34	84	126366	4.81	ppb		83
25) Hexane	7.07	41	9921m	0.32	ppb		
32) Cyclohexane	9.48	56	116237	4.50	ppb	#	69
33) Carbon tetrachloride	9.42	117	5927m	0.05	ppb		
34) Benzene	9.40	78	30420	0.41	ppb		68
37) Heptane	10.75	43	62351	2.30	ppb		93
38) Trichloroethene	10.86	130	5653m	0.13	ppb		
45) Toluene	13.08	92	29754	0.89	ppb	#	78
51) Chlorobenzene	15.03	112	9541	0.19	ppb		88
52) Ethylbenzene	15.28	91	8381	0.16	ppb		100
53) m&p-xylene	15.44	91	17717	0.36	ppb		95
54) Styrene	15.87	104	17498	0.59	ppb	#	63
56) o-xylene	15.89	91	9134	0.18	ppb		92
59) 4-ethyltoluene	17.06	105	16490	0.29	ppb		91
60) 1,3,5-trimethylbenzene	17.13	105	15341	0.32	ppb		93
61) 1,2,4-trimethylbenzene	17.53	105	47513	1.53	ppb		78
64) 1,4-dichlorobenzene	17.90	146	4300	0.12	ppb	#	84

(#) = qualifier out of range (m) = manual integration (+) = signals summed

Quantitation Report (QT Reviewed)

Data File : C:\MSDCHEM\1\DATA\BG012712.D
Acq On : 27 Jan 2011 7:12 pm
Sample : C1101036-008A
Misc : 1ugm3 & 0.25TCE,CT,VNCL Sample
MS Integration Params: RTEINT.P
Quant Time: Jan 28 11:40 2011

Vial: 44
Operator: LL
Inst : MSD #2
Multiplr: 1.00

Quant Results File: B118_1UG.RES

Method : C:\MSDCHEM\1\METHODS\B118_1UG.M (RTE Integrator)
Title : TO-15 VOA Standards for 5 point calibration
Last Update : Tue Feb 01 16:05:43 2011
Response via : Initial Calibration

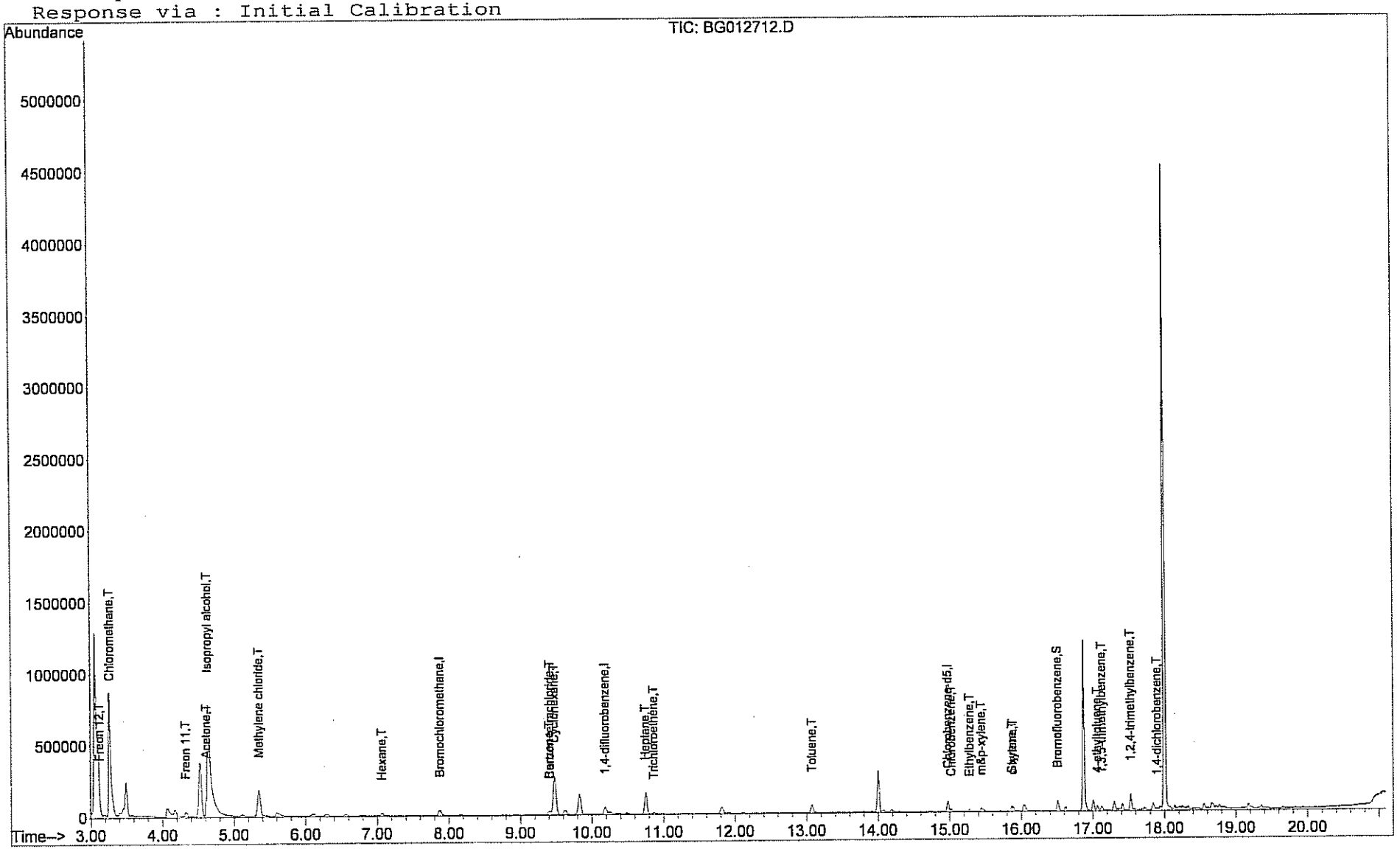

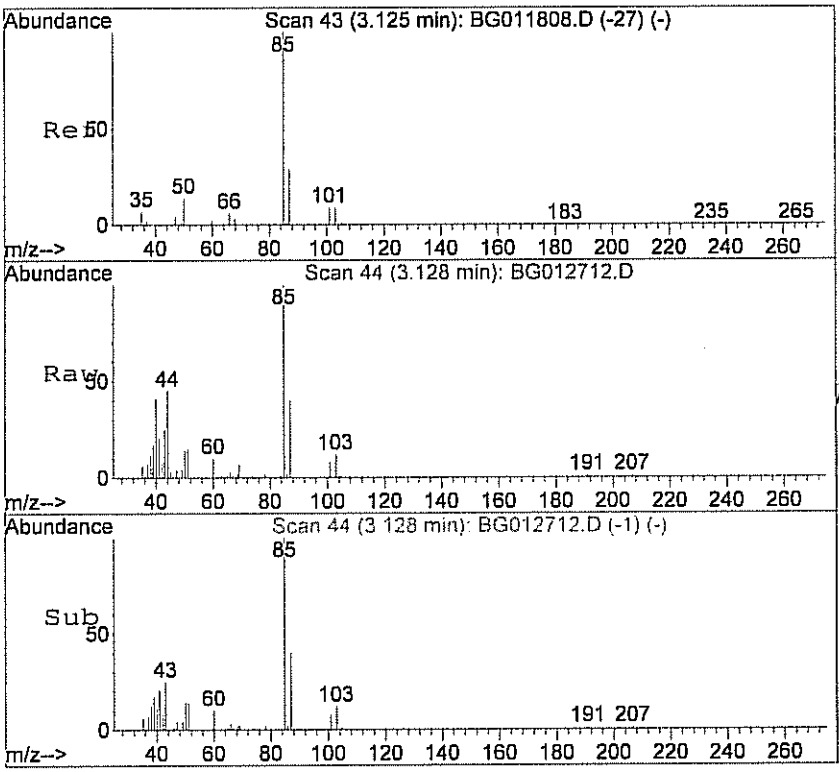

#3
Freon 12
Concen: 0.40 ppb
RT: 3.13 min Scan# 44
Delta R.T. 0.00 min
Lab File: BG012712.D
Acq: 27 Jan 2011 7:12 pm

Tgt Ion: 85 Resp: 41198

Ion	Ratio	Lower	Upper
85	100		
87	34.8	14.1	54.1

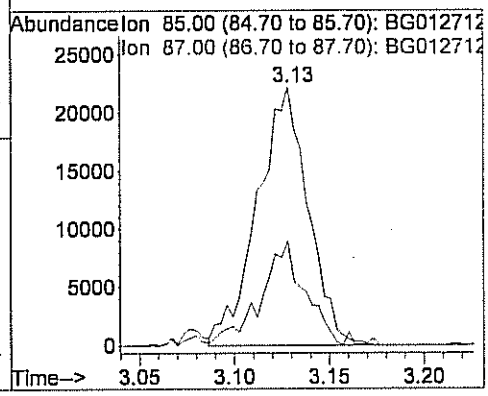

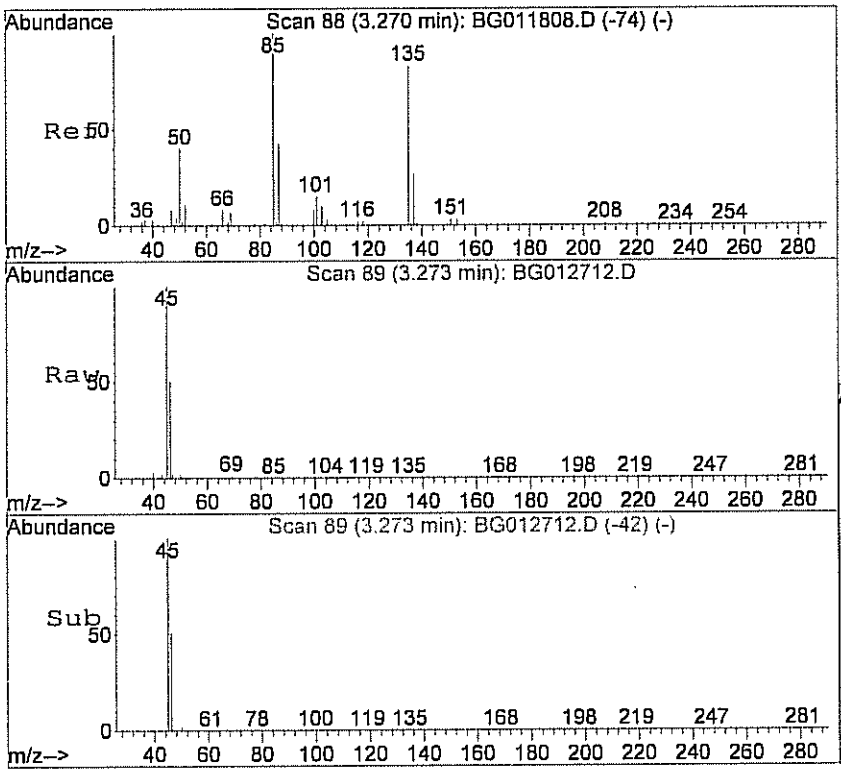

#4
Chloromethane
Concen: 0.34 ppb
RT: 3.27 min Scan# 89
Delta R.T. -0.00 min
Lab File: BG012712.D
Acq: 27 Jan 2011 7:12 pm

Tgt Ion: 50 Resp: 12769

Ion	Ratio	Lower	Upper
50	100		
52	25.6	0.0	36.8

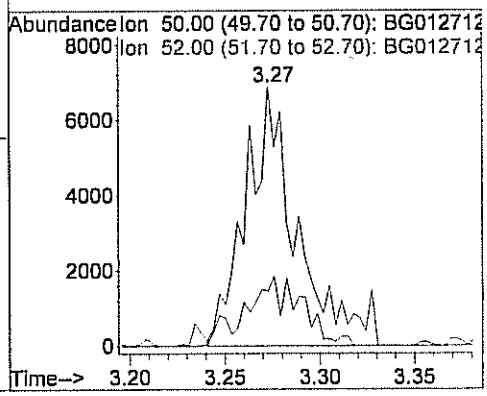

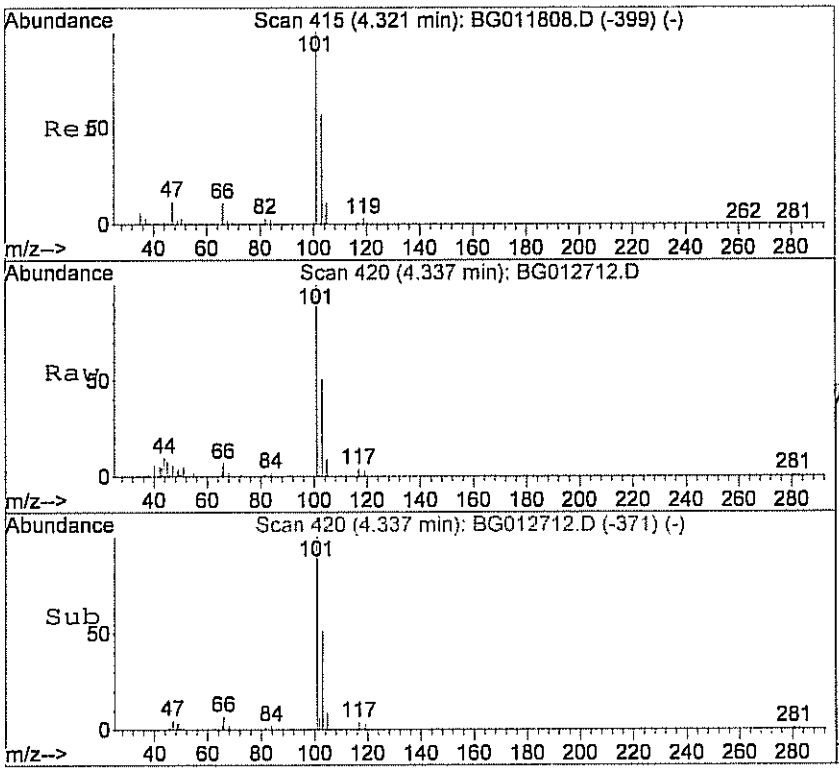

#11
Freon 11
Concen: 0.34 ppb
RT: 4.34 min Scan# 420
Delta R.T. 0.01 min
Lab File: BG012712.D
Acq: 27 Jan 2011 7:12 pm

Tgt Ion:101 Resp: 33590

Ion	Ratio	Lower	Upper
101	100		
103	64.9	49.2	89.2
105	10.8	0.0	27.9

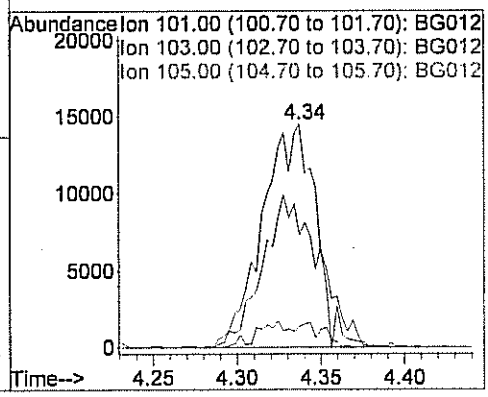

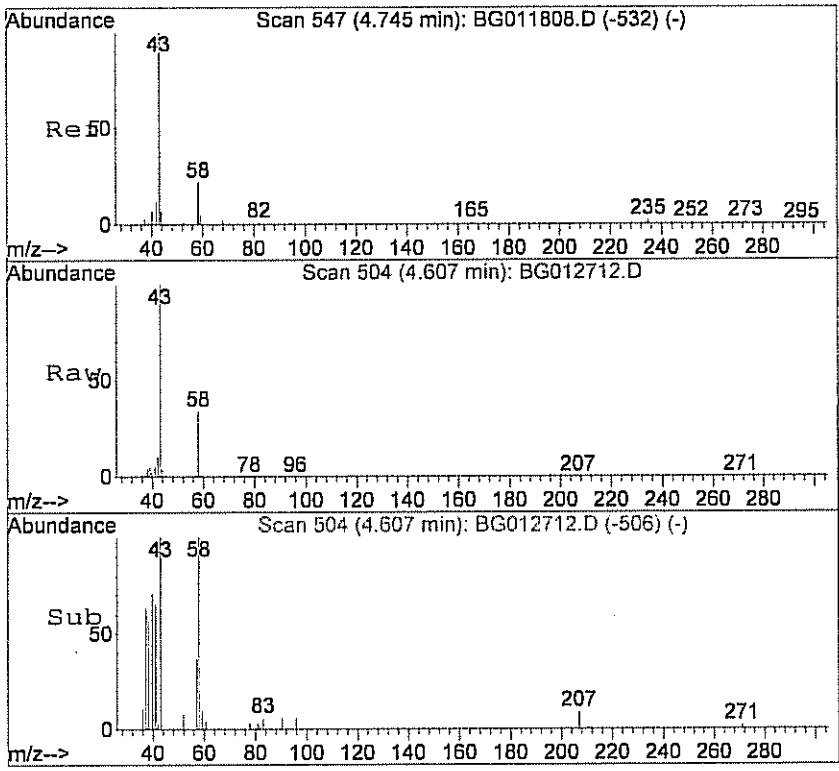

#12
Acetone
Concen: 4.52 ppb m
RT: 4.61 min Scan# 504
Delta R.T. -0.16 min
Lab File: BG012712.D
Acq: 27 Jan 2011 7:12 pm

Tgt Ion: 58 Resp: 51784

Ion	Ratio	Lower	Upper
58	100		
43	0.0	148.4	208.4#

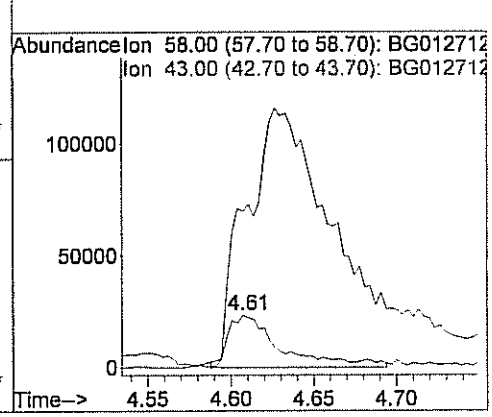

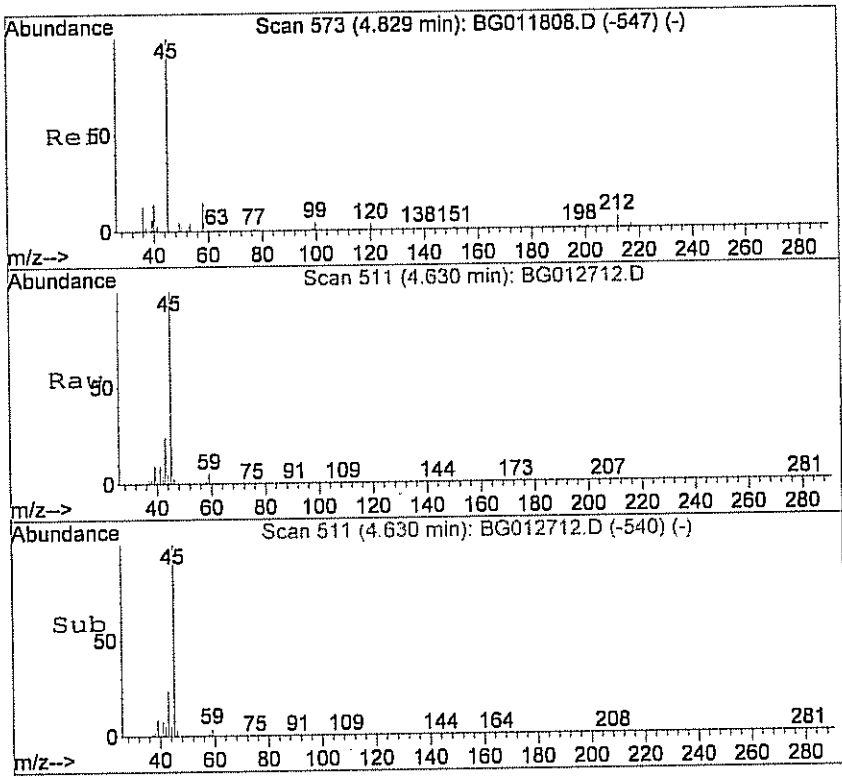

#13
Isopropyl alcohol
Concen: 79.23 ppb m
RT: 4.63 min Scan# 511
Delta R.T. -0.24 min
Lab File: BG012712.D
Acq: 27 Jan 2011 7:12 pm

Tgt Ion: 45 Resp: 1650950

Ion	Ratio	Lower	Upper
45	100		
43	0.1	6.2	46.2#

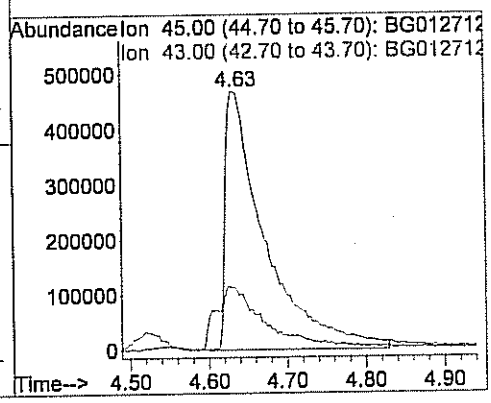

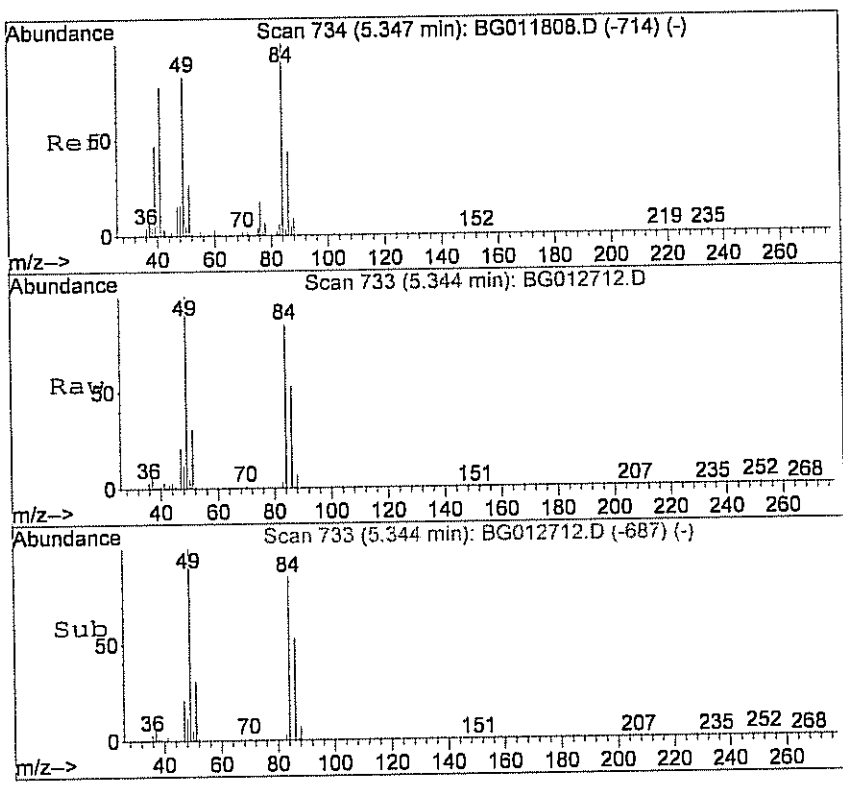

#16
Methylene chloride
Concen: 4.81 ppb
RT: 5.34 min Scan# 733
Delta R.T. -0.00 min
Lab File: BG012712.D
Acq: 27 Jan 2011 7:12 pm

Tgt Ion: 84 Resp: 126366

Ion	Ratio	Lower	Upper
84	100		
49	122.3	82.7	122.7
86	65.2	35.7	75.7

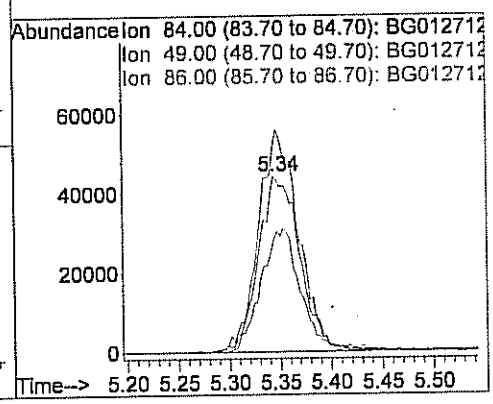

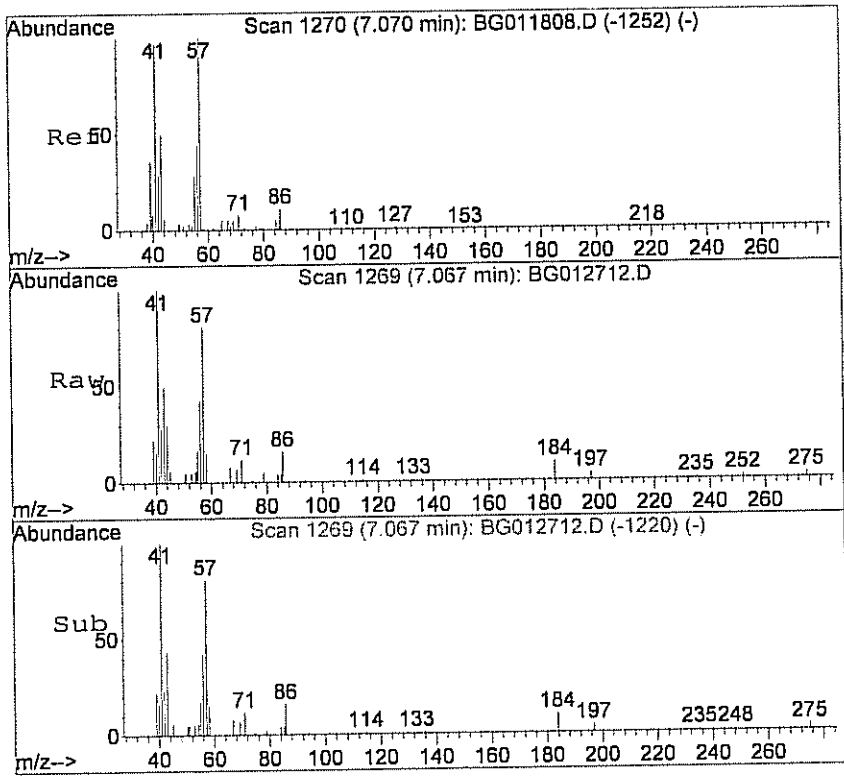

#25
Hexane
Concen: 0.32 ppb m
RT: 7.07 min Scan# 1269
Delta R.T. 0.01 min
Lab File: BG012712.D
Acq: 27 Jan 2011 7:12 pm

Tgt Ion: 41 Resp: 9921

Ion	Ratio	Lower	Upper
41	100		
57	77.4	67.3	107.3
43	62.9	22.9	62.9

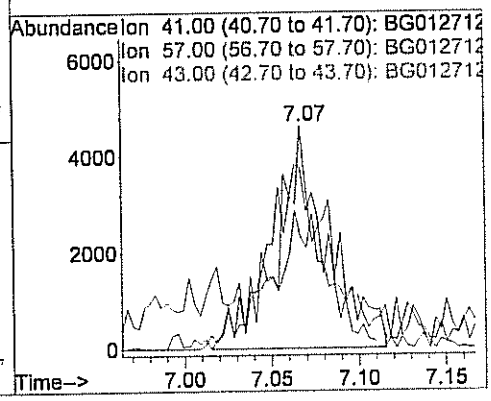

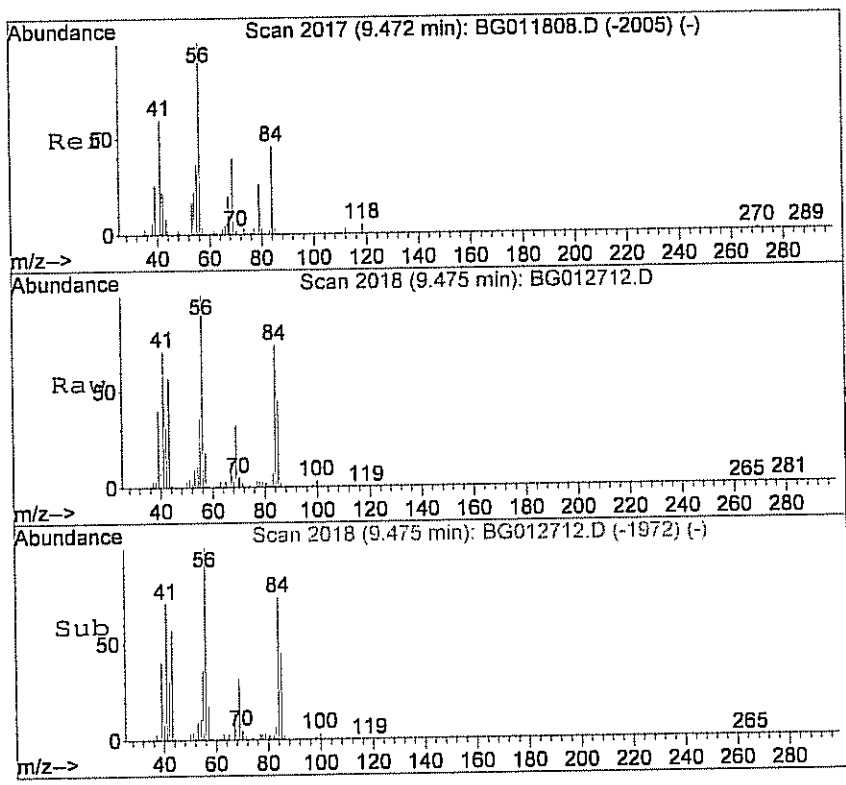

#32
Cyclohexane
Concen: 4.50 ppb
RT: 9.48 min Scan# 2018
Delta R.T. -0.00 min
Lab File: BG012712.D
Acq: 27 Jan 2011 7:12 pm

Tgt Ion: 56 Resp: 116237

Ion	Ratio	Lower	Upper
56	100		
41	81.5	40.6	80.6#
84	75.2	31.3	71.3#

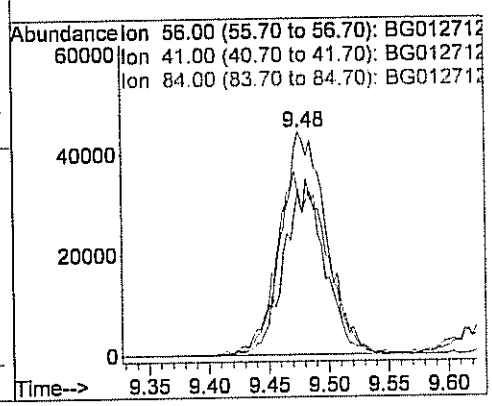

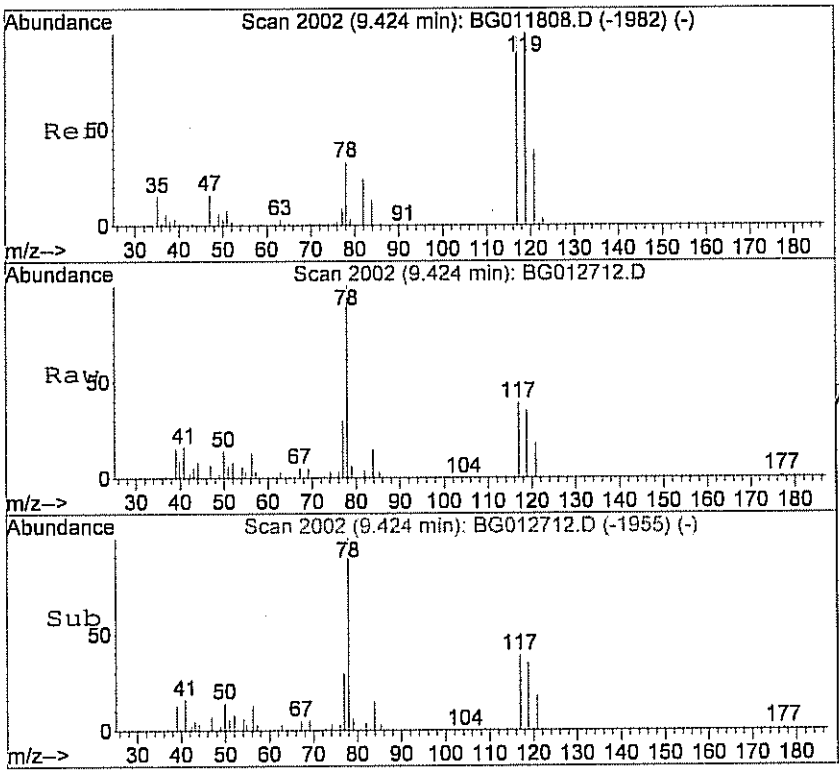

#33
Carbon tetrachloride
Concen: 0.05 ppb m
RT: 9.42 min Scan# 2002
Delta R.T. -0.00 min
Lab File: BG012712.D
Acq: 27 Jan 2011 7:12 pm

Tgt Ion:117 Resp: 5927

Ion	Ratio	Lower	Upper
117	100		
119	50.0	64.1	104.1#

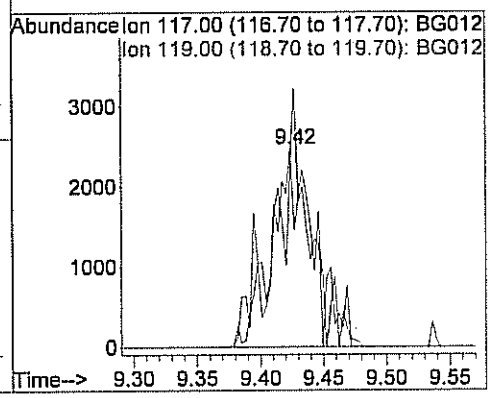

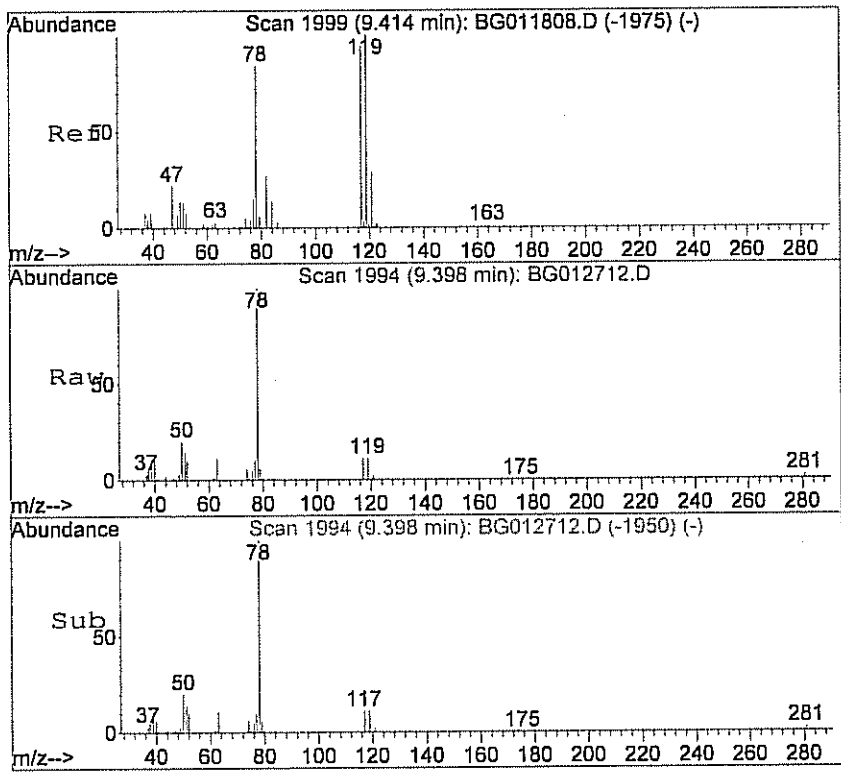

#34
Benzene
Concen: 0.41 ppb
RT: 9.40 min Scan# 1994
Delta R.T. -0.01 min
Lab File: BG012712.D
Acq: 27 Jan 2011 7:12 pm

Tgt Ion: 78 Resp: 30420

Ion	Ratio	Lower	Upper
78	100		
77	7.9	2.4	42.4
51	3.1	0.0	38.9

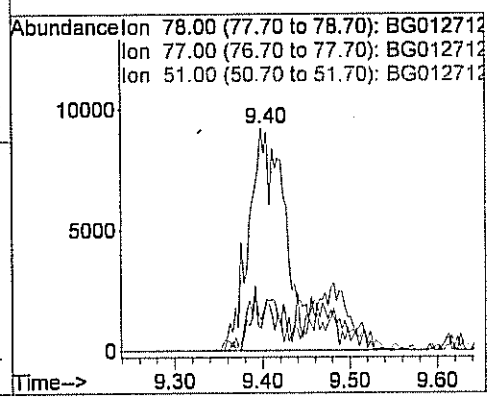

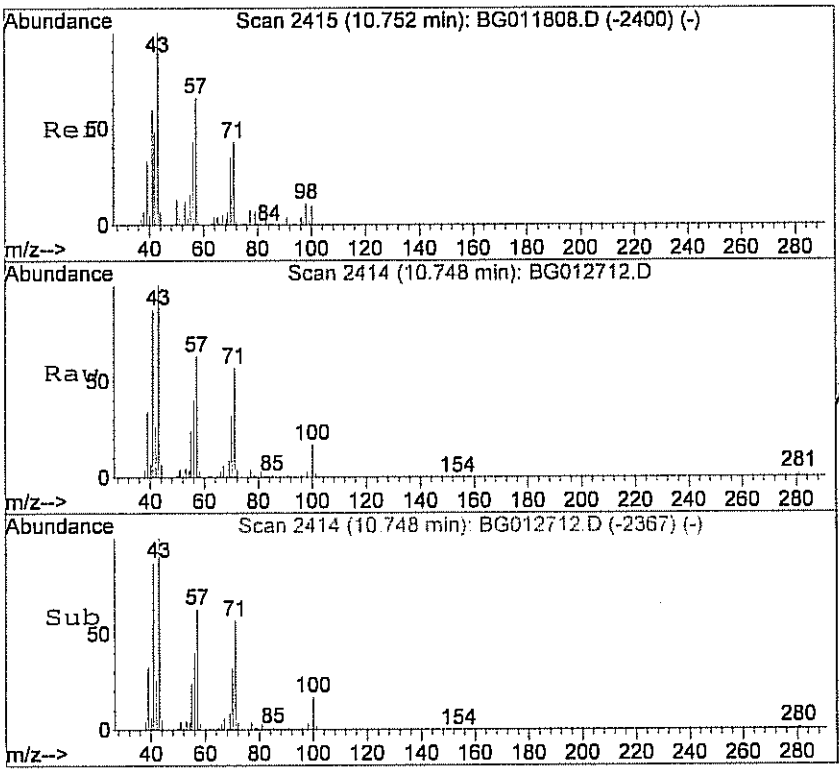

#37
Heptane
Concen: 2.30 ppb
RT: 10.75 min Scan# 2414
Delta R.T. -0.00 min
Lab File: BG012712.D
Acq: 27 Jan 2011 7:12 pm

Tgt Ion: 43 Resp: 62351

Ion	Ratio	Lower	Upper
43	100		
57	55.3	40.1	80.1
71	56.0	41.4	81.4

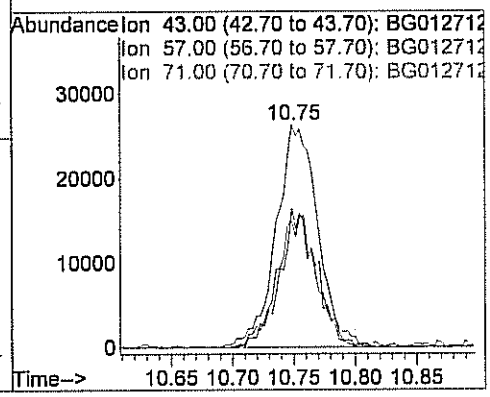

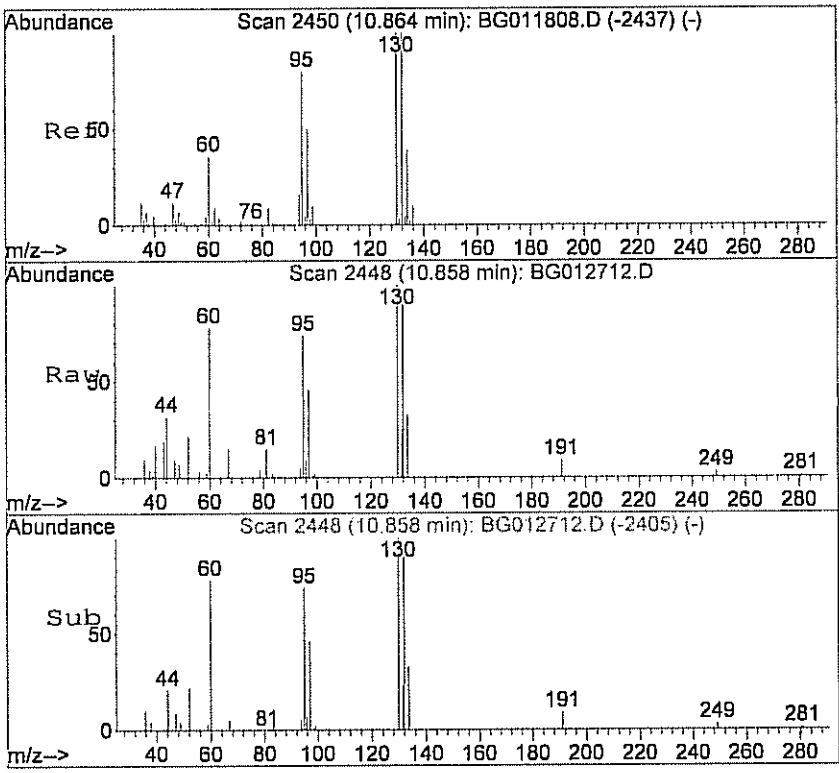

#38
Trichloroethene
Concen: 0.13 ppb m
RT: 10.86 min Scan# 2448
Delta R.T. -0.01 min
Lab File: BG012712.D
Acq: 27 Jan 2011 7:12 pm

Tgt Ion:130 Resp: 5653

Ion	Ratio	Lower	Upper
130	100		
132	101.7	63.9	103.9
95	20.4	53.8	93.8#

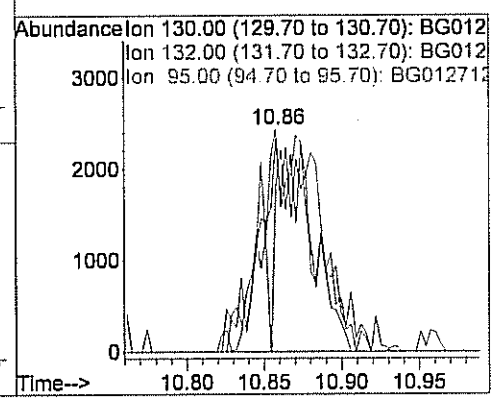



#45
Toluene
Concen: 0.89 ppb
RT: 13.08 min Scan# 3138
Delta R.T. 0.01 min
Lab File: BG012712.D
Acq: 27 Jan 2011 7:12 pm

Tgt Ion: 92 Resp: 29754

Ion	Ratio	Lower	Upper
92	100		
91	168.0	121.5	161.5#

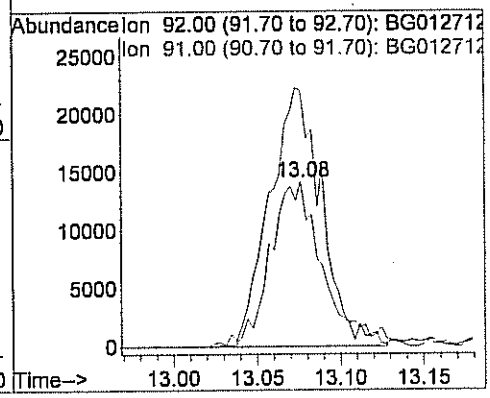

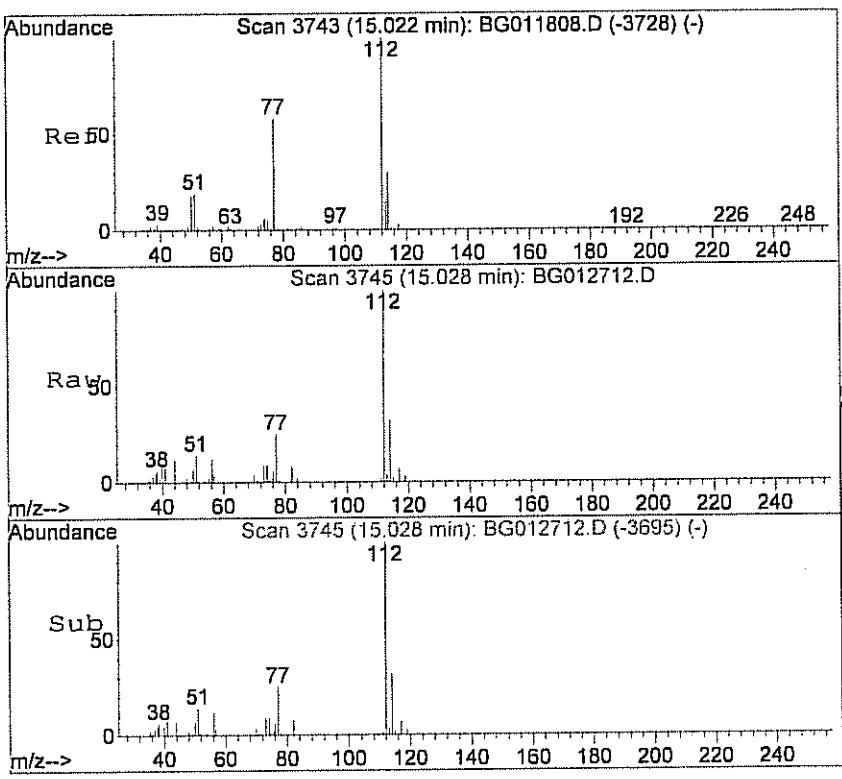

#51
Chlorobenzene
Concen: 0.19 ppb
RT: 15.03 min Scan# 3745
Delta R.T. 0.01 min
Lab File: BG012712.D
Acq: 27 Jan 2011 7:12 pm

Tgt Ion:112 Resp: 9541

Ion	Ratio	Lower	Upper
112	100		
77	53.7	24.7	64.7
114	24.4	8.8	48.8

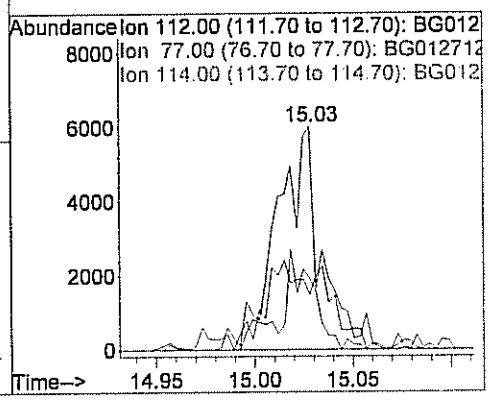

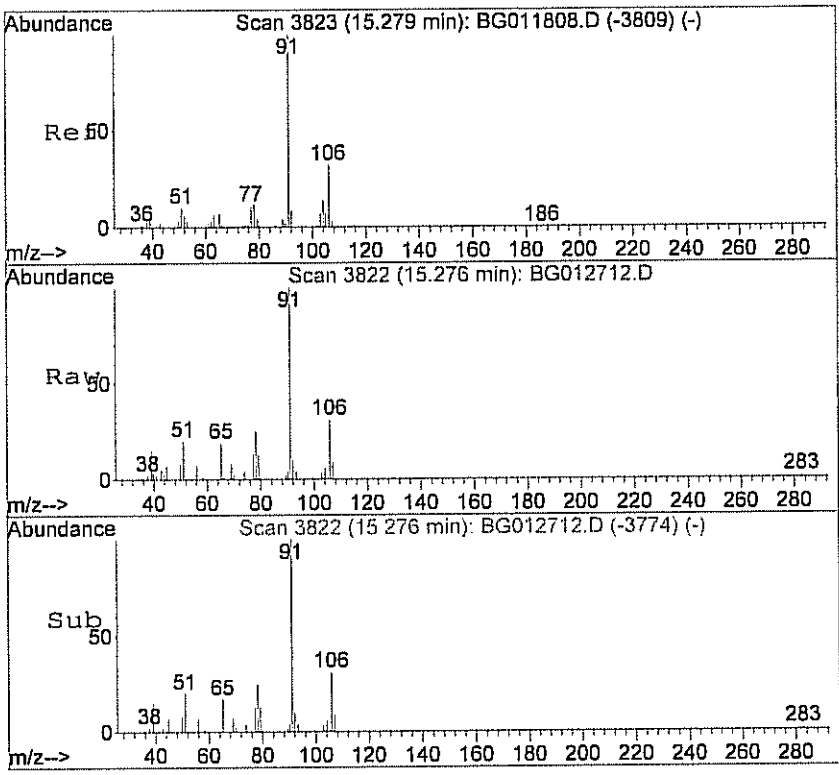

#52
Ethylbenzene
Concen: 0.16 ppb
RT: 15.28 min Scan# 3822
Delta R.T. 0.00 min
Lab File: BG012712.D
Acq: 27 Jan 2011 7:12 pm

Tgt Ion: 91 Resp: 8381

Ion	Ratio	Lower	Upper
91	100		
106	41.3	21.0	61.0

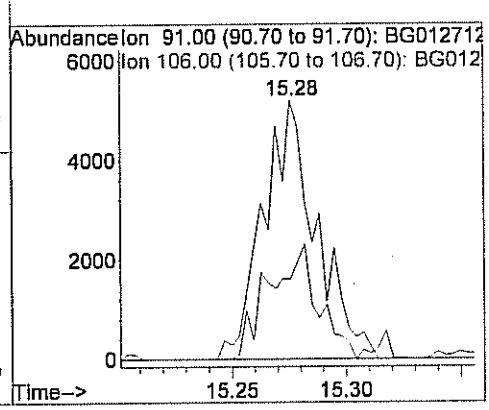

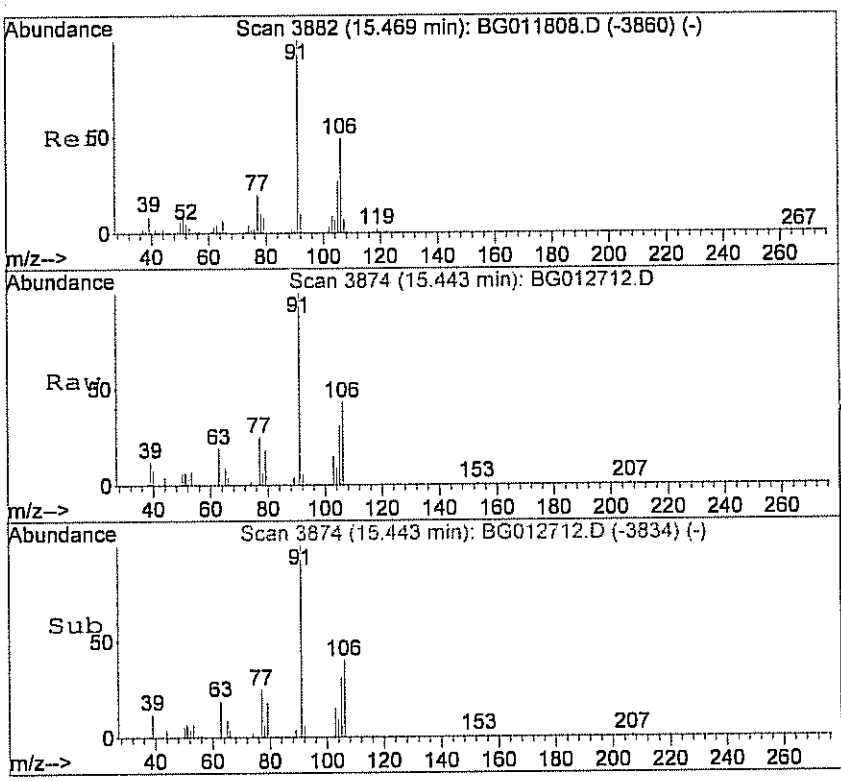

#53
m&p-xylene
Concen: 0.36 ppb
RT: 15.44 min Scan# 3874
Delta R.T. -0.02 min
Lab File: BG012712.D
Acq: 27 Jan 2011 7:12 pm

Tgt Ion: 91 Resp: 17717

Ion	Ratio	Lower	Upper
91	100		
106	58.2	34.5	74.5

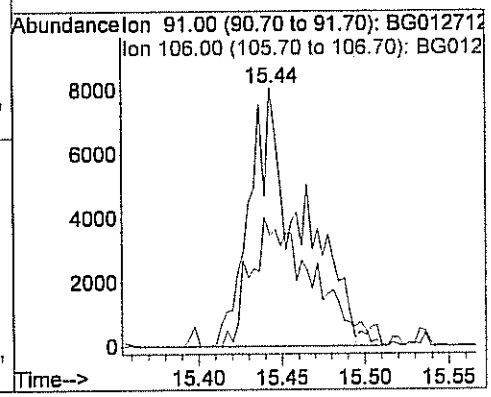

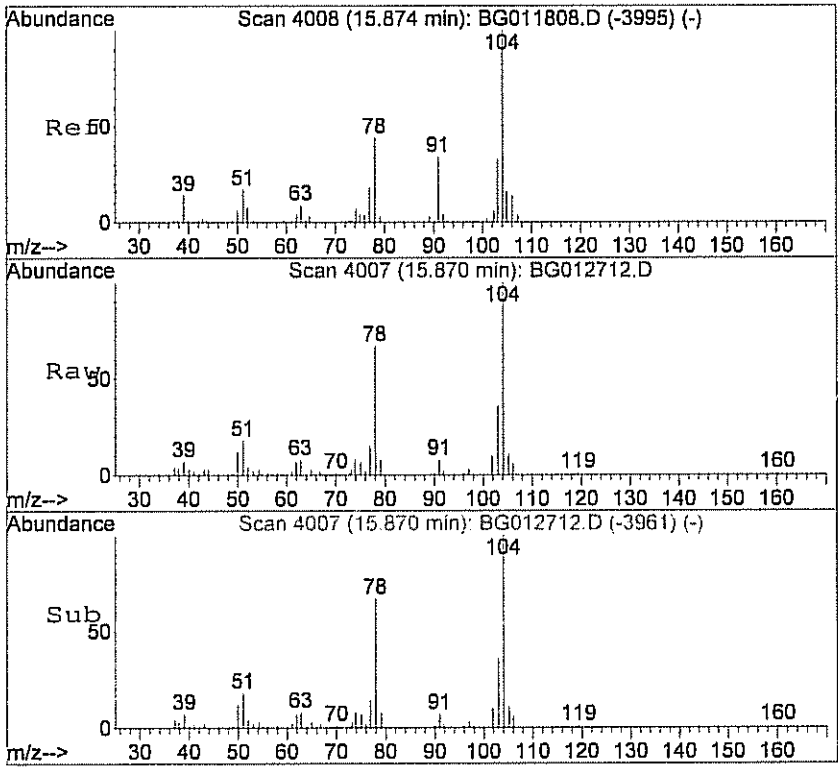

#54
Styrene
Concen: 0.59 ppb
RT: 15.87 min Scan# 4007
Delta R.T. -0.00 min
Lab File: BG012712.D
Acq: 27 Jan 2011 7:12 pm

Tgt Ion:104 Resp: 17498

Ion	Ratio	Lower	Upper
104	100		
78	53.9	13.1	53.1#

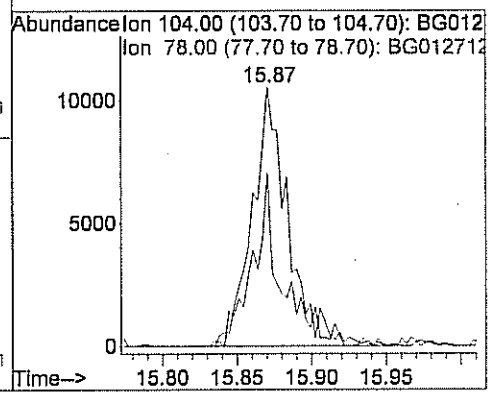

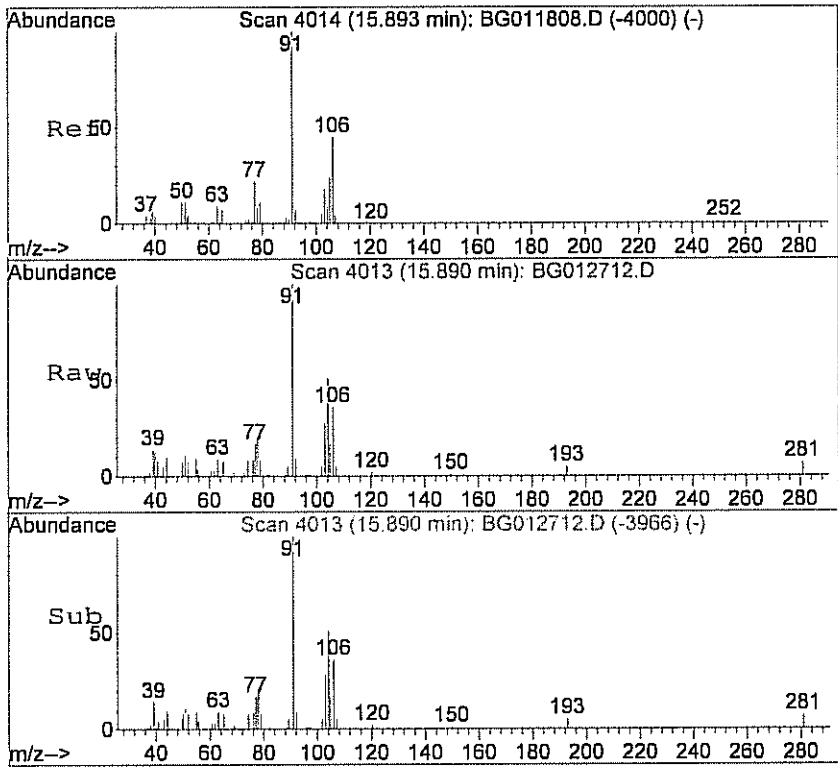

#56
o-xylene
Concen: 0.18 ppb
RT: 15.89 min Scan# 4013
Delta R.T. -0.00 min
Lab File: BG012712.D
Acq: 27 Jan 2011 7:12 pm

Tgt Ion: 91 Resp: 9134

Ion	Ratio	Lower	Upper
91	100		
106	45.4	30.8	70.8

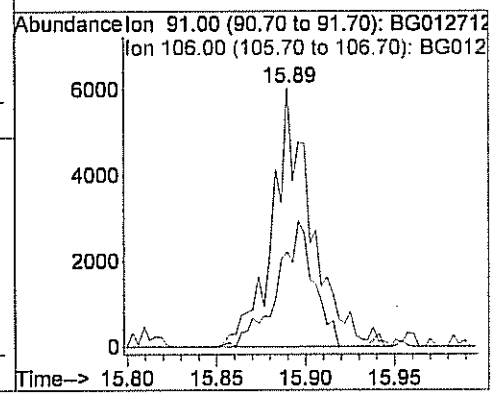

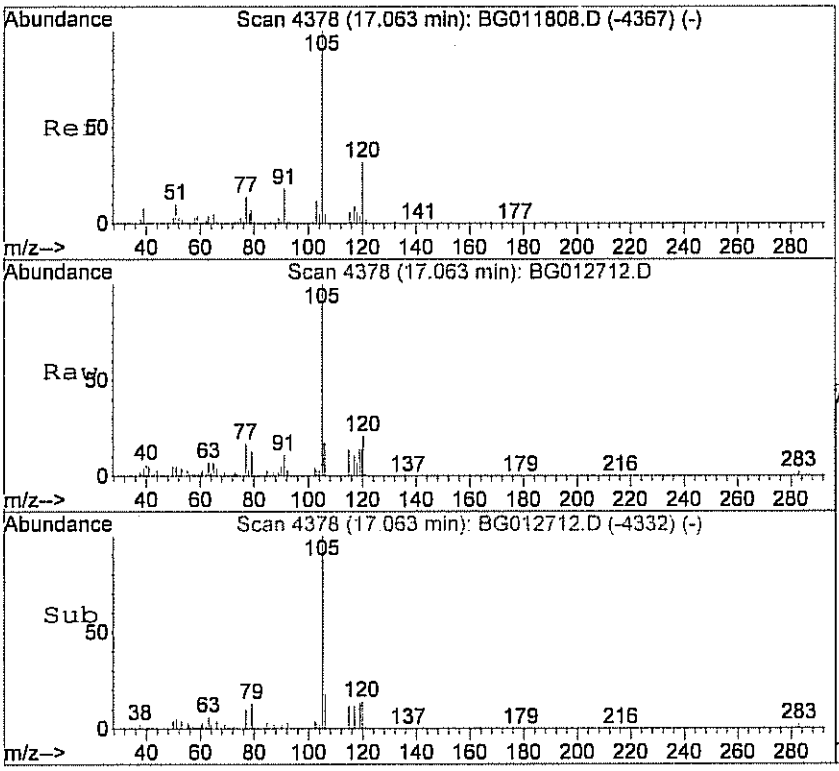

#59
4-ethyltoluene
Concen: 0.29 ppb
RT: 17.06 min Scan# 4378
Delta R.T. -0.00 min
Lab File: BG012712.D
Acq: 27 Jan 2011 7:12 pm

Tgt Ion:105 Resp: 16490

Ion	Ratio	Lower	Upper
105	100		
120	32.6	8.0	48.0

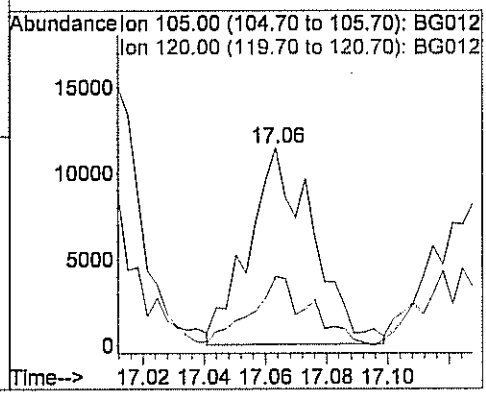

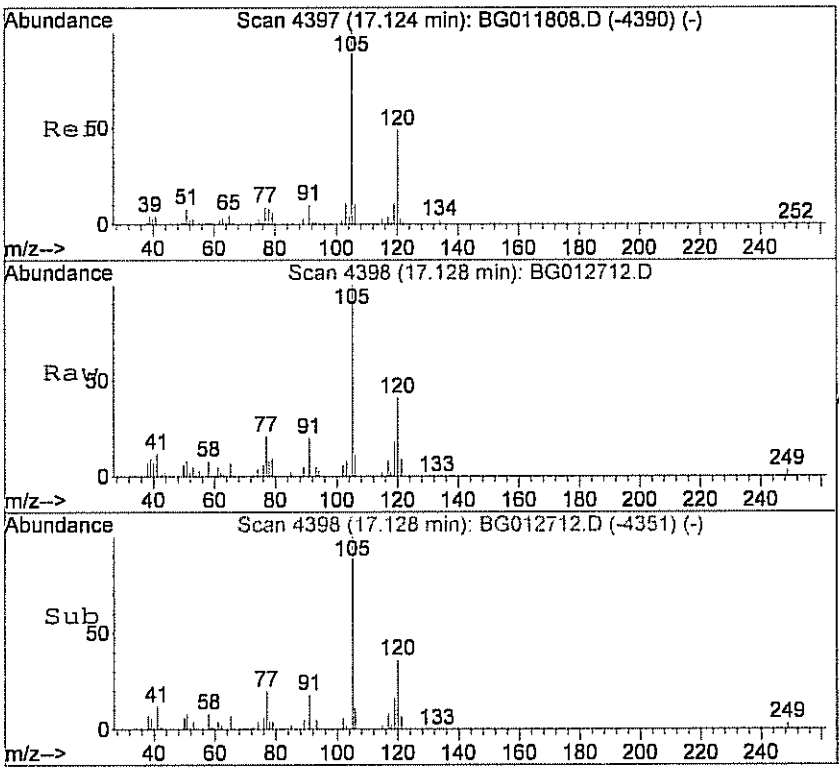

#60
1,3,5-trimethylbenzene
Concen: 0.32 ppb
RT: 17.13 min Scan# 4398
Delta R.T. -0.00 min
Lab File: BG012712.D
Acq: 27 Jan 2011 7:12 pm

Tgt Ion:105 Resp: 15341

Ion	Ratio	Lower	Upper
105	100		
120	52.6	27.9	67.9

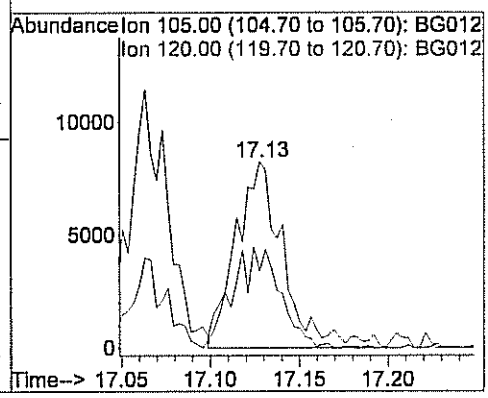

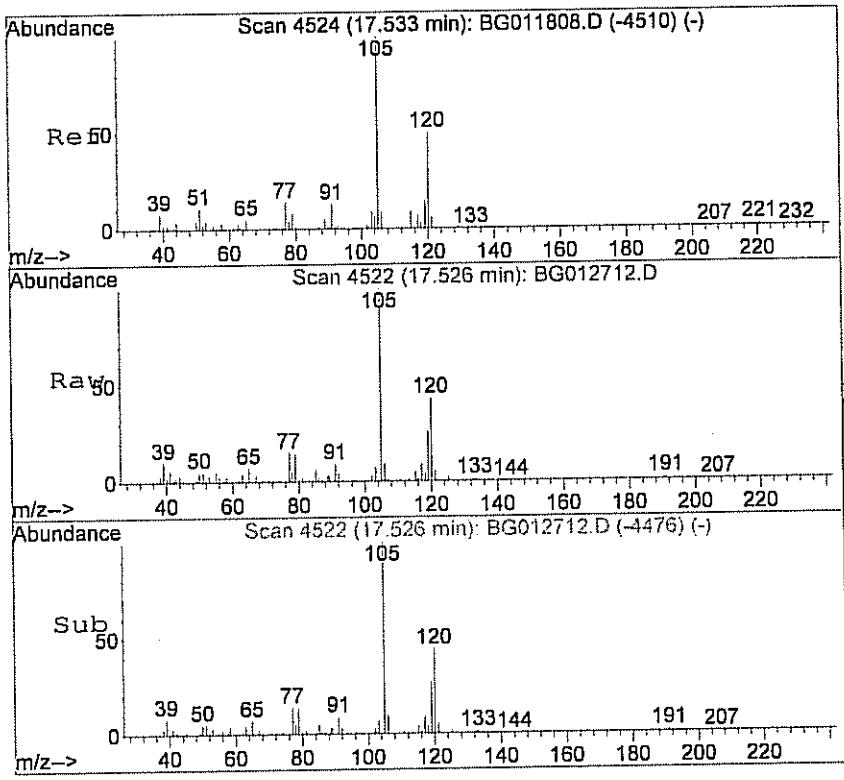

#61
1,2,4-trimethylbenzene
Concen: 1.53 ppb
RT: 17.53 min Scan# 4522
Delta R.T. -0.00 min
Lab File: BG012712.D
Acq: 27 Jan 2011 7:12 pm

Tgt Ion:105 Resp: 47513

Ion	Ratio	Lower	Upper
105	100		
120	53.5	52.0	92.0

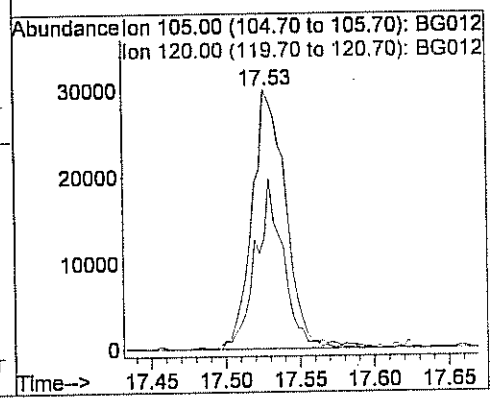

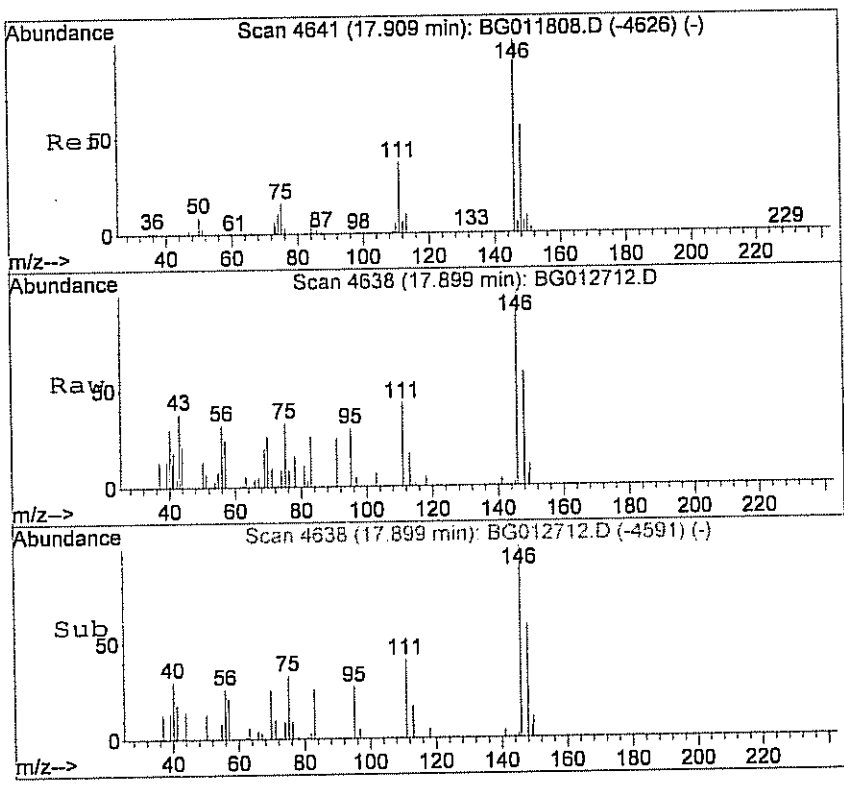

#64
1,4-dichlorobenzene
Concen: 0.12 ppb
RT: 17.90 min Scan# 4638
Delta R.T. -0.00 min
Lab File: BG012712.D
Acq: 27 Jan 2011 7:12 pm

Tgt Ion:146 Resp: 4300

Ion	Ratio	Lower	Upper
146	100		
148	57.3	35.1	75.1
111	11.5	12.4	52.4#

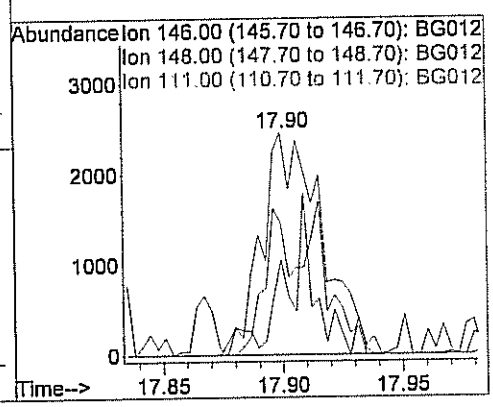

Quantitation Report (QT Reviewed)

Data File : C:\MSDCHEM\1\DATA\BG012816.D Vial: 44
Acq On : 28 Jan 2011 9:15 pm Operator: LL
Sample : C1101036-008A 10X Inst : MSD #2
Misc : 1ugm3 & 0.25TCE,CT,VNCL Sample Multiplr: 1.00
MS Integration Params: RTEINT.P
Quant Time: Jan 28 21:36:30 2011 Quant Results File: B118_1UG.RES

Quant Method : C:\MSDCHEM\1\METHODS\B118_1UG.M (RTE Integrator)
Title : TO-15 VOA Standards for 5 point calibration
Last Update : Wed Jan 26 14:01:48 2011
Response via : Initial Calibration
DataAcq Meth : B118_1UG

Internal Standards	R.T.	QIon	Response	Conc	Units		Dev(Min)
1) Bromochloromethane	7.88	128	16738	1.00	ppb		0.00
30) 1,4-difluorobenzene	10.18	114	37403	1.00	ppb		0.00
44) Chlorobenzene-d5	14.98	117	39416	1.00	ppb		0.00
System Monitoring Compounds							
57) Bromofluorobenzene	16.51	95	20385	0.97	ppb		0.00
Spiked Amount 1.000	Range 70 - 130		Recovery = 97.00%				
Target Compounds							Qvalue
12) Acetone	4.73	58	4602m	0.41	ppb		
13) Isopropyl alcohol	4.74	45	82568m	4.05	ppb		
16) Methylene chloride	5.35	84	11465	0.45	ppb		84
32) Cyclohexane	9.48	56	5749	0.30	ppb	#	61
37) Heptane	10.74	43	2632m	0.13	ppb		

(#) = qualifier out of range (m) = manual integration (+) = signals summed

Quantitation Report (QT Reviewed)

Data File : C:\MSDCHEM\1\DATA\BG012816.D
Acq On : 28 Jan 2011 9:15 pm
Sample : C1101036-008A 10X
Misc : 1ugm3 & 0.25TCE,CT,VNCL Sample
MS Integration Params: RTEINT.P
Quant Time: Feb 1 14:47 2011

Vial: 44
Operator: LL
Inst : MSD #2
Multiplr: 1.00

Quant Results File: B118_1UG.RES

Method : C:\MSDCHEM\1\METHODS\B118_1UG.M (RTE Integrator)
Title : TO-15 VOA Standards for 5 point calibration
Last Update : Tue Feb 01 16:05:43 2011
Response via : Initial Calibration

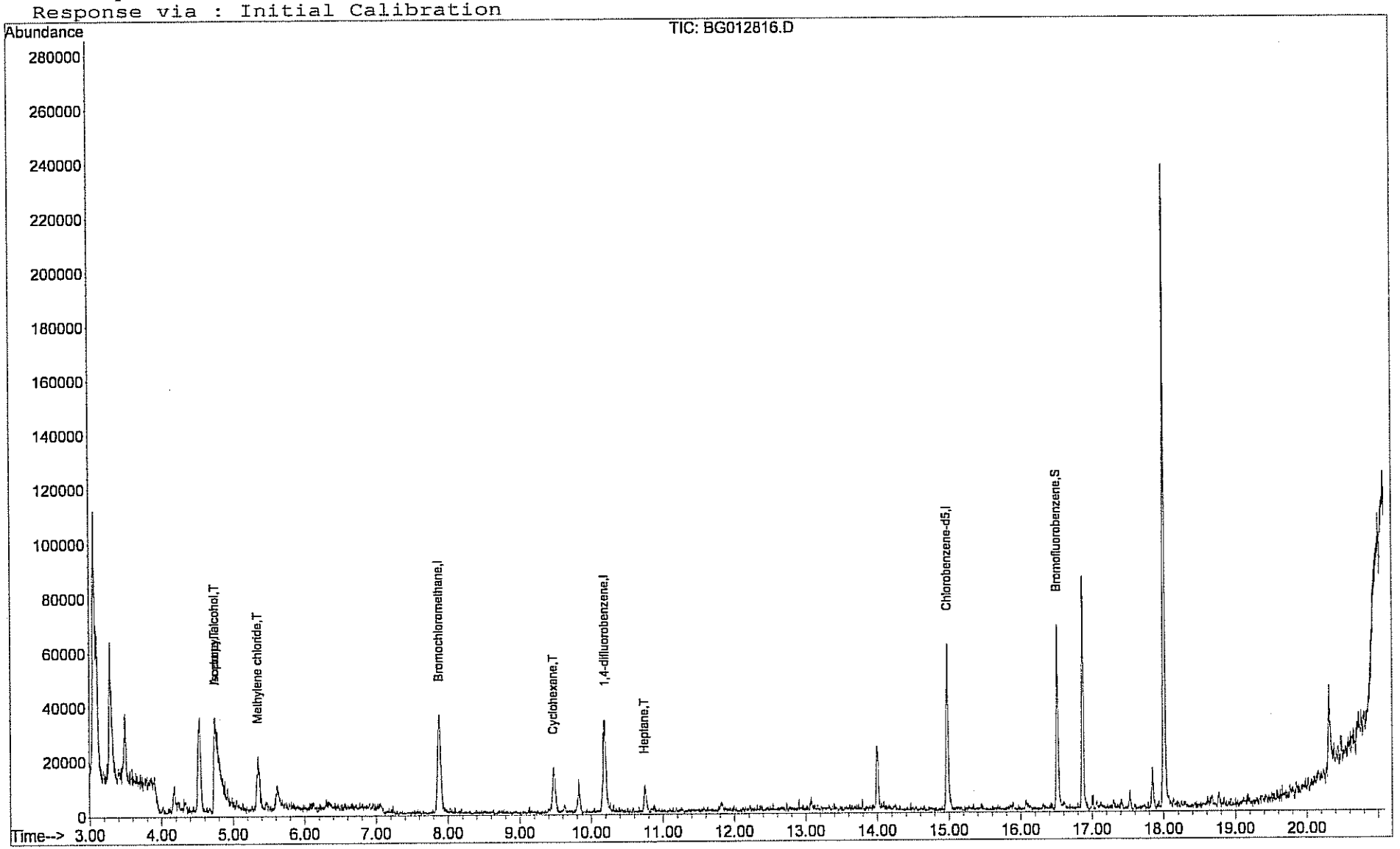

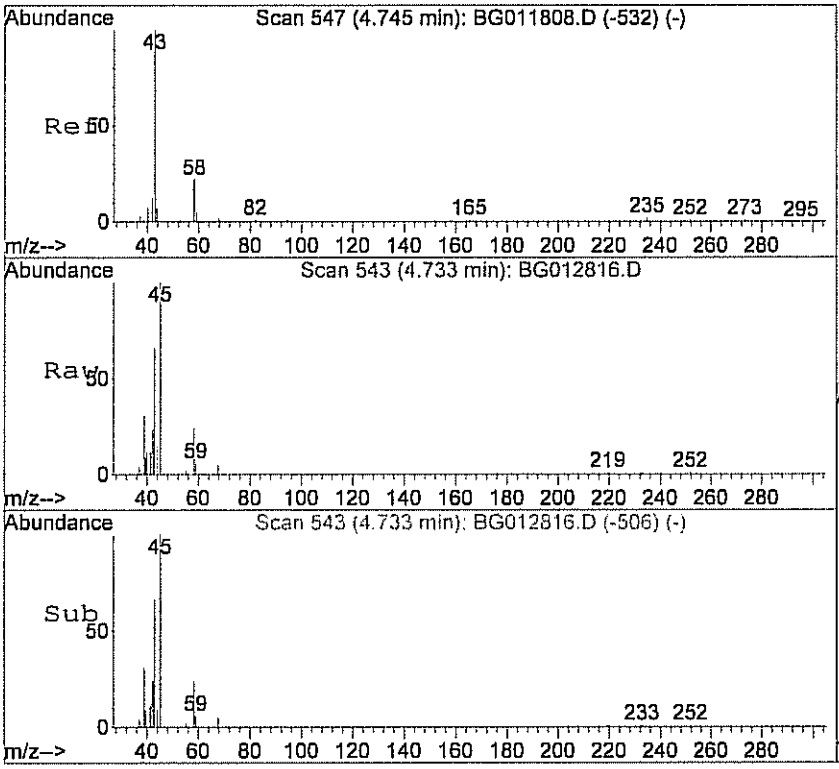

#12
Acetone
Concen: 0.41 ppb m
RT: 4.73 min Scan# 543
Delta R.T. -0.03 min
Lab File: BG012816.D
Acq: 28 Jan 2011 9:15 pm

Tgt Ion: 58 Resp: 4602

Ion	Ratio	Lower	Upper
58	100		
43	825.0	148.4	208.4#

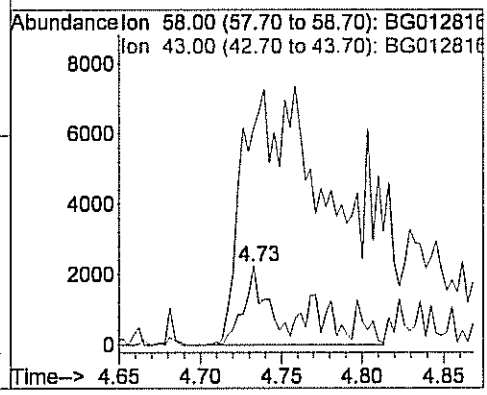

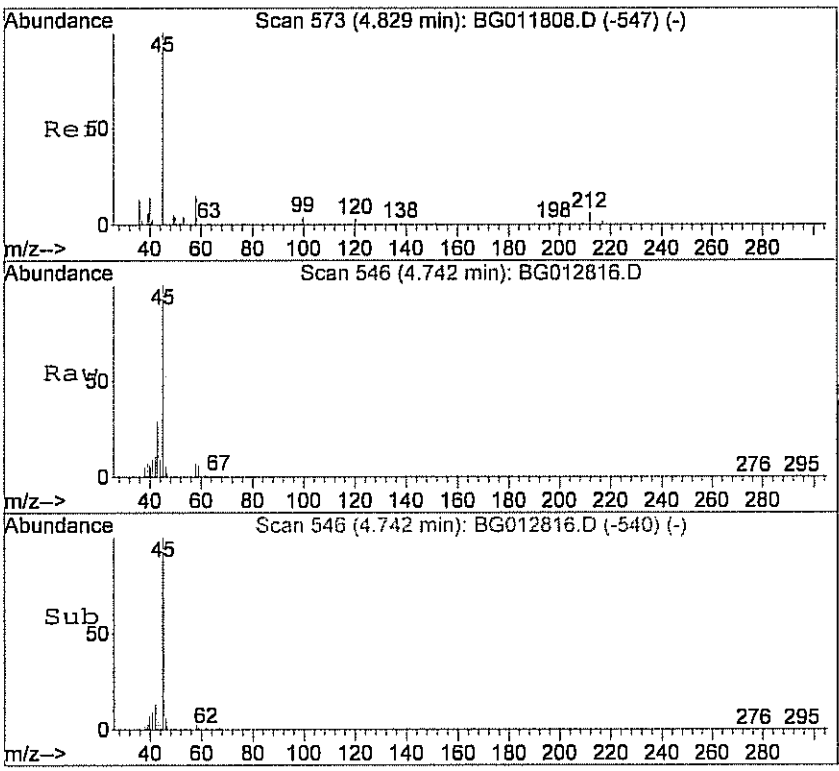

#13
Isopropyl alcohol
Concen: 4.05 ppb m
RT: 4.74 min Scan# 546
Delta R.T. -0.13 min
Lab File: BG012816.D
Acq: 28 Jan 2011 9:15 pm

Tgt Ion: 45 Resp: 82568

Ion	Ratio	Lower	Upper
45	100		
43	0.0	6.2	46.2#

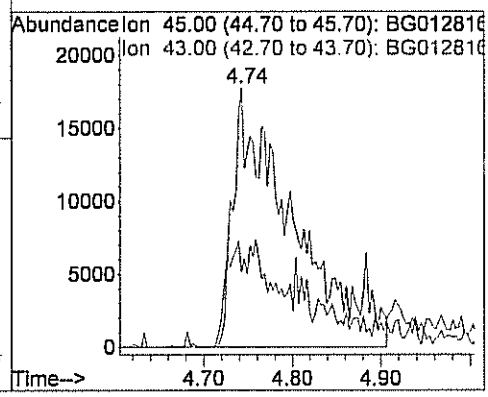

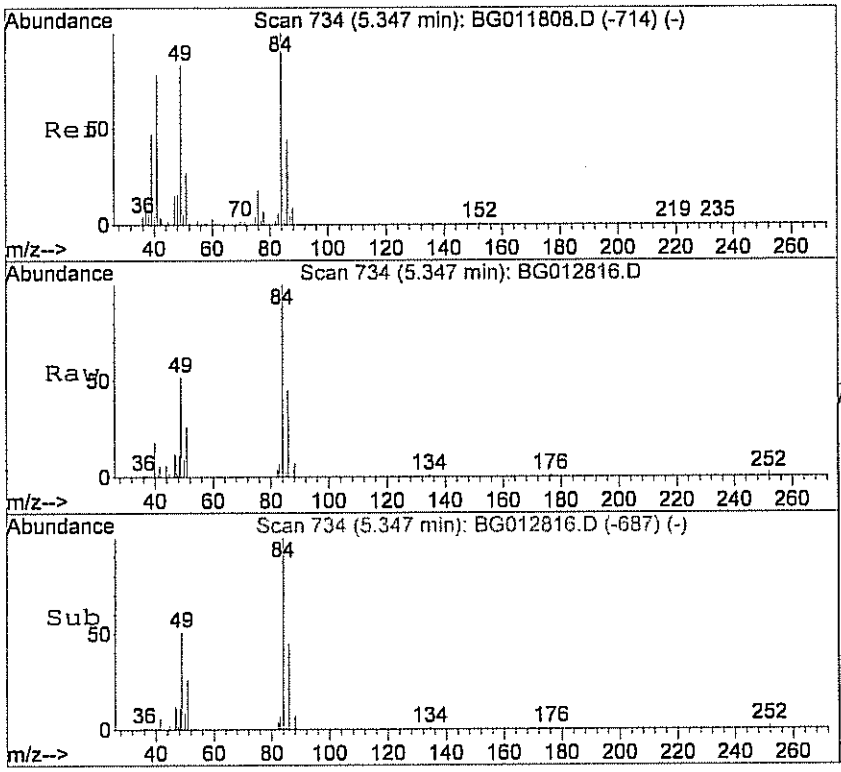

#16
Methylene chloride
Concen: 0.45 ppb
RT: 5.35 min Scan# 734
Delta R.T. -0.00 min
Lab File: BG012816.D
Acq: 28 Jan 2011 9:15 pm

Tgt Ion: 84 Resp: 11465

Ion	Ratio	Lower	Upper
84	100		
49	120.3	82.7	122.7
86	66.4	35.7	75.7

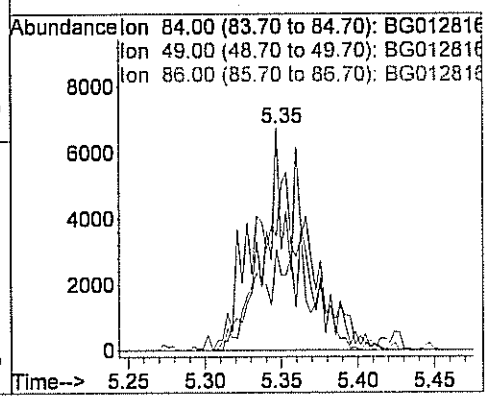

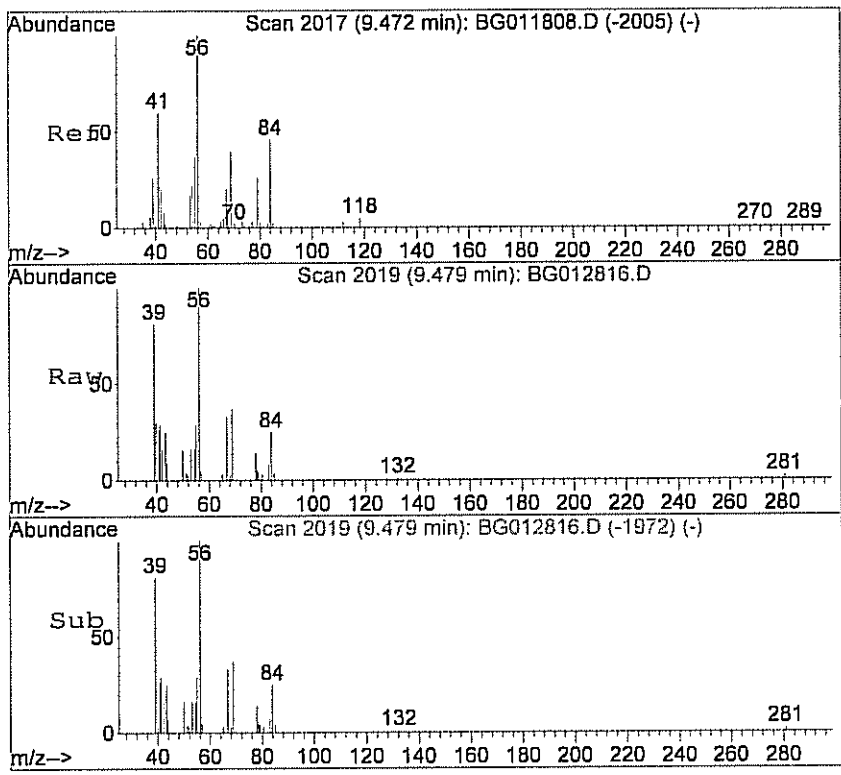

#32
Cyclohexane
Concen: 0.30 ppb
RT: 9.48 min Scan# 2019
Delta R.T. -0.00 min
Lab File: BG012816.D
Acq: 28 Jan 2011 9:15 pm

Tgt Ion: 56 Resp: 5749

Ion	Ratio	Lower	Upper
56	100		
41	89.1	40.6	80.6#
84	23.6	31.3	71.3#

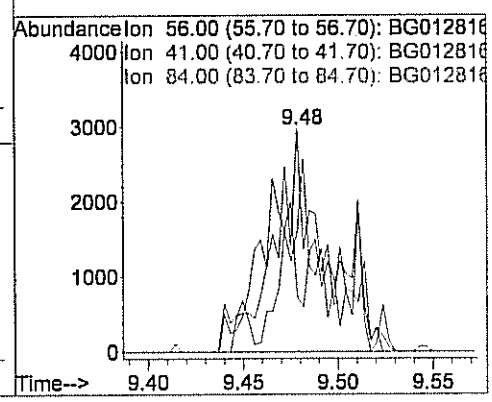

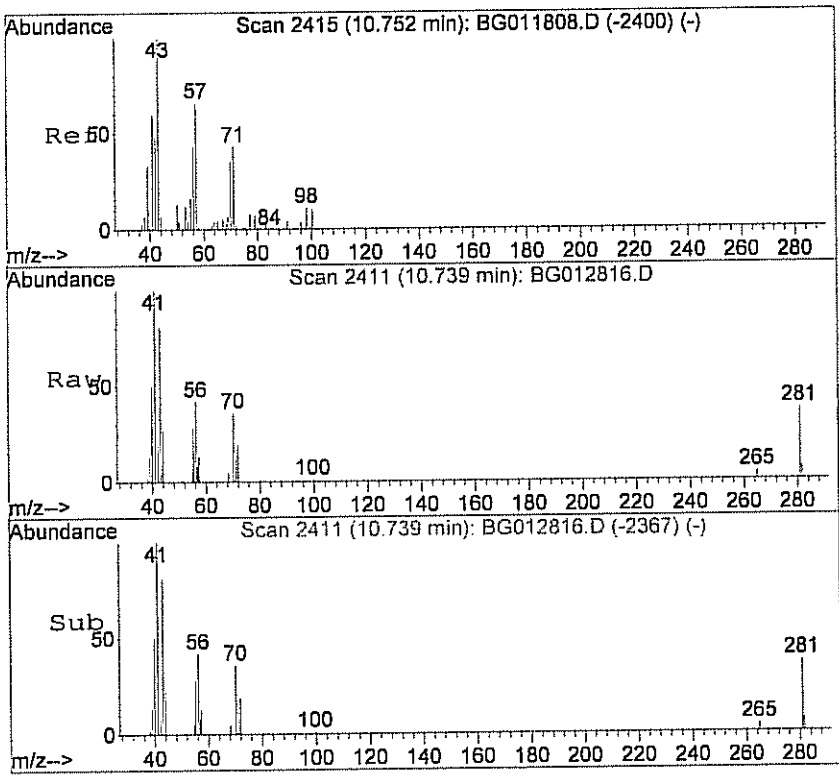

#37
Heptane
Concen: 0.13 ppb m
RT: 10.74 min Scan# 2411
Delta R.T. -0.01 min
Lab File: BG012816.D
Acq: 28 Jan 2011 9:15 pm

Tgt Ion: 43	Resp:	2632	
Ion	Ratio	Lower	Upper
43	100		
57	63.9	40.1	80.1
71	24.3	41.4	81.4#

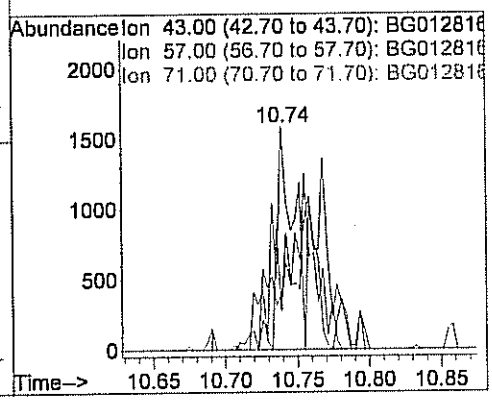

Quantitation Report (QT Reviewed)

Data File : C:\MSDCHEM\1\DATA\BG012817.D Vial: 44
Acq On : 28 Jan 2011 9:48 pm Operator: LL
Sample : C1101036-008A 80X Inst : MSD #2
Misc : 1ugm3 & 0.25TCE,CT,VNCL Sample Multiplr: 1.00
MS Integration Params: RTEINT.P
Quant Time: Jan 28 22:09:13 2011 Quant Results File: B118_1UG.RES

Quant Method : C:\MSDCHEM\1\METHODS\B118_1UG.M (RTE Integrator)
Title : TO-15 VOA Standards for 5 point calibration
Last Update : Wed Jan 26 14:01:48 2011
Response via : Initial Calibration
DataAcq Meth : B118_1UG

Internal Standards	R.T.	QIon	Response	Conc	Units	Dev(Min)
1) Bromochloromethane	7.88	128	16446	1.00	ppb	0.00
30) 1,4-difluorobenzene	10.19	114	36521	1.00	ppb	0.00
44) Chlorobenzene-d5	14.98	117	39471	1.00	ppb	0.00
System Monitoring Compounds						
57) Bromofluorobenzene	16.51	95	19895	0.94	ppb	0.00
Spiked Amount 1.000	Range 70 - 130		Recovery = 94.00%			
Target Compounds						Qvalue
13) Isopropyl alcohol	4.90	45	14690m	0.73	ppb	
16) Methylene chloride	5.36	84	2676m	0.11	ppb	

(#) = qualifier out of range (m) = manual integration (+) = signals summed

Quantitation Report (QT Reviewed)

Data File : C:\MSDCHEM\1\DATA\BG012817.D
Acq On : 28 Jan 2011 9:48 pm
Sample : C1101036-008A 80X
Misc : 1ugm3 & 0.25TCE,CT,VNCL Sample
MS Integration Params: RTEINT.P
Quant Time: Feb 1 14:53 2011

Vial: 44
Operator: LL
Inst : MSD #2
Multiplr: 1.00

Quant Results File: B118_1UG.RES

Method : C:\MSDCHEM\1\METHODS\B118_1UG.M (RTE Integrator)
Title : TO-15 VOA Standards for 5 point calibration
Last Update : Tue Feb 01 16:05:43 2011
Response via : Initial Calibration

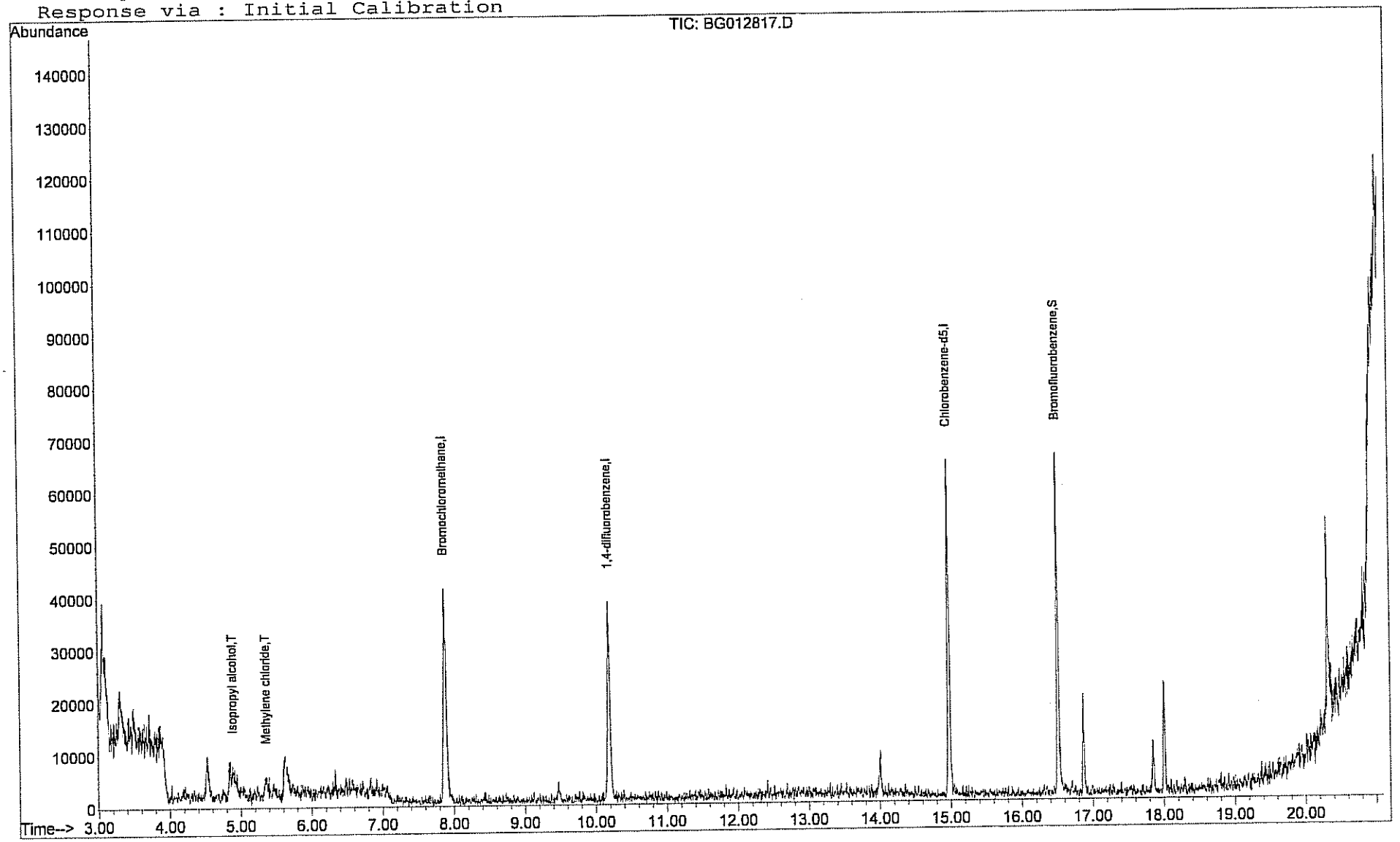

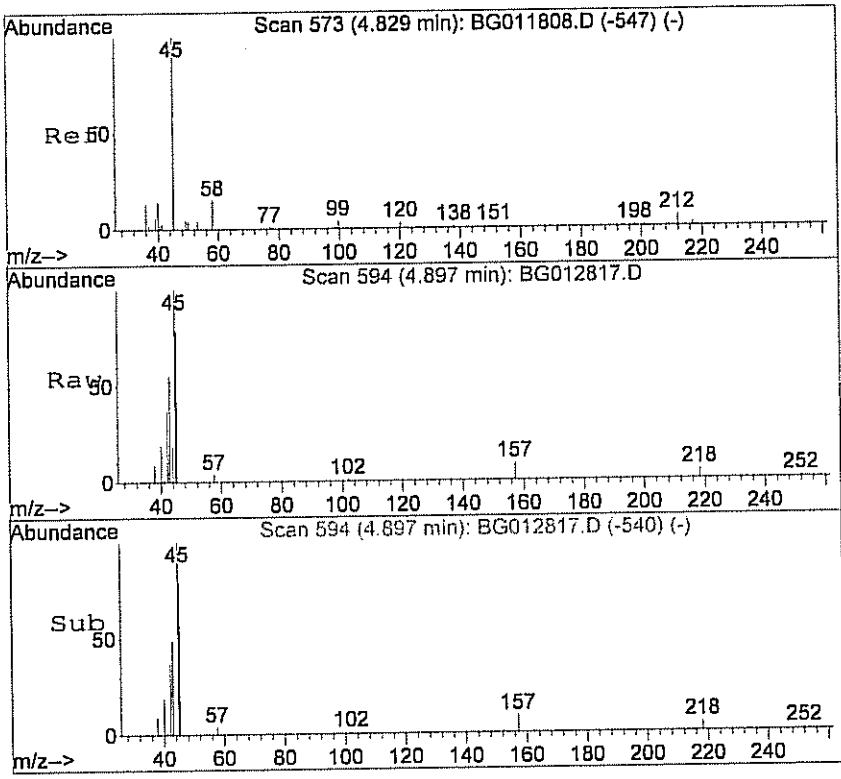

#13
Isopropyl alcohol
Concen: 0.73 ppb m
RT: 4.90 min Scan# 594
Delta R.T. 0.02 min
Lab File: BG012817.D
Acq: 28 Jan 2011 9:48 pm

Tgt Ion: 45 Resp: 14690

Ion	Ratio	Lower	Upper
45	100		
43	1.5	6.2	46.2#

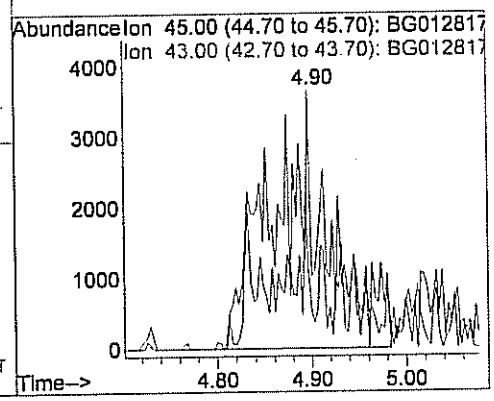

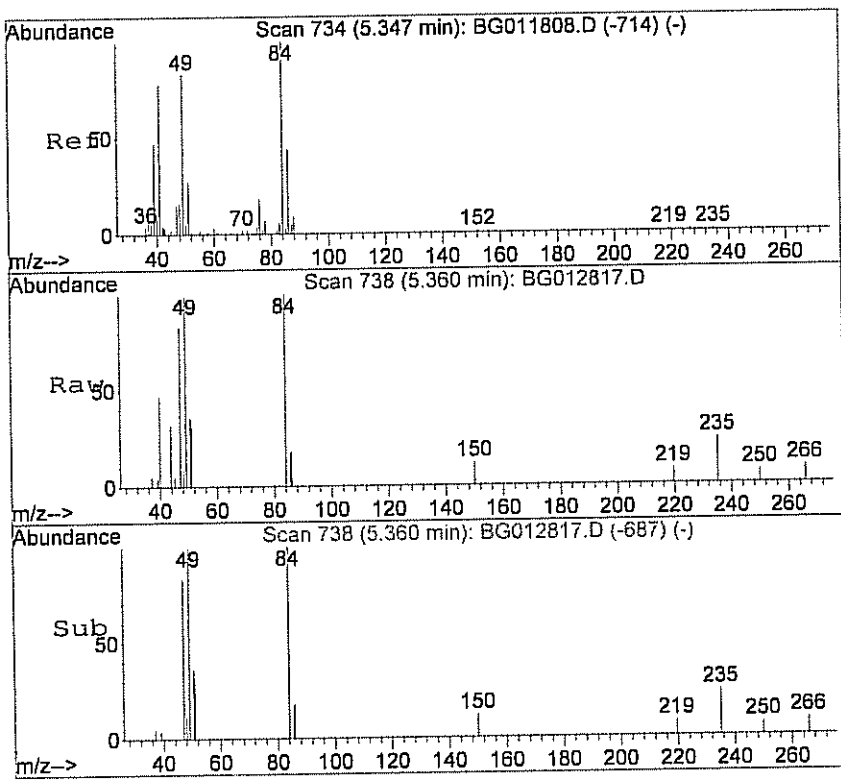

#16
Methylene chloride
Concen: 0.11 ppb m
RT: 5.36 min Scan# 738
Delta R.T. 0.01 min
Lab File: BG012817.D
Acq: 28 Jan 2011 9:48 pm

Tgt Ion: 84 Resp: 2676

Ion	Ratio	Lower	Upper
84	100		
49	88.5	82.7	122.7
86	12.0	35.7	75.7#

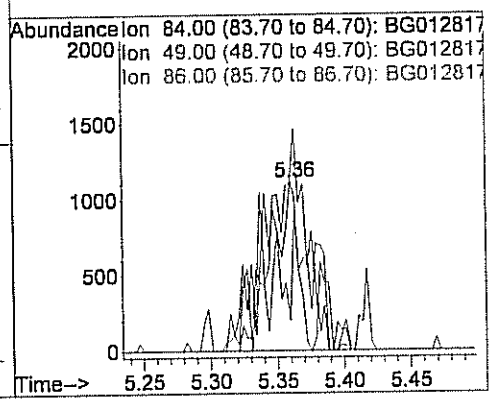

Centek Laboratories, LLC

Date: *24-Feb-11*

CLIENT:	Arcadis	**Client Sample ID:**	SS-VMP 4
Lab Order:	C1101036	**Tag Number:**	554,381
Project:	Lockheed Martin NJ001014.0001	**Collection Date:**	1/25/2011
Lab ID:	C1101036-009A	**Matrix:**	

Analyses	Result	**Limit	Qual	Units	DF	Date Analyzed
FIELD PARAMETERS		FLD				Analyst:
Lab Vacuum In	-5			"Hg		1/26/2011
Lab Vacuum Out	-30			"Hg		1/26/2011
1UG/M3 BY METHOD TO15		TO-15				Analyst: LL
1,1,1-Trichloroethane	< 0.15	0.15		ppbV	1	1/27/2011 7:46:00 PM
1,1,2,2-Tetrachloroethane	< 0.15	0.15		ppbV	1	1/27/2011 7:46:00 PM
1,1,2-Trichloroethane	< 0.15	0.15		ppbV	1	1/27/2011 7:46:00 PM
1,1-Dichloroethane	< 0.15	0.15		ppbV	1	1/27/2011 7:46:00 PM
1,1-Dichloroethene	< 0.15	0.15		ppbV	1	1/27/2011 7:46:00 PM
1,2,4-Trichlorobenzene	< 0.15	0.15		ppbV	1	1/27/2011 7:46:00 PM
1,2,4-Trimethylbenzene	1.1	1.2	J	ppbV	8	1/28/2011 10:21:00 PM
1,2-Dibromoethane	< 0.15	0.15		ppbV	1	1/27/2011 7:46:00 PM
1,2-Dichlorobenzene	< 0.15	0.15		ppbV	1	1/27/2011 7:46:00 PM
1,2-Dichloroethane	< 0.15	0.15		ppbV	1	1/27/2011 7:46:00 PM
1,2-Dichloropropane	< 0.15	0.15		ppbV	1	1/27/2011 7:46:00 PM
1,3,5-Trimethylbenzene	0.52	0.15		ppbV	1	1/27/2011 7:46:00 PM
1,3-butadiene	< 0.15	0.15		ppbV	1	1/27/2011 7:46:00 PM
1,3-Dichlorobenzene	< 0.15	0.15		ppbV	1	1/27/2011 7:46:00 PM
1,4-Dichlorobenzene	< 0.15	0.15		ppbV	1	1/27/2011 7:46:00 PM
1,4-Dioxane	< 0.30	0.30		ppbV	1	1/27/2011 7:46:00 PM
2,2,4-trimethylpentane	< 0.15	0.15		ppbV	1	1/27/2011 7:46:00 PM
4-ethyltoluene	0.47	0.15		ppbV	1	1/27/2011 7:46:00 PM
Acetone	3.8	2.4		ppbV	8	1/28/2011 10:21:00 PM
Allyl chloride	< 0.15	0.15		ppbV	1	1/27/2011 7:46:00 PM
Benzene	0.39	0.15		ppbV	1	1/27/2011 7:46:00 PM
Benzyl chloride	< 0.15	0.15		ppbV	1	1/27/2011 7:46:00 PM
Bromodichloromethane	< 0.15	0.15		ppbV	1	1/27/2011 7:46:00 PM
Bromoform	< 0.15	0.15		ppbV	1	1/27/2011 7:46:00 PM
Bromomethane	< 0.15	0.15		ppbV	1	1/27/2011 7:46:00 PM
Carbon disulfide	< 0.15	0.15		ppbV	1	1/27/2011 7:46:00 PM
Carbon tetrachloride	0.050	0.15	J	ppbV	1	1/27/2011 7:46:00 PM
Chlorobenzene	0.26	0.15		ppbV	1	1/27/2011 7:46:00 PM
Chloroethane	< 0.15	0.15		ppbV	1	1/27/2011 7:46:00 PM
Chloroform	< 0.15	0.15		ppbV	1	1/27/2011 7:46:00 PM
Chloromethane	0.39	0.15		ppbV	1	1/27/2011 7:46:00 PM
cis-1,2-Dichloroethene	< 0.15	0.15		ppbV	1	1/27/2011 7:46:00 PM
cis-1,3-Dichloropropene	< 0.15	0.15		ppbV	1	1/27/2011 7:46:00 PM
Cyclohexane	2.6	1.2		ppbV	8	1/28/2011 10:21:00 PM
Dibromochloromethane	< 0.15	0.15		ppbV	1	1/27/2011 7:46:00 PM
Ethyl acetate	< 0.25	0.25		ppbV	1	1/27/2011 7:46:00 PM

Qualifiers:

**	Reporting Limit	.	Results reported are not blank corrected
B	Analyte detected in the associated Method Blank	E	Value above quantitation range
H	Holding times for preparation or analysis exceeded	J	Analyte detected at or below quantitation limits
JN	Non-routine analyte. Quantitation estimated.	ND	Not Detected at the Reporting Limit
S	Spike Recovery outside accepted recovery limits		

Centek Laboratories, LLC

Date: *24-Feb-11*

CLIENT:	Arcadis	**Client Sample ID:**	SS-VMP 4
Lab Order:	C1101036	**Tag Number:**	554,381
Project:	Lockheed Martin NJ001014.0001	**Collection Date:**	1/25/2011
Lab ID:	C1101036-009A	**Matrix:**	

Analyses	Result	**Limit	Qual	Units	DF	Date Analyzed
1UG/M3 BY METHOD TO15		**TO-15**				Analyst: LL
Ethylbenzene	0.20	0.15		ppbV	1	1/27/2011 7:46:00 PM
Freon 11	0.37	0.15		ppbV	1	1/27/2011 7:46:00 PM
Freon 113	< 0.15	0.15		ppbV	1	1/27/2011 7:46:00 PM
Freon 114	< 0.15	0.15		ppbV	1	1/27/2011 7:46:00 PM
Freon 12	0.48	0.15		ppbV	1	1/27/2011 7:46:00 PM
Heptane	1.6	0.15		ppbV	1	1/27/2011 7:46:00 PM
Hexachloro-1,3-butadiene	< 0.15	0.15		ppbV	1	1/27/2011 7:46:00 PM
Hexane	0.35	0.15		ppbV	1	1/27/2011 7:46:00 PM
Isopropyl alcohol	130	24		ppbV	160	1/28/2011 10:54:00 PM
m&p-Xylene	0.42	0.30		ppbV	1	1/27/2011 7:46:00 PM
Methyl Butyl Ketone	< 0.30	0.30		ppbV	1	1/27/2011 7:46:00 PM
Methyl Ethyl Ketone	< 0.30	0.30		ppbV	1	1/27/2011 7:46:00 PM
Methyl Isobutyl Ketone	< 0.30	0.30		ppbV	1	1/27/2011 7:46:00 PM
Methyl tert-butyl ether	< 0.15	0.15		ppbV	1	1/27/2011 7:46:00 PM
Methylene chloride	5.6	1.2		ppbV	8	1/28/2011 10:21:00 PM
o-Xylene	0.25	0.15		ppbV	1	1/27/2011 7:46:00 PM
Propylene	< 0.15	0.15		ppbV	1	1/27/2011 7:46:00 PM
Styrene	0.97	0.15		ppbV	1	1/27/2011 7:46:00 PM
Tetrachloroethylene	< 0.15	0.15		ppbV	1	1/27/2011 7:46:00 PM
Tetrahydrofuran	< 0.15	0.15		ppbV	1	1/27/2011 7:46:00 PM
Toluene	1.0	0.15		ppbV	1	1/27/2011 7:46:00 PM
trans-1,2-Dichloroethene	< 0.15	0.15		ppbV	1	1/27/2011 7:46:00 PM
trans-1,3-Dichloropropene	< 0.15	0.15		ppbV	1	1/27/2011 7:46:00 PM
Trichloroethene	0.36	0.15		ppbV	1	1/27/2011 7:46:00 PM
Vinyl acetate	< 0.15	0.15		ppbV	1	1/27/2011 7:46:00 PM
Vinyl Bromide	< 0.15	0.15		ppbV	1	1/27/2011 7:46:00 PM
Vinyl chloride	< 0.15	0.15		ppbV	1	1/27/2011 7:46:00 PM
Surr: Bromofluorobenzene	103	70-130		%REC	1	1/27/2011 7:46:00 PM

Qualifiers:

**	Reporting Limit
B	Analyte detected in the associated Method Blank
H	Holding times for preparation or analysis exceeded
JN	Non-routine analyte. Quantitation estimated.
S	Spike Recovery outside accepted recovery limits
.	Results reported are not blank corrected
E	Value above quantitation range
J	Analyte detected at or below quantitation limits
ND	Not Detected at the Reporting Limit

Centek Laboratories, LLC

Date: *24-Feb-11*

CLIENT:	Arcadis	**Client Sample ID:**	SS-VMP 4
Lab Order:	C1101036	**Tag Number:**	554,381
Project:	Lockheed Martin NJ001014.0001	**Collection Date:**	1/25/2011
Lab ID:	C1101036-009A	**Matrix:**	

Analyses	Result	**Limit	Qual	Units	DF	Date Analyzed
1UG/M3 BY METHOD TO15		TO-15				Analyst: LL
1,1,1-Trichloroethane	< 0.83	0.83		ug/m3	1	1/27/2011 7:46:00 PM
1,1,2,2-Tetrachloroethane	< 1.0	1.0		ug/m3	1	1/27/2011 7:46:00 PM
1,1,2-Trichloroethane	< 0.83	0.83		ug/m3	1	1/27/2011 7:46:00 PM
1,1-Dichloroethane	< 0.62	0.62		ug/m3	1	1/27/2011 7:46:00 PM
1,1-Dichloroethene	< 0.60	0.60		ug/m3	1	1/27/2011 7:46:00 PM
1,2,4-Trichlorobenzene	< 1.1	1.1		ug/m3	1	1/27/2011 7:46:00 PM
1,2,4-Trimethylbenzene	5.6	6.0	J	ug/m3	8	1/28/2011 10:21:00 PM
1,2-Dibromoethane	< 1.2	1.2		ug/m3	1	1/27/2011 7:46:00 PM
1,2-Dichlorobenzene	< 0.92	0.92		ug/m3	1	1/27/2011 7:46:00 PM
1,2-Dichloroethane	< 0.62	0.62		ug/m3	1	1/27/2011 7:46:00 PM
1,2-Dichloropropane	< 0.70	0.70		ug/m3	1	1/27/2011 7:46:00 PM
1,3,5-Trimethylbenzene	2.6	0.75		ug/m3	1	1/27/2011 7:46:00 PM
1,3-butadiene	< 0.34	0.34		ug/m3	1	1/27/2011 7:46:00 PM
1,3-Dichlorobenzene	< 0.92	0.92		ug/m3	1	1/27/2011 7:46:00 PM
1,4-Dichlorobenzene	< 0.92	0.92		ug/m3	1	1/27/2011 7:46:00 PM
1,4-Dioxane	< 1.1	1.1		ug/m3	1	1/27/2011 7:46:00 PM
2,2,4-trimethylpentane	< 0.71	0.71		ug/m3	1	1/27/2011 7:46:00 PM
4-ethyltoluene	2.3	0.75		ug/m3	1	1/27/2011 7:46:00 PM
Acetone	9.1	5.8		ug/m3	8	1/28/2011 10:21:00 PM
Allyl chloride	< 0.48	0.48		ug/m3	1	1/27/2011 7:46:00 PM
Benzene	1.3	0.49		ug/m3	1	1/27/2011 7:46:00 PM
Benzyl chloride	< 0.88	0.88		ug/m3	1	1/27/2011 7:46:00 PM
Bromodichloromethane	< 1.0	1.0		ug/m3	1	1/27/2011 7:46:00 PM
Bromoform	< 1.6	1.6		ug/m3	1	1/27/2011 7:46:00 PM
Bromomethane	< 0.59	0.59		ug/m3	1	1/27/2011 7:46:00 PM
Carbon disulfide	< 0.47	0.47		ug/m3	1	1/27/2011 7:46:00 PM
Carbon tetrachloride	0.32	0.96	J	ug/m3	1	1/27/2011 7:46:00 PM
Chlorobenzene	1.2	0.70		ug/m3	1	1/27/2011 7:46:00 PM
Chloroethane	< 0.40	0.40		ug/m3	1	1/27/2011 7:46:00 PM
Chloroform	< 0.74	0.74		ug/m3	1	1/27/2011 7:46:00 PM
Chloromethane	0.82	0.31		ug/m3	1	1/27/2011 7:46:00 PM
cis-1,2-Dichloroethene	< 0.60	0.60		ug/m3	1	1/27/2011 7:46:00 PM
cis-1,3-Dichloropropene	< 0.69	0.69		ug/m3	1	1/27/2011 7:46:00 PM
Cyclohexane	9.0	4.2		ug/m3	8	1/28/2011 10:21:00 PM
Dibromochloromethane	< 1.3	1.3		ug/m3	1	1/27/2011 7:46:00 PM
Ethyl acetate	< 0.92	0.92		ug/m3	1	1/27/2011 7:46:00 PM
Ethylbenzene	0.88	0.66		ug/m3	1	1/27/2011 7:46:00 PM
Freon 11	2.1	0.86		ug/m3	1	1/27/2011 7:46:00 PM
Freon 113	< 1.2	1.2		ug/m3	1	1/27/2011 7:46:00 PM
Freon 114	< 1.1	1.1		ug/m3	1	1/27/2011 7:46:00 PM

Qualifiers:

**	Reporting Limit	.	Results reported are not blank corrected
B	Analyte detected in the associated Method Blank	E	Value above quantitation range
H	Holding times for preparation or analysis exceeded	J	Analyte detected at or below quantitation limits
JN	Non-routine analyte. Quantitation estimated.	ND	Not Detected at the Reporting Limit
S	Spike Recovery outside accepted recovery limits		

Centek Laboratories, LLC

Date: *24-Feb-11*

CLIENT:	Arcadis	**Client Sample ID:**	SS-VMP 4
Lab Order:	C1101036	**Tag Number:**	554,381
Project:	Lockheed Martin NJ001014.0001	**Collection Date:**	1/25/2011
Lab ID:	C1101036-009A	**Matrix:**	

Analyses	Result	**Limit	Qual	Units	DF	Date Analyzed
1UG/M3 BY METHOD TO15		TO-15				Analyst: LL
Freon 12	2.4	0.75		ug/m3	1	1/27/2011 7:46:00 PM
Heptane	6.8	0.62		ug/m3	1	1/27/2011 7:46:00 PM
Hexachloro-1,3-butadiene	< 1.6	1.6		ug/m3	1	1/27/2011 7:46:00 PM
Hexane	1.3	0.54		ug/m3	1	1/27/2011 7:46:00 PM
Isopropyl alcohol	320	60		ug/m3	160	1/28/2011 10:54:00 PM
m&p-Xylene	1.9	1.3		ug/m3	1	1/27/2011 7:46:00 PM
Methyl Butyl Ketone	< 1.2	1.2		ug/m3	1	1/27/2011 7:46:00 PM
Methyl Ethyl Ketone	< 0.90	0.90		ug/m3	1	1/27/2011 7:46:00 PM
Methyl Isobutyl Ketone	< 1.2	1.2		ug/m3	1	1/27/2011 7:46:00 PM
Methyl tert-butyl ether	< 0.55	0.55		ug/m3	1	1/27/2011 7:46:00 PM
Methylene chloride	20	4.2		ug/m3	8	1/28/2011 10:21:00 PM
o-Xylene	1.1	0.66		ug/m3	1	1/27/2011 7:46:00 PM
Propylene	< 0.26	0.26		ug/m3	1	1/27/2011 7:46:00 PM
Styrene	4.2	0.65		ug/m3	1	1/27/2011 7:46:00 PM
Tetrachloroethylene	< 1.0	1.0		ug/m3	1	1/27/2011 7:46:00 PM
Tetrahydrofuran	< 0.45	0.45		ug/m3	1	1/27/2011 7:46:00 PM
Toluene	3.9	0.57		ug/m3	1	1/27/2011 7:46:00 PM
trans-1,2-Dichloroethene	< 0.60	0.60		ug/m3	1	1/27/2011 7:46:00 PM
trans-1,3-Dichloropropene	< 0.69	0.69		ug/m3	1	1/27/2011 7:46:00 PM
Trichloroethene	2.0	0.82		ug/m3	1	1/27/2011 7:46:00 PM
Vinyl acetate	< 0.54	0.54		ug/m3	1	1/27/2011 7:46:00 PM
Vinyl Bromide	< 0.67	0.67		ug/m3	1	1/27/2011 7:46:00 PM
Vinyl chloride	< 0.39	0.39		ug/m3	1	1/27/2011 7:46:00 PM

Qualifiers:

**	Reporting Limit
B	Analyte detected in the associated Method Blank
H	Holding times for preparation or analysis exceeded
JN	Non-routine analyte. Quantitation estimated.
S	Spike Recovery outside accepted recovery limits
.	Results reported are not blank corrected
E	Value above quantitation range
J	Analyte detected at or below quantitation limits
ND	Not Detected at the Reporting Limit

Quantitation Report (QT Reviewed)

Data File : C:\MSDCHEM\1\DATA\BG012713.D Vial: 45
Acq On : 27 Jan 2011 7:46 pm Operator: LL
Sample : C1101036-009A Inst : MSD #2
Misc : 1ugm3 & 0.25TCE,CT,VNCL Sample Multiplr: 1.00
MS Integration Params: RTEINT.P
Quant Time: Jan 28 12:01:11 2011 Quant Results File: B118_1UG.RES

Quant Method : C:\MSDCHEM\1\METHODS\B118_1UG.M (RTE Integrator)
Title : TO-15 VOA Standards for 5 point calibration
Last Update : Wed Jan 26 14:01:48 2011
Response via : Initial Calibration
DataAcq Meth : B118_1UG

Internal Standards	R.T.	QIon	Response	Conc	Units		Dev(Min)
1) Bromochloromethane	7.88	128	15254	1.00	ppb		0.00
30) 1,4-difluorobenzene	10.18	114	51670	1.00	ppb		0.00
44) Chlorobenzene-d5	14.97	117	53546	1.00	ppb		0.00
System Monitoring Compounds							
57) Bromofluorobenzene	16.51	95	29556	1.03	ppb		0.00
Spiked Amount 1.000	Range 70 - 130		Recovery = 103.00%				
Target Compounds							Qvalue
3) Freon 12	3.13	85	44793	0.48	ppb		95
4) Chloromethane	3.27	50	13021	0.39	ppb		70
11) Freon 11	4.33	101	33104	0.37	ppb		99
12) Acetone	4.60	58	50164m	4.90	ppb		
13) Isopropyl alcohol	4.62	45	2685786m	144.51	ppb		
16) Methylene chloride	5.35	84	173087	7.39	ppb		83
25) Hexane	7.06	41	9562	0.35	ppb	#	86
32) Cyclohexane	9.48	56	119696	4.58	ppb	#	69
33) Carbon tetrachloride	9.42	117	5738	0.05	ppb	#	32
34) Benzene	9.40	78	28992	0.39	ppb	#	73
37) Heptane	10.76	43	44760	1.63	ppb		94
38) Trichloroethene	10.86	130	16159	0.36	ppb		87
45) Toluene	13.08	92	40530	1.03	ppb	#	78
51) Chlorobenzene	15.02	112	15557	0.26	ppb		90
52) Ethylbenzene	15.28	91	12378	0.20	ppb		90
53) m&p-xylene	15.44	91	23950	0.42	ppb		93
54) Styrene	15.87	104	34358	0.97	ppb		79
56) o-xylene	15.89	91	15240	0.25	ppb		99
59) 4-ethyltoluene	17.06	105	31766	0.47	ppb		84
60) 1,3,5-trimethylbenzene	17.13	105	29478	0.52	ppb		92
61) 1,2,4-trimethylbenzene	17.53	105	87136	2.37	ppb		79

I.L.

(#) = qualifier out of range (m) = manual integration (+) = signals summed

Quantitation Report (QT Reviewed)

Data File : C:\MSDCHEM\1\DATA\BG012713.D Vial: 45
Acq On : 27 Jan 2011 7:46 pm Operator: LL
Sample : C1101036-009A Inst : MSD #2
Misc : 1ugm3 & 0.25TCE,CT,VNCL Sample Multiplr: 1.00
MS Integration Params: RTEINT.P
Quant Time: Jan 28 12:08 2011 Quant Results File: B118_1UG.RES

Method : C:\MSDCHEM\1\METHODS\B118_1UG.M (RTE Integrator)
Title : TO-15 VOA Standards for 5 point calibration
Last Update : Tue Feb 01 16:05:43 2011
Response via : Initial Calibration

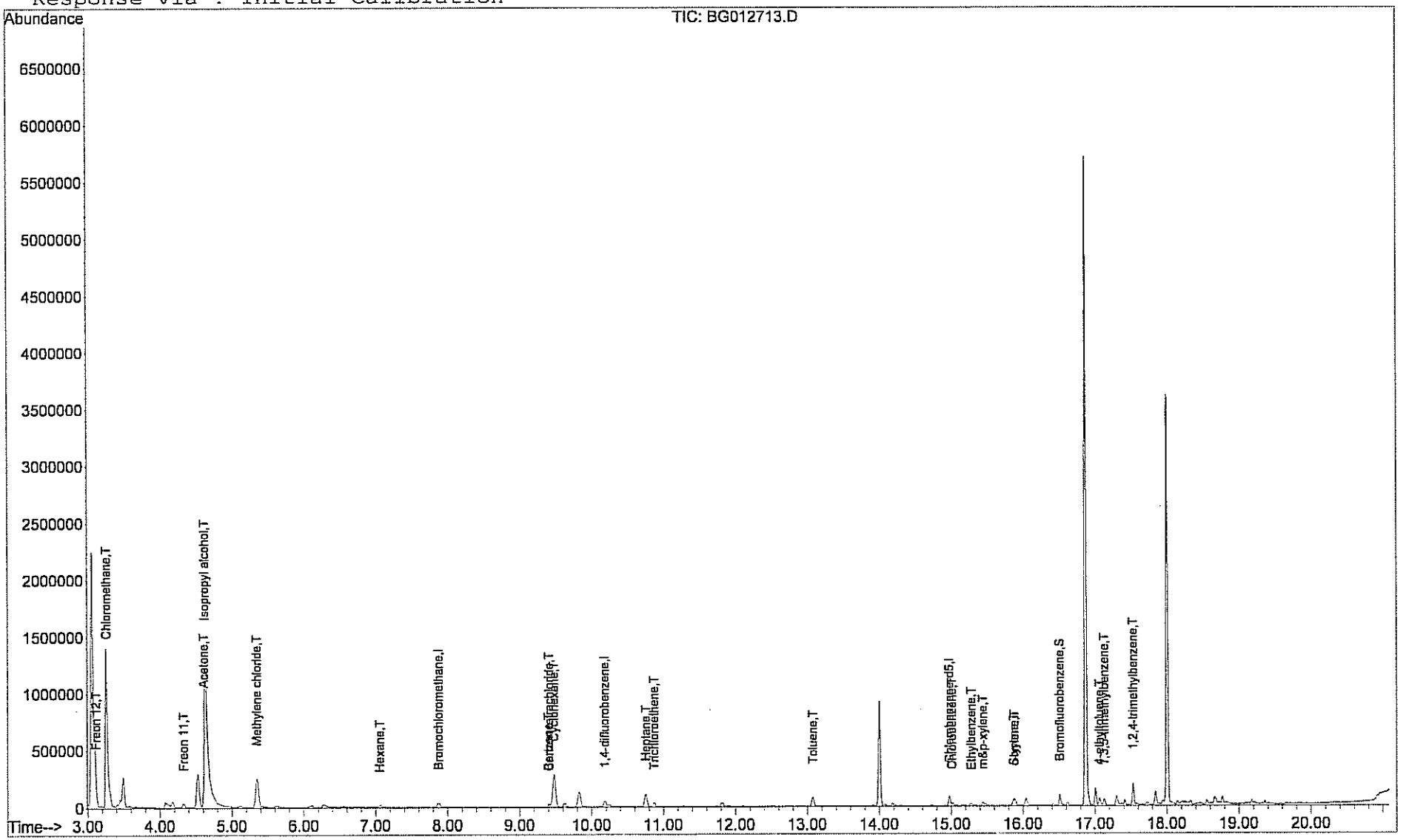

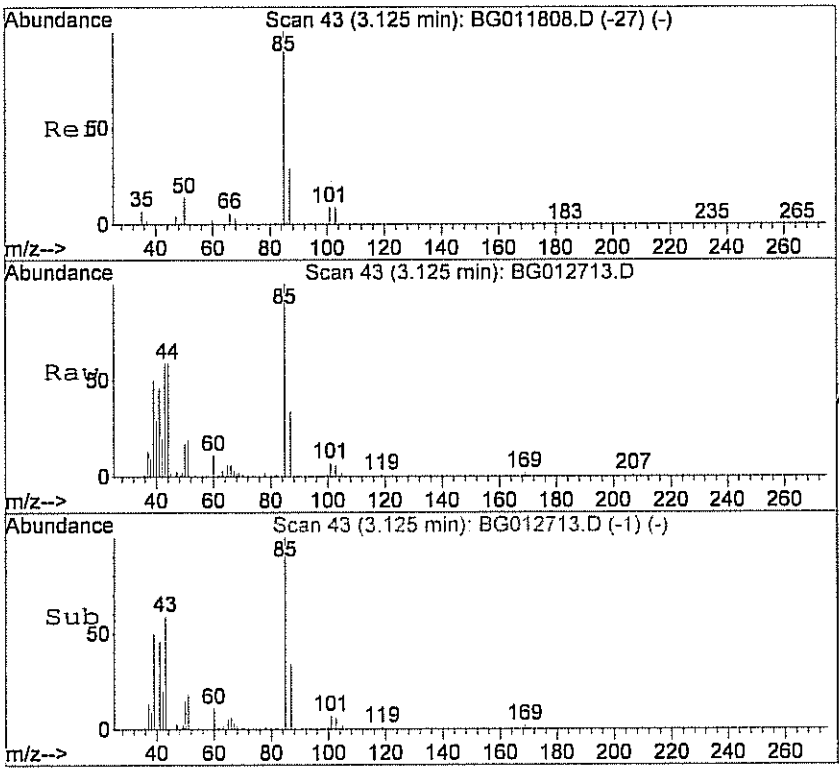

#3
Freon 12
Concen: 0.48 ppb
RT: 3.13 min Scan# 43
Delta R.T. -0.00 min
Lab File: BG012713.D
Acq: 27 Jan 2011 7:46 pm

Tgt Ion: 85 Resp: 44793

Ion	Ratio	Lower	Upper
85	100		
87	31.4	14.1	54.1

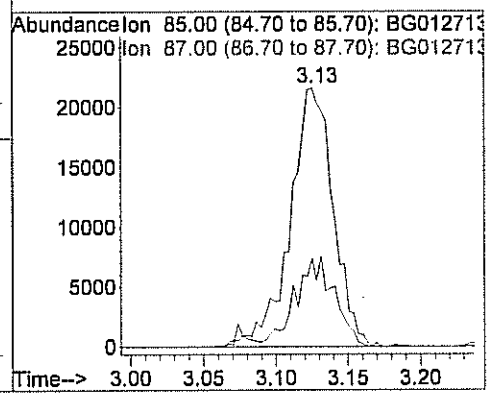

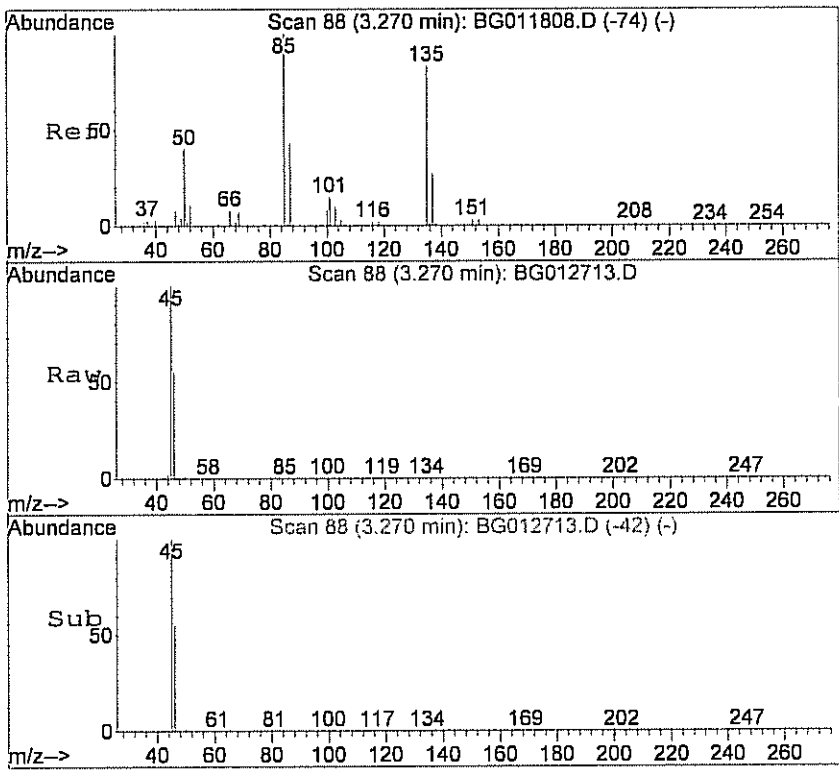

#4
Chloromethane
Concen: 0.39 ppb
RT: 3.27 min Scan# 88
Delta R.T. -0.00 min
Lab File: BG012713.D
Acq: 27 Jan 2011 7:46 pm

Tgt Ion: 50 Resp: 13021

Ion	Ratio	Lower	Upper
50	100		
52	29.6	0.0	36.8

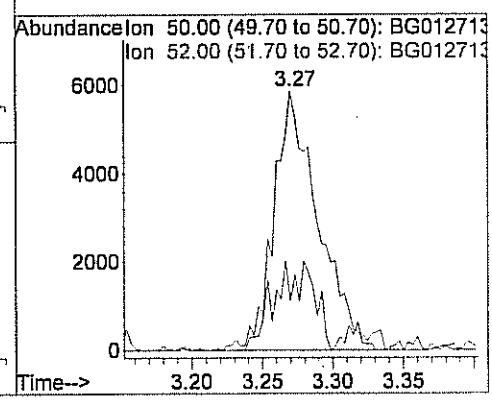

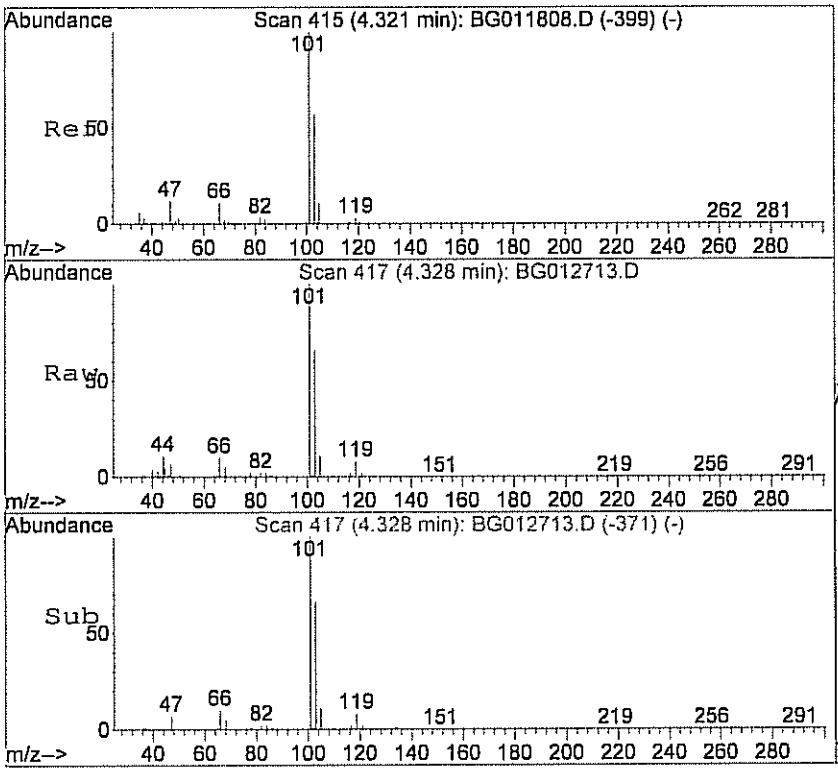

#11
Freon 11
Concen: 0.37 ppb
RT: 4.33 min Scan# 417
Delta R.T. -0.00 min
Lab File: BG012713.D
Acq: 27 Jan 2011 7:46 pm

Tgt Ion:101 Resp: 33104

Ion	Ratio	Lower	Upper
101	100		
103	69.6	49.2	89.2
105	8.3	0.0	27.9

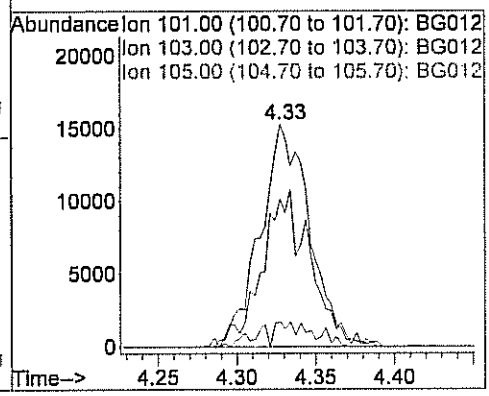

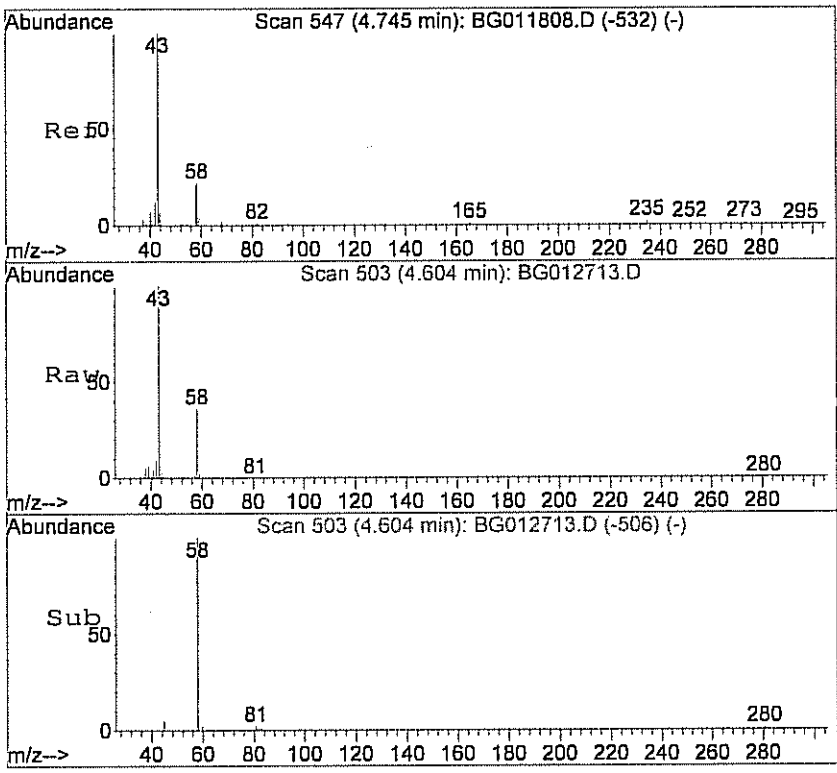

#12
Acetone
Concen: 4.90 ppb m
RT: 4.60 min Scan# 503
Delta R.T. -0.16 min
Lab File: BG012713.D
Acq: 27 Jan 2011 7:46 pm

Tgt Ion: 58 Resp: 50164

Ion	Ratio	Lower	Upper
58	100		
43	0.0	148.4	208.4#

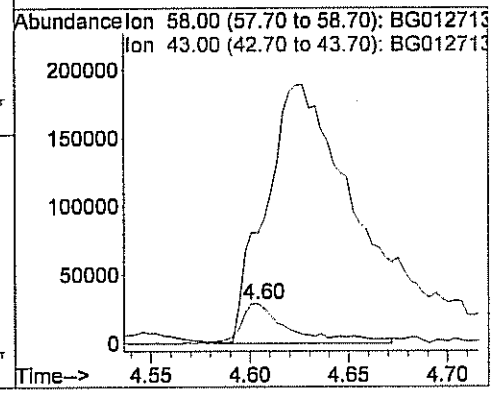

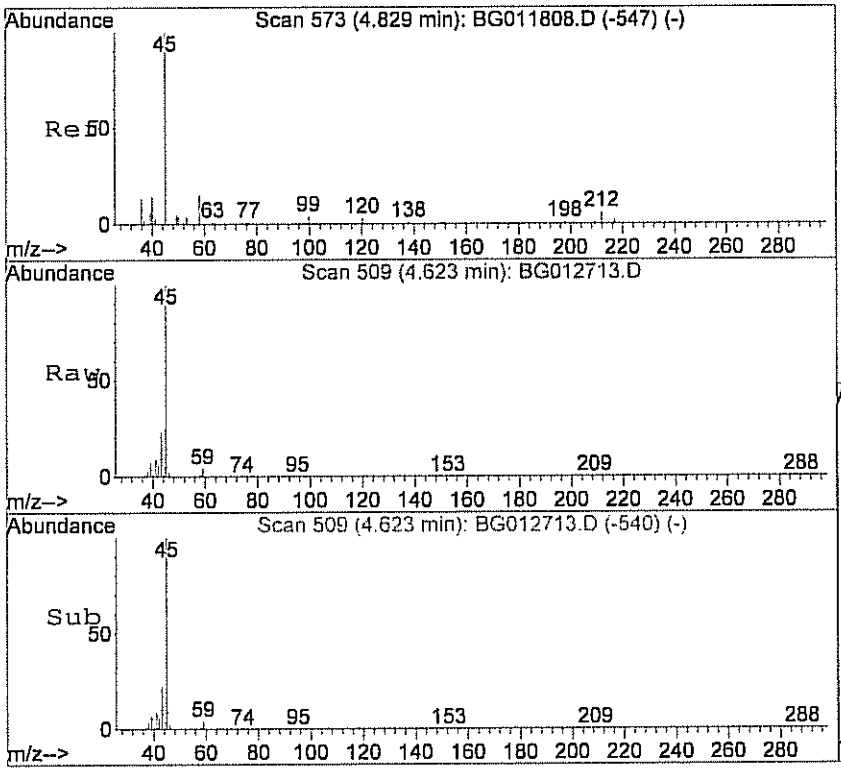

#13
Isopropyl alcohol
Concen: 144.51 ppb m
RT: 4.62 min Scan# 509
Delta R.T. -0.25 min
Lab File: BG012713.D
Acq: 27 Jan 2011 7:46 pm

Tgt Ion: 45 Resp: 2685786

Ion	Ratio	Lower	Upper
45	100		
43	0.0	6.2	46.2#

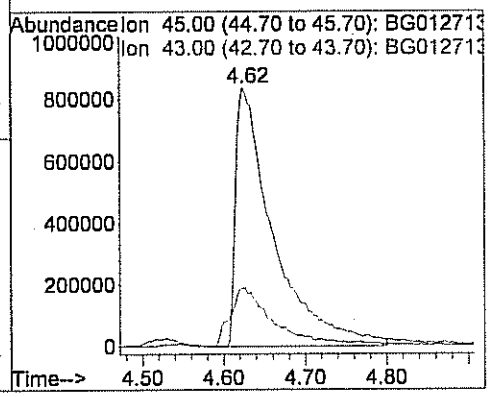

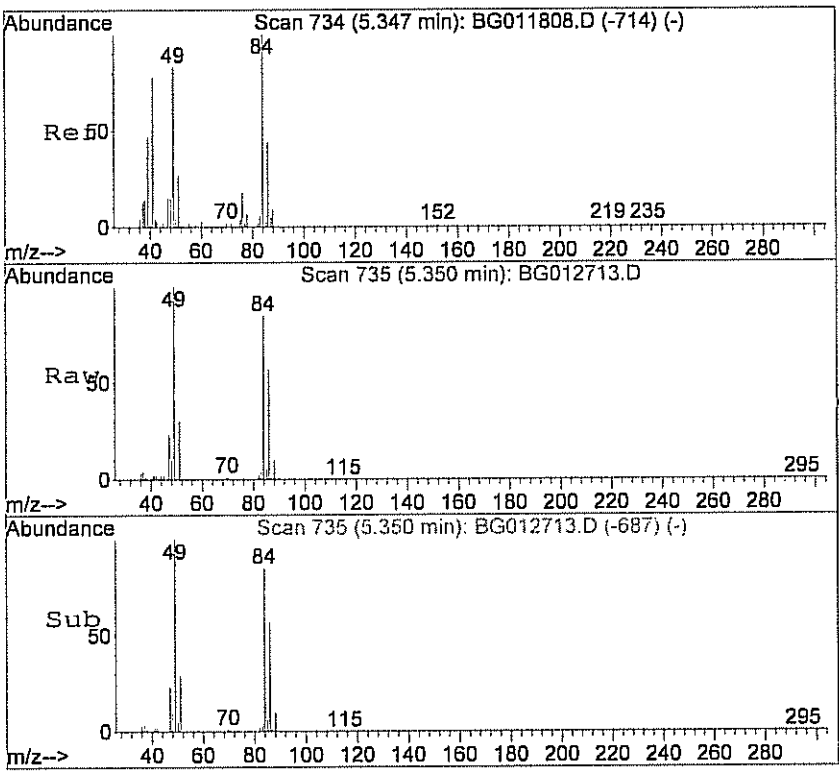

#16
Methylene chloride
Concen: 7.39 ppb
RT: 5.35 min Scan# 735
Delta R.T. 0.00 min
Lab File: BG012713.D
Acq: 27 Jan 2011 7:46 pm

Tgt Ion: 84 Resp: 173087

Ion	Ratio	Lower	Upper
84	100		
49	121.4	82.7	122.7
86	65.5	35.7	75.7

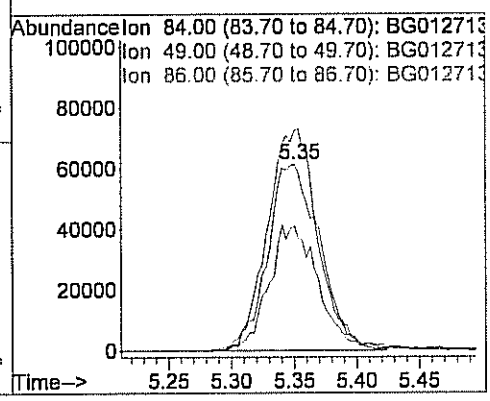

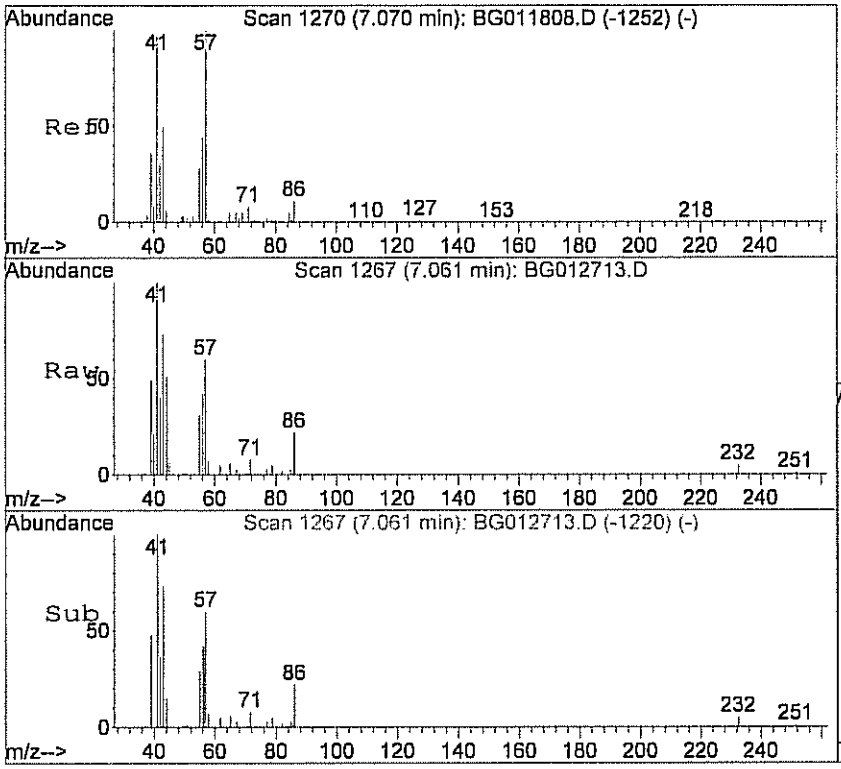

#25
Hexane
Concen: 0.35 ppb
RT: 7.06 min Scan# 1267
Delta R.T. -0.00 min
Lab File: BG012713.D
Acq: 27 Jan 2011 7:46 pm

Tgt Ion: 41 Resp: 9562

Ion	Ratio	Lower	Upper
41	100		
57	87.4	67.3	107.3
43	69.4	22.9	62.9#

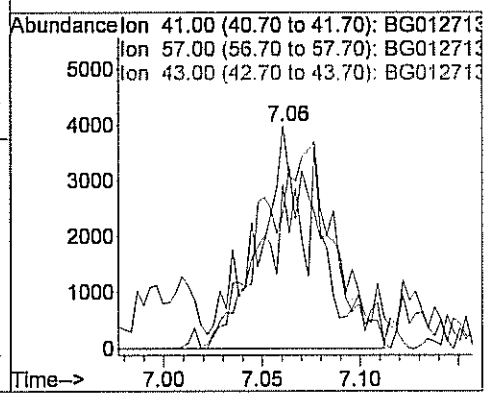

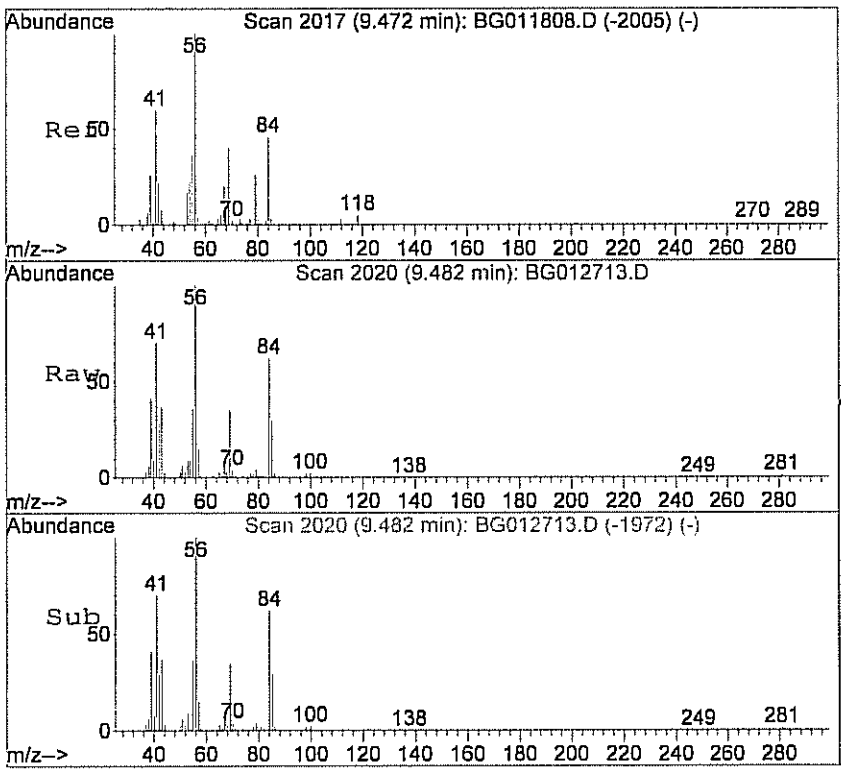

#32
Cyclohexane
Concen: 4.58 ppb
RT: 9.48 min Scan# 2020
Delta R.T. 0.00 min
Lab File: BG012713.D
Acq: 27 Jan 2011 7:46 pm

Tgt Ion: 56 Resp: 119696

Ion	Ratio	Lower	Upper
56	100		
41	78.8	40.6	80.6
84	79.0	31.3	71.3#

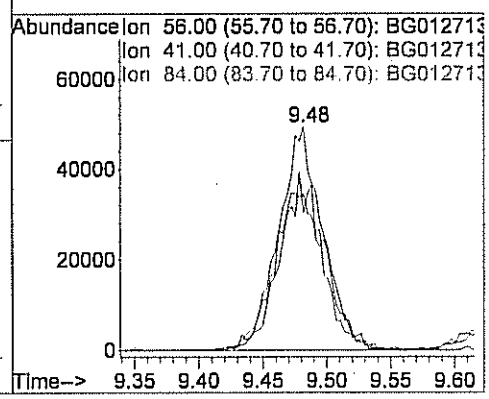

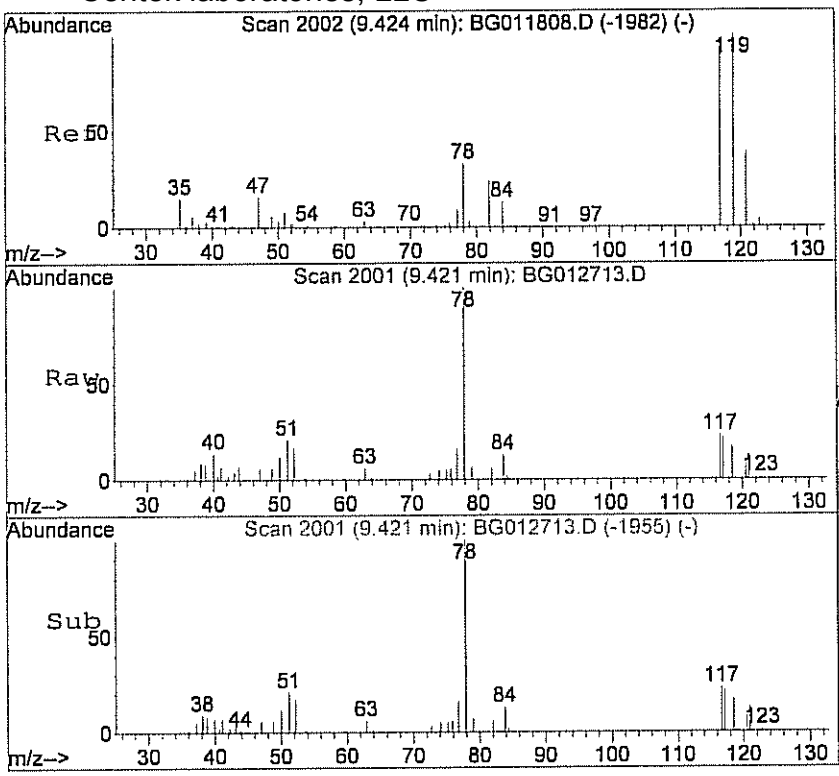

#33
Carbon tetrachloride
Concen: 0.05 ppb
RT: 9.42 min Scan# 2001
Delta R.T. -0.00 min
Lab File: BG012713.D
Acq: 27 Jan 2011 7:46 pm

Tgt Ion:117 Resp: 5738

Ion	Ratio	Lower	Upper
117	100		
119	22.3	64.1	104.1#

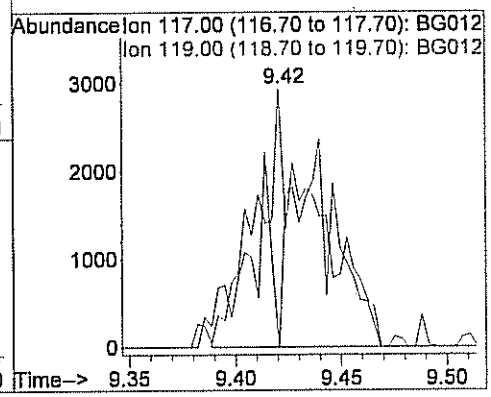

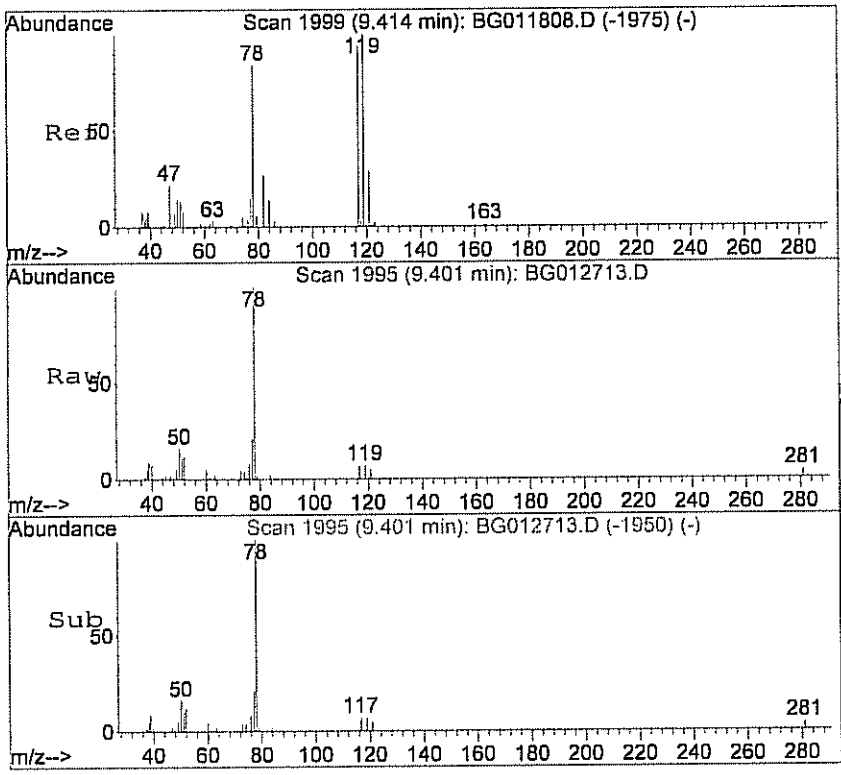

#34
Benzene
Concen: 0.39 ppb
RT: 9.40 min Scan# 1995
Delta R.T. -0.01 min
Lab File: BG012713.D
Acq: 27 Jan 2011 7:46 pm

Tgt Ion: 78 Resp: 28992

Ion	Ratio	Lower	Upper
78	100		
77	15.1	2.4	42.4
51	0.0	0.0	38.9

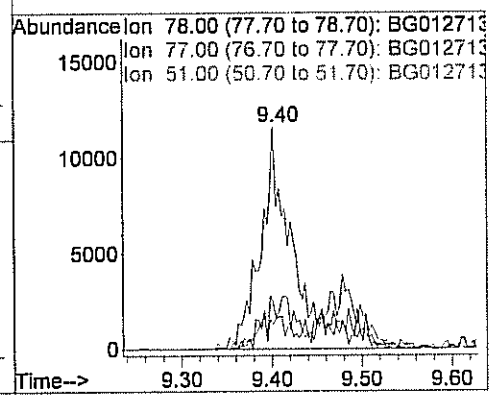

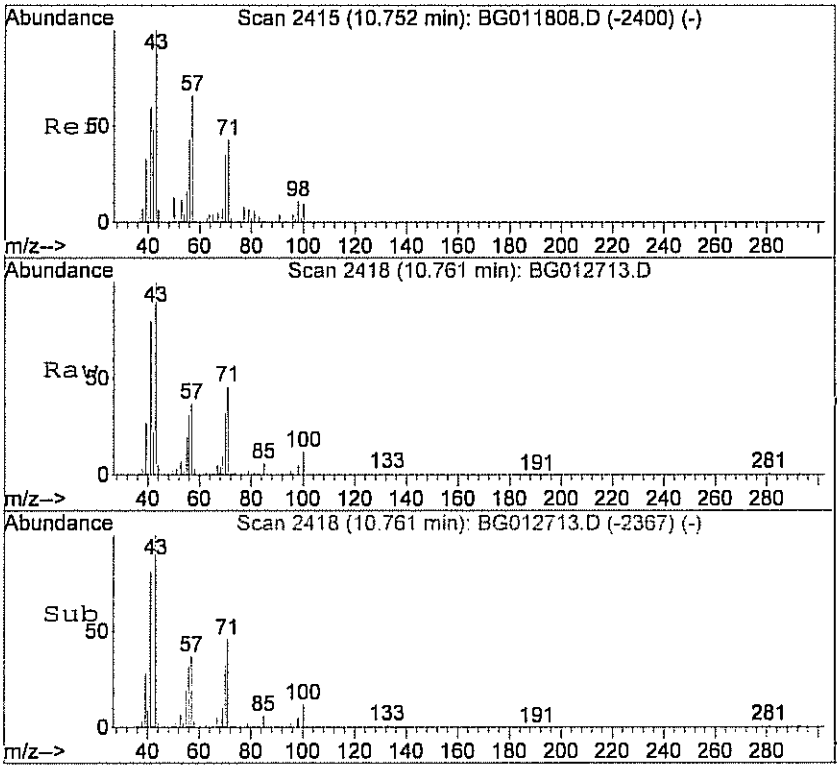

#37
Heptane
Concen: 1.63 ppb
RT: 10.76 min Scan# 2418
Delta R.T. 0.01 min
Lab File: BG012713.D
Acq: 27 Jan 2011 7:46 pm

Tgt Ion: 43 Resp: 44760

Ion	Ratio	Lower	Upper
43	100		
57	52.2	40.1	80.1
71	59.5	41.4	81.4

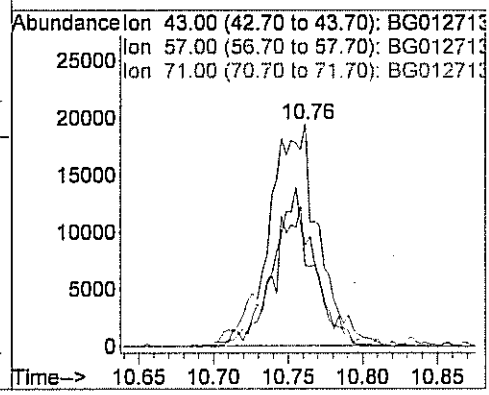

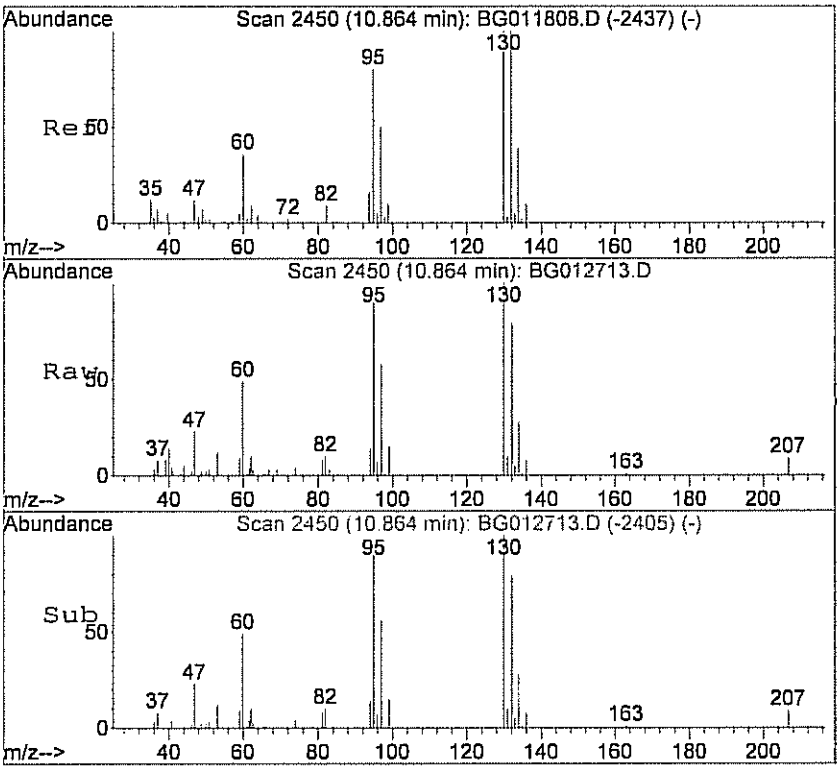

#38
Trichloroethene
Concen: 0.36 ppb
RT: 10.86 min Scan# 2450
Delta R.T. -0.01 min
Lab File: BG012713.D
Acq: 27 Jan 2011 7:46 pm

Tgt Ion:130 Resp: 16159

Ion	Ratio	Lower	Upper
130	100		
132	93.0	63.9	103.9
95	88.1	53.8	93.8

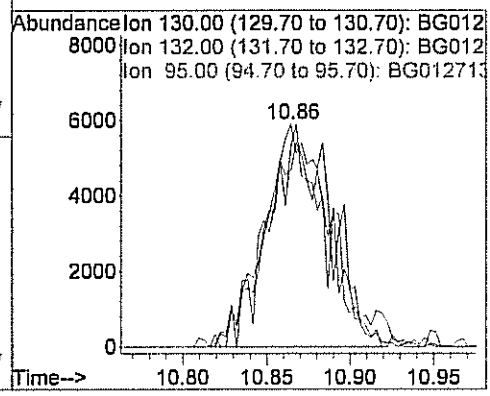

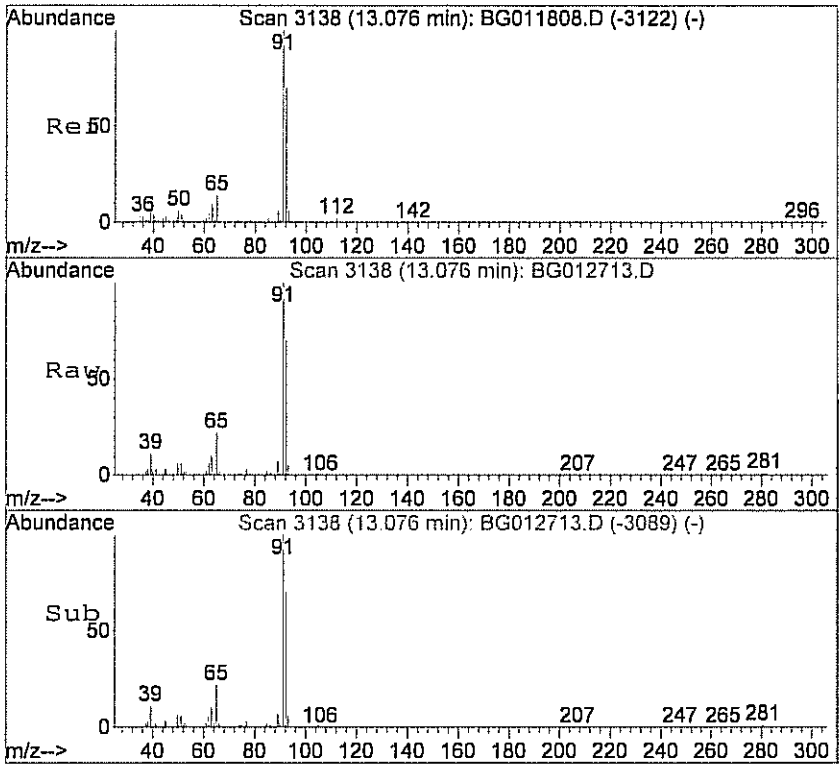

#45
Toluene
Concen: 1.03 ppb
RT: 13.08 min Scan# 3138
Delta R.T. 0.01 min
Lab File: BG012713.D
Acq: 27 Jan 2011 7:46 pm

Tgt Ion: 92 Resp: 40530

Ion	Ratio	Lower	Upper
92	100		
91	167.9	121.5	161.5#

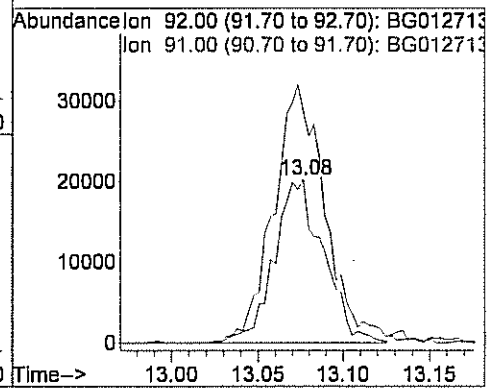

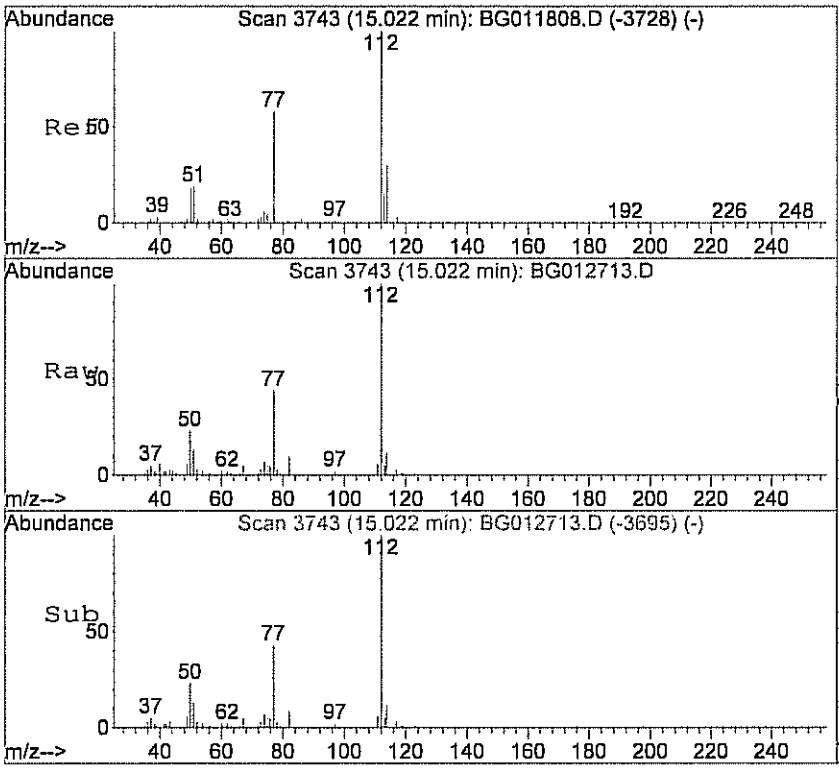

#51
Chlorobenzene
Concen: 0.26 ppb
RT: 15.02 min Scan# 3743
Delta R.T. 0.00 min
Lab File: BG012713.D
Acq: 27 Jan 2011 7:46 pm

Tgt Ion:112 Resp: 15557

Ion	Ratio	Lower	Upper
112	100		
77	51.4	24.7	64.7
114	33.8	8.8	48.8

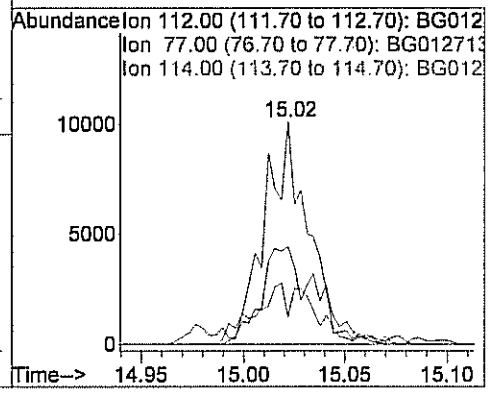

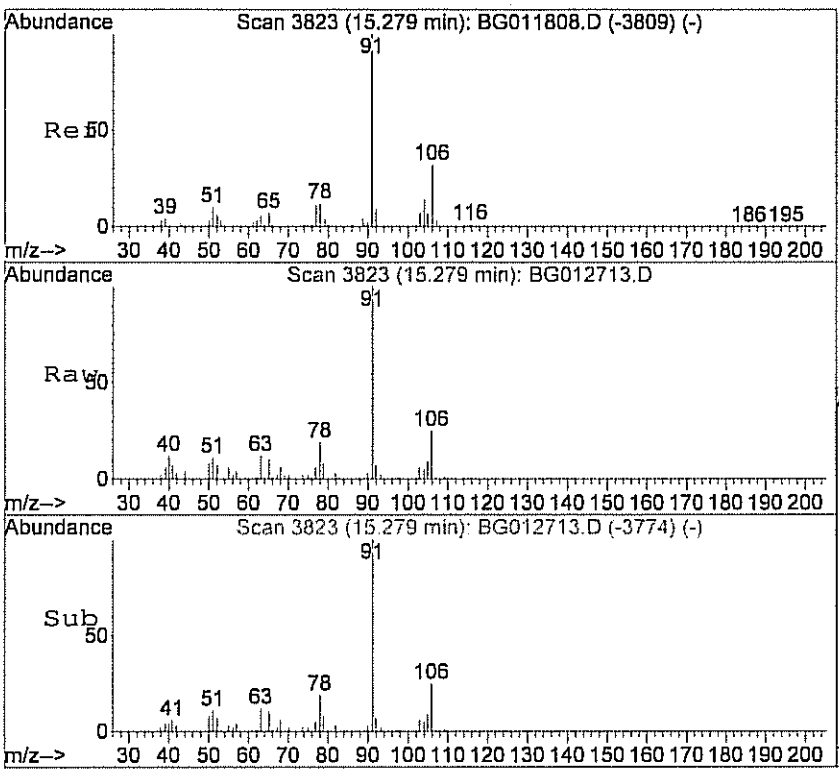

#52
Ethylbenzene
Concen: 0.20 ppb
RT: 15.28 min Scan# 3823
Delta R.T. 0.01 min
Lab File: BG012713.D
Acq: 27 Jan 2011 7:46 pm

Tgt Ion: 91 Resp: 12378

Ion	Ratio	Lower	Upper
91	100		
106	34.5	21.0	61.0

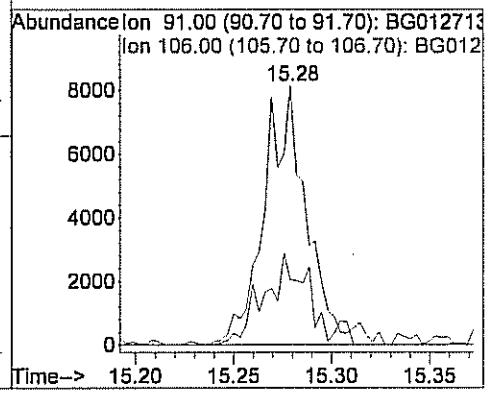

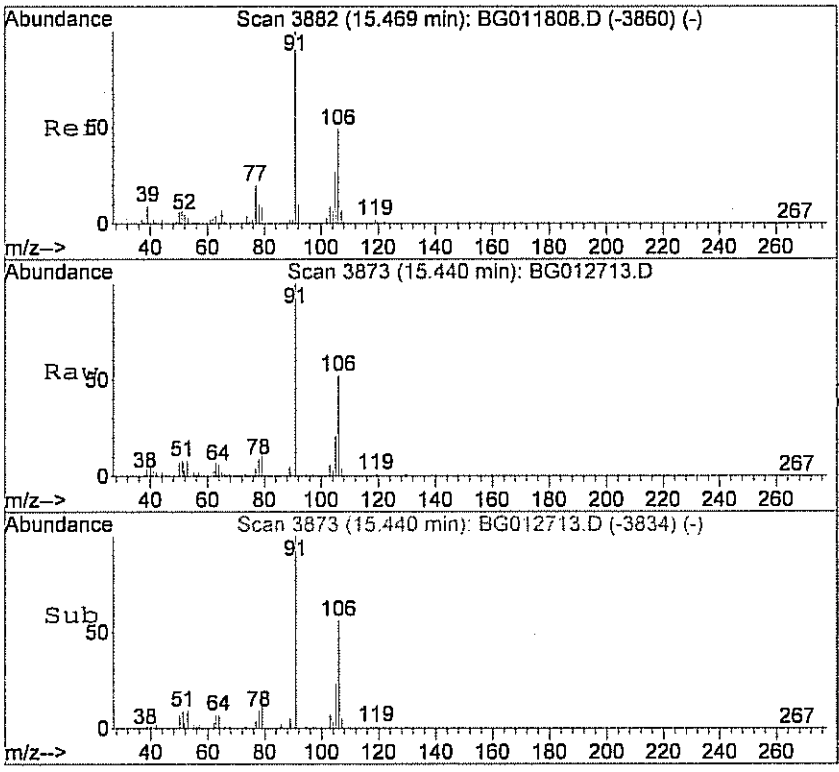

#53
m&p-xylene
Concen: 0.42 ppb
RT: 15.44 min Scan# 3873
Delta R.T. -0.03 min
Lab File: BG012713.D
Acq: 27 Jan 2011 7:46 pm

Tgt Ion: 91 Resp: 23950

Ion	Ratio	Lower	Upper
91	100		
106	59.4	34.5	74.5

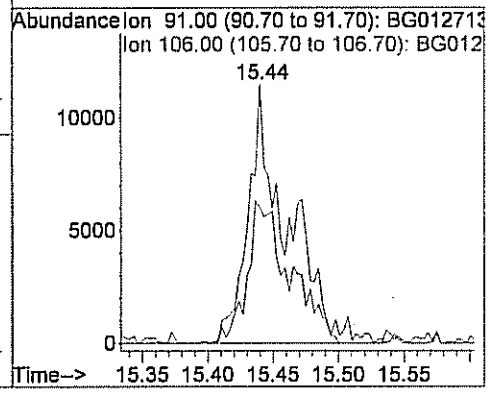

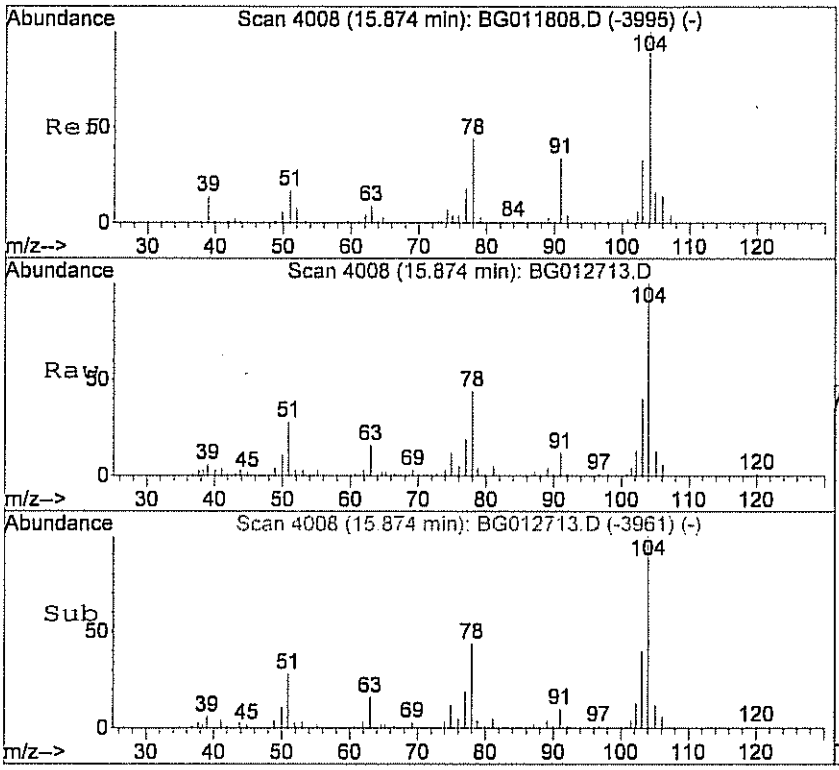

#54
Styrene
Concen: 0.97 ppb
RT: 15.87 min Scan# 4008
Delta R.T. -0.00 min
Lab File: BG012713.D
Acq: 27 Jan 2011 7:46 pm

Tgt Ion:104 Resp: 34358

Ion	Ratio	Lower	Upper
104	100		
78	45.2	13.1	53.1

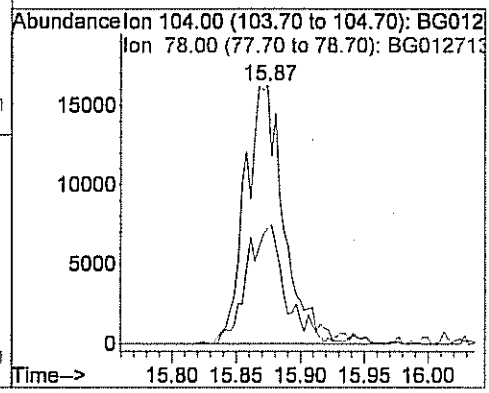

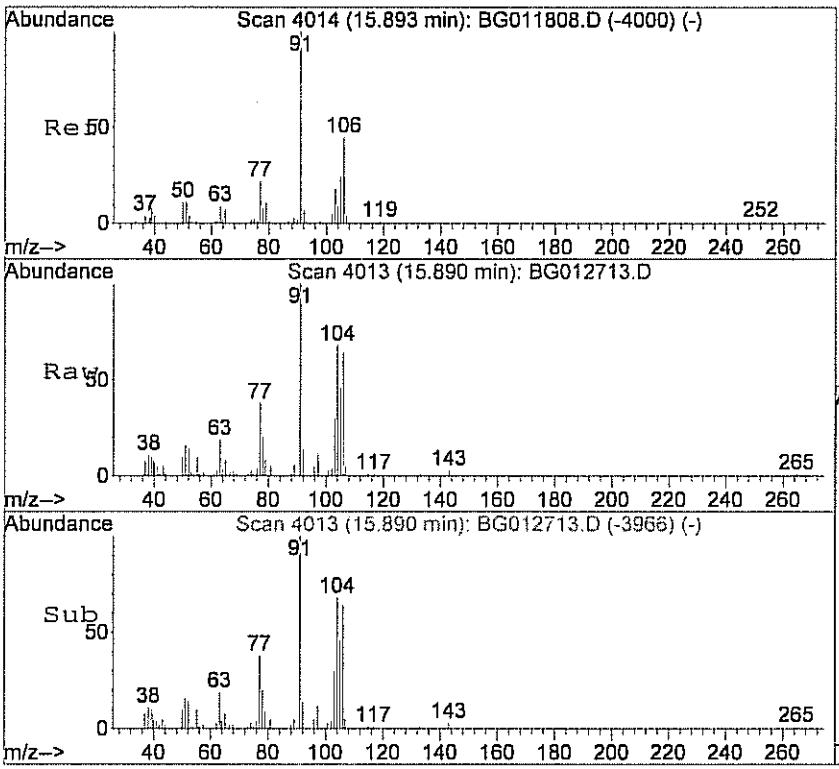

#56
o-xylene
Concen: 0.25 ppb
RT: 15.89 min Scan# 4013
Delta R.T. -0.00 min
Lab File: BG012713.D
Acq: 27 Jan 2011 7:46 pm

Tgt Ion: 91 Resp: 15240

Ion	Ratio	Lower	Upper
91	100		
106	50.1	30.8	70.8

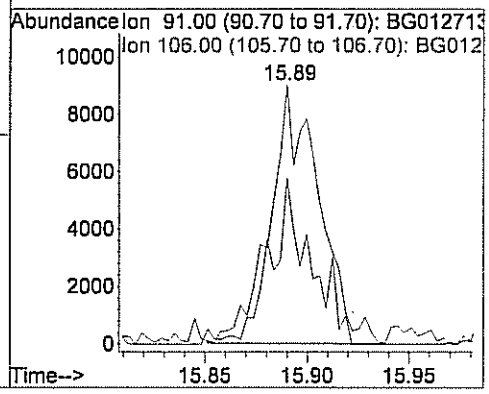

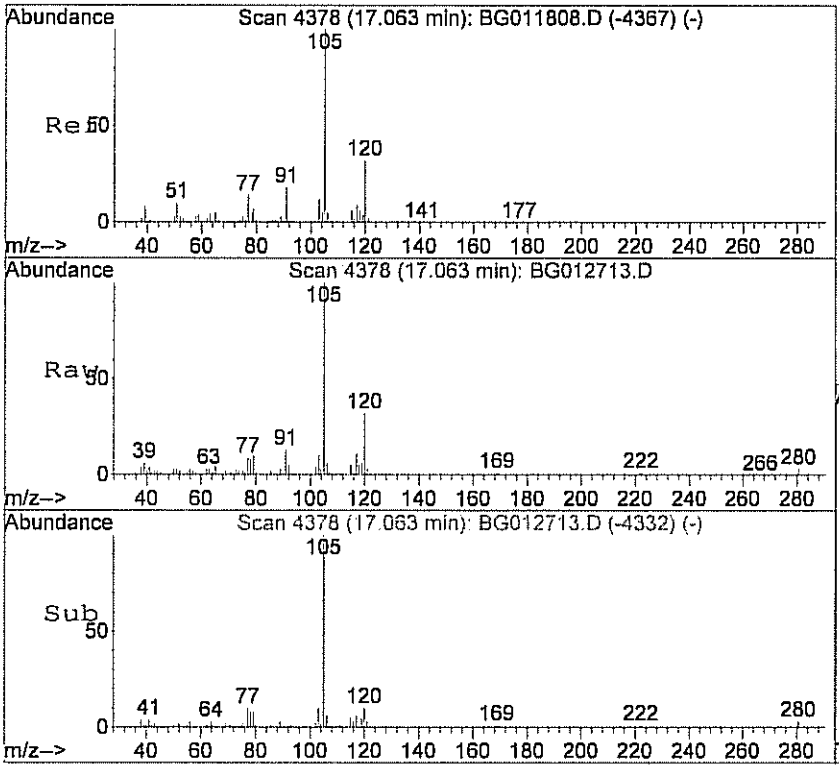

#59
4-ethyltoluene
Concen: 0.47 ppb
RT: 17.06 min Scan# 4378
Delta R.T. -0.00 min
Lab File: BG012713.D
Acq: 27 Jan 2011 7:46 pm

Tgt Ion:105 Resp: 31766

Ion	Ratio	Lower	Upper
105	100		
120	36.3	8.0	48.0

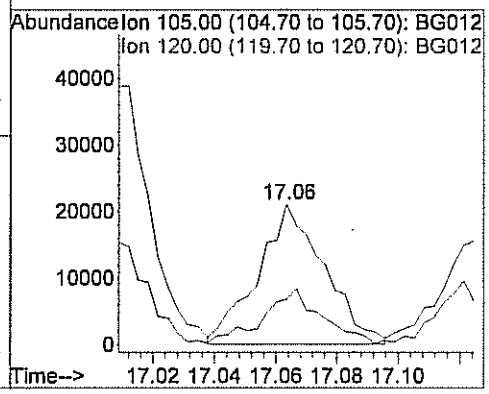

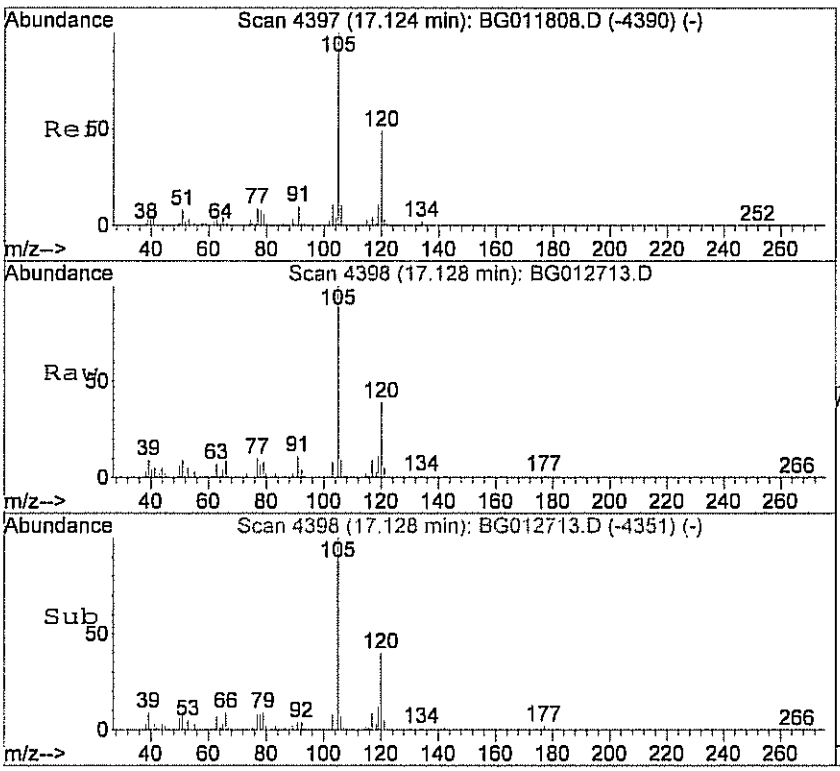

#60
1,3,5-trimethylbenzene
Concen: 0.52 ppb
RT: 17.13 min Scan# 4398
Delta R.T. -0.00 min
Lab File: BG012713.D
Acq: 27 Jan 2011 7:46 pm

Tgt Ion:105 Resp: 29478

Ion	Ratio	Lower	Upper
105	100		
120	53.3	27.9	67.9

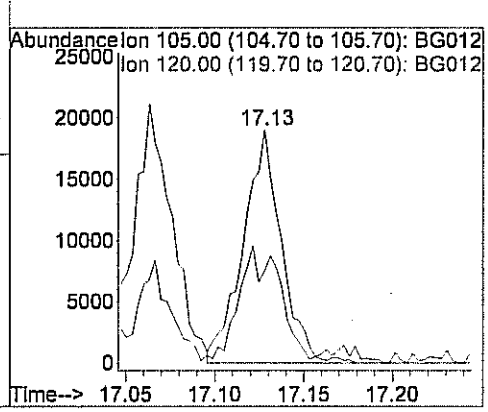

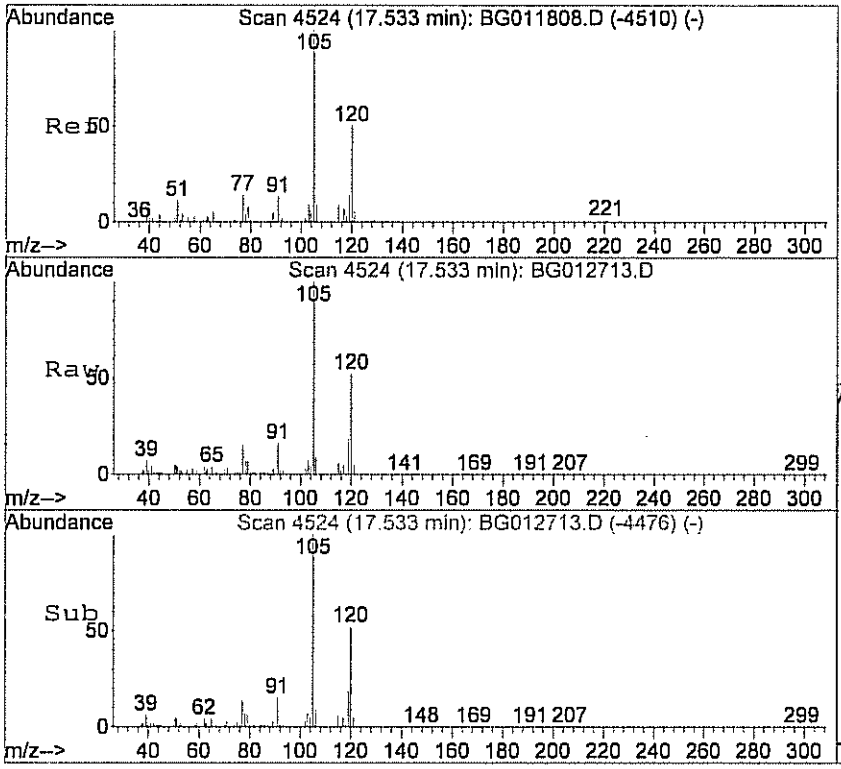

#61
1,2,4-trimethylbenzene
Concen: 2.37 ppb
RT: 17.53 min Scan# 4524
Delta R.T. 0.00 min
Lab File: BG012713.D
Acq: 27 Jan 2011 7:46 pm

Tgt Ion:105 Resp: 87136

Ion	Ratio	Lower	Upper
105	100		
120	54.2	52.0	92.0

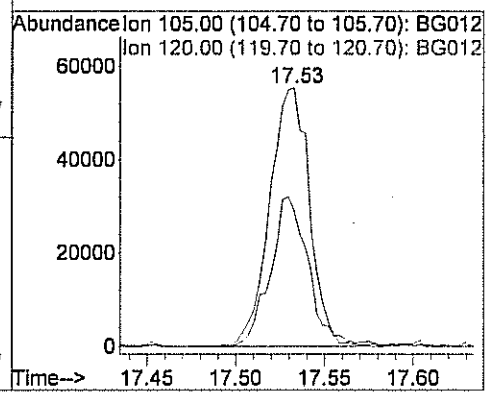

Quantitation Report (QT Reviewed)

Data File : C:\MSDCHEM\1\DATA\BG012818.D Vial: 45
Acq On : 28 Jan 2011 10:21 pm Operator: LL
Sample : C1101036-009A 8X Inst : MSD #2
Misc : 1ugm3 & 0.25TCE,CT,VNCL Sample Multiplr: 1.00
MS Integration Params: RTEINT.P
Quant Time: Feb 01 15:02:23 2011 Quant Results File: B118_1UG.RES

Quant Method : C:\MSDCHEM\1\METHODS\B118_1UG.M (RTE Integrator)
Title : TO-15 VOA Standards for 5 point calibration
Last Update : Wed Jan 26 14:01:48 2011
Response via : Initial Calibration
DataAcq Meth : B118_1UG

Internal Standards	R.T.	QIon	Response	Conc	Units		Dev(Min)
1) Bromochloromethane	7.88	128	17929	1.00	ppb		0.00
30) 1,4-difluorobenzene	10.18	114	39368	1.00	ppb		0.00
44) Chlorobenzene-d5	14.97	117	42428	1.00	ppb		0.00
System Monitoring Compounds							
57) Bromofluorobenzene	16.51	95	20101	0.89	ppb		0.00
Spiked Amount 1.000	Range 70 - 130		Recovery = 89.00%				
Target Compounds							Qvalue
12) Acetone	4.69	58	5605m	0.47	ppb		
13) Isopropyl alcohol	4.70	45	182075m	8.33	ppb		
16) Methylene chloride	5.36	84	19401	0.70	ppb		96
32) Cyclohexane	9.49	56	6318	0.32	ppb	#	58
37) Heptane	10.74	43	2666	0.13	ppb		88
61) 1,2,4-trimethylbenzene	17.53	105	4150	0.14	ppb		78

(#) = qualifier out of range (m) = manual integration (+) = signals summed

Quantitation Report (QT Reviewed)

Data File : C:\MSDCHEM\1\DATA\BG012818.D Vial: 45
Acq On : 28 Jan 2011 10:21 pm Operator: LL
Sample : C1101036-009A 8X Inst : MSD #2
Misc : 1ugm3 & 0.25TCE,CT,VNCL Sample Multiplr: 1.00
MS Integration Params: RTEINT.P
Quant Time: Feb 1 15:08 2011 Quant Results File: B118_1UG.RES

Method : C:\MSDCHEM\1\METHODS\B118_1UG.M (RTE Integrator)
Title : TO-15 VOA Standards for 5 point calibration
Last Update : Tue Feb 01 16:05:43 2011
Response via : Initial Calibration

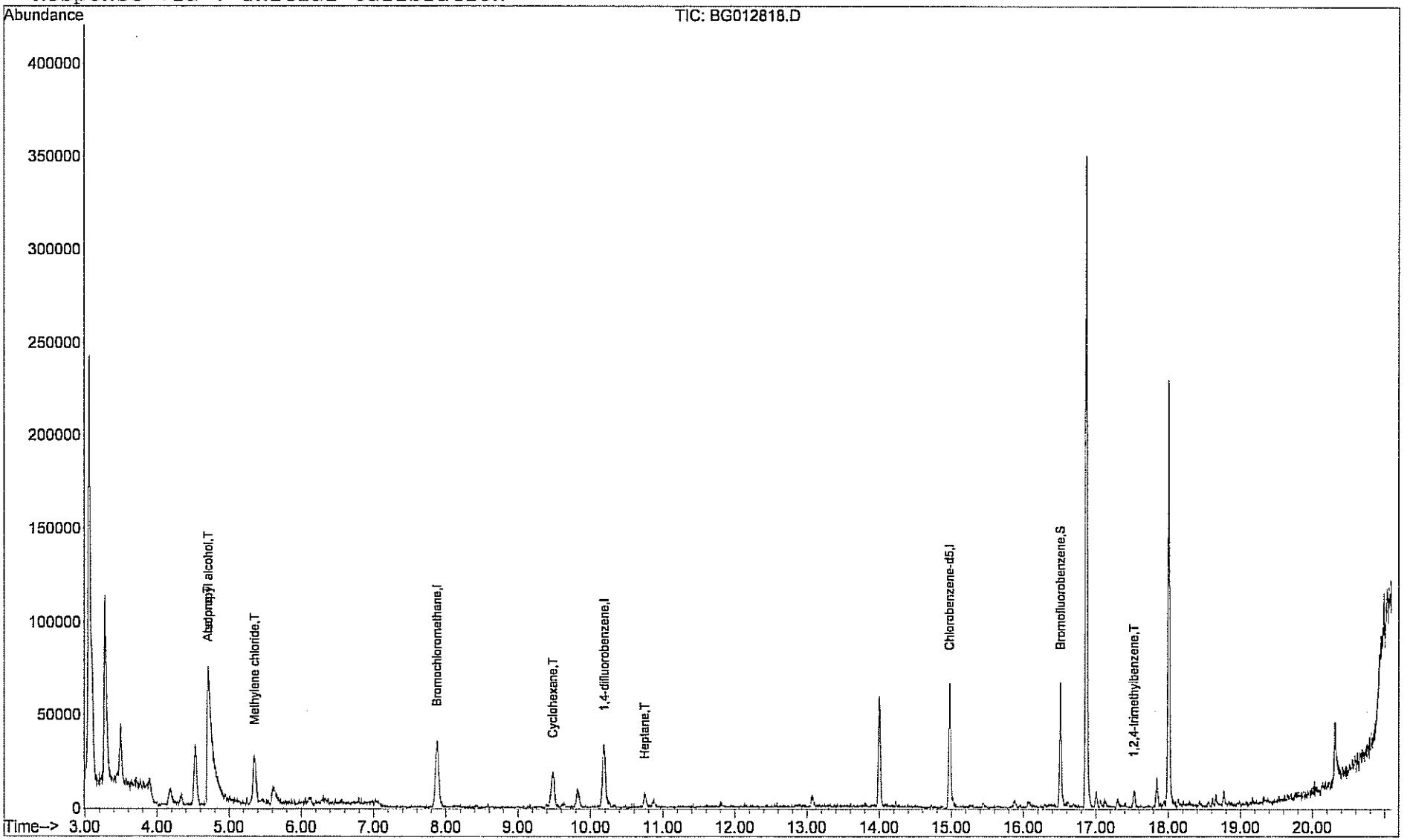

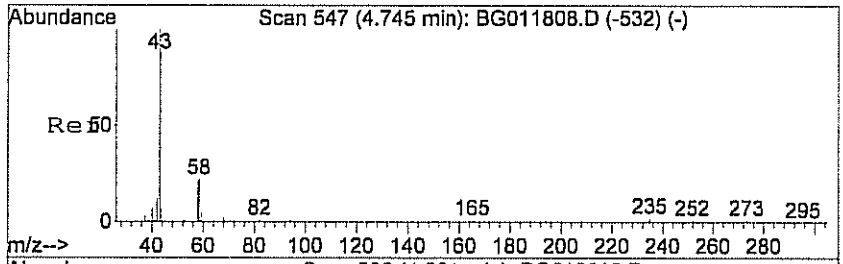

#12
Acetone
Concen: 0.47 ppb m
RT: 4.69 min Scan# 530
Delta R.T. -0.07 min
Lab File: BG012818.D
Acq: 28 Jan 2011 10:21 pm

Tgt Ion: 58 Resp: 5605

Ion	Ratio	Lower	Upper
58	100		
43	0.0	148.4	208.4#

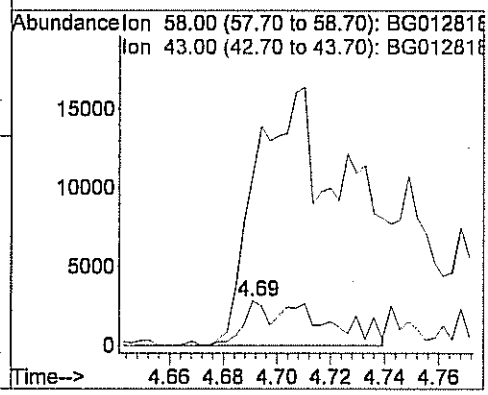

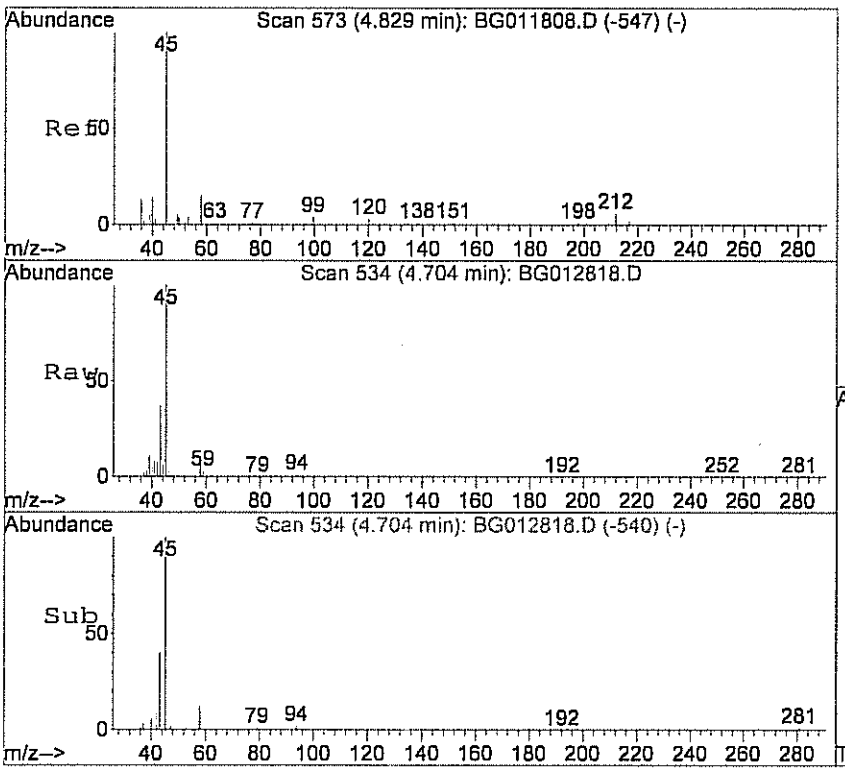

#13
Isopropyl alcohol
Concen: 8.33 ppb m
RT: 4.70 min Scan# 534
Delta R.T. -0.17 min
Lab File: BG012818.D
Acq: 28 Jan 2011 10:21 pm

Tgt Ion: 45 Resp: 182075

Ion	Ratio	Lower	Upper
45	100		
43	0.0	6.2	46.2#

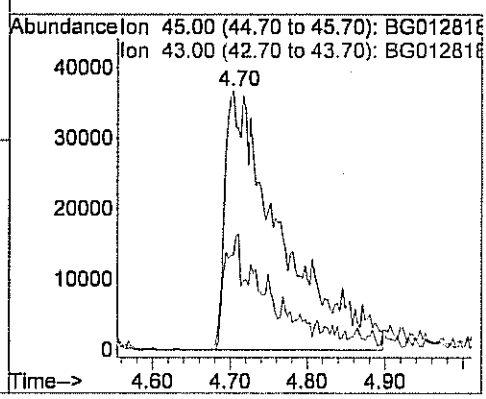

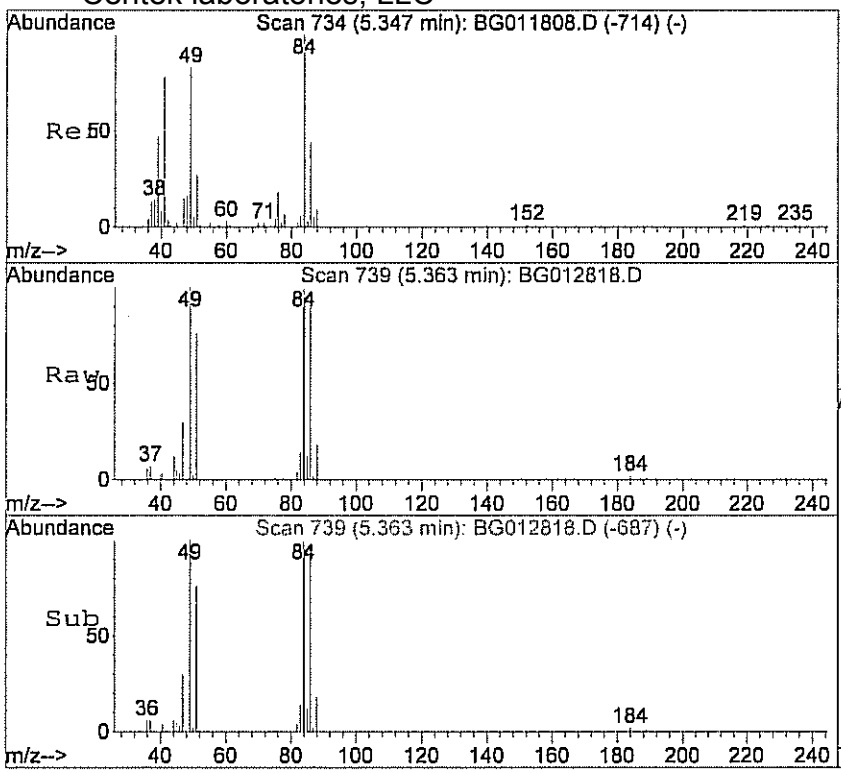

#16
Methylene chloride
Concen: 0.70 ppb
RT: 5.36 min Scan# 739
Delta R.T. 0.02 min
Lab File: BG012818.D
Acq: 28 Jan 2011 10:21 pm

Tgt Ion: 84 Resp: 19401

Ion	Ratio	Lower	Upper
84	100		
49	101.5	82.7	122.7
86	61.7	35.7	75.7

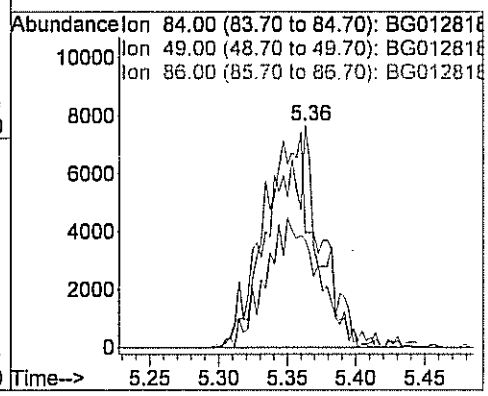

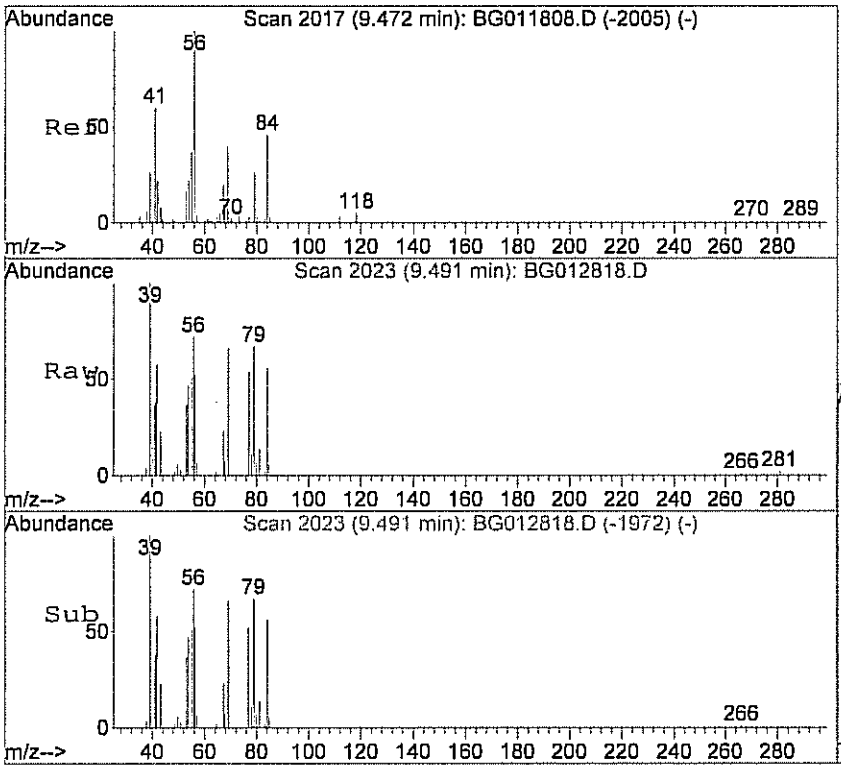

#32
Cyclohexane
Concen: 0.32 ppb
RT: 9.49 min Scan# 2023
Delta R.T. 0.01 min
Lab File: BG012818.D
Acq: 28 Jan 2011 10:21 pm

Tgt Ion: 56 Resp: 6318

Ion	Ratio	Lower	Upper
56	100		
41	106.5	40.6	80.6#
84	66.0	31.3	71.3

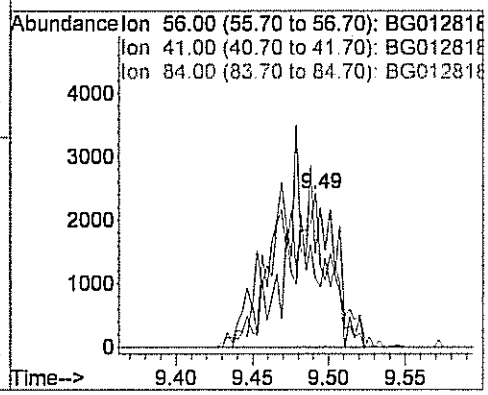

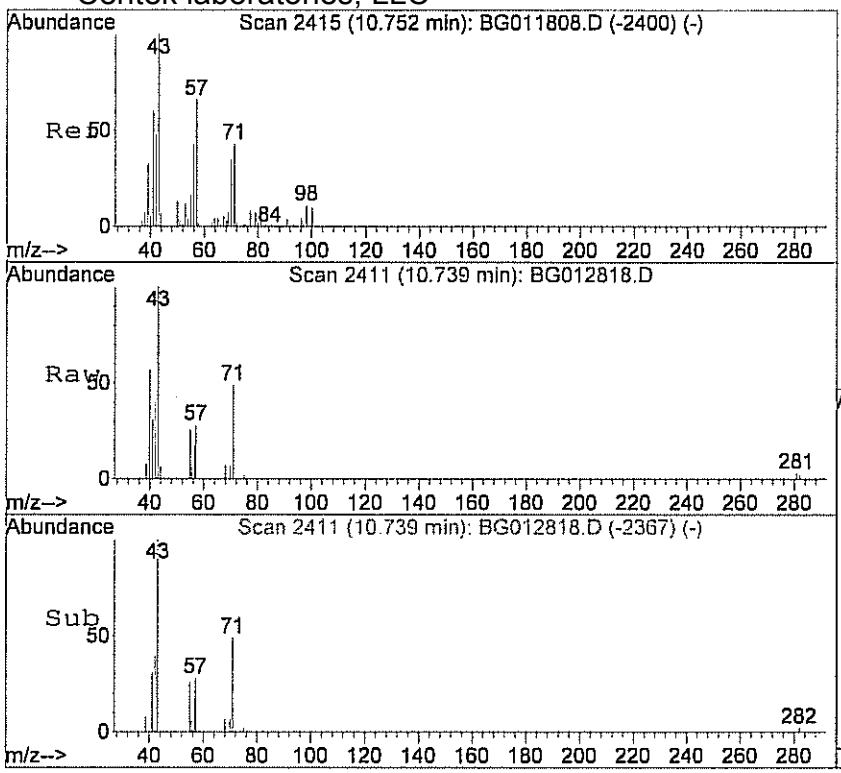

#37
Heptane
Concen: 0.13 ppb
RT: 10.74 min Scan# 2411
Delta R.T. -0.01 min
Lab File: BG012818.D
Acq: 28 Jan 2011 10:21 pm

Tgt Ion: 43 Resp: 2666

Ion	Ratio	Lower	Upper
43	100		
57	52.8	40.1	80.1
71	50.6	41.4	81.4

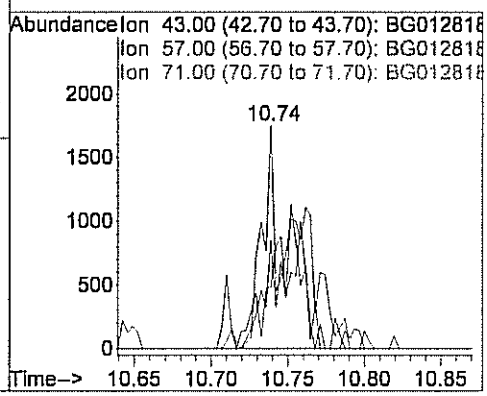

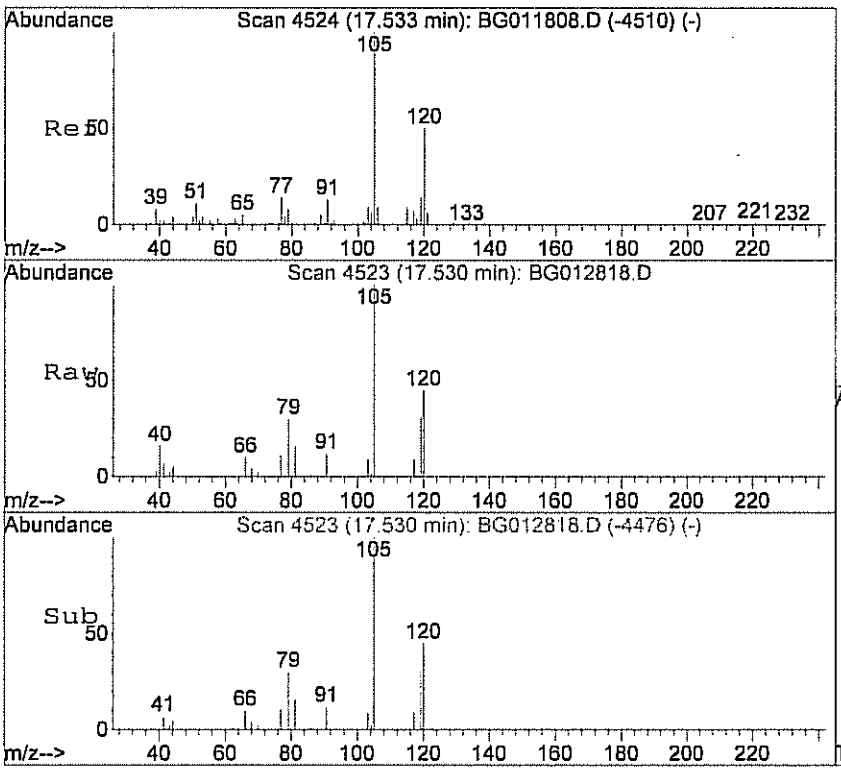

#61
1,2,4-trimethylbenzene
Concen: 0.14 ppb
RT: 17.53 min Scan# 4523
Delta R.T. -0.00 min
Lab File: BG012818.D
Acq: 28 Jan 2011 10:21 pm

Tgt Ion:105 Resp: 4150

Ion	Ratio	Lower	Upper
105	100		
120	53.7	52.0	92.0

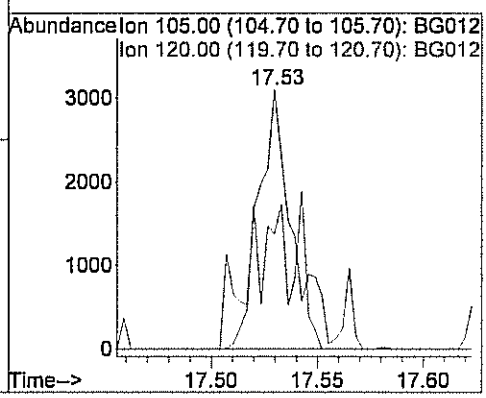

Quantitation Report (QT Reviewed)

Data File : C:\MSDCHEM\1\DATA\BG012819.D Vial: 45
Acq On : 28 Jan 2011 10:54 pm Operator: LL
Sample : C1101036-009A 160X Inst : MSD #2
Misc : 1ugm3 & 0.25TCE,CT,VNCL Sample Multiplr: 1.00
MS Integration Params: RTEINT.P
Quant Time: Feb 01 15:08:58 2011 Quant Results File: B118_1UG.RES

Quant Method : C:\MSDCHEM\1\METHODS\B118_1UG.M (RTE Integrator)
Title : TO-15 VOA Standards for 5 point calibration
Last Update : Wed Jan 26 14:01:48 2011
Response via : Initial Calibration
DataAcq Meth : B118_1UG

Internal Standards	R.T.	QIon	Response	Conc	Units	Dev(Min)
1) Bromochloromethane	7.87	128	15956	1.00	ppb	0.00
30) 1,4-difluorobenzene	10.19	114	32229	1.00	ppb	0.00
44) Chlorobenzene-d5	14.97	117	34500	1.00	ppb	0.00
System Monitoring Compounds						
57) Bromofluorobenzene	16.51	95	16209	0.88	ppb	0.00
Spiked Amount 1.000	Range 70 - 130		Recovery = 88.00%			
Target Compounds						Qvalue
13) Isopropyl alcohol	4.86	45	15734m	0.81	ppb	

(#) = qualifier out of range (m) = manual integration (+) = signals summed

Quantitation Report (QT Reviewed)

Data File : C:\MSDCHEM\1\DATA\BG012819.D Vial: 45
Acq On : 28 Jan 2011 10:54 pm Operator: LL
Sample : C1101036-009A 160X Inst : MSD #2
Misc : 1ugm3 & 0.25TCE,CT,VNCL Sample Multiplr: 1.00
MS Integration Params: RTEINT.P
Quant Time: Feb 1 15:10 2011 Quant Results File: B118_1UG.RES

Method : C:\MSDCHEM\1\METHODS\B118_1UG.M (RTE Integrator)
Title : TO-15 VOA Standards for 5 point calibration
Last Update : Tue Feb 01 16:05:43 2011
Response via : Initial Calibration

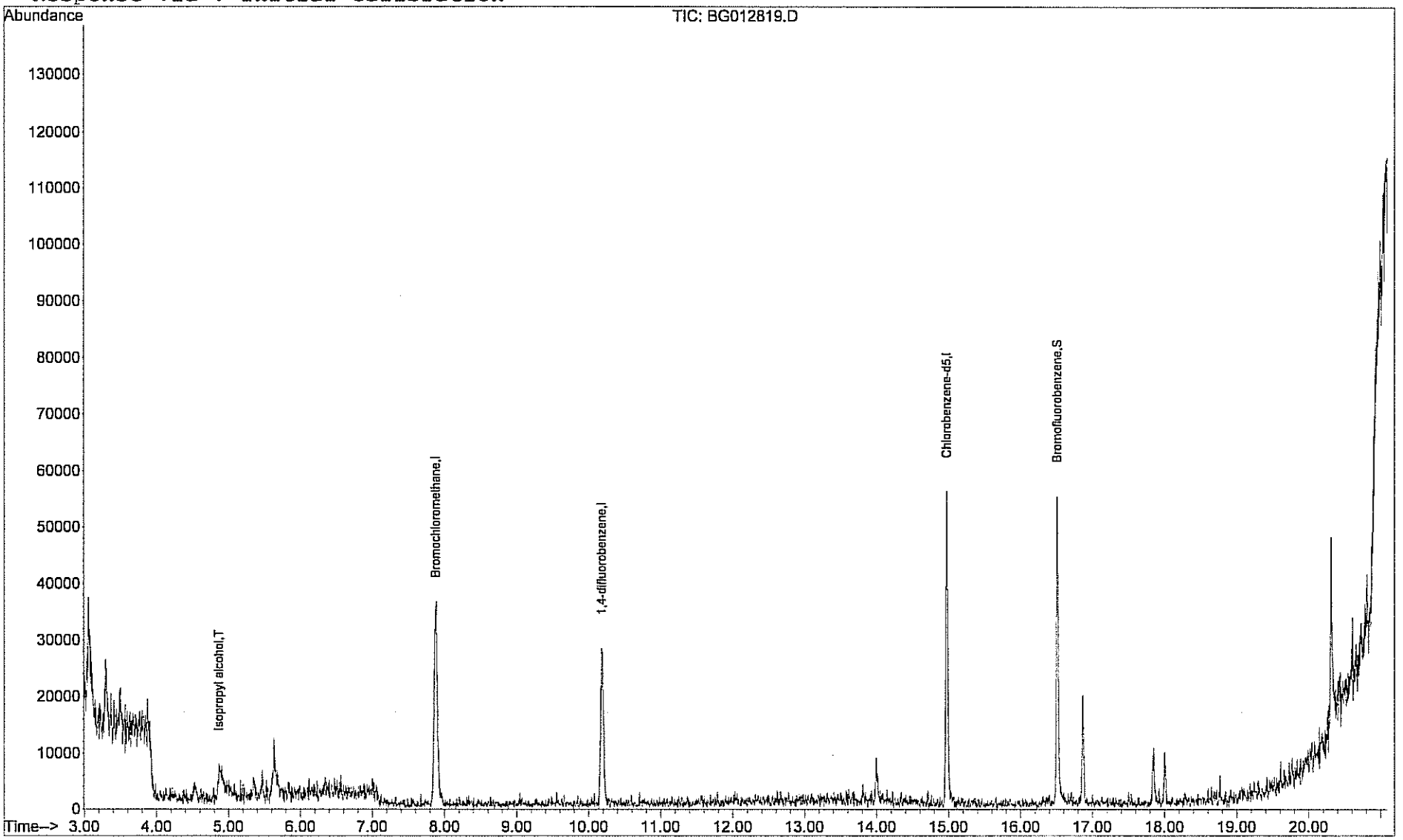

Centek Laboratories, LLC

Date: *24-Feb-11*

CLIENT:	Arcadis	**Client Sample ID:**	SS-VMP 2C
Lab Order:	C1101036	**Tag Number:**	325,281
Project:	Lockheed Martin NJ001014.0001	**Collection Date:**	1/25/2011
Lab ID:	C1101036-010A	**Matrix:**	

Analyses	Result	**Limit	Qual	Units	DF	Date Analyzed
FIELD PARAMETERS		FLD				Analyst:
Lab Vacuum In	-5			"Hg		1/26/2011
Lab Vacuum Out	-30			"Hg		1/26/2011
1UG/M3 BY METHOD TO15		TO-15				Analyst: LL
1,1,1-Trichloroethane	1.9	0.15		ppbV	1	1/27/2011 8:20:00 PM
1,1,2,2-Tetrachloroethane	< 0.15	0.15		ppbV	1	1/27/2011 8:20:00 PM
1,1,2-Trichloroethane	< 0.15	0.15		ppbV	1	1/27/2011 8:20:00 PM
1,1-Dichloroethane	< 0.15	0.15		ppbV	1	1/27/2011 8:20:00 PM
1,1-Dichloroethene	< 0.15	0.15		ppbV	1	1/27/2011 8:20:00 PM
1,2,4-Trichlorobenzene	< 0.15	0.15		ppbV	1	1/27/2011 8:20:00 PM
1,2,4-Trimethylbenzene	1.2	0.75		ppbV	5	1/28/2011 11:27:00 PM
1,2-Dibromoethane	< 0.15	0.15		ppbV	1	1/27/2011 8:20:00 PM
1,2-Dichlorobenzene	< 0.15	0.15		ppbV	1	1/27/2011 8:20:00 PM
1,2-Dichloroethane	< 0.15	0.15		ppbV	1	1/27/2011 8:20:00 PM
1,2-Dichloropropane	< 0.15	0.15		ppbV	1	1/27/2011 8:20:00 PM
1,3,5-Trimethylbenzene	0.41	0.15		ppbV	1	1/27/2011 8:20:00 PM
1,3-butadiene	< 0.15	0.15		ppbV	1	1/27/2011 8:20:00 PM
1,3-Dichlorobenzene	< 0.15	0.15		ppbV	1	1/27/2011 8:20:00 PM
1,4-Dichlorobenzene	< 0.15	0.15		ppbV	1	1/27/2011 8:20:00 PM
1,4-Dioxane	< 0.30	0.30		ppbV	1	1/27/2011 8:20:00 PM
2,2,4-trimethylpentane	< 0.15	0.15		ppbV	1	1/27/2011 8:20:00 PM
4-ethyltoluene	0.33	0.15		ppbV	1	1/27/2011 8:20:00 PM
Acetone	4.0	1.5		ppbV	5	1/28/2011 11:27:00 PM
Allyl chloride	< 0.15	0.15		ppbV	1	1/27/2011 8:20:00 PM
Benzene	0.18	0.15		ppbV	1	1/27/2011 8:20:00 PM
Benzyl chloride	< 0.15	0.15		ppbV	1	1/27/2011 8:20:00 PM
Bromodichloromethane	< 0.15	0.15		ppbV	1	1/27/2011 8:20:00 PM
Bromoform	< 0.15	0.15		ppbV	1	1/27/2011 8:20:00 PM
Bromomethane	< 0.15	0.15		ppbV	1	1/27/2011 8:20:00 PM
Carbon disulfide	0.23	0.15		ppbV	1	1/27/2011 8:20:00 PM
Carbon tetrachloride	0.040	0.15	J	ppbV	1	1/27/2011 8:20:00 PM
Chlorobenzene	0.10	0.15	J	ppbV	1	1/27/2011 8:20:00 PM
Chloroethane	< 0.15	0.15		ppbV	1	1/27/2011 8:20:00 PM
Chloroform	0.91	0.15		ppbV	1	1/27/2011 8:20:00 PM
Chloromethane	0.19	0.15		ppbV	1	1/27/2011 8:20:00 PM
cis-1,2-Dichloroethene	< 0.15	0.15		ppbV	1	1/27/2011 8:20:00 PM
cis-1,3-Dichloropropene	< 0.15	0.15		ppbV	1	1/27/2011 8:20:00 PM
Cyclohexane	1.4	0.15		ppbV	1	1/27/2011 8:20:00 PM
Dibromochloromethane	< 0.15	0.15		ppbV	1	1/27/2011 8:20:00 PM
Ethyl acetate	< 0.25	0.25		ppbV	1	1/27/2011 8:20:00 PM

Qualifiers:

**	Reporting Limit	.	Results reported are not blank corrected
B	Analyte detected in the associated Method Blank	E	Value above quantitation range
H	Holding times for preparation or analysis exceeded	J	Analyte detected at or below quantitation limits
JN	Non-routine analyte. Quantitation estimated.	ND	Not Detected at the Reporting Limit
S	Spike Recovery outside accepted recovery limits		

Centek Laboratories, LLC

Date: *24-Feb-11*

CLIENT:	Arcadis	**Client Sample ID:**	SS-VMP 2C
Lab Order:	C1101036	**Tag Number:**	325,281
Project:	Lockheed Martin NJ001014.0001	**Collection Date:**	1/25/2011
Lab ID:	C1101036-010A	**Matrix:**	

Analyses	Result	**Limit	Qual	Units	DF	Date Analyzed
1UG/M3 BY METHOD TO15		TO-15				Analyst: LL
Ethylbenzene	0.39	0.15		ppbV	1	1/27/2011 8:20:00 PM
Freon 11	0.34	0.15		ppbV	1	1/27/2011 8:20:00 PM
Freon 113	0.33	0.15		ppbV	1	1/27/2011 8:20:00 PM
Freon 114	< 0.15	0.15		ppbV	1	1/27/2011 8:20:00 PM
Freon 12	0.44	0.15		ppbV	1	1/27/2011 8:20:00 PM
Heptane	0.69	0.15		ppbV	1	1/27/2011 8:20:00 PM
Hexachloro-1,3-butadiene	< 0.15	0.15		ppbV	1	1/27/2011 8:20:00 PM
Hexane	0.18	0.15		ppbV	1	1/27/2011 8:20:00 PM
Isopropyl alcohol	73	6.0		ppbV	40	1/29/2011
m&p-Xylene	1.2	0.30		ppbV	1	1/27/2011 8:20:00 PM
Methyl Butyl Ketone	< 0.30	0.30		ppbV	1	1/27/2011 8:20:00 PM
Methyl Ethyl Ketone	< 0.30	0.30		ppbV	1	1/27/2011 8:20:00 PM
Methyl Isobutyl Ketone	< 0.30	0.30		ppbV	1	1/27/2011 8:20:00 PM
Methyl tert-butyl ether	< 0.15	0.15		ppbV	1	1/27/2011 8:20:00 PM
Methylene chloride	2.6	0.75		ppbV	5	1/28/2011 11:27:00 PM
o-Xylene	0.48	0.15		ppbV	1	1/27/2011 8:20:00 PM
Propylene	< 0.15	0.15		ppbV	1	1/27/2011 8:20:00 PM
Styrene	0.41	0.15		ppbV	1	1/27/2011 8:20:00 PM
Tetrachloroethylene	1.5	0.15		ppbV	1	1/27/2011 8:20:00 PM
Tetrahydrofuran	< 0.15	0.15		ppbV	1	1/27/2011 8:20:00 PM
Toluene	1.1	0.15		ppbV	1	1/27/2011 8:20:00 PM
trans-1,2-Dichloroethene	0.38	0.15		ppbV	1	1/27/2011 8:20:00 PM
trans-1,3-Dichloropropene	< 0.15	0.15		ppbV	1	1/27/2011 8:20:00 PM
Trichloroethene	0.60	0.15		ppbV	1	1/27/2011 8:20:00 PM
Vinyl acetate	< 0.15	0.15		ppbV	1	1/27/2011 8:20:00 PM
Vinyl Bromide	< 0.15	0.15		ppbV	1	1/27/2011 8:20:00 PM
Vinyl chloride	< 0.15	0.15		ppbV	1	1/27/2011 8:20:00 PM
Surr: Bromofluorobenzene	120	70-130		%REC	1	1/27/2011 8:20:00 PM

Qualifiers:

**	Reporting Limit	.	Results reported are not blank corrected
B	Analyte detected in the associated Method Blank	E	Value above quantitation range
H	Holding times for preparation or analysis exceeded	J	Analyte detected at or below quantitation limits
JN	Non-routine analyte. Quantitation estimated.	ND	Not Detected at the Reporting Limit
S	Spike Recovery outside accepted recovery limits		

Centek Laboratories, LLC

Date: *24-Feb-11*

CLIENT:	Arcadis	**Client Sample ID:**	SS-VMP 2C
Lab Order:	C1101036	**Tag Number:**	325,281
Project:	Lockheed Martin NJ001014.0001	**Collection Date:**	1/25/2011
Lab ID:	C1101036-010A	**Matrix:**	

Analyses	Result	**Limit	Qual	Units	DF	Date Analyzed
1UG/M3 BY METHOD TO15		TO-15				Analyst: LL
1,1,1-Trichloroethane	11	0.83		ug/m3	1	1/27/2011 8:20:00 PM
1,1,2,2-Tetrachloroethane	< 1.0	1.0		ug/m3	1	1/27/2011 8:20:00 PM
1,1,2-Trichloroethane	< 0.83	0.83		ug/m3	1	1/27/2011 8:20:00 PM
1,1-Dichloroethane	< 0.62	0.62		ug/m3	1	1/27/2011 8:20:00 PM
1,1-Dichloroethene	< 0.60	0.60		ug/m3	1	1/27/2011 8:20:00 PM
1,2,4-Trichlorobenzene	< 1.1	1.1		ug/m3	1	1/27/2011 8:20:00 PM
1,2,4-Trimethylbenzene	6.0	3.7		ug/m3	5	1/28/2011 11:27:00 PM
1,2-Dibromoethane	< 1.2	1.2		ug/m3	1	1/27/2011 8:20:00 PM
1,2-Dichlorobenzene	< 0.92	0.92		ug/m3	1	1/27/2011 8:20:00 PM
1,2-Dichloroethane	< 0.62	0.62		ug/m3	1	1/27/2011 8:20:00 PM
1,2-Dichloropropane	< 0.70	0.70		ug/m3	1	1/27/2011 8:20:00 PM
1,3,5-Trimethylbenzene	2.0	0.75		ug/m3	1	1/27/2011 8:20:00 PM
1,3-butadiene	< 0.34	0.34		ug/m3	1	1/27/2011 8:20:00 PM
1,3-Dichlorobenzene	< 0.92	0.92		ug/m3	1	1/27/2011 8:20:00 PM
1,4-Dichlorobenzene	< 0.92	0.92		ug/m3	1	1/27/2011 8:20:00 PM
1,4-Dioxane	< 1.1	1.1		ug/m3	1	1/27/2011 8:20:00 PM
2,2,4-trimethylpentane	< 0.71	0.71		ug/m3	1	1/27/2011 8:20:00 PM
4-ethyltoluene	1.6	0.75		ug/m3	1	1/27/2011 8:20:00 PM
Acetone	9.7	3.6		ug/m3	5	1/28/2011 11:27:00 PM
Allyl chloride	< 0.48	0.48		ug/m3	1	1/27/2011 8:20:00 PM
Benzene	0.58	0.49		ug/m3	1	1/27/2011 8:20:00 PM
Benzyl chloride	< 0.88	0.88		ug/m3	1	1/27/2011 8:20:00 PM
Bromodichloromethane	< 1.0	1.0		ug/m3	1	1/27/2011 8:20:00 PM
Bromoform	< 1.6	1.6		ug/m3	1	1/27/2011 8:20:00 PM
Bromomethane	< 0.59	0.59		ug/m3	1	1/27/2011 8:20:00 PM
Carbon disulfide	0.73	0.47		ug/m3	1	1/27/2011 8:20:00 PM
Carbon tetrachloride	0.26	0.96	J	ug/m3	1	1/27/2011 8:20:00 PM
Chlorobenzene	0.47	0.70	J	ug/m3	1	1/27/2011 8:20:00 PM
Chloroethane	< 0.40	0.40		ug/m3	1	1/27/2011 8:20:00 PM
Chloroform	4.5	0.74		ug/m3	1	1/27/2011 8:20:00 PM
Chloromethane	0.40	0.31		ug/m3	1	1/27/2011 8:20:00 PM
cis-1,2-Dichloroethene	< 0.60	0.60		ug/m3	1	1/27/2011 8:20:00 PM
cis-1,3-Dichloropropene	< 0.69	0.69		ug/m3	1	1/27/2011 8:20:00 PM
Cyclohexane	4.9	0.52		ug/m3	1	1/27/2011 8:20:00 PM
Dibromochloromethane	< 1.3	1.3		ug/m3	1	1/27/2011 8:20:00 PM
Ethyl acetate	< 0.92	0.92		ug/m3	1	1/27/2011 8:20:00 PM
Ethylbenzene	1.7	0.66		ug/m3	1	1/27/2011 8:20:00 PM
Freon 11	1.9	0.86		ug/m3	1	1/27/2011 8:20:00 PM
Freon 113	2.6	1.2		ug/m3	1	1/27/2011 8:20:00 PM
Freon 114	< 1.1	1.1		ug/m3	1	1/27/2011 8:20:00 PM

Qualifiers:

**	Reporting Limit	.	Results reported are not blank corrected
B	Analyte detected in the associated Method Blank	E	Value above quantitation range
H	Holding times for preparation or analysis exceeded	J	Analyte detected at or below quantitation limits
JN	Non-routine analyte. Quantitation estimated.	ND	Not Detected at the Reporting Limit
S	Spike Recovery outside accepted recovery limits		

Centek Laboratories, LLC

Date: *24-Feb-11*

CLIENT:	Arcadis	**Client Sample ID:**	SS-VMP 2C
Lab Order:	C1101036	**Tag Number:**	325,281
Project:	Lockheed Martin NJ001014.0001	**Collection Date:**	1/25/2011
Lab ID:	C1101036-010A	**Matrix:**	

Analyses	Result	**Limit	Qual	Units	DF	Date Analyzed
1UG/M3 BY METHOD TO15		TO-15				Analyst: LL
Freon 12	2.2	0.75		ug/m3	1	1/27/2011 8:20:00 PM
Heptane	2.9	0.62		ug/m3	1	1/27/2011 8:20:00 PM
Hexachloro-1,3-butadiene	< 1.6	1.6		ug/m3	1	1/27/2011 8:20:00 PM
Hexane	0.64	0.54		ug/m3	1	1/27/2011 8:20:00 PM
Isopropyl alcohol	180	15		ug/m3	40	1/29/2011
m&p-Xylene	5.2	1.3		ug/m3	1	1/27/2011 8:20:00 PM
Methyl Butyl Ketone	< 1.2	1.2		ug/m3	1	1/27/2011 8:20:00 PM
Methyl Ethyl Ketone	< 0.90	0.90		ug/m3	1	1/27/2011 8:20:00 PM
Methyl Isobutyl Ketone	< 1.2	1.2		ug/m3	1	1/27/2011 8:20:00 PM
Methyl tert-butyl ether	< 0.55	0.55		ug/m3	1	1/27/2011 8:20:00 PM
Methylene chloride	9.2	2.6		ug/m3	5	1/28/2011 11:27:00 PM
o-Xylene	2.1	0.66		ug/m3	1	1/27/2011 8:20:00 PM
Propylene	< 0.26	0.26		ug/m3	1	1/27/2011 8:20:00 PM
Styrene	1.8	0.65		ug/m3	1	1/27/2011 8:20:00 PM
Tetrachloroethylene	11	1.0		ug/m3	1	1/27/2011 8:20:00 PM
Tetrahydrofuran	< 0.45	0.45		ug/m3	1	1/27/2011 8:20:00 PM
Toluene	4.3	0.57		ug/m3	1	1/27/2011 8:20:00 PM
trans-1,2-Dichloroethene	1.5	0.60		ug/m3	1	1/27/2011 8:20:00 PM
trans-1,3-Dichloropropene	< 0.69	0.69		ug/m3	1	1/27/2011 8:20:00 PM
Trichloroethene	3.3	0.82		ug/m3	1	1/27/2011 8:20:00 PM
Vinyl acetate	< 0.54	0.54		ug/m3	1	1/27/2011 8:20:00 PM
Vinyl Bromide	< 0.67	0.67		ug/m3	1	1/27/2011 8:20:00 PM
Vinyl chloride	< 0.39	0.39		ug/m3	1	1/27/2011 8:20:00 PM

Qualifiers:				
	**	Reporting Limit	.	Results reported are not blank corrected
	B	Analyte detected in the associated Method Blank	E	Value above quantitation range
	H	Holding times for preparation or analysis exceeded	J	Analyte detected at or below quantitation limits
	JN	Non-routine analyte. Quantitation estimated.	ND	Not Detected at the Reporting Limit
	S	Spike Recovery outside accepted recovery limits		

Quantitation Report (QT Reviewed)

Data File : C:\MSDCHEM\1\DATA\BG012714.D Vial: 46
Acq On : 27 Jan 2011 8:20 pm Operator: LL
Sample : C1101036-010A Inst : MSD #2
Misc : 1ugm3 & 0.25TCE,CT,VNCL Sample Multiplr: 1.00
MS Integration Params: RTEINT.P
Quant Time: Jan 28 12:14:42 2011 Quant Results File: B118_1UG.RES

Quant Method : C:\MSDCHEM\1\METHODS\B118_1UG.M (RTE Integrator)
Title : TO-15 VOA Standards for 5 point calibration
Last Update : Wed Jan 26 14:01:48 2011
Response via : Initial Calibration
DataAcq Meth : B118_1UG

Internal Standards	R.T.	QIon	Response	Conc	Units		Dev(Min)
1) Bromochloromethane	7.87	128	17130	1.00	ppb		0.00
30) 1,4-difluorobenzene	10.19	114	55780	1.00	ppb		0.01
44) Chlorobenzene-d5	14.98	117	53720	1.00	ppb		0.00
System Monitoring Compounds							
57) Bromofluorobenzene	16.51	95	34503	1.20	ppb		0.00
Spiked Amount 1.000	Range 70 - 130		Recovery = 120.00%				
Target Compounds							Qvalue
3) Freon 12	3.12	85	45650	0.44	ppb		98
4) Chloromethane	3.27	50	7231	0.19	ppb		74
11) Freon 11	4.34	101	34443	0.34	ppb		94
12) Acetone	4.62	58	39337m	3.43	ppb		
13) Isopropyl alcohol	4.64	45	1318861m	63.19	ppb		
15) Freon 113	5.12	101	22755	0.33	ppb		80
16) Methylene chloride	5.36	84	66160	2.51	ppb		86
18) Carbon disulfide	5.47	76	20216	0.23	ppb		88
19) trans-1,2-dichloroethene	6.18	61	14751m	0.38	ppb		
21) 1,1-dichloroethane	6.58	63	4690m	0.09	ppb		
25) Hexane	7.07	41	5598m	0.18	ppb		
27) Chloroform	8.03	83	52580	0.91	ppb		88
31) 1,1,1-trichloroethane	8.80	97	182022	1.93	ppb		87
32) Cyclohexane	9.48	56	39414	1.40	ppb	#	61
33) Carbon tetrachloride	9.44	117	4541m	0.04	ppb		
34) Benzene	9.41	78	14426	0.18	ppb		97
37) Heptane	10.76	43	20528	0.69	ppb		82
38) Trichloroethene	10.86	130	28759	0.60	ppb	#	74
45) Toluene	13.07	92	44315	1.12	ppb	#	79
50) Tetrachloroethylene	14.08	164	70125	1.54	ppb		95
51) Chlorobenzene	15.03	112	6018	0.10	ppb	#	52
52) Ethylbenzene	15.27	91	24327	0.39	ppb		89
53) m&p-xylene	15.44	91	68105	1.18	ppb		97
54) Styrene	15.87	104	14595	0.41	ppb	#	63
56) o-xylene	15.90	91	29172	0.48	ppb		90
59) 4-ethyltoluene	17.07	105	22113	0.33	ppb		86
60) 1,3,5-trimethylbenzene	17.13	105	23267	0.41	ppb		94
61) 1,2,4-trimethylbenzene	17.53	105	80924	2.19	ppb		77

T.P.

(#) = qualifier out of range (m) = manual integration (+) = signals summed

Quantitation Report (QT Reviewed)

Data File : C:\MSDCHEM\1\DATA\BG012714.D Vial: 46
Acq On : 27 Jan 2011 8:20 pm Operator: LL
Sample : C1101036-010A Inst : MSD #2
Misc : 1ugm3 & 0.25TCE,CT,VNCL Sample Multiplr: 1.00
MS Integration Params: RTEINT.P
Quant Time: Jan 28 12:20 2011 Quant Results File: B118_1UG.RES

Method : C:\MSDCHEM\1\METHODS\B118_1UG.M (RTE Integrator)
Title : TO-15 VOA Standards for 5 point calibration
Last Update : Tue Feb 01 16:05:43 2011
Response via : Initial Calibration

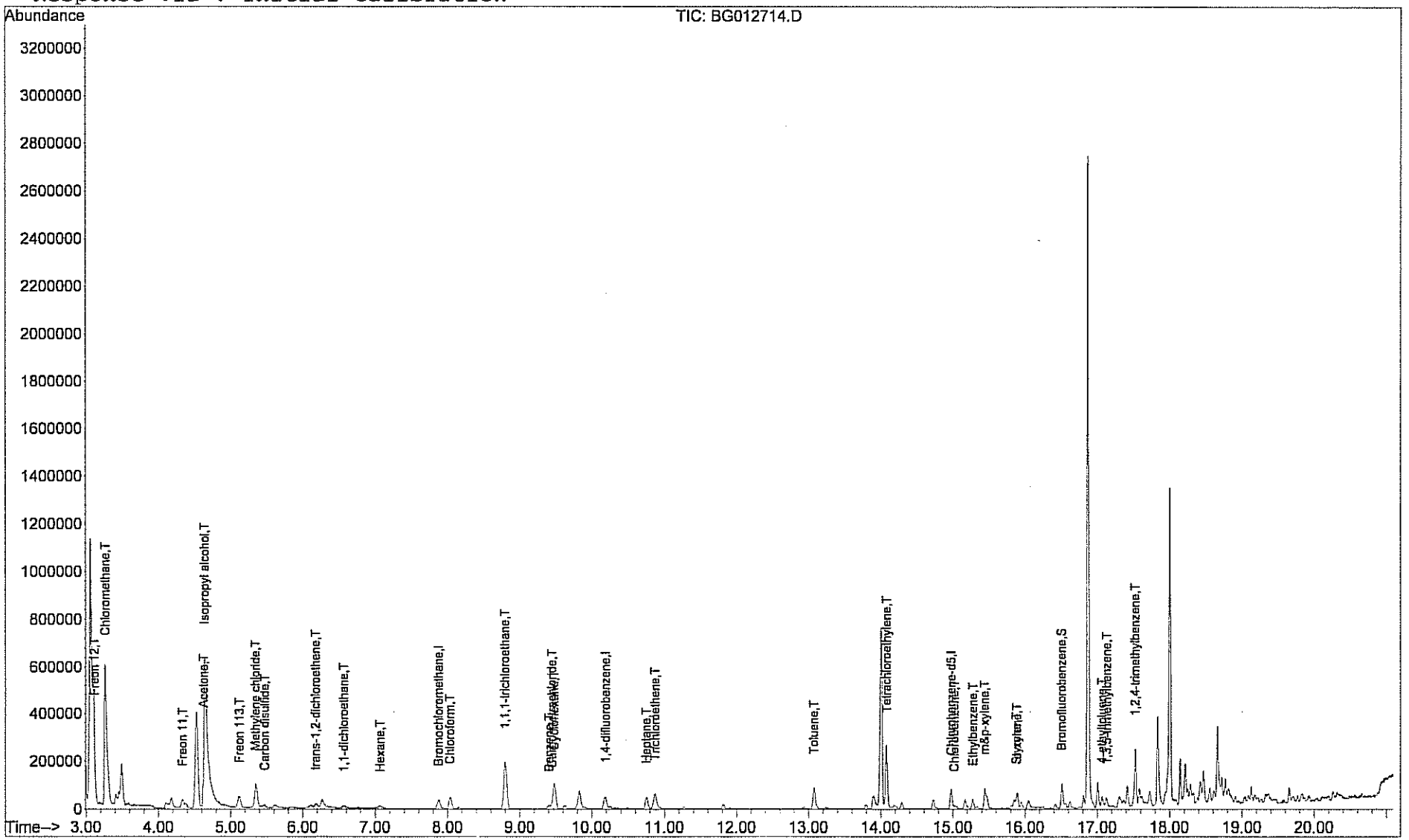

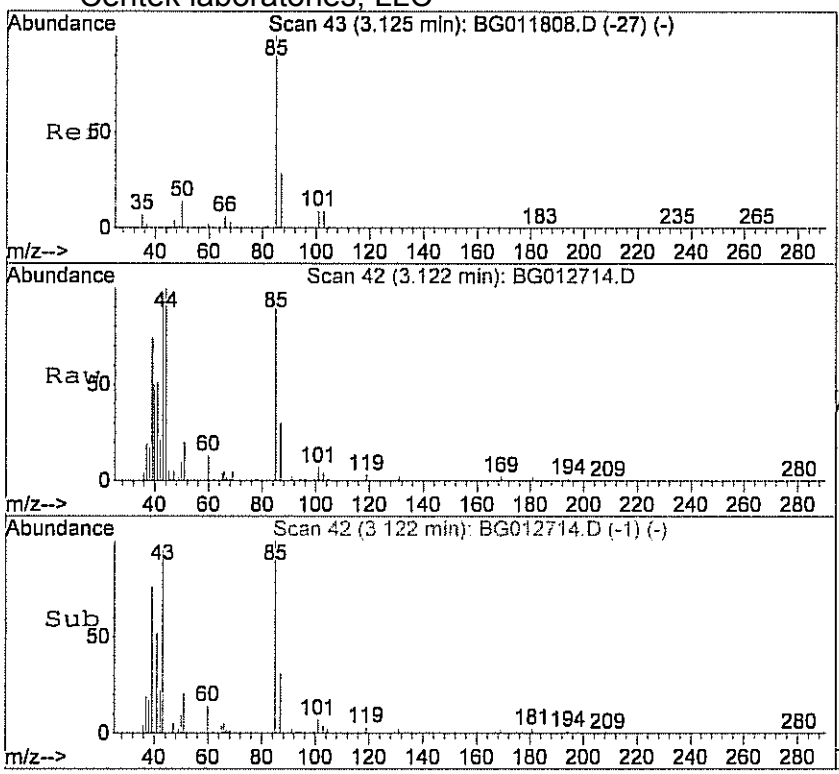

#3
Freon 12
Concen: 0.44 ppb
RT: 3.12 min Scan# 42
Delta R.T. -0.00 min
Lab File: BG012714.D
Acq: 27 Jan 2011 8:20 pm

Tgt Ion: 85 Resp: 45650

Ion	Ratio	Lower	Upper
85	100		
87	33.2	14.1	54.1

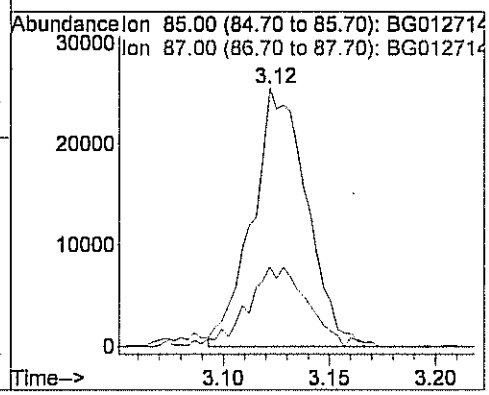

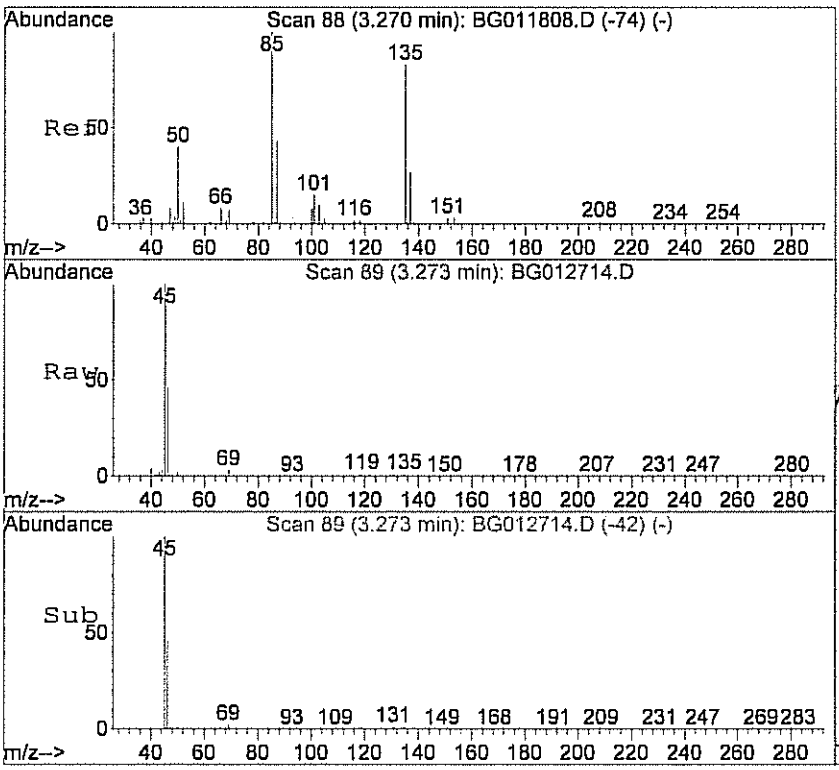

#4
Chloromethane
Concen: 0.19 ppb
RT: 3.27 min Scan# 89
Delta R.T. -0.00 min
Lab File: BG012714.D
Acq: 27 Jan 2011 8:20 pm

Tgt Ion: 50 Resp: 7231

Ion	Ratio	Lower	Upper
50	100		
52	28.2	0.0	36.8

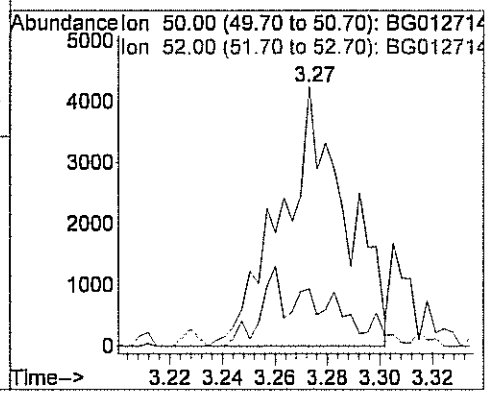

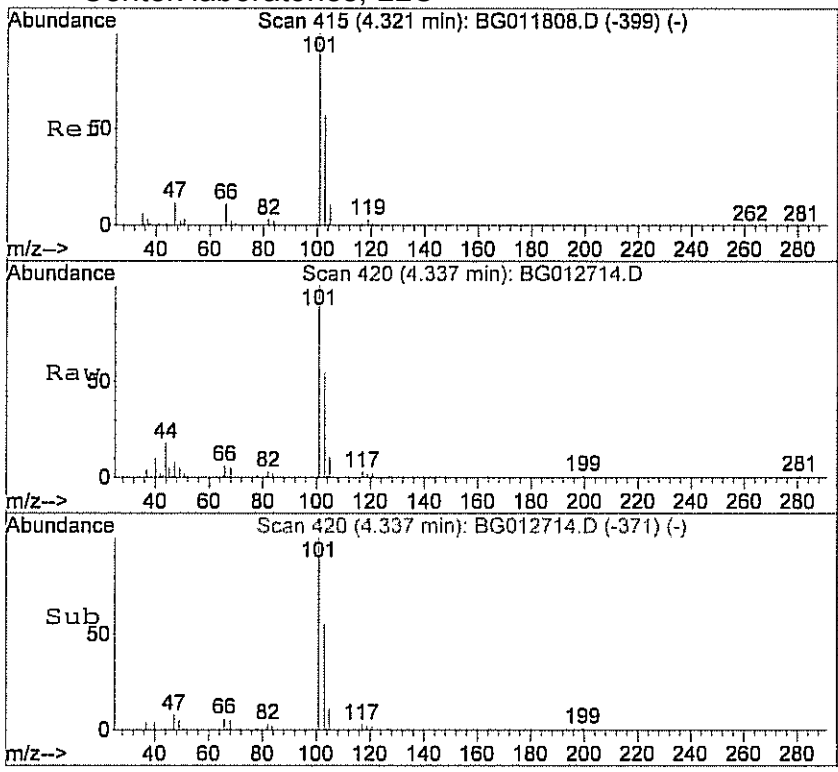

#11
Freon 11
Concen: 0.34 ppb
RT: 4.34 min Scan# 420
Delta R.T. 0.01 min
Lab File: BG012714.D
Acq: 27 Jan 2011 8:20 pm

Tgt Ion:101	Resp:	34443	
Ion	Ratio	Lower	Upper
101	100		
103	64.0	49.2	89.2
105	9.6	0.0	27.9

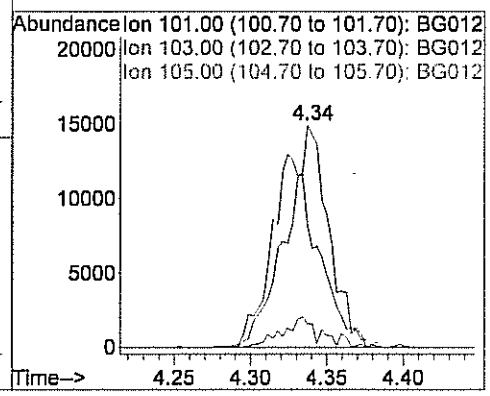

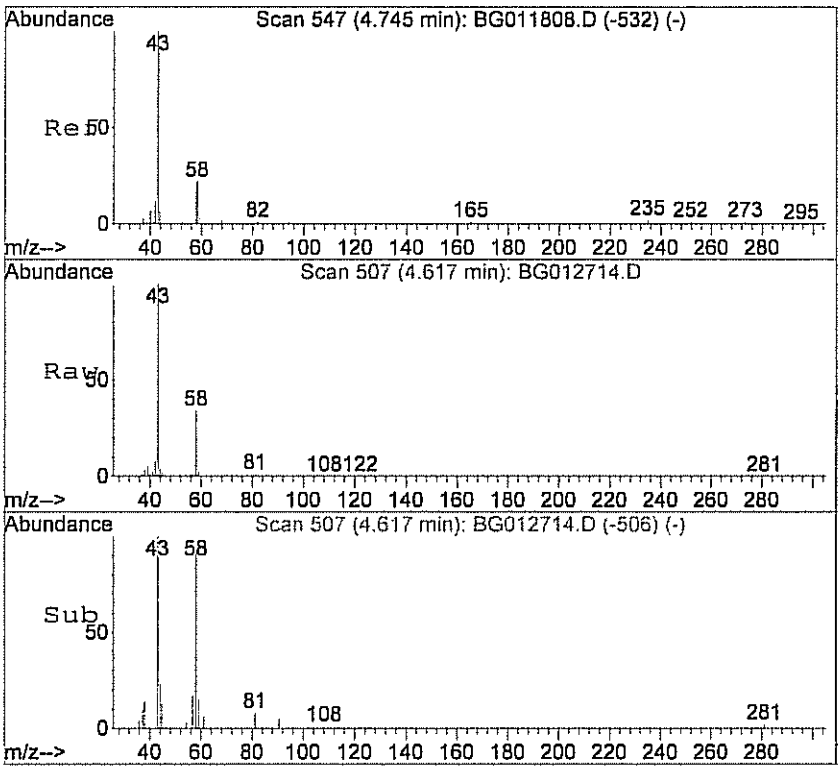

#12
Acetone
Concen: 3.43 ppb m
RT: 4.62 min Scan# 507
Delta R.T. -0.15 min
Lab File: BG012714.D
Acq: 27 Jan 2011 8:20 pm

Tgt Ion: 58	Resp:	39337	
Ion	Ratio	Lower	Upper
58	100		
43	0.0	148.4	208.4#

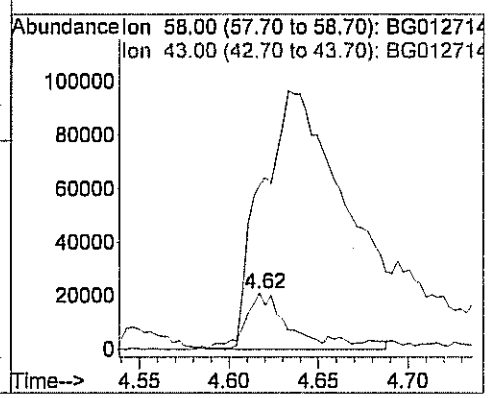

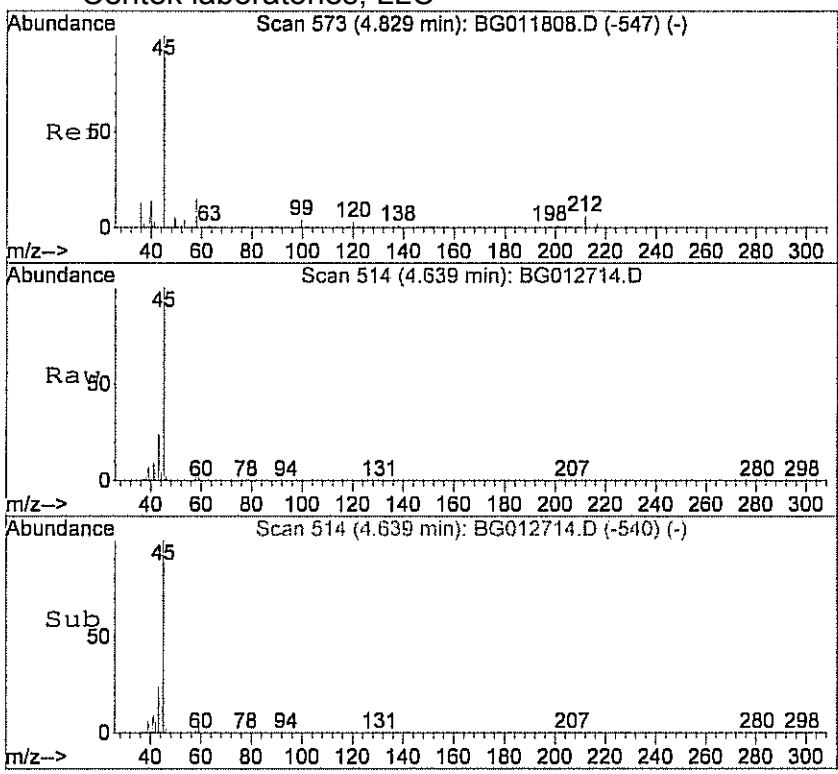

#13
Isopropyl alcohol
Concen: 63.19 ppb m
RT: 4.64 min Scan# 514
Delta R.T. -0.23 min
Lab File: BG012714.D
Acq: 27 Jan 2011 8:20 pm

Tgt Ion: 45 Resp: 1318861

Ion	Ratio	Lower	Upper
45	100		
43	0.0	6.2	46.2#

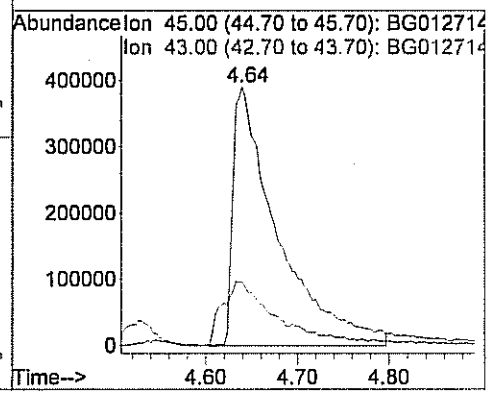

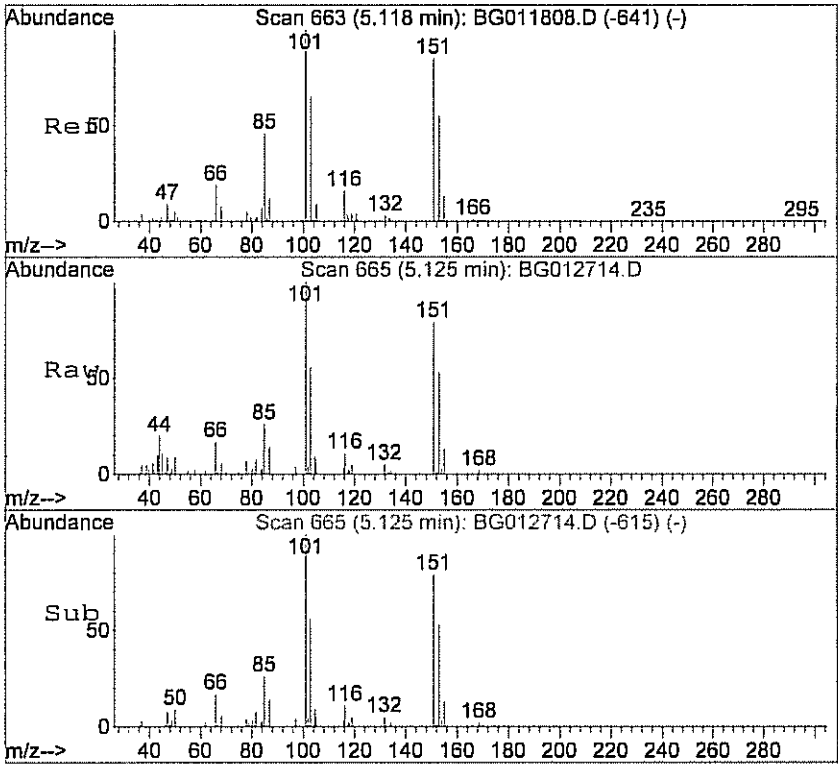

#15
Freon 113
Concen: 0.33 ppb
RT: 5.12 min Scan# 665
Delta R.T. 0.01 min
Lab File: BG012714.D
Acq: 27 Jan 2011 8:20 pm

Tgt Ion:101 Resp: 22755

Ion	Ratio	Lower	Upper
101	100		
103	67.2	30.6	70.6
151	100.1	64.0	104.0

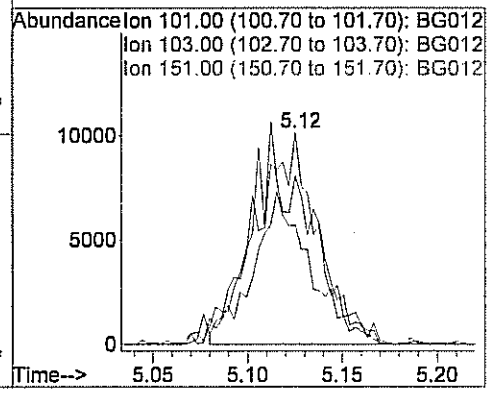

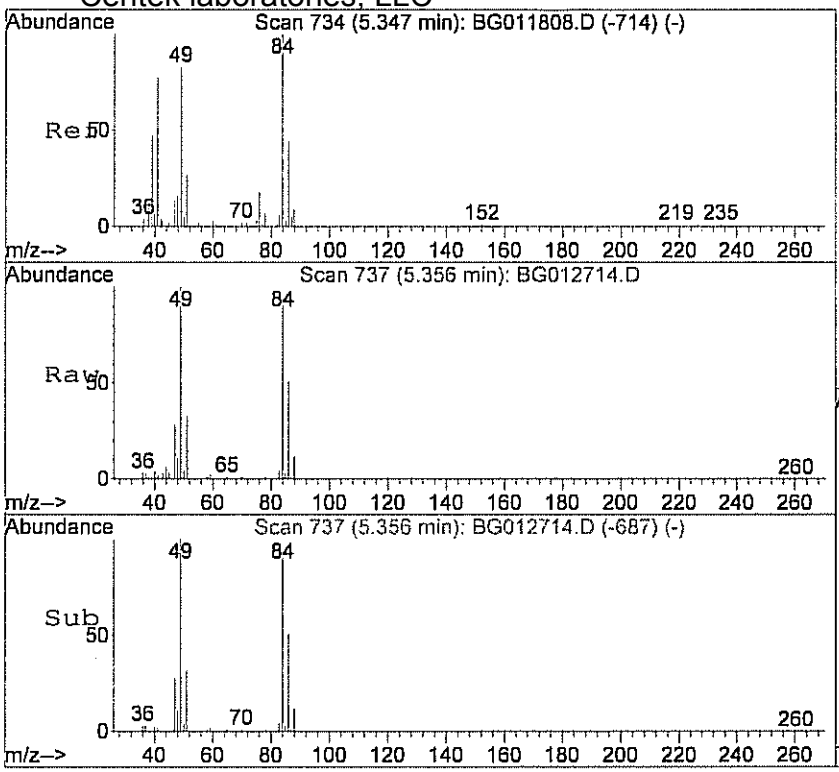

#16
Methylene chloride
Concen: 2.51 ppb
RT: 5.36 min Scan# 737
Delta R.T. 0.01 min
Lab File: BG012714.D
Acq: 27 Jan 2011 8:20 pm

Tgt Ion: 84 Resp: 66160

Ion	Ratio	Lower	Upper
84	100		
49	116.4	82.7	122.7
86	65.8	35.7	75.7

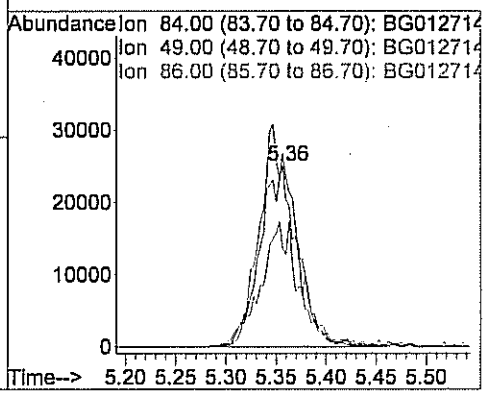

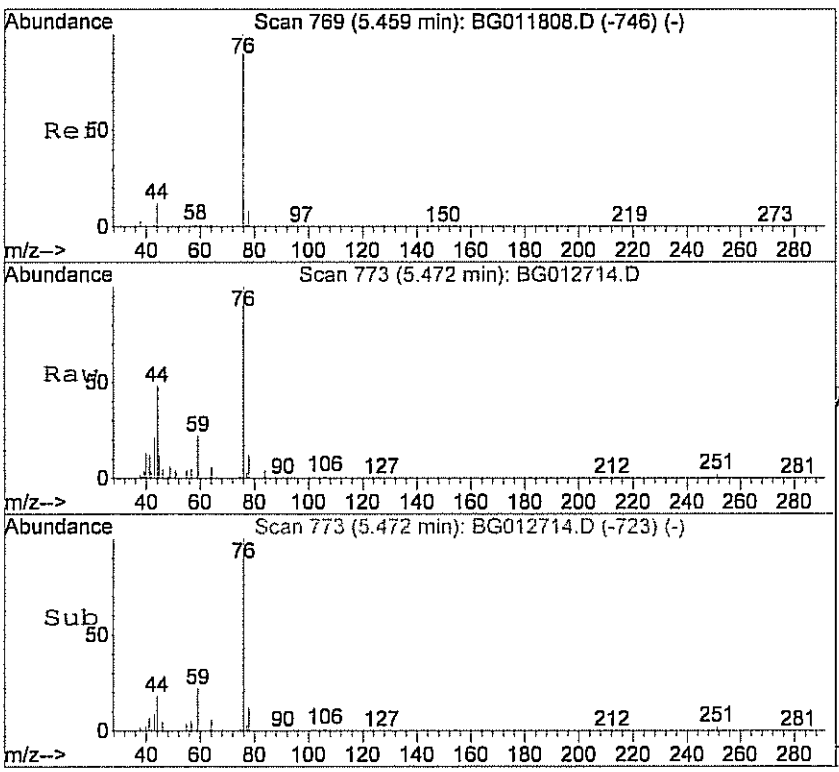

#18
Carbon disulfide
Concen: 0.23 ppb
RT: 5.47 min Scan# 773
Delta R.T. 0.01 min
Lab File: BG012714.D
Acq: 27 Jan 2011 8:20 pm

Tgt Ion: 76 Resp: 20216

Ion	Ratio	Lower	Upper
76	100		
78	12.0	0.0	27.8

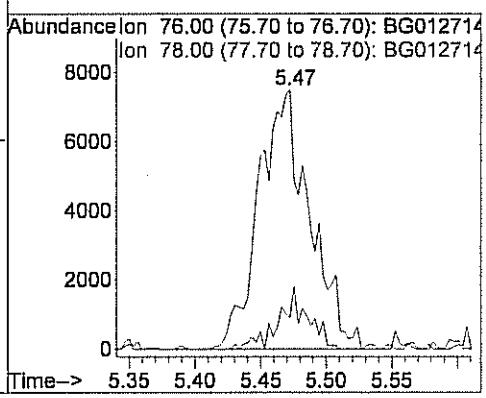

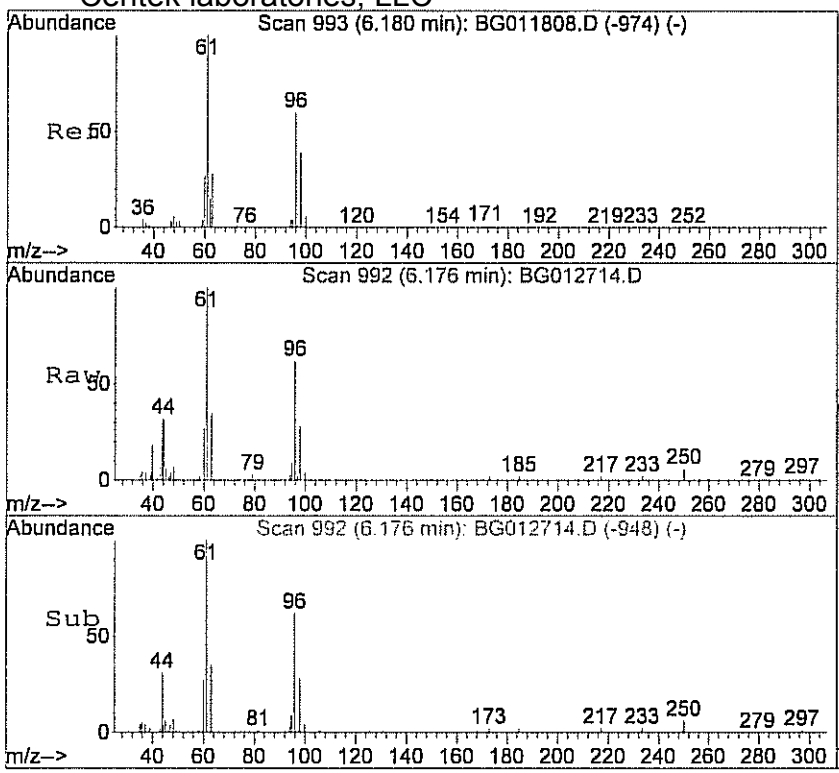

#19
trans-1,2-dichloroethene
Concen: 0.38 ppb m
RT: 6.18 min Scan# 992
Delta R.T. -0.01 min
Lab File: BG012714.D
Acq: 27 Jan 2011 8:20 pm

Tgt Ion: 61 Resp: 14751

Ion	Ratio	Lower	Upper
61	100		
96	3.8	48.2	88.2#
98	15.3	25.3	65.3#

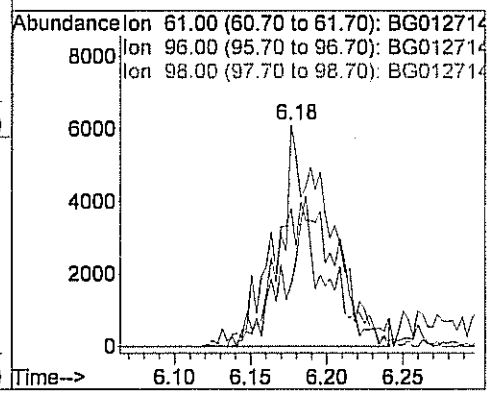

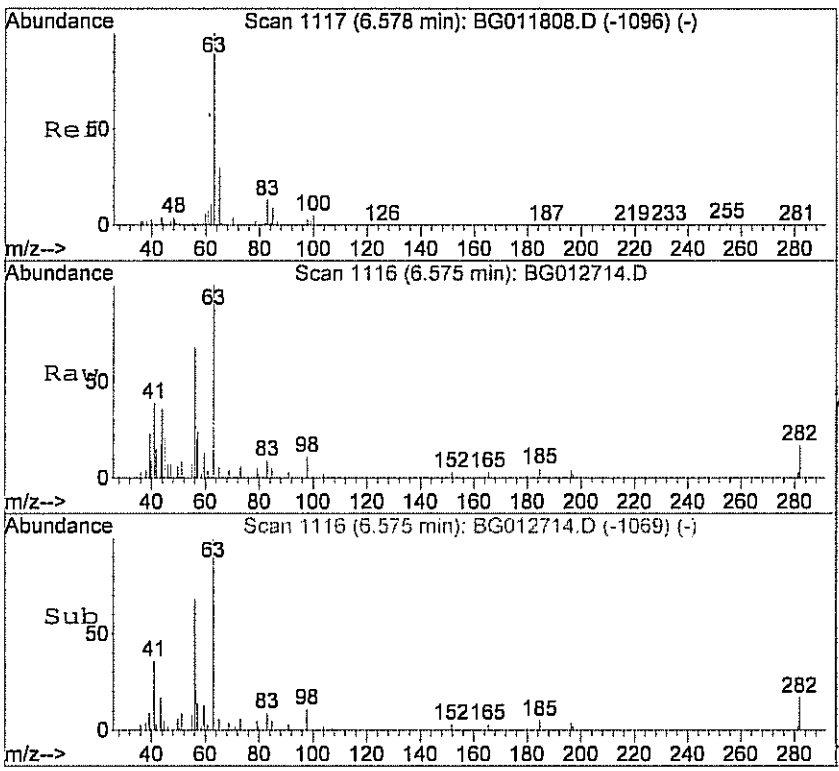

#21
1,1-dichloroethane
Concen: 0.09 ppb m
RT: 6.58 min Scan# 1116
Delta R.T. -0.00 min
Lab File: BG012714.D
Acq: 27 Jan 2011 8:20 pm

Tgt Ion: 63 Resp: 4690

Ion	Ratio	Lower	Upper
63	100		
65	21.2	9.3	49.3

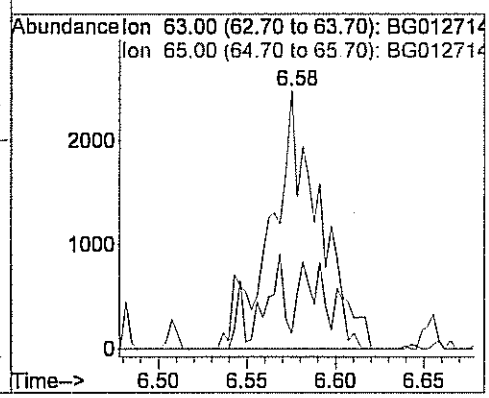

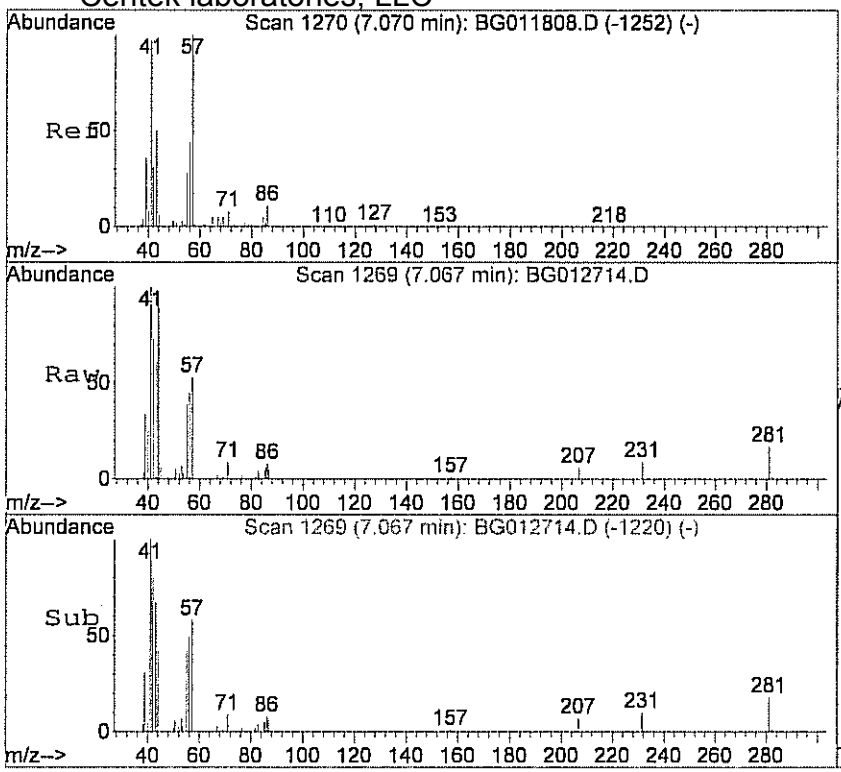

#25
Hexane
Concen: 0.18 ppb m
RT: 7.07 min Scan# 1269
Delta R.T. 0.01 min
Lab File: BG012714.D
Acq: 27 Jan 2011 8:20 pm

Tgt Ion: 41 Resp: 5598

Ion	Ratio	Lower	Upper
41	100		
57	99.0	67.3	107.3
43	70.0	22.9	62.9#

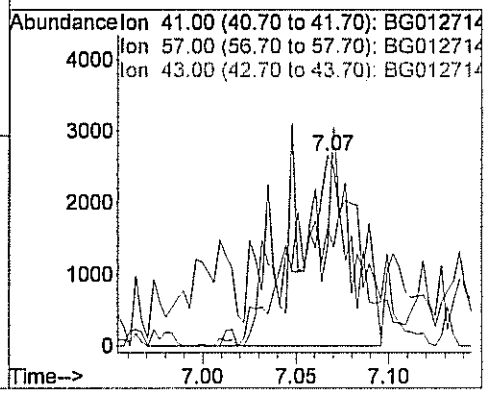

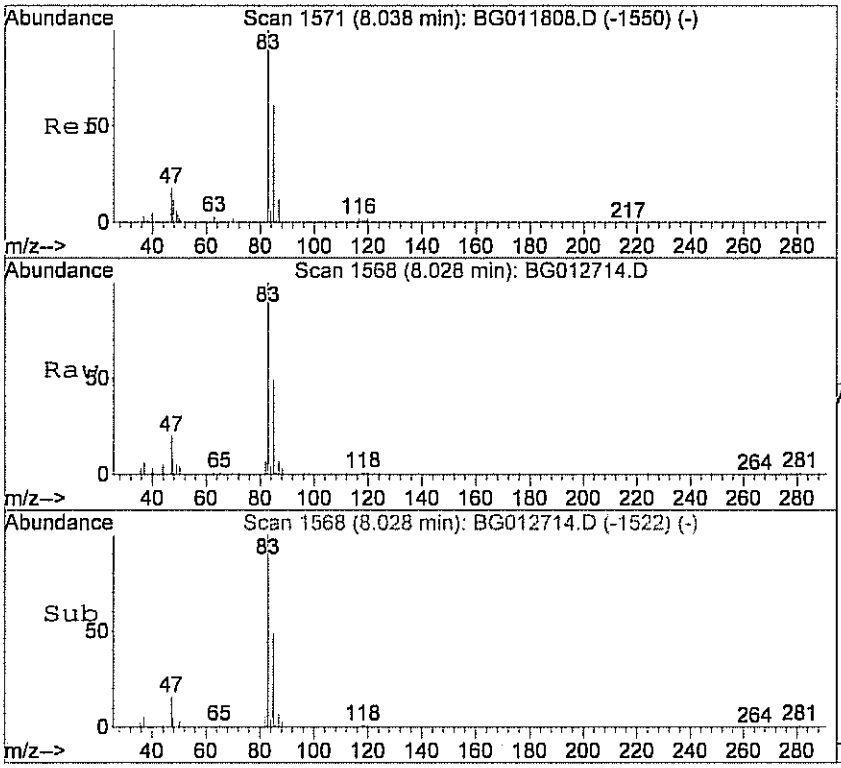

#27
Chloroform
Concen: 0.91 ppb
RT: 8.03 min Scan# 1568
Delta R.T. -0.00 min
Lab File: BG012714.D
Acq: 27 Jan 2011 8:20 pm

Tgt Ion: 83 Resp: 52580

Ion	Ratio	Lower	Upper
83	100		
85	60.1	50.2	90.2

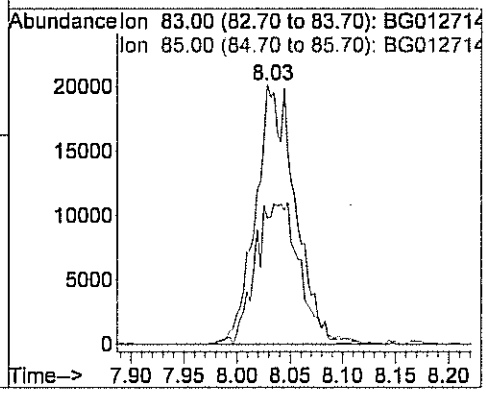

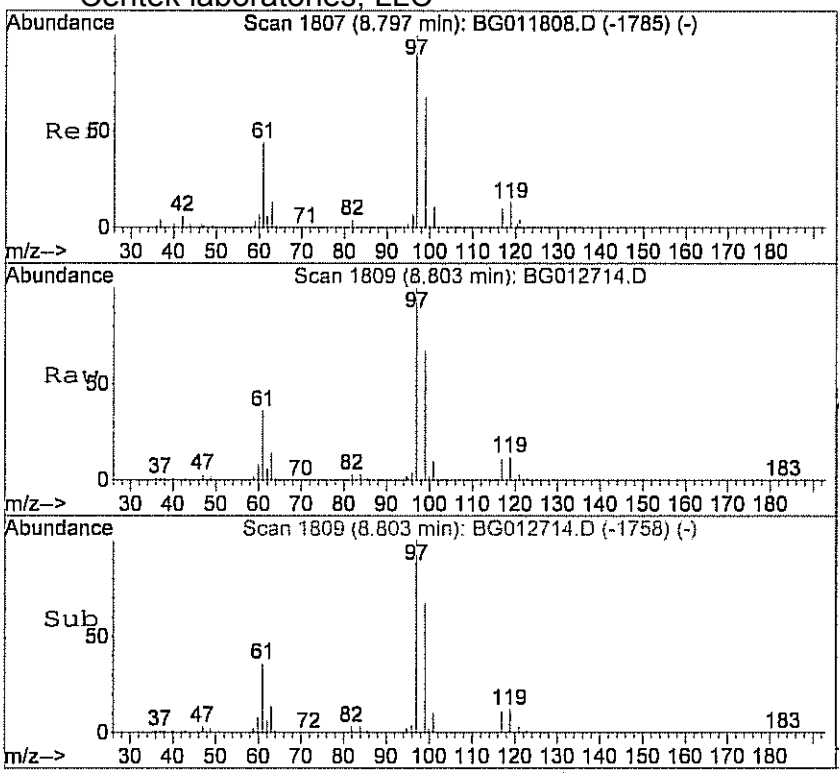

#31
1,1,1-trichloroethane
Concen: 1.93 ppb
RT: 8.80 min Scan# 1809
Delta R.T. 0.01 min
Lab File: BG012714.D
Acq: 27 Jan 2011 8:20 pm

Tgt Ion: 97	Resp:	182022	
Ion	Ratio	Lower	Upper
97	100		
99	66.7	36.9	76.9

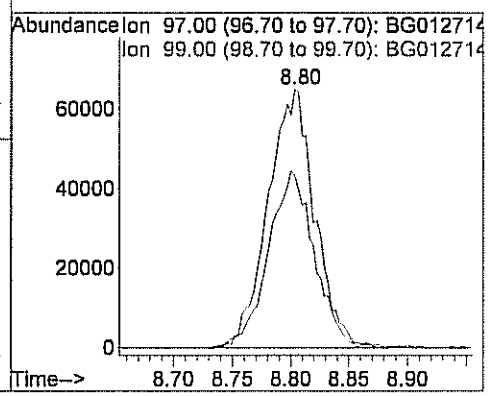

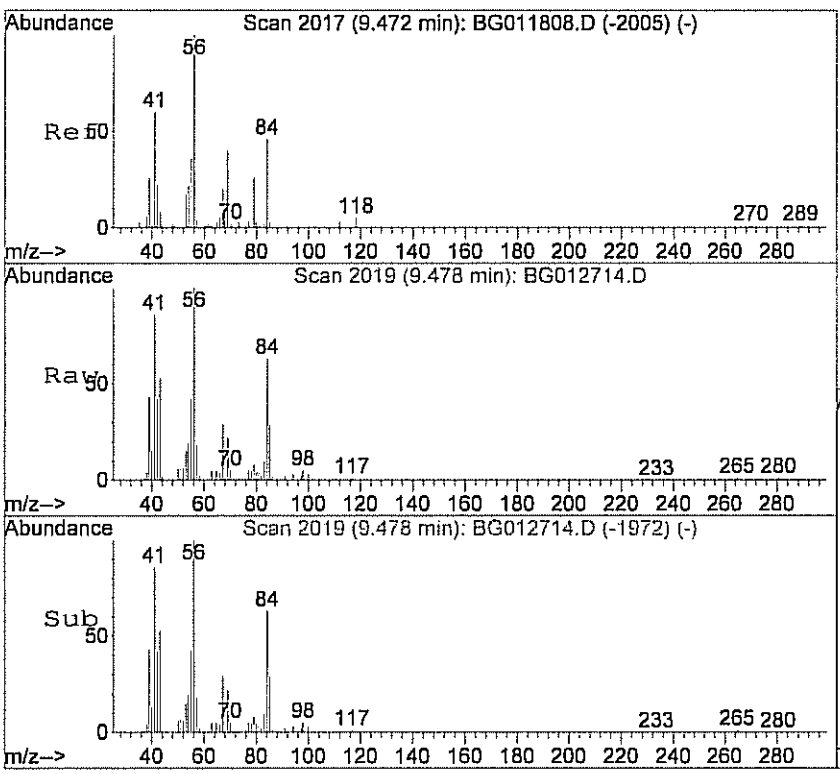

#32
Cyclohexane
Concen: 1.40 ppb
RT: 9.48 min Scan# 2019
Delta R.T. -0.00 min
Lab File: BG012714.D
Acq: 27 Jan 2011 8:20 pm

Tgt Ion: 56	Resp:	39414	
Ion	Ratio	Lower	Upper
56	100		
41	91.4	40.6	80.6#
84	77.6	31.3	71.3#

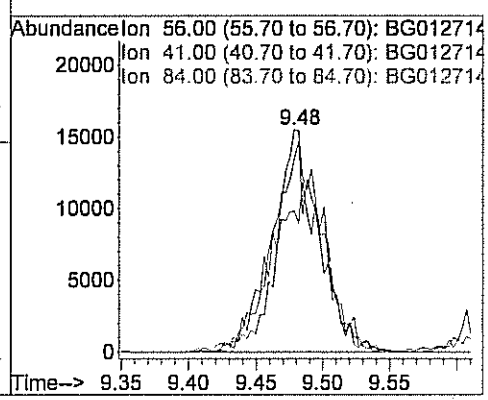

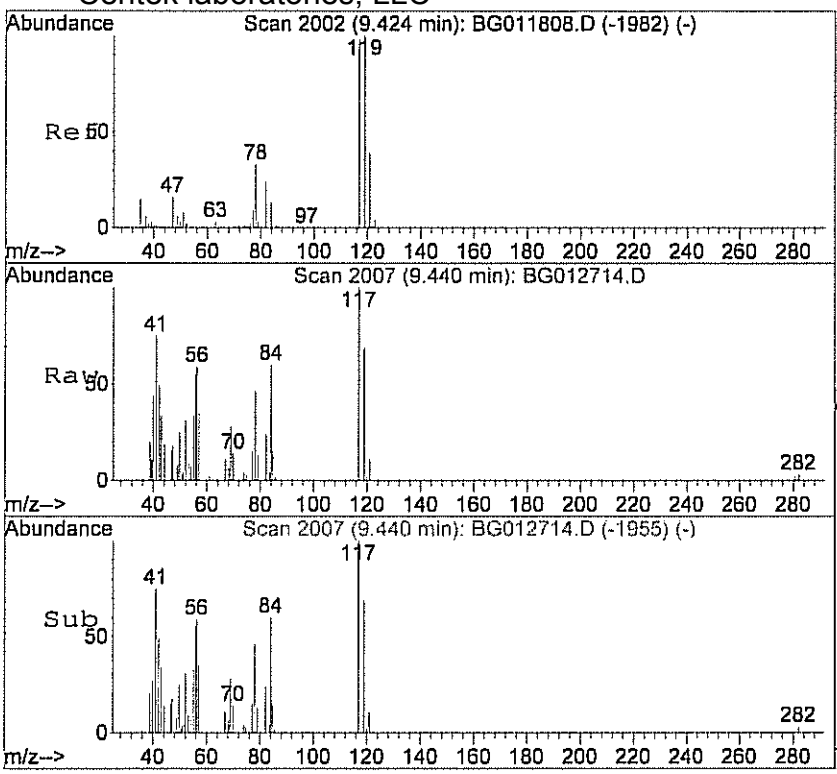

#33
Carbon tetrachloride
Concen: 0.04 ppb m
RT: 9.44 min Scan# 2007
Delta R.T. 0.02 min
Lab File: BG012714.D
Acq: 27 Jan 2011 8:20 pm

Tgt Ion:117 Resp: 4541

Ion	Ratio	Lower	Upper
117	100		
119	69.3	64.1	104.1

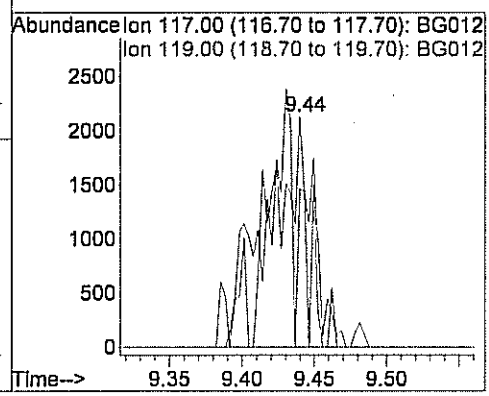

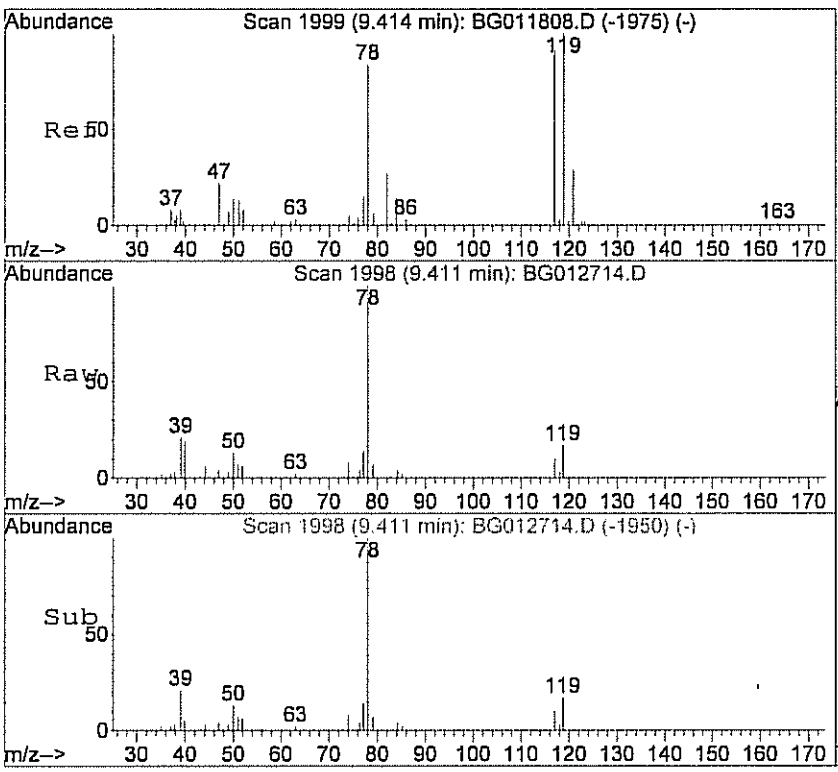

#34
Benzene
Concen: 0.18 ppb
RT: 9.41 min Scan# 1998
Delta R.T. 0.00 min
Lab File: BG012714.D
Acq: 27 Jan 2011 8:20 pm

Tgt Ion: 78 Resp: 14426

Ion	Ratio	Lower	Upper
78	100		
77	23.4	2.4	42.4
51	20.3	0.0	38.9

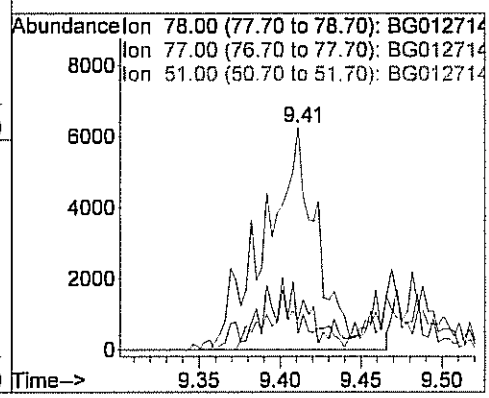

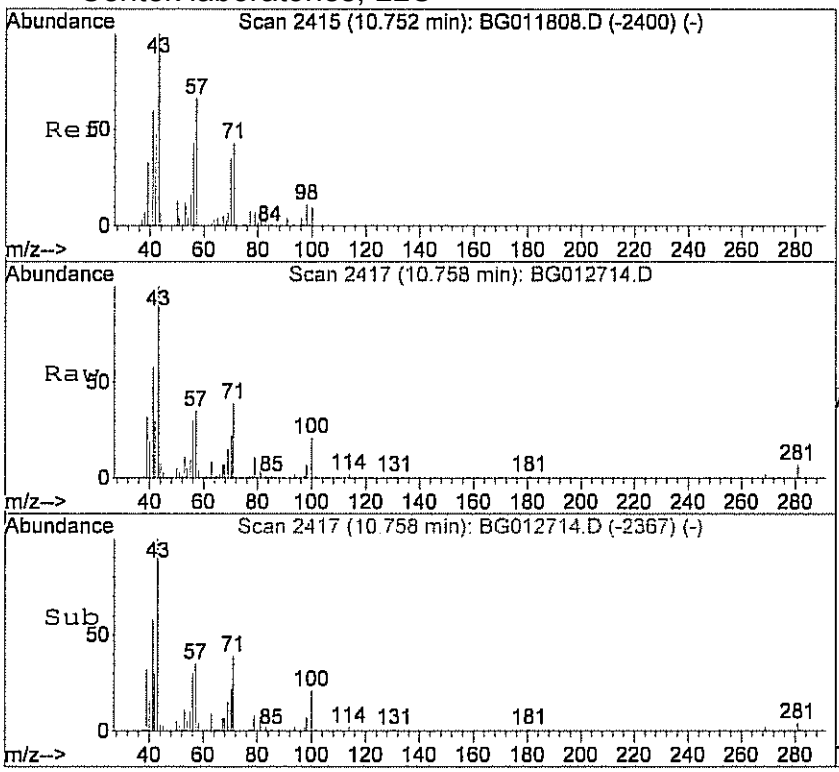

#37
Heptane
Concen: 0.69 ppb
RT: 10.76 min Scan# 2417
Delta R.T. 0.01 min
Lab File: BG012714.D
Acq: 27 Jan 2011 8:20 pm

Tgt Ion: 43 Resp: 20528

Ion	Ratio	Lower	Upper
43	100		
57	43.4	40.1	80.1
71	50.2	41.4	81.4

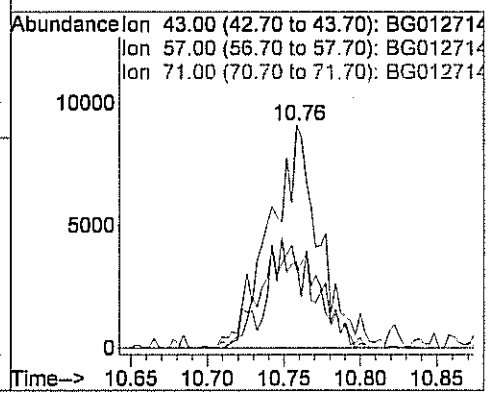

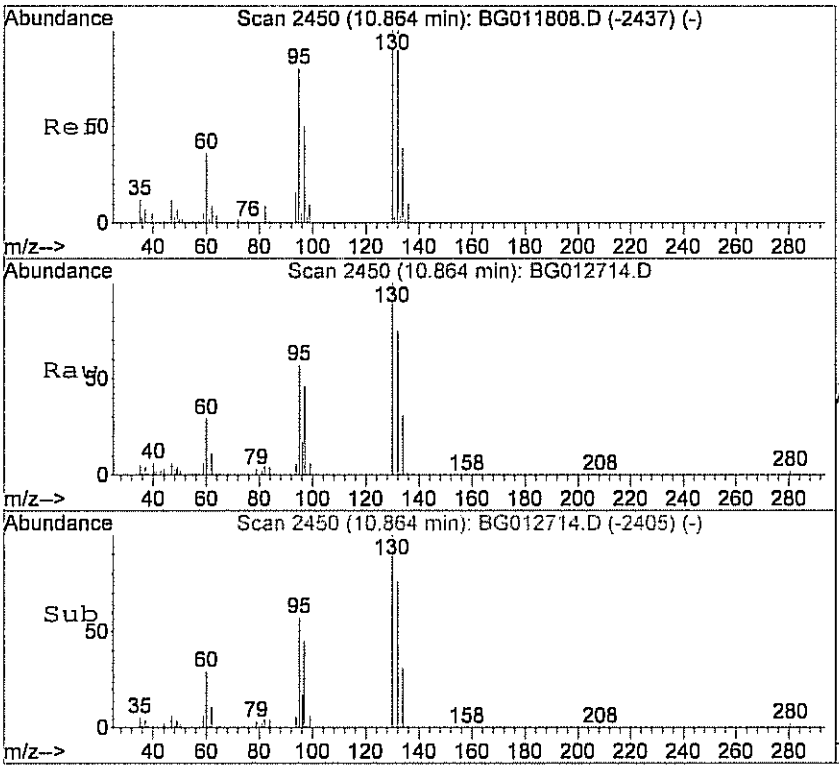

#38
Trichloroethene
Concen: 0.60 ppb
RT: 10.86 min Scan# 2450
Delta R.T. -0.01 min
Lab File: BG012714.D
Acq: 27 Jan 2011 8:20 pm

Tgt Ion:130 Resp: 28759

Ion	Ratio	Lower	Upper
130	100		
132	107.8	63.9	103.9#
95	96.2	53.8	93.8#

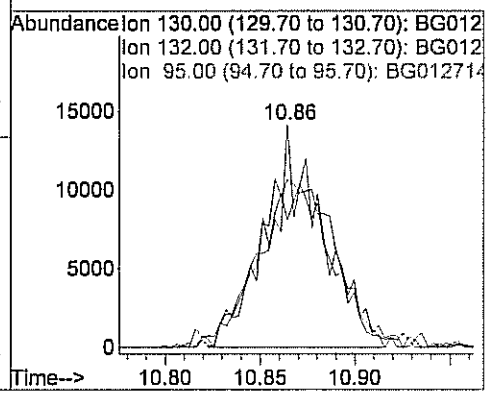



#45
Toluene
Concen: 1.12 ppb
RT: 13.07 min Scan# 3136
Delta R.T. -0.00 min
Lab File: BG012714.D
Acq: 27 Jan 2011 8:20 pm

Tgt Ion: 92 Resp: 44315

Ion	Ratio	Lower	Upper
92	100		
91	167.3	121.5	161.5#

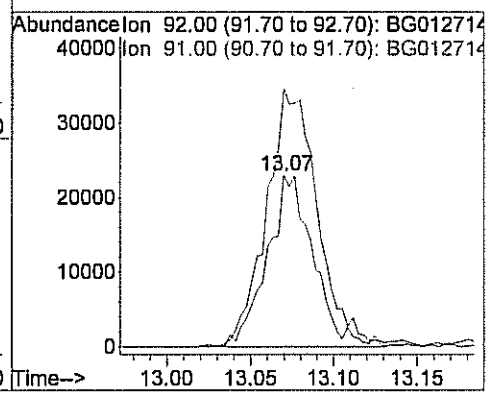

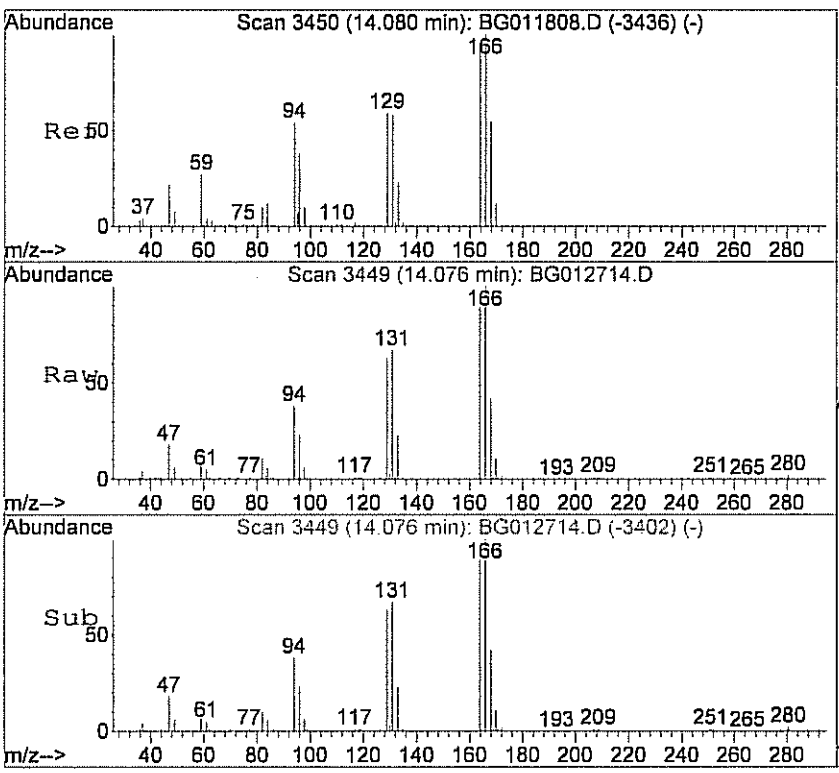

#50
Tetrachloroethylene
Concen: 1.54 ppb
RT: 14.08 min Scan# 3449
Delta R.T. -0.00 min
Lab File: BG012714.D
Acq: 27 Jan 2011 8:20 pm

Tgt Ion:164 Resp: 70125

Ion	Ratio	Lower	Upper
164	100		
166	124.2	110.1	150.1

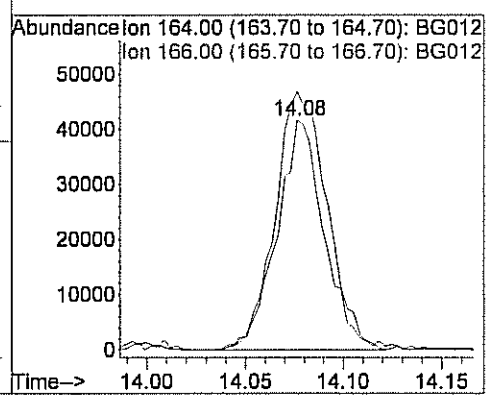

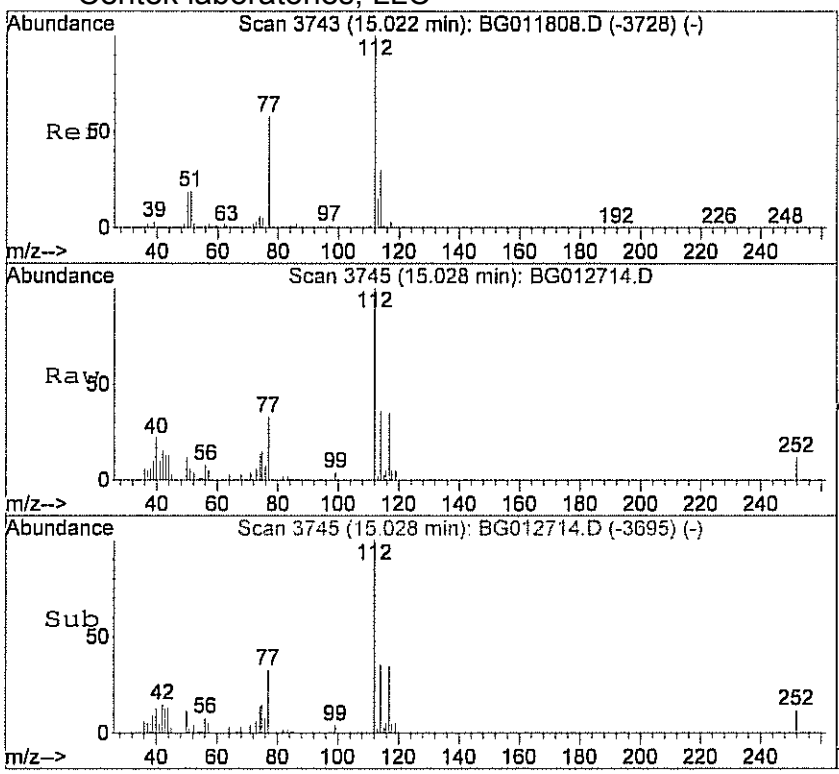

#51
Chlorobenzene
Concen: 0.10 ppb
RT: 15.03 min Scan# 3745
Delta R.T. 0.01 min
Lab File: BG012714.D
Acq: 27 Jan 2011 8:20 pm

Tgt Ion:112 Resp: 6018

Ion	Ratio	Lower	Upper
112	100		
77	1.4	24.7	64.7#
114	19.1	8.8	48.8

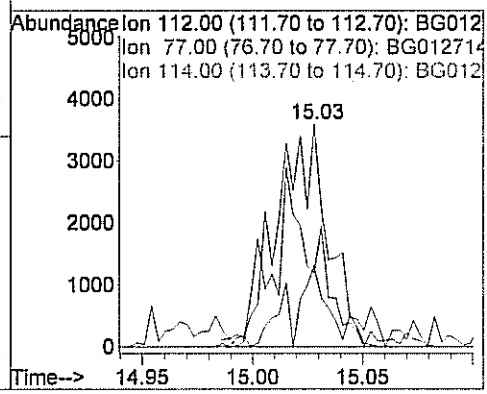

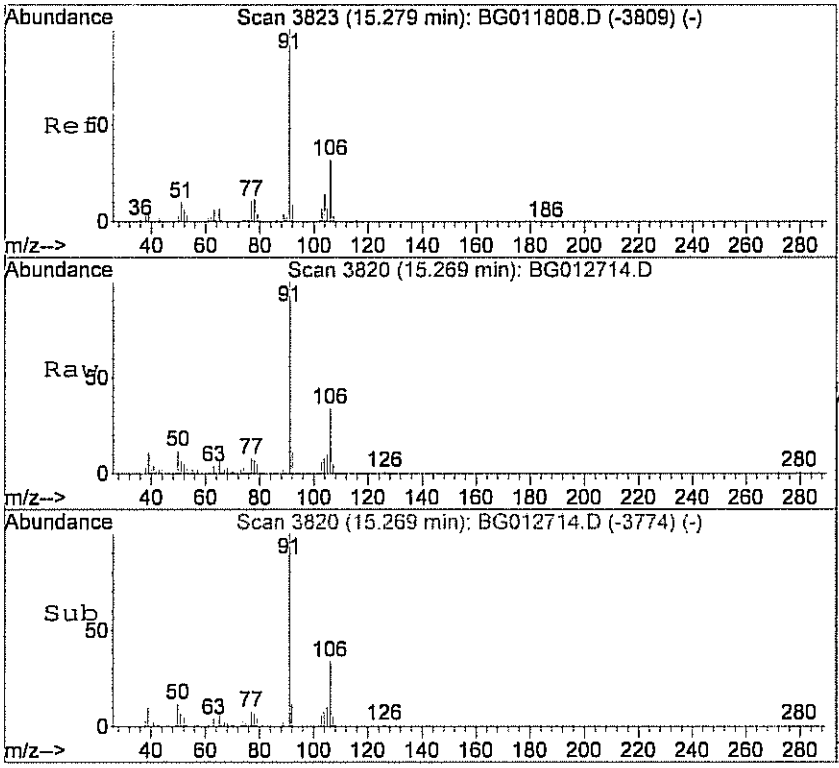

#52
Ethylbenzene
Concen: 0.39 ppb
RT: 15.27 min Scan# 3820
Delta R.T. -0.00 min
Lab File: BG012714.D
Acq: 27 Jan 2011 8:20 pm

Tgt Ion: 91 Resp: 24327

Ion	Ratio	Lower	Upper
91	100		
106	34.1	21.0	61.0

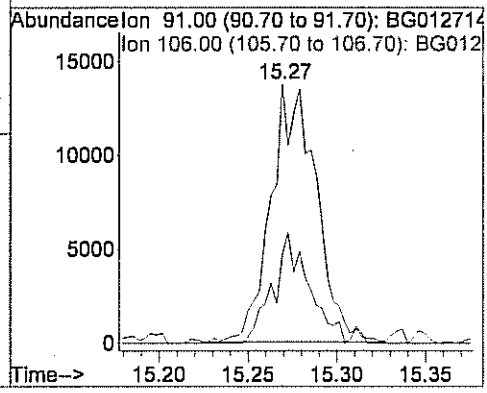

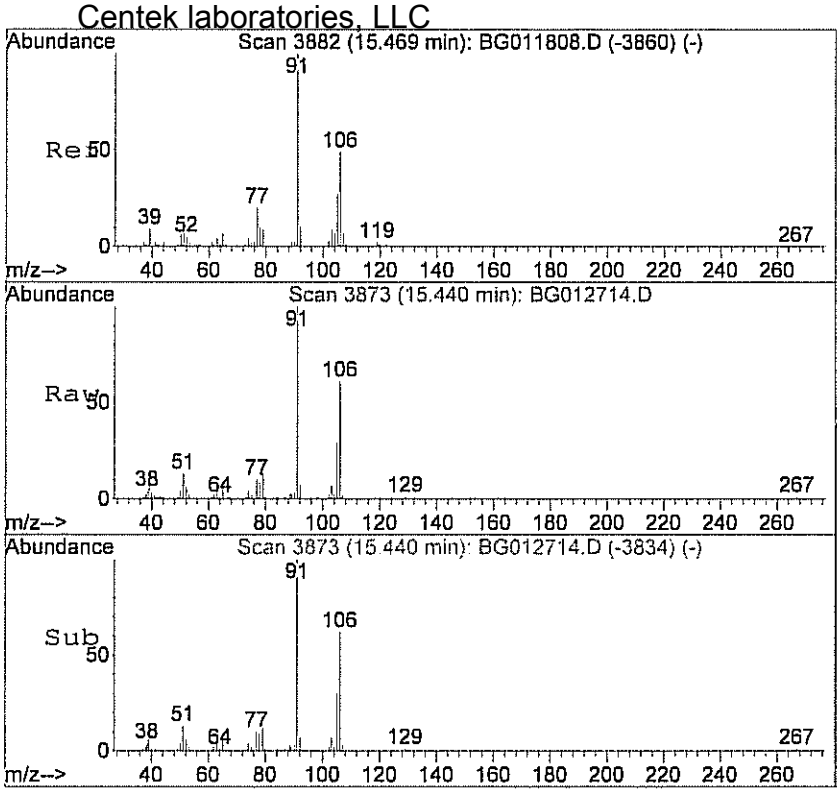

#53
m&p-xylene
Concen: 1.18 ppb
RT: 15.44 min Scan# 3873
Delta R.T. -0.03 min
Lab File: BG012714.D
Acq: 27 Jan 2011 8:20 pm

Tgt Ion: 91 Resp: 68105

Ion	Ratio	Lower	Upper
91	100		
106	56.5	34.5	74.5

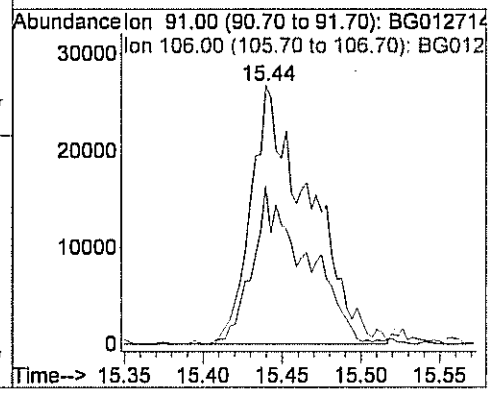

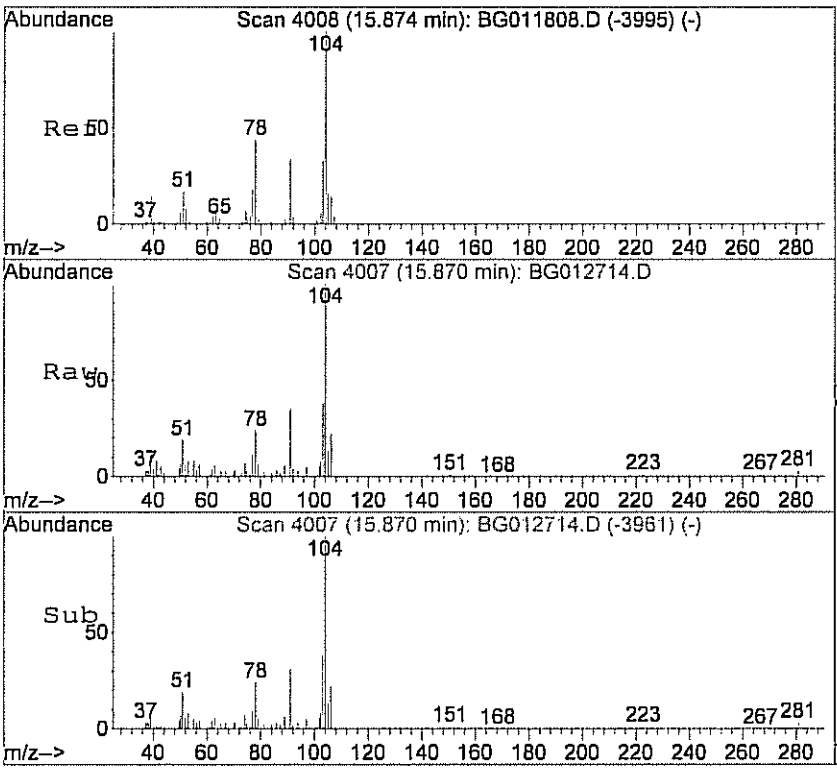

#54
Styrene
Concen: 0.41 ppb
RT: 15.87 min Scan# 4007
Delta R.T. -0.00 min
Lab File: BG012714.D
Acq: 27 Jan 2011 8:20 pm

Tgt Ion:104 Resp: 14595

Ion	Ratio	Lower	Upper
104	100		
78	54.3	13.1	53.1#

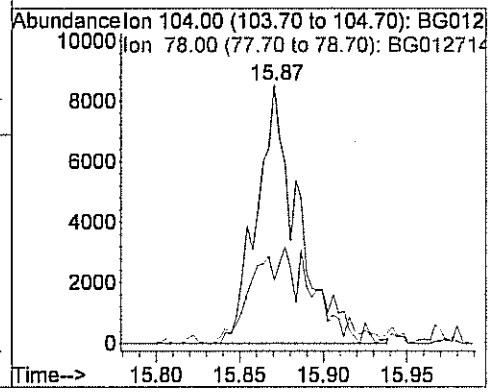

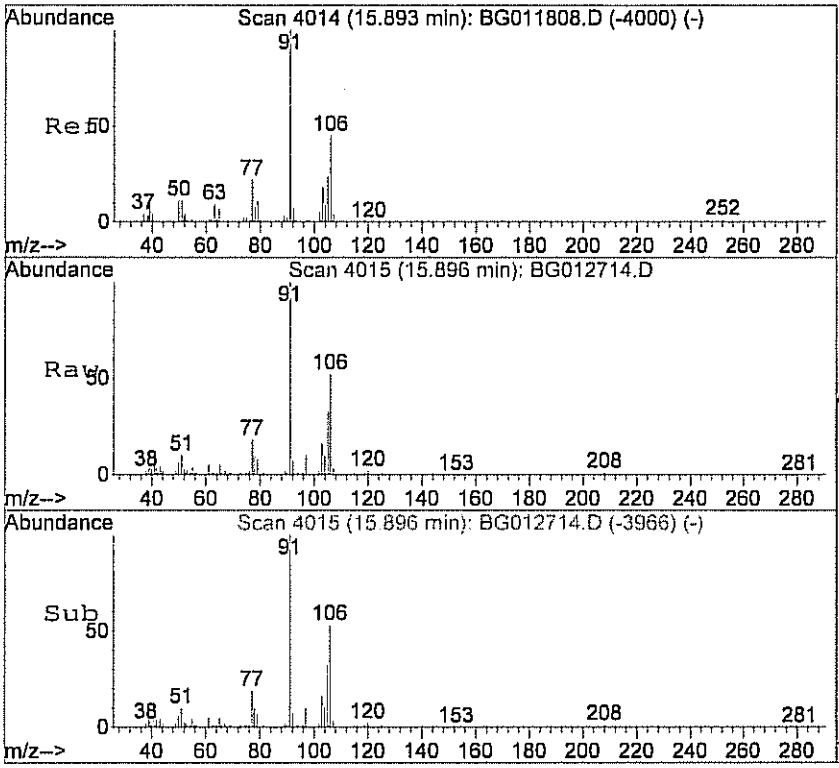

#56
o-xylene
Concen: 0.48 ppb
RT: 15.90 min Scan# 4015
Delta R.T. 0.01 min
Lab File: BG012714.D
Acq: 27 Jan 2011 8:20 pm

Tgt Ion: 91 Resp: 29172

Ion	Ratio	Lower	Upper
91	100		
106	57.5	30.8	70.8

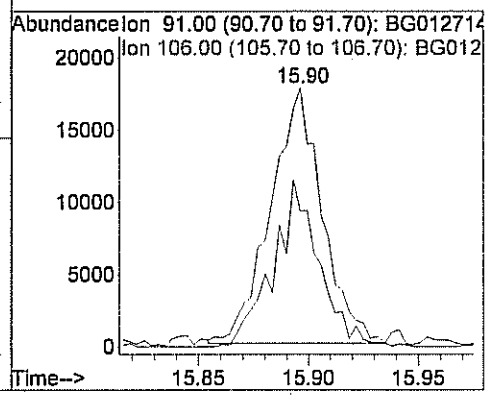

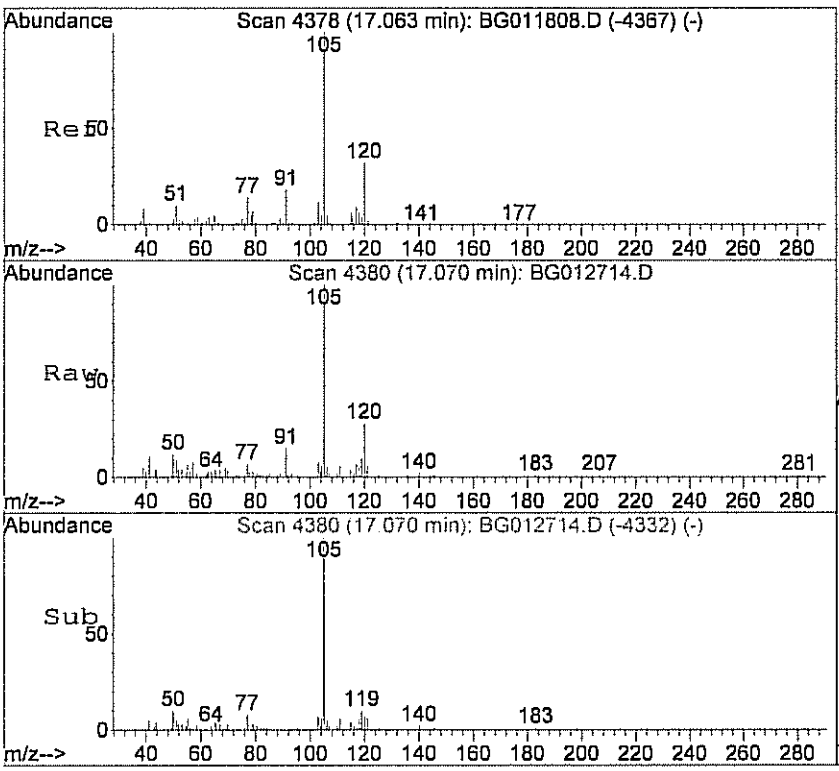

#59
4-ethyltoluene
Concen: 0.33 ppb
RT: 17.07 min Scan# 4380
Delta R.T. 0.00 min
Lab File: BG012714.D
Acq: 27 Jan 2011 8:20 pm

Tgt Ion:105 Resp: 22113

Ion	Ratio	Lower	Upper
105	100		
120	35.5	8.0	48.0

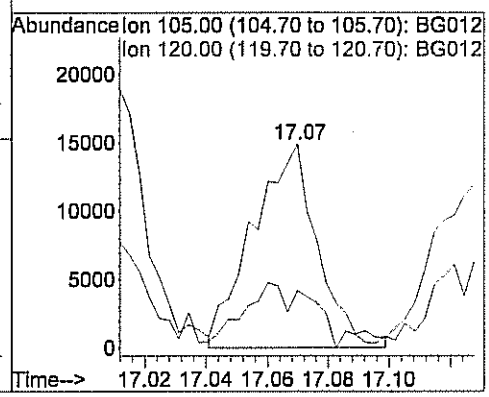

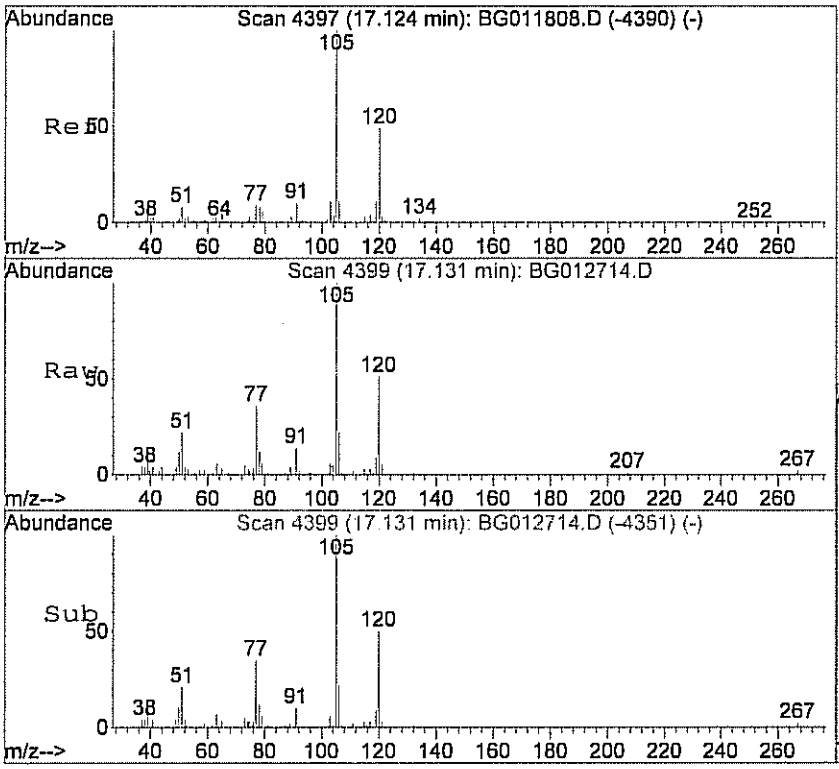

#60
1,3,5-trimethylbenzene
Concen: 0.41 ppb
RT: 17.13 min Scan# 4399
Delta R.T. 0.00 min
Lab File: BG012714.D
Acq: 27 Jan 2011 8:20 pm

Tgt Ion:105 Resp: 23267

Ion	Ratio	Lower	Upper
105	100		
120	43.6	27.9	67.9

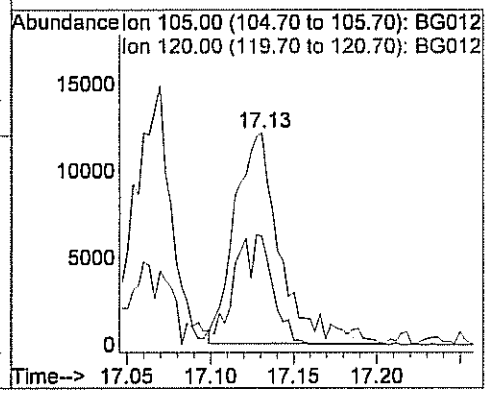

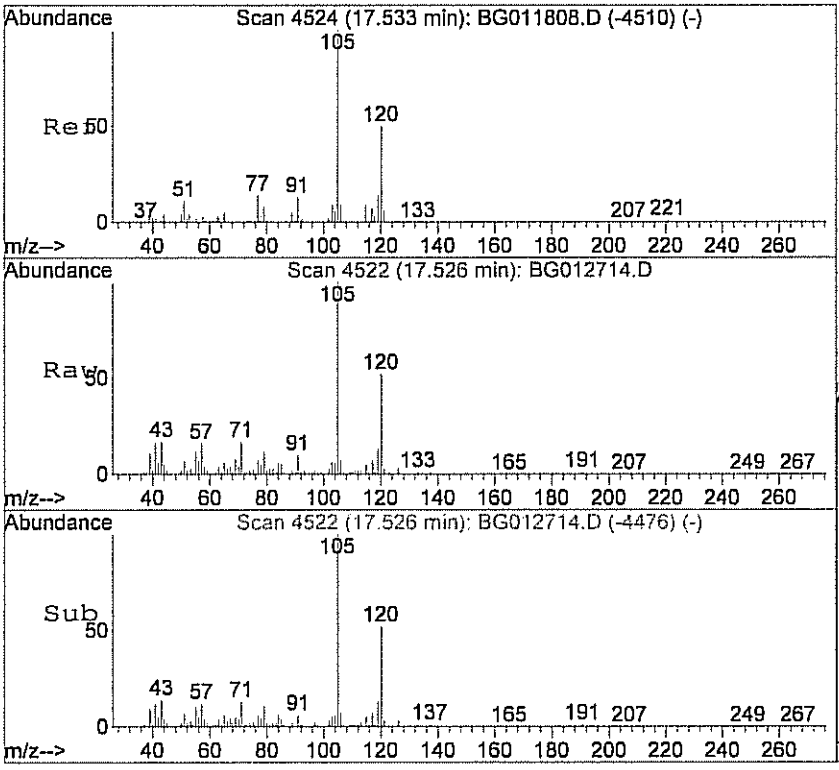

#61
1,2,4-trimethylbenzene
Concen: 2.19 ppb
RT: 17.53 min Scan# 4522
Delta R.T. -0.00 min
Lab File: BG012714.D
Acq: 27 Jan 2011 8:20 pm

Tgt Ion:105 Resp: 80924

Ion	Ratio	Lower	Upper
105	100		
120	52.5	52.0	92.0

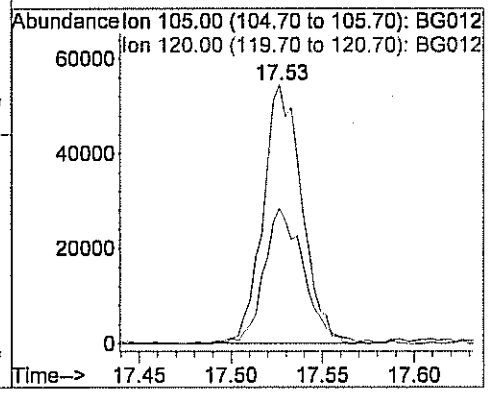

Quantitation Report (QT Reviewed)

Data File : C:\MSDCHEM\1\DATA\BG012820.D Vial: 46
Acq On : 28 Jan 2011 11:27 pm Operator: LL
Sample : C1101036-010A 5X Inst : MSD #2
Misc : 1ugm3 & 0.25TCE,CT,VNCL Sample Multiplr: 1.00
MS Integration Params: RTEINT.P
Quant Time: Feb 01 15:15:50 2011 Quant Results File: B118_1UG.RES

Quant Method : C:\MSDCHEM\1\METHODS\B118_1UG.M (RTE Integrator)
Title : TO-15 VOA Standards for 5 point calibration
Last Update : Wed Jan 26 14:01:48 2011
Response via : Initial Calibration
DataAcq Meth : B118_1UG

Internal Standards	R.T.	QIon	Response	Conc	Units		Dev(Min)
1) Bromochloromethane	7.87	128	16900	1.00	ppb		0.00
30) 1,4-difluorobenzene	10.19	114	43282	1.00	ppb		0.00
44) Chlorobenzene-d5	14.97	117	43346	1.00	ppb		0.00
System Monitoring Compounds							
57) Bromofluorobenzene	16.51	95	21033	0.91	ppb		0.00
Spiked Amount 1.000	Range 70 - 130		Recovery = 91.00%				
Target Compounds							Qvalue
12) Acetone	4.69	58	9117	0.80	ppb	#	1
13) Isopropyl alcohol	4.70	45	181761m	8.83	ppb		
16) Methylene chloride	5.36	84	13437	0.52	ppb		92
27) Chloroform	8.04	83	10266	0.18	ppb		96
31) 1,1,1-trichloroethane	8.80	97	33666	0.46	ppb		91
32) Cyclohexane	9.48	56	4335	0.20	ppb	#	47
38) Trichloroethene	10.87	130	4971m	0.13	ppb		
45) Toluene	13.07	92	6022	0.19	ppb		95
50) Tetrachloroethylene	14.07	164	14023	0.38	ppb		92
53) m&p-xylene	15.44	91	7640	0.16	ppb		87
61) 1,2,4-trimethylbenzene	17.53	105	7125	0.24	ppb		79

(#) = qualifier out of range (m) = manual integration (+) = signals summed

Quantitation Report (QT Reviewed)

Data File : C:\MSDCHEM\1\DATA\BG012820.D Vial: 46
Acq On : 28 Jan 2011 11:27 pm Operator: LL
Sample : C1101036-010A 5X Inst : MSD #2
Misc : 1ugm3 & 0.25TCE,CT,VNCL Sample Multiplr: 1.00
MS Integration Params: RTEINT.P
Quant Time: Feb 1 15:20 2011 Quant Results File: B118_1UG.RES

Method : C:\MSDCHEM\1\METHODS\B118_1UG.M (RTE Integrator)
Title : TO-15 VOA Standards for 5 point calibration
Last Update : Tue Feb 01 16:05:43 2011
Response via : Initial Calibration

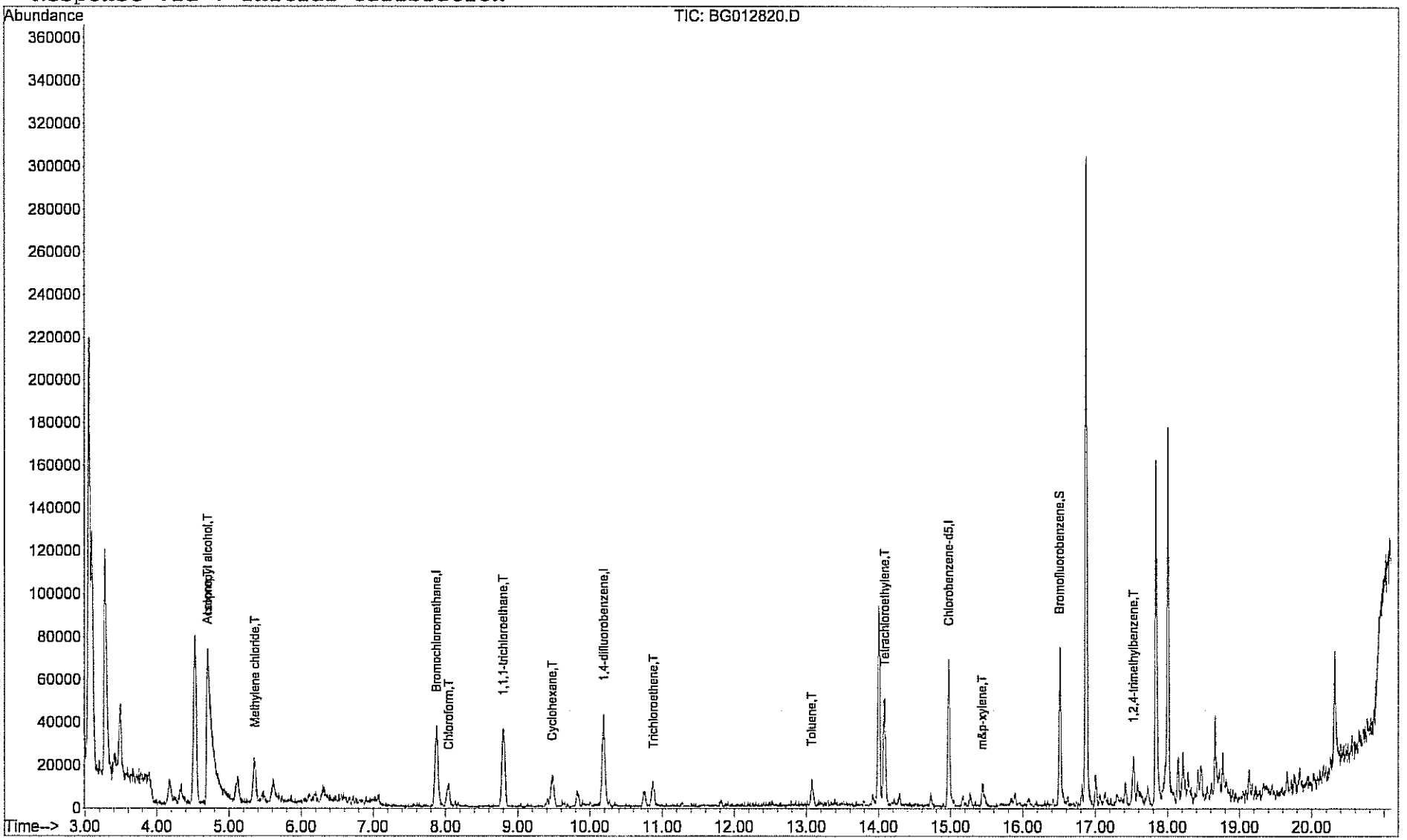

Centek laboratories, LLC

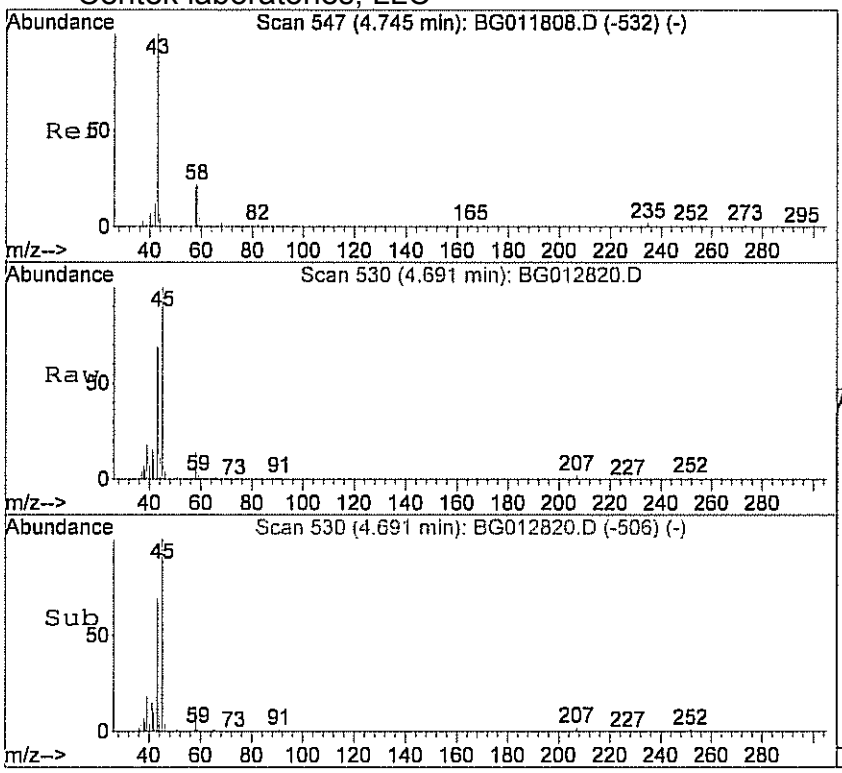

#12
Acetone
Concen: 0.80 ppb
RT: 4.69 min Scan# 530
Delta R.T. -0.07 min
Lab File: BG012820.D
Acq: 28 Jan 2011 11:27 pm

Tgt Ion: 58 Resp: 9117

Ion	Ratio	Lower	Upper
58	100		
43	0.0	148.4	208.4#

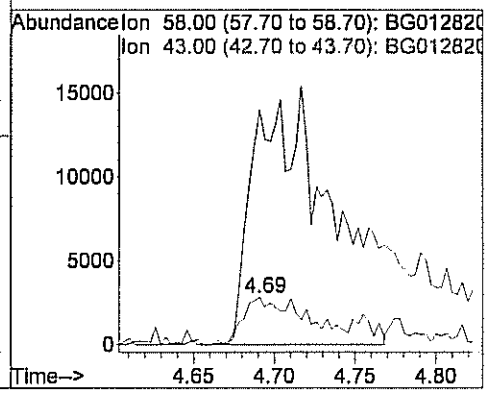

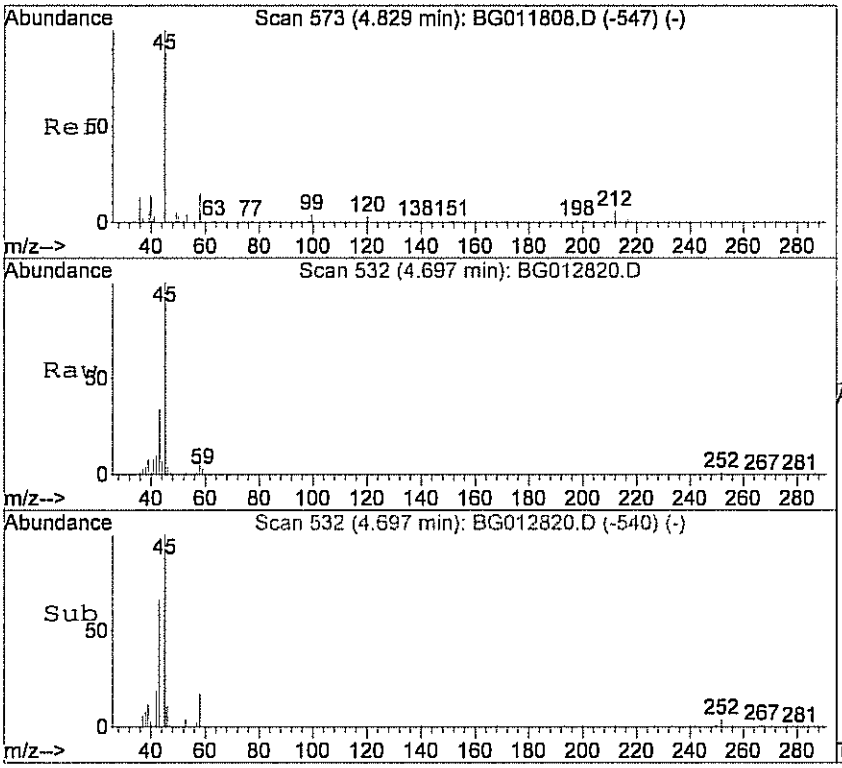

#13
Isopropyl alcohol
Concen: 8.83 ppb m
RT: 4.70 min Scan# 532
Delta R.T. -0.18 min
Lab File: BG012820.D
Acq: 28 Jan 2011 11:27 pm

Tgt Ion: 45 Resp: 181761

Ion	Ratio	Lower	Upper
45	100		
43	0.0	6.2	46.2#

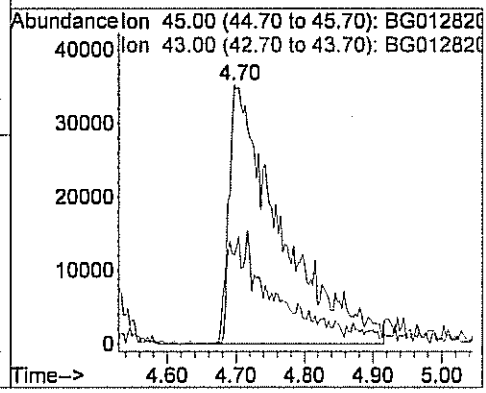

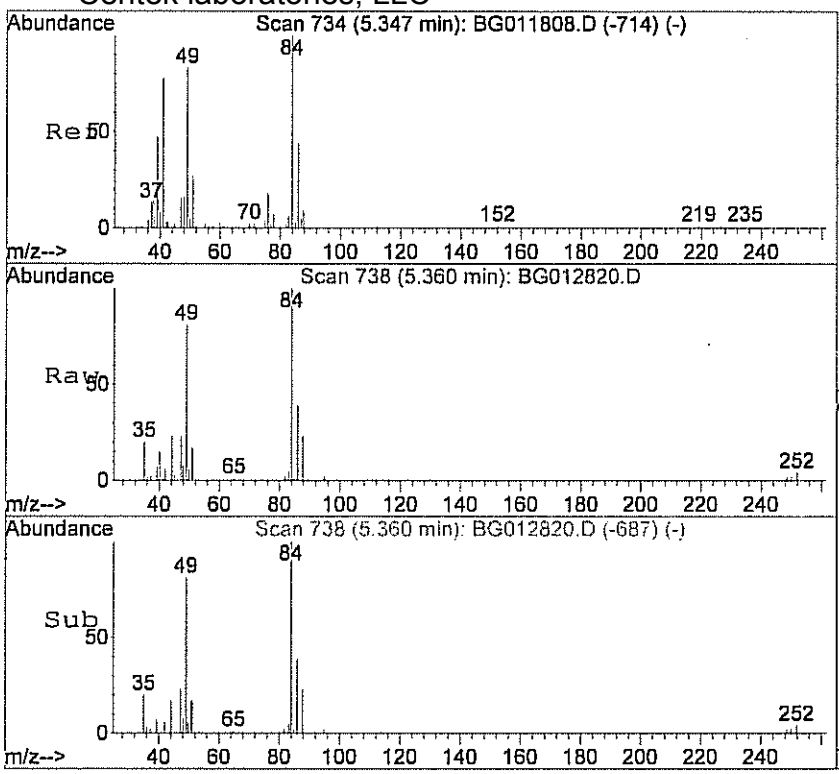

#16
Methylene chloride
Concen: 0.52 ppb
RT: 5.36 min Scan# 738
Delta R.T. 0.01 min
Lab File: BG012820.D
Acq: 28 Jan 2011 11:27 pm

Tgt Ion: 84 Resp: 13437

Ion	Ratio	Lower	Upper
84	100		
49	108.9	82.7	122.7
86	65.1	35.7	75.7

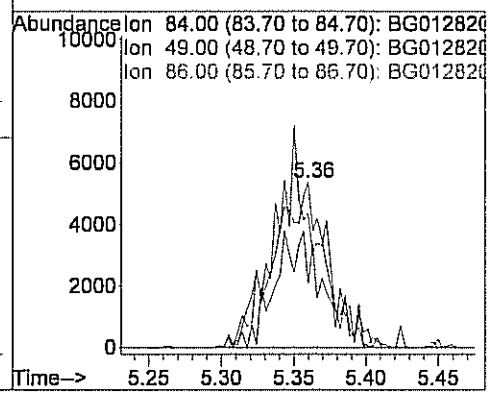

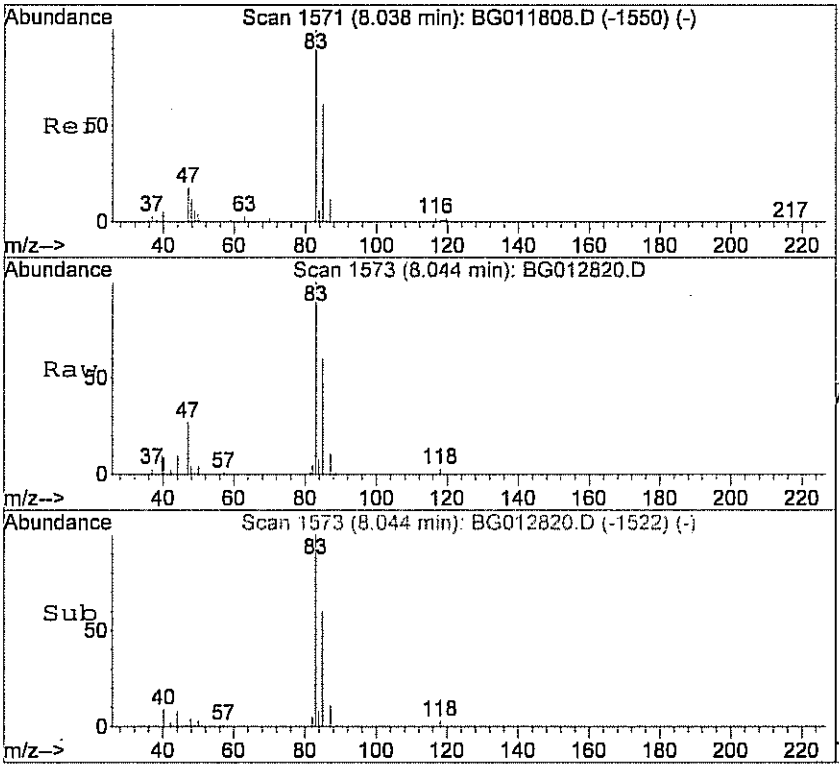

#27
Chloroform
Concen: 0.18 ppb
RT: 8.04 min Scan# 1573
Delta R.T. 0.01 min
Lab File: BG012820.D
Acq: 28 Jan 2011 11:27 pm

Tgt Ion: 83 Resp: 10266

Ion	Ratio	Lower	Upper
83	100		
85	66.7	50.2	90.2

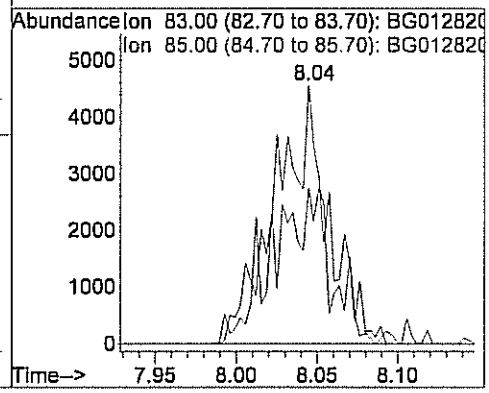

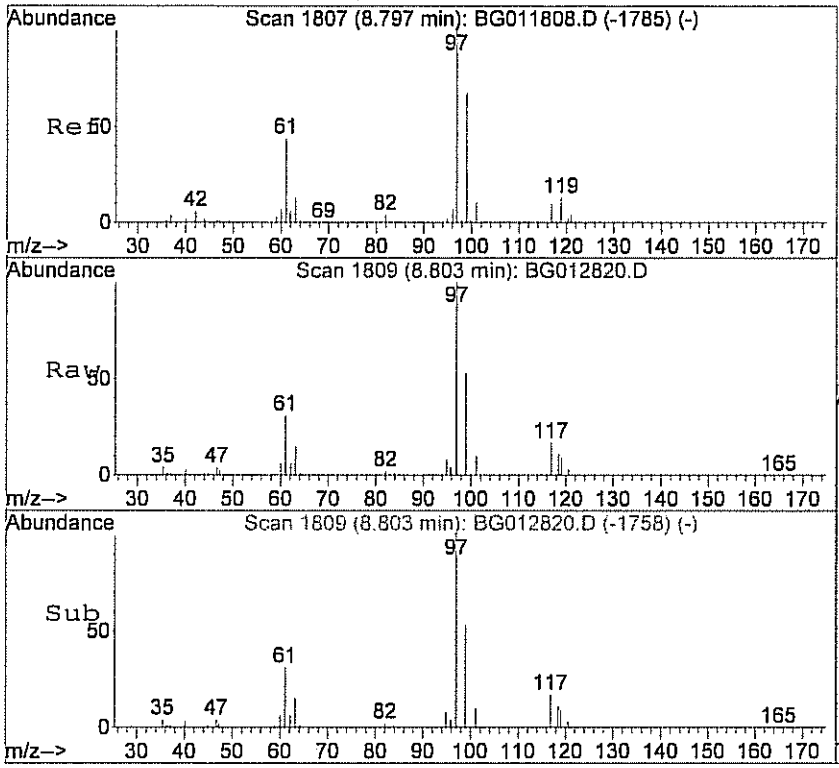

#31
1,1,1-trichloroethane
Concen: 0.46 ppb
RT: 8.80 min Scan# 1809
Delta R.T. 0.01 min
Lab File: BG012820.D
Acq: 28 Jan 2011 11:27 pm

Tgt Ion: 97 Resp: 33666

Ion	Ratio	Lower	Upper
97	100		
99	63.9	36.9	76.9

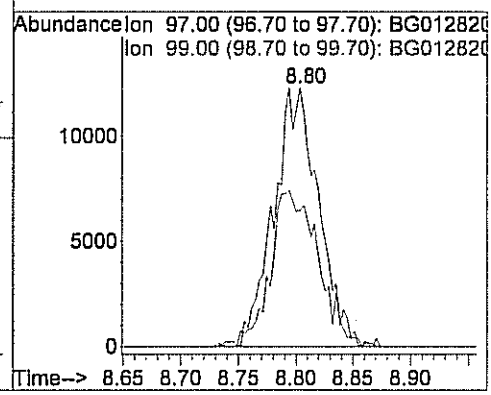

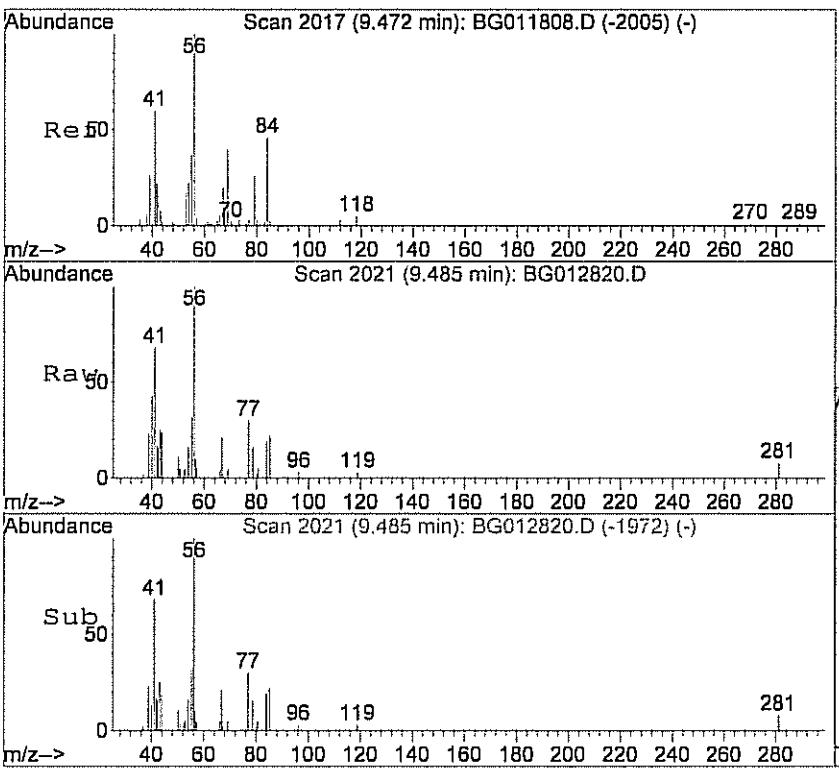

#32
Cyclohexane
Concen: 0.20 ppb
RT: 9.48 min Scan# 2021
Delta R.T. 0.01 min
Lab File: BG012820.D
Acq: 28 Jan 2011 11:27 pm

Tgt Ion: 56 Resp: 4335

Ion	Ratio	Lower	Upper
56	100		
41	112.2	40.6	80.6#
84	76.1	31.3	71.3#

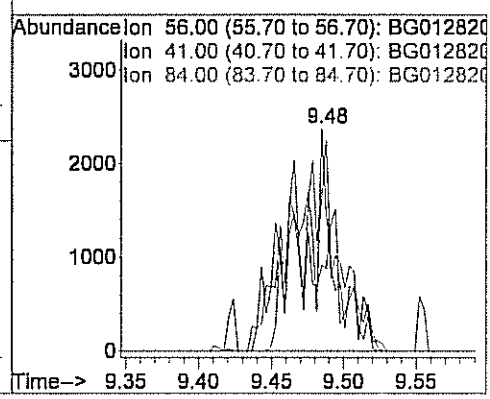

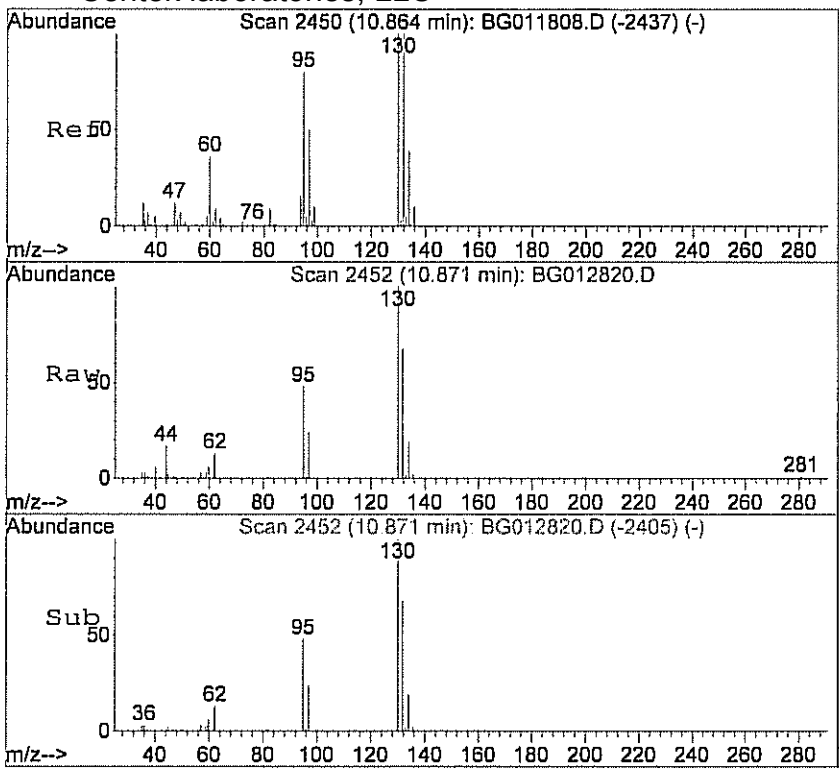

#38
Trichloroethene
Concen: 0.13 ppb m
RT: 10.87 min Scan# 2452
Delta R.T. -0.00 min
Lab File: BG012820.D
Acq: 28 Jan 2011 11:27 pm

Tgt Ion:130 Resp: 4971

Ion	Ratio	Lower	Upper
130	100		
132	91.5	63.9	103.9
95	110.4	53.8	93.8#

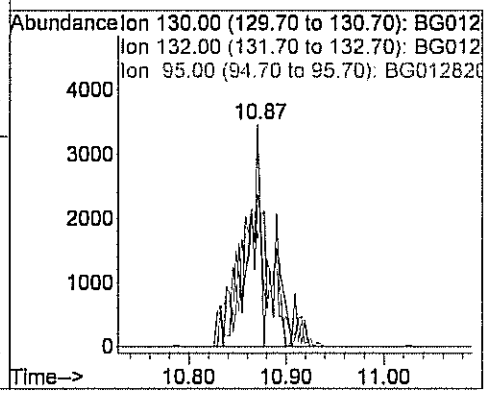

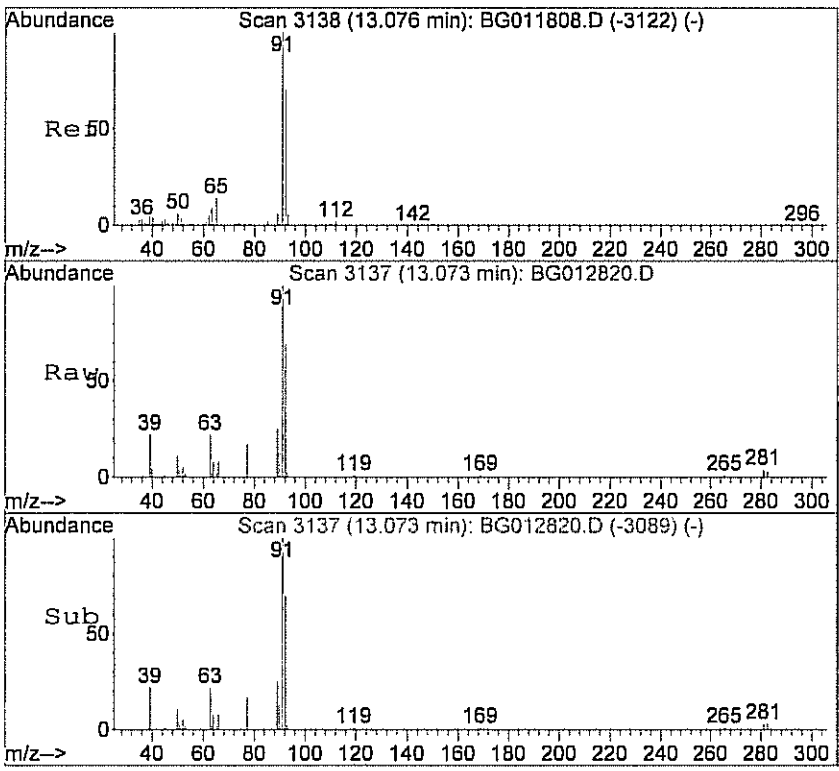

#45
Toluene
Concen: 0.19 ppb
RT: 13.07 min Scan# 3137
Delta R.T. 0.00 min
Lab File: BG012820.D
Acq: 28 Jan 2011 11:27 pm

Tgt Ion: 92 Resp: 6022

Ion	Ratio	Lower	Upper
92	100		
91	147.6	121.5	161.5

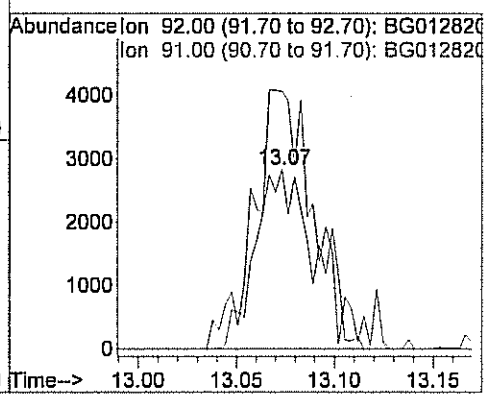

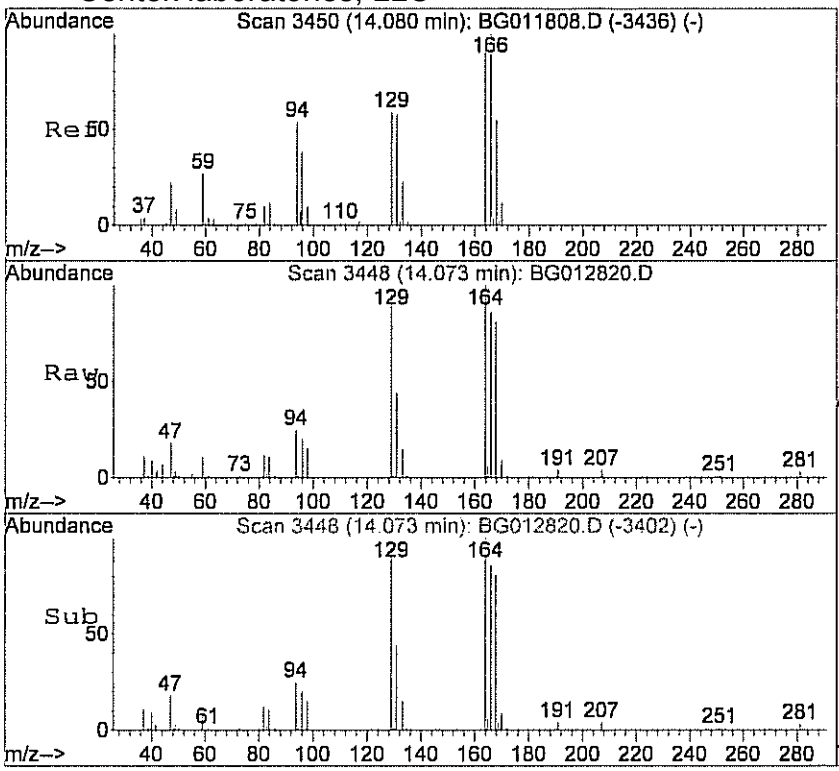

#50
Tetrachloroethylene
Concen: 0.38 ppb
RT: 14.07 min Scan# 3448
Delta R.T. -0.00 min
Lab File: BG012820.D
Acq: 28 Jan 2011 11:27 pm

Tgt Ion:164 Resp: 14023

Ion	Ratio	Lower	Upper
164	100		
166	120.5	110.1	150.1

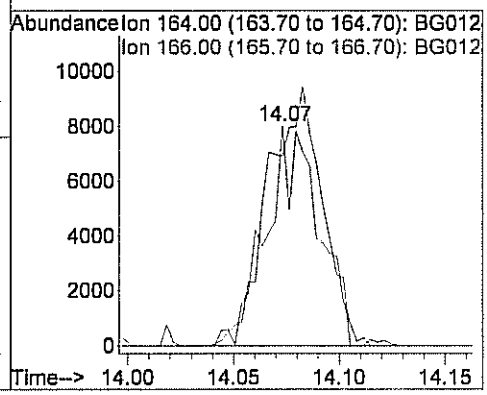

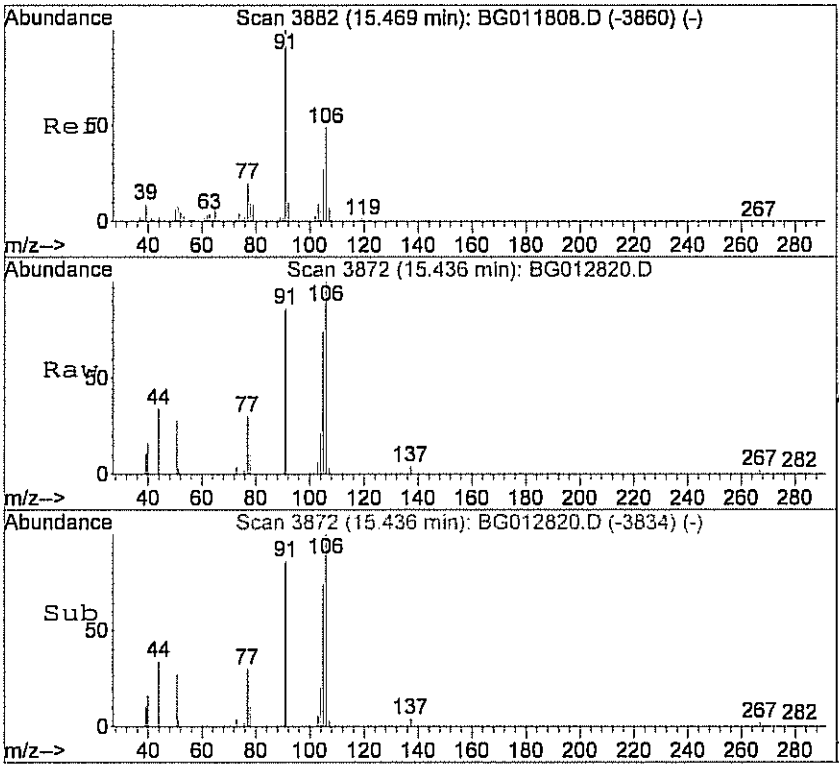

#53
m&p-xylene
Concen: 0.16 ppb
RT: 15.44 min Scan# 3872
Delta R.T. -0.03 min
Lab File: BG012820.D
Acq: 28 Jan 2011 11:27 pm

Tgt Ion: 91 Resp: 7640

Ion	Ratio	Lower	Upper
91	100		
106	63.9	34.5	74.5

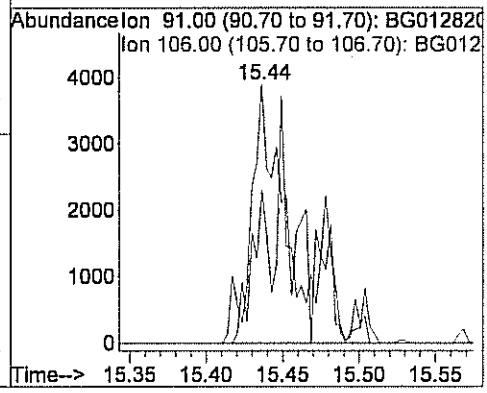

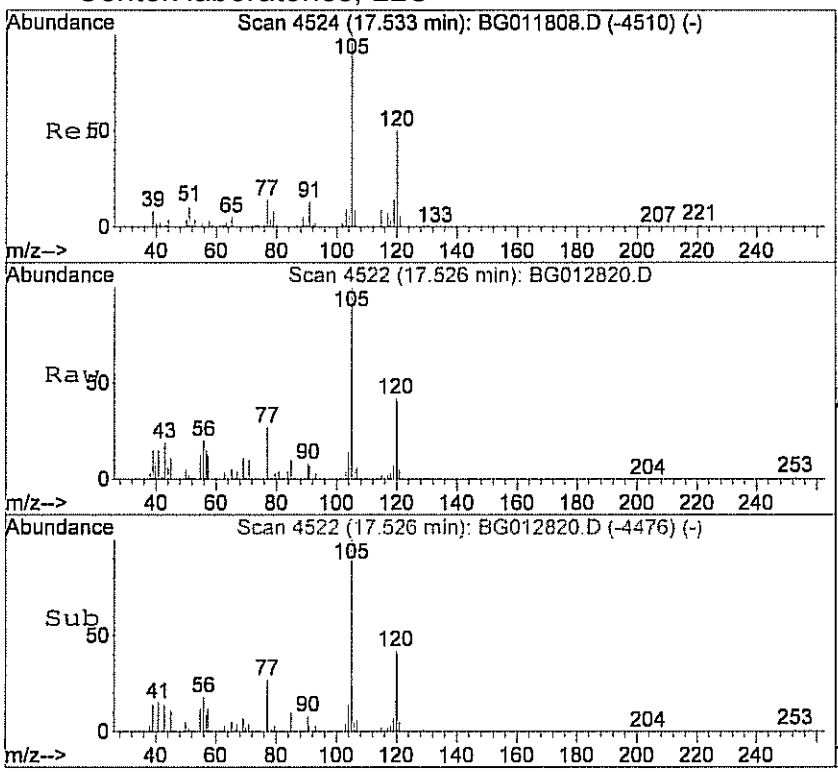

#61
1,2,4-trimethylbenzene
Concen: 0.24 ppb
RT: 17.53 min Scan# 4522
Delta R.T. -0.00 min
Lab File: BG012820.D
Acq: 28 Jan 2011 11:27 pm

Tgt Ion:105 Resp: 7125

Ion	Ratio	Lower	Upper
105	100		
120	54.1	52.0	92.0

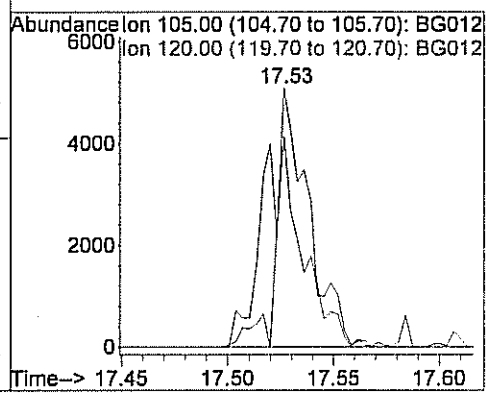

Quantitation Report (QT Reviewed)

Data File : C:\MSDCHEM\1\DATA\BG012821.D Vial: 46
Acq On : 29 Jan 2011 12:00 am Operator: LL
Sample : C1101036-010A 40X Inst : MSD #2
Misc : 1ugm3 & 0.25TCE,CT,VNCL Sample Multiplr: 1.00
MS Integration Params: RTEINT.P
Quant Time: Feb 01 15:30:09 2011 Quant Results File: B118_1UG.RES

Quant Method : C:\MSDCHEM\1\METHODS\B118_1UG.M (RTE Integrator)
Title : TO-15 VOA Standards for 5 point calibration
Last Update : Wed Jan 26 14:01:48 2011
Response via : Initial Calibration
DataAcq Meth : B118_1UG

Internal Standards	R.T.	QIon	Response	Conc	Units	Dev(Min)
1) Bromochloromethane	7.87	128	16675	1.00	ppb	0.00
30) 1,4-difluorobenzene	10.18	114	30693	1.00	ppb	0.00
44) Chlorobenzene-d5	14.97	117	35649	1.00	ppb	0.00
System Monitoring Compounds						
57) Bromofluorobenzene	16.50	95	19900	1.04	ppb	-0.02
Spiked Amount 1.000	Range 70 - 130		Recovery = 104.00%			
Target Compounds						Qvalue
13) Isopropyl alcohol	4.84	45	36988m	1.82	ppb	
31) 1,1,1-trichloroethane	8.80	97	7835	0.15	ppb	88

(#) = qualifier out of range (m) = manual integration (+) = signals summed
BG012821.D B118_1UG.M Thu Feb 24 17:19:32 2011 Page 1

Quantitation Report (QT Reviewed)

Data File : C:\MSDCHEM\1\DATA\BG012821.D Vial: 46
Acq On : 29 Jan 2011 12:00 am Operator: LL
Sample : C1101036-010A 40X Inst : MSD #2
Misc : 1ugm3 & 0.25TCE,CT,VNCL Sample Multiplr: 1.00
MS Integration Params: RTEINT.P
Quant Time: Feb 1 15:32 2011 Quant Results File: B118_1UG.RES

Method : C:\MSDCHEM\1\METHODS\B118_1UG.M (RTE Integrator)
Title : TO-15 VOA Standards for 5 point calibration
Last Update : Tue Feb 01 16:05:43 2011
Response via : Initial Calibration

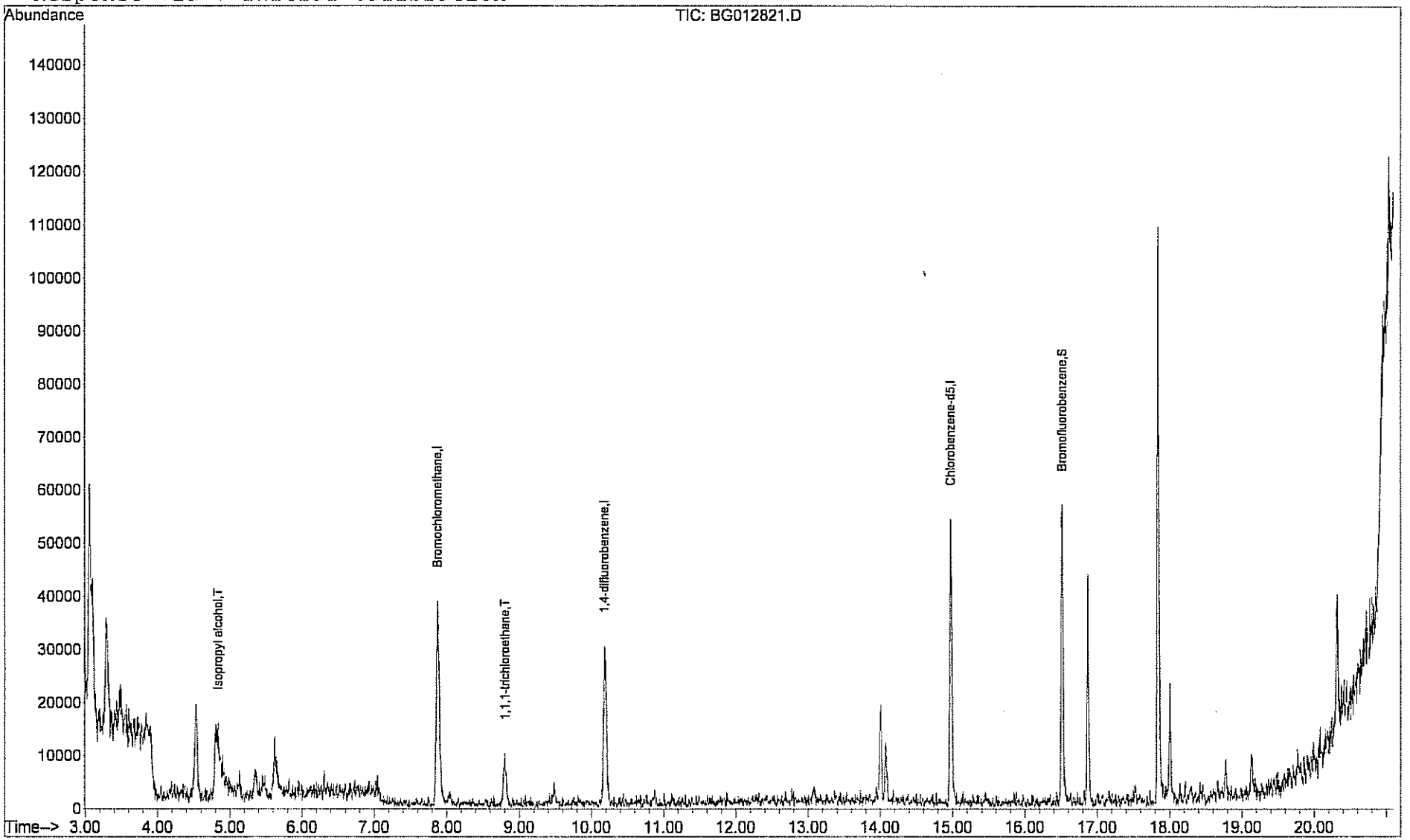

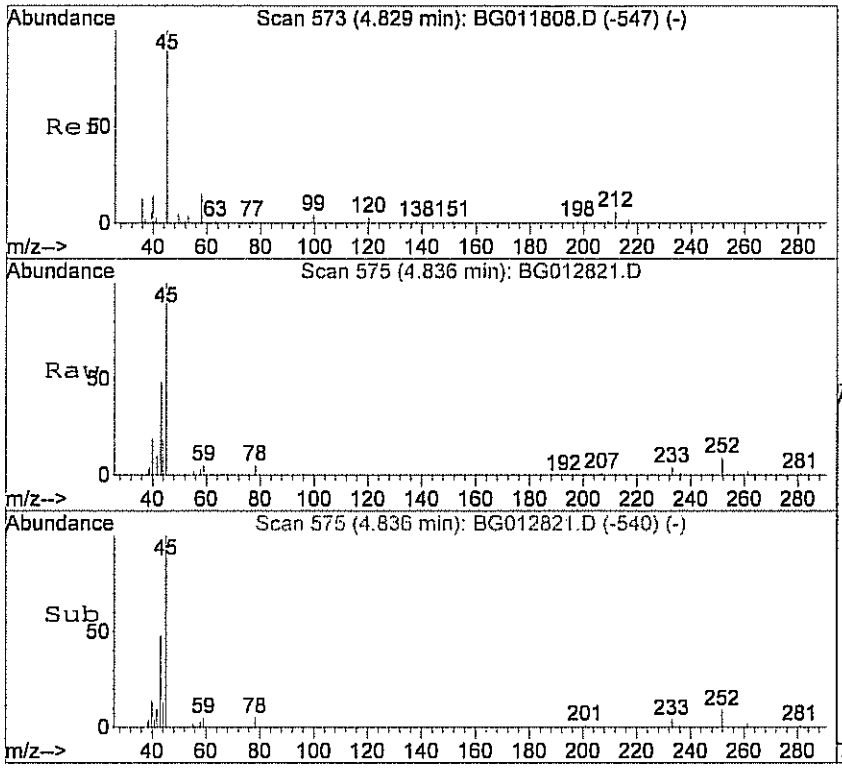

#13
Isopropyl alcohol
Concen: 1.82 ppb m
RT: 4.84 min Scan# 575
Delta R.T. -0.04 min
Lab File: BG012821.D
Acq: 29 Jan 2011 12:00 am

Tgt Ion: 45 Resp: 36988

Ion	Ratio	Lower	Upper
45	100		
43	0.0	6.2	46.2#

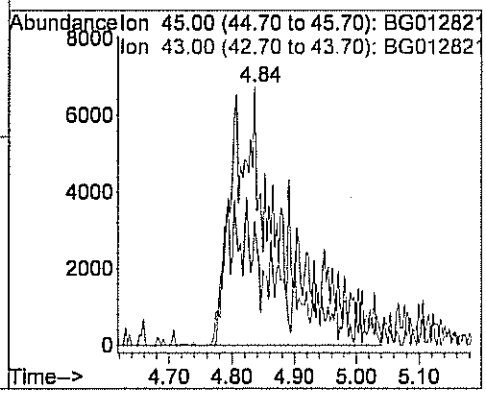

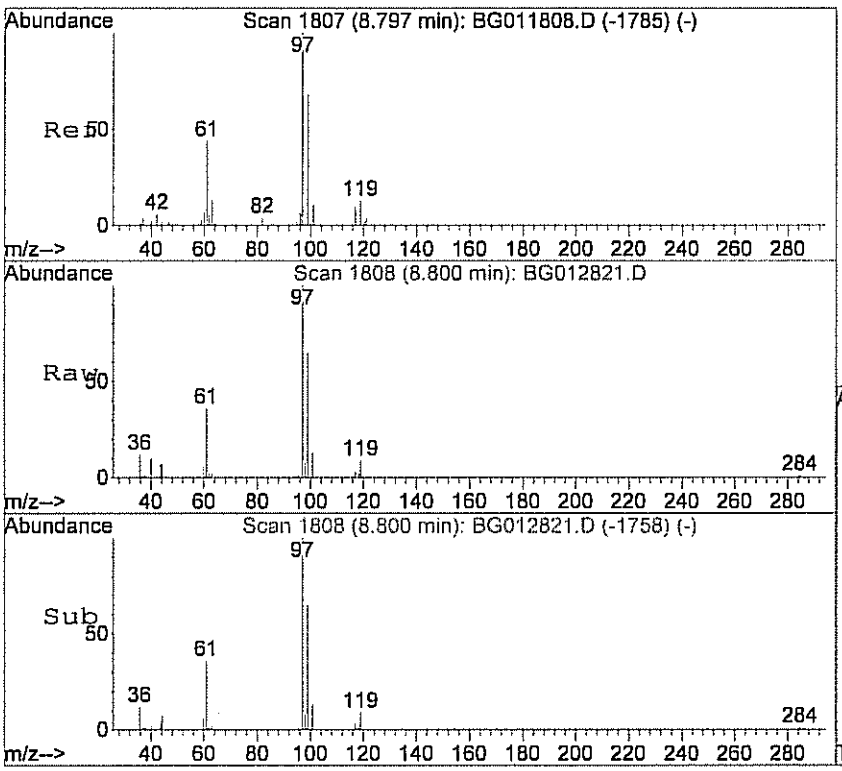

#31
1,1,1-trichloroethane
Concen: 0.15 ppb
RT: 8.80 min Scan# 1808
Delta R.T. 0.01 min
Lab File: BG012821.D
Acq: 29 Jan 2011 12:00 am

Tgt Ion: 97 Resp: 7835

Ion	Ratio	Lower	Upper
97	100		
99	65.7	36.9	76.9

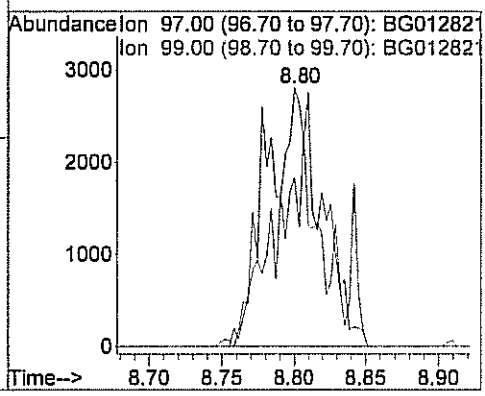

Centek Laboratories, LLC

Date: *24-Feb-11*

CLIENT:	Arcadis	**Client Sample ID:**	IA-VMP 5A
Lab Order:	C1101036	**Tag Number:**	363,386
Project:	Lockheed Martin NJ001014.0001	**Collection Date:**	1/25/2011
Lab ID:	C1101036-011A	**Matrix:**	

Analyses	Result	**Limit	Qual	Units	DF	Date Analyzed
FIELD PARAMETERS		FLD				Analyst:
Lab Vacuum In	-16			"Hg		1/26/2011
Lab Vacuum Out	-30			"Hg		1/26/2011
1UG/M3 W/ 0.25UG/M3 CT-TCE-VC		TO-15				Analyst: LL
1,1,1-Trichloroethane	< 0.15	0.15		ppbV	1	1/26/2011
1,1,2,2-Tetrachloroethane	< 0.15	0.15		ppbV	1	1/26/2011
1,1,2-Trichloroethane	< 0.15	0.15		ppbV	1	1/26/2011
1,1-Dichloroethane	< 0.15	0.15		ppbV	1	1/26/2011
1,1-Dichloroethene	< 0.15	0.15		ppbV	1	1/26/2011
1,2,4-Trichlorobenzene	< 0.15	0.15		ppbV	1	1/26/2011
1,2,4-Trimethylbenzene	0.44	0.15		ppbV	1	1/26/2011
1,2-Dibromoethane	< 0.15	0.15		ppbV	1	1/26/2011
1,2-Dichlorobenzene	< 0.15	0.15		ppbV	1	1/26/2011
1,2-Dichloroethane	< 0.15	0.15		ppbV	1	1/26/2011
1,2-Dichloropropane	< 0.15	0.15		ppbV	1	1/26/2011
1,3,5-Trimethylbenzene	0.14	0.15	J	ppbV	1	1/26/2011
1,3-butadiene	< 0.15	0.15		ppbV	1	1/26/2011
1,3-Dichlorobenzene	< 0.15	0.15		ppbV	1	1/26/2011
1,4-Dichlorobenzene	5.6	1.5		ppbV	10	1/27/2011 4:34:00 AM
1,4-Dioxane	< 0.30	0.30		ppbV	1	1/26/2011
2,2,4-trimethylpentane	< 0.15	0.15		ppbV	1	1/26/2011
4-ethyltoluene	< 0.15	0.15		ppbV	1	1/26/2011
Acetone	23	12		ppbV	40	1/28/2011 10:13:00 AM
Allyl chloride	< 0.15	0.15		ppbV	1	1/26/2011
Benzene	0.37	0.15		ppbV	1	1/26/2011
Benzyl chloride	< 0.15	0.15		ppbV	1	1/26/2011
Bromodichloromethane	< 0.15	0.15		ppbV	1	1/26/2011
Bromoform	< 0.15	0.15		ppbV	1	1/26/2011
Bromomethane	< 0.15	0.15		ppbV	1	1/26/2011
Carbon disulfide	< 0.15	0.15		ppbV	1	1/26/2011
Carbon tetrachloride	0.050	0.040		ppbV	1	1/26/2011
Chlorobenzene	< 0.15	0.15		ppbV	1	1/26/2011
Chloroethane	< 0.15	0.15		ppbV	1	1/26/2011
Chloroform	< 0.15	0.15		ppbV	1	1/26/2011
Chloromethane	0.36	0.15		ppbV	1	1/26/2011
cis-1,2-Dichloroethene	< 0.15	0.15		ppbV	1	1/26/2011
cis-1,3-Dichloropropene	< 0.15	0.15		ppbV	1	1/26/2011
Cyclohexane	0.75	0.15		ppbV	1	1/26/2011
Dibromochloromethane	< 0.15	0.15		ppbV	1	1/26/2011
Ethyl acetate	6.8	2.5		ppbV	10	1/27/2011 4:34:00 AM

Qualifiers:

**	Reporting Limit	.	Results reported are not blank corrected
B	Analyte detected in the associated Method Blank	E	Value above quantitation range
H	Holding times for preparation or analysis exceeded	J	Analyte detected at or below quantitation limits
JN	Non-routine analyte. Quantitation estimated.	ND	Not Detected at the Reporting Limit
S	Spike Recovery outside accepted recovery limits		

Centek Laboratories, LLC

Date: *24-Feb-11*

CLIENT:	Arcadis	**Client Sample ID:**	IA-VMP 5A
Lab Order:	C1101036	**Tag Number:**	363,386
Project:	Lockheed Martin NJ001014.0001	**Collection Date:**	1/25/2011
Lab ID:	C1101036-011A	**Matrix:**	

Analyses	Result	**Limit	Qual	Units	DF	Date Analyzed
1UG/M3 W/ 0.25UG/M3 CT-TCE-VC		**TO-15**				Analyst: LL
Ethylbenzene	0.19	0.15		ppbV	1	1/26/2011
Freon 11	0.18	0.15		ppbV	1	1/26/2011
Freon 113	< 0.15	0.15		ppbV	1	1/26/2011
Freon 114	< 0.15	0.15		ppbV	1	1/26/2011
Freon 12	0.34	0.15		ppbV	1	1/26/2011
Heptane	1.2	0.15		ppbV	1	1/26/2011
Hexachloro-1,3-butadiene	< 0.15	0.15		ppbV	1	1/26/2011
Hexane	0.47	0.15		ppbV	1	1/26/2011
Isopropyl alcohol	220	48		ppbV	320	1/28/2011 10:46:00 AM
m&p-Xylene	0.51	0.30		ppbV	1	1/26/2011
Methyl Butyl Ketone	< 0.30	0.30		ppbV	1	1/26/2011
Methyl Ethyl Ketone	1.2	0.30		ppbV	1	1/26/2011
Methyl Isobutyl Ketone	< 0.30	0.30		ppbV	1	1/26/2011
Methyl tert-butyl ether	< 0.15	0.15		ppbV	1	1/26/2011
Methylene chloride	35	6.0		ppbV	40	1/28/2011 10:13:00 AM
o-Xylene	0.14	0.15	J	ppbV	1	1/26/2011
Propylene	< 0.15	0.15		ppbV	1	1/26/2011
Styrene	< 0.15	0.15		ppbV	1	1/26/2011
Tetrachloroethylene	< 0.15	0.15		ppbV	1	1/26/2011
Tetrahydrofuran	0.57	0.15		ppbV	1	1/26/2011
Toluene	8.1	1.5		ppbV	10	1/27/2011 4:34:00 AM
trans-1,2-Dichloroethene	< 0.15	0.15		ppbV	1	1/26/2011
trans-1,3-Dichloropropene	< 0.15	0.15		ppbV	1	1/26/2011
Trichloroethene	0.14	0.040		ppbV	1	1/26/2011
Vinyl acetate	< 0.15	0.15		ppbV	1	1/26/2011
Vinyl Bromide	< 0.15	0.15		ppbV	1	1/26/2011
Vinyl chloride	< 0.040	0.040		ppbV	1	1/26/2011
Surr: Bromofluorobenzene	102	70-130		%REC	1	1/26/2011

Qualifiers:

**	Reporting Limit	.	Results reported are not blank corrected
B	Analyte detected in the associated Method Blank	E	Value above quantitation range
H	Holding times for preparation or analysis exceeded	J	Analyte detected at or below quantitation limits
JN	Non-routine analyte. Quantitation estimated.	ND	Not Detected at the Reporting Limit
S	Spike Recovery outside accepted recovery limits		

Centek Laboratories, LLC

Date: *24-Feb-11*

CLIENT:	Arcadis	**Client Sample ID:**	IA-VMP 5A
Lab Order:	C1101036	**Tag Number:**	363,386
Project:	Lockheed Martin NJ001014.0001	**Collection Date:**	1/25/2011
Lab ID:	C1101036-011A	**Matrix:**	

Analyses	Result	**Limit	Qual	Units	DF	Date Analyzed
1UG/M3 W/ 0.25UG/M3 CT-TCE-VC		TO-15				Analyst: LL
1,1,1-Trichloroethane	< 0.83	0.83		ug/m3	1	1/26/2011
1,1,2,2-Tetrachloroethane	< 1.0	1.0		ug/m3	1	1/26/2011
1,1,2-Trichloroethane	< 0.83	0.83		ug/m3	1	1/26/2011
1,1-Dichloroethane	< 0.62	0.62		ug/m3	1	1/26/2011
1,1-Dichloroethene	< 0.60	0.60		ug/m3	1	1/26/2011
1,2,4-Trichlorobenzene	< 1.1	1.1		ug/m3	1	1/26/2011
1,2,4-Trimethylbenzene	2.2	0.75		ug/m3	1	1/26/2011
1,2-Dibromoethane	< 1.2	1.2		ug/m3	1	1/26/2011
1,2-Dichlorobenzene	< 0.92	0.92		ug/m3	1	1/26/2011
1,2-Dichloroethane	< 0.62	0.62		ug/m3	1	1/26/2011
1,2-Dichloropropane	< 0.70	0.70		ug/m3	1	1/26/2011
1,3,5-Trimethylbenzene	0.70	0.75	J	ug/m3	1	1/26/2011
1,3-butadiene	< 0.34	0.34		ug/m3	1	1/26/2011
1,3-Dichlorobenzene	< 0.92	0.92		ug/m3	1	1/26/2011
1,4-Dichlorobenzene	34	9.2		ug/m3	10	1/27/2011 4:34:00 AM
1,4-Dioxane	< 1.1	1.1		ug/m3	1	1/26/2011
2,2,4-trimethylpentane	< 0.71	0.71		ug/m3	1	1/26/2011
4-ethyltoluene	< 0.75	0.75		ug/m3	1	1/26/2011
Acetone	56	29		ug/m3	40	1/28/2011 10:13:00 AM
Allyl chloride	< 0.48	0.48		ug/m3	1	1/26/2011
Benzene	1.2	0.49		ug/m3	1	1/26/2011
Benzyl chloride	< 0.88	0.88		ug/m3	1	1/26/2011
Bromodichloromethane	< 1.0	1.0		ug/m3	1	1/26/2011
Bromoform	< 1.6	1.6		ug/m3	1	1/26/2011
Bromomethane	< 0.59	0.59		ug/m3	1	1/26/2011
Carbon disulfide	< 0.47	0.47		ug/m3	1	1/26/2011
Carbon tetrachloride	0.32	0.26		ug/m3	1	1/26/2011
Chlorobenzene	< 0.70	0.70		ug/m3	1	1/26/2011
Chloroethane	< 0.40	0.40		ug/m3	1	1/26/2011
Chloroform	< 0.74	0.74		ug/m3	1	1/26/2011
Chloromethane	0.76	0.31		ug/m3	1	1/26/2011
cis-1,2-Dichloroethene	< 0.60	0.60		ug/m3	1	1/26/2011
cis-1,3-Dichloropropene	< 0.69	0.69		ug/m3	1	1/26/2011
Cyclohexane	2.6	0.52		ug/m3	1	1/26/2011
Dibromochloromethane	< 1.3	1.3		ug/m3	1	1/26/2011
Ethyl acetate	25	9.2		ug/m3	10	1/27/2011 4:34:00 AM
Ethylbenzene	0.84	0.66		ug/m3	1	1/26/2011
Freon 11	1.0	0.86		ug/m3	1	1/26/2011
Freon 113	< 1.2	1.2		ug/m3	1	1/26/2011
Freon 114	< 1.1	1.1		ug/m3	1	1/26/2011

Qualifiers:

**	Reporting Limit	.	Results reported are not blank corrected
B	Analyte detected in the associated Method Blank	E	Value above quantitation range
H	Holding times for preparation or analysis exceeded	J	Analyte detected at or below quantitation limits
JN	Non-routine analyte. Quantitation estimated.	ND	Not Detected at the Reporting Limit
S	Spike Recovery outside accepted recovery limits		

Centek Laboratories, LLC

Date: *24-Feb-11*

CLIENT:	Arcadis	**Client Sample ID:**	IA-VMP 5A
Lab Order:	C1101036	**Tag Number:**	363,386
Project:	Lockheed Martin NJ001014.0001	**Collection Date:**	1/25/2011
Lab ID:	C1101036-011A	**Matrix:**	

Analyses	Result	**Limit	Qual	Units	DF	Date Analyzed
1UG/M3 W/ 0.25UG/M3 CT-TCE-VC		TO-15				Analyst: LL
Freon 12	1.7	0.75		ug/m3	1	1/26/2011
Heptane	5.0	0.62		ug/m3	1	1/26/2011
Hexachloro-1,3-butadiene	< 1.6	1.6		ug/m3	1	1/26/2011
Hexane	1.7	0.54		ug/m3	1	1/26/2011
Isopropyl alcohol	540	120		ug/m3	320	1/28/2011 10:46:00 AM
m&p-Xylene	2.3	1.3		ug/m3	1	1/26/2011
Methyl Butyl Ketone	< 1.2	1.2		ug/m3	1	1/26/2011
Methyl Ethyl Ketone	3.7	0.90		ug/m3	1	1/26/2011
Methyl Isobutyl Ketone	< 1.2	1.2		ug/m3	1	1/26/2011
Methyl tert-butyl ether	< 0.55	0.55		ug/m3	1	1/26/2011
Methylene chloride	120	21		ug/m3	40	1/28/2011 10:13:00 AM
o-Xylene	0.62	0.66	J	ug/m3	1	1/26/2011
Propylene	< 0.26	0.26		ug/m3	1	1/26/2011
Styrene	< 0.65	0.65		ug/m3	1	1/26/2011
Tetrachloroethylene	< 1.0	1.0		ug/m3	1	1/26/2011
Tetrahydrofuran	1.7	0.45		ug/m3	1	1/26/2011
Toluene	31	5.7		ug/m3	10	1/27/2011 4:34:00 AM
trans-1,2-Dichloroethene	< 0.60	0.60		ug/m3	1	1/26/2011
trans-1,3-Dichloropropene	< 0.69	0.69		ug/m3	1	1/26/2011
Trichloroethene	0.76	0.22		ug/m3	1	1/26/2011
Vinyl acetate	< 0.54	0.54		ug/m3	1	1/26/2011
Vinyl Bromide	< 0.67	0.67		ug/m3	1	1/26/2011
Vinyl chloride	< 0.10	0.10		ug/m3	1	1/26/2011

Qualifiers:	**	Reporting Limit	.	Results reported are not blank corrected
	B	Analyte detected in the associated Method Blank	E	Value above quantitation range
	H	Holding times for preparation or analysis exceeded	J	Analyte detected at or below quantitation limits
	JN	Non-routine analyte. Quantitation estimated.	ND	Not Detected at the Reporting Limit
	S	Spike Recovery outside accepted recovery limits		

Quantitation Report (QT Reviewed)

Data File : C:\MSDCHEM\1\DATA\BG012629.D Vial: 23
Acq On : 27 Jan 2011 4:00 am Operator: LL
Sample : C1101036-011A Inst : MSD #2
Misc : 1ugm3 & 0.25TCE,CT,VNCL Sample Multiplr: 1.00
MS Integration Params: RTEINT.P
Quant Time: Jan 31 10:23:22 2011 Quant Results File: B118_1UG.RES

Quant Method : C:\MSDCHEM\1\METHODS\B118_1UG.M (RTE Integrator)
Title : TO-15 VOA Standards for 5 point calibration
Last Update : Wed Jan 26 14:01:48 2011
Response via : Initial Calibration
DataAcq Meth : B118_1UG

Internal Standards	R.T.	QIon	Response	Conc	Units		Dev(Min)
1) Bromochloromethane	7.87	128	19408	1.00	ppb		0.00
30) 1,4-difluorobenzene	10.19	114	51173	1.00	ppb		0.00
44) Chlorobenzene-d5	14.98	117	40483	1.00	ppb		0.00
System Monitoring Compounds							
57) Bromofluorobenzene	16.51	95	22189	1.02	ppb		0.00
Spiked Amount 1.000	Range 70 - 130		Recovery = 102.00%				
Target Compounds							Qvalue
3) Freon 12	3.13	85	40076	0.34	ppb		99
4) Chloromethane	3.27	50	15307	0.36	ppb		70
11) Freon 11	4.33	101	20923	0.18	ppb		99
12) Acetone	4.55	58	248181m	19.07	ppb		
13) Isopropyl alcohol	4.67	45	10062203m	425.52	ppb		
16) Methylene chloride	5.35	84	1556564	52.22	ppb		83
23) Methyl Ethyl Ketone	7.36	43	24793	1.23	ppb		100
25) Hexane	7.06	41	16405	0.47	ppb		89
26) Ethyl acetate	7.79	43	120396	4.53	ppb		80
28) Tetrahydrofuran	8.57	42	4332m	0.57	ppb		
32) Cyclohexane	9.48	56	19491	0.75	ppb	#	46
33) Carbon tetrachloride	9.43	117	5893	0.05	ppb		94
34) Benzene	9.41	78	27506	0.37	ppb		96
37) Heptane	10.76	43	32319	1.19	ppb		96
38) Trichloroethene	10.88	130	6392m	0.14	ppb		
45) Toluene	13.07	92	376810	12.67	ppb		84
52) Ethylbenzene	15.28	91	8705	0.19	ppb		92
53) m&p-xylene	15.45	91	22159	0.51	ppb		87
56) o-xylene	15.89	91	6541	0.14	ppb		93
60) 1,3,5-trimethylbenzene	17.13	105	5932m	0.14	ppb		
61) 1,2,4-trimethylbenzene	17.53	105	12230	0.44	ppb		80
64) 1,4-dichlorobenzene	17.90	146	213749	6.49	ppb		89

(#) = qualifier out of range (m) = manual integration (+) = signals summed

Quantitation Report (QT Reviewed)

Data File : C:\MSDCHEM\1\DATA\BG012629.D Vial: 23
Acq On : 27 Jan 2011 4:00 am Operator: LL
Sample : C1101036-011A Inst : MSD #2
Misc : 1ugm3 & 0.25TCE,CT,VNCL Sample Multiplr: 1.00
MS Integration Params: RTEINT.P
Quant Time: Feb 1 15:57 2011 Quant Results File: B118_1UG.RES

Method : C:\MSDCHEM\1\METHODS\B118_1UG.M (RTE Integrator)
Title : TO-15 VOA Standards for 5 point calibration
Last Update : Tue Feb 01 16:05:43 2011
Response via : Initial Calibration

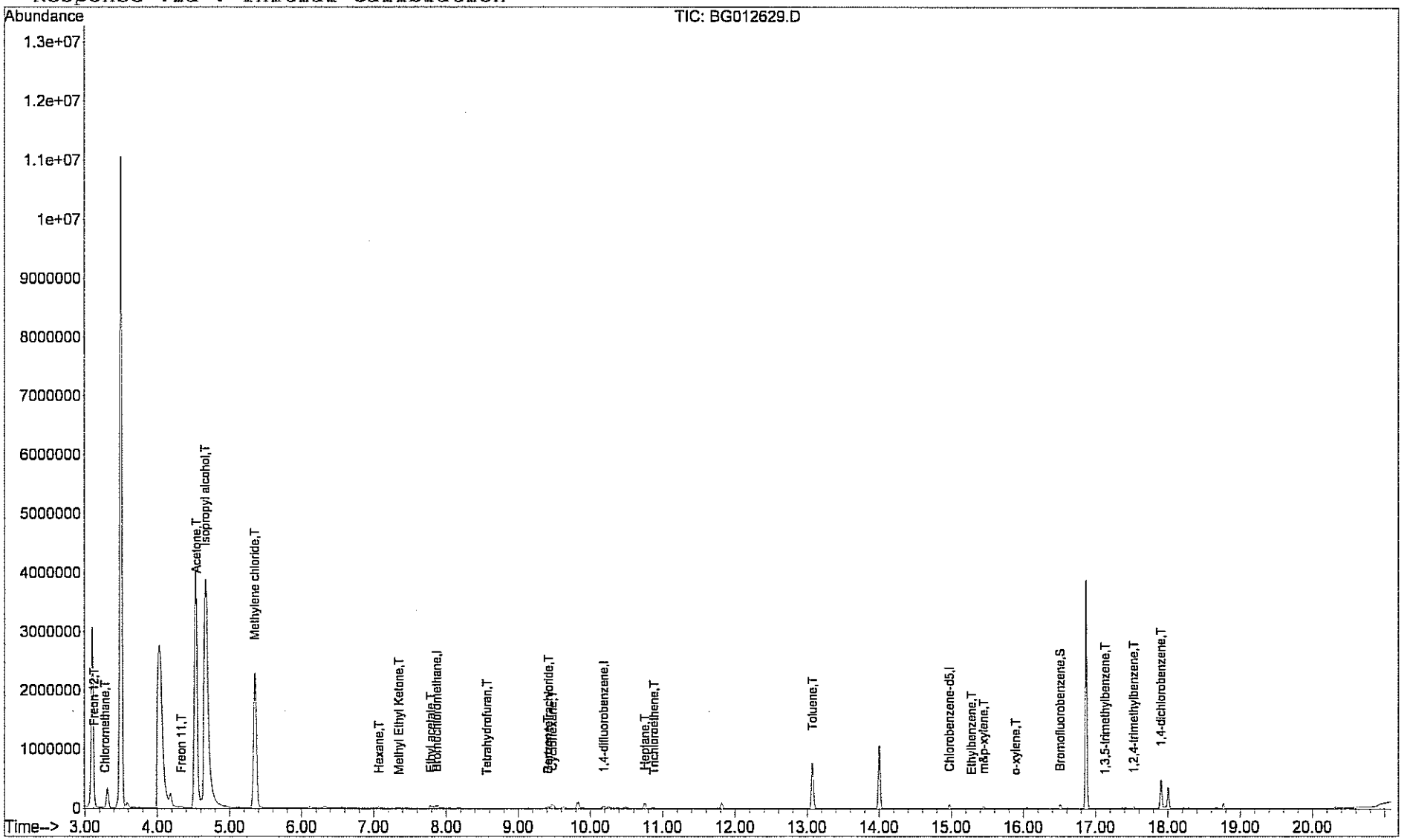

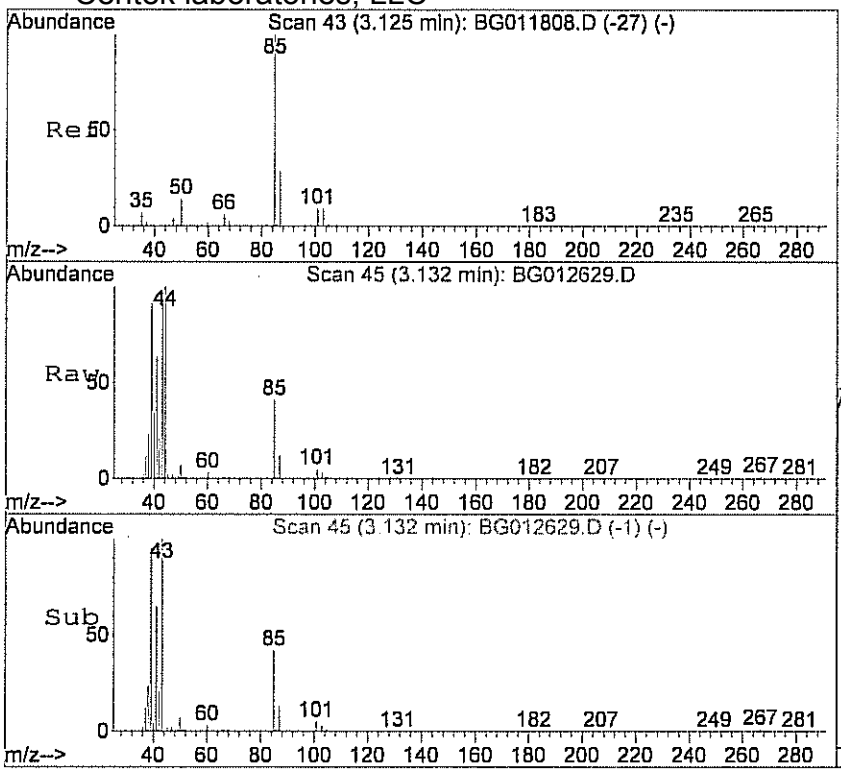

#3
Freon 12
Concen: 0.34 ppb
RT: 3.13 min Scan# 45
Delta R.T. 0.01 min
Lab File: BG012629.D
Acq: 27 Jan 2011 4:00 am

Tgt Ion: 85 Resp: 40076

Ion	Ratio	Lower	Upper
85	100		
87	33.7	14.1	54.1

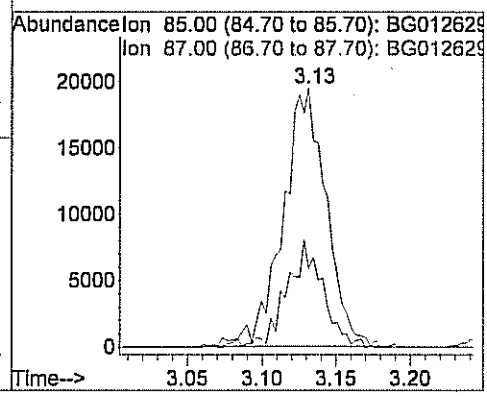

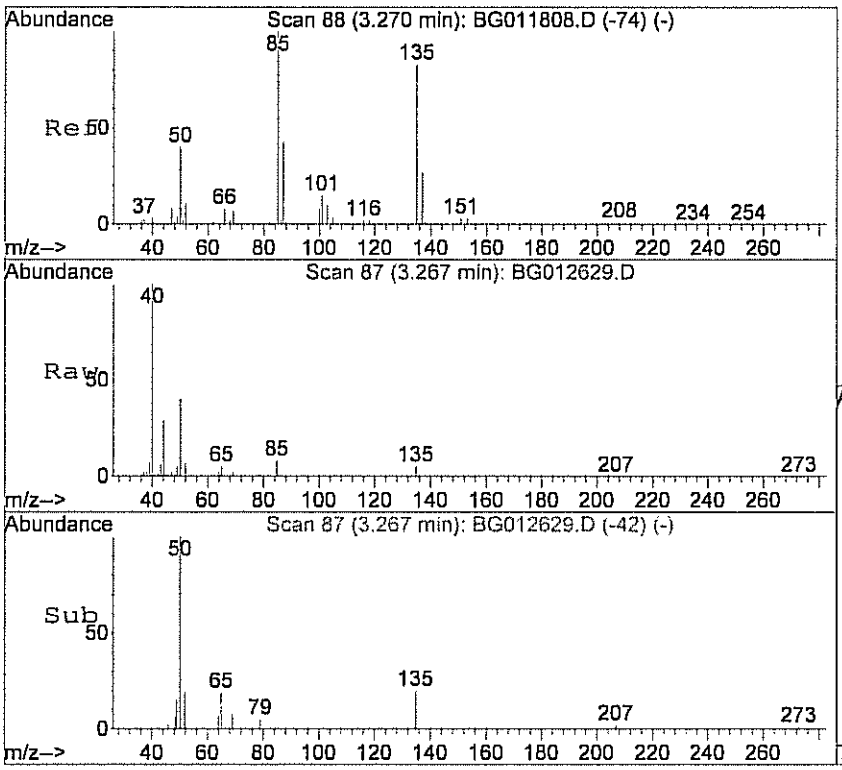

#4
Chloromethane
Concen: 0.36 ppb
RT: 3.27 min Scan# 87
Delta R.T. -0.01 min
Lab File: BG012629.D
Acq: 27 Jan 2011 4:00 am

Tgt Ion: 50 Resp: 15307

Ion	Ratio	Lower	Upper
50	100		
52	29.7	0.0	36.8

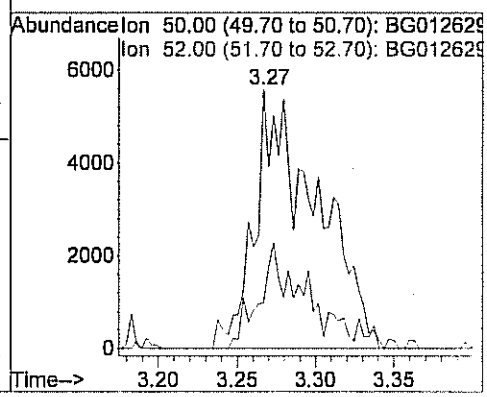



#11
Freon 11
Concen: 0.18 ppb
RT: 4.33 min Scan# 419
Delta R.T. 0.00 min
Lab File: BG012629.D
Acq: 27 Jan 2011 4:00 am

Tgt Ion:101 Resp: 20923

Ion	Ratio	Lower	Upper
101	100		
103	68.7	49.2	89.2
105	8.9	0.0	27.9

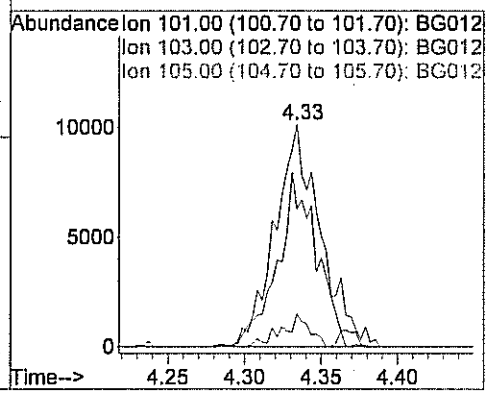

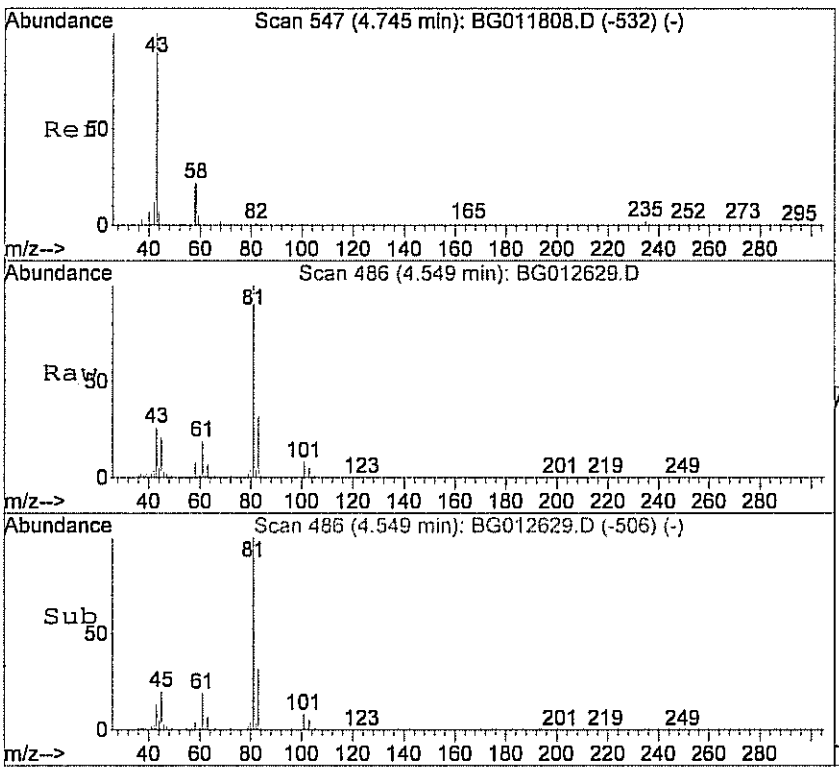

#12
Acetone
Concen: 19.07 ppb m
RT: 4.55 min Scan# 486
Delta R.T. -0.22 min
Lab File: BG012629.D
Acq: 27 Jan 2011 4:00 am

Tgt Ion: 58 Resp: 248181

Ion	Ratio	Lower	Upper
58	100		
43	0.0	148.4	208.4#

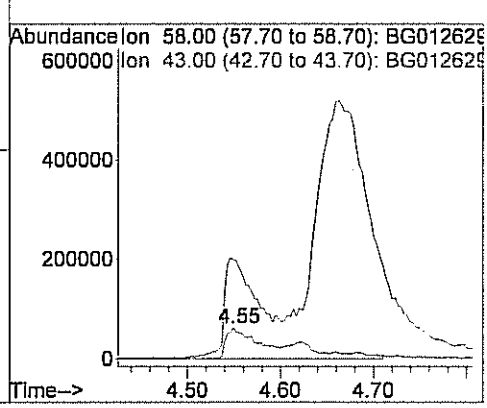

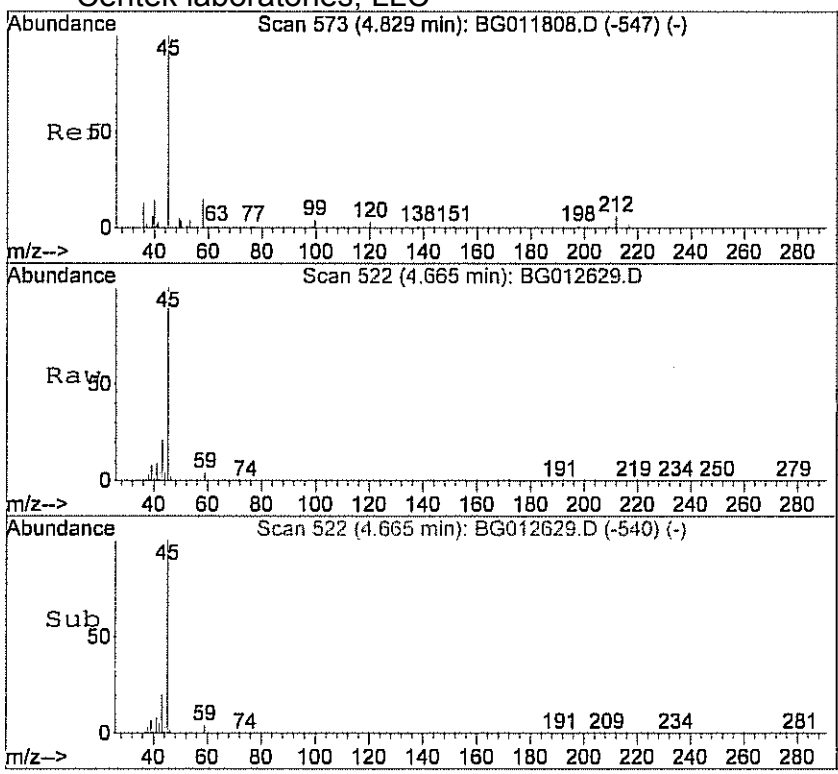

#13
Isopropyl alcohol
Concen: 425.52 ppb m
RT: 4.67 min Scan# 522
Delta R.T. -0.21 min
Lab File: BG012629.D
Acq: 27 Jan 2011 4:00 am

Tgt Ion: 45 Resp:10062203

Ion	Ratio	Lower	Upper
45	100		
43	0.0	6.2	46.2#

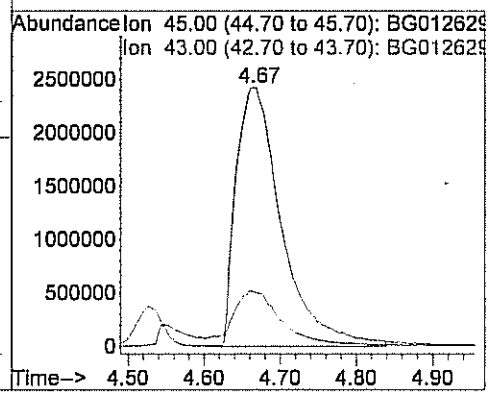

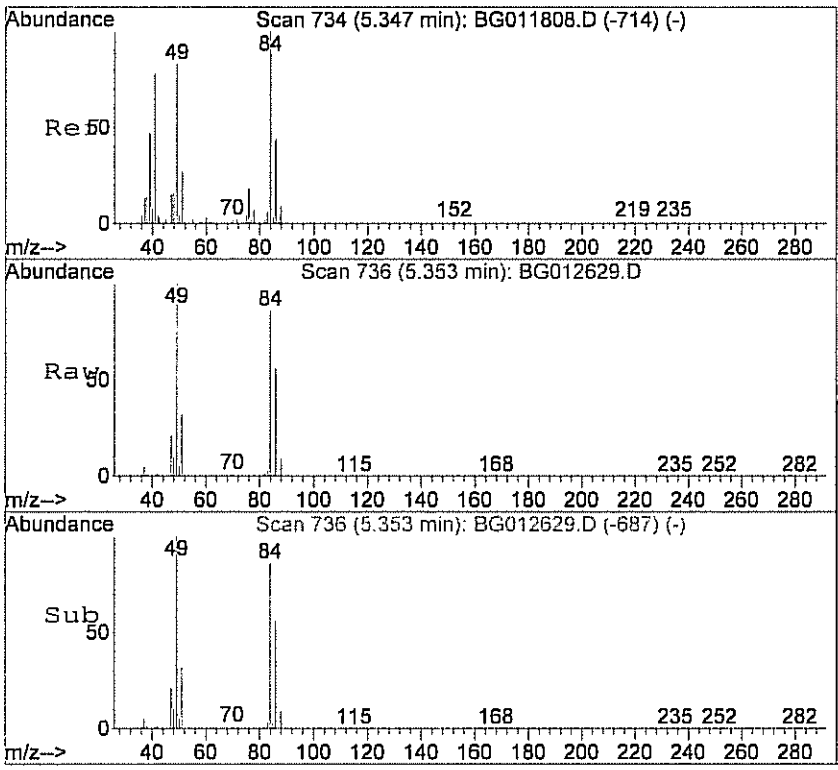

#16
Methylene chloride
Concen: 52.22 ppb
RT: 5.35 min Scan# 736
Delta R.T. 0.01 min
Lab File: BG012629.D
Acq: 27 Jan 2011 4:00 am

Tgt Ion: 84 Resp: 1556564

Ion	Ratio	Lower	Upper
84	100		
49	121.8	82.7	122.7
86	65.1	35.7	75.7

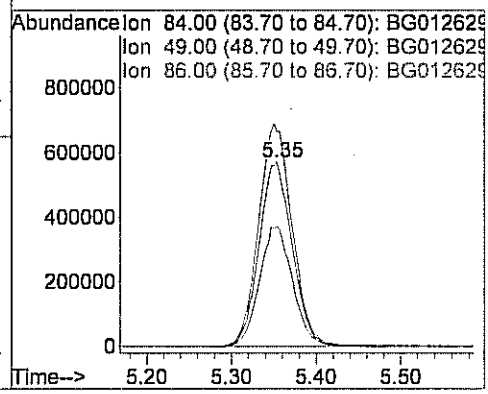

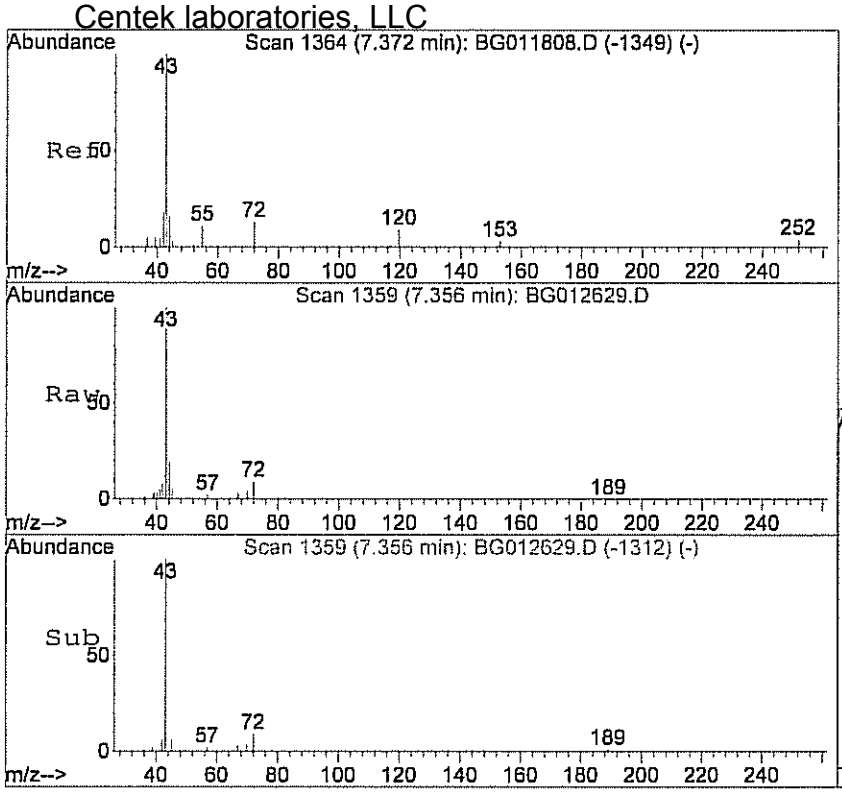

#23
Methyl Ethyl Ketone
Concen: 1.23 ppb
RT: 7.36 min Scan# 1359
Delta R.T. -0.00 min
Lab File: BG012629.D
Acq: 27 Jan 2011 4:00 am

Tgt Ion: 43 Resp: 24793

Ion	Ratio	Lower	Upper
43	100		
57	0.6	0.0	20.0
72	11.9	0.0	20.0

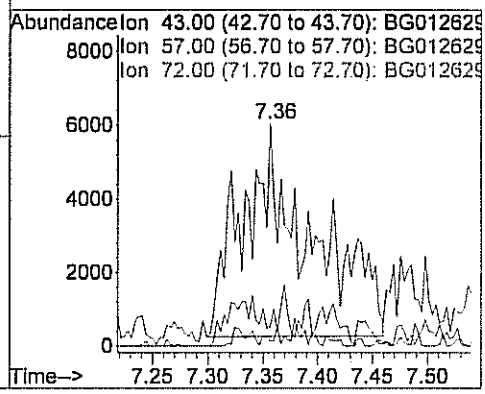

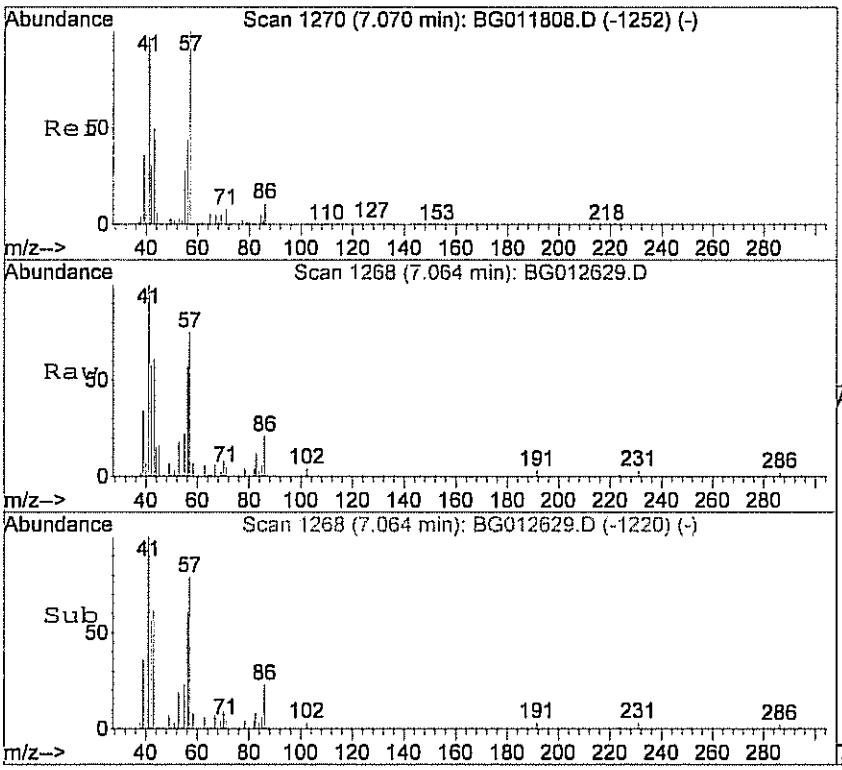

#25
Hexane
Concen: 0.47 ppb
RT: 7.06 min Scan# 1268
Delta R.T. 0.00 min
Lab File: BG012629.D
Acq: 27 Jan 2011 4:00 am

Tgt Ion: 41 Resp: 16405

Ion	Ratio	Lower	Upper
41	100		
57	90.8	67.3	107.3
43	59.1	22.9	62.9

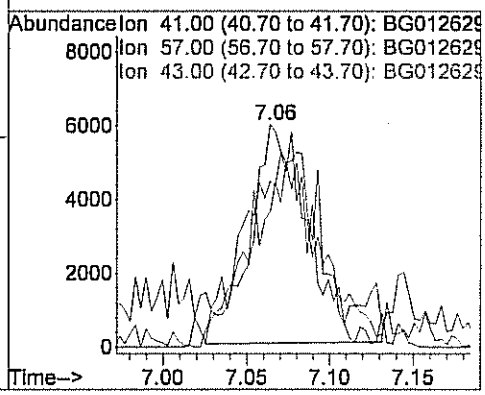

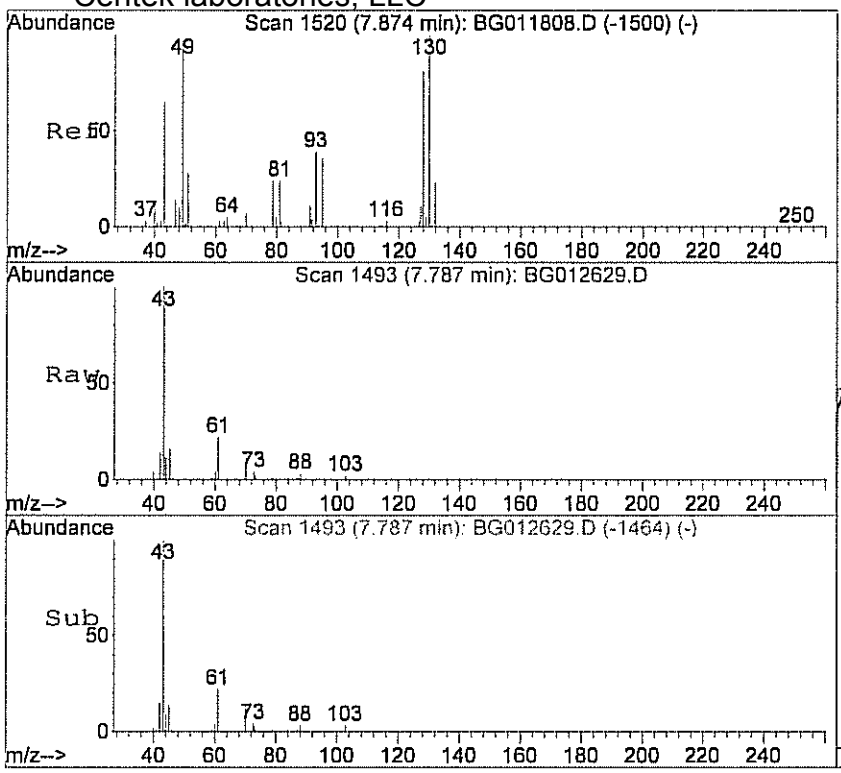

#26
Ethyl acetate
Concen: 4.53 ppb
RT: 7.79 min Scan# 1493
Delta R.T. -0.06 min
Lab File: BG012629.D
Acq: 27 Jan 2011 4:00 am

Tgt Ion: 43 Resp: 120396

Ion	Ratio	Lower	Upper
43	100		
45	11.8	0.0	23.0
61	14.1	0.0	28.0

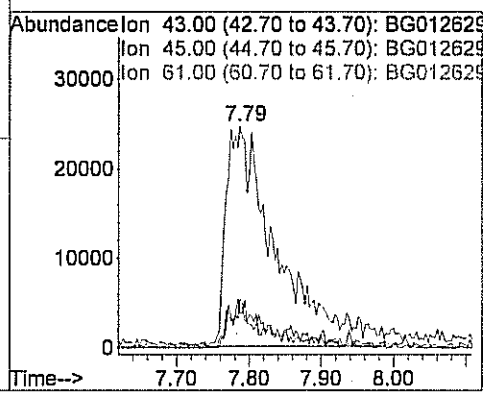

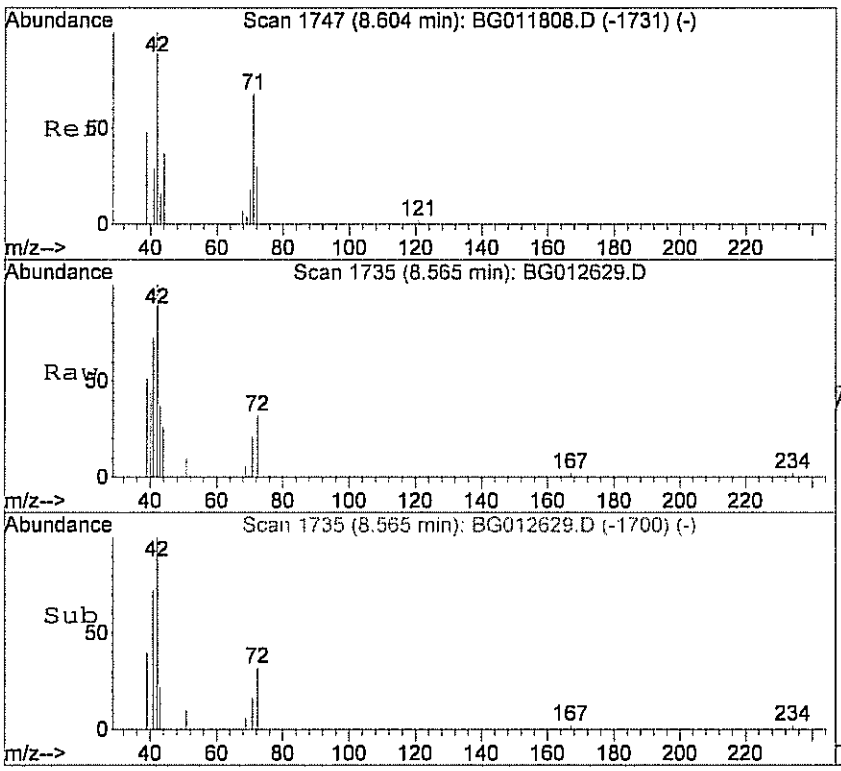

#28
Tetrahydrofuran
Concen: 0.57 ppb m
RT: 8.57 min Scan# 1735
Delta R.T. -0.04 min
Lab File: BG012629.D
Acq: 27 Jan 2011 4:00 am

Tgt Ion: 42 Resp: 4332

Ion	Ratio	Lower	Upper
42	100		
71	9.6	9.8	49.8#
72	4.4	0.0	30.6

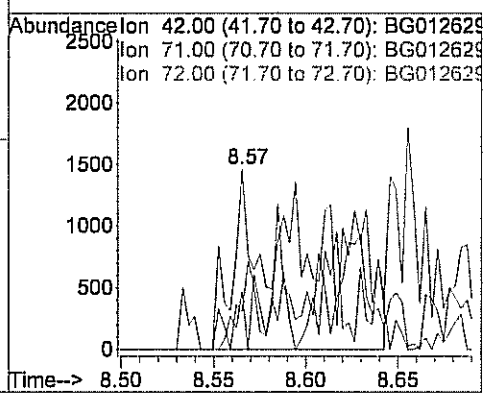

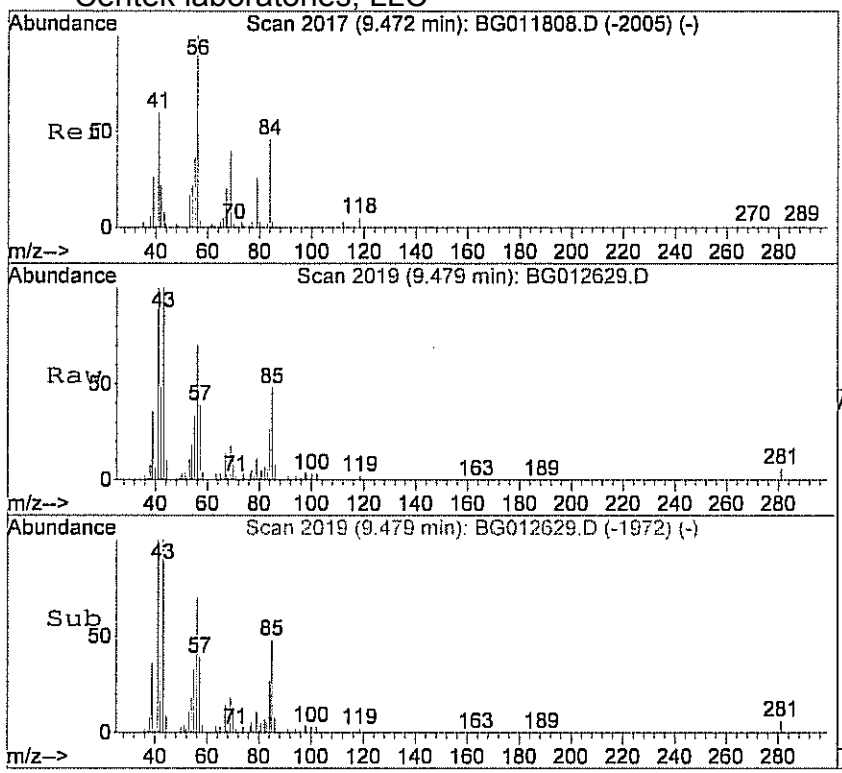

#32
Cyclohexane
Concen: 0.75 ppb
RT: 9.48 min Scan# 2019
Delta R.T. -0.00 min
Lab File: BG012629.D
Acq: 27 Jan 2011 4:00 am

Tgt Ion: 56 Resp: 19491

Ion	Ratio	Lower	Upper
56	100		
41	134.1	40.6	80.6#
84	49.0	31.3	71.3

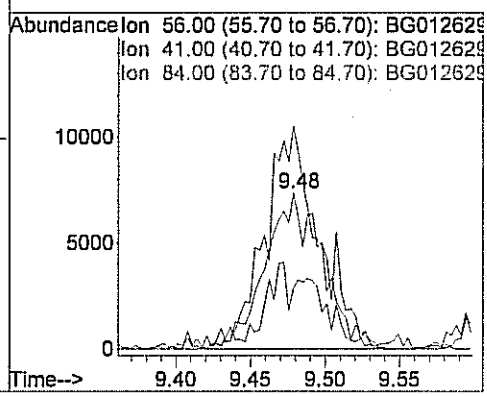

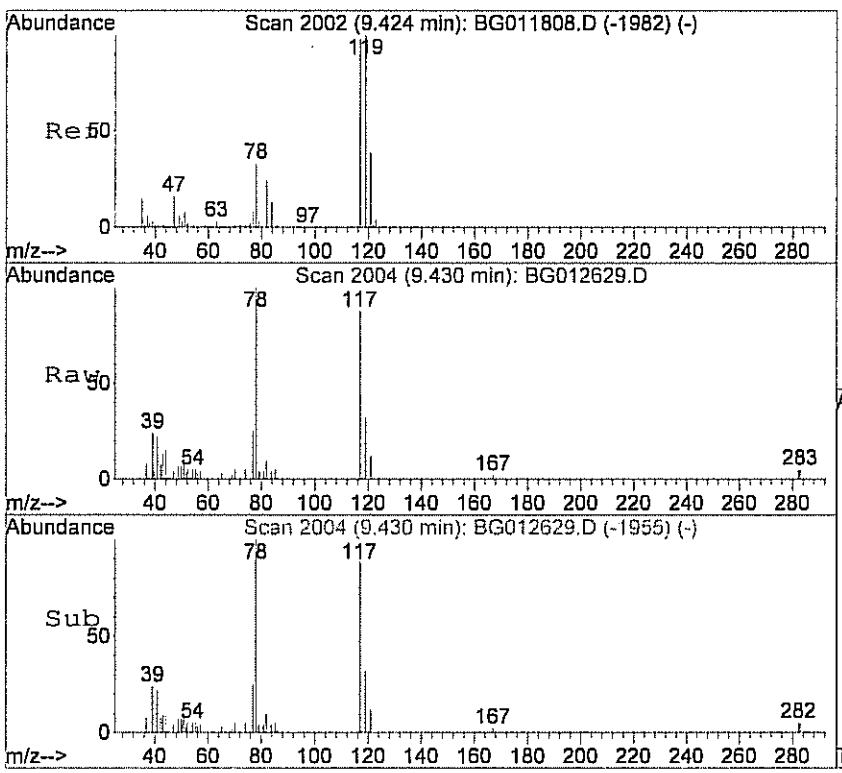

#33
Carbon tetrachloride
Concen: 0.05 ppb
RT: 9.43 min Scan# 2004
Delta R.T. 0.01 min
Lab File: BG012629.D
Acq: 27 Jan 2011 4:00 am

Tgt Ion:117 Resp: 5893

Ion	Ratio	Lower	Upper
117	100		
119	89.9	64.1	104.1

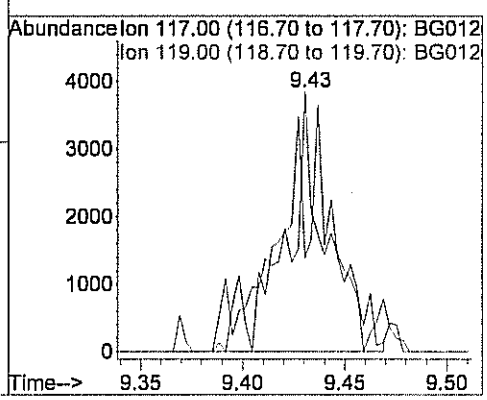

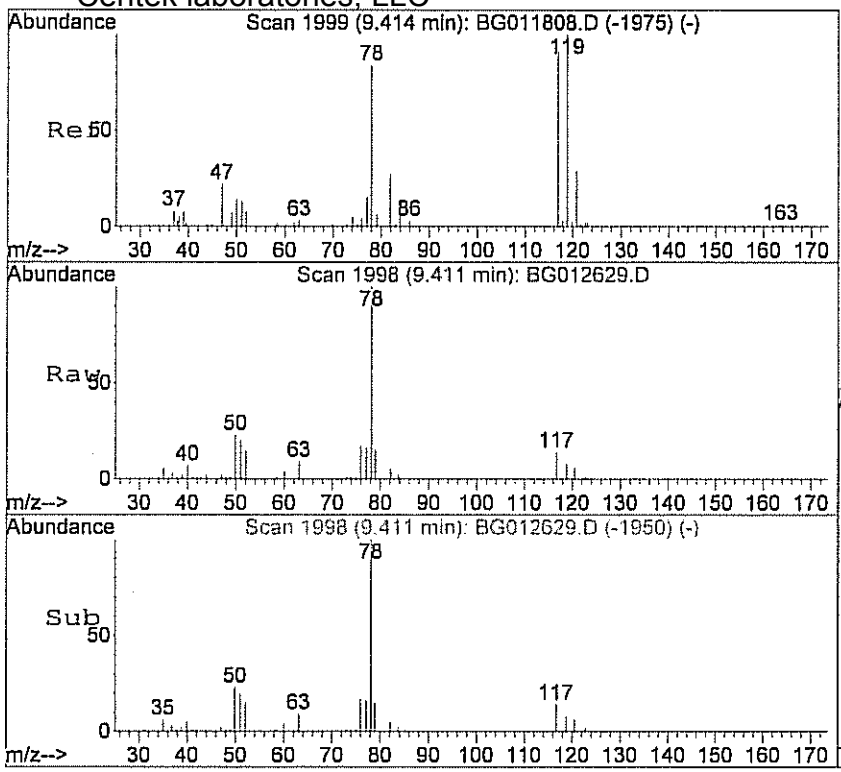

#34
Benzene
Concen: 0.37 ppb
RT: 9.41 min Scan# 1998
Delta R.T. 0.00 min
Lab File: BG012629.D
Acq: 27 Jan 2011 4:00 am

Tgt Ion: 78 Resp: 27506

Ion	Ratio	Lower	Upper
78	100		
77	22.8	2.4	42.4
51	15.3	0.0	38.9

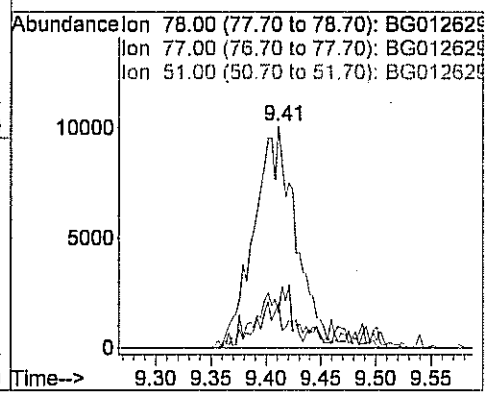

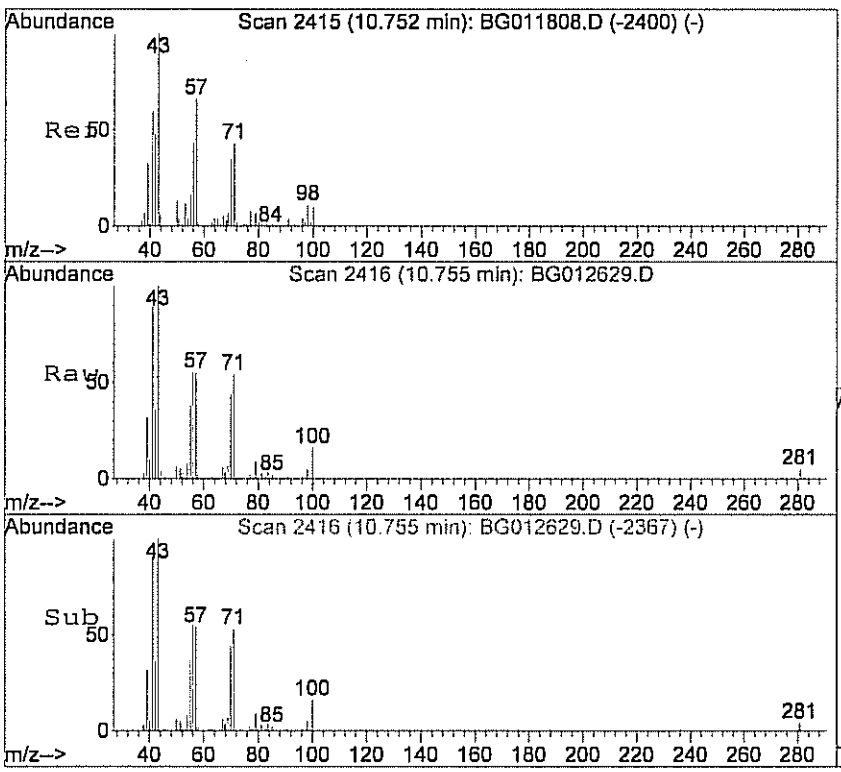

#37
Heptane
Concen: 1.19 ppb
RT: 10.76 min Scan# 2416
Delta R.T. 0.01 min
Lab File: BG012629.D
Acq: 27 Jan 2011 4:00 am

Tgt Ion: 43 Resp: 32319

Ion	Ratio	Lower	Upper
43	100		
57	54.8	40.1	80.1
71	59.9	41.4	81.4

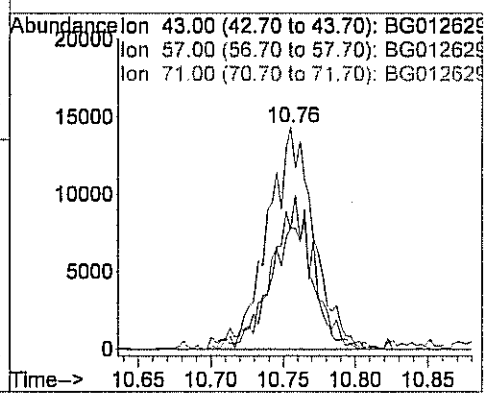

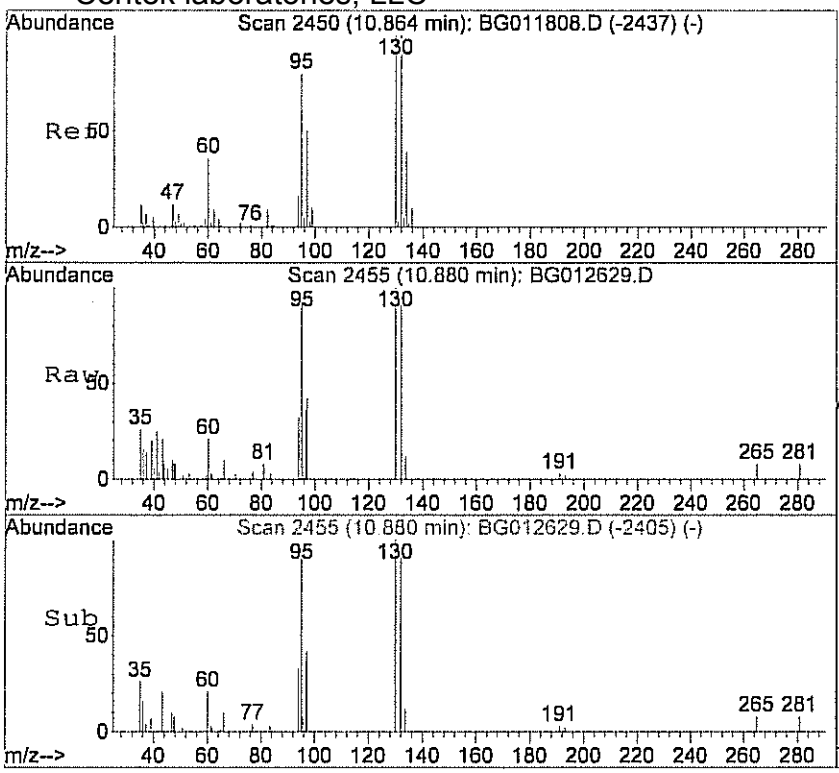

#38
Trichloroethene
Concen: 0.14 ppb m
RT: 10.88 min Scan# 2455
Delta R.T. 0.01 min
Lab File: BG012629.D
Acq: 27 Jan 2011 4:00 am

Tgt Ion:130 Resp: 6392

Ion	Ratio	Lower	Upper
130	100		
132	101.2	63.9	103.9
95	95.3	53.8	93.8#

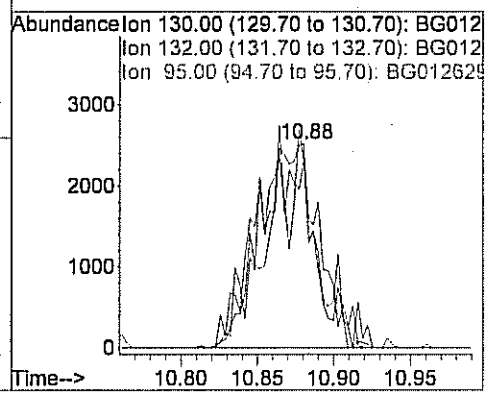

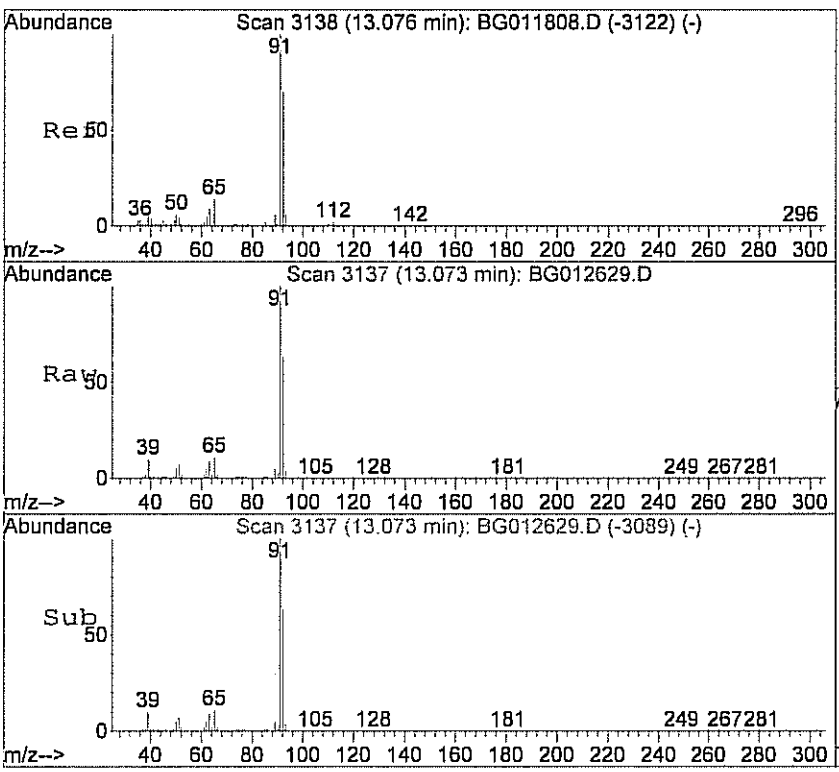

#45
Toluene
Concen: 12.67 ppb
RT: 13.07 min Scan# 3137
Delta R.T. 0.00 min
Lab File: BG012629.D
Acq: 27 Jan 2011 4:00 am

Tgt Ion: 92 Resp: 376810

Ion	Ratio	Lower	Upper
92	100		
91	161.2	121.5	161.5

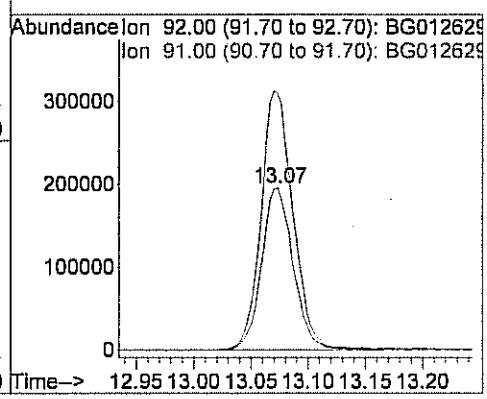

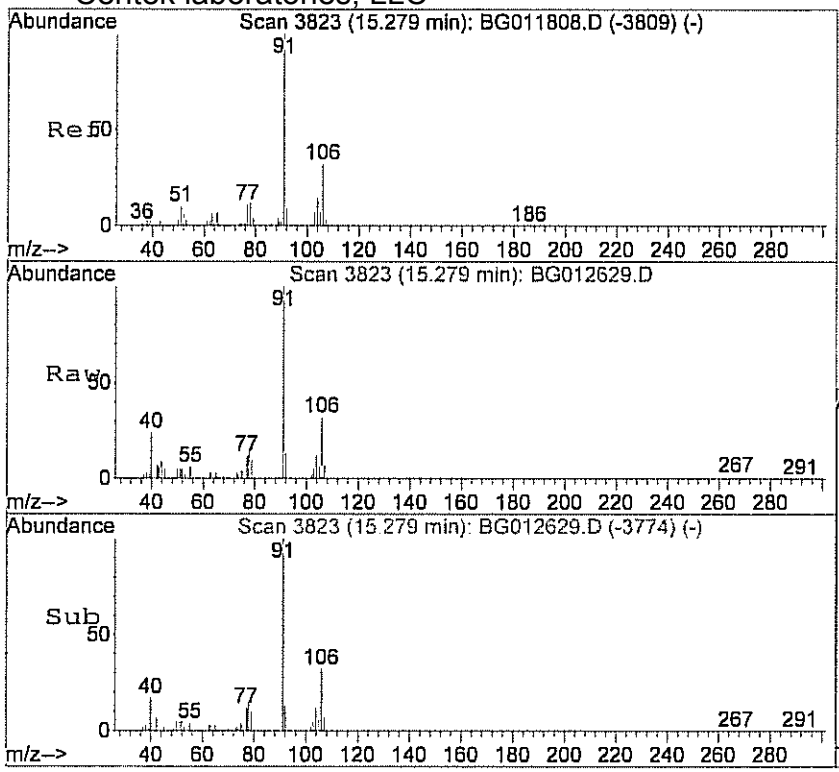

#52
Ethylbenzene
Concen: 0.19 ppb
RT: 15.28 min Scan# 3823
Delta R.T. 0.01 min
Lab File: BG012629.D
Acq: 27 Jan 2011 4:00 am

Tgt Ion: 91 Resp: 8705

Ion	Ratio	Lower	Upper
91	100		
106	45.7	21.0	61.0

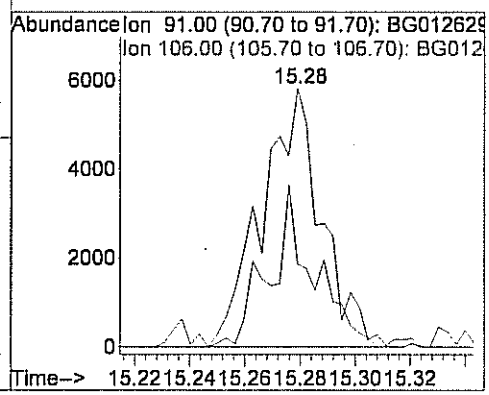

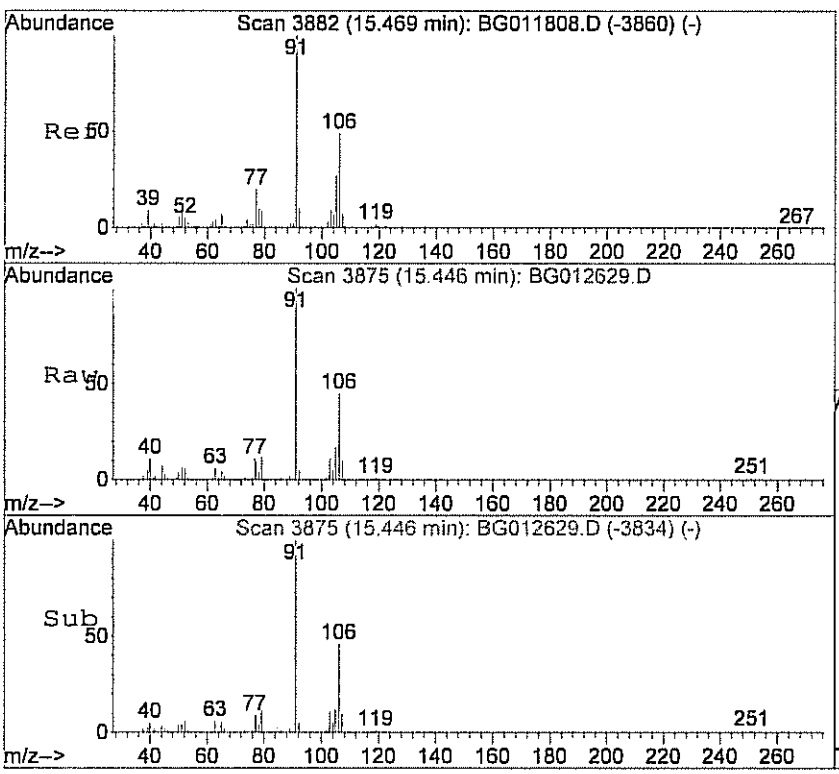

#53
m&p-xylene
Concen: 0.51 ppb
RT: 15.45 min Scan# 3875
Delta R.T. -0.02 min
Lab File: BG012629.D
Acq: 27 Jan 2011 4:00 am

Tgt Ion: 91 Resp: 22159

Ion	Ratio	Lower	Upper
91	100		
106	44.9	34.5	74.5

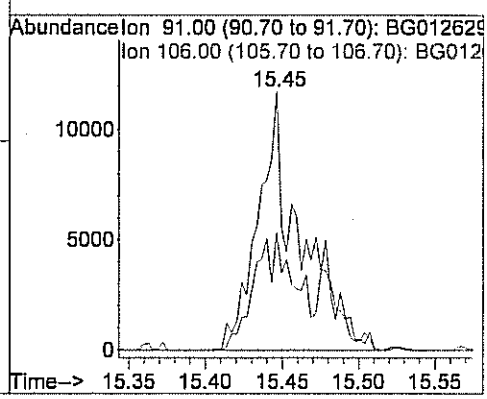

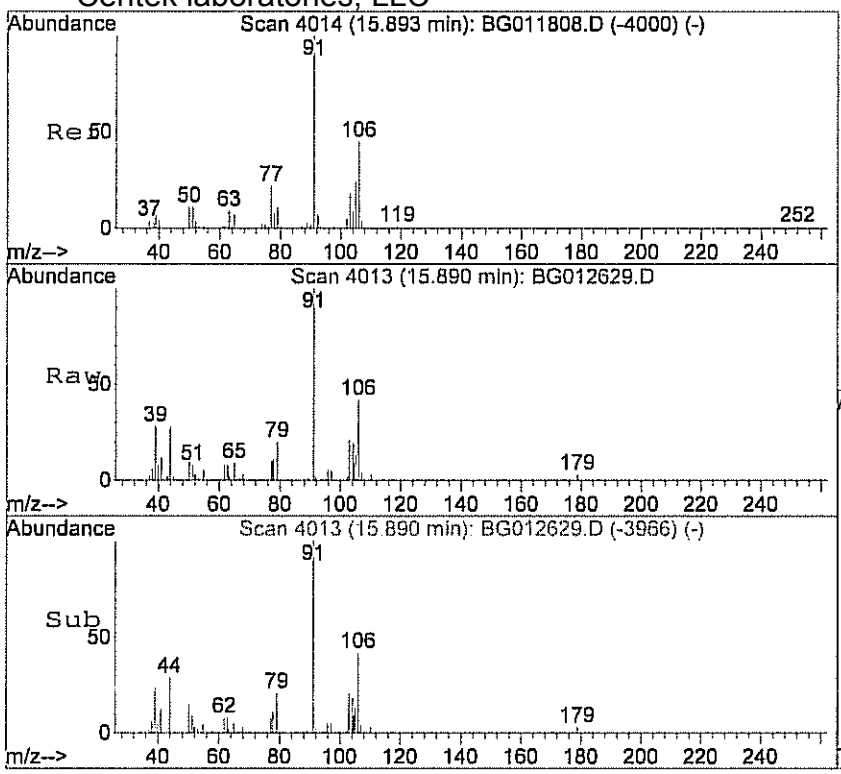

#56
o-xylene
Concen: 0.14 ppb
RT: 15.89 min Scan# 4013
Delta R.T. -0.00 min
Lab File: BG012629.D
Acq: 27 Jan 2011 4:00 am

Tgt Ion: 91 Resp: 6541

Ion	Ratio	Lower	Upper
91	100		
106	46.2	30.8	70.8

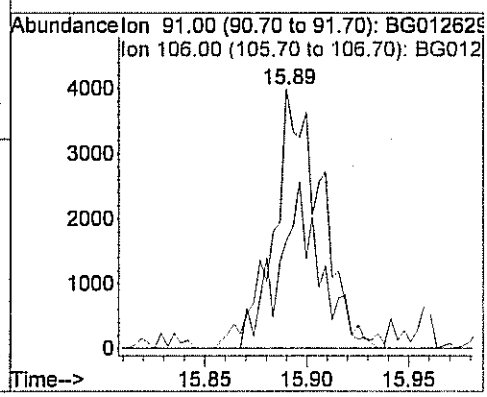

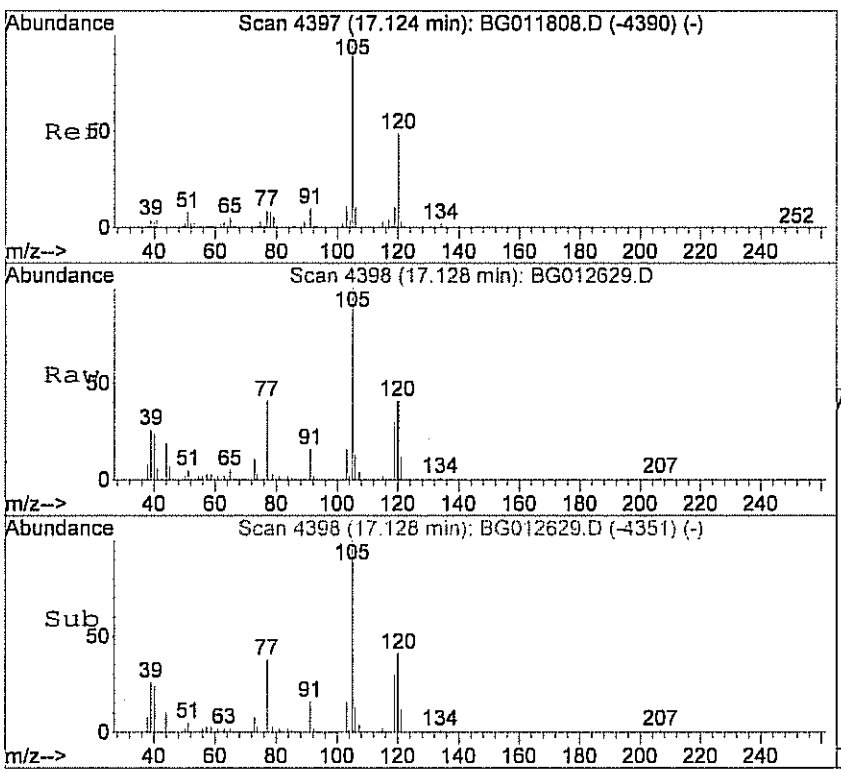

#60
1,3,5-trimethylbenzene
Concen: 0.14 ppb m
RT: 17.13 min Scan# 4398
Delta R.T. -0.00 min
Lab File: BG012629.D
Acq: 27 Jan 2011 4:00 am

Tgt Ion:105 Resp: 5932

Ion	Ratio	Lower	Upper
105	100		
120	51.6	27.9	67.9

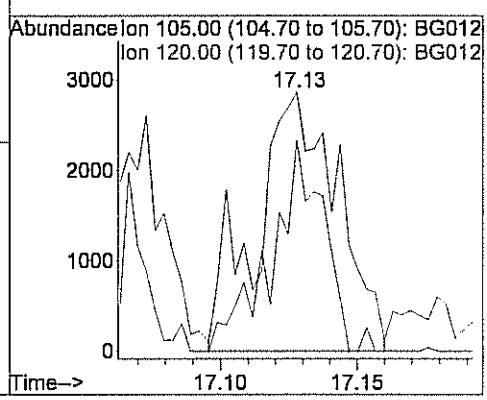

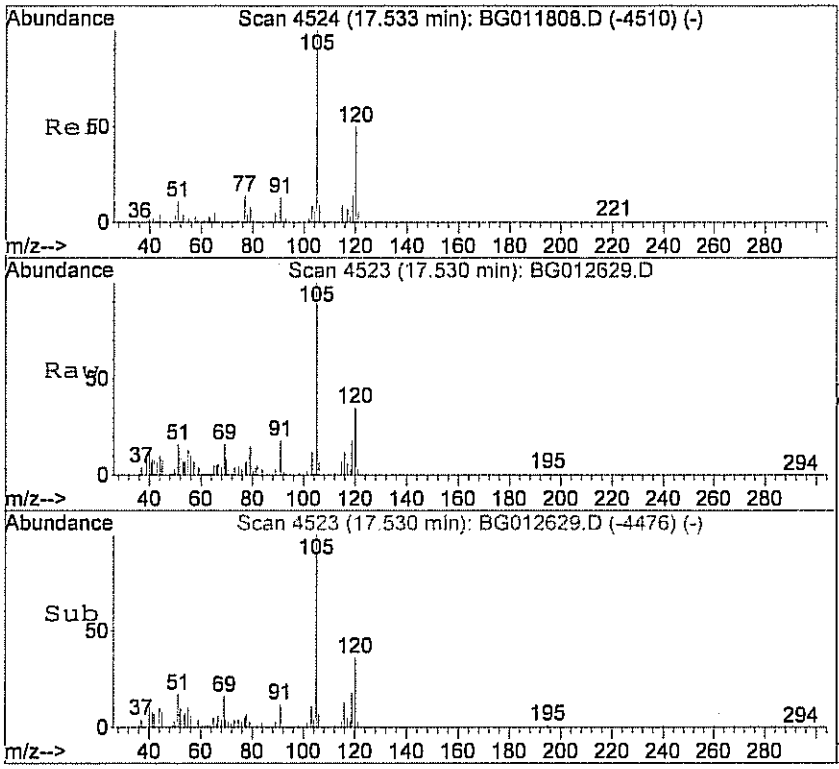

#61
1,2,4-trimethylbenzene
Concen: 0.44 ppb
RT: 17.53 min Scan# 4523
Delta R.T. -0.00 min
Lab File: BG012629.D
Acq: 27 Jan 2011 4:00 am

Tgt Ion:105 Resp: 12230

Ion	Ratio	Lower	Upper
105	100		
120	55.1	52.0	92.0

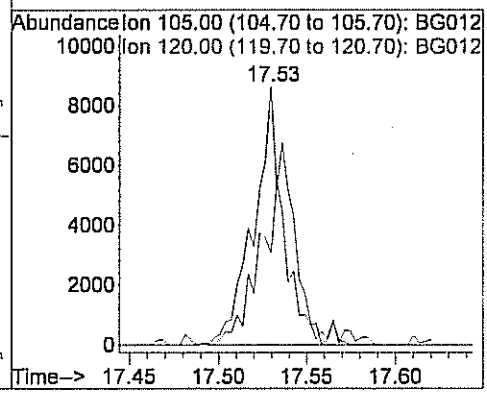

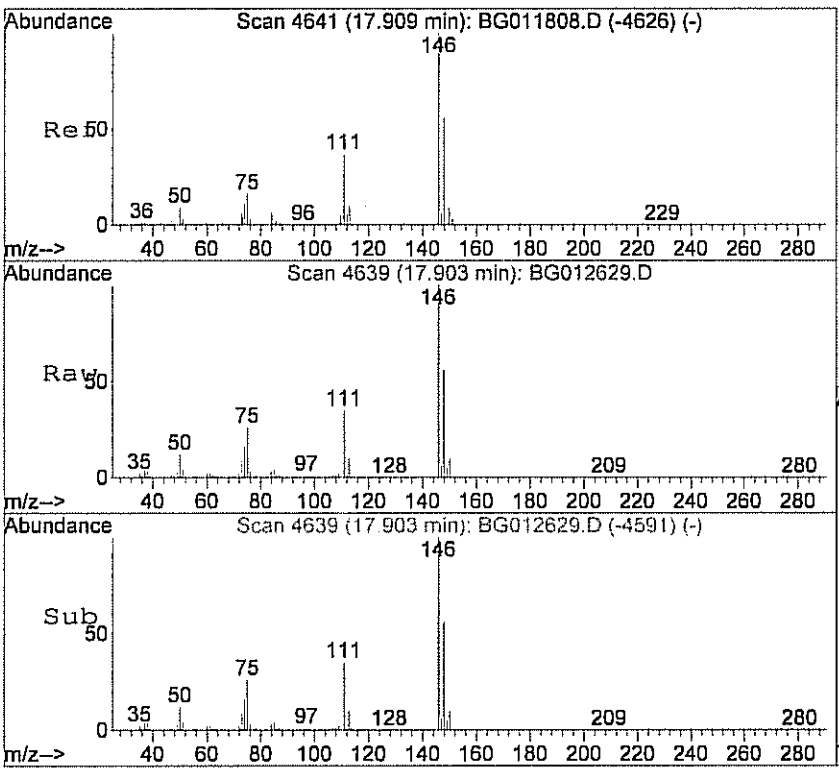

#64
1,4-dichlorobenzene
Concen: 6.49 ppb
RT: 17.90 min Scan# 4639
Delta R.T. 0.00 min
Lab File: BG012629.D
Acq: 27 Jan 2011 4:00 am

Tgt Ion:146 Resp: 213749

Ion	Ratio	Lower	Upper
146	100		
148	65.5	35.1	75.1
111	35.9	12.4	52.4

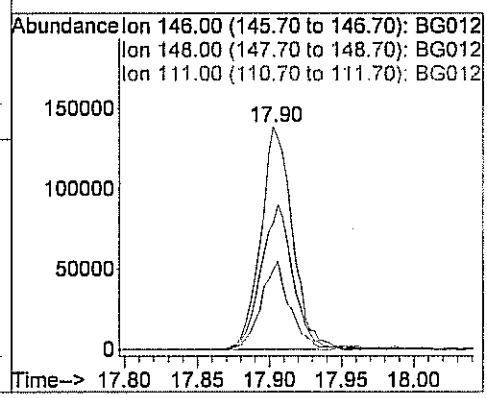

Quantitation Report (QT Reviewed)

Data File : C:\MSDCHEM\1\DATA\BG012630.D Vial: 23
Acq On : 27 Jan 2011 4:34 am Operator: LL
Sample : C1101036-011A 10X Inst : MSD #2
Misc : 1ugm3 & 0.25TCE,CT,VNCL Sample Multiplr: 1.00
MS Integration Params: RTEINT.P
Quant Time: Feb 01 15:39:23 2011 Quant Results File: B118_1UG.RES

Quant Method : C:\MSDCHEM\1\METHODS\B118_1UG.M (RTE Integrator)
Title : TO-15 VOA Standards for 5 point calibration
Last Update : Wed Jan 26 14:01:48 2011
Response via : Initial Calibration
DataAcq Meth : B118_1UG

Internal Standards	R.T.	QIon	Response	Conc	Units	Dev(Min)
1) Bromochloromethane	7.87	128	17290	1.00	ppb	0.00
30) 1,4-difluorobenzene	10.19	114	33518	1.00	ppb	0.00
44) Chlorobenzene-d5	14.98	117	33835	1.00	ppb	0.00
System Monitoring Compounds						
57) Bromofluorobenzene	16.51	95	17298	0.96	ppb	0.00
Spiked Amount 1.000	Range 70 - 130		Recovery = 96.00%			
Target Compounds						Qvalue
12) Acetone	4.62	58	36333m	3.13	ppb	
13) Isopropyl alcohol	4.65	45	995115m	47.24	ppb	
16) Methylene chloride	5.34	84	147511	5.55	ppb	84
26) Ethyl acetate	7.84	43	16157	0.68	ppb	92
45) Toluene	13.08	92	20118	0.81	ppb	90
64) 1,4-dichlorobenzene	17.91	146	15369	0.56	ppb	93

I.V. ↓

(#) = qualifier out of range (m) = manual integration (+) = signals summed

Quantitation Report (QT Reviewed)

Data File : C:\MSDCHEM\1\DATA\BG012630.D Vial: 23
Acq On : 27 Jan 2011 4:34 am Operator: LL
Sample : C1101036-011A 10X Inst : MSD #2
Misc : 1ugm3 & 0.25TCE,CT,VNCL Sample Multiplr: 1.00
MS Integration Params: RTEINT.P
Quant Time: Feb 1 15:43 2011 Quant Results File: B118_1UG.RES

Method : C:\MSDCHEM\1\METHODS\B118_1UG.M (RTE Integrator)
Title : TO-15 VOA Standards for 5 point calibration
Last Update : Tue Feb 01 16:05:43 2011
Response via : Initial Calibration

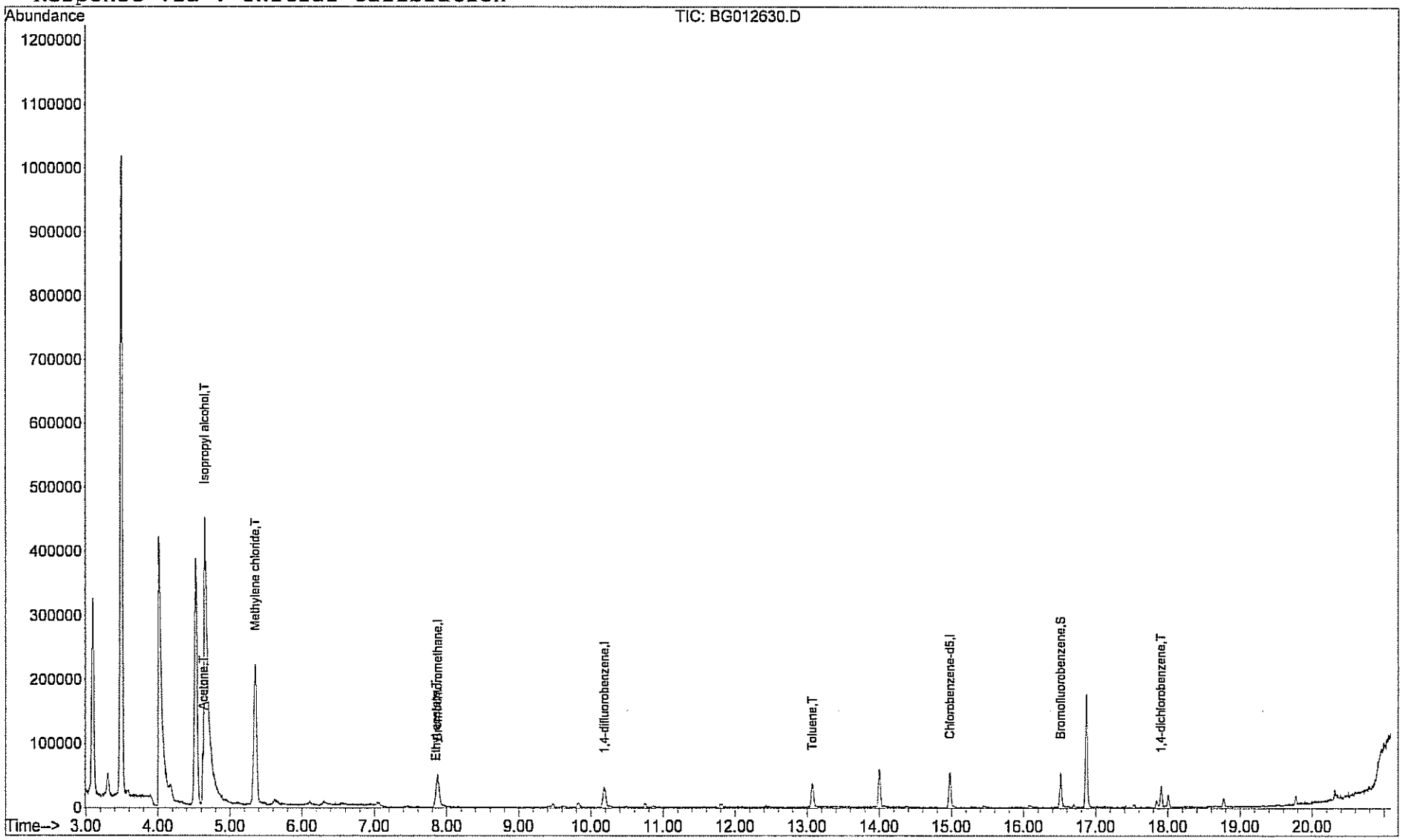

Centek laboratories, LLC

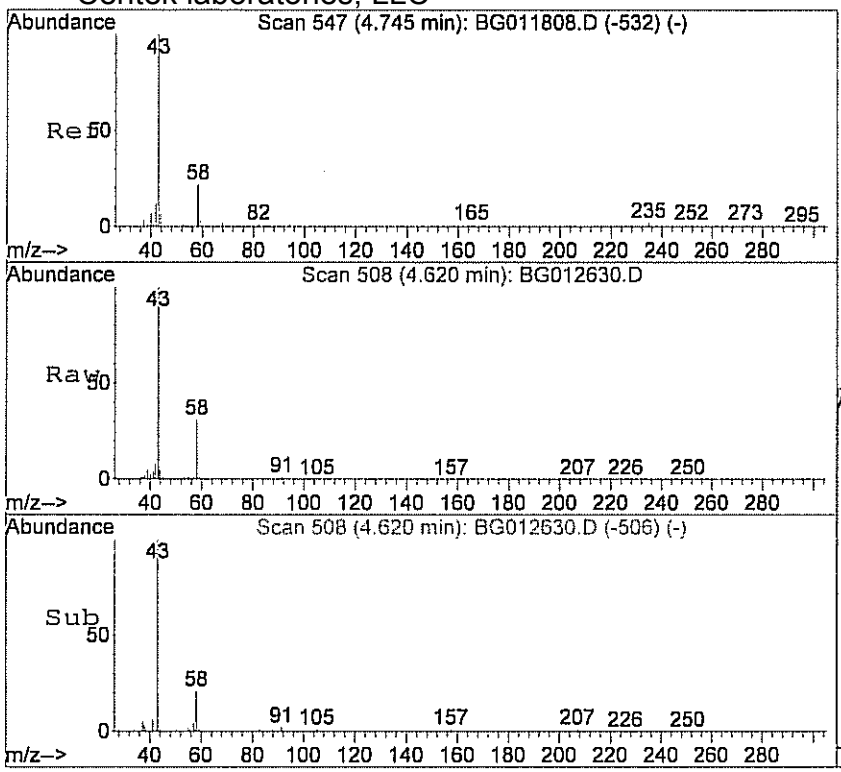

#12
Acetone
Concen: 3.13 ppb m
RT: 4.62 min Scan# 508
Delta R.T. -0.14 min
Lab File: BG012630.D
Acq: 27 Jan 2011 4:34 am

Tgt Ion: 58 Resp: 36333

Ion	Ratio	Lower	Upper
58	100		
43	0.0	148.4	208.4#

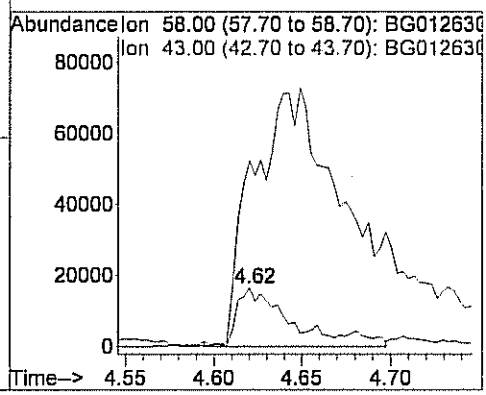

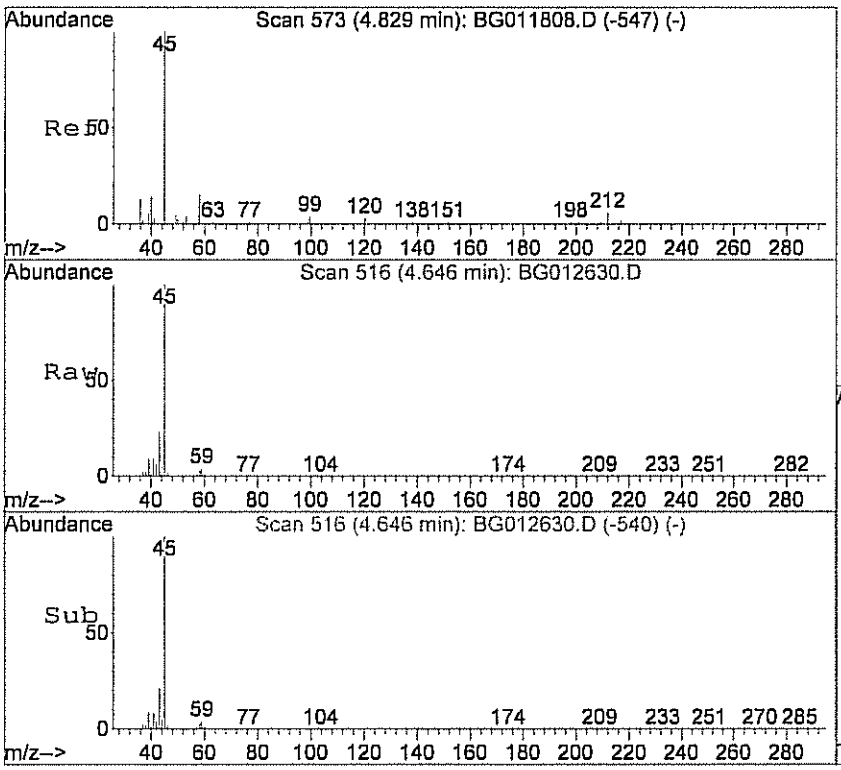

#13
Isopropyl alcohol
Concen: 47.24 ppb m
RT: 4.65 min Scan# 516
Delta R.T. -0.23 min
Lab File: BG012630.D
Acq: 27 Jan 2011 4:34 am

Tgt Ion: 45 Resp: 995115

Ion	Ratio	Lower	Upper
45	100		
43	0.0	6.2	46.2#

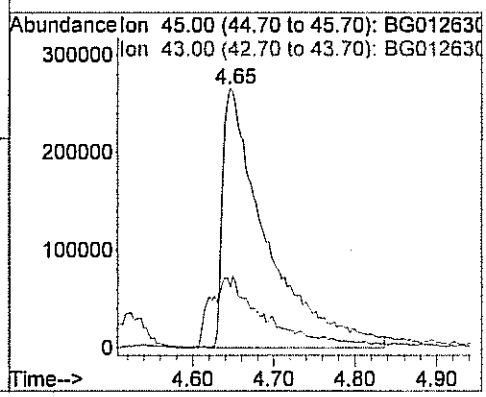

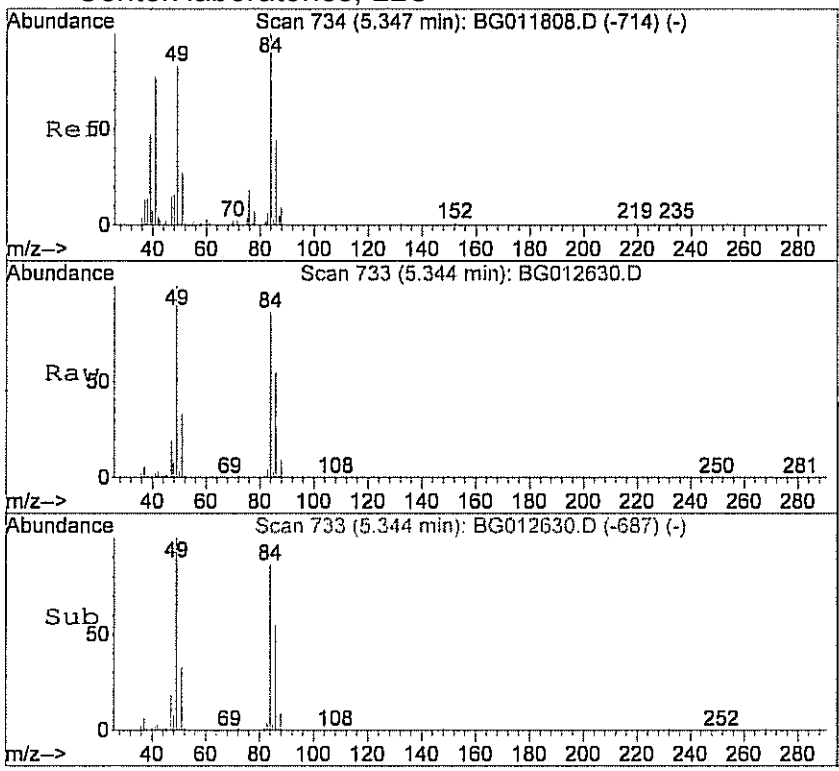

#16
Methylene chloride
Concen: 5.55 ppb
RT: 5.34 min Scan# 733
Delta R.T. -0.00 min
Lab File: BG012630.D
Acq: 27 Jan 2011 4:34 am

Tgt Ion: 84 Resp: 147511

Ion	Ratio	Lower	Upper
84	100		
49	121.0	82.7	122.7
86	63.9	35.7	75.7

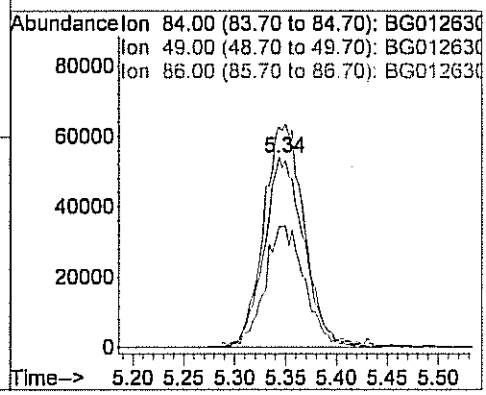

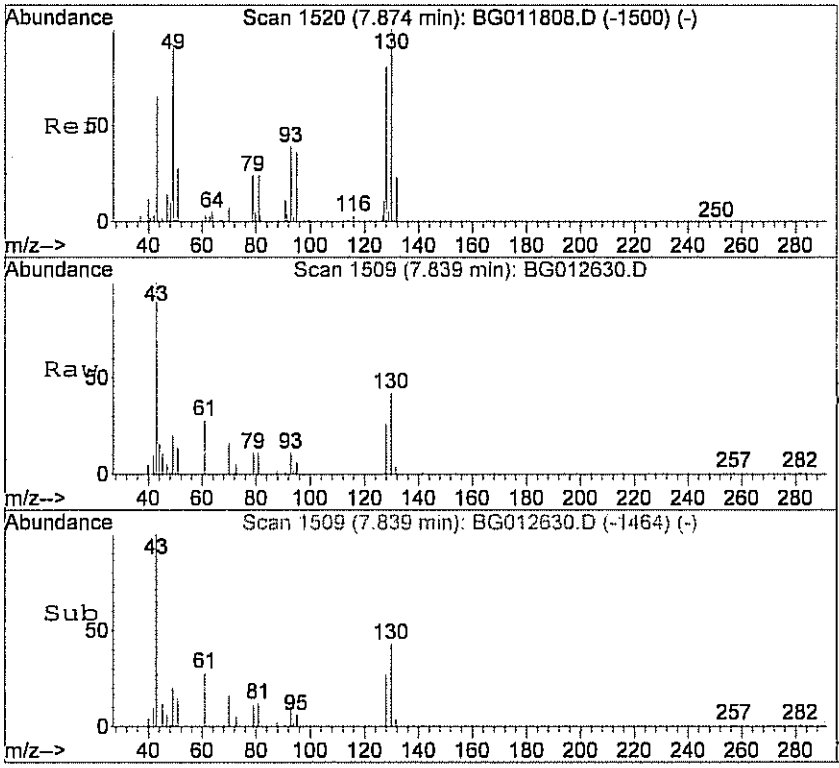

#26
Ethyl acetate
Concen: 0.68 ppb
RT: 7.84 min Scan# 1509
Delta R.T. -0.01 min
Lab File: BG012630.D
Acq: 27 Jan 2011 4:34 am

Tgt Ion: 43 Resp: 16157

Ion	Ratio	Lower	Upper
43	100		
45	4.2	0.0	23.0
61	11.2	0.0	28.0

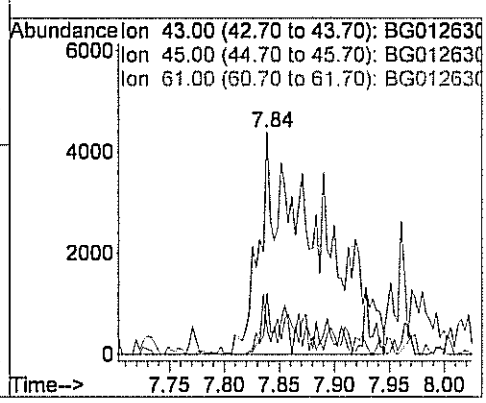

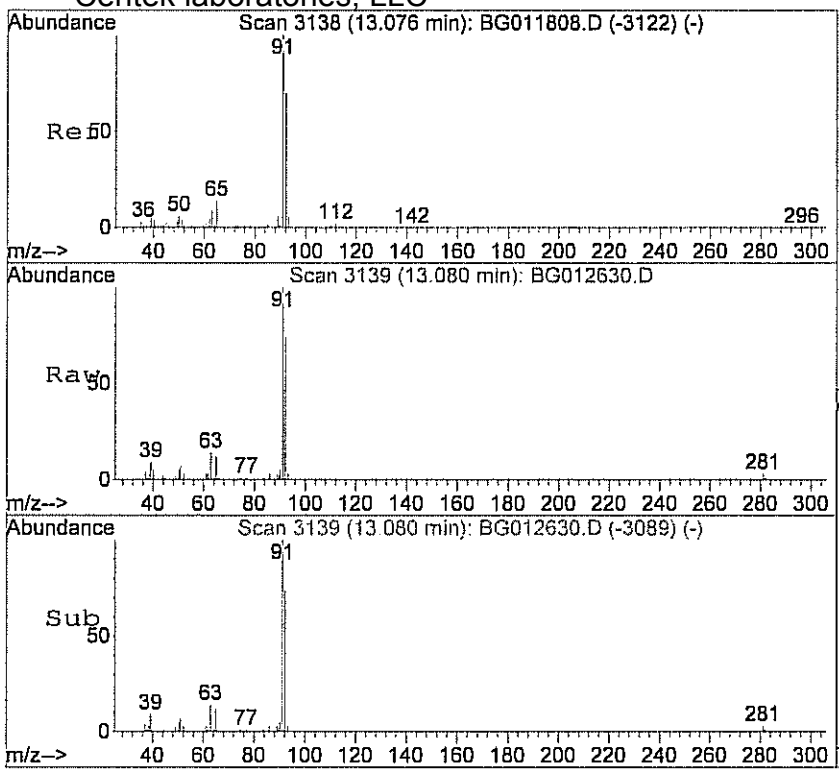

#45
Toluene
Concen: 0.81 ppb
RT: 13.08 min Scan# 3139
Delta R.T. 0.01 min
Lab File: BG012630.D
Acq: 27 Jan 2011 4:34 am

Tgt Ion: 92 Resp: 20118

Ion	Ratio	Lower	Upper
92	100		
91	153.3	121.5	161.5

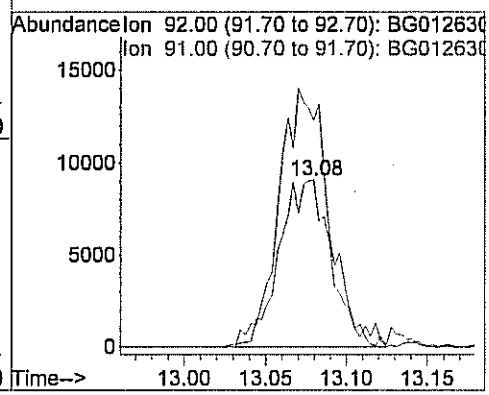

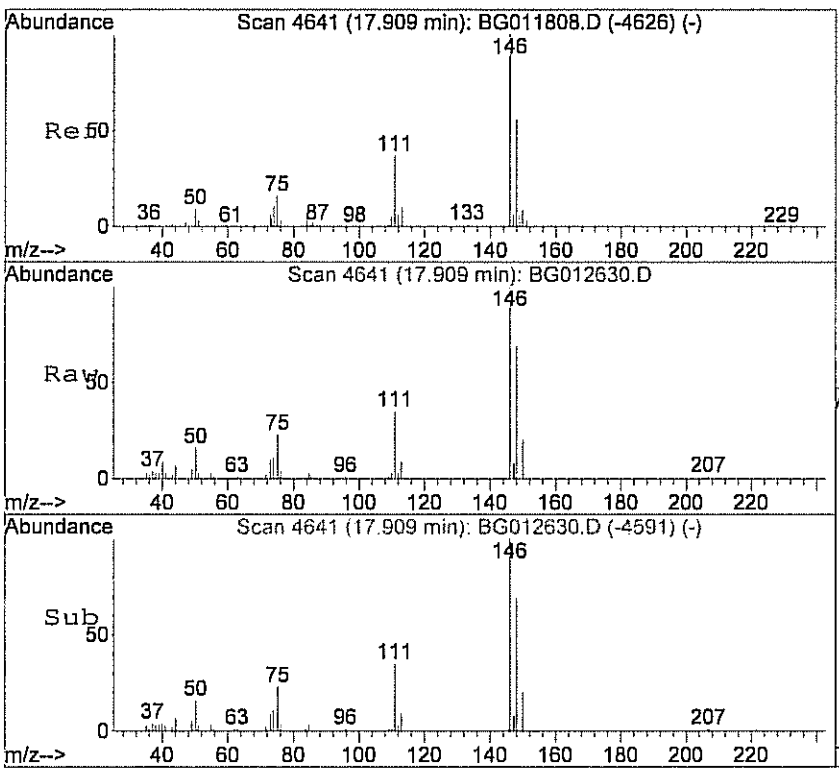

#64
1,4-dichlorobenzene
Concen: 0.56 ppb
RT: 17.91 min Scan# 4641
Delta R.T. 0.01 min
Lab File: BG012630.D
Acq: 27 Jan 2011 4:34 am

Tgt Ion:146 Resp: 15369

Ion	Ratio	Lower	Upper
146	100		
148	63.4	35.1	75.1
111	32.6	12.4	52.4

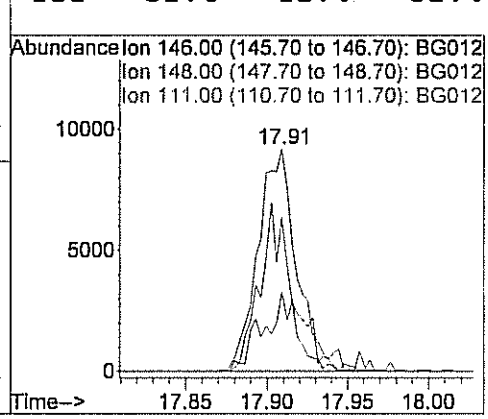

Quantitation Report (QT Reviewed)

Data File : C:\MSDCHEM\1\DATA\BG012739.D Vial: 23
Acq On : 28 Jan 2011 10:13 am Operator: LL
Sample : C1101036-011A 40X Inst : MSD #2
Misc : 1ugm3 & 0.25TCE,CT,VNCL Sample Multiplr: 1.00
MS Integration Params: RTEINT.P
Quant Time: Feb 01 15:45:30 2011 Quant Results File: B118_1UG.RES

Quant Method : C:\MSDCHEM\1\METHODS\B118_1UG.M (RTE Integrator)
Title : TO-15 VOA Standards for 5 point calibration
Last Update : Wed Jan 26 14:01:48 2011
Response via : Initial Calibration
DataAcq Meth : B118_1UG

Internal Standards	R.T.	QIon	Response	Conc	Units	Dev(Min)
1) Bromochloromethane	7.87	128	16944	1.00	ppb	0.00
30) 1,4-difluorobenzene	10.18	114	31836	1.00	ppb	0.00
44) Chlorobenzene-d5	14.97	117	32715	1.00	ppb	0.00
System Monitoring Compounds						
57) Bromofluorobenzene	16.51	95	13952	0.80	ppb	-0.01
Spiked Amount 1.000	Range 70 - 130		Recovery = 80.00%			
Target Compounds						Qvalue
12) Acetone	4.75	58	6568m	0.58	ppb	
13) Isopropyl alcohol	4.76	45	103392m	5.01	ppb	
16) Methylene chloride	5.35	84	22926	0.88	ppb	95
45) Toluene	13.07	92	3622	0.15	ppb	91

L.L.

(#) = qualifier out of range (m) = manual integration (+) = signals summed
BG012739.D B118_1UG.M Thu Feb 24 17:01:59 2011 Page 1

Quantitation Report (QT Reviewed)

Data File : C:\MSDCHEM\1\DATA\BG012739.D Vial: 23
Acq On : 28 Jan 2011 10:13 am Operator: LL
Sample : C1101036-011A 40X Inst : MSD #2
Misc : 1ugm3 & 0.25TCE,CT,VNCL Sample Multiplr: 1.00
MS Integration Params: RTEINT.P
Quant Time: Feb 1 15:58 2011 Quant Results File: B118_1UG.RES

Method : C:\MSDCHEM\1\METHODS\B118_1UG.M (RTE Integrator)
Title : TO-15 VOA Standards for 5 point calibration
Last Update : Tue Feb 01 16:05:43 2011
Response via : Initial Calibration

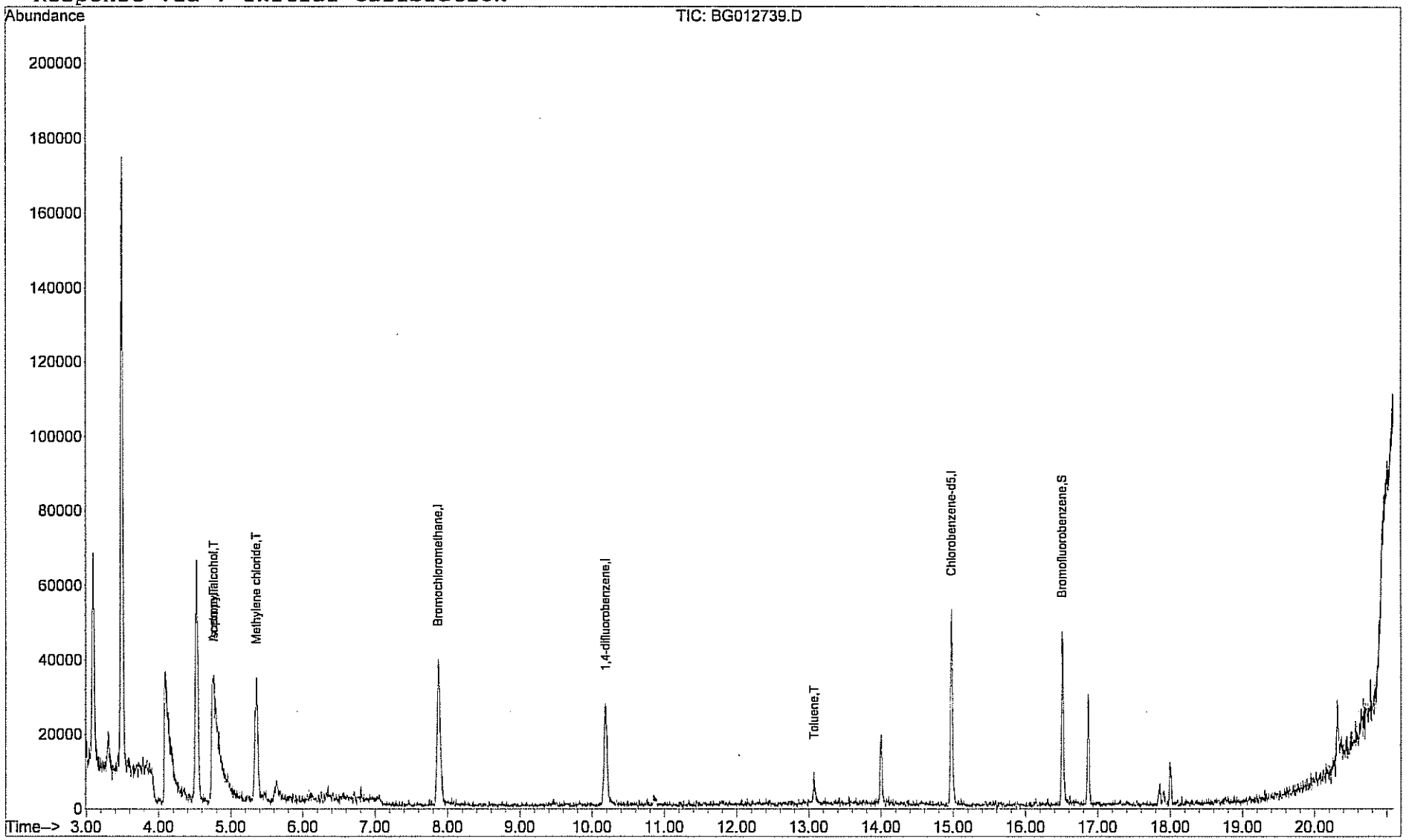

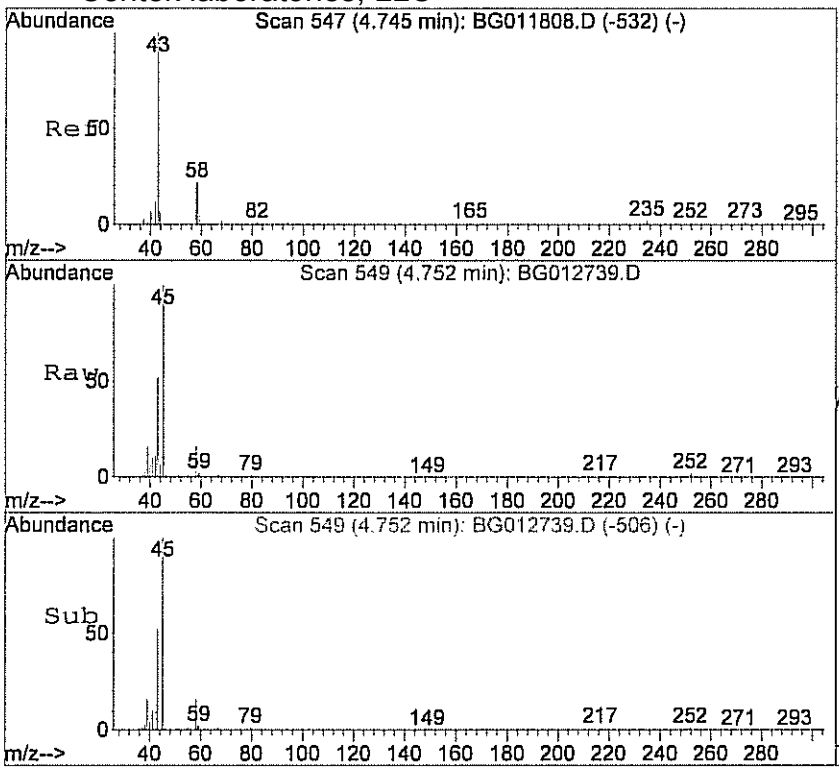

#12
Acetone
Concen: 0.58 ppb m
RT: 4.75 min Scan# 549
Delta R.T. -0.01 min
Lab File: BG012739.D
Acq: 28 Jan 2011 10:13 am

Tgt Ion: 58 Resp: 6568

Ion	Ratio	Lower	Upper
58	100		
43	0.0	148.4	208.4#

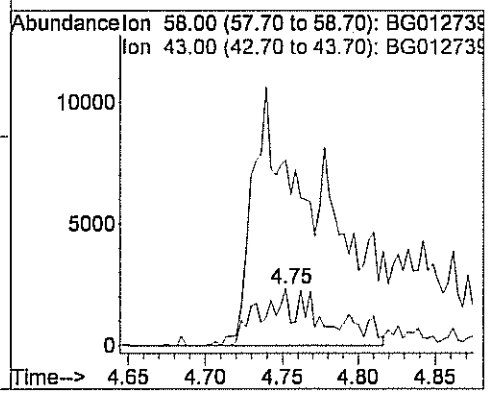

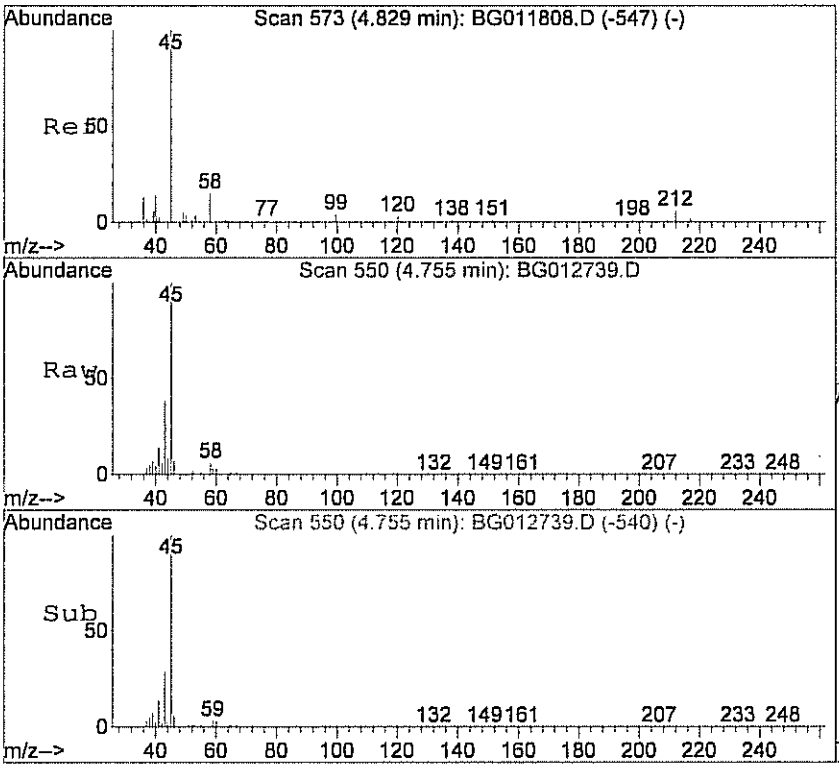

#13
Isopropyl alcohol
Concen: 5.01 ppb m
RT: 4.76 min Scan# 550
Delta R.T. -0.12 min
Lab File: BG012739.D
Acq: 28 Jan 2011 10:13 am

Tgt Ion: 45 Resp: 103392

Ion	Ratio	Lower	Upper
45	100		
43	0.0	6.2	46.2#

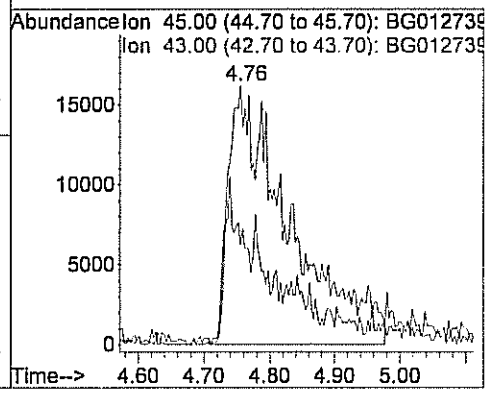

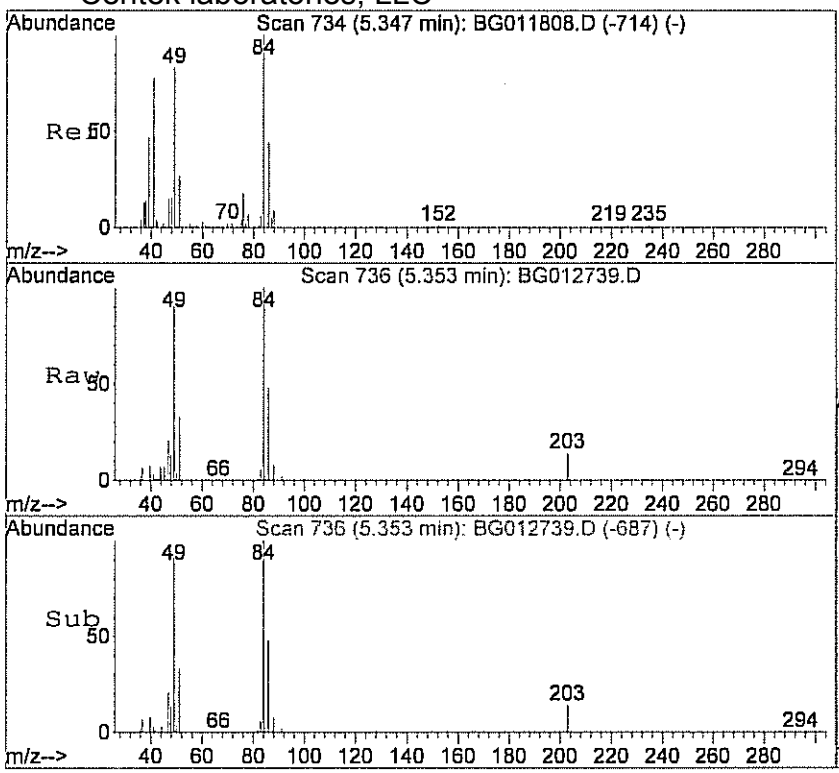

#16
Methylene chloride
Concen: 0.88 ppb
RT: 5.35 min Scan# 736
Delta R.T. 0.01 min
Lab File: BG012739.D
Acq: 28 Jan 2011 10:13 am

Tgt Ion: 84 Resp: 22926

Ion	Ratio	Lower	Upper
84	100		
49	110.2	82.7	122.7
86	55.7	35.7	75.7

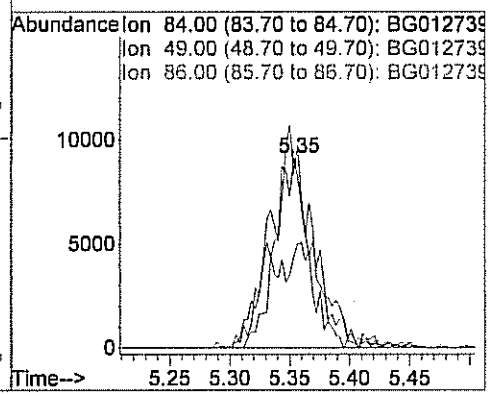

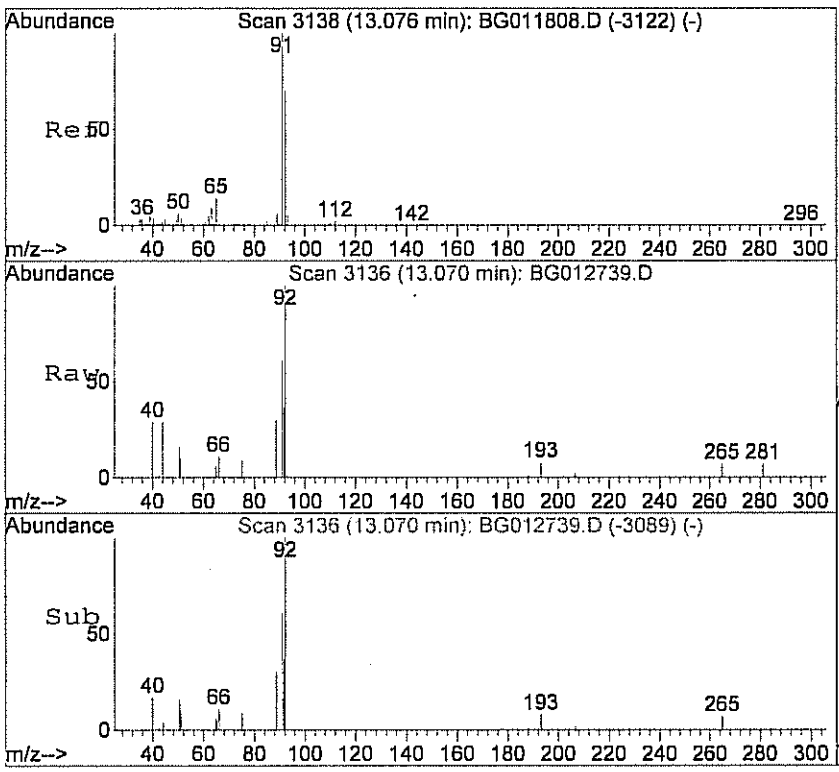

#45
Toluene
Concen: 0.15 ppb
RT: 13.07 min Scan# 3136
Delta R.T. -0.00 min
Lab File: BG012739.D
Acq: 28 Jan 2011 10:13 am

Tgt Ion: 92 Resp: 3622

Ion	Ratio	Lower	Upper
92	100		
91	130.5	121.5	161.5

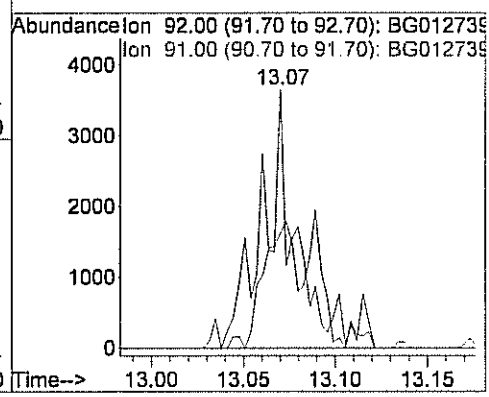

Quantitation Report (QT Reviewed)

Data File : C:\MSDCHEM\1\DATA\BG012740.D Vial: 23
Acq On : 28 Jan 2011 10:46 am Operator: LL
Sample : C1101036-011A 320X Inst : MSD #2
Misc : 1ugm3 & 0.25TCE,CT,VNCL Sample Multiplr: 1.00
MS Integration Params: RTEINT.P
Quant Time: Feb 01 15:49:59 2011 Quant Results File: B118_1UG.RES

Quant Method : C:\MSDCHEM\1\METHODS\B118_1UG.M (RTE Integrator)
Title : TO-15 VOA Standards for 5 point calibration
Last Update : Wed Jan 26 14:01:48 2011
Response via : Initial Calibration
DataAcq Meth : B118_1UG

Internal Standards	R.T.	QIon	Response	Conc	Units	Dev(Min)
1) Bromochloromethane	7.88	128	15995	1.00	ppb	0.01
30) 1,4-difluorobenzene	10.19	114	29584	1.00	ppb	0.00
44) Chlorobenzene-d5	14.98	117	32243	1.00	ppb	0.00
System Monitoring Compounds						
57) Bromofluorobenzene	16.50	95	17194	1.00	ppb	-0.02
Spiked Amount 1.000	Range 70 - 130		Recovery = 100.00%			
Target Compounds						Qvalue
13) Isopropyl alcohol	4.91	45	13240m	0.68	ppb	
16) Methylene chloride	5.36	84	3499	0.14	ppb	# 58

(#) = qualifier out of range (m) = manual integration (+) = signals summed

Quantitation Report (QT Reviewed)

Data File : C:\MSDCHEM\1\DATA\BG012740.D Vial: 23
Acq On : 28 Jan 2011 10:46 am Operator: LL
Sample : C1101036-011A 320X Inst : MSD #2
Misc : 1ugm3 & 0.25TCE,CT,VNCL Sample Multiplr: 1.00
MS Integration Params: RTEINT.P
Quant Time: Feb 1 15:51 2011 Quant Results File: B118_1UG.RES

Method : C:\MSDCHEM\1\METHODS\B118_1UG.M (RTE Integrator)
Title : TO-15 VOA Standards for 5 point calibration
Last Update : Tue Feb 01 16:05:43 2011
Response via : Initial Calibration

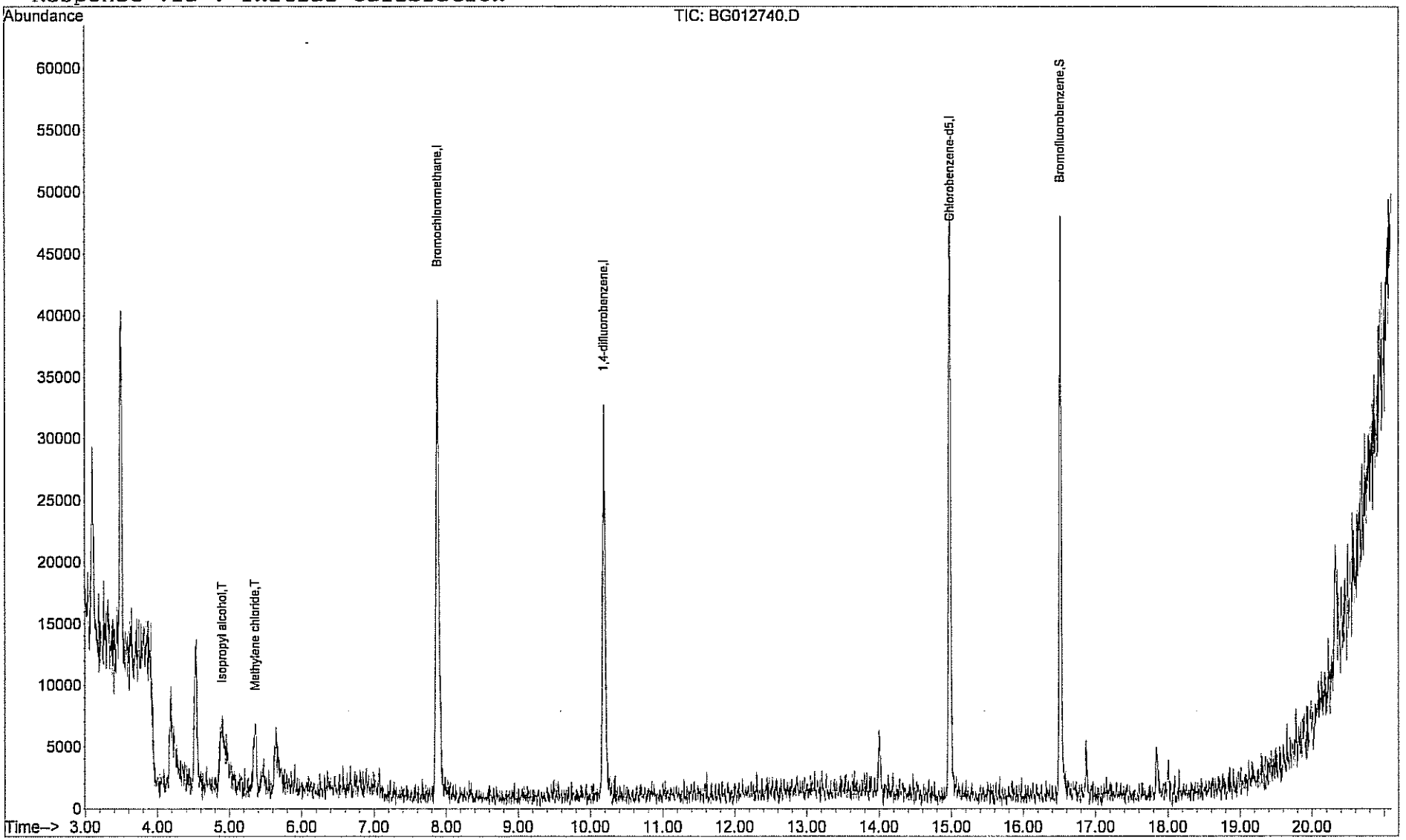

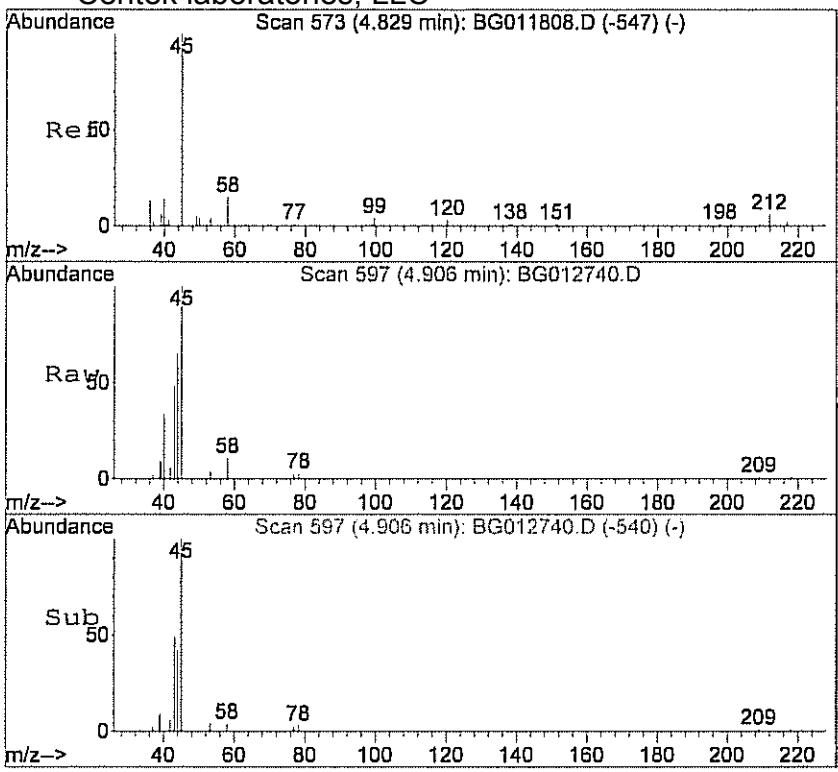

#13
Isopropyl alcohol
Concen: 0.68 ppb m
RT: 4.91 min Scan# 597
Delta R.T. 0.03 min
Lab File: BG012740.D
Acq: 28 Jan 2011 10:46 am

Tgt Ion: 45 Resp: 13240

Ion	Ratio	Lower	Upper
45	100		
43	0.0	6.2	46.2#

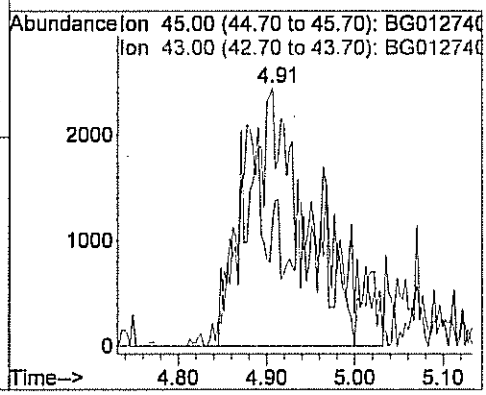

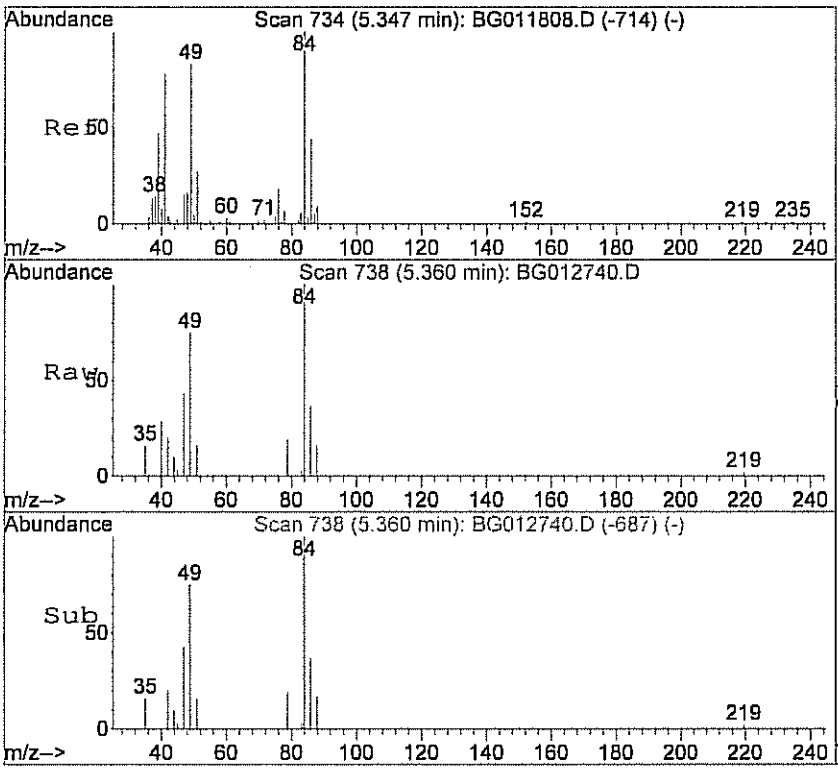

#16
Methylene chloride
Concen: 0.14 ppb
RT: 5.36 min Scan# 738
Delta R.T. 0.01 min
Lab File: BG012740.D
Acq: 28 Jan 2011 10:46 am

Tgt Ion: 84 Resp: 3499

Ion	Ratio	Lower	Upper
84	100		
49	79.7	82.7	122.7#
86	0.0	35.7	75.7#

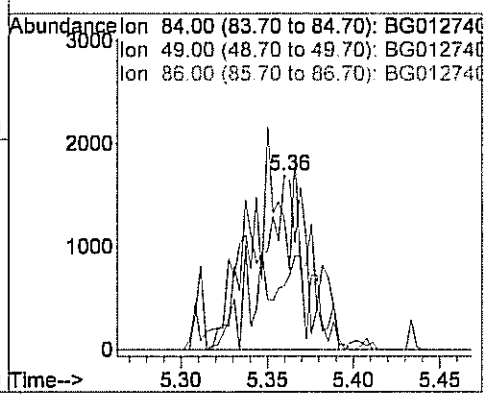

Centek Laboratories, LLC

Date: *24-Feb-11*

CLIENT:	Arcadis	**Client Sample ID:**	SS-VMP 3D
Lab Order:	C1101036	**Tag Number:**	93,263
Project:	Lockheed Martin NJ001014.0001	**Collection Date:**	1/25/2011
Lab ID:	C1101036-012A	**Matrix:**	

Analyses	Result	**Limit	Qual	Units	DF	Date Analyzed
FIELD PARAMETERS		FLD				Analyst:
Lab Vacuum In	-7			"Hg		1/26/2011
Lab Vacuum Out	-30			"Hg		1/26/2011
1UG/M3 BY METHOD TO15		TO-15				Analyst: LL
1,1,1-Trichloroethane	< 0.15	0.15		ppbV	1	1/27/2011 8:53:00 PM
1,1,2,2-Tetrachloroethane	< 0.15	0.15		ppbV	1	1/27/2011 8:53:00 PM
1,1,2-Trichloroethane	< 0.15	0.15		ppbV	1	1/27/2011 8:53:00 PM
1,1-Dichloroethane	< 0.15	0.15		ppbV	1	1/27/2011 8:53:00 PM
1,1-Dichloroethene	< 0.15	0.15		ppbV	1	1/27/2011 8:53:00 PM
1,2,4-Trichlorobenzene	< 0.15	0.15		ppbV	1	1/27/2011 8:53:00 PM
1,2,4-Trimethylbenzene	0.20	0.15		ppbV	1	1/27/2011 8:53:00 PM
1,2-Dibromoethane	< 0.15	0.15		ppbV	1	1/27/2011 8:53:00 PM
1,2-Dichlorobenzene	< 0.15	0.15		ppbV	1	1/27/2011 8:53:00 PM
1,2-Dichloroethane	< 0.15	0.15		ppbV	1	1/27/2011 8:53:00 PM
1,2-Dichloropropane	< 0.15	0.15		ppbV	1	1/27/2011 8:53:00 PM
1,3,5-Trimethylbenzene	< 0.15	0.15		ppbV	1	1/27/2011 8:53:00 PM
1,3-butadiene	< 0.15	0.15		ppbV	1	1/27/2011 8:53:00 PM
1,3-Dichlorobenzene	< 0.15	0.15		ppbV	1	1/27/2011 8:53:00 PM
1,4-Dichlorobenzene	0.12	0.15	J	ppbV	1	1/27/2011 8:53:00 PM
1,4-Dioxane	< 0.30	0.30		ppbV	1	1/27/2011 8:53:00 PM
2,2,4-trimethylpentane	< 0.15	0.15		ppbV	1	1/27/2011 8:53:00 PM
4-ethyltoluene	< 0.15	0.15		ppbV	1	1/27/2011 8:53:00 PM
Acetone	3.4	1.5		ppbV	5	1/29/2011 12:34:00 AM
Allyl chloride	< 0.15	0.15		ppbV	1	1/27/2011 8:53:00 PM
Benzene	0.29	0.15		ppbV	1	1/27/2011 8:53:00 PM
Benzyl chloride	< 0.15	0.15		ppbV	1	1/27/2011 8:53:00 PM
Bromodichloromethane	< 0.15	0.15		ppbV	1	1/27/2011 8:53:00 PM
Bromoform	< 0.15	0.15		ppbV	1	1/27/2011 8:53:00 PM
Bromomethane	< 0.15	0.15		ppbV	1	1/27/2011 8:53:00 PM
Carbon disulfide	< 0.15	0.15		ppbV	1	1/27/2011 8:53:00 PM
Carbon tetrachloride	0.050	0.15	J	ppbV	1	1/27/2011 8:53:00 PM
Chlorobenzene	< 0.15	0.15		ppbV	1	1/27/2011 8:53:00 PM
Chloroethane	< 0.15	0.15		ppbV	1	1/27/2011 8:53:00 PM
Chloroform	< 0.15	0.15		ppbV	1	1/27/2011 8:53:00 PM
Chloromethane	0.35	0.15		ppbV	1	1/27/2011 8:53:00 PM
cis-1,2-Dichloroethene	< 0.15	0.15		ppbV	1	1/27/2011 8:53:00 PM
cis-1,3-Dichloropropene	< 0.15	0.15		ppbV	1	1/27/2011 8:53:00 PM
Cyclohexane	< 0.15	0.15		ppbV	1	1/27/2011 8:53:00 PM
Dibromochloromethane	< 0.15	0.15		ppbV	1	1/27/2011 8:53:00 PM
Ethyl acetate	< 0.25	0.25		ppbV	1	1/27/2011 8:53:00 PM

Qualifiers:

**	Reporting Limit	.	Results reported are not blank corrected
B	Analyte detected in the associated Method Blank	E	Value above quantitation range
H	Holding times for preparation or analysis exceeded	J	Analyte detected at or below quantitation limits
JN	Non-routine analyte. Quantitation estimated.	ND	Not Detected at the Reporting Limit
S	Spike Recovery outside accepted recovery limits		

Centek Laboratories, LLC

Date: *24-Feb-11*

CLIENT:	Arcadis	**Client Sample ID:**	SS-VMP 3D
Lab Order:	C1101036	**Tag Number:**	93,263
Project:	Lockheed Martin NJ001014.0001	**Collection Date:**	1/25/2011
Lab ID:	C1101036-012A	**Matrix:**	

Analyses	Result	**Limit	Qual	Units	DF	Date Analyzed
1UG/M3 BY METHOD TO15		TO-15				Analyst: LL
Ethylbenzene	0.14	0.15	J	ppbV	1	1/27/2011 8:53:00 PM
Freon 11	0.23	0.15		ppbV	1	1/27/2011 8:53:00 PM
Freon 113	< 0.15	0.15		ppbV	1	1/27/2011 8:53:00 PM
Freon 114	< 0.15	0.15		ppbV	1	1/27/2011 8:53:00 PM
Freon 12	0.42	0.15		ppbV	1	1/27/2011 8:53:00 PM
Heptane	0.78	0.15		ppbV	1	1/27/2011 8:53:00 PM
Hexachloro-1,3-butadiene	< 0.15	0.15		ppbV	1	1/27/2011 8:53:00 PM
Hexane	0.27	0.15		ppbV	1	1/27/2011 8:53:00 PM
Isopropyl alcohol	22	3.0		ppbV	20	1/29/2011 1:08:00 AM
m&p-Xylene	0.27	0.30	J	ppbV	1	1/27/2011 8:53:00 PM
Methyl Butyl Ketone	< 0.30	0.30		ppbV	1	1/27/2011 8:53:00 PM
Methyl Ethyl Ketone	< 0.30	0.30		ppbV	1	1/27/2011 8:53:00 PM
Methyl Isobutyl Ketone	< 0.30	0.30		ppbV	1	1/27/2011 8:53:00 PM
Methyl tert-butyl ether	< 0.15	0.15		ppbV	1	1/27/2011 8:53:00 PM
Methylene chloride	7.8	0.75		ppbV	5	1/29/2011 12:34:00 AM
o-Xylene	0.11	0.15	J	ppbV	1	1/27/2011 8:53:00 PM
Propylene	< 0.15	0.15		ppbV	1	1/27/2011 8:53:00 PM
Styrene	0.62	0.15		ppbV	1	1/27/2011 8:53:00 PM
Tetrachloroethylene	< 0.15	0.15		ppbV	1	1/27/2011 8:53:00 PM
Tetrahydrofuran	< 0.15	0.15		ppbV	1	1/27/2011 8:53:00 PM
Toluene	0.84	0.15		ppbV	1	1/27/2011 8:53:00 PM
trans-1,2-Dichloroethene	< 0.15	0.15		ppbV	1	1/27/2011 8:53:00 PM
trans-1,3-Dichloropropene	< 0.15	0.15		ppbV	1	1/27/2011 8:53:00 PM
Trichloroethene	0.090	0.15	J	ppbV	1	1/27/2011 8:53:00 PM
Vinyl acetate	< 0.15	0.15		ppbV	1	1/27/2011 8:53:00 PM
Vinyl Bromide	< 0.15	0.15		ppbV	1	1/27/2011 8:53:00 PM
Vinyl chloride	< 0.15	0.15		ppbV	1	1/27/2011 8:53:00 PM
Surr: Bromofluorobenzene	81.0	70-130		%REC	1	1/27/2011 8:53:00 PM

Qualifiers:

**	Reporting Limit	.	Results reported are not blank corrected
B	Analyte detected in the associated Method Blank	E	Value above quantitation range
H	Holding times for preparation or analysis exceeded	J	Analyte detected at or below quantitation limits
JN	Non-routine analyte. Quantitation estimated.	ND	Not Detected at the Reporting Limit
S	Spike Recovery outside accepted recovery limits		

Centek Laboratories, LLC

Date: *24-Feb-11*

CLIENT:	Arcadis	**Client Sample ID:**	SS-VMP 3D
Lab Order:	C1101036	**Tag Number:**	93,263
Project:	Lockheed Martin NJ001014.0001	**Collection Date:**	1/25/2011
Lab ID:	C1101036-012A	**Matrix:**	

Analyses	Result	**Limit	Qual	Units	DF	Date Analyzed
1UG/M3 BY METHOD TO15		TO-15				Analyst: LL
1,1,1-Trichloroethane	< 0.83	0.83		ug/m3	1	1/27/2011 8:53:00 PM
1,1,2,2-Tetrachloroethane	< 1.0	1.0		ug/m3	1	1/27/2011 8:53:00 PM
1,1,2-Trichloroethane	< 0.83	0.83		ug/m3	1	1/27/2011 8:53:00 PM
1,1-Dichloroethane	< 0.62	0.62		ug/m3	1	1/27/2011 8:53:00 PM
1,1-Dichloroethene	< 0.60	0.60		ug/m3	1	1/27/2011 8:53:00 PM
1,2,4-Trichlorobenzene	< 1.1	1.1		ug/m3	1	1/27/2011 8:53:00 PM
1,2,4-Trimethylbenzene	1.0	0.75		ug/m3	1	1/27/2011 8:53:00 PM
1,2-Dibromoethane	< 1.2	1.2		ug/m3	1	1/27/2011 8:53:00 PM
1,2-Dichlorobenzene	< 0.92	0.92		ug/m3	1	1/27/2011 8:53:00 PM
1,2-Dichloroethane	< 0.62	0.62		ug/m3	1	1/27/2011 8:53:00 PM
1,2-Dichloropropane	< 0.70	0.70		ug/m3	1	1/27/2011 8:53:00 PM
1,3,5-Trimethylbenzene	< 0.75	0.75		ug/m3	1	1/27/2011 8:53:00 PM
1,3-butadiene	< 0.34	0.34		ug/m3	1	1/27/2011 8:53:00 PM
1,3-Dichlorobenzene	< 0.92	0.92		ug/m3	1	1/27/2011 8:53:00 PM
1,4-Dichlorobenzene	0.73	0.92	J	ug/m3	1	1/27/2011 8:53:00 PM
1,4-Dioxane	< 1.1	1.1		ug/m3	1	1/27/2011 8:53:00 PM
2,2,4-trimethylpentane	< 0.71	0.71		ug/m3	1	1/27/2011 8:53:00 PM
4-ethyltoluene	< 0.75	0.75		ug/m3	1	1/27/2011 8:53:00 PM
Acetone	8.2	3.6		ug/m3	5	1/29/2011 12:34:00 AM
Allyl chloride	< 0.48	0.48		ug/m3	1	1/27/2011 8:53:00 PM
Benzene	0.94	0.49		ug/m3	1	1/27/2011 8:53:00 PM
Benzyl chloride	< 0.88	0.88		ug/m3	1	1/27/2011 8:53:00 PM
Bromodichloromethane	< 1.0	1.0		ug/m3	1	1/27/2011 8:53:00 PM
Bromoform	< 1.6	1.6		ug/m3	1	1/27/2011 8:53:00 PM
Bromomethane	< 0.59	0.59		ug/m3	1	1/27/2011 8:53:00 PM
Carbon disulfide	< 0.47	0.47		ug/m3	1	1/27/2011 8:53:00 PM
Carbon tetrachloride	0.32	0.96	J	ug/m3	1	1/27/2011 8:53:00 PM
Chlorobenzene	< 0.70	0.70		ug/m3	1	1/27/2011 8:53:00 PM
Chloroethane	< 0.40	0.40		ug/m3	1	1/27/2011 8:53:00 PM
Chloroform	< 0.74	0.74		ug/m3	1	1/27/2011 8:53:00 PM
Chloromethane	0.73	0.31		ug/m3	1	1/27/2011 8:53:00 PM
cis-1,2-Dichloroethene	< 0.60	0.60		ug/m3	1	1/27/2011 8:53:00 PM
cis-1,3-Dichloropropene	< 0.69	0.69		ug/m3	1	1/27/2011 8:53:00 PM
Cyclohexane	< 0.52	0.52		ug/m3	1	1/27/2011 8:53:00 PM
Dibromochloromethane	< 1.3	1.3		ug/m3	1	1/27/2011 8:53:00 PM
Ethyl acetate	< 0.92	0.92		ug/m3	1	1/27/2011 8:53:00 PM
Ethylbenzene	0.62	0.66	J	ug/m3	1	1/27/2011 8:53:00 PM
Freon 11	1.3	0.86		ug/m3	1	1/27/2011 8:53:00 PM
Freon 113	< 1.2	1.2		ug/m3	1	1/27/2011 8:53:00 PM
Freon 114	< 1.1	1.1		ug/m3	1	1/27/2011 8:53:00 PM

Qualifiers:

**	Reporting Limit	.	Results reported are not blank corrected
B	Analyte detected in the associated Method Blank	E	Value above quantitation range
H	Holding times for preparation or analysis exceeded	J	Analyte detected at or below quantitation limits
JN	Non-routine analyte. Quantitation estimated.	ND	Not Detected at the Reporting Limit
S	Spike Recovery outside accepted recovery limits		

Centek Laboratories, LLC

Date: *24-Feb-11*

CLIENT:	Arcadis	**Client Sample ID:**	SS-VMP 3D
Lab Order:	C1101036	**Tag Number:**	93,263
Project:	Lockheed Martin NJ001014.0001	**Collection Date:**	1/25/2011
Lab ID:	C1101036-012A	**Matrix:**	

Analyses	Result	**Limit	Qual	Units	DF	Date Analyzed
1UG/M3 BY METHOD TO15		TO-15				Analyst: LL
Freon 12	2.1	0.75		ug/m3	1	1/27/2011 8:53:00 PM
Heptane	3.2	0.62		ug/m3	1	1/27/2011 8:53:00 PM
Hexachloro-1,3-butadiene	< 1.6	1.6		ug/m3	1	1/27/2011 8:53:00 PM
Hexane	0.97	0.54		ug/m3	1	1/27/2011 8:53:00 PM
Isopropyl alcohol	55	7.5		ug/m3	20	1/29/2011 1:08:00 AM
m&p-Xylene	1.2	1.3	J	ug/m3	1	1/27/2011 8:53:00 PM
Methyl Butyl Ketone	< 1.2	1.2		ug/m3	1	1/27/2011 8:53:00 PM
Methyl Ethyl Ketone	< 0.90	0.90		ug/m3	1	1/27/2011 8:53:00 PM
Methyl Isobutyl Ketone	< 1.2	1.2		ug/m3	1	1/27/2011 8:53:00 PM
Methyl tert-butyl ether	< 0.55	0.55		ug/m3	1	1/27/2011 8:53:00 PM
Methylene chloride	28	2.6		ug/m3	5	1/29/2011 12:34:00 AM
o-Xylene	0.49	0.66	J	ug/m3	1	1/27/2011 8:53:00 PM
Propylene	< 0.26	0.26		ug/m3	1	1/27/2011 8:53:00 PM
Styrene	2.7	0.65		ug/m3	1	1/27/2011 8:53:00 PM
Tetrachloroethylene	< 1.0	1.0		ug/m3	1	1/27/2011 8:53:00 PM
Tetrahydrofuran	< 0.45	0.45		ug/m3	1	1/27/2011 8:53:00 PM
Toluene	3.2	0.57		ug/m3	1	1/27/2011 8:53:00 PM
trans-1,2-Dichloroethene	< 0.60	0.60		ug/m3	1	1/27/2011 8:53:00 PM
trans-1,3-Dichloropropene	< 0.69	0.69		ug/m3	1	1/27/2011 8:53:00 PM
Trichloroethene	0.49	0.82	J	ug/m3	1	1/27/2011 8:53:00 PM
Vinyl acetate	< 0.54	0.54		ug/m3	1	1/27/2011 8:53:00 PM
Vinyl Bromide	< 0.67	0.67		ug/m3	1	1/27/2011 8:53:00 PM
Vinyl chloride	< 0.39	0.39		ug/m3	1	1/27/2011 8:53:00 PM

Qualifiers:

**	Reporting Limit	.	Results reported are not blank corrected
B	Analyte detected in the associated Method Blank	E	Value above quantitation range
H	Holding times for preparation or analysis exceeded	J	Analyte detected at or below quantitation limits
JN	Non-routine analyte. Quantitation estimated.	ND	Not Detected at the Reporting Limit
S	Spike Recovery outside accepted recovery limits		

Quantitation Report (QT Reviewed)

Data File : C:\MSDCHEM\1\DATA\BG012715.D Vial: 47
Acq On : 27 Jan 2011 8:53 pm Operator: LL
Sample : C1101036-012A Inst : MSD #2
Misc : 1ugm3 & 0.25TCE,CT,VNCL Sample Multiplr: 1.00
MS Integration Params: RTEINT.P
Quant Time: Jan 28 13:12:23 2011 Quant Results File: B118_1UG.RES

Quant Method : C:\MSDCHEM\1\METHODS\B118_1UG.M (RTE Integrator)
Title : TO-15 VOA Standards for 5 point calibration
Last Update : Wed Jan 26 14:01:48 2011
Response via : Initial Calibration
DataAcq Meth : B118_1UG

Internal Standards	R.T.	QIon	Response	Conc	Units		Dev(Min)
1) Bromochloromethane	7.87	128	15569	1.00	ppb		0.00
30) 1,4-difluorobenzene	10.19	114	55623	1.00	ppb		0.01
44) Chlorobenzene-d5	14.97	117	45337	1.00	ppb		0.00
System Monitoring Compounds							
57) Bromofluorobenzene	16.52	95	19765	0.81	ppb		0.00
Spiked Amount 1.000	Range 70 - 130		Recovery = 81.00%				
Target Compounds							Qvalue
3) Freon 12	3.13	85	39654	0.42	ppb		97
4) Chloromethane	3.28	50	12141	0.35	ppb		87
11) Freon 11	4.33	101	21395	0.23	ppb		98
12) Acetone	4.65	58	30185m	2.89	ppb		
13) Isopropyl alcohol	4.67	45	476794m	25.14	ppb		
16) Methylene chloride	5.35	84	212664	8.89	ppb		84
25) Hexane	7.07	41	7537	0.27	ppb	#	59
33) Carbon tetrachloride	9.43	117	5978m	0.05	ppb		
34) Benzene	9.41	78	22951	0.29	ppb		80
37) Heptane	10.75	43	23065	0.78	ppb		92
38) Trichloroethene	10.88	130	4528m	0.09	ppb		
45) Toluene	13.07	92	28050	0.84	ppb	#	83
52) Ethylbenzene	15.28	91	7391m	0.14	ppb		
53) m&p-xylene	15.44	91	13133m	0.27	ppb		
54) Styrene	15.87	104	18522m	0.62	ppb		
56) o-xylene	15.89	91	5550	0.11	ppb		80
61) 1,2,4-trimethylbenzene	17.53	105	6132	0.20	ppb	#	64
64) 1,4-dichlorobenzene	17.90	146	4247	0.12	ppb		95

(#) = qualifier out of range (m) = manual integration (+) = signals summed

Quantitation Report (QT Reviewed)

Data File : C:\MSDCHEM\1\DATA\BG012715.D Vial: 47
Acq On : 27 Jan 2011 8:53 pm Operator: LL
Sample : C1101036-012A Inst : MSD #2
Misc : 1ugm3 & 0.25TCE,CT,VNCL Sample Multiplr: 1.00
MS Integration Params: RTEINT.P
Quant Time: Jan 28 13:19 2011 Quant Results File: B118_1UG.RES

Method : C:\MSDCHEM\1\METHODS\B118_1UG.M (RTE Integrator)
Title : TO-15 VOA Standards for 5 point calibration
Last Update : Tue Feb 01 16:05:43 2011
Response via : Initial Calibration

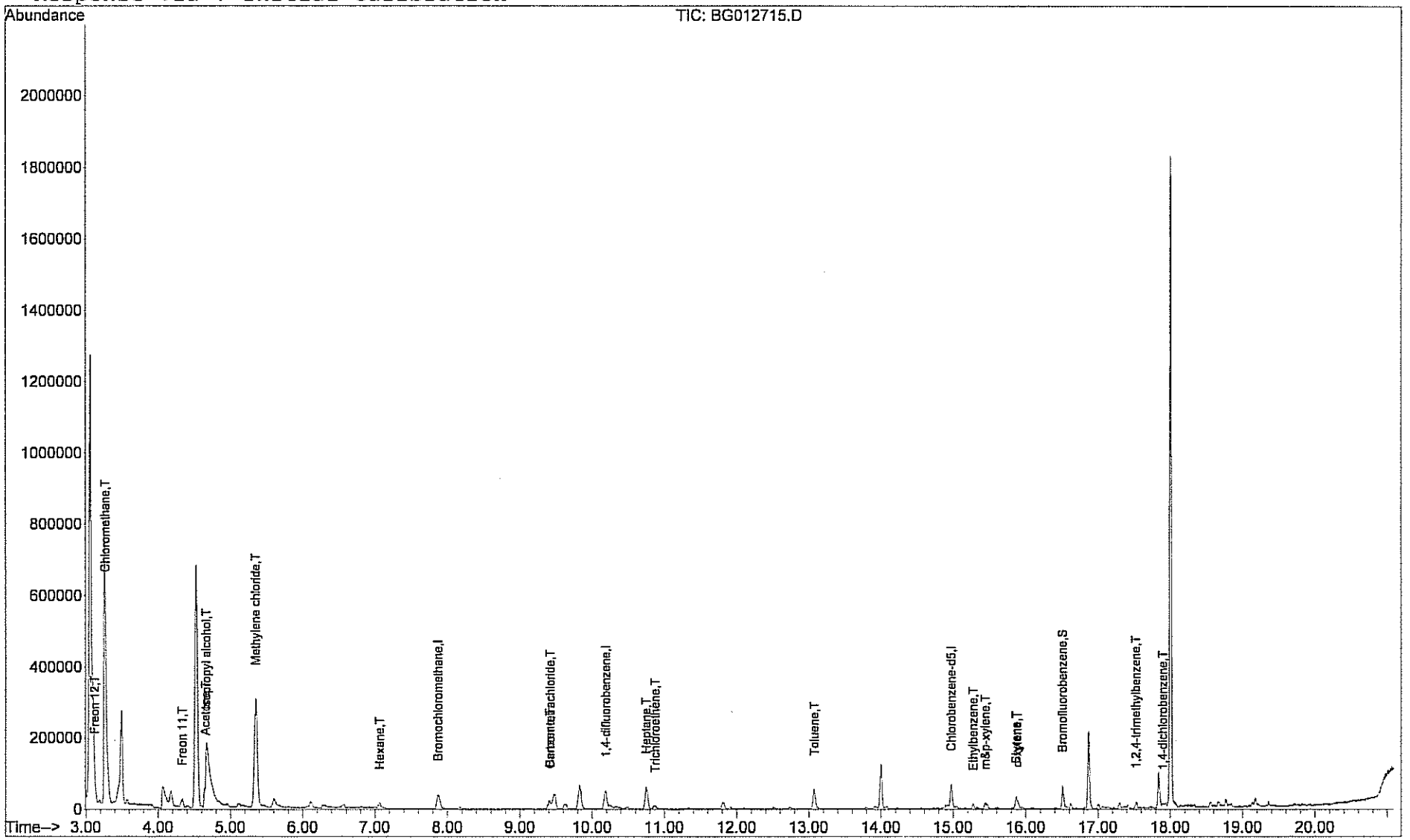

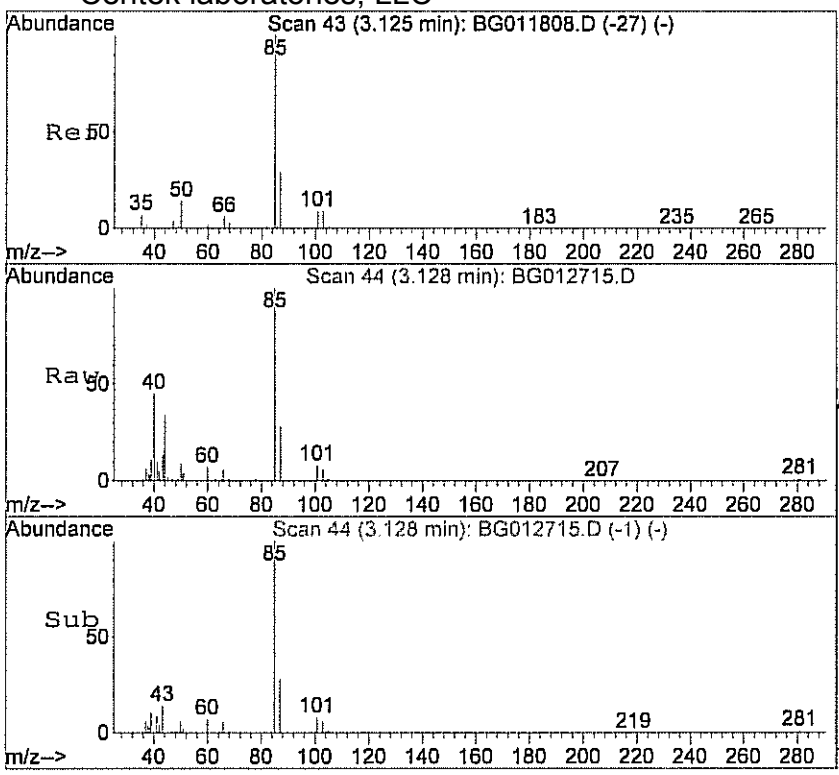

#3
Freon 12
Concen: 0.42 ppb
RT: 3.13 min Scan# 44
Delta R.T. 0.00 min
Lab File: BG012715.D
Acq: 27 Jan 2011 8:53 pm

Tgt Ion: 85 Resp: 39654

Ion	Ratio	Lower	Upper
85	100		
87	32.2	14.1	54.1

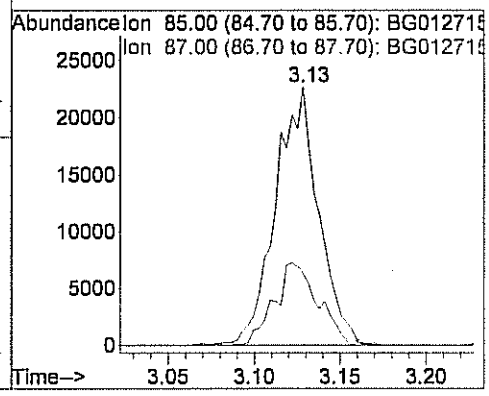

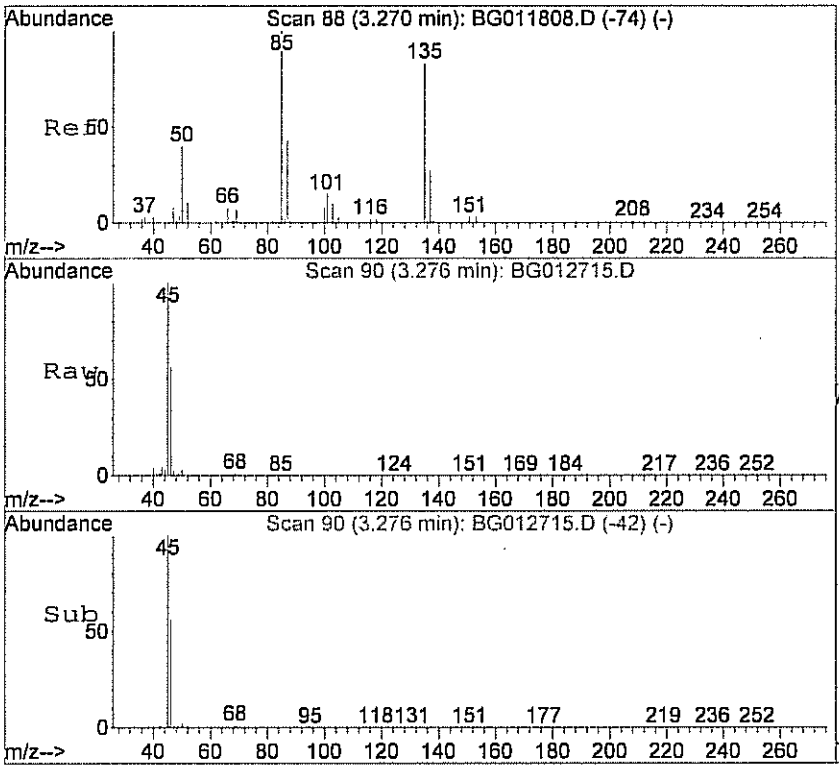

#4
Chloromethane
Concen: 0.35 ppb
RT: 3.28 min Scan# 90
Delta R.T. 0.00 min
Lab File: BG012715.D
Acq: 27 Jan 2011 8:53 pm

Tgt Ion: 50 Resp: 12141

Ion	Ratio	Lower	Upper
50	100		
52	22.3	0.0	36.8

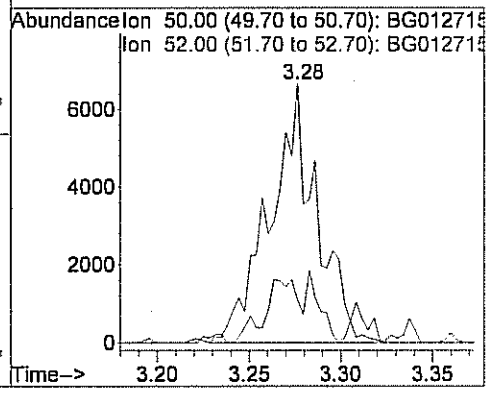



#11
Freon 11
Concen: 0.23 ppb
RT: 4.33 min Scan# 419
Delta R.T. 0.00 min
Lab File: BG012715.D
Acq: 27 Jan 2011 8:53 pm

Tgt Ion:101 Resp: 21395

Ion	Ratio	Lower	Upper
101	100		
103	70.3	49.2	89.2
105	11.9	0.0	27.9

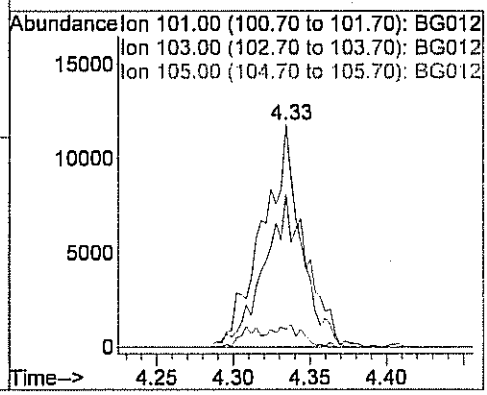

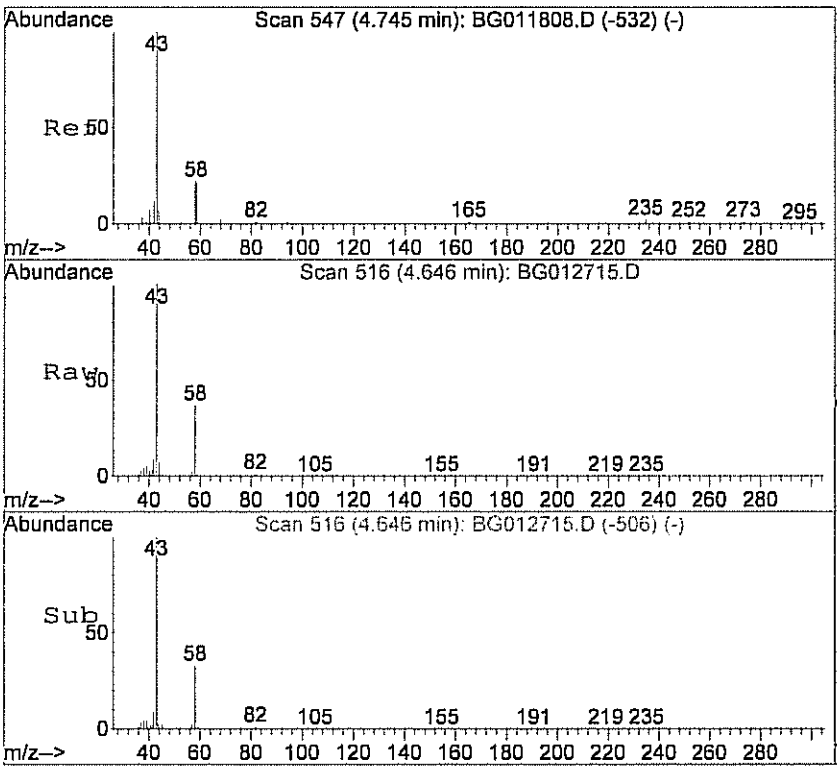

#12
Acetone
Concen: 2.89 ppb m
RT: 4.65 min Scan# 516
Delta R.T. -0.12 min
Lab File: BG012715.D
Acq: 27 Jan 2011 8:53 pm

Tgt Ion: 58 Resp: 30185

Ion	Ratio	Lower	Upper
58	100		
43	0.0	148.4	208.4#

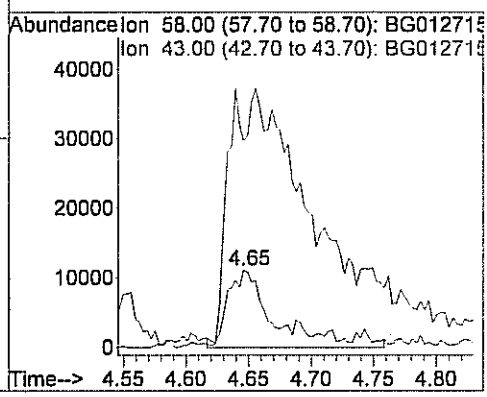

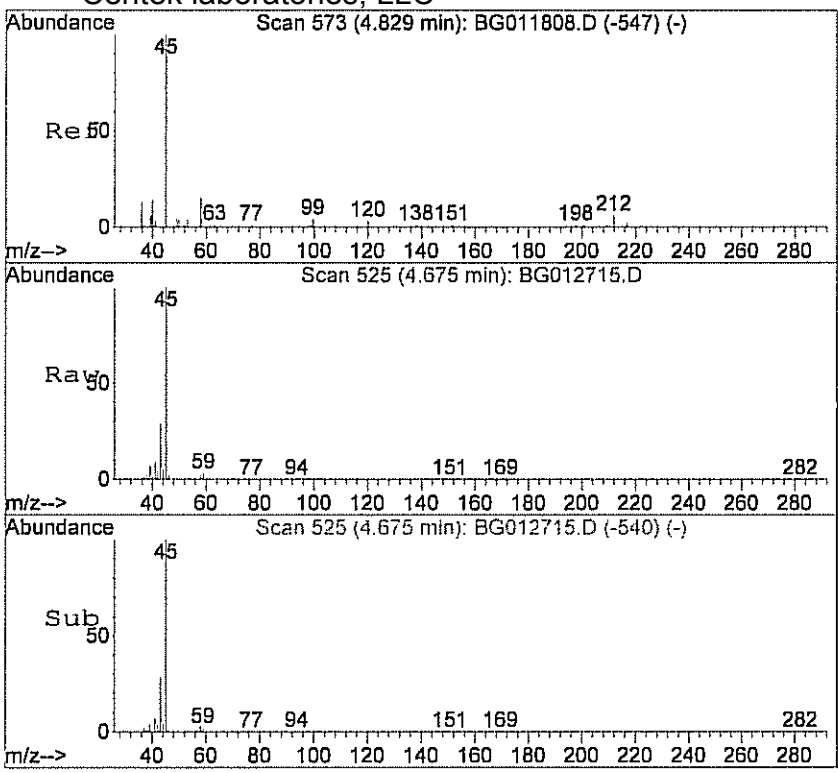

#13
Isopropyl alcohol
Concen: 25.14 ppb m
RT: 4.67 min Scan# 525
Delta R.T. -0.20 min
Lab File: BG012715.D
Acq: 27 Jan 2011 8:53 pm

Tgt Ion: 45 Resp: 476794

Ion	Ratio	Lower	Upper
45	100		
43	0.0	6.2	46.2#

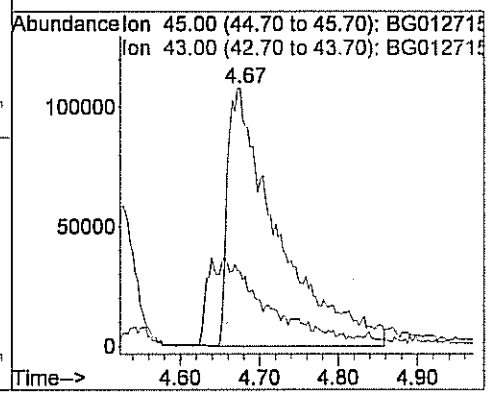

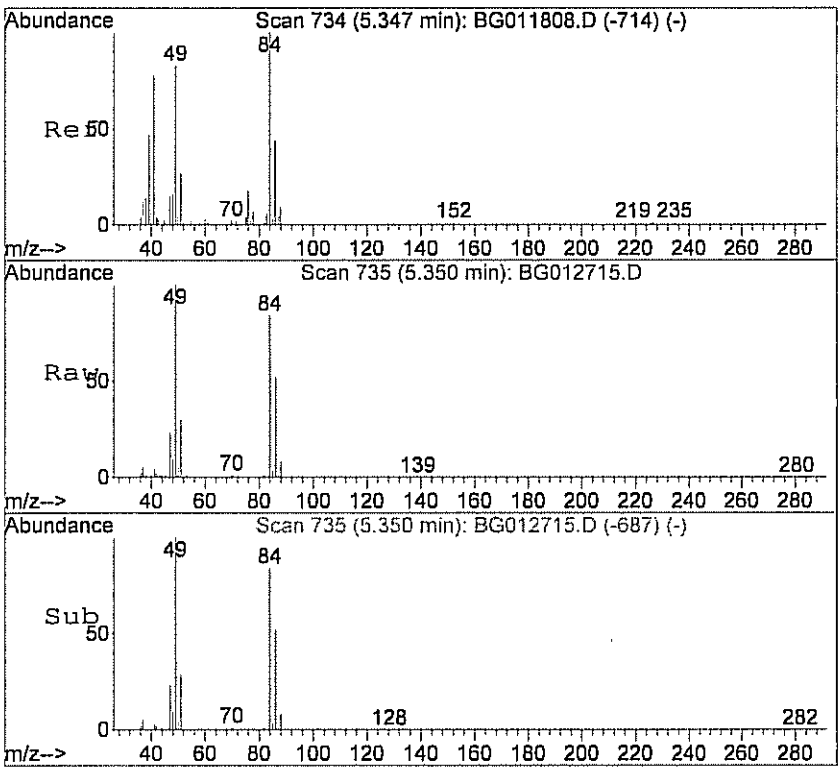

#16
Methylene chloride
Concen: 8.89 ppb
RT: 5.35 min Scan# 735
Delta R.T. 0.00 min
Lab File: BG012715.D
Acq: 27 Jan 2011 8:53 pm

Tgt Ion: 84 Resp: 212664

Ion	Ratio	Lower	Upper
84	100		
49	120.9	82.7	122.7
86	64.7	35.7	75.7

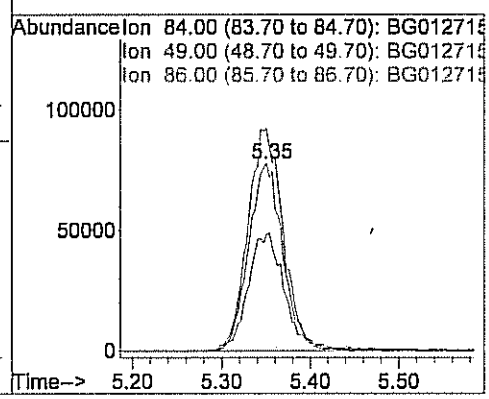

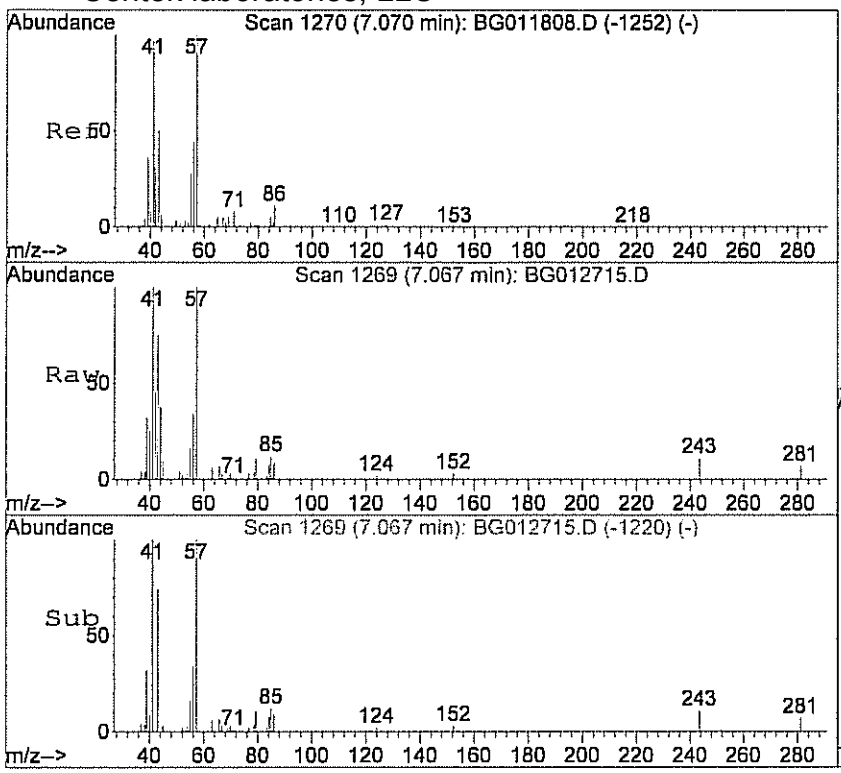

#25
Hexane
Concen: 0.27 ppb
RT: 7.07 min Scan# 1269
Delta R.T. 0.01 min
Lab File: BG012715.D
Acq: 27 Jan 2011 8:53 pm

Tgt Ion: 41 Resp: 7537

Ion	Ratio	Lower	Upper
41	100		
57	89.0	67.3	107.3
43	120.1	22.9	62.9#

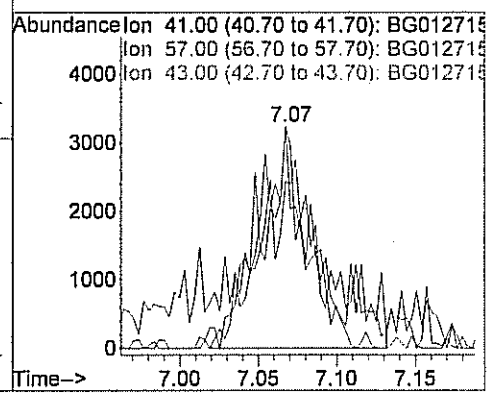

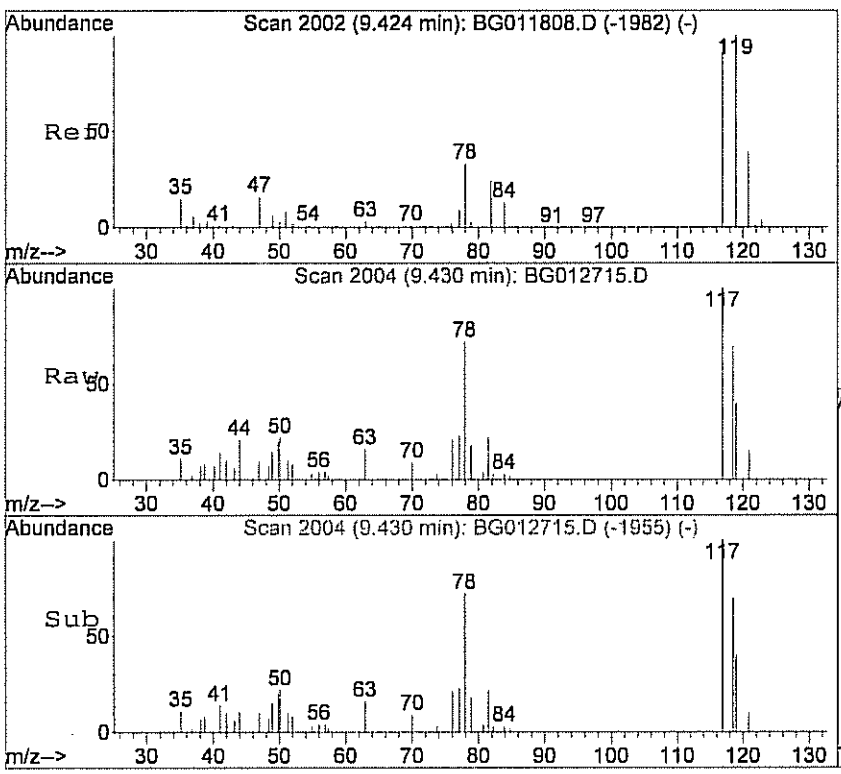

#33
Carbon tetrachloride
Concen: 0.05 ppb m
RT: 9.43 min Scan# 2004
Delta R.T. 0.01 min
Lab File: BG012715.D
Acq: 27 Jan 2011 8:53 pm

Tgt Ion:117 Resp: 5978

Ion	Ratio	Lower	Upper
117	100		
119	4.1	64.1	104.1#

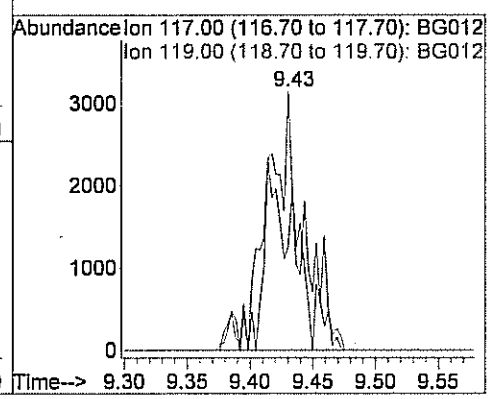

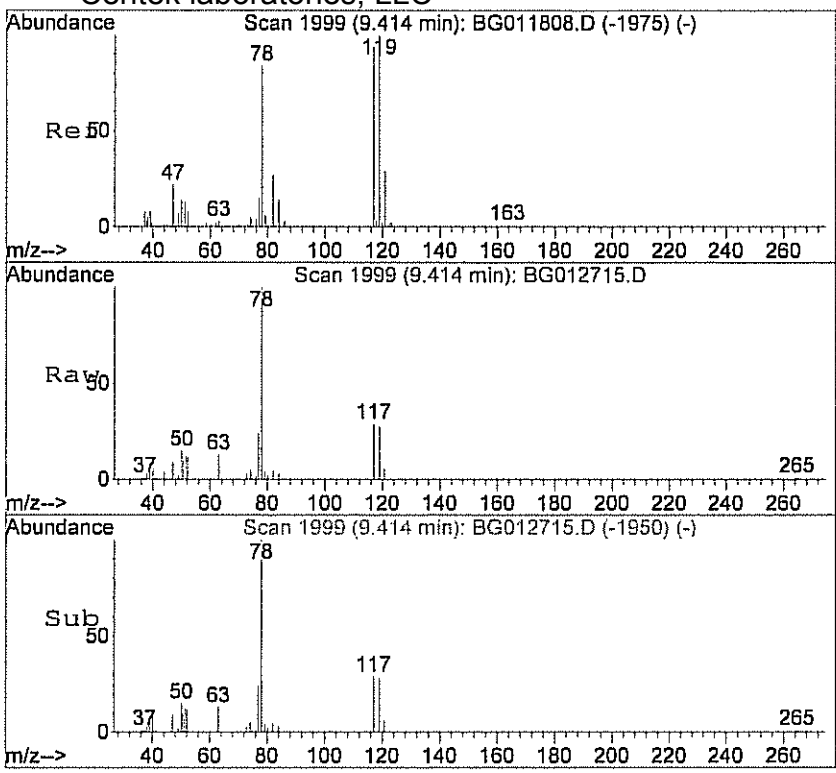

#34
Benzene
Concen: 0.29 ppb
RT: 9.41 min Scan# 1999
Delta R.T. 0.01 min
Lab File: BG012715.D
Acq: 27 Jan 2011 8:53 pm

Tgt Ion: 78 Resp: 22951

Ion	Ratio	Lower	Upper
78	100		
77	7.0	2.4	42.4
51	16.2	0.0	38.9

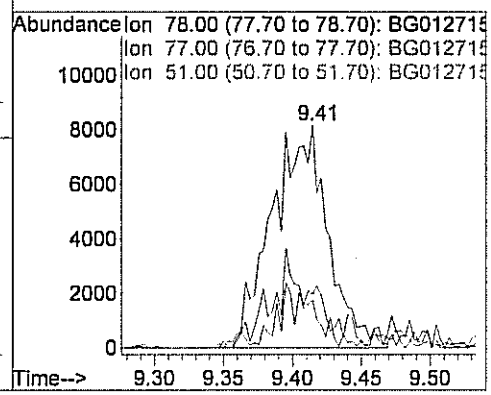

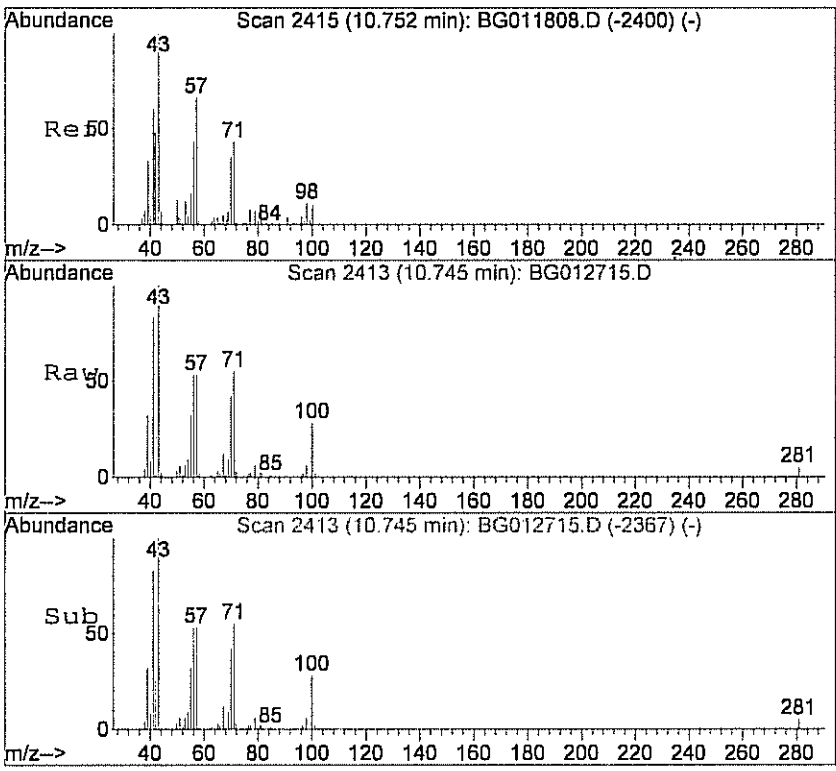

#37
Heptane
Concen: 0.78 ppb
RT: 10.75 min Scan# 2413
Delta R.T. -0.00 min
Lab File: BG012715.D
Acq: 27 Jan 2011 8:53 pm

Tgt Ion: 43 Resp: 23065

Ion	Ratio	Lower	Upper
43	100		
57	59.2	40.1	80.1
71	50.6	41.4	81.4

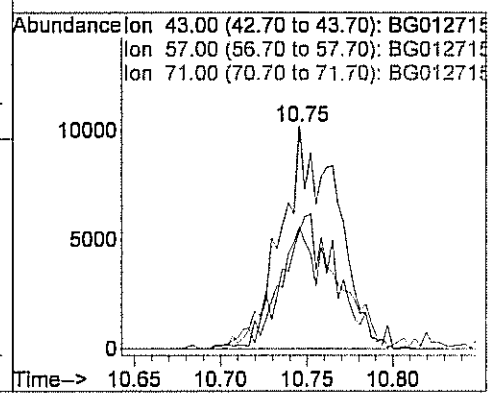

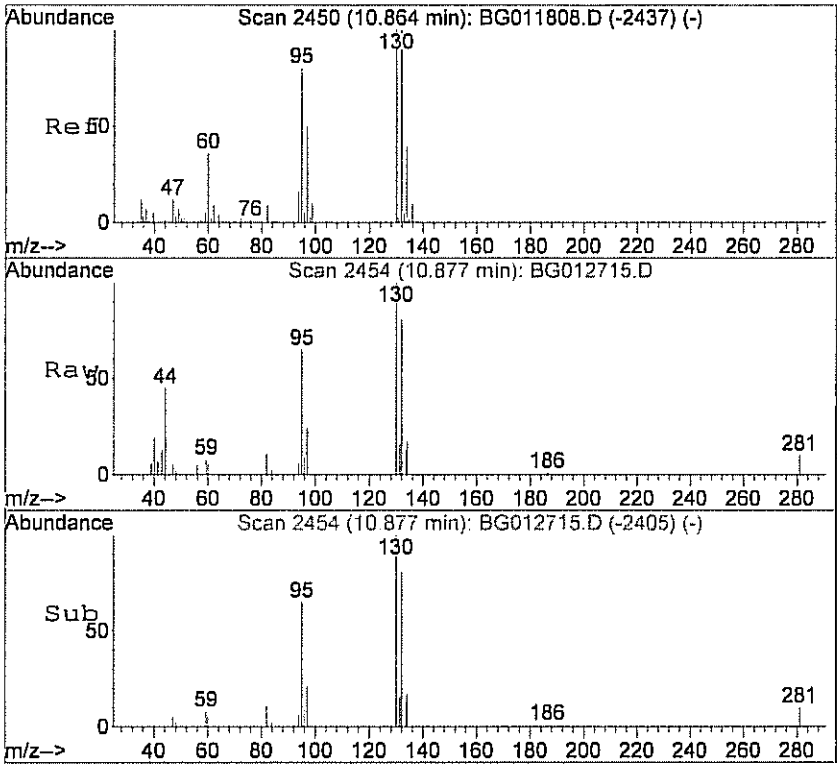

#38
Trichloroethene
Concen: 0.09 ppb m
RT: 10.88 min Scan# 2454
Delta R.T. 0.01 min
Lab File: BG012715.D
Acq: 27 Jan 2011 8:53 pm

Tgt Ion:130 Resp: 4528

Ion	Ratio	Lower	Upper
130	100		
132	0.0	63.9	103.9#
95	44.7	53.8	93.8#

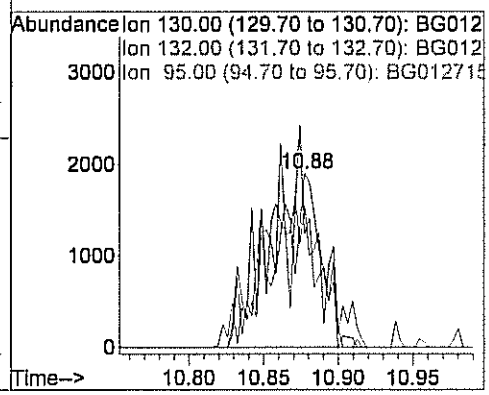

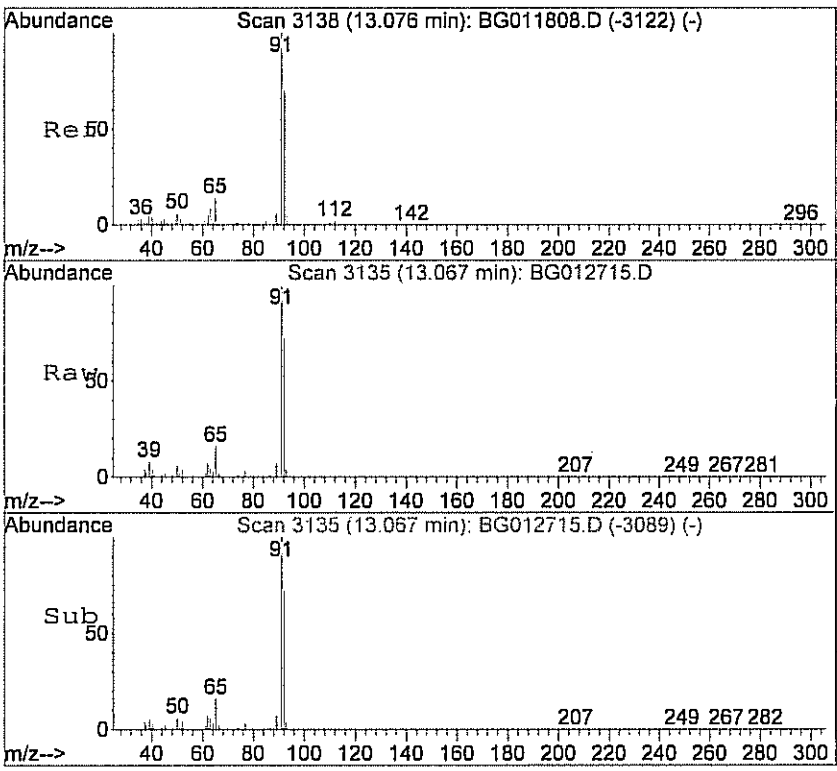

#45
Toluene
Concen: 0.84 ppb
RT: 13.07 min Scan# 3135
Delta R.T. -0.00 min
Lab File: BG012715.D
Acq: 27 Jan 2011 8:53 pm

Tgt Ion: 92 Resp: 28050

Ion	Ratio	Lower	Upper
92	100		
91	162.3	121.5	161.5#

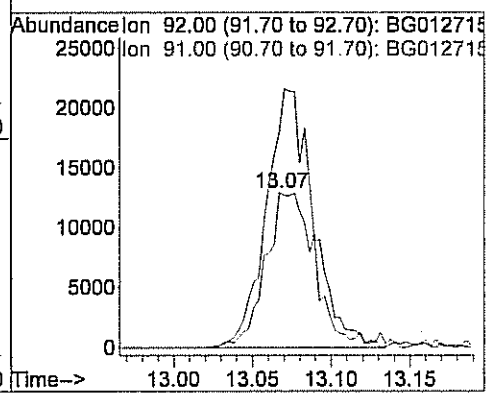

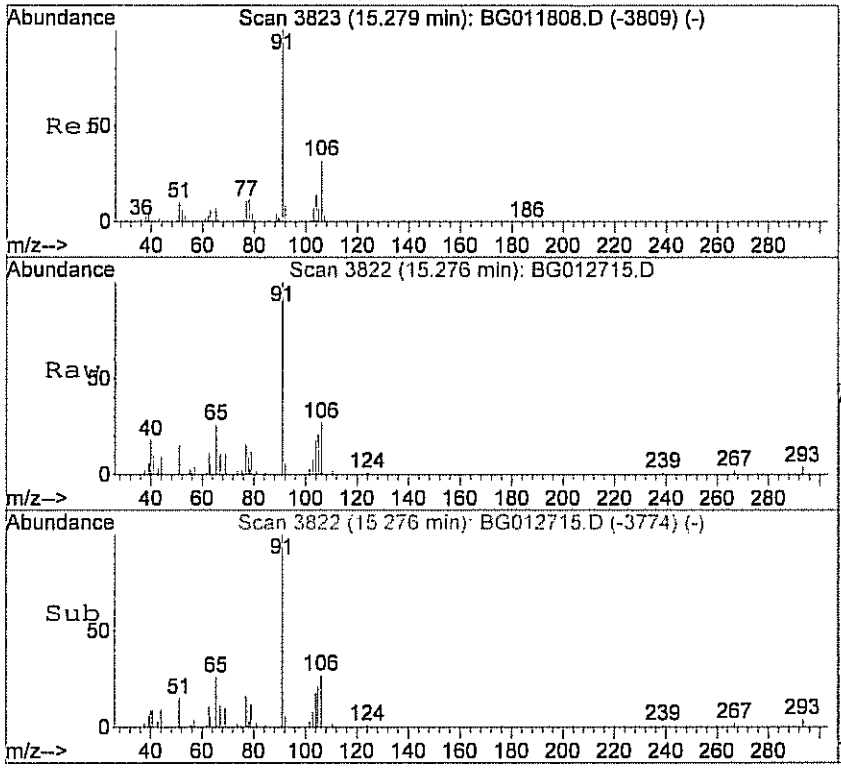

#52
Ethylbenzene
Concen: 0.14 ppb m
RT: 15.28 min Scan# 3822
Delta R.T. 0.00 min
Lab File: BG012715.D
Acq: 27 Jan 2011 8:53 pm

Tgt Ion: 91 Resp: 7391

Ion	Ratio	Lower	Upper
91	100		
106	32.7	21.0	61.0

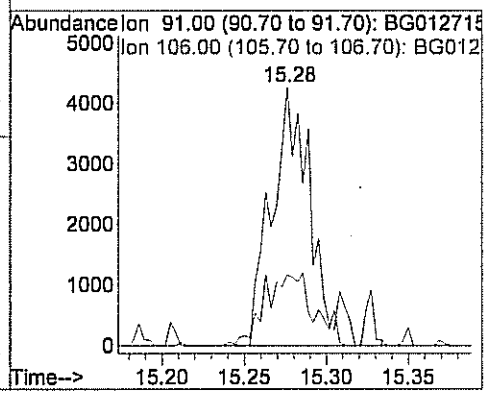

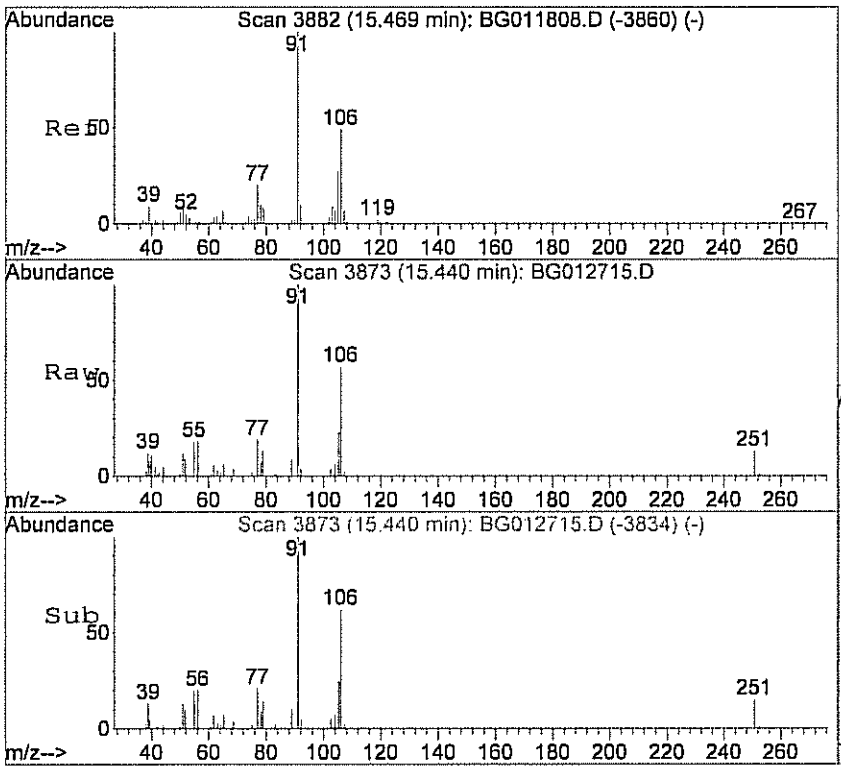

#53
m&p-xylene
Concen: 0.27 ppb m
RT: 15.44 min Scan# 3873
Delta R.T. -0.03 min
Lab File: BG012715.D
Acq: 27 Jan 2011 8:53 pm

Tgt Ion: 91 Resp: 13133

Ion	Ratio	Lower	Upper
91	100		
106	58.2	34.5	74.5

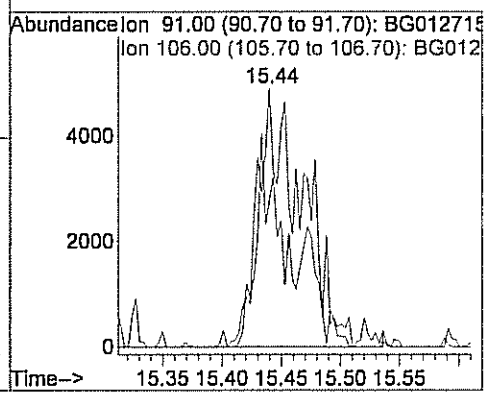

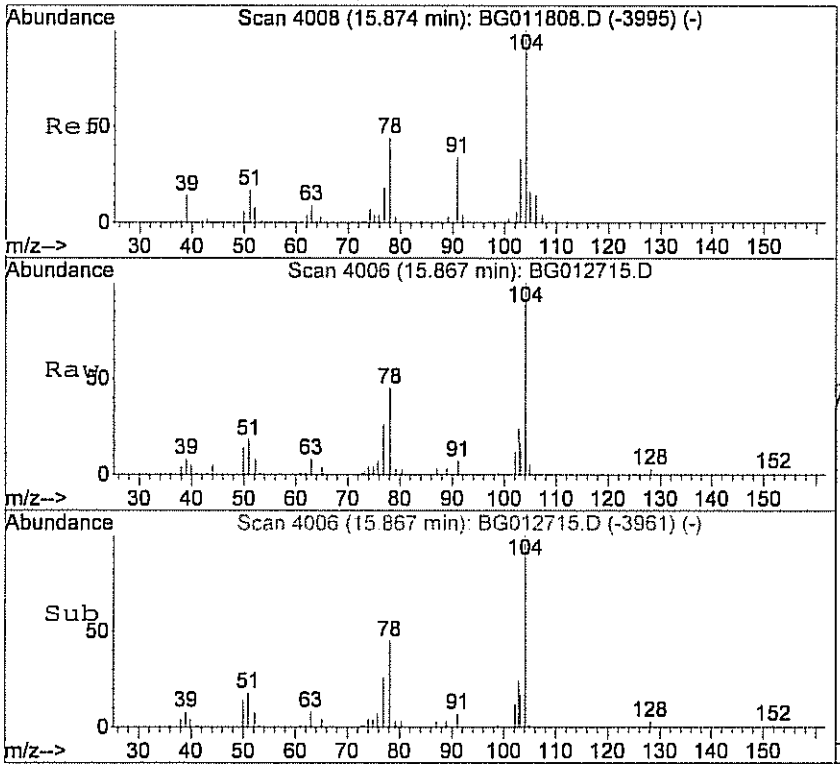

#54
Styrene
Concen: 0.62 ppb m
RT: 15.87 min Scan# 4006
Delta R.T. -0.01 min
Lab File: BG012715.D
Acq: 27 Jan 2011 8:53 pm

Tgt Ion:104 Resp: 18522

Ion	Ratio	Lower	Upper
104	100		
78	44.5	13.1	53.1

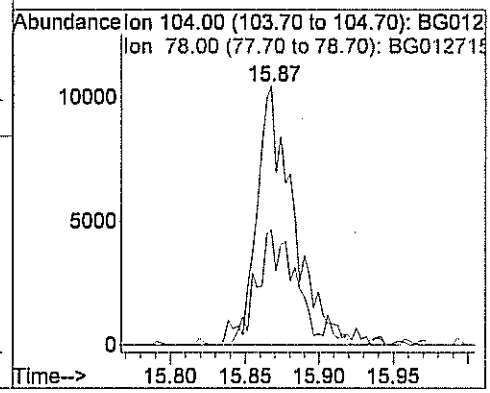

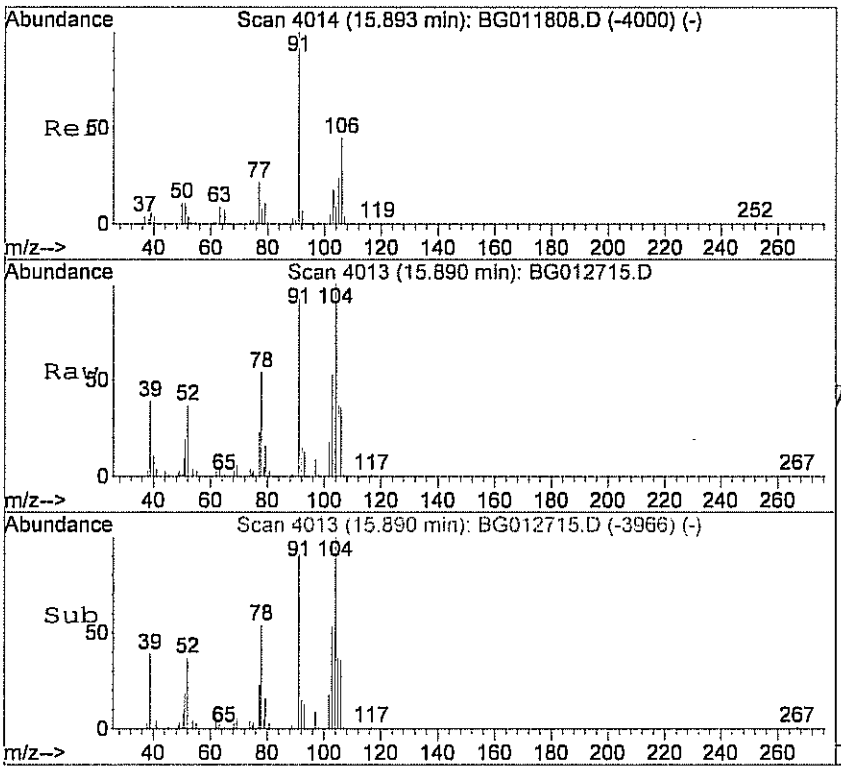

#56
o-xylene
Concen: 0.11 ppb
RT: 15.89 min Scan# 4013
Delta R.T. 0.00 min
Lab File: BG012715.D
Acq: 27 Jan 2011 8:53 pm

Tgt Ion: 91 Resp: 5550

Ion	Ratio	Lower	Upper
91	100		
106	37.0	30.8	70.8

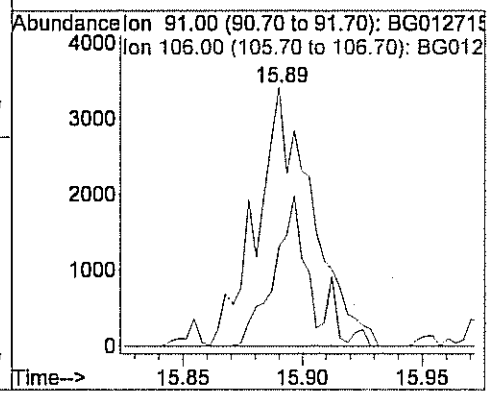

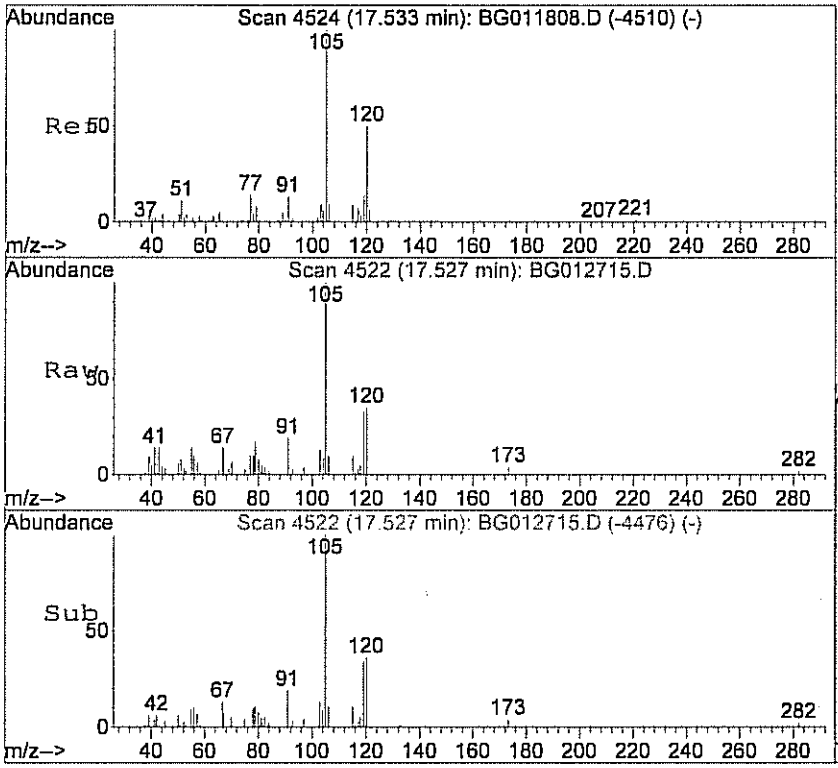

#61
1,2,4-trimethylbenzene
Concen: 0.20 ppb
RT: 17.53 min Scan# 4522
Delta R.T. -0.00 min
Lab File: BG012715.D
Acq: 27 Jan 2011 8:53 pm

Tgt Ion:105 Resp: 6132

Ion	Ratio	Lower	Upper
105	100		
120	41.8	52.0	92.0#

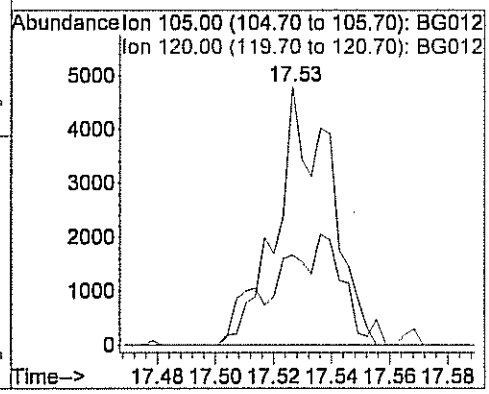

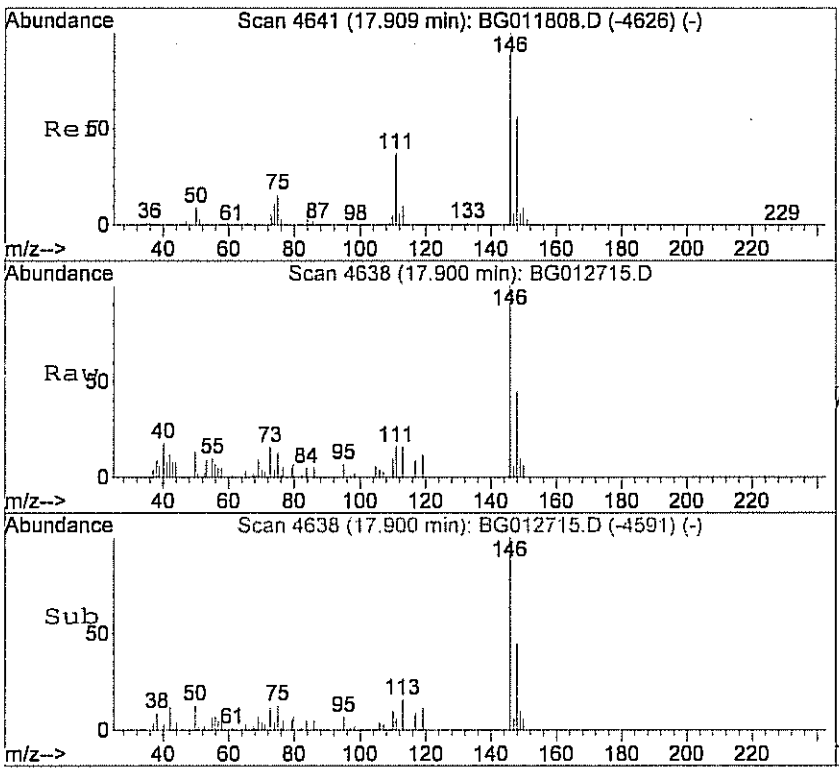

#64
1,4-dichlorobenzene
Concen: 0.12 ppb
RT: 17.90 min Scan# 4638
Delta R.T. 0.00 min
Lab File: BG012715.D
Acq: 27 Jan 2011 8:53 pm

Tgt Ion:146 Resp: 4247

Ion	Ratio	Lower	Upper
146	100		
148	52.9	35.1	75.1
111	36.9	12.4	52.4

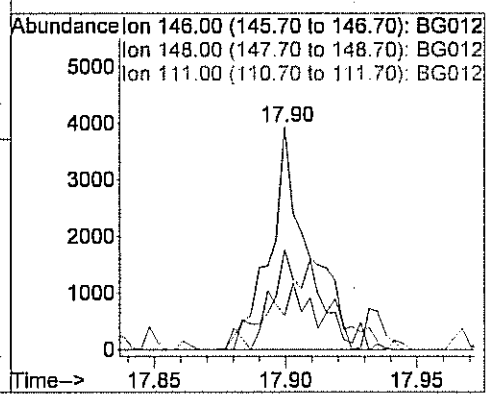

Quantitation Report (QT Reviewed)

Data File : C:\MSDCHEM\1\DATA\BG012822.D Vial: 47
Acq On : 29 Jan 2011 12:34 am Operator: LL
Sample : C1101036-012A 5X Inst : MSD #2
Misc : 1ugm3 & 0.25TCE,CT,VNCL Sample Multiplr: 1.00
MS Integration Params: RTEINT.P
Quant Time: Feb 01 16:01:54 2011 Quant Results File: B118_1UG.RES

Quant Method : C:\MSDCHEM\1\METHODS\B118_1UG.M (RTE Integrator)
Title : TO-15 VOA Standards for 5 point calibration
Last Update : Wed Jan 26 14:01:48 2011
Response via : Initial Calibration
DataAcq Meth : B118_1UG

Internal Standards	R.T.	QIon	Response	Conc	Units		Dev(Min)
1) Bromochloromethane	7.88	128	16111	1.00	ppb		0.00
30) 1,4-difluorobenzene	10.18	114	37968	1.00	ppb		0.00
44) Chlorobenzene-d5	14.98	117	38214	1.00	ppb		0.00
System Monitoring Compounds							
57) Bromofluorobenzene	16.51	95	18487	0.90	ppb		-0.01
Spiked Amount 1.000	Range 70 - 130		Recovery = 90.00%				
Target Compounds							Qvalue
12) Acetone	4.74	58	7395 p.t.	0.68	ppb	#	1
13) Isopropyl alcohol	4.76	45	73587m	3.75	ppb		
16) Methylene chloride	5.35	84	38859	1.57	ppb	#	80
37) Heptane	10.76	43	2798	0.14	ppb	#	81
45) Toluene	13.07	92	4746	0.17	ppb		97
54) Styrene	15.87	104	2637	0.10	ppb		66

(#) = qualifier out of range (m) = manual integration (+) = signals summed

Quantitation Report (QT Reviewed)

Data File : C:\MSDCHEM\1\DATA\BG012822.D Vial: 47
Acq On : 29 Jan 2011 12:34 am Operator: LL
Sample : C1101036-012A 5X Inst : MSD #2
Misc : 1ugm3 & 0.25TCE,CT,VNCL Sample Multiplr: 1.00
MS Integration Params: RTEINT.P
Quant Time: Feb 1 16:04 2011 Quant Results File: B118_1UG.RES

Method : C:\MSDCHEM\1\METHODS\B118_1UG.M (RTE Integrator)
Title : TO-15 VOA Standards for 5 point calibration
Last Update : Tue Feb 01 16:05:43 2011
Response via : Initial Calibration

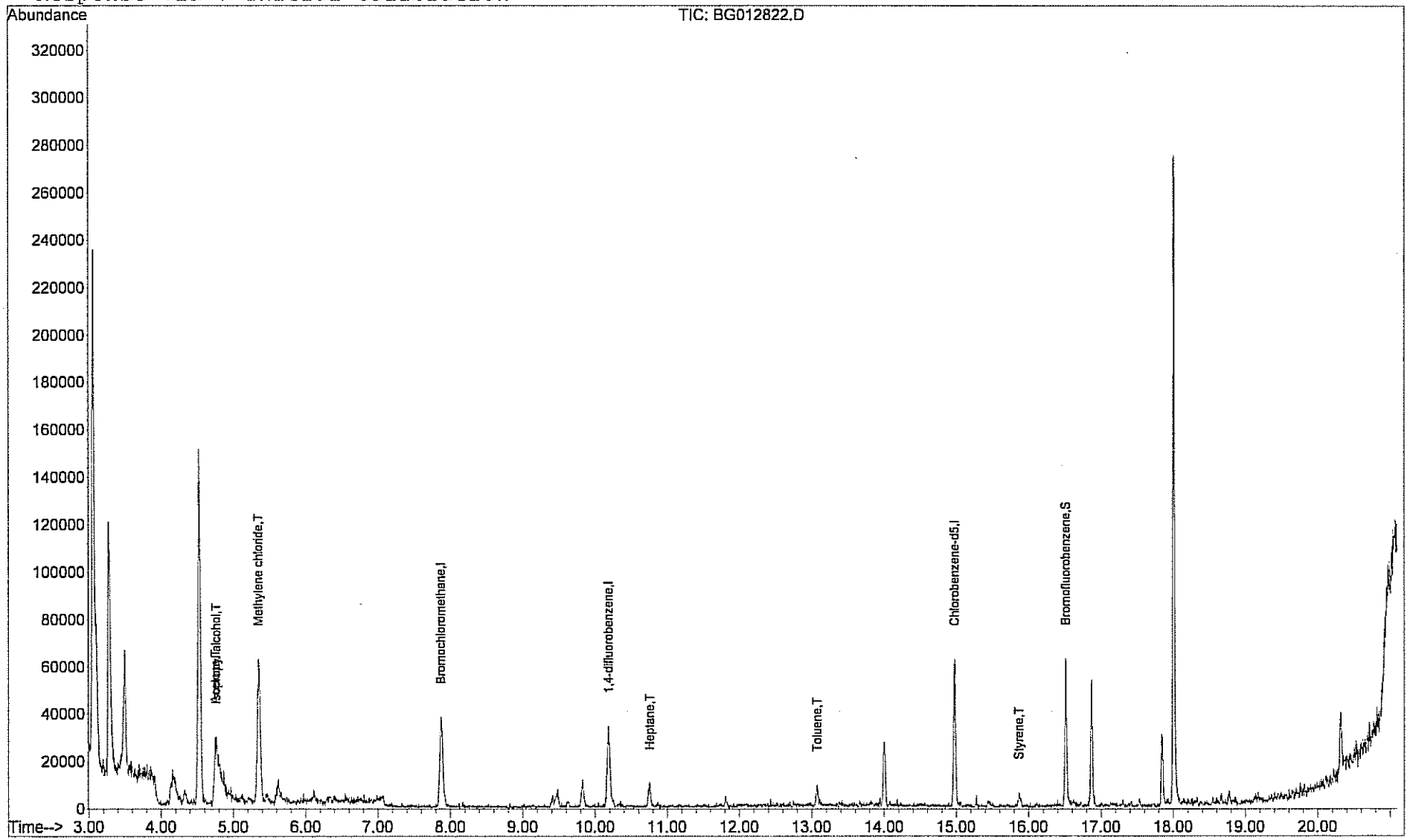

Centek laboratories, LLC

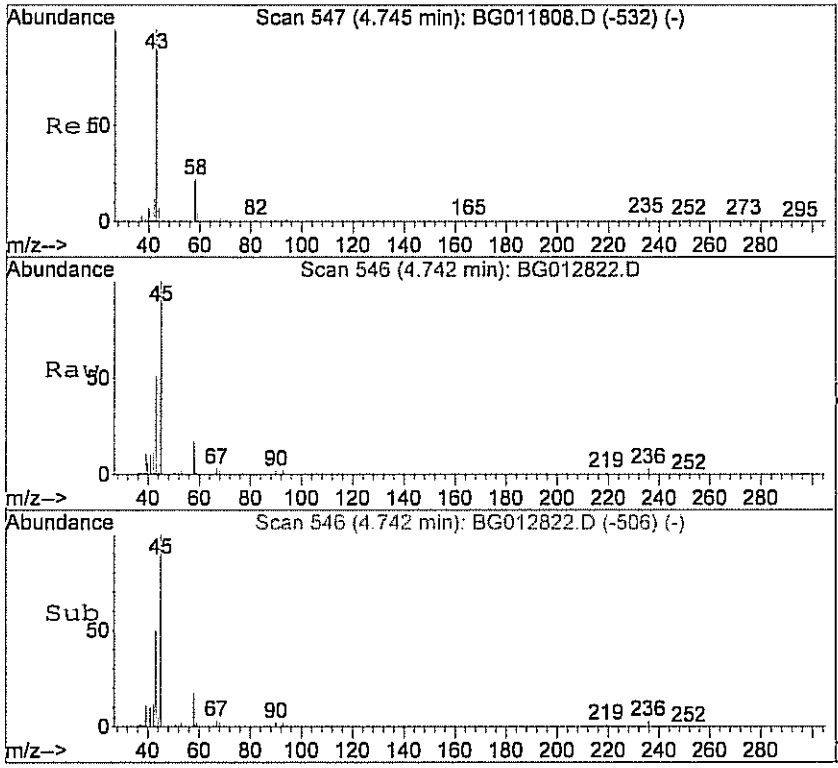

#12
Acetone
Concen: 0.68 ppb
RT: 4.74 min Scan# 546
Delta R.T. -0.02 min
Lab File: BG012822.D
Acq: 29 Jan 2011 12:34 am

Tgt Ion: 58 Resp: 7395

Ion	Ratio	Lower	Upper
58	100		
43	497.6	148.4	208.4#

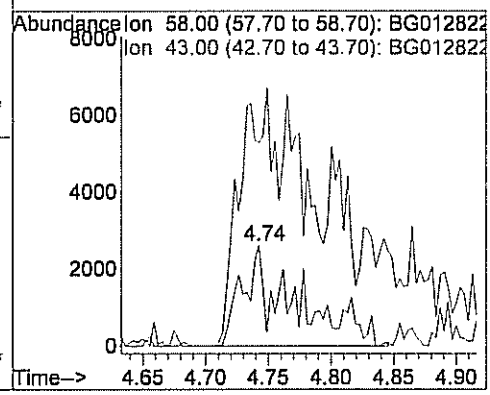

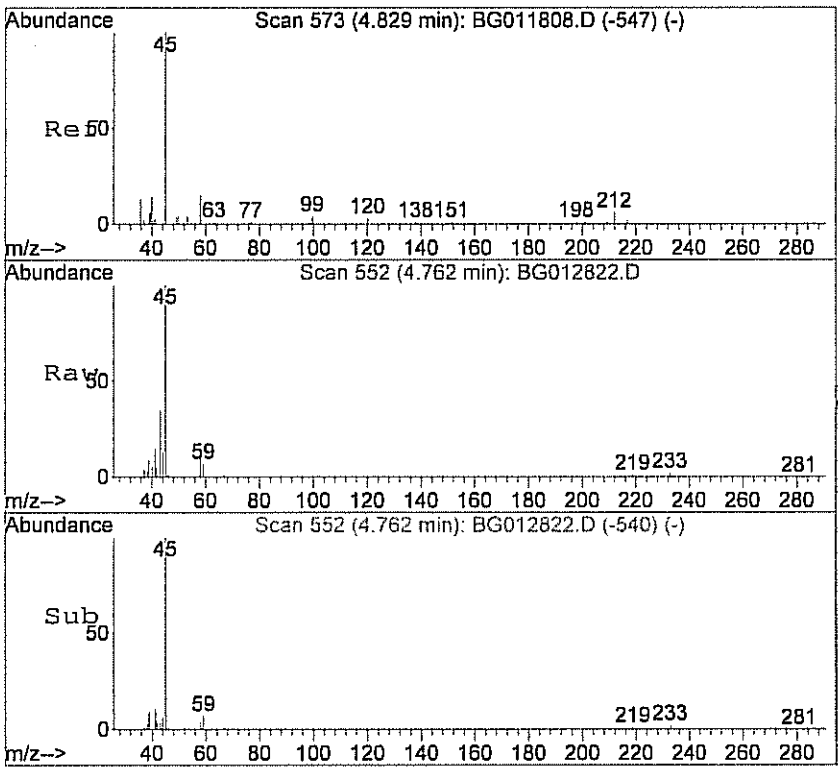

#13
Isopropyl alcohol
Concen: 3.75 ppb m
RT: 4.76 min Scan# 552
Delta R.T. -0.11 min
Lab File: BG012822.D
Acq: 29 Jan 2011 12:34 am

Tgt Ion: 45 Resp: 73587

Ion	Ratio	Lower	Upper
45	100		
43	0.0	6.2	46.2#

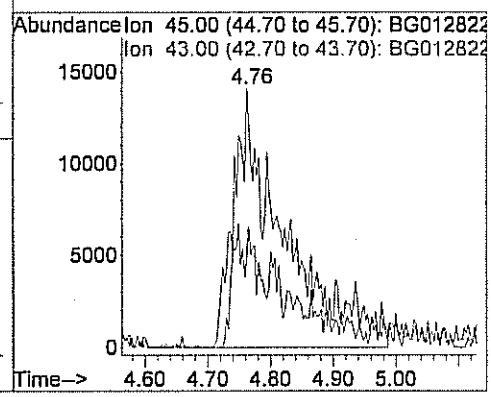

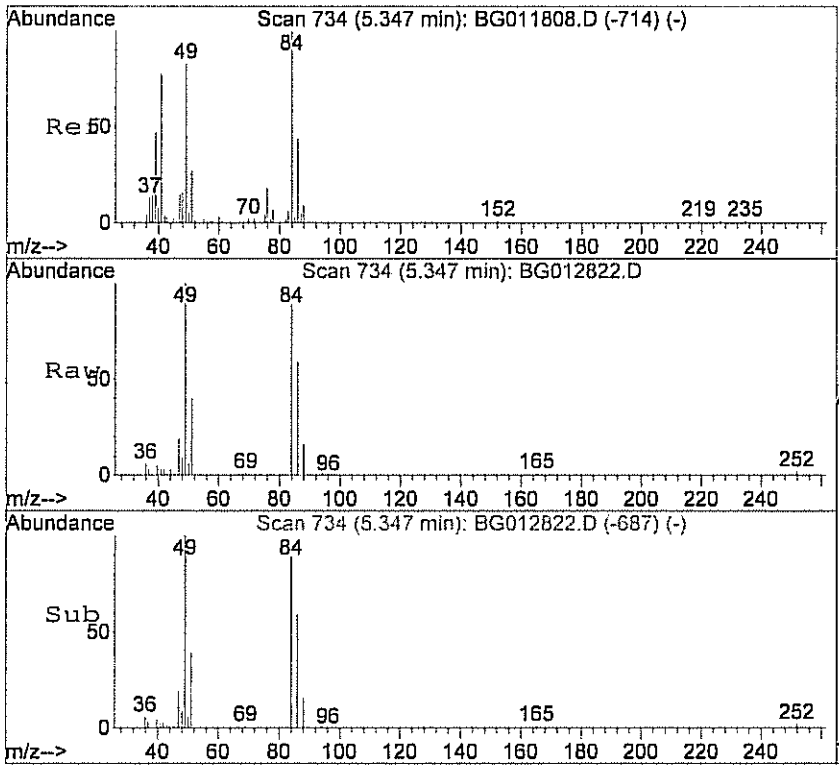

#16
Methylene chloride
Concen: 1.57 ppb
RT: 5.35 min Scan# 734
Delta R.T. -0.00 min
Lab File: BG012822.D
Acq: 29 Jan 2011 12:34 am

Tgt Ion: 84 Resp: 38859

Ion	Ratio	Lower	Upper
84	100		
49	122.8	82.7	122.7#
86	69.5	35.7	75.7

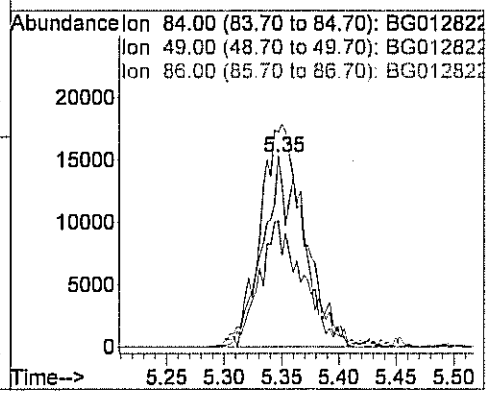

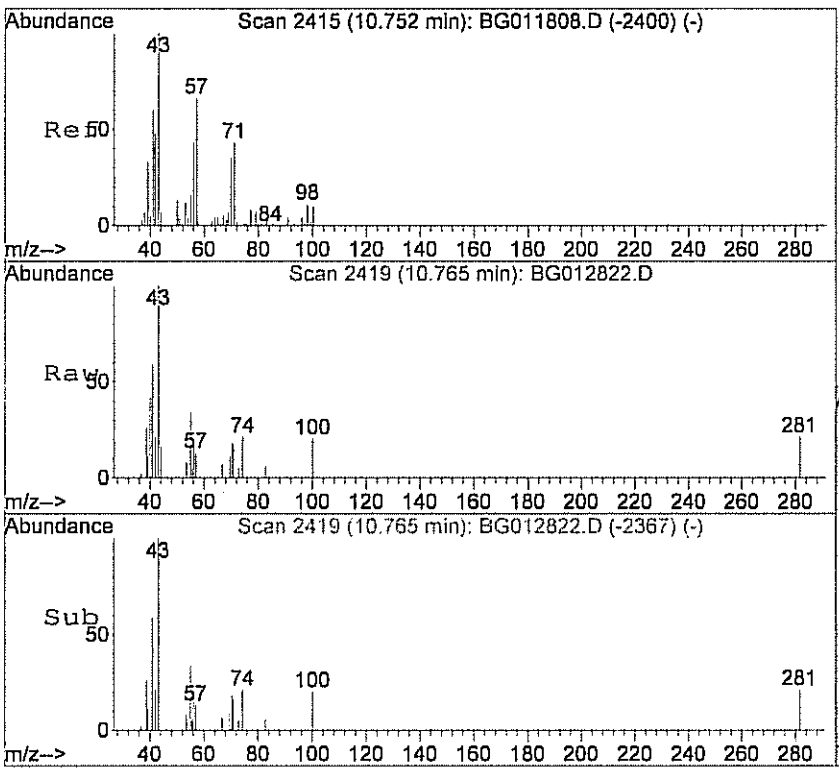

#37
Heptane
Concen: 0.14 ppb
RT: 10.76 min Scan# 2419
Delta R.T. 0.02 min
Lab File: BG012822.D
Acq: 29 Jan 2011 12:34 am

Tgt Ion: 43 Resp: 2798

Ion	Ratio	Lower	Upper
43	100		
57	50.9	40.1	80.1
71	81.7	41.4	81.4#

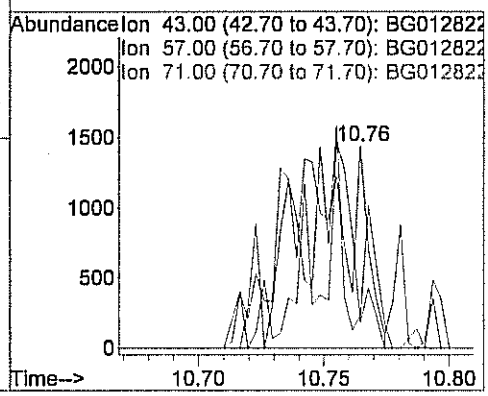

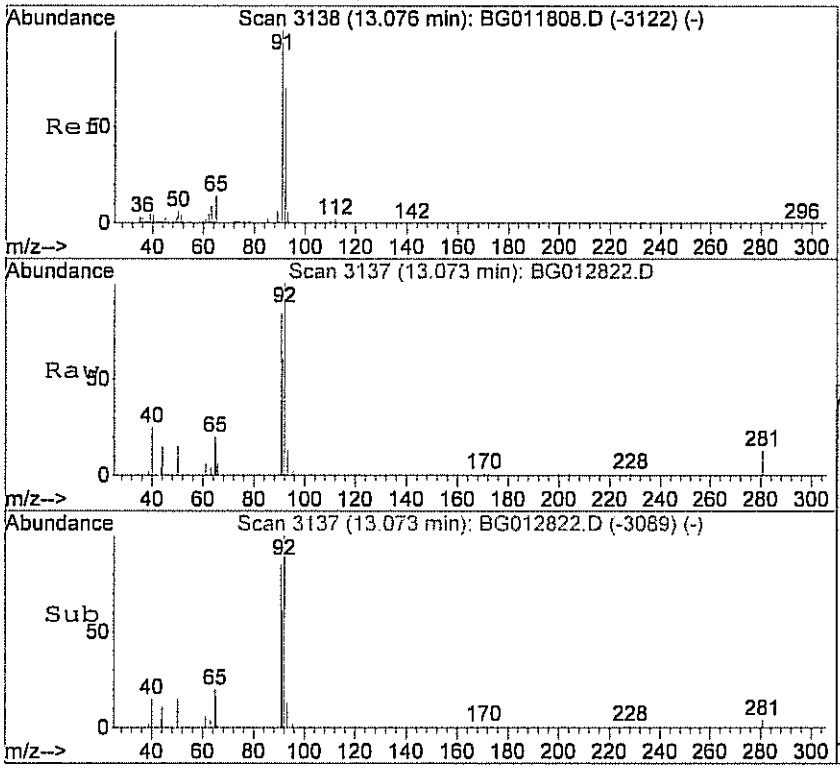

#45
Toluene
Concen: 0.17 ppb
RT: 13.07 min Scan# 3137
Delta R.T. 0.00 min
Lab File: BG012822.D
Acq: 29 Jan 2011 12:34 am

Tgt Ion: 92 Resp: 4746

Ion	Ratio	Lower	Upper
92	100		
91	145.5	121.5	161.5

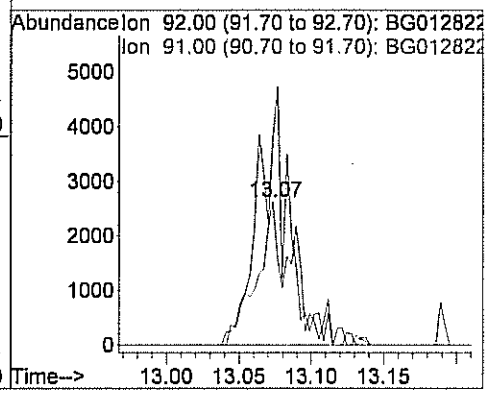

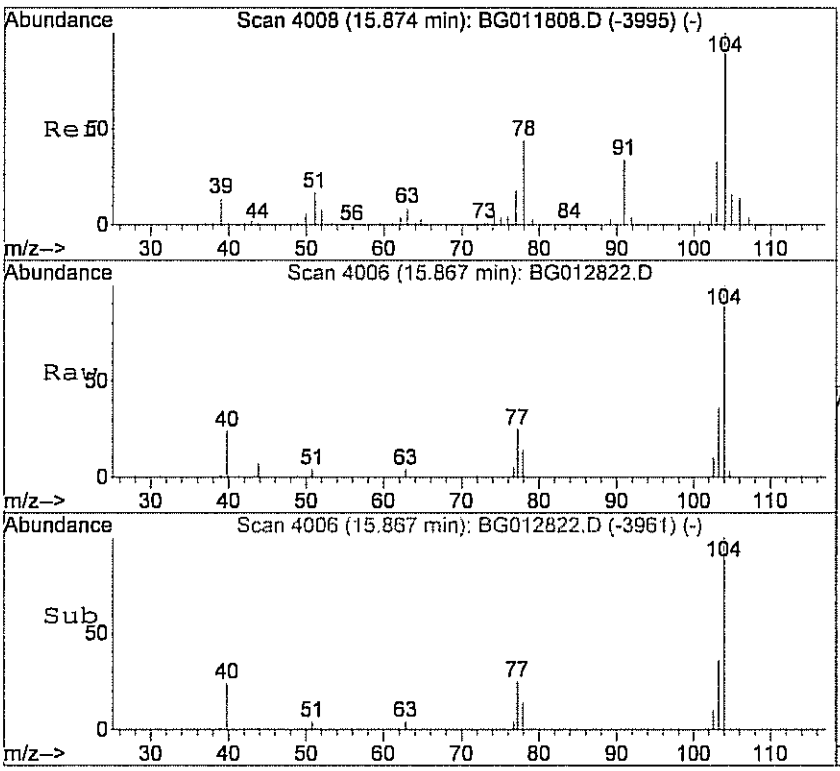

#54
Styrene
Concen: 0.10 ppb
RT: 15.87 min Scan# 4006
Delta R.T. -0.01 min
Lab File: BG012822.D
Acq: 29 Jan 2011 12:34 am

Tgt Ion:104 Resp: 2637

Ion	Ratio	Lower	Upper
104	100		
78	52.1	13.1	53.1

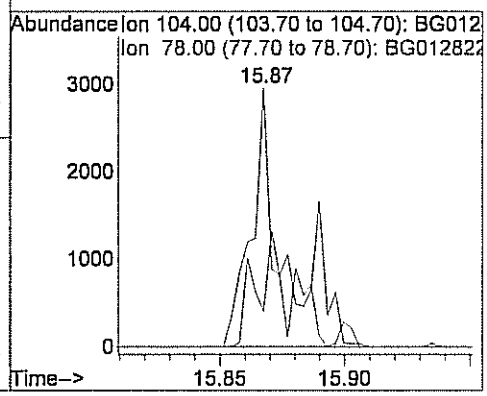

Quantitation Report (QT Reviewed)

Data File : C:\MSDCHEM\1\DATA\BG012823.D Vial: 47
Acq On : 29 Jan 2011 1:08 am Operator: LL
Sample : C1101036-012A 20X Inst : MSD #2
Misc : 1ugm3 & 0.25TCE,CT,VNCL Sample Multiplr: 1.00
MS Integration Params: RTEINT.P
Quant Time: Feb 01 16:05:49 2011 Quant Results File: B118_1UG.RES

Quant Method : C:\MSDCHEM\1\METHODS\B118_1UG.M (RTE Integrator)
Title : TO-15 VOA Standards for 5 point calibration
Last Update : Tue Feb 01 16:05:43 2011
Response via : Initial Calibration
DataAcq Meth : B118_1UG

Internal Standards	R.T.	QIon	Response	Conc	Units	Dev(Min)
1) Bromochloromethane	7.88	128	16814	1.00	ppb	0.00
30) 1,4-difluorobenzene	10.18	114	33879	1.00	ppb	0.00
44) Chlorobenzene-d5	14.97	117	37272	1.00	ppb	0.00
System Monitoring Compounds						
57) Bromofluorobenzene	16.51	95	15553	0.78	ppb	0.00
Spiked Amount 1.000	Range 70 - 130		Recovery = 78.00%			
Target Compounds						Qvalue
12) Acetone	4.85	58	2079	0.18	ppb	# 1
13) Isopropyl alcohol	4.87	45	22556m	1.10	ppb	
16) Methylene chloride	5.36	84	13795	0.53	ppb	91

(#) = qualifier out of range (m) = manual integration (+) = signals summed

Quantitation Report (QT Reviewed)

Data File : C:\MSDCHEM\1\DATA\BG012823.D Vial: 47
Acq On : 29 Jan 2011 1:08 am Operator: LL
Sample : C1101036-012A 20X Inst : MSD #2
Misc : 1ugm3 & 0.25TCE,CT,VNCL Sample Multiplr: 1.00
MS Integration Params: RTEINT.P
Quant Time: Feb 1 16:07 2011 Quant Results File: B118_1UG.RES

Method : C:\MSDCHEM\1\METHODS\B118_1UG.M (RTE Integrator)
Title : TO-15 VOA Standards for 5 point calibration
Last Update : Tue Feb 01 16:05:43 2011
Response via : Initial Calibration

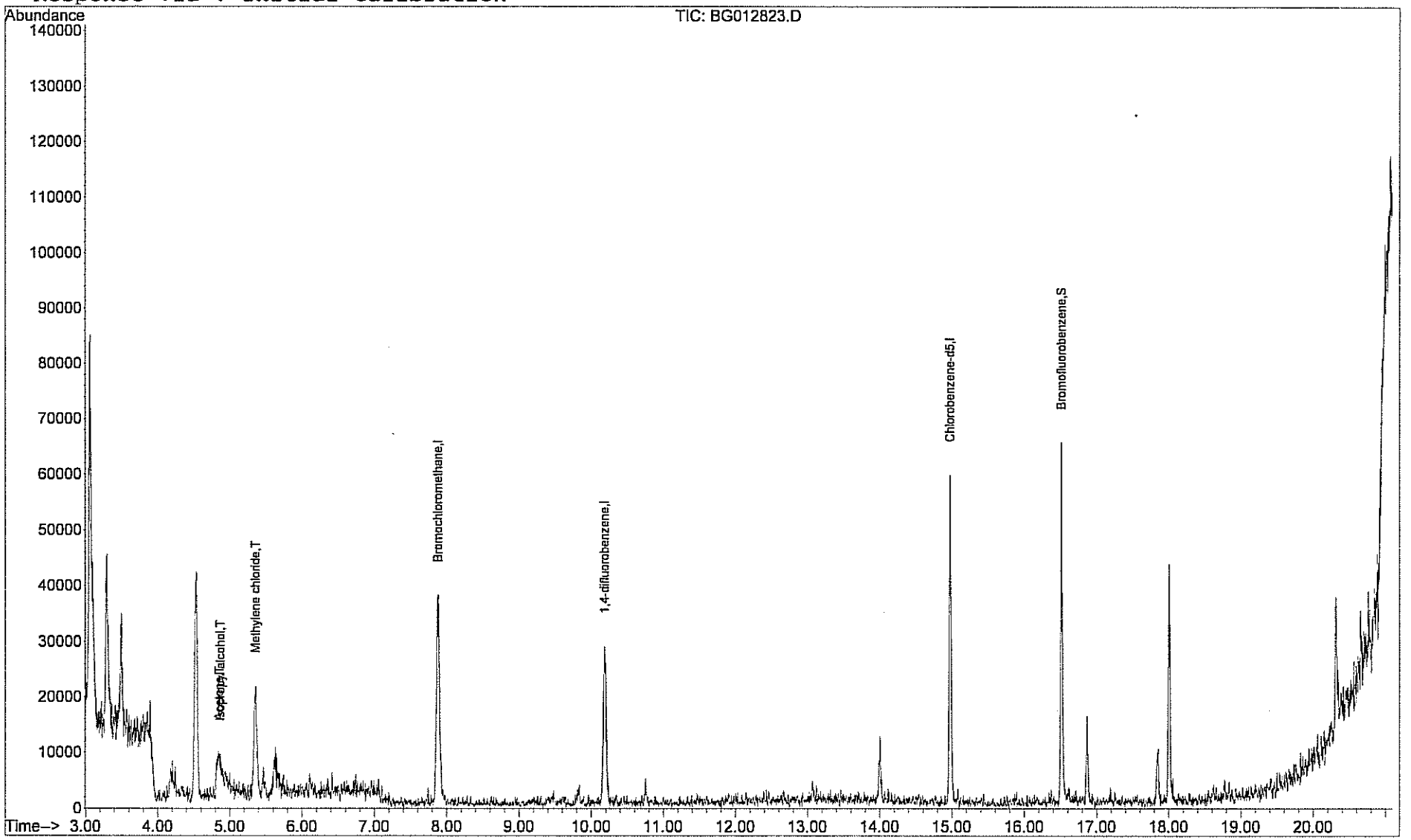

Centek laboratories, LLC

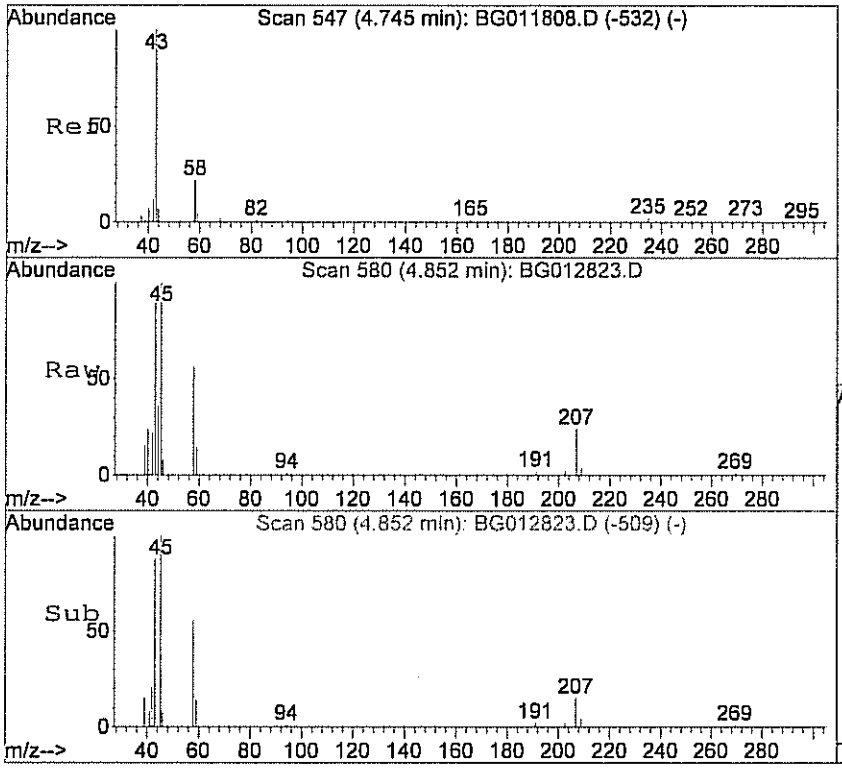

#12
Acetone
Concen: 0.18 ppb
RT: 4.85 min Scan# 580
Delta R.T. 0.08 min
Lab File: BG012823.D
Acq: 29 Jan 2011 1:08 am

Tgt Ion: 58 Resp: 2079

Ion	Ratio	Lower	Upper
58	100		
43	0.0	148.4	208.4#

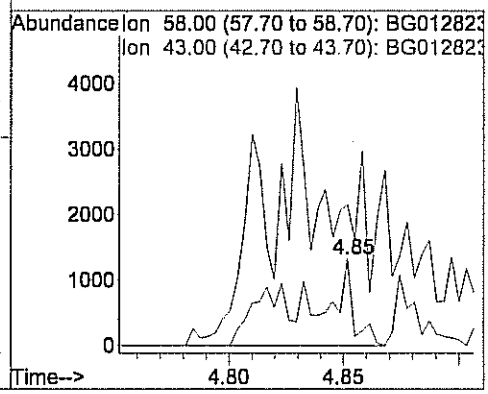

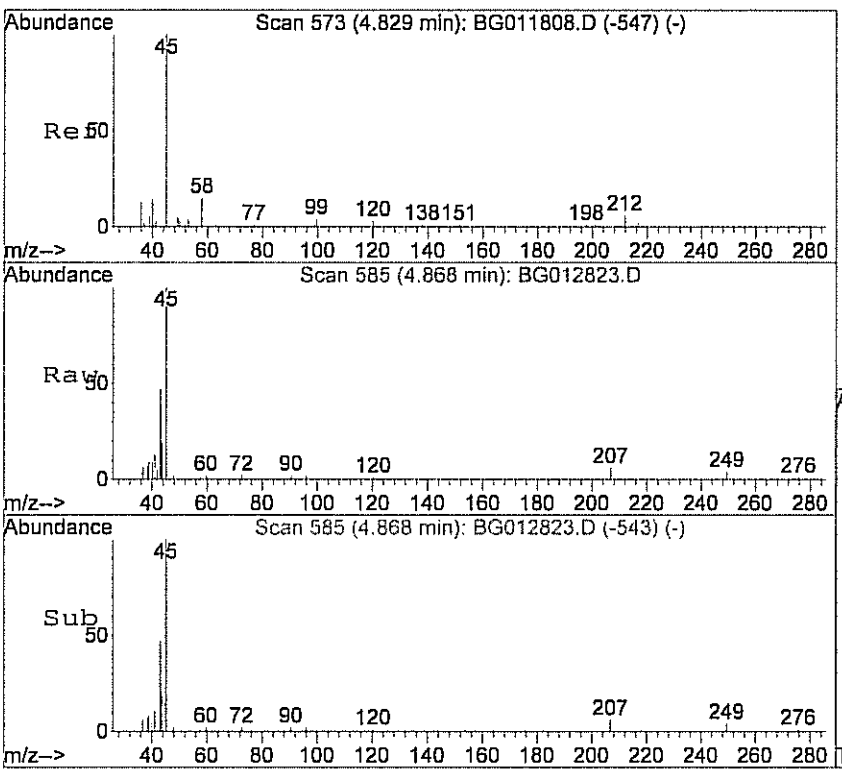

#13
Isopropyl alcohol
Concen: 1.10 ppb m
RT: 4.87 min Scan# 585
Delta R.T. -0.01 min
Lab File: BG012823.D
Acq: 29 Jan 2011 1:08 am

Tgt Ion: 45 Resp: 22556

Ion	Ratio	Lower	Upper
45	100		
43	0.0	6.2	46.2#

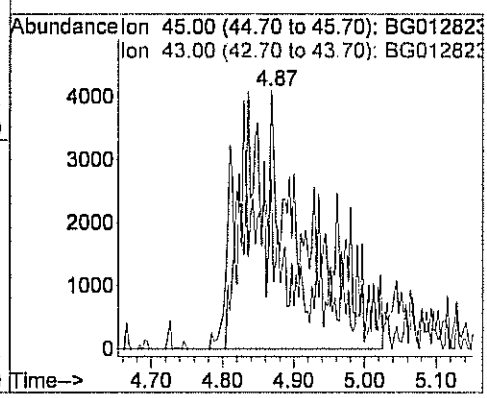

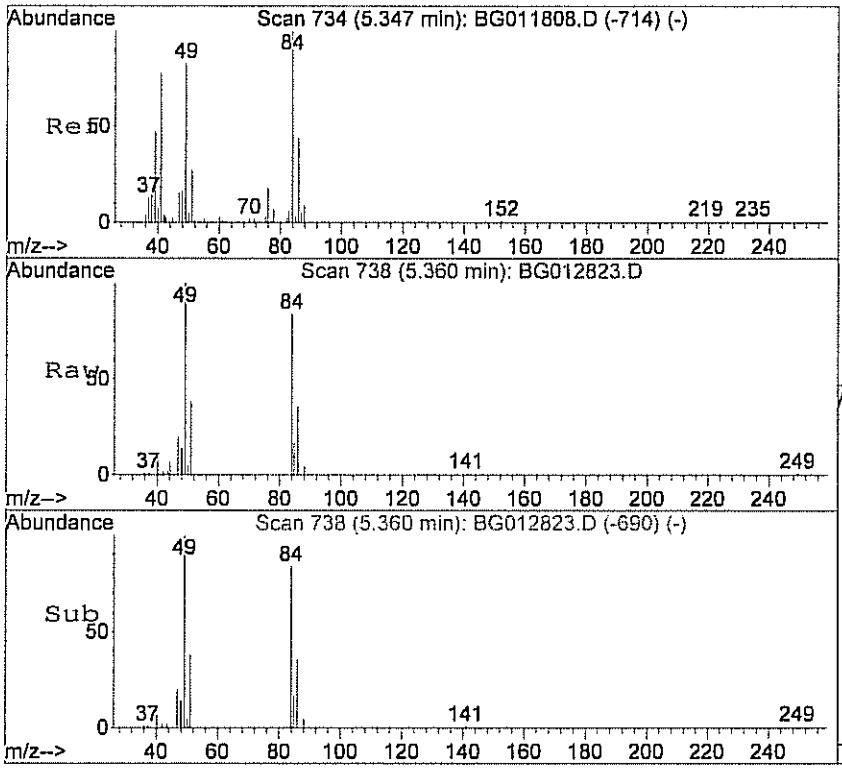

#16
Methylene chloride
Concen: 0.53 ppb
RT: 5.36 min Scan# 738
Delta R.T. 0.00 min
Lab File: BG012823.D
Acq: 29 Jan 2011 1:08 am

Tgt Ion: 84 Resp: 13795

Ion	Ratio	Lower	Upper
84	100		
49	111.7	82.7	122.7
86	62.7	35.7	75.7

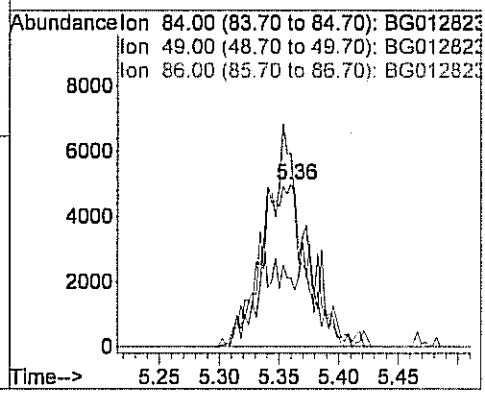

Centek Laboratories, LLC

Date: *24-Feb-11*

CLIENT:	Arcadis	**Client Sample ID:**	SS-DUPE
Lab Order:	C1101036	**Tag Number:**	157,263
Project:	Lockheed Martin NJ001014.0001	**Collection Date:**	1/25/2011
Lab ID:	C1101036-013A	**Matrix:**	

Analyses	Result	**Limit	Qual	Units	DF	Date Analyzed
FIELD PARAMETERS		FLD				Analyst:
Lab Vacuum In	-7			"Hg		1/26/2011
Lab Vacuum Out	-30			"Hg		1/26/2011
1UG/M3 BY METHOD TO15		TO-15				Analyst: LL
1,1,1-Trichloroethane	< 0.15	0.15		ppbV	1	1/27/2011 9:28:00 PM
1,1,2,2-Tetrachloroethane	< 0.15	0.15		ppbV	1	1/27/2011 9:28:00 PM
1,1,2-Trichloroethane	< 0.15	0.15		ppbV	1	1/27/2011 9:28:00 PM
1,1-Dichloroethane	< 0.15	0.15		ppbV	1	1/27/2011 9:28:00 PM
1,1-Dichloroethene	< 0.15	0.15		ppbV	1	1/27/2011 9:28:00 PM
1,2,4-Trichlorobenzene	< 0.15	0.15		ppbV	1	1/27/2011 9:28:00 PM
1,2,4-Trimethylbenzene	0.19	0.15		ppbV	1	1/27/2011 9:28:00 PM
1,2-Dibromoethane	< 0.15	0.15		ppbV	1	1/27/2011 9:28:00 PM
1,2-Dichlorobenzene	< 0.15	0.15		ppbV	1	1/27/2011 9:28:00 PM
1,2-Dichloroethane	< 0.15	0.15		ppbV	1	1/27/2011 9:28:00 PM
1,2-Dichloropropane	< 0.15	0.15		ppbV	1	1/27/2011 9:28:00 PM
1,3,5-Trimethylbenzene	< 0.15	0.15		ppbV	1	1/27/2011 9:28:00 PM
1,3-butadiene	< 0.15	0.15		ppbV	1	1/27/2011 9:28:00 PM
1,3-Dichlorobenzene	< 0.15	0.15		ppbV	1	1/27/2011 9:28:00 PM
1,4-Dichlorobenzene	0.11	0.15	J	ppbV	1	1/27/2011 9:28:00 PM
1,4-Dioxane	< 0.30	0.30		ppbV	1	1/27/2011 9:28:00 PM
2,2,4-trimethylpentane	< 0.15	0.15		ppbV	1	1/27/2011 9:28:00 PM
4-ethyltoluene	< 0.15	0.15		ppbV	1	1/27/2011 9:28:00 PM
Acetone	3.2	1.5		ppbV	5	1/29/2011 1:42:00 AM
Allyl chloride	< 0.15	0.15		ppbV	1	1/27/2011 9:28:00 PM
Benzene	0.29	0.15		ppbV	1	1/27/2011 9:28:00 PM
Benzyl chloride	< 0.15	0.15		ppbV	1	1/27/2011 9:28:00 PM
Bromodichloromethane	< 0.15	0.15		ppbV	1	1/27/2011 9:28:00 PM
Bromoform	< 0.15	0.15		ppbV	1	1/27/2011 9:28:00 PM
Bromomethane	< 0.15	0.15		ppbV	1	1/27/2011 9:28:00 PM
Carbon disulfide	< 0.15	0.15		ppbV	1	1/27/2011 9:28:00 PM
Carbon tetrachloride	0.050	0.15	J	ppbV	1	1/27/2011 9:28:00 PM
Chlorobenzene	< 0.15	0.15		ppbV	1	1/27/2011 9:28:00 PM
Chloroethane	< 0.15	0.15		ppbV	1	1/27/2011 9:28:00 PM
Chloroform	< 0.15	0.15		ppbV	1	1/27/2011 9:28:00 PM
Chloromethane	0.26	0.15		ppbV	1	1/27/2011 9:28:00 PM
cis-1,2-Dichloroethene	< 0.15	0.15		ppbV	1	1/27/2011 9:28:00 PM
cis-1,3-Dichloropropene	< 0.15	0.15		ppbV	1	1/27/2011 9:28:00 PM
Cyclohexane	0.45	0.15		ppbV	1	1/27/2011 9:28:00 PM
Dibromochloromethane	< 0.15	0.15		ppbV	1	1/27/2011 9:28:00 PM
Ethyl acetate	< 0.25	0.25		ppbV	1	1/27/2011 9:28:00 PM

Qualifiers:

**	Reporting Limit	.	Results reported are not blank corrected
B	Analyte detected in the associated Method Blank	E	Value above quantitation range
H	Holding times for preparation or analysis exceeded	J	Analyte detected at or below quantitation limits
JN	Non-routine analyte. Quantitation estimated.	ND	Not Detected at the Reporting Limit
S	Spike Recovery outside accepted recovery limits		

Centek Laboratories, LLC

Date: *24-Feb-11*

CLIENT:	Arcadis	**Client Sample ID:**	SS-DUPE
Lab Order:	C1101036	**Tag Number:**	157,263
Project:	Lockheed Martin NJ001014.0001	**Collection Date:**	1/25/2011
Lab ID:	C1101036-013A	**Matrix:**	

Analyses	Result	**Limit	Qual	Units	DF	Date Analyzed
1UG/M3 BY METHOD TO15		TO-15				Analyst: LL
Ethylbenzene	0.10	0.15	J	ppbV	1	1/27/2011 9:28:00 PM
Freon 11	0.19	0.15		ppbV	1	1/27/2011 9:28:00 PM
Freon 113	< 0.15	0.15		ppbV	1	1/27/2011 9:28:00 PM
Freon 114	< 0.15	0.15		ppbV	1	1/27/2011 9:28:00 PM
Freon 12	0.37	0.15		ppbV	1	1/27/2011 9:28:00 PM
Heptane	0.78	0.15		ppbV	1	1/27/2011 9:28:00 PM
Hexachloro-1,3-butadiene	< 0.15	0.15		ppbV	1	1/27/2011 9:28:00 PM
Hexane	0.21	0.15		ppbV	1	1/27/2011 9:28:00 PM
Isopropyl alcohol	25	3.0		ppbV	20	1/29/2011 2:15:00 AM
m&p-Xylene	0.25	0.30	J	ppbV	1	1/27/2011 9:28:00 PM
Methyl Butyl Ketone	< 0.30	0.30		ppbV	1	1/27/2011 9:28:00 PM
Methyl Ethyl Ketone	< 0.30	0.30		ppbV	1	1/27/2011 9:28:00 PM
Methyl Isobutyl Ketone	< 0.30	0.30		ppbV	1	1/27/2011 9:28:00 PM
Methyl tert-butyl ether	< 0.15	0.15		ppbV	1	1/27/2011 9:28:00 PM
Methylene chloride	7.8	0.75		ppbV	5	1/29/2011 1:42:00 AM
o-Xylene	0.11	0.15	J	ppbV	1	1/27/2011 9:28:00 PM
Propylene	< 0.15	0.15		ppbV	1	1/27/2011 9:28:00 PM
Styrene	0.57	0.15		ppbV	1	1/27/2011 9:28:00 PM
Tetrachloroethylene	< 0.15	0.15		ppbV	1	1/27/2011 9:28:00 PM
Tetrahydrofuran	< 0.15	0.15		ppbV	1	1/27/2011 9:28:00 PM
Toluene	0.79	0.15		ppbV	1	1/27/2011 9:28:00 PM
trans-1,2-Dichloroethene	< 0.15	0.15		ppbV	1	1/27/2011 9:28:00 PM
trans-1,3-Dichloropropene	< 0.15	0.15		ppbV	1	1/27/2011 9:28:00 PM
Trichloroethene	0.11	0.15	J	ppbV	1	1/27/2011 9:28:00 PM
Vinyl acetate	< 0.15	0.15		ppbV	1	1/27/2011 9:28:00 PM
Vinyl Bromide	< 0.15	0.15		ppbV	1	1/27/2011 9:28:00 PM
Vinyl chloride	< 0.15	0.15		ppbV	1	1/27/2011 9:28:00 PM
Surr: Bromofluorobenzene	85.0	70-130		%REC	1	1/27/2011 9:28:00 PM

Qualifiers:

**	Reporting Limit	.	Results reported are not blank corrected
B	Analyte detected in the associated Method Blank	E	Value above quantitation range
H	Holding times for preparation or analysis exceeded	J	Analyte detected at or below quantitation limits
JN	Non-routine analyte. Quantitation estimated.	ND	Not Detected at the Reporting Limit
S	Spike Recovery outside accepted recovery limits		

Centek Laboratories, LLC

Date: *24-Feb-11*

CLIENT:	Arcadis	**Client Sample ID:**	SS-DUPE
Lab Order:	C1101036	**Tag Number:**	157,263
Project:	Lockheed Martin NJ001014.0001	**Collection Date:**	1/25/2011
Lab ID:	C1101036-013A	**Matrix:**	

Analyses	Result	**Limit	Qual	Units	DF	Date Analyzed
1UG/M3 BY METHOD TO15		TO-15				Analyst: LL
1,1,1-Trichloroethane	< 0.83	0.83		ug/m3	1	1/27/2011 9:28:00 PM
1,1,2,2-Tetrachloroethane	< 1.0	1.0		ug/m3	1	1/27/2011 9:28:00 PM
1,1,2-Trichloroethane	< 0.83	0.83		ug/m3	1	1/27/2011 9:28:00 PM
1,1-Dichloroethane	< 0.62	0.62		ug/m3	1	1/27/2011 9:28:00 PM
1,1-Dichloroethene	< 0.60	0.60		ug/m3	1	1/27/2011 9:28:00 PM
1,2,4-Trichlorobenzene	< 1.1	1.1		ug/m3	1	1/27/2011 9:28:00 PM
1,2,4-Trimethylbenzene	0.95	0.75		ug/m3	1	1/27/2011 9:28:00 PM
1,2-Dibromoethane	< 1.2	1.2		ug/m3	1	1/27/2011 9:28:00 PM
1,2-Dichlorobenzene	< 0.92	0.92		ug/m3	1	1/27/2011 9:28:00 PM
1,2-Dichloroethane	< 0.62	0.62		ug/m3	1	1/27/2011 9:28:00 PM
1,2-Dichloropropane	< 0.70	0.70		ug/m3	1	1/27/2011 9:28:00 PM
1,3,5-Trimethylbenzene	< 0.75	0.75		ug/m3	1	1/27/2011 9:28:00 PM
1,3-butadiene	< 0.34	0.34		ug/m3	1	1/27/2011 9:28:00 PM
1,3-Dichlorobenzene	< 0.92	0.92		ug/m3	1	1/27/2011 9:28:00 PM
1,4-Dichlorobenzene	0.67	0.92	J	ug/m3	1	1/27/2011 9:28:00 PM
1,4-Dioxane	< 1.1	1.1		ug/m3	1	1/27/2011 9:28:00 PM
2,2,4-trimethylpentane	< 0.71	0.71		ug/m3	1	1/27/2011 9:28:00 PM
4-ethyltoluene	< 0.75	0.75		ug/m3	1	1/27/2011 9:28:00 PM
Acetone	7.8	3.6		ug/m3	5	1/29/2011 1:42:00 AM
Allyl chloride	< 0.48	0.48		ug/m3	1	1/27/2011 9:28:00 PM
Benzene	0.94	0.49		ug/m3	1	1/27/2011 9:28:00 PM
Benzyl chloride	< 0.88	0.88		ug/m3	1	1/27/2011 9:28:00 PM
Bromodichloromethane	< 1.0	1.0		ug/m3	1	1/27/2011 9:28:00 PM
Bromoform	< 1.6	1.6		ug/m3	1	1/27/2011 9:28:00 PM
Bromomethane	< 0.59	0.59		ug/m3	1	1/27/2011 9:28:00 PM
Carbon disulfide	< 0.47	0.47		ug/m3	1	1/27/2011 9:28:00 PM
Carbon tetrachloride	0.32	0.96	J	ug/m3	1	1/27/2011 9:28:00 PM
Chlorobenzene	< 0.70	0.70		ug/m3	1	1/27/2011 9:28:00 PM
Chloroethane	< 0.40	0.40		ug/m3	1	1/27/2011 9:28:00 PM
Chloroform	< 0.74	0.74		ug/m3	1	1/27/2011 9:28:00 PM
Chloromethane	0.55	0.31		ug/m3	1	1/27/2011 9:28:00 PM
cis-1,2-Dichloroethene	< 0.60	0.60		ug/m3	1	1/27/2011 9:28:00 PM
cis-1,3-Dichloropropene	< 0.69	0.69		ug/m3	1	1/27/2011 9:28:00 PM
Cyclohexane	1.6	0.52		ug/m3	1	1/27/2011 9:28:00 PM
Dibromochloromethane	< 1.3	1.3		ug/m3	1	1/27/2011 9:28:00 PM
Ethyl acetate	< 0.92	0.92		ug/m3	1	1/27/2011 9:28:00 PM
Ethylbenzene	0.44	0.66	J	ug/m3	1	1/27/2011 9:28:00 PM
Freon 11	1.1	0.86		ug/m3	1	1/27/2011 9:28:00 PM
Freon 113	< 1.2	1.2		ug/m3	1	1/27/2011 9:28:00 PM
Freon 114	< 1.1	1.1		ug/m3	1	1/27/2011 9:28:00 PM

Qualifiers:

**	Reporting Limit	.	Results reported are not blank corrected
B	Analyte detected in the associated Method Blank	E	Value above quantitation range
H	Holding times for preparation or analysis exceeded	J	Analyte detected at or below quantitation limits
JN	Non-routine analyte. Quantitation estimated.	ND	Not Detected at the Reporting Limit
S	Spike Recovery outside accepted recovery limits		

Centek Laboratories, LLC

Date: *24-Feb-11*

CLIENT:	Arcadis	**Client Sample ID:**	SS-DUPE
Lab Order:	C1101036	**Tag Number:**	157,263
Project:	Lockheed Martin NJ001014.0001	**Collection Date:**	1/25/2011
Lab ID:	C1101036-013A	**Matrix:**	

Analyses	Result	**Limit	Qual	Units	DF	Date Analyzed
1UG/M3 BY METHOD TO15		**TO-15**				Analyst: LL
Freon 12	1.9	0.75		ug/m3	1	1/27/2011 9:28:00 PM
Heptane	3.2	0.62		ug/m3	1	1/27/2011 9:28:00 PM
Hexachloro-1,3-butadiene	< 1.6	1.6		ug/m3	1	1/27/2011 9:28:00 PM
Hexane	0.75	0.54		ug/m3	1	1/27/2011 9:28:00 PM
Isopropyl alcohol	63	7.5		ug/m3	20	1/29/2011 2:15:00 AM
m&p-Xylene	1.1	1.3	J	ug/m3	1	1/27/2011 9:28:00 PM
Methyl Butyl Ketone	< 1.2	1.2		ug/m3	1	1/27/2011 9:28:00 PM
Methyl Ethyl Ketone	< 0.90	0.90		ug/m3	1	1/27/2011 9:28:00 PM
Methyl Isobutyl Ketone	< 1.2	1.2		ug/m3	1	1/27/2011 9:28:00 PM
Methyl tert-butyl ether	< 0.55	0.55		ug/m3	1	1/27/2011 9:28:00 PM
Methylene chloride	28	2.6		ug/m3	5	1/29/2011 1:42:00 AM
o-Xylene	0.49	0.66	J	ug/m3	1	1/27/2011 9:28:00 PM
Propylene	< 0.26	0.26		ug/m3	1	1/27/2011 9:28:00 PM
Styrene	2.5	0.65		ug/m3	1	1/27/2011 9:28:00 PM
Tetrachloroethylene	< 1.0	1.0		ug/m3	1	1/27/2011 9:28:00 PM
Tetrahydrofuran	< 0.45	0.45		ug/m3	1	1/27/2011 9:28:00 PM
Toluene	3.0	0.57		ug/m3	1	1/27/2011 9:28:00 PM
trans-1,2-Dichloroethene	< 0.60	0.60		ug/m3	1	1/27/2011 9:28:00 PM
trans-1,3-Dichloropropene	< 0.69	0.69		ug/m3	1	1/27/2011 9:28:00 PM
Trichloroethene	0.60	0.82	J	ug/m3	1	1/27/2011 9:28:00 PM
Vinyl acetate	< 0.54	0.54		ug/m3	1	1/27/2011 9:28:00 PM
Vinyl Bromide	< 0.67	0.67		ug/m3	1	1/27/2011 9:28:00 PM
Vinyl chloride	< 0.39	0.39		ug/m3	1	1/27/2011 9:28:00 PM

Qualifiers:

**	Reporting Limit	.	Results reported are not blank corrected
B	Analyte detected in the associated Method Blank	E	Value above quantitation range
H	Holding times for preparation or analysis exceeded	J	Analyte detected at or below quantitation limits
JN	Non-routine analyte. Quantitation estimated.	ND	Not Detected at the Reporting Limit
S	Spike Recovery outside accepted recovery limits		

Quantitation Report (QT Reviewed)

Data File : C:\MSDCHEM\1\DATA\BG012716.D Vial: 48
Acq On : 27 Jan 2011 9:28 pm Operator: LL
Sample : C1101036-013A Inst : MSD #2
Misc : 1ugm3 & 0.25TCE,CT,VNCL Sample Multiplr: 1.00
MS Integration Params: RTEINT.P
Quant Time: Jan 28 13:27:50 2011 Quant Results File: B118_1UG.RES

Quant Method : C:\MSDCHEM\1\METHODS\B118_1UG.M (RTE Integrator)
Title : TO-15 VOA Standards for 5 point calibration
Last Update : Wed Jan 26 14:01:48 2011
Response via : Initial Calibration
DataAcq Meth : B118_1UG

Internal Standards	R.T.	QIon	Response	Conc	Units		Dev(Min)
1) Bromochloromethane	7.87	128	18450	1.00	ppb		0.00
30) 1,4-difluorobenzene	10.18	114	55732	1.00	ppb		0.00
44) Chlorobenzene-d5	14.98	117	51891	1.00	ppb		0.00
System Monitoring Compounds							
57) Bromofluorobenzene	16.51	95	23521	0.85	ppb		0.00
Spiked Amount 1.000	Range 70 - 130		Recovery = 85.00%				
Target Compounds							Qvalue
3) Freon 12	3.13	85	41245	0.37	ppb		95
4) Chloromethane	3.27	50	10494	0.26	ppb		56
11) Freon 11	4.34	101	20480	0.19	ppb		89
12) Acetone	4.64	58	36283m	2.93	ppb		
13) Isopropyl alcohol	4.67	45	488812m	21.74	ppb		
16) Methylene chloride	5.35	84	207489	7.32	ppb	#	82
25) Hexane	7.06	41	7159m	0.21	ppb		
32) Cyclohexane	9.48	56	12546	0.45	ppb	#	35
33) Carbon tetrachloride	9.43	117	5655	0.05	ppb	#	33
34) Benzene	9.40	78	23033	0.29	ppb		98
37) Heptane	10.75	43	22965	0.78	ppb		98
38) Trichloroethene	10.86	130	5085m	0.11	ppb		
45) Toluene	13.08	92	30036	0.79	ppb	#	83
52) Ethylbenzene	15.27	91	6201	0.10	ppb		90
53) m&p-xylene	15.44	91	14209	0.25	ppb		82
54) Styrene	15.87	104	19667	0.57	ppb		84
56) o-xylene	15.89	91	6291m	0.11	ppb		
61) 1,2,4-trimethylbenzene	17.53	105	6628	0.19	ppb		96
64) 1,4-dichlorobenzene	17.91	146	4472	0.11	ppb		94

(#) = qualifier out of range (m) = manual integration (+) = signals summed

Quantitation Report (QT Reviewed)

Data File : C:\MSDCHEM\1\DATA\BG012716.D Vial: 48
Acq On : 27 Jan 2011 9:28 pm Operator: LL
Sample : C1101036-013A Inst : MSD #2
Misc : 1ugm3 & 0.25TCE,CT,VNCL Sample Multiplr: 1.00
MS Integration Params: RTEINT.P
Quant Time: Jan 28 13:31 2011 Quant Results File: B118_1UG.RES

Method : C:\MSDCHEM\1\METHODS\B118_1UG.M (RTE Integrator)
Title : TO-15 VOA Standards for 5 point calibration
Last Update : Tue Feb 01 16:05:43 2011
Response via : Initial Calibration

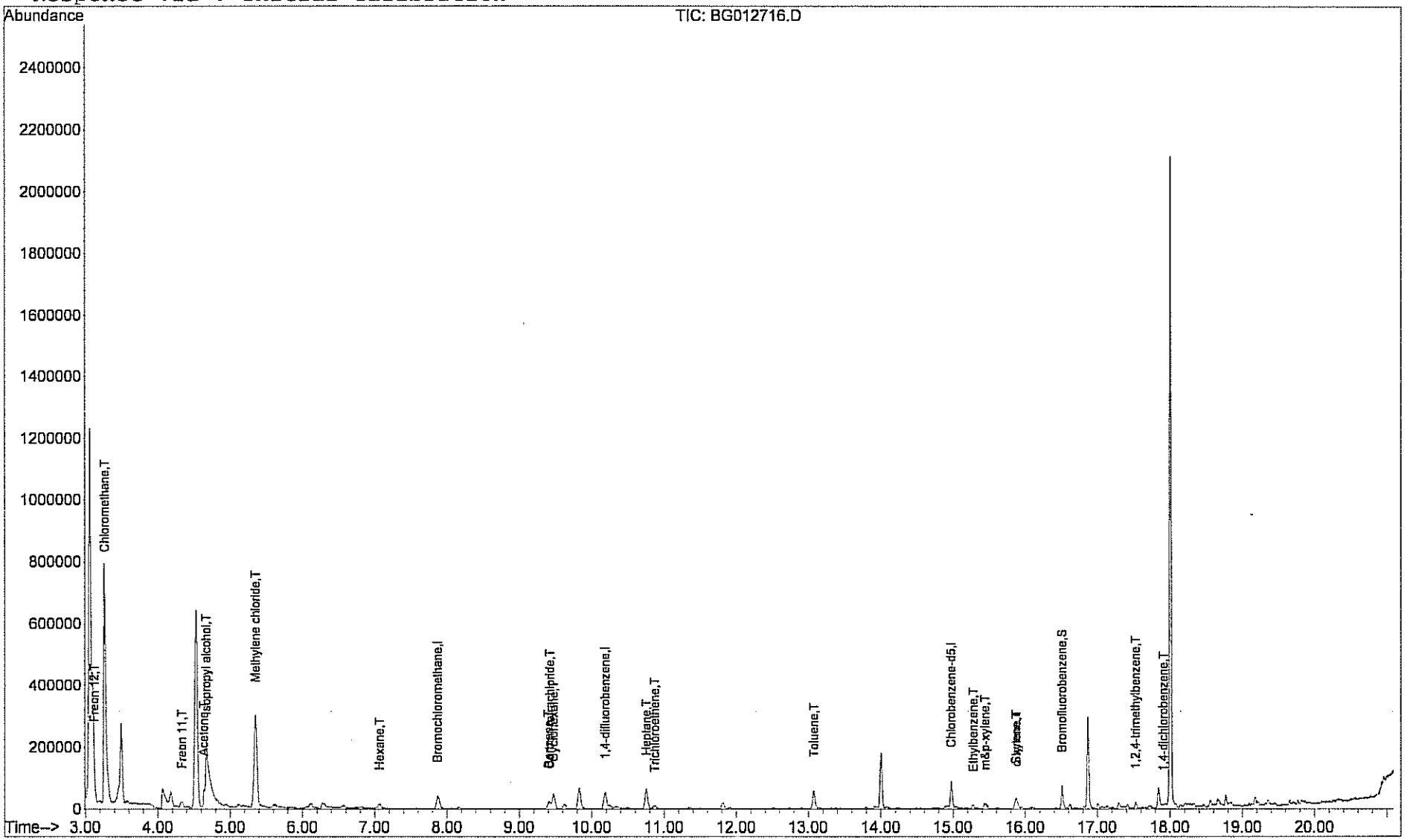

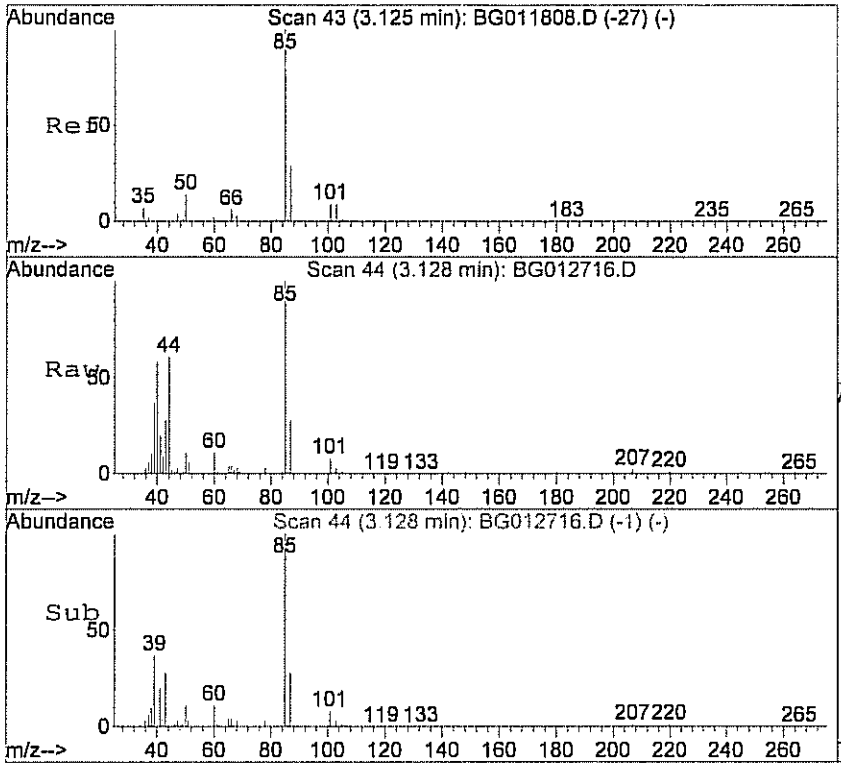

#3
Freon 12
Concen: 0.37 ppb
RT: 3.13 min Scan# 44
Delta R.T. 0.00 min
Lab File: BG012716.D
Acq: 27 Jan 2011 9:28 pm

Tgt Ion: 85 Resp: 41245

Ion	Ratio	Lower	Upper
85	100		
87	31.3	14.1	54.1

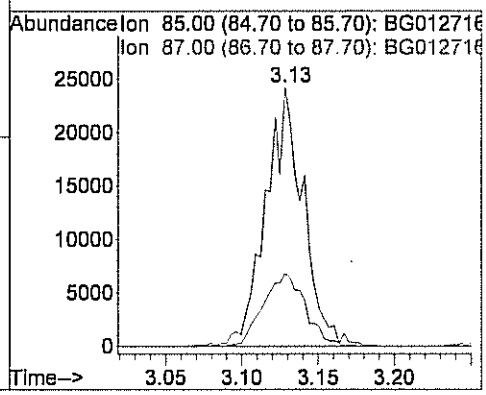

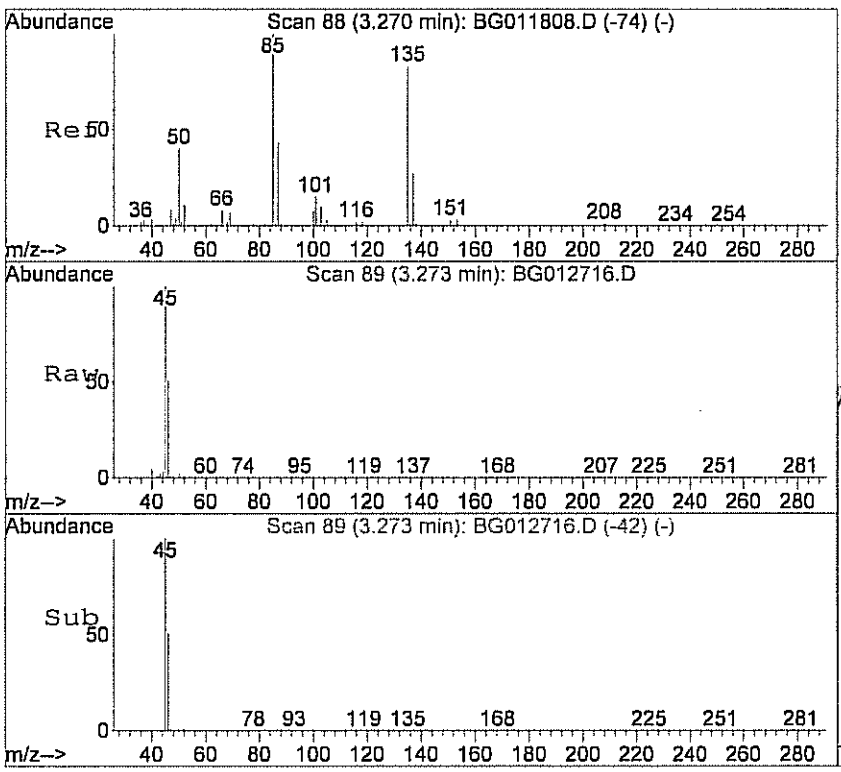

#4
Chloromethane
Concen: 0.26 ppb
RT: 3.27 min Scan# 89
Delta R.T. -0.00 min
Lab File: BG012716.D
Acq: 27 Jan 2011 9:28 pm

Tgt Ion: 50 Resp: 10494

Ion	Ratio	Lower	Upper
50	100		
52	36.0	0.0	36.8

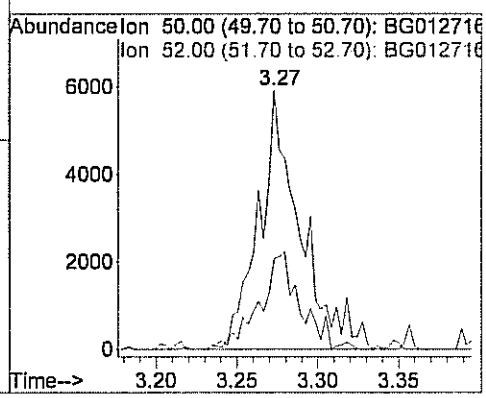

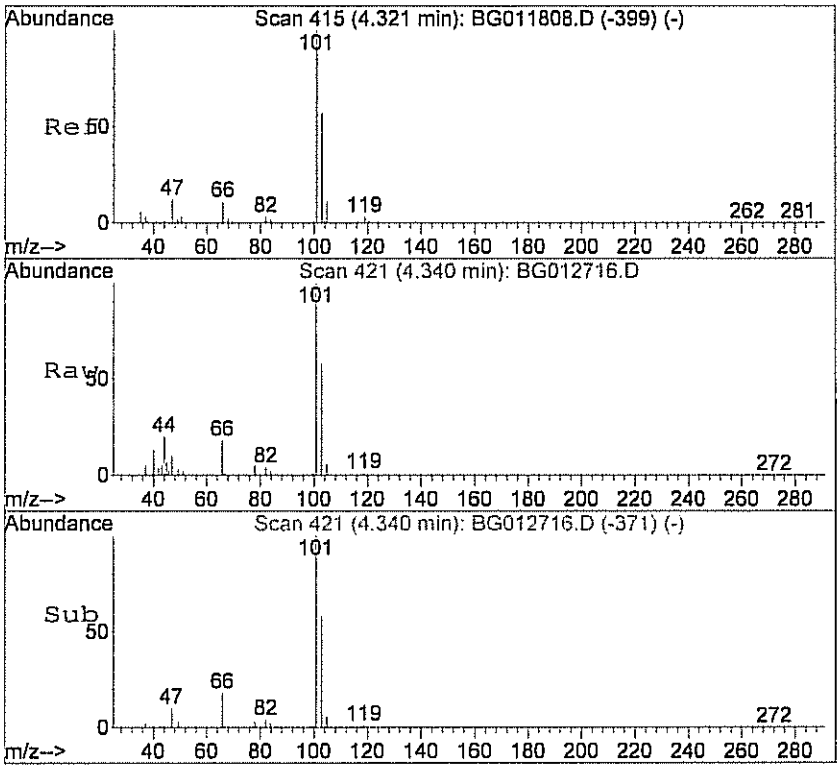

#11
Freon 11
Concen: 0.19 ppb
RT: 4.34 min Scan# 421
Delta R.T. 0.01 min
Lab File: BG012716.D
Acq: 27 Jan 2011 9:28 pm

Tgt Ion:101 Resp: 20480

Ion	Ratio	Lower	Upper
101	100		
103	59.5	49.2	89.2
105	9.6	0.0	27.9

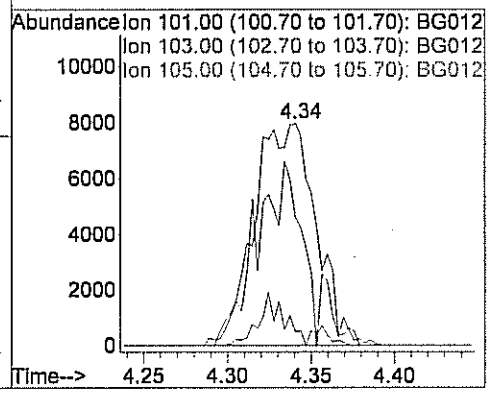

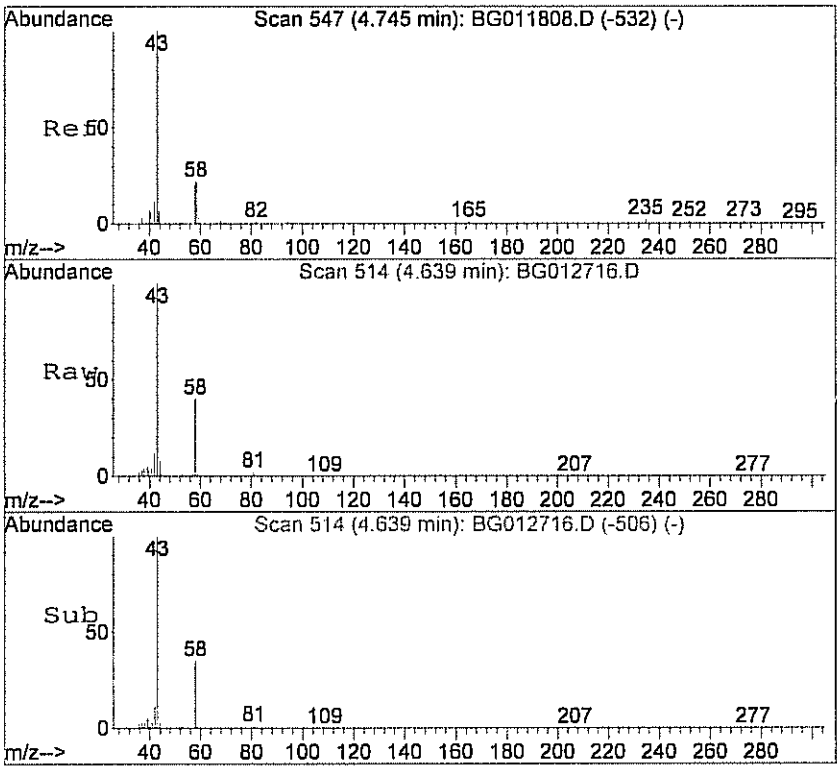

#12
Acetone
Concen: 2.93 ppb m
RT: 4.64 min Scan# 514
Delta R.T. -0.13 min
Lab File: BG012716.D
Acq: 27 Jan 2011 9:28 pm

Tgt Ion: 58 Resp: 36283

Ion	Ratio	Lower	Upper
58	100		
43	0.0	148.4	208.4#

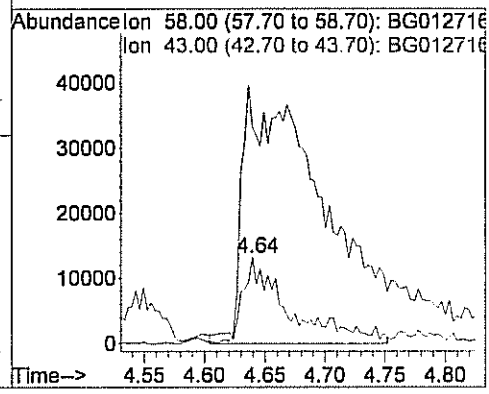

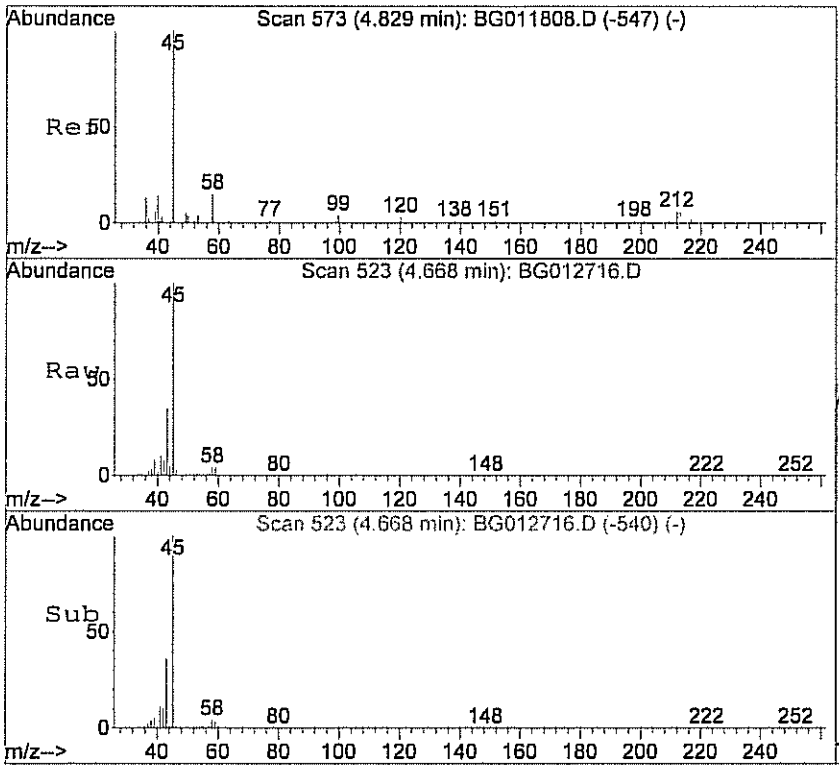

#13
Isopropyl alcohol
Concen: 21.74 ppb m
RT: 4.67 min Scan# 523
Delta R.T. -0.21 min
Lab File: BG012716.D
Acq: 27 Jan 2011 9:28 pm

Tgt Ion: 45 Resp: 488812

Ion	Ratio	Lower	Upper
45	100		
43	0.0	6.2	46.2#

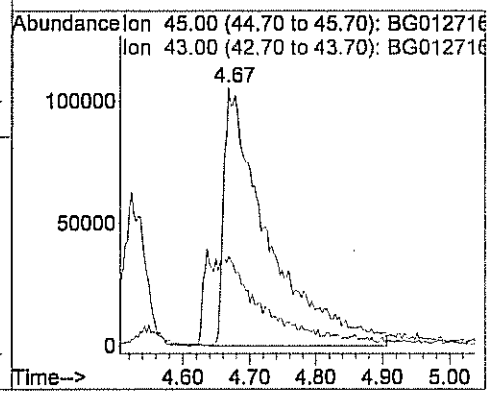

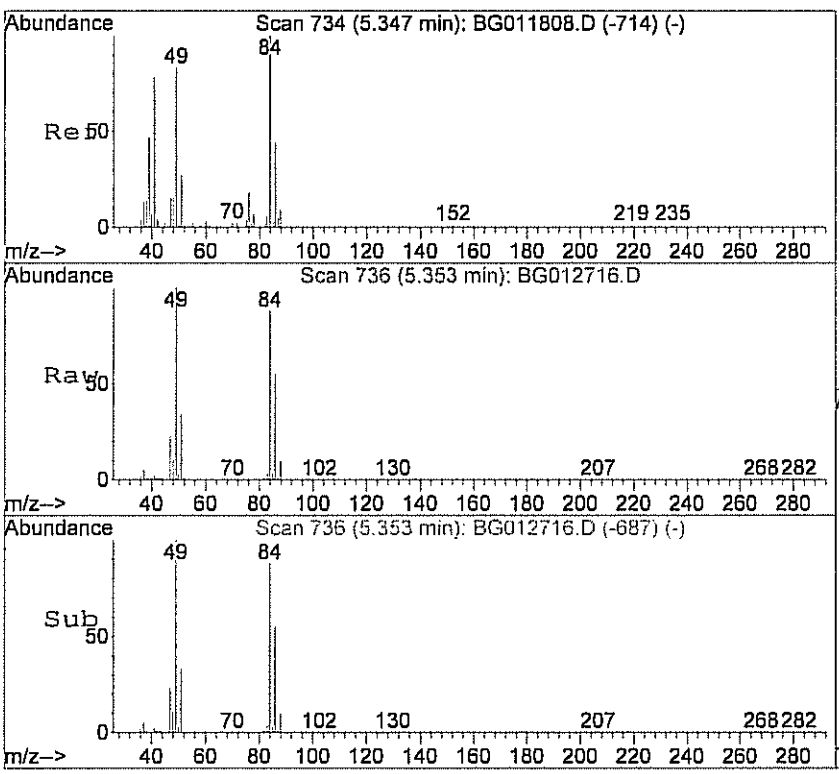

#16
Methylene chloride
Concen: 7.32 ppb
RT: 5.35 min Scan# 736
Delta R.T. 0.01 min
Lab File: BG012716.D
Acq: 27 Jan 2011 9:28 pm

Tgt Ion: 84 Resp: 207489

Ion	Ratio	Lower	Upper
84	100		
49	123.0	82.7	122.7#
86	65.1	35.7	75.7

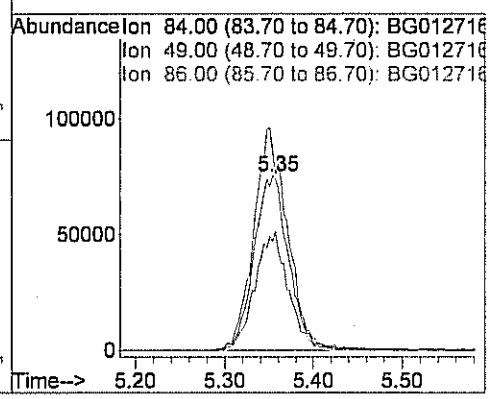

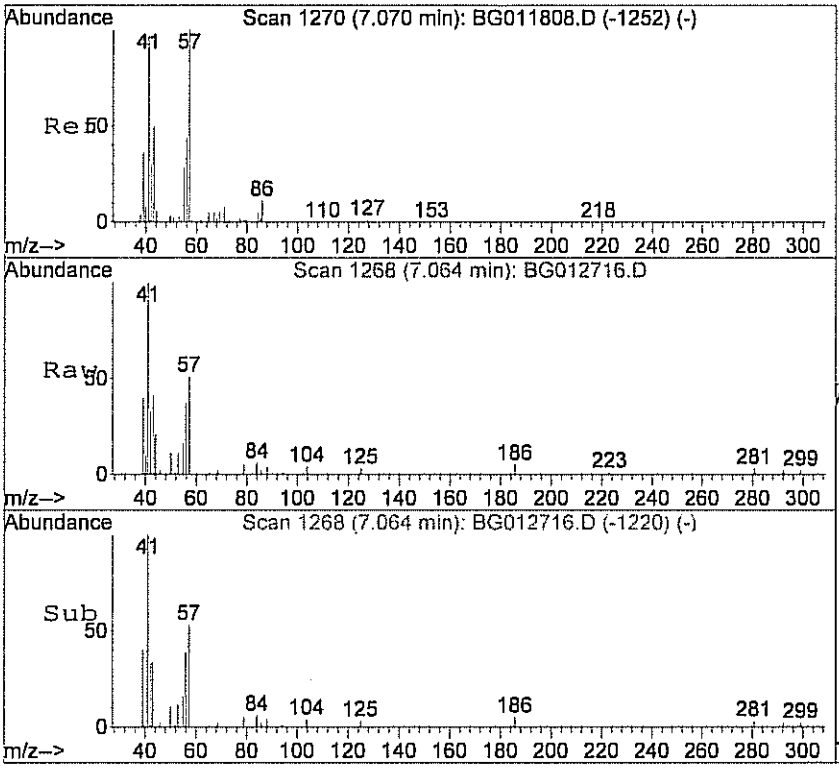

#25
Hexane
Concen: 0.21 ppb m
RT: 7.06 min Scan# 1268
Delta R.T. 0.00 min
Lab File: BG012716.D
Acq: 27 Jan 2011 9:28 pm

Tgt Ion: 41 Resp: 7159

Ion	Ratio	Lower	Upper
41	100		
57	105.6	67.3	107.3
43	84.6	22.9	62.9#

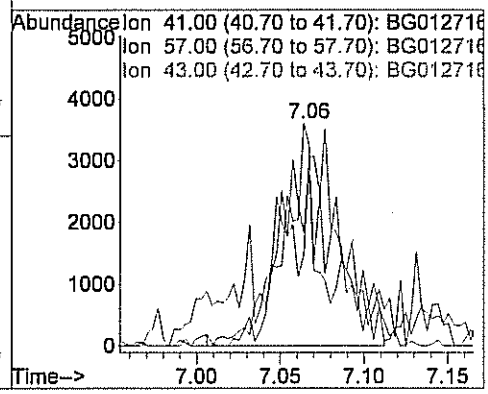

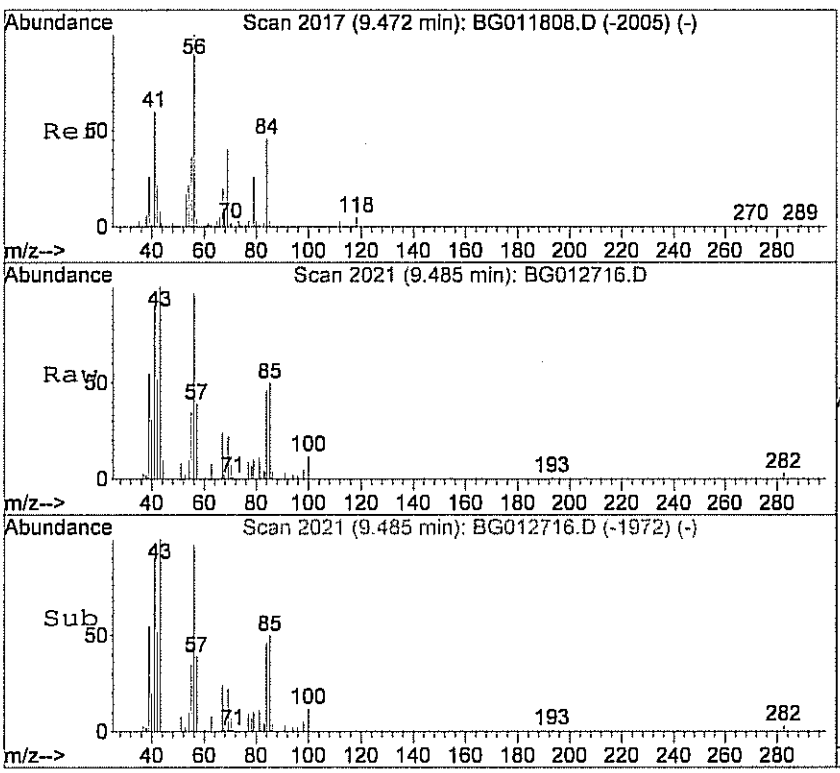

#32
Cyclohexane
Concen: 0.45 ppb
RT: 9.48 min Scan# 2021
Delta R.T. 0.01 min
Lab File: BG012716.D
Acq: 27 Jan 2011 9:28 pm

Tgt Ion: 56 Resp: 12546

Ion	Ratio	Lower	Upper
56	100		
41	0.0	40.6	80.6#
84	18.8	31.3	71.3#

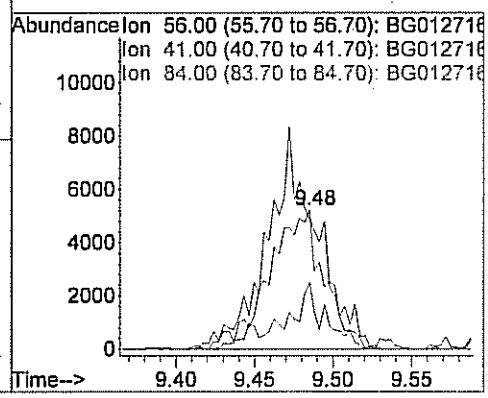

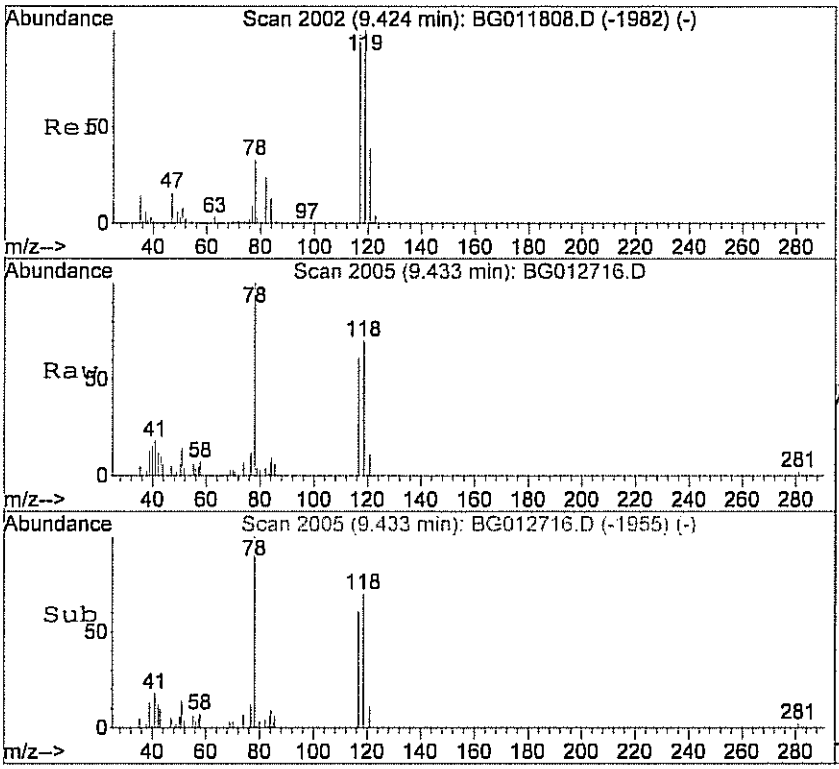

#33
Carbon tetrachloride
Concen: 0.05 ppb
RT: 9.43 min Scan# 2005
Delta R.T. 0.01 min
Lab File: BG012716.D
Acq: 27 Jan 2011 9:28 pm

Tgt Ion:117 Resp: 5655

Ion	Ratio	Lower	Upper
117	100		
119	23.3	64.1	104.1#

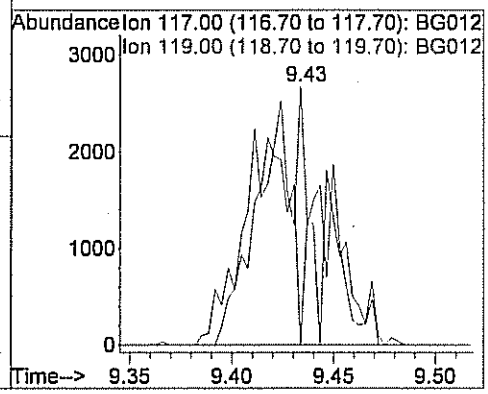

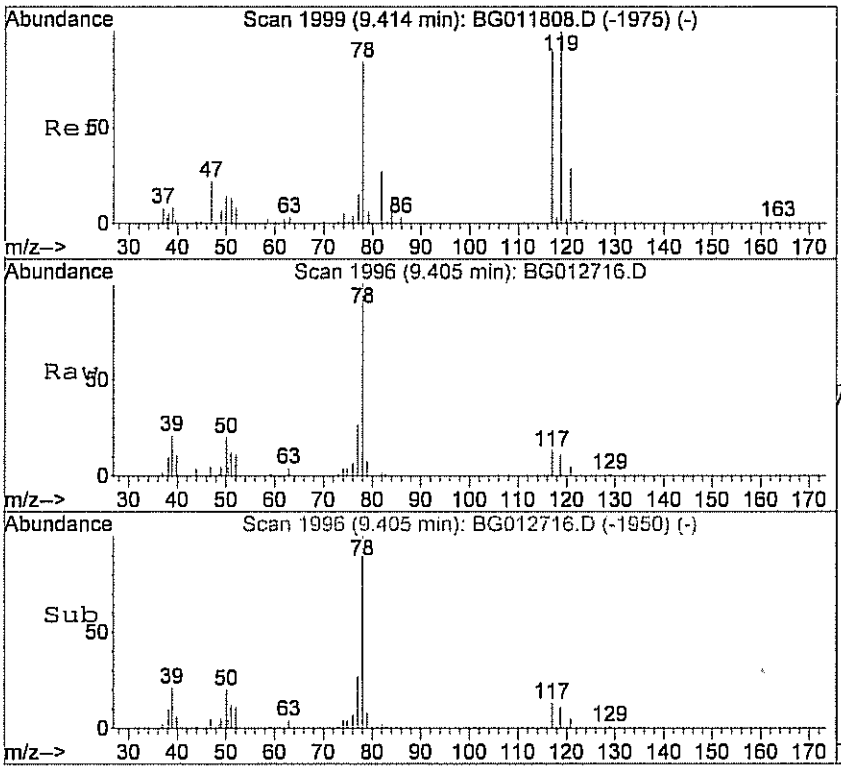

#34
Benzene
Concen: 0.29 ppb
RT: 9.40 min Scan# 1996
Delta R.T. -0.00 min
Lab File: BG012716.D
Acq: 27 Jan 2011 9:28 pm

Tgt Ion: 78 Resp: 23033

Ion	Ratio	Lower	Upper
78	100		
77	23.9	2.4	42.4
51	18.3	0.0	38.9

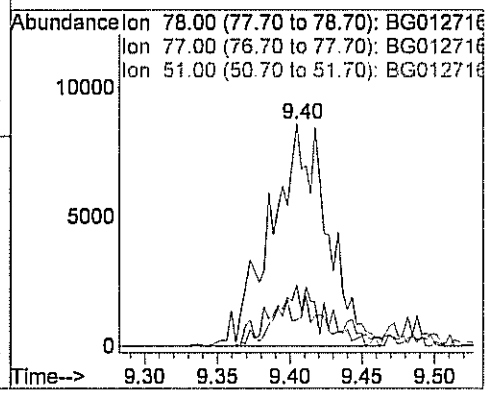

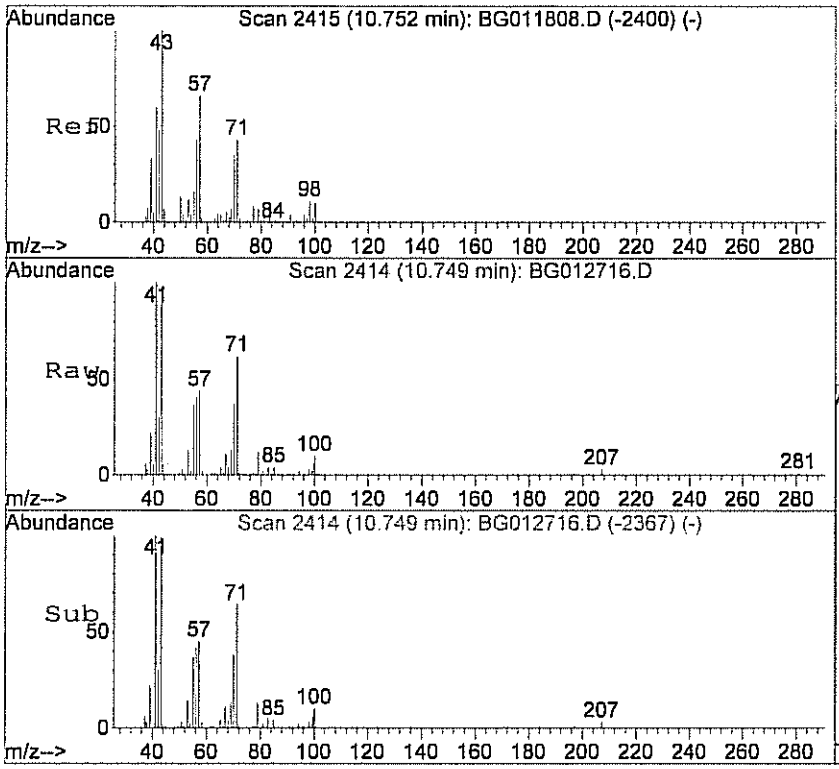

#37
Heptane
Concen: 0.78 ppb
RT: 10.75 min Scan# 2414
Delta R.T. -0.00 min
Lab File: BG012716.D
Acq: 27 Jan 2011 9:28 pm

Tgt Ion: 43 Resp: 22965

Ion	Ratio	Lower	Upper
43	100		
57	59.2	40.1	80.1
71	59.3	41.4	81.4

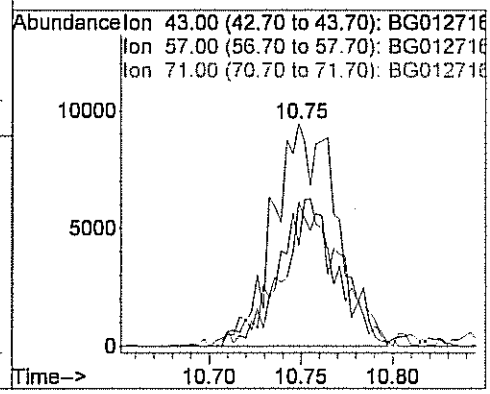

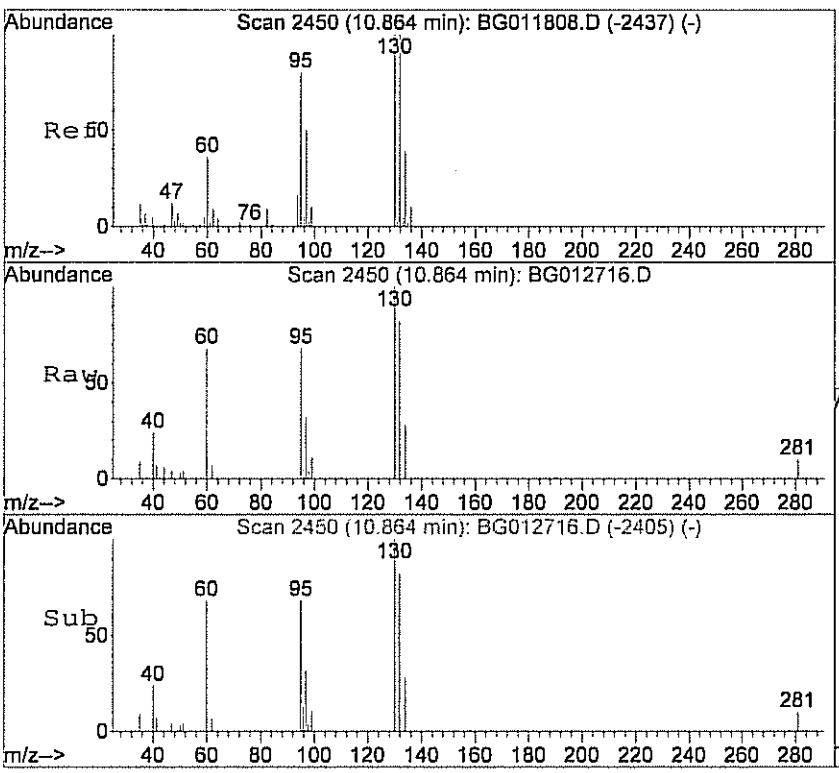

#38
Trichloroethene
Concen: 0.11 ppb m
RT: 10.86 min Scan# 2450
Delta R.T. -0.01 min
Lab File: BG012716.D
Acq: 27 Jan 2011 9:28 pm

Tgt Ion:130 Resp: 5085

Ion	Ratio	Lower	Upper
130	100		
132	0.0	63.9	103.9#
95	0.0	53.8	93.8#

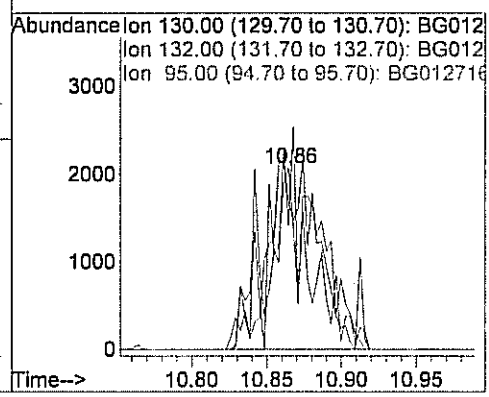

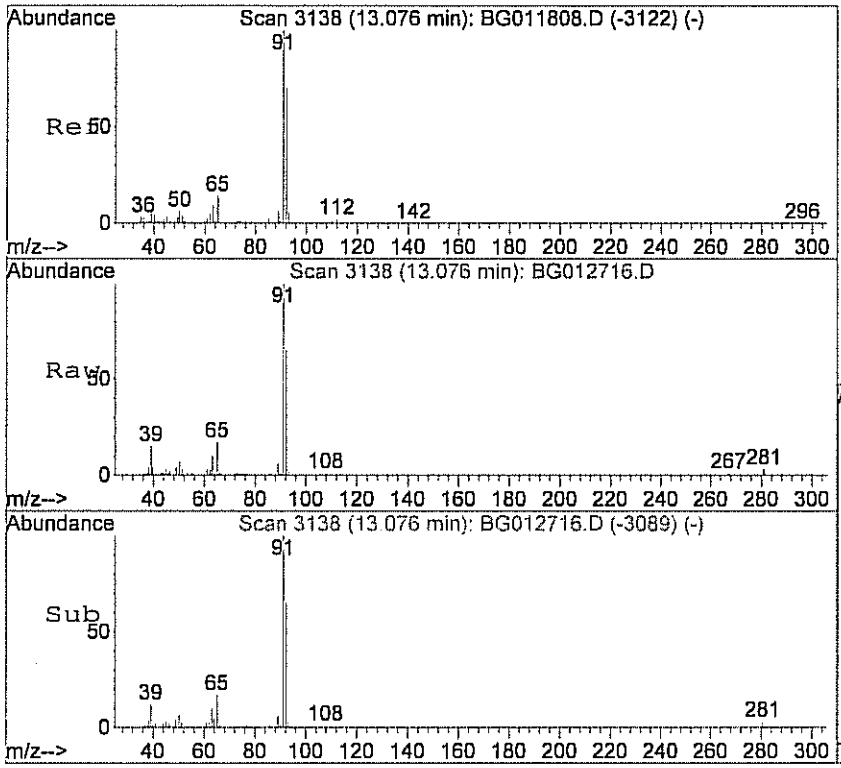

#45
Toluene
Concen: 0.79 ppb
RT: 13.08 min Scan# 3138
Delta R.T. 0.01 min
Lab File: BG012716.D
Acq: 27 Jan 2011 9:28 pm

Tgt Ion: 92 Resp: 30036

Ion	Ratio	Lower	Upper
92	100		
91	161.9	121.5	161.5#

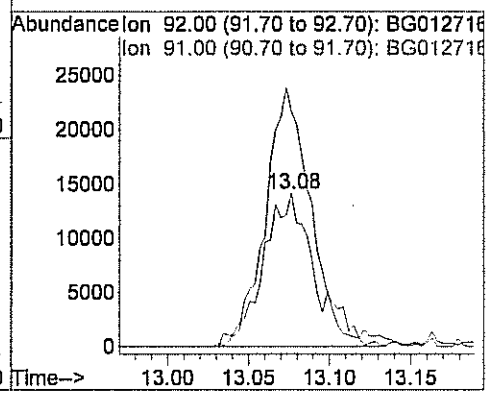

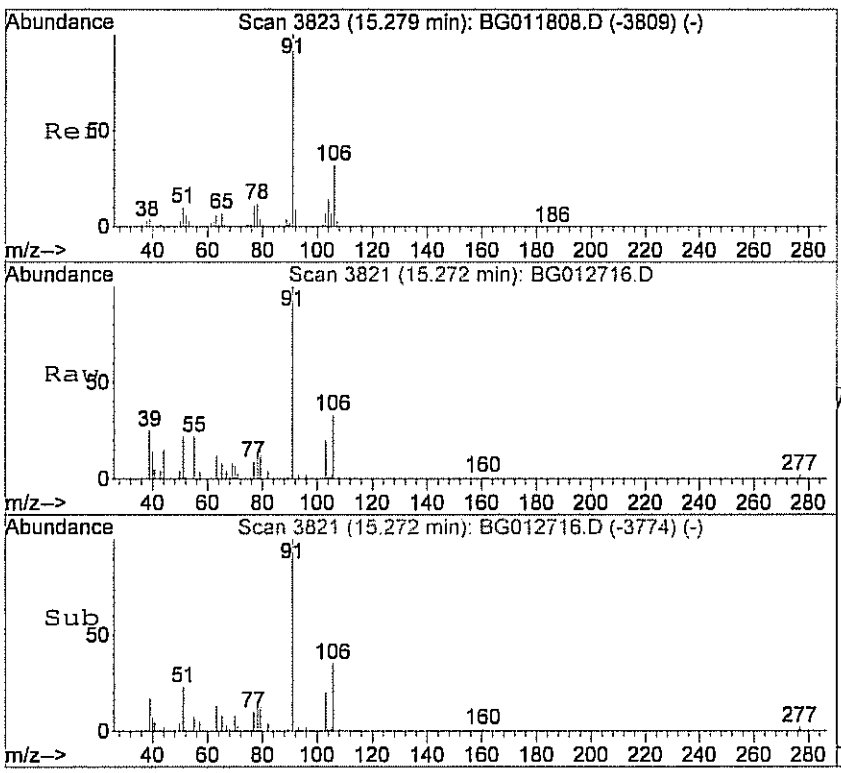

#52
Ethylbenzene
Concen: 0.10 ppb
RT: 15.27 min Scan# 3821
Delta R.T. -0.00 min
Lab File: BG012716.D
Acq: 27 Jan 2011 9:28 pm

Tgt Ion: 91 Resp: 6201

Ion	Ratio	Lower	Upper
91	100		
106	35.0	21.0	61.0

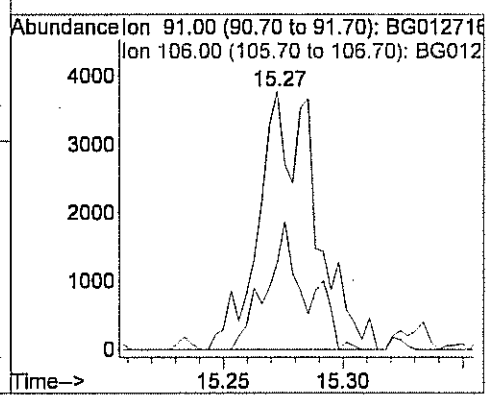

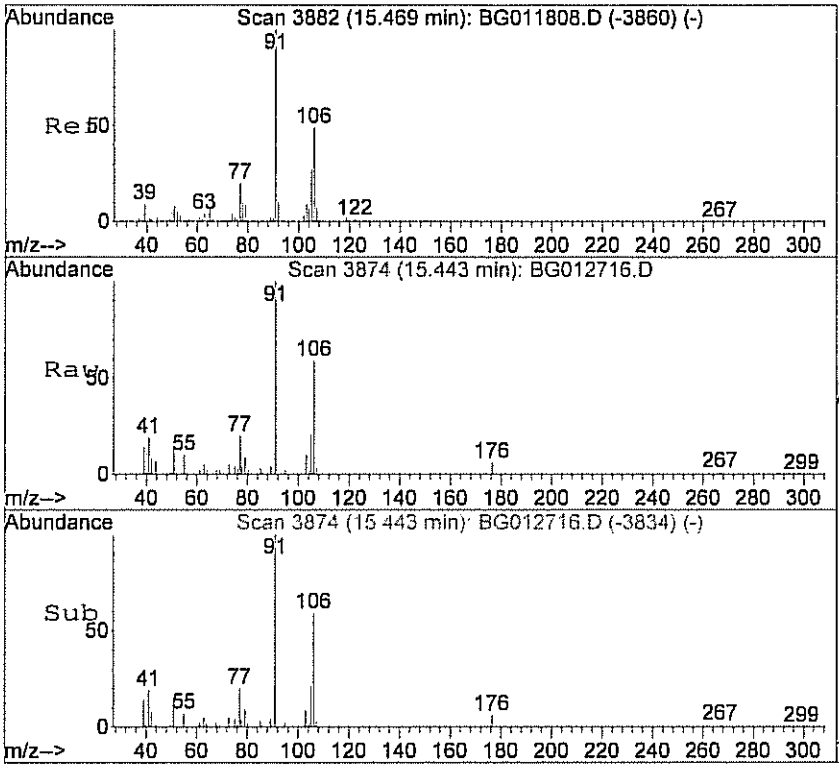

#53
m&p-xylene
Concen: 0.25 ppb
RT: 15.44 min Scan# 3874
Delta R.T. -0.02 min
Lab File: BG012716.D
Acq: 27 Jan 2011 9:28 pm

Tgt Ion: 91 Resp: 14209

Ion	Ratio	Lower	Upper
91	100		
106	41.8	34.5	74.5

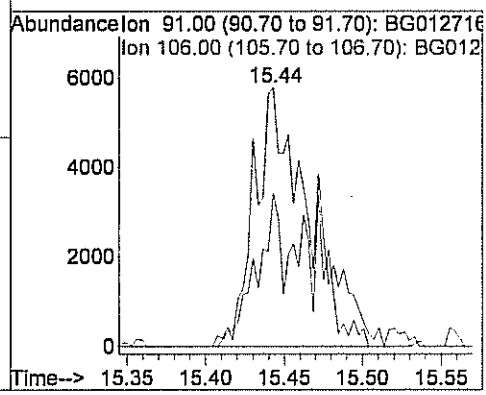

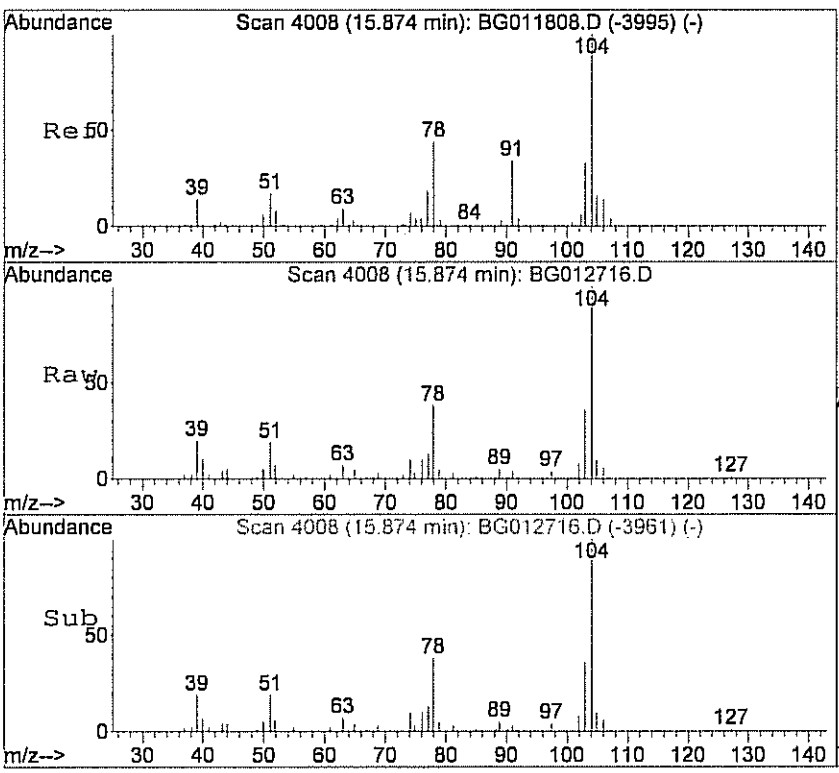

#54
Styrene
Concen: 0.57 ppb
RT: 15.87 min Scan# 4008
Delta R.T. -0.00 min
Lab File: BG012716.D
Acq: 27 Jan 2011 9:28 pm

Tgt Ion:104 Resp: 19667

Ion	Ratio	Lower	Upper
104	100		
78	42.3	13.1	53.1

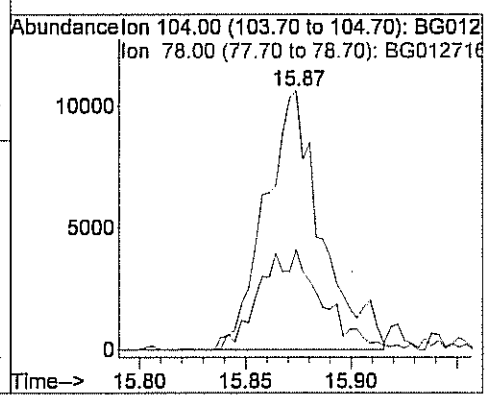

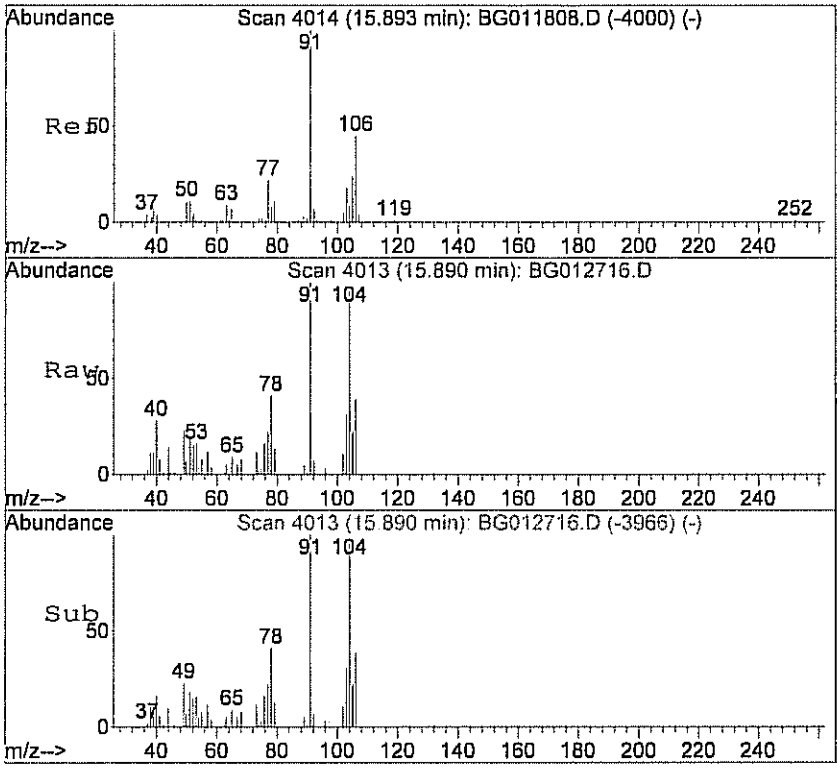

#56
o-xylene
Concen: 0.11 ppb m
RT: 15.89 min Scan# 4013
Delta R.T. -0.00 min
Lab File: BG012716.D
Acq: 27 Jan 2011 9:28 pm

Tgt Ion: 91 Resp: 6291

Ion	Ratio	Lower	Upper
91	100		
106	42.8	30.8	70.8

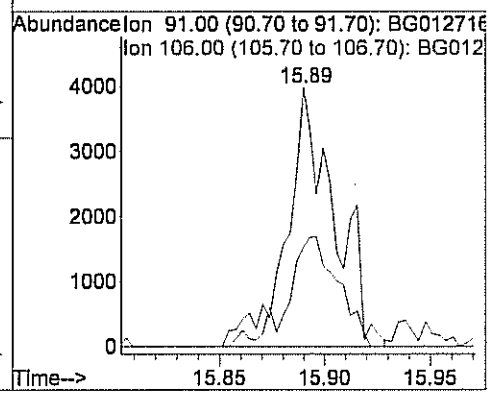

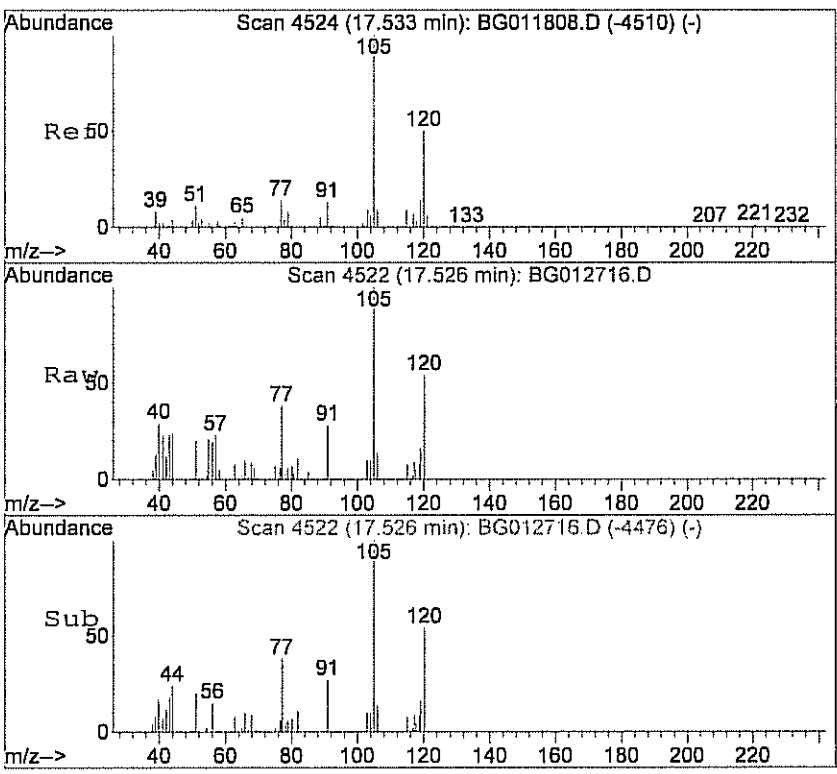

#61
1,2,4-trimethylbenzene
Concen: 0.19 ppb
RT: 17.53 min Scan# 4522
Delta R.T. -0.00 min
Lab File: BG012716.D
Acq: 27 Jan 2011 9:28 pm

Tgt Ion:105 Resp: 6628

Ion	Ratio	Lower	Upper
105	100		
120	68.3	52.0	92.0

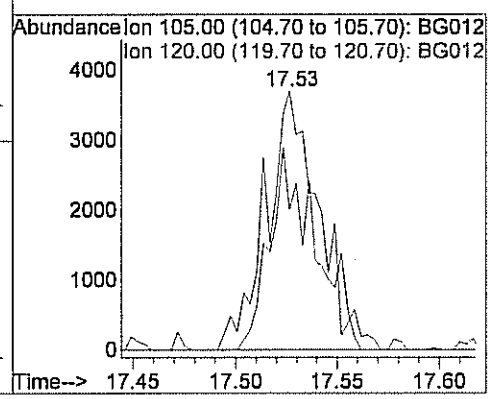

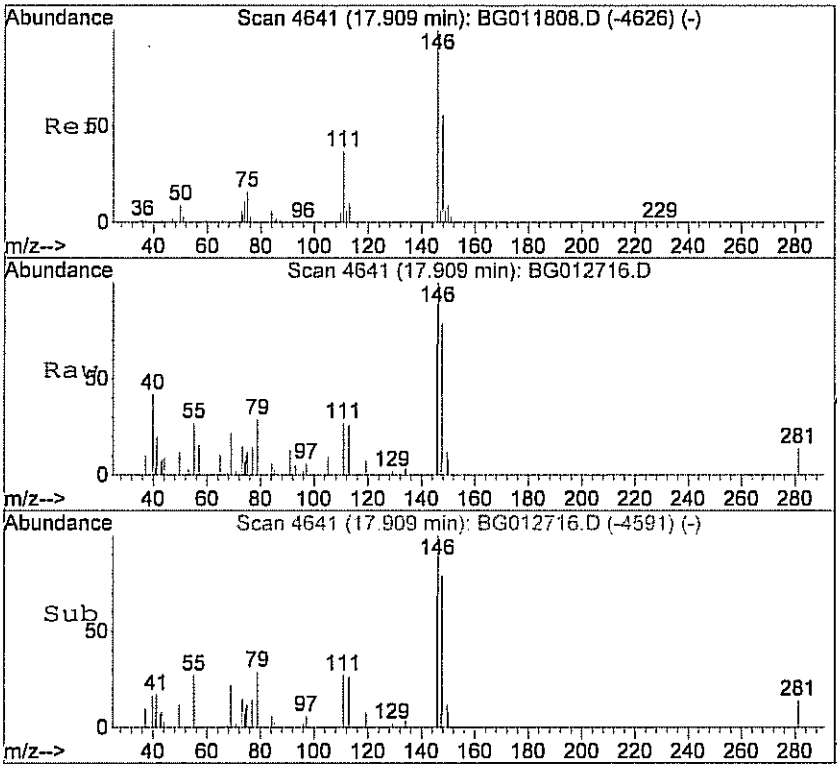

#64
1,4-dichlorobenzene
Concen: 0.11 ppb
RT: 17.91 min Scan# 4641
Delta R.T. 0.01 min
Lab File: BG012716.D
Acq: 27 Jan 2011 9:28 pm

Tgt Ion:146 Resp: 4472

Ion	Ratio	Lower	Upper
146	100		
148	60.6	35.1	75.1
111	29.9	12.4	52.4

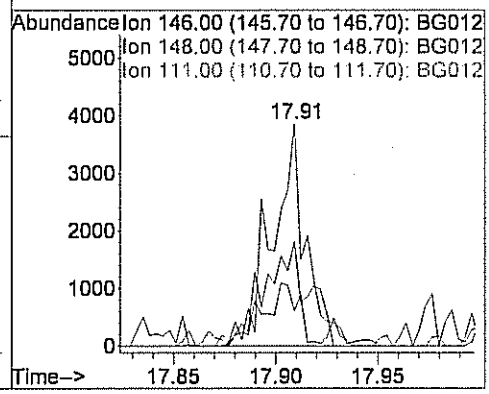

Quantitation Report (QT Reviewed)

Data File : C:\MSDCHEM\1\DATA\BG012824.D Vial: 48
Acq On : 29 Jan 2011 1:42 am Operator: LL
Sample : C1101036-013A 5X Inst : MSD #2
Misc : 1ugm3 & 0.25TCE,CT,VNCL Sample Multiplr: 1.00
MS Integration Params: RTEINT.P
Quant Time: Feb 01 16:10:45 2011 Quant Results File: B118_1UG.RES

Quant Method : C:\MSDCHEM\1\METHODS\B118_1UG.M (RTE Integrator)
Title : TO-15 VOA Standards for 5 point calibration
Last Update : Tue Feb 01 16:05:43 2011
Response via : Initial Calibration
DataAcq Meth : B118_1UG

Internal Standards	R.T.	QIon	Response	Conc	Units		Dev(Min)
1) Bromochloromethane	7.87	128	16306	1.00	ppb		0.00
30) 1,4-difluorobenzene	10.18	114	39000	1.00	ppb		0.00
44) Chlorobenzene-d5	14.97	117	41108	1.00	ppb		0.00
System Monitoring Compounds							
57) Bromofluorobenzene	16.51	95	19320	0.88	ppb		0.00
Spiked Amount 1.000	Range 70 - 130		Recovery = 88.00%				
Target Compounds							Qvalue
12) Acetone	4.71	58	7128m I.L.	0.65	ppb		
13) Isopropyl alcohol	4.76	45	66708m ↓	3.36	ppb		
16) Methylene chloride	5.35	84	39401	1.57	ppb		87
45) Toluene	13.08	92	4770	0.16	ppb	#	66

(#) = qualifier out of range (m) = manual integration (+) = signals summed

Quantitation Report (QT Reviewed)

Data File : C:\MSDCHEM\1\DATA\BG012824.D Vial: 48
Acq On : 29 Jan 2011 1:42 am Operator: LL
Sample : C1101036-013A 5X Inst : MSD #2
Misc : 1ugm3 & 0.25TCE,CT,VNCL Sample Multiplr: 1.00
MS Integration Params: RTEINT.P
Quant Time: Feb 1 16:13 2011 Quant Results File: B118_1UG.RES

Method : C:\MSDCHEM\1\METHODS\B118_1UG.M (RTE Integrator)
Title : TO-15 VOA Standards for 5 point calibration
Last Update : Tue Feb 01 16:05:43 2011
Response via : Initial Calibration

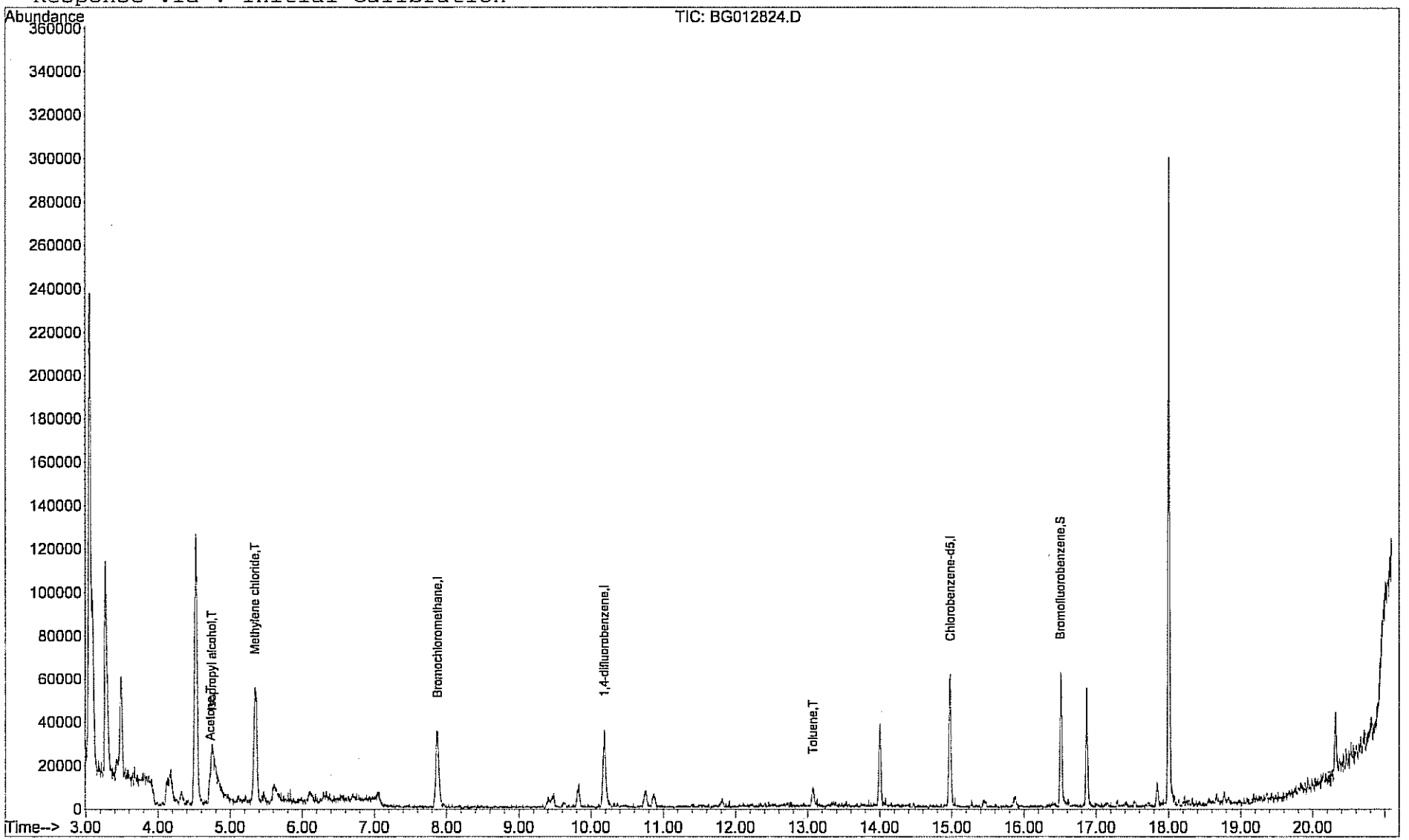

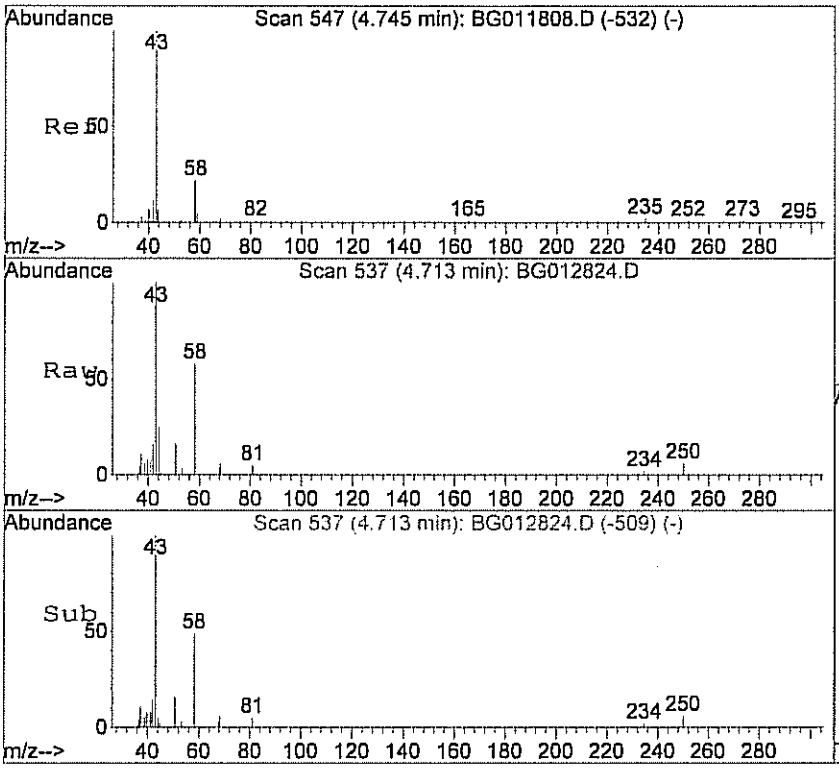

#12
Acetone
Concen: 0.65 ppb m
RT: 4.71 min Scan# 537
Delta R.T. -0.06 min
Lab File: BG012824.D
Acq: 29 Jan 2011 1:42 am

Tgt Ion: 58 Resp: 7128

Ion	Ratio	Lower	Upper
58	100		
43	0.0	148.4	208.4#

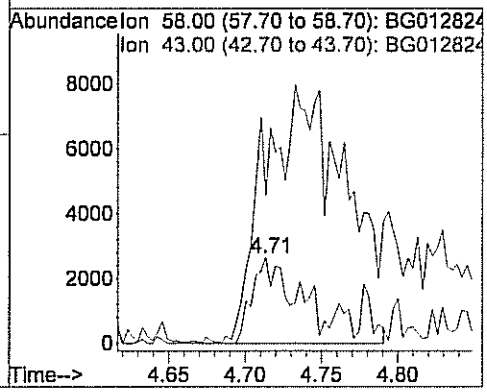

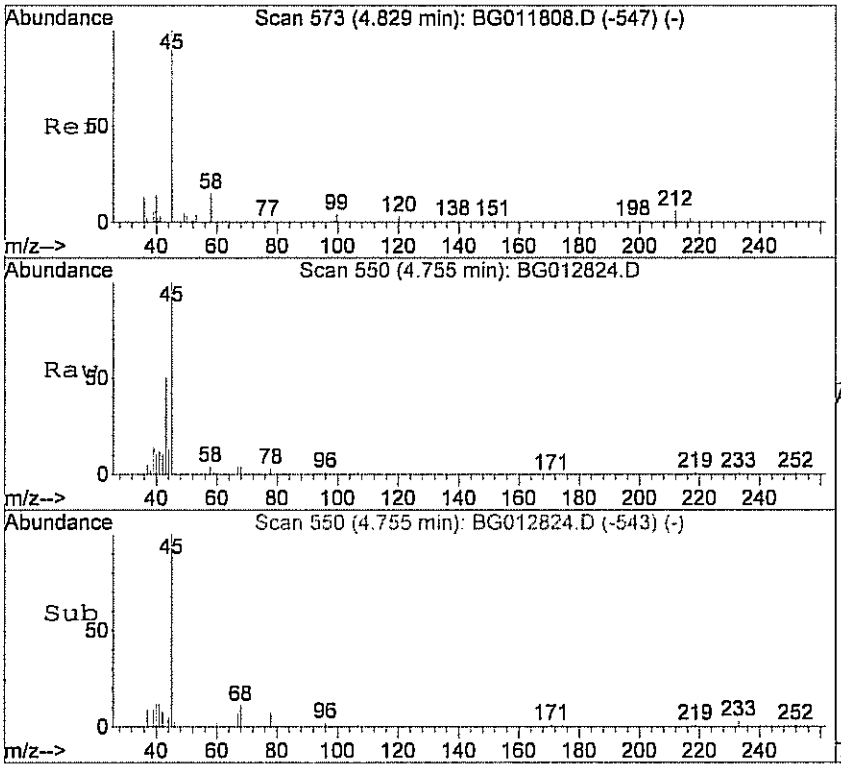

#13
Isopropyl alcohol
Concen: 3.36 ppb m
RT: 4.76 min Scan# 550
Delta R.T. -0.13 min
Lab File: BG012824.D
Acq: 29 Jan 2011 1:42 am

Tgt Ion: 45 Resp: 66708

Ion	Ratio	Lower	Upper
45	100		
43	0.0	6.2	46.2#

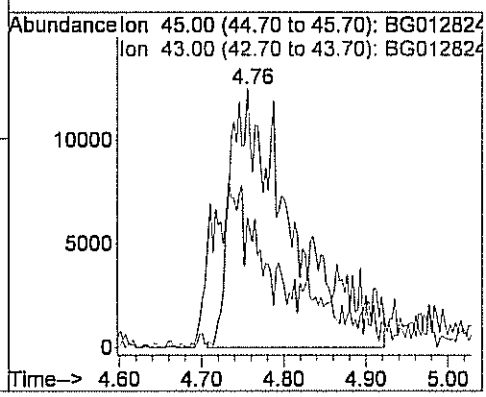

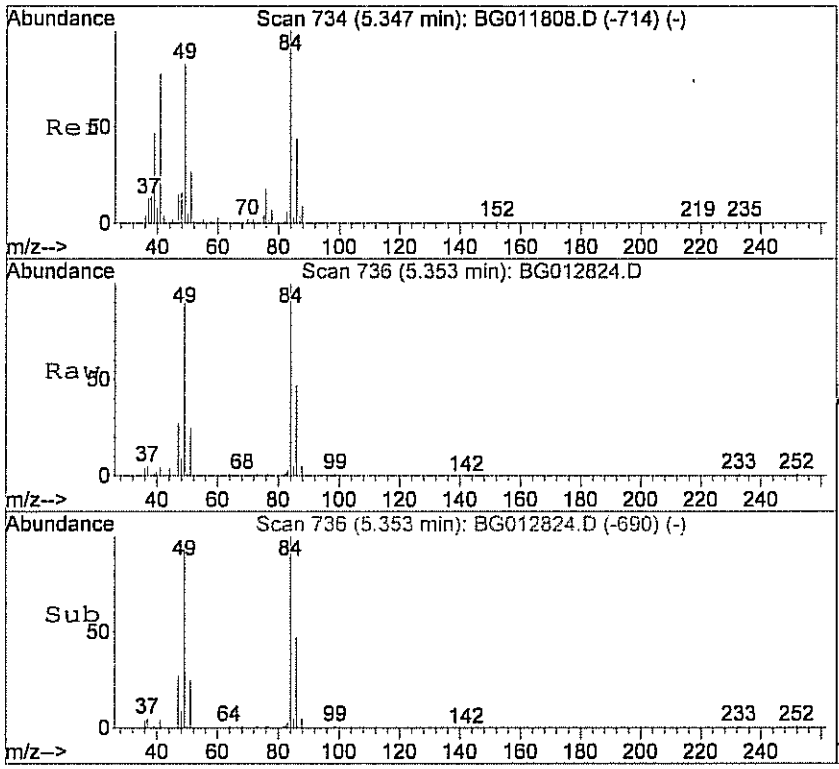

#16
Methylene chloride
Concen: 1.57 ppb
RT: 5.35 min Scan# 736
Delta R.T. -0.00 min
Lab File: BG012824.D
Acq: 29 Jan 2011 1:42 am

Tgt Ion: 84 Resp: 39401

Ion	Ratio	Lower	Upper
84	100		
49	117.6	82.7	122.7
86	62.7	35.7	75.7

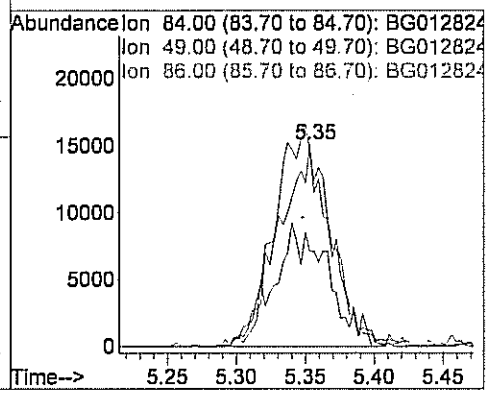

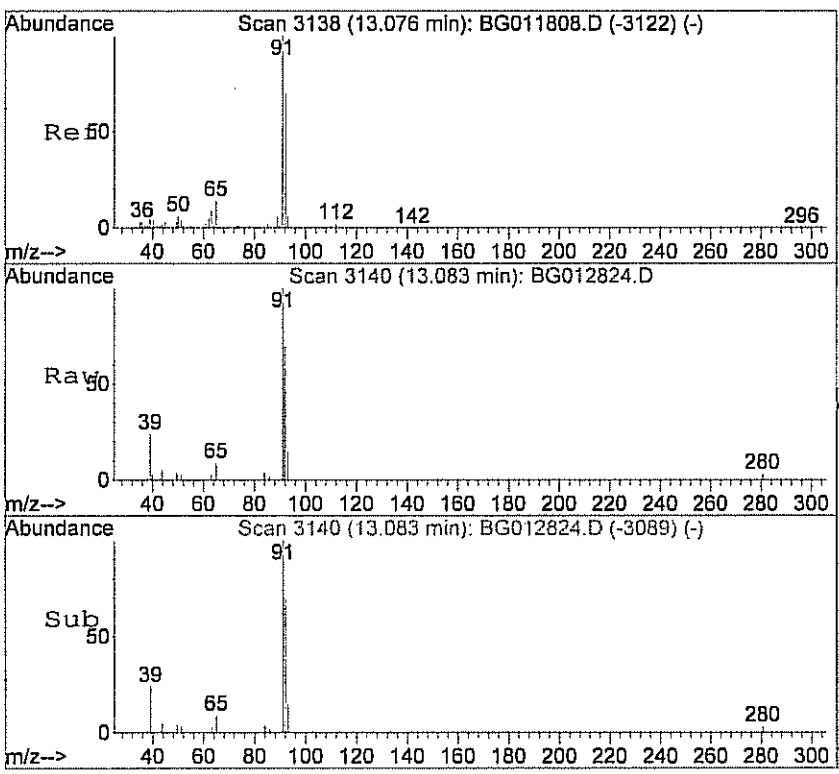

#45
Toluene
Concen: 0.16 ppb
RT: 13.08 min Scan# 3140
Delta R.T. 0.02 min
Lab File: BG012824.D
Acq: 29 Jan 2011 1:42 am

Tgt Ion: 92 Resp: 4770

Ion	Ratio	Lower	Upper
92	100		
91	182.7	121.5	161.5#

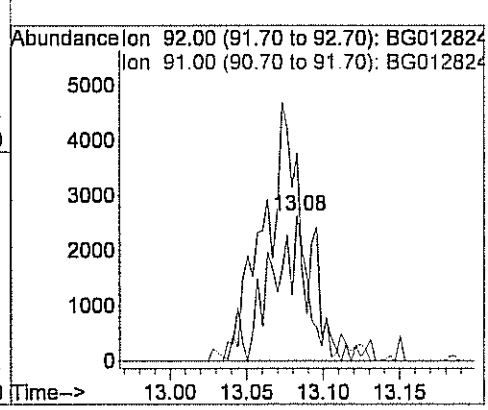

Quantitation Report (QT Reviewed)

Data File : C:\MSDCHEM\1\DATA\BG012825.D Vial: 48
Acq On : 29 Jan 2011 2:15 am Operator: LL
Sample : C1101036-013A 20X Inst : MSD #2
Misc : 1ugm3 & 0.25TCE,CT,VNCL Sample Multiplr: 1.00
MS Integration Params: RTEINT.P
Quant Time: Feb 01 16:13:57 2011 Quant Results File: B118_1UG.RES

Quant Method : C:\MSDCHEM\1\METHODS\B118_1UG.M (RTE Integrator)
Title : TO-15 VOA Standards for 5 point calibration
Last Update : Tue Feb 01 16:05:43 2011
Response via : Initial Calibration
DataAcq Meth : B118_1UG

Internal Standards	R.T.	QIon	Response	Conc	Units	Dev(Min)
1) Bromochloromethane	7.86	128	13169	1.00	ppb	-0.02
30) 1,4-difluorobenzene	10.18	114	33398	1.00	ppb	0.00
44) Chlorobenzene-d5	14.98	117	38069	1.00	ppb	0.00
System Monitoring Compounds						
57) Bromofluorobenzene	16.51	95	19895	0.98	ppb	0.00
Spiked Amount 1.000	Range 70 - 130		Recovery = 98.00%			
Target Compounds						Qvalue
13) Isopropyl alcohol	4.87	45	20366m LL	1.27	ppb	
16) Methylene chloride	5.34	84	11739	0.58	ppb	# 82

(#) = qualifier out of range (m) = manual integration (+) = signals summed
BG012825.D B118_1UG.M Thu Feb 24 17:20:04 2011 Page 1

Quantitation Report (QT Reviewed)

Data File : C:\MSDCHEM\1\DATA\BG012825.D Vial: 48
Acq On : 29 Jan 2011 2:15 am Operator: LL
Sample : C1101036-013A 20X Inst : MSD #2
Misc : 1ugm3 & 0.25TCE,CT,VNCL Sample Multiplr: 1.00
MS Integration Params: RTEINT.P
Quant Time: Feb 1 16:15 2011 Quant Results File: B118_1UG.RES

Method : C:\MSDCHEM\1\METHODS\B118_1UG.M (RTE Integrator)
Title : TO-15 VOA Standards for 5 point calibration
Last Update : Tue Feb 01 16:05:43 2011
Response via : Initial Calibration

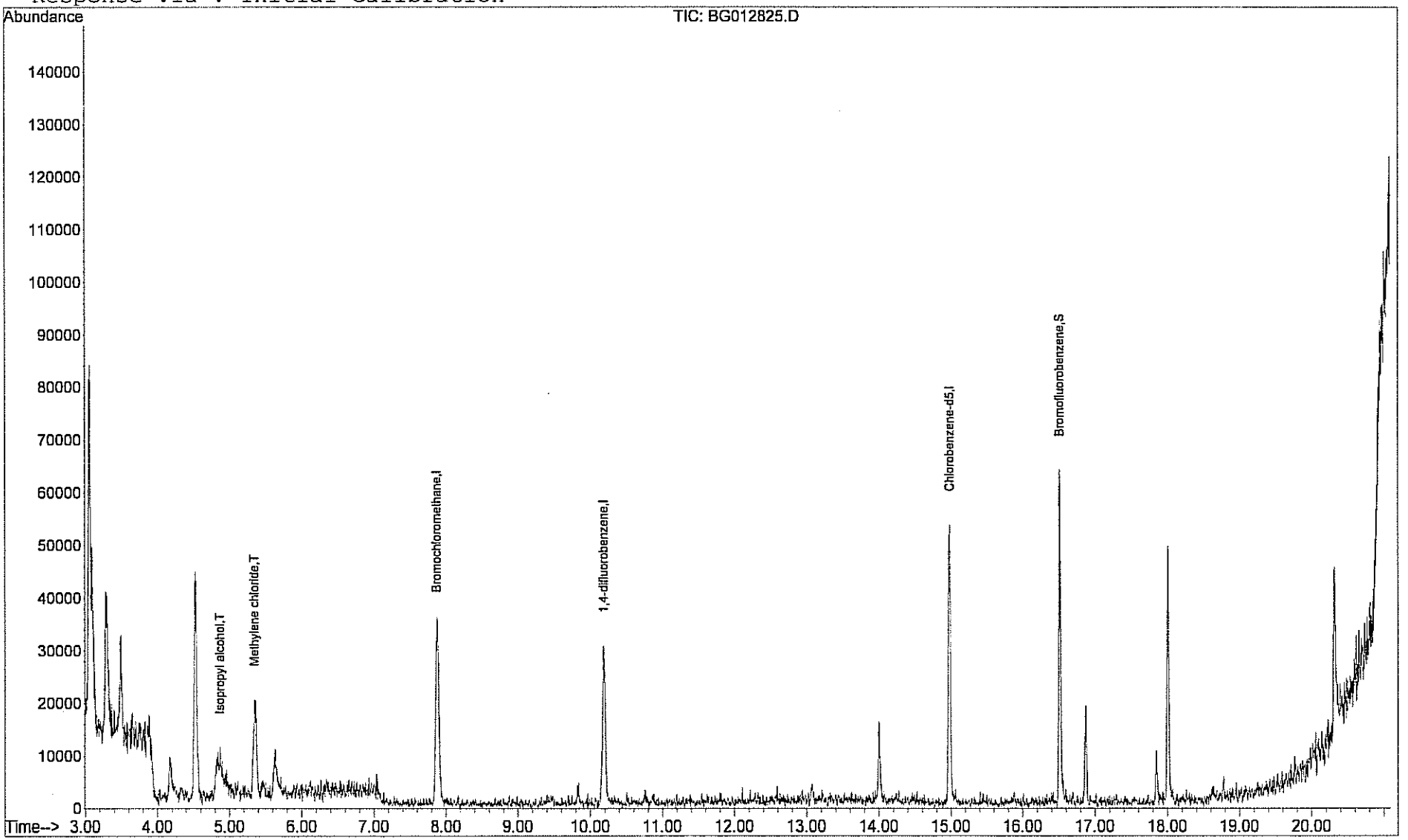

Centek laboratories, LLC

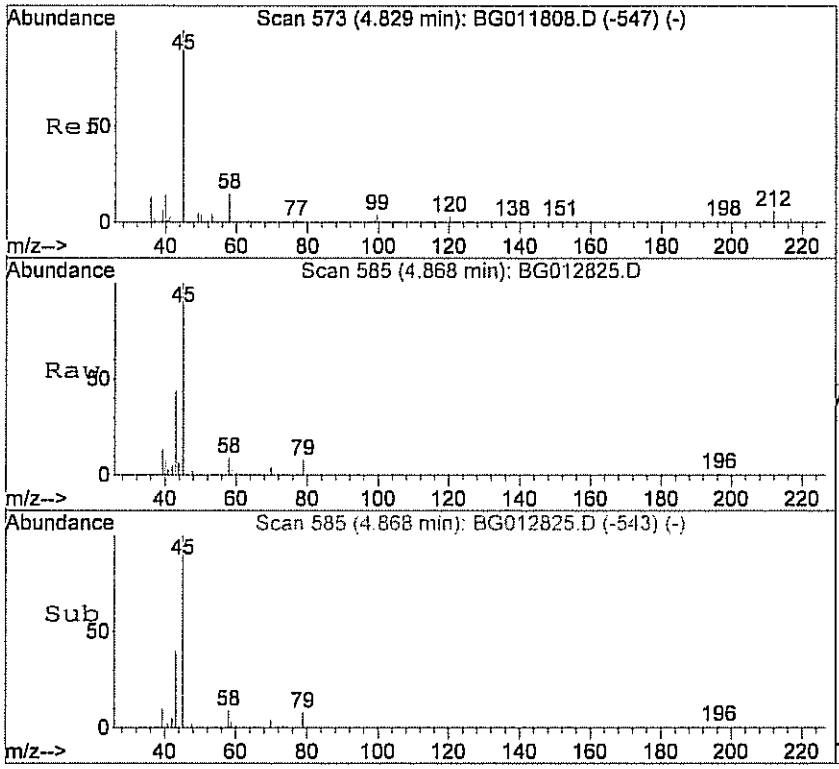

#13
Isopropyl alcohol
Concen: 1.27 ppb m
RT: 4.87 min Scan# 585
Delta R.T. -0.01 min
Lab File: BG012825.D
Acq: 29 Jan 2011 2:15 am

Tgt Ion: 45 Resp: 20366

Ion	Ratio	Lower	Upper
45	100		
43	0.0	6.2	46.2#

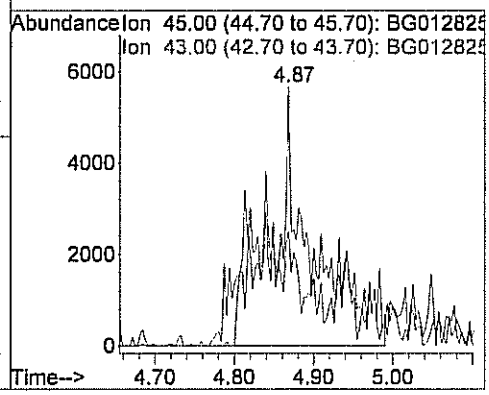

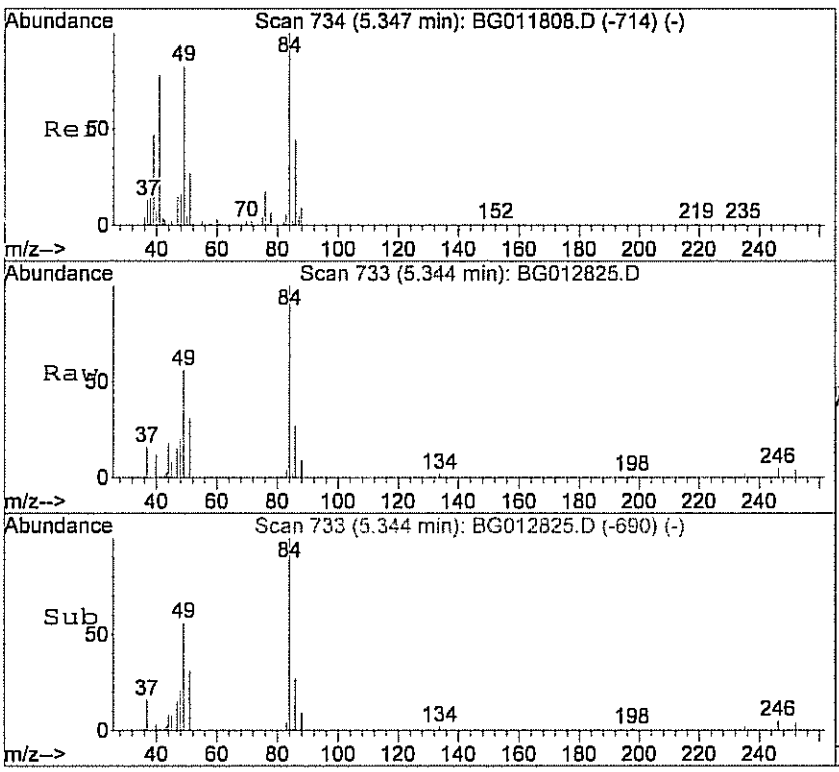

#16
Methylene chloride
Concen: 0.58 ppb
RT: 5.34 min Scan# 733
Delta R.T. -0.01 min
Lab File: BG012825.D
Acq: 29 Jan 2011 2:15 am

Tgt Ion: 84 Resp: 11739

Ion	Ratio	Lower	Upper
84	100		
49	123.8	82.7	122.7#
86	65.3	35.7	75.7

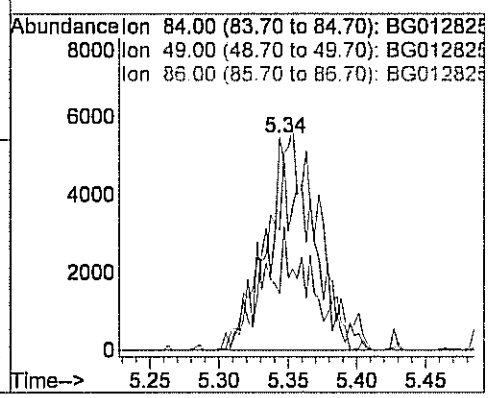

Centek Laboratories, LLC

Date: *24-Feb-11*

CLIENT:	Arcadis	**Client Sample ID:**	SS-VMP 2B
Lab Order:	C1101036	**Tag Number:**	415,44
Project:	Lockheed Martin NJ001014.0001	**Collection Date:**	1/25/2011
Lab ID:	C1101036-014A	**Matrix:**	

Analyses	Result	**Limit	Qual	Units	DF	Date Analyzed
FIELD PARAMETERS		FLD				Analyst:
Lab Vacuum In	-6			"Hg		1/26/2011
Lab Vacuum Out	-30			"Hg		1/26/2011
1UG/M3 BY METHOD TO15		TO-15				Analyst: LL
1,1,1-Trichloroethane	12	1.5		ppbV	10	1/27/2011 10:35:00 PM
1,1,2,2-Tetrachloroethane	< 0.15	0.15		ppbV	1	1/27/2011 10:02:00 PM
1,1,2-Trichloroethane	< 0.15	0.15		ppbV	1	1/27/2011 10:02:00 PM
1,1-Dichloroethane	< 0.15	0.15		ppbV	1	1/27/2011 10:02:00 PM
1,1-Dichloroethene	< 0.15	0.15		ppbV	1	1/27/2011 10:02:00 PM
1,2,4-Trichlorobenzene	< 0.15	0.15		ppbV	1	1/27/2011 10:02:00 PM
1,2,4-Trimethylbenzene	0.86	0.15		ppbV	1	1/27/2011 10:02:00 PM
1,2-Dibromoethane	< 0.15	0.15		ppbV	1	1/27/2011 10:02:00 PM
1,2-Dichlorobenzene	< 0.15	0.15		ppbV	1	1/27/2011 10:02:00 PM
1,2-Dichloroethane	< 0.15	0.15		ppbV	1	1/27/2011 10:02:00 PM
1,2-Dichloropropane	< 0.15	0.15		ppbV	1	1/27/2011 10:02:00 PM
1,3,5-Trimethylbenzene	0.20	0.15		ppbV	1	1/27/2011 10:02:00 PM
1,3-butadiene	< 0.15	0.15		ppbV	1	1/27/2011 10:02:00 PM
1,3-Dichlorobenzene	< 0.15	0.15		ppbV	1	1/27/2011 10:02:00 PM
1,4-Dichlorobenzene	< 0.15	0.15		ppbV	1	1/27/2011 10:02:00 PM
1,4-Dioxane	< 0.30	0.30		ppbV	1	1/27/2011 10:02:00 PM
2,2,4-trimethylpentane	< 0.15	0.15		ppbV	1	1/27/2011 10:02:00 PM
4-ethyltoluene	0.11	0.15	J	ppbV	1	1/27/2011 10:02:00 PM
Acetone	2.0	0.30		ppbV	1	1/27/2011 10:02:00 PM
Allyl chloride	< 0.15	0.15		ppbV	1	1/27/2011 10:02:00 PM
Benzene	< 0.15	0.15		ppbV	1	1/27/2011 10:02:00 PM
Benzyl chloride	< 0.15	0.15		ppbV	1	1/27/2011 10:02:00 PM
Bromodichloromethane	< 0.15	0.15		ppbV	1	1/27/2011 10:02:00 PM
Bromoform	< 0.15	0.15		ppbV	1	1/27/2011 10:02:00 PM
Bromomethane	< 0.15	0.15		ppbV	1	1/27/2011 10:02:00 PM
Carbon disulfide	0.24	0.15		ppbV	1	1/27/2011 10:02:00 PM
Carbon tetrachloride	0.050	0.15	J	ppbV	1	1/27/2011 10:02:00 PM
Chlorobenzene	< 0.15	0.15		ppbV	1	1/27/2011 10:02:00 PM
Chloroethane	< 0.15	0.15		ppbV	1	1/27/2011 10:02:00 PM
Chloroform	0.18	0.15		ppbV	1	1/27/2011 10:02:00 PM
Chloromethane	< 0.15	0.15		ppbV	1	1/27/2011 10:02:00 PM
cis-1,2-Dichloroethene	< 0.15	0.15		ppbV	1	1/27/2011 10:02:00 PM
cis-1,3-Dichloropropene	< 0.15	0.15		ppbV	1	1/27/2011 10:02:00 PM
Cyclohexane	< 0.15	0.15		ppbV	1	1/27/2011 10:02:00 PM
Dibromochloromethane	< 0.15	0.15		ppbV	1	1/27/2011 10:02:00 PM
Ethyl acetate	< 0.25	0.25		ppbV	1	1/27/2011 10:02:00 PM

Qualifiers:

**	Reporting Limit	.	Results reported are not blank corrected
B	Analyte detected in the associated Method Blank	E	Value above quantitation range
H	Holding times for preparation or analysis exceeded	J	Analyte detected at or below quantitation limits
JN	Non-routine analyte. Quantitation estimated.	ND	Not Detected at the Reporting Limit
S	Spike Recovery outside accepted recovery limits		

Centek Laboratories, LLC

Date: *24-Feb-11*

CLIENT:	Arcadis	**Client Sample ID:**	SS-VMP 2B
Lab Order:	C1101036	**Tag Number:**	415,44
Project:	Lockheed Martin NJ001014.0001	**Collection Date:**	1/25/2011
Lab ID:	C1101036-014A	**Matrix:**	

Analyses	Result	**Limit	Qual	Units	DF	Date Analyzed
1UG/M3 BY METHOD TO15		TO-15				Analyst: LL
Ethylbenzene	0.15	0.15		ppbV	1	1/27/2011 10:02:00 PM
Freon 11	0.40	0.15		ppbV	1	1/27/2011 10:02:00 PM
Freon 113	0.47	0.15		ppbV	1	1/27/2011 10:02:00 PM
Freon 114	< 0.15	0.15		ppbV	1	1/27/2011 10:02:00 PM
Freon 12	6.6	1.5		ppbV	10	1/27/2011 10:35:00 PM
Heptane	< 0.15	0.15		ppbV	1	1/27/2011 10:02:00 PM
Hexachloro-1,3-butadiene	< 0.15	0.15		ppbV	1	1/27/2011 10:02:00 PM
Hexane	< 0.15	0.15		ppbV	1	1/27/2011 10:02:00 PM
Isopropyl alcohol	1.2	0.15		ppbV	1	1/27/2011 10:02:00 PM
m&p-Xylene	0.51	0.30		ppbV	1	1/27/2011 10:02:00 PM
Methyl Butyl Ketone	< 0.30	0.30		ppbV	1	1/27/2011 10:02:00 PM
Methyl Ethyl Ketone	< 0.30	0.30		ppbV	1	1/27/2011 10:02:00 PM
Methyl Isobutyl Ketone	< 0.30	0.30		ppbV	1	1/27/2011 10:02:00 PM
Methyl tert-butyl ether	< 0.15	0.15		ppbV	1	1/27/2011 10:02:00 PM
Methylene chloride	< 0.15	0.15		ppbV	1	1/27/2011 10:02:00 PM
o-Xylene	0.23	0.15		ppbV	1	1/27/2011 10:02:00 PM
Propylene	< 0.15	0.15		ppbV	1	1/27/2011 10:02:00 PM
Styrene	< 0.15	0.15		ppbV	1	1/27/2011 10:02:00 PM
Tetrachloroethylene	13	1.5		ppbV	10	1/27/2011 10:35:00 PM
Tetrahydrofuran	< 0.15	0.15		ppbV	1	1/27/2011 10:02:00 PM
Toluene	0.57	0.15		ppbV	1	1/27/2011 10:02:00 PM
trans-1,2-Dichloroethene	< 0.15	0.15		ppbV	1	1/27/2011 10:02:00 PM
trans-1,3-Dichloropropene	< 0.15	0.15		ppbV	1	1/27/2011 10:02:00 PM
Trichloroethene	6.1	1.5		ppbV	10	1/27/2011 10:35:00 PM
Vinyl acetate	< 0.15	0.15		ppbV	1	1/27/2011 10:02:00 PM
Vinyl Bromide	< 0.15	0.15		ppbV	1	1/27/2011 10:02:00 PM
Vinyl chloride	< 0.15	0.15		ppbV	1	1/27/2011 10:02:00 PM
Surr: Bromofluorobenzene	106	70-130		%REC	1	1/27/2011 10:02:00 PM

Qualifiers:				
	**	Reporting Limit	.	Results reported are not blank corrected
	B	Analyte detected in the associated Method Blank	E	Value above quantitation range
	H	Holding times for preparation or analysis exceeded	J	Analyte detected at or below quantitation limits
	JN	Non-routine analyte. Quantitation estimated.	ND	Not Detected at the Reporting Limit
	S	Spike Recovery outside accepted recovery limits		

Centek Laboratories, LLC

Date: *24-Feb-11*

CLIENT:	Arcadis	**Client Sample ID:**	SS-VMP 2B
Lab Order:	C1101036	**Tag Number:**	415,44
Project:	Lockheed Martin NJ001014.0001	**Collection Date:**	1/25/2011
Lab ID:	C1101036-014A	**Matrix:**	

Analyses	Result	**Limit	Qual	Units	DF	Date Analyzed
1UG/M3 BY METHOD TO15		TO-15				Analyst: LL
1,1,1-Trichloroethane	69	8.3		ug/m3	10	1/27/2011 10:35:00 PM
1,1,2,2-Tetrachloroethane	< 1.0	1.0		ug/m3	1	1/27/2011 10:02:00 PM
1,1,2-Trichloroethane	< 0.83	0.83		ug/m3	1	1/27/2011 10:02:00 PM
1,1-Dichloroethane	< 0.62	0.62		ug/m3	1	1/27/2011 10:02:00 PM
1,1-Dichloroethene	< 0.60	0.60		ug/m3	1	1/27/2011 10:02:00 PM
1,2,4-Trichlorobenzene	< 1.1	1.1		ug/m3	1	1/27/2011 10:02:00 PM
1,2,4-Trimethylbenzene	4.3	0.75		ug/m3	1	1/27/2011 10:02:00 PM
1,2-Dibromoethane	< 1.2	1.2		ug/m3	1	1/27/2011 10:02:00 PM
1,2-Dichlorobenzene	< 0.92	0.92		ug/m3	1	1/27/2011 10:02:00 PM
1,2-Dichloroethane	< 0.62	0.62		ug/m3	1	1/27/2011 10:02:00 PM
1,2-Dichloropropane	< 0.70	0.70		ug/m3	1	1/27/2011 10:02:00 PM
1,3,5-Trimethylbenzene	1.0	0.75		ug/m3	1	1/27/2011 10:02:00 PM
1,3-butadiene	< 0.34	0.34		ug/m3	1	1/27/2011 10:02:00 PM
1,3-Dichlorobenzene	< 0.92	0.92		ug/m3	1	1/27/2011 10:02:00 PM
1,4-Dichlorobenzene	< 0.92	0.92		ug/m3	1	1/27/2011 10:02:00 PM
1,4-Dioxane	< 1.1	1.1		ug/m3	1	1/27/2011 10:02:00 PM
2,2,4-trimethylpentane	< 0.71	0.71		ug/m3	1	1/27/2011 10:02:00 PM
4-ethyltoluene	0.55	0.75	J	ug/m3	1	1/27/2011 10:02:00 PM
Acetone	4.8	0.72		ug/m3	1	1/27/2011 10:02:00 PM
Allyl chloride	< 0.48	0.48		ug/m3	1	1/27/2011 10:02:00 PM
Benzene	< 0.49	0.49		ug/m3	1	1/27/2011 10:02:00 PM
Benzyl chloride	< 0.88	0.88		ug/m3	1	1/27/2011 10:02:00 PM
Bromodichloromethane	< 1.0	1.0		ug/m3	1	1/27/2011 10:02:00 PM
Bromoform	< 1.6	1.6		ug/m3	1	1/27/2011 10:02:00 PM
Bromomethane	< 0.59	0.59		ug/m3	1	1/27/2011 10:02:00 PM
Carbon disulfide	0.76	0.47		ug/m3	1	1/27/2011 10:02:00 PM
Carbon tetrachloride	0.32	0.96	J	ug/m3	1	1/27/2011 10:02:00 PM
Chlorobenzene	< 0.70	0.70		ug/m3	1	1/27/2011 10:02:00 PM
Chloroethane	< 0.40	0.40		ug/m3	1	1/27/2011 10:02:00 PM
Chloroform	0.89	0.74		ug/m3	1	1/27/2011 10:02:00 PM
Chloromethane	< 0.31	0.31		ug/m3	1	1/27/2011 10:02:00 PM
cis-1,2-Dichloroethene	< 0.60	0.60		ug/m3	1	1/27/2011 10:02:00 PM
cis-1,3-Dichloropropene	< 0.69	0.69		ug/m3	1	1/27/2011 10:02:00 PM
Cyclohexane	< 0.52	0.52		ug/m3	1	1/27/2011 10:02:00 PM
Dibromochloromethane	< 1.3	1.3		ug/m3	1	1/27/2011 10:02:00 PM
Ethyl acetate	< 0.92	0.92		ug/m3	1	1/27/2011 10:02:00 PM
Ethylbenzene	0.66	0.66		ug/m3	1	1/27/2011 10:02:00 PM
Freon 11	2.3	0.86		ug/m3	1	1/27/2011 10:02:00 PM
Freon 113	3.7	1.2		ug/m3	1	1/27/2011 10:02:00 PM
Freon 114	< 1.1	1.1		ug/m3	1	1/27/2011 10:02:00 PM

Qualifiers:

**	Reporting Limit	.	Results reported are not blank corrected
B	Analyte detected in the associated Method Blank	E	Value above quantitation range
H	Holding times for preparation or analysis exceeded	J	Analyte detected at or below quantitation limits
JN	Non-routine analyte. Quantitation estimated.	ND	Not Detected at the Reporting Limit
S	Spike Recovery outside accepted recovery limits		

Centek Laboratories, LLC

Date: *24-Feb-11*

CLIENT:	Arcadis	**Client Sample ID:**	SS-VMP 2B
Lab Order:	C1101036	**Tag Number:**	415,44
Project:	Lockheed Martin NJ001014.0001	**Collection Date:**	1/25/2011
Lab ID:	C1101036-014A	**Matrix:**	

Analyses	Result	**Limit	Qual	Units	DF	Date Analyzed
1UG/M3 BY METHOD TO15		**TO-15**				Analyst: LL
Freon 12	33	7.5		ug/m3	10	1/27/2011 10:35:00 PM
Heptane	< 0.62	0.62		ug/m3	1	1/27/2011 10:02:00 PM
Hexachloro-1,3-butadiene	< 1.6	1.6		ug/m3	1	1/27/2011 10:02:00 PM
Hexane	< 0.54	0.54		ug/m3	1	1/27/2011 10:02:00 PM
Isopropyl alcohol	3.1	0.37		ug/m3	1	1/27/2011 10:02:00 PM
m&p-Xylene	2.3	1.3		ug/m3	1	1/27/2011 10:02:00 PM
Methyl Butyl Ketone	< 1.2	1.2		ug/m3	1	1/27/2011 10:02:00 PM
Methyl Ethyl Ketone	< 0.90	0.90		ug/m3	1	1/27/2011 10:02:00 PM
Methyl Isobutyl Ketone	< 1.2	1.2		ug/m3	1	1/27/2011 10:02:00 PM
Methyl tert-butyl ether	< 0.55	0.55		ug/m3	1	1/27/2011 10:02:00 PM
Methylene chloride	< 0.53	0.53		ug/m3	1	1/27/2011 10:02:00 PM
o-Xylene	1.0	0.66		ug/m3	1	1/27/2011 10:02:00 PM
Propylene	< 0.26	0.26		ug/m3	1	1/27/2011 10:02:00 PM
Styrene	< 0.65	0.65		ug/m3	1	1/27/2011 10:02:00 PM
Tetrachloroethylene	90	10		ug/m3	10	1/27/2011 10:35:00 PM
Tetrahydrofuran	< 0.45	0.45		ug/m3	1	1/27/2011 10:02:00 PM
Toluene	2.2	0.57		ug/m3	1	1/27/2011 10:02:00 PM
trans-1,2-Dichloroethene	< 0.60	0.60		ug/m3	1	1/27/2011 10:02:00 PM
trans-1,3-Dichloropropene	< 0.69	0.69		ug/m3	1	1/27/2011 10:02:00 PM
Trichloroethene	33	8.2		ug/m3	10	1/27/2011 10:35:00 PM
Vinyl acetate	< 0.54	0.54		ug/m3	1	1/27/2011 10:02:00 PM
Vinyl Bromide	< 0.67	0.67		ug/m3	1	1/27/2011 10:02:00 PM
Vinyl chloride	< 0.39	0.39		ug/m3	1	1/27/2011 10:02:00 PM

Qualifiers:

**	Reporting Limit	.	Results reported are not blank corrected
B	Analyte detected in the associated Method Blank	E	Value above quantitation range
H	Holding times for preparation or analysis exceeded	J	Analyte detected at or below quantitation limits
JN	Non-routine analyte. Quantitation estimated.	ND	Not Detected at the Reporting Limit
S	Spike Recovery outside accepted recovery limits		

Quantitation Report (QT Reviewed)

Data File : C:\MSDCHEM\1\DATA\BG012717.D Vial: 49
Acq On : 27 Jan 2011 10:02 pm Operator: LL
Sample : C1101036-014A Inst : MSD #2
Misc : 1ugm3 & 0.25TCE,CT,VNCL Sample Multiplr: 1.00
MS Integration Params: RTEINT.P
Quant Time: Jan 28 13:38:43 2011 Quant Results File: B118_1UG.RES

Quant Method : C:\MSDCHEM\1\METHODS\B118_1UG.M (RTE Integrator)
Title : TO-15 VOA Standards for 5 point calibration
Last Update : Wed Jan 26 14:01:48 2011
Response via : Initial Calibration
DataAcq Meth : B118_1UG

Internal Standards	R.T.	QIon	Response	Conc	Units		Dev(Min)
1) Bromochloromethane	7.87	128	14616	1.00	ppb		0.00
30) 1,4-difluorobenzene	10.18	114	44050	1.00	ppb		0.00
44) Chlorobenzene-d5	14.98	117	47519	1.00	ppb		0.00
System Monitoring Compounds							
57) Bromofluorobenzene	16.50	95	27082	1.06	ppb		-0.02
Spiked Amount 1.000	Range 70 - 130		Recovery = 106.00%				
Target Compounds							Qvalue
3) Freon 12	3.13	85	546785	6.14	ppb		99
11) Freon 11	4.34	101	34375	0.40	ppb		94
12) Acetone	4.71	58	19542	1.99	ppb	#	1
13) Isopropyl alcohol	4.86	45	22052m	1.24	ppb		
15) Freon 113	5.12	101	27076	0.47	ppb		84
18) Carbon disulfide	5.48	76	17507	0.24	ppb		98
27) Chloroform	8.03	83	9103	0.18	ppb	#	53
31) 1,1,1-trichloroethane	8.80	97	605827	8.13	ppb		89
33) Carbon tetrachloride	9.42	117	4579m	0.05	ppb		
38) Trichloroethene	10.87	130	223667	5.88	ppb		84
45) Toluene	13.08	92	19739	0.57	ppb		84
50) Tetrachloroethylene	14.08	164	477067	11.81	ppb		99
52) Ethylbenzene	15.28	91	8182	0.15	ppb		94
53) m&p-xylene	15.44	91	25863	0.51	ppb		87
56) o-xylene	15.89	91	12456	0.23	ppb		99
59) 4-ethyltoluene	17.06	105	6353	0.11	ppb		90
60) 1,3,5-trimethylbenzene	17.12	105	10089	0.20	ppb		76
61) 1,2,4-trimethylbenzene	17.53	105	27897	0.86	ppb		79

(#) = qualifier out of range (m) = manual integration (+) = signals summed

Quantitation Report (QT Reviewed)

Data File : C:\MSDCHEM\1\DATA\BG012717.D Vial: 49
Acq On : 27 Jan 2011 10:02 pm Operator: LL
Sample : C1101036-014A Inst : MSD #2
Misc : 1ugm3 & 0.25TCE,CT,VNCL Sample Multiplr: 1.00
MS Integration Params: RTEINT.P
Quant Time: Jan 28 13:46 2011 Quant Results File: B118_1UG.RES

Method : C:\MSDCHEM\1\METHODS\B118_1UG.M (RTE Integrator)
Title : TO-15 VOA Standards for 5 point calibration
Last Update : Tue Feb 01 16:05:43 2011
Response via : Initial Calibration

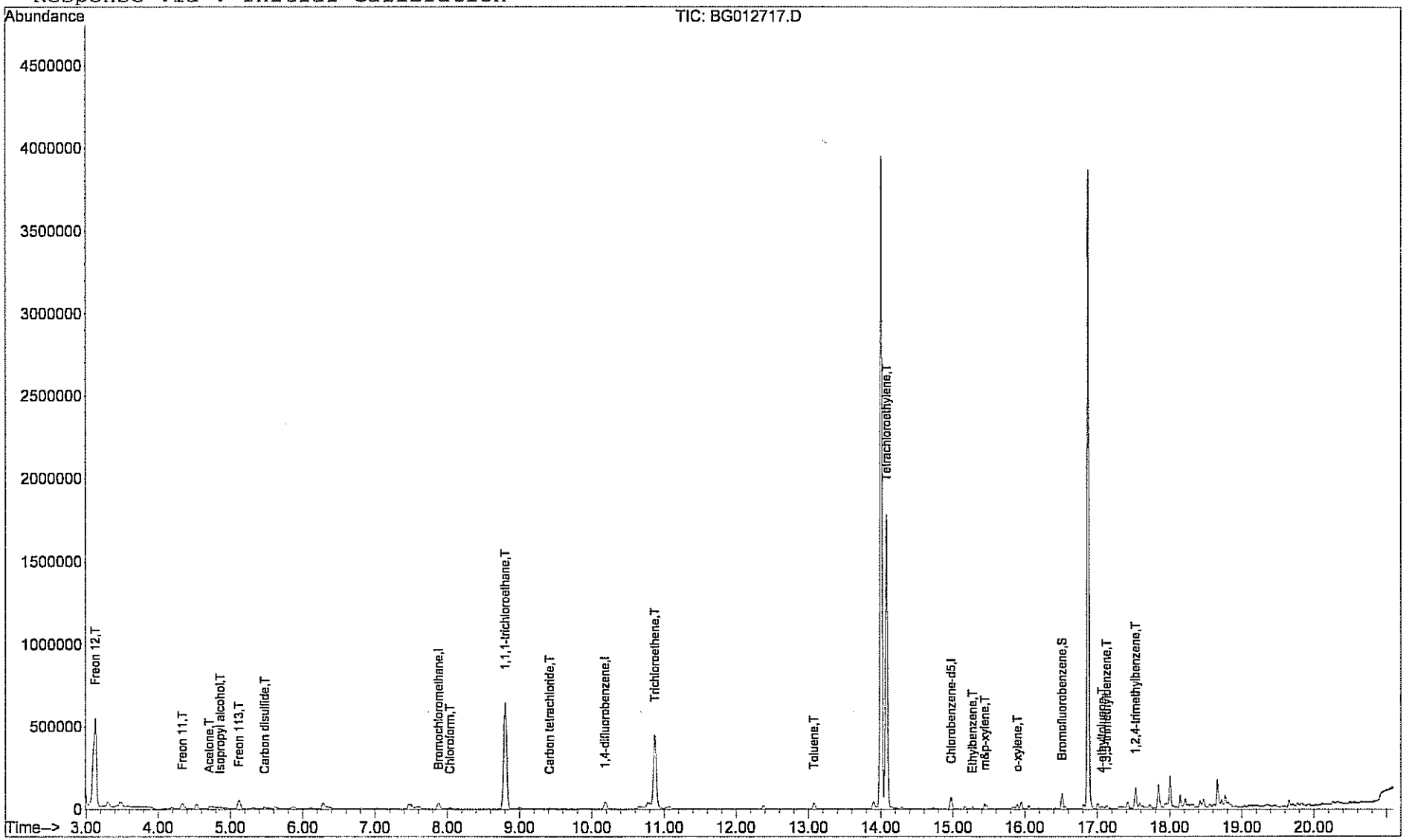

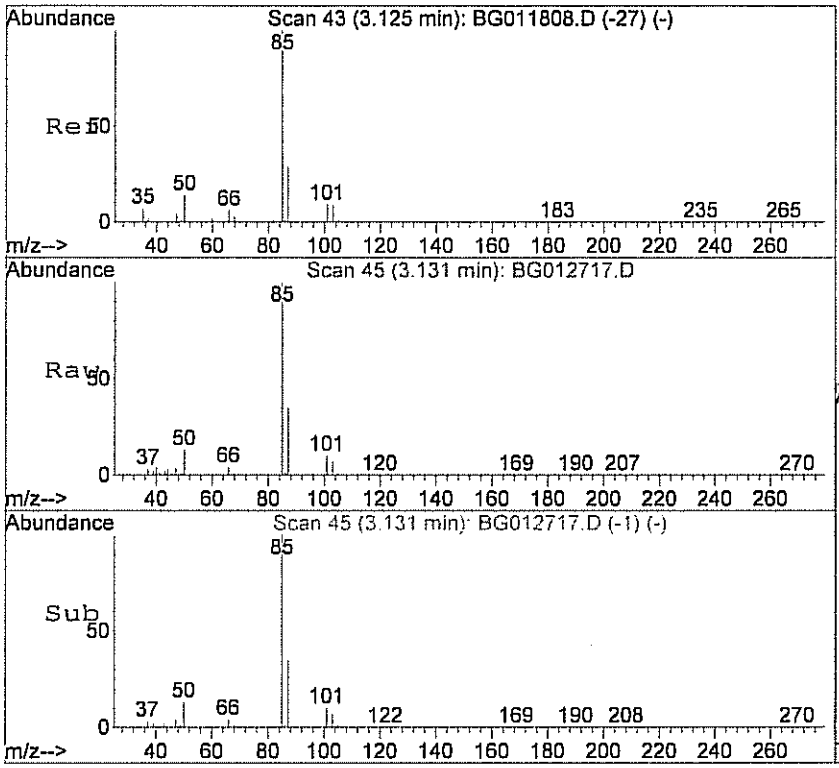

#3
Freon 12
Concen: 6.14 ppb
RT: 3.13 min Scan# 45
Delta R.T. 0.01 min
Lab File: BG012717.D
Acq: 27 Jan 2011 10:02 pm

Tgt Ion: 85 Resp: 546785

Ion	Ratio	Lower	Upper
85	100		
87	33.5	14.1	54.1

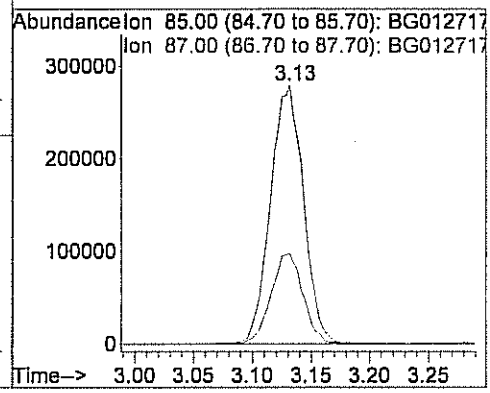

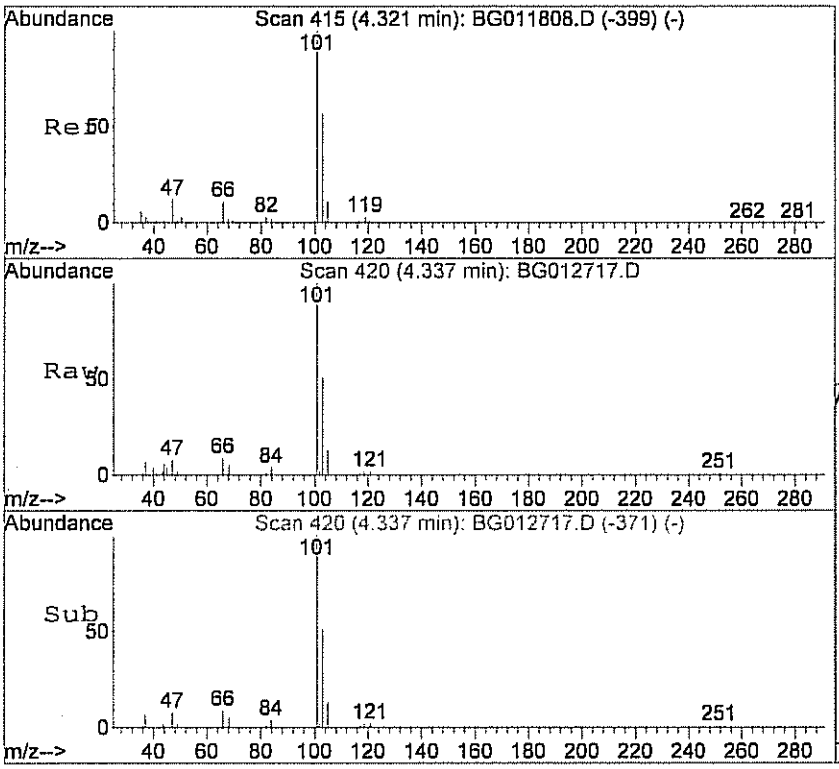

#11
Freon 11
Concen: 0.40 ppb
RT: 4.34 min Scan# 420
Delta R.T. 0.01 min
Lab File: BG012717.D
Acq: 27 Jan 2011 10:02 pm

Tgt Ion:101 Resp: 34375

Ion	Ratio	Lower	Upper
101	100		
103	64.1	49.2	89.2
105	10.6	0.0	27.9

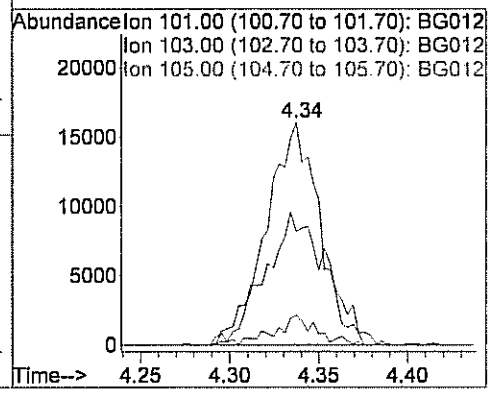

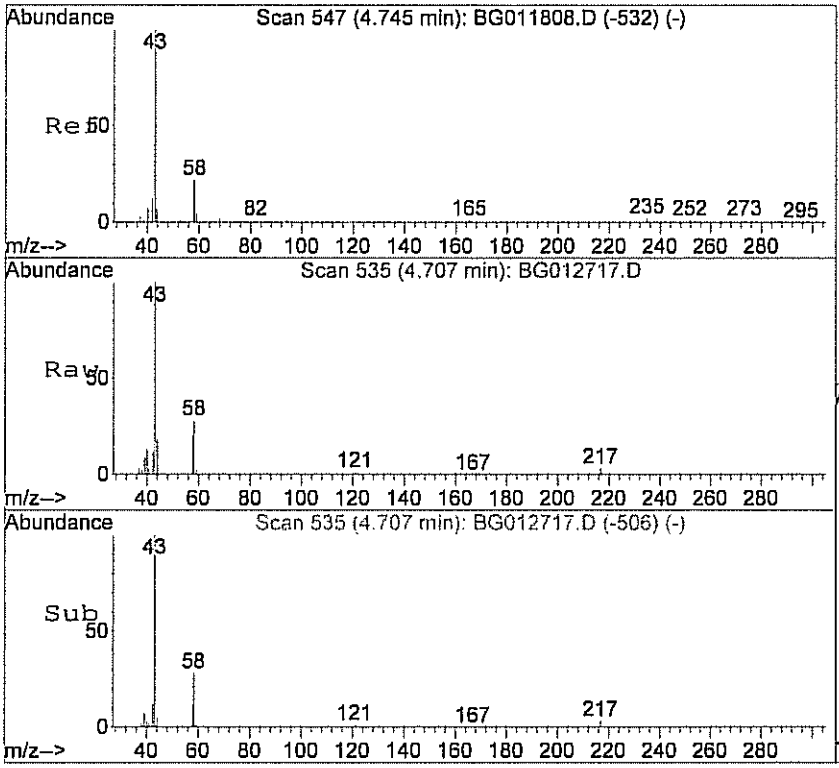

#12
Acetone
Concen: 1.99 ppb
RT: 4.71 min Scan# 535
Delta R.T. -0.06 min
Lab File: BG012717.D
Acq: 27 Jan 2011 10:02 pm

Tgt Ion: 58 Resp: 19542

Ion	Ratio	Lower	Upper
58	100		
43	337.9	148.4	208.4#

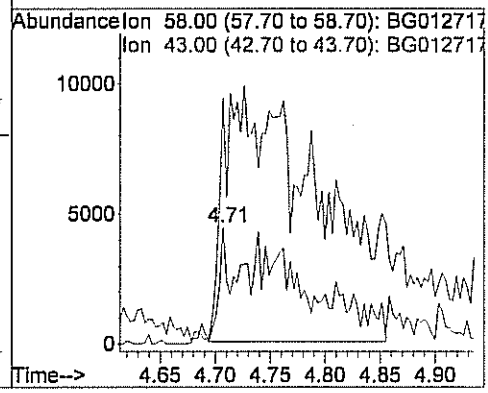

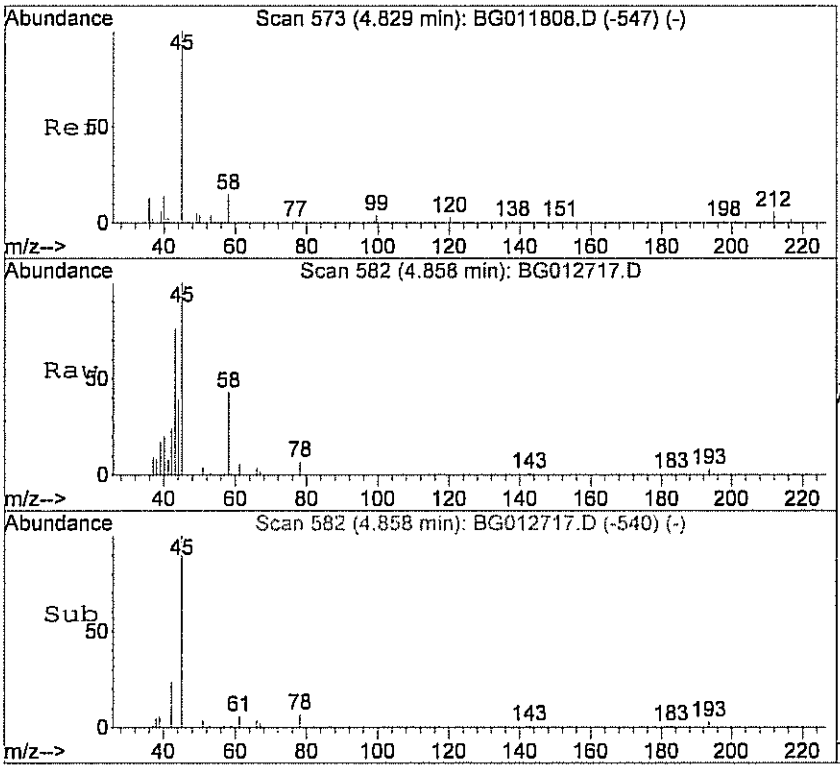

#13
Isopropyl alcohol
Concen: 1.24 ppb m
RT: 4.86 min Scan# 582
Delta R.T. -0.02 min
Lab File: BG012717.D
Acq: 27 Jan 2011 10:02 pm

Tgt Ion: 45 Resp: 22052

Ion	Ratio	Lower	Upper
45	100		
43	0.0	6.2	46.2#

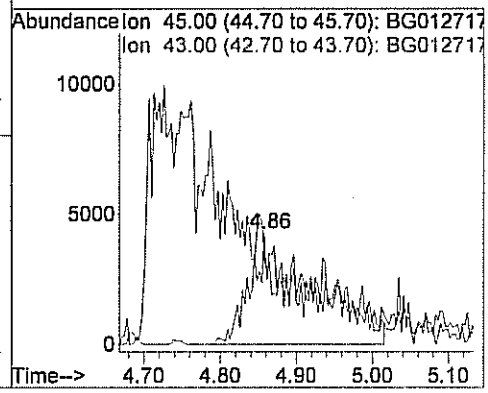

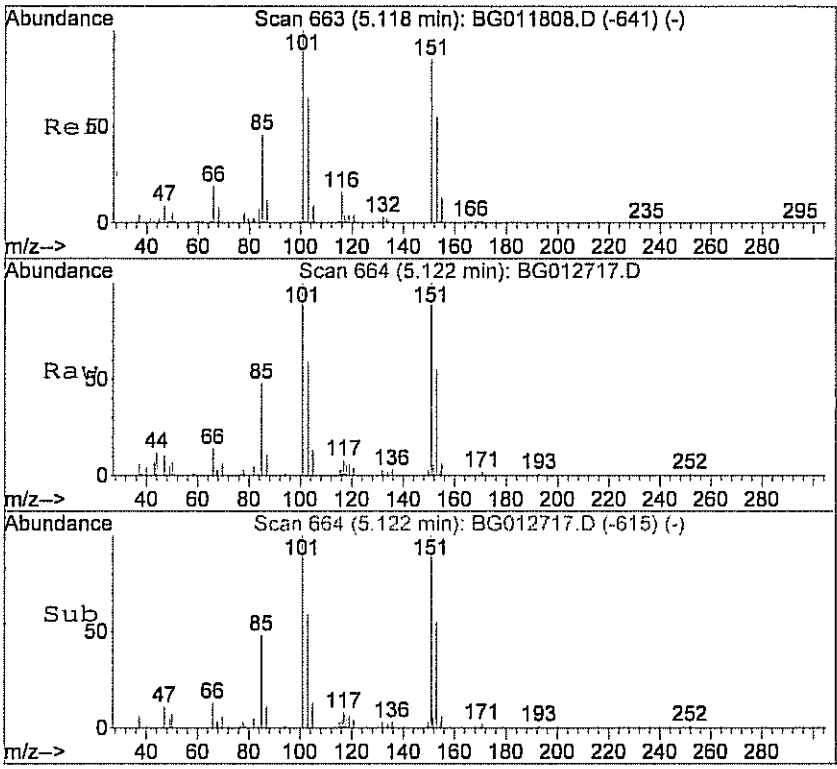

#15
Freon 113
Concen: 0.47 ppb
RT: 5.12 min Scan# 664
Delta R.T. 0.01 min
Lab File: BG012717.D
Acq: 27 Jan 2011 10:02 pm

Tgt Ion:101 Resp: 27076

Ion	Ratio	Lower	Upper
101	100		
103	62.9	30.6	70.6
151	97.4	64.0	104.0

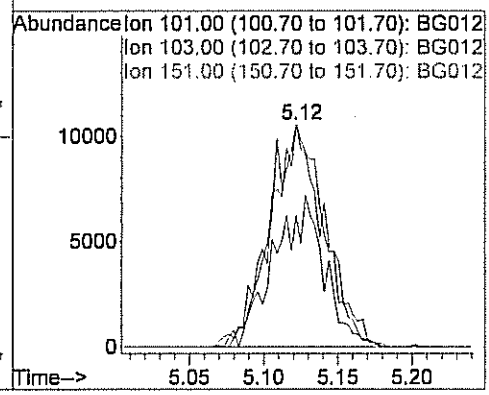

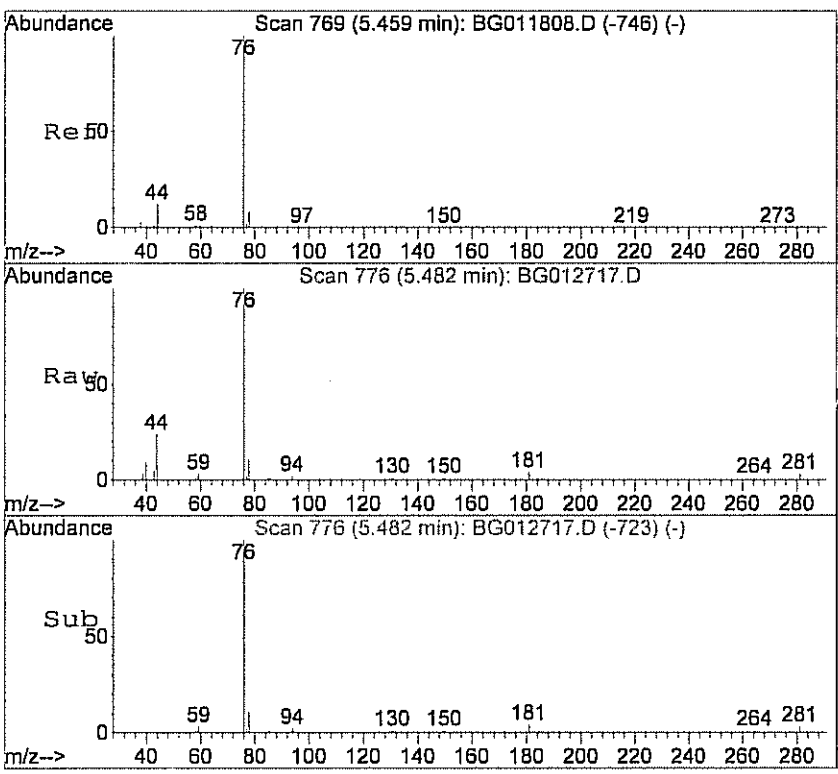

#18
Carbon disulfide
Concen: 0.24 ppb
RT: 5.48 min Scan# 776
Delta R.T. 0.02 min
Lab File: BG012717.D
Acq: 27 Jan 2011 10:02 pm

Tgt Ion: 76 Resp: 17507

Ion	Ratio	Lower	Upper
76	100		
78	7.1	0.0	27.8

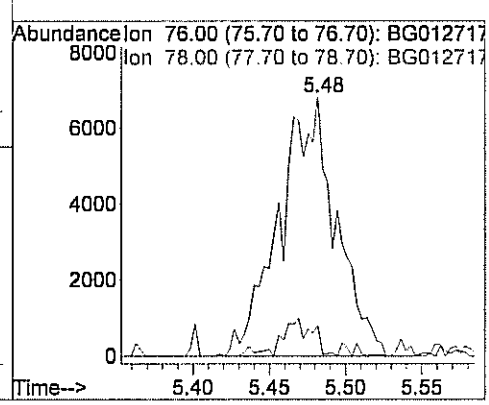

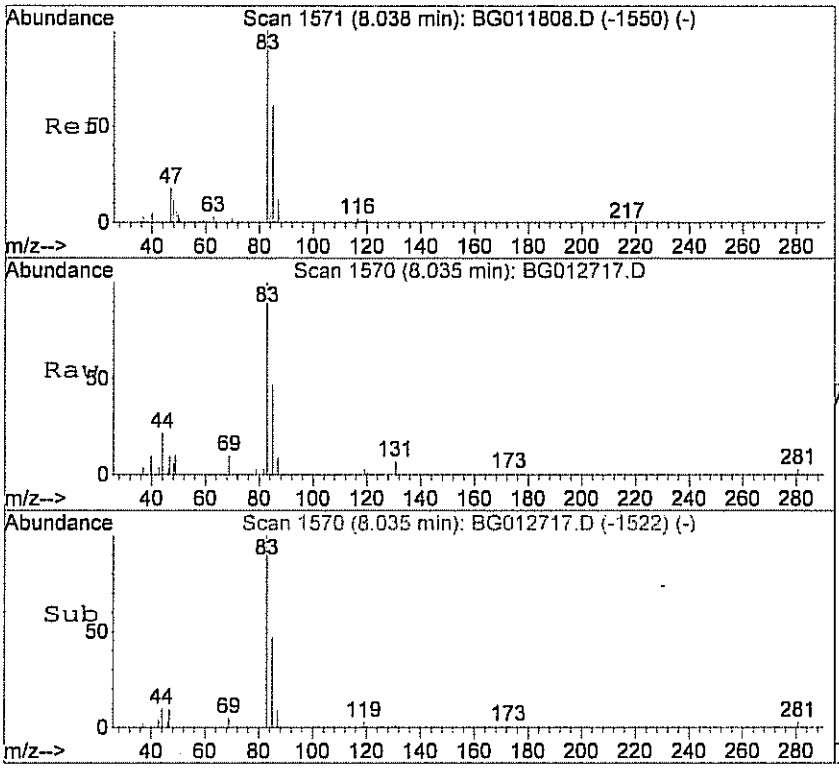

#27
Chloroform
Concen: 0.18 ppb
RT: 8.03 min Scan# 1570
Delta R.T. 0.00 min
Lab File: BG012717.D
Acq: 27 Jan 2011 10:02 pm

Tgt Ion: 83 Resp: 9103

Ion	Ratio	Lower	Upper
83	100		
85	31.2	50.2	90.2#

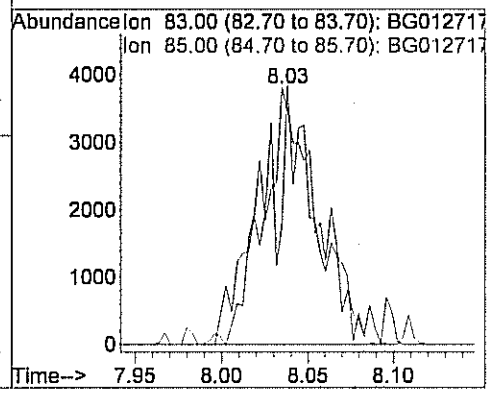

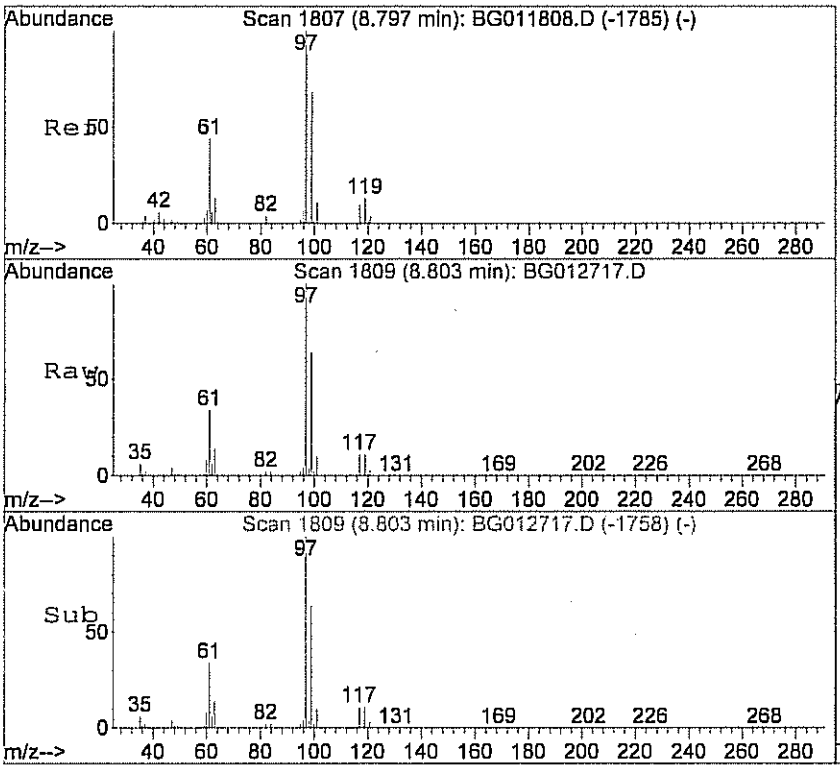

#31
1,1,1-trichloroethane
Concen: 8.13 ppb
RT: 8.80 min Scan# 1809
Delta R.T. 0.01 min
Lab File: BG012717.D
Acq: 27 Jan 2011 10:02 pm

Tgt Ion: 97 Resp: 605827

Ion	Ratio	Lower	Upper
97	100		
99	65.2	36.9	76.9

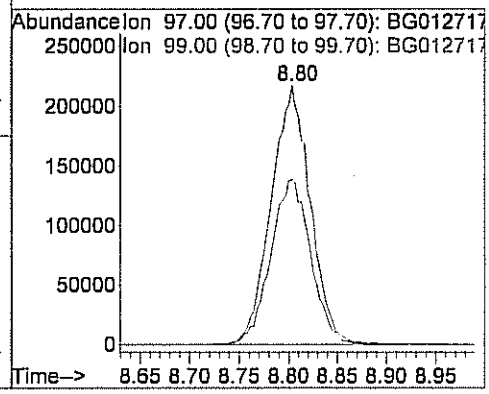

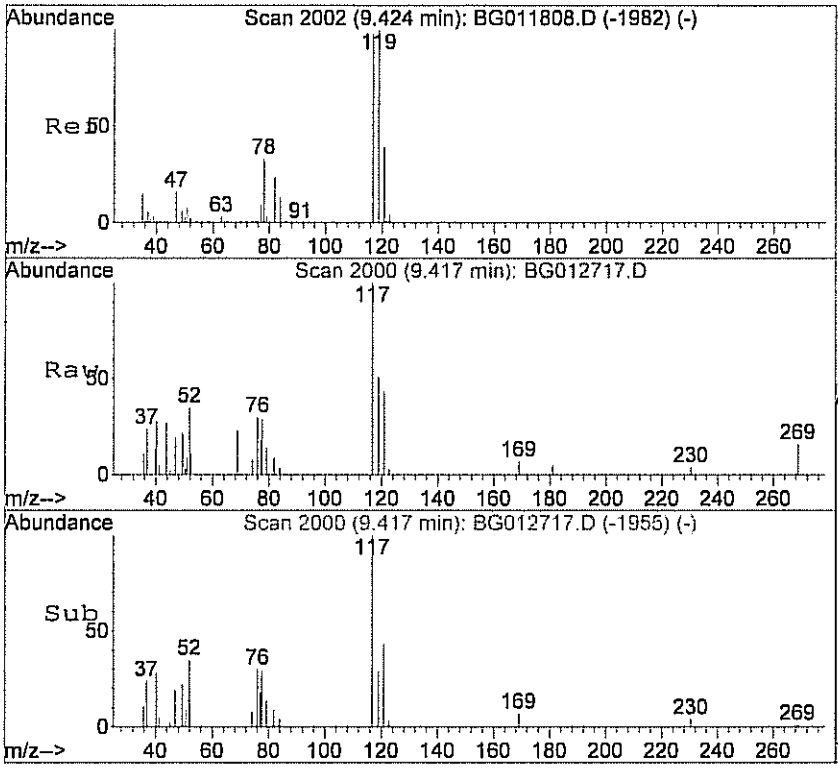

#33
Carbon tetrachloride
Concen: 0.05 ppb m
RT: 9.42 min Scan# 2000
Delta R.T. -0.01 min
Lab File: BG012717.D
Acq: 27 Jan 2011 10:02 pm

Tgt Ion:117 Resp: 4579

Ion	Ratio	Lower	Upper
117	100		
119	105.6	64.1	104.1#

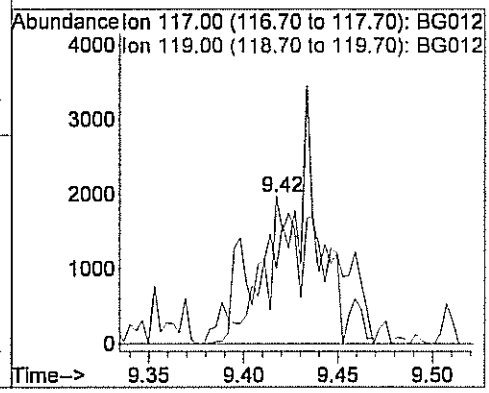

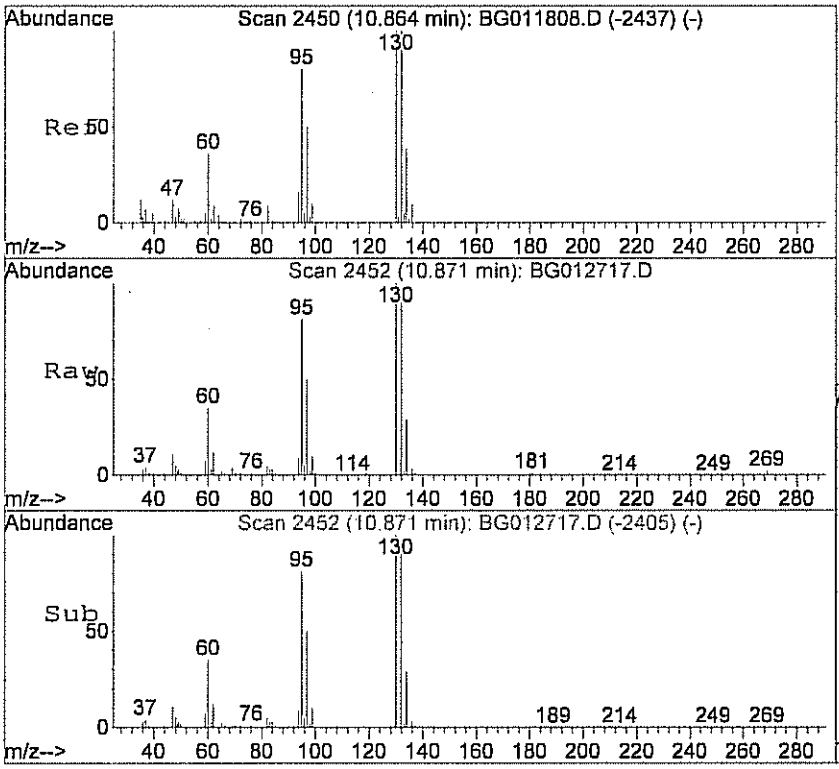

#38
Trichloroethene
Concen: 5.88 ppb
RT: 10.87 min Scan# 2452
Delta R.T. -0.00 min
Lab File: BG012717.D
Acq: 27 Jan 2011 10:02 pm

Tgt Ion:130 Resp: 223667

Ion	Ratio	Lower	Upper
130	100		
132	95.8	63.9	103.9
95	90.6	53.8	93.8

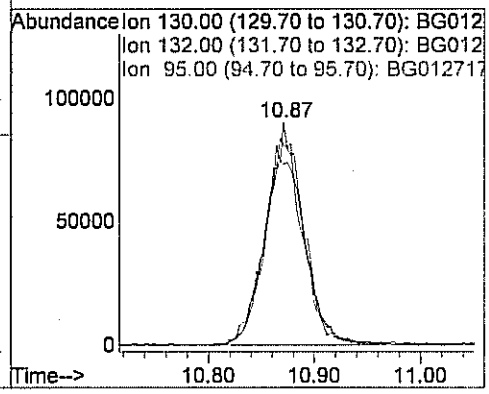

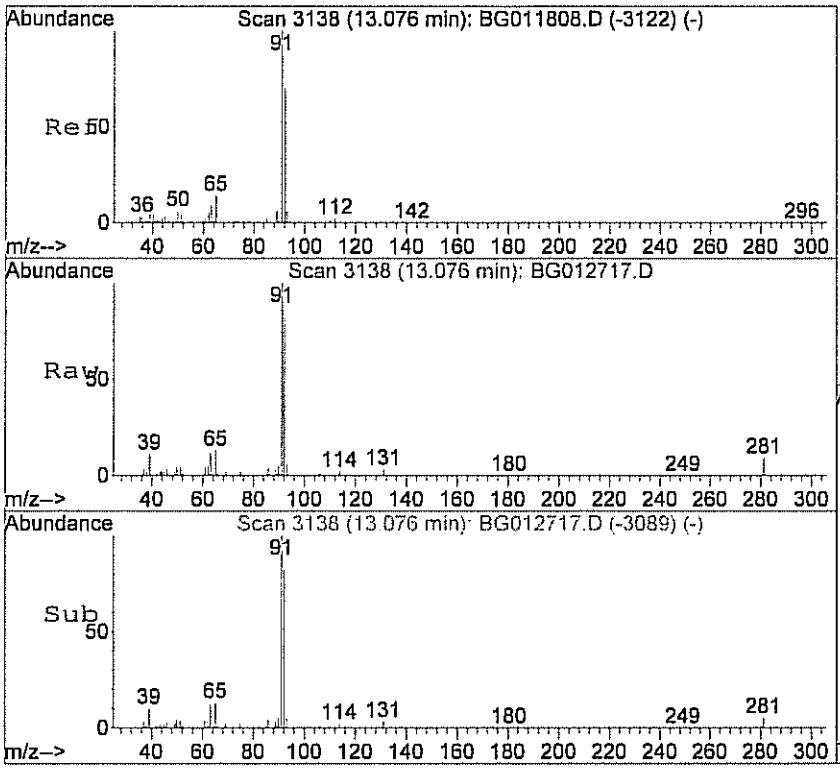

#45
Toluene
Concen: 0.57 ppb
RT: 13.08 min Scan# 3138
Delta R.T. 0.01 min
Lab File: BG012717.D
Acq: 27 Jan 2011 10:02 pm

Tgt Ion: 92 Resp: 19739

Ion	Ratio	Lower	Upper
92	100		
91	161.0	121.5	161.5

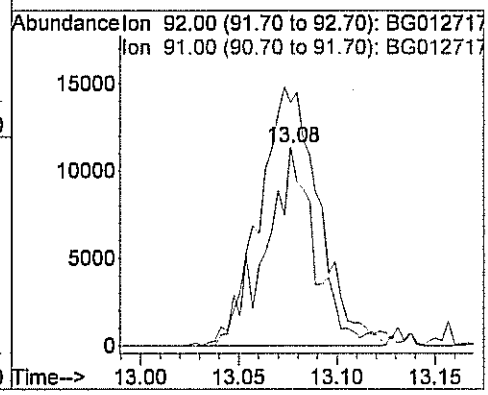

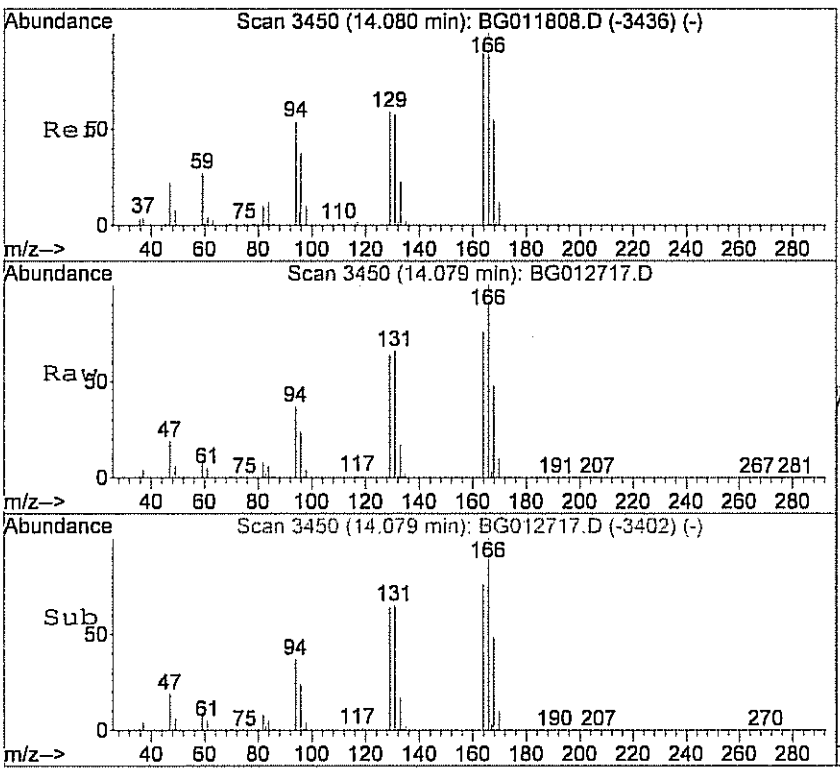

#50
Tetrachloroethylene
Concen: 11.81 ppb
RT: 14.08 min Scan# 3450
Delta R.T. 0.00 min
Lab File: BG012717.D
Acq: 27 Jan 2011 10:02 pm

Tgt Ion:164 Resp: 477067

Ion	Ratio	Lower	Upper
164	100		
166	130.9	110.1	150.1

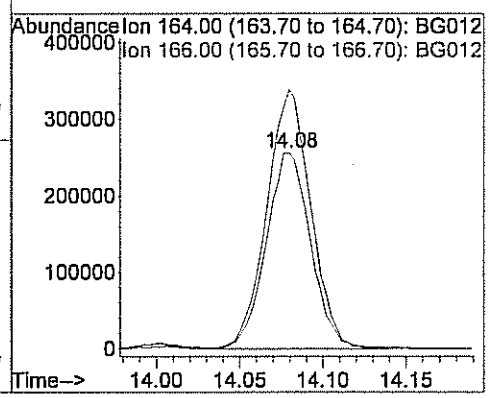



#52
Ethylbenzene
Concen: 0.15 ppb
RT: 15.28 min Scan# 3822
Delta R.T. 0.00 min
Lab File: BG012717.D
Acq: 27 Jan 2011 10:02 pm

Tgt Ion: 91 Resp: 8182

Ion	Ratio	Lower	Upper
91	100		
106	44.5	21.0	61.0

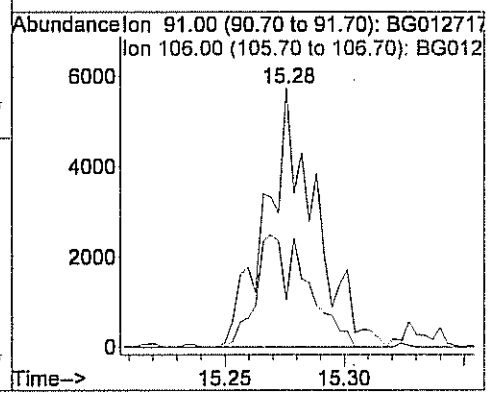

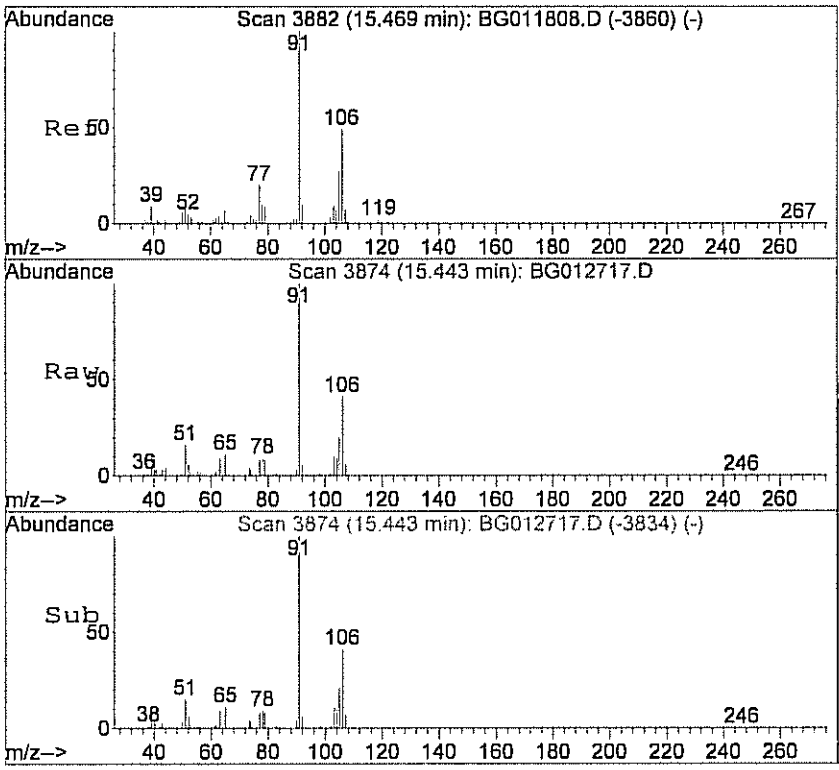

#53
m&p-xylene
Concen: 0.51 ppb
RT: 15.44 min Scan# 3874
Delta R.T. -0.02 min
Lab File: BG012717.D
Acq: 27 Jan 2011 10:02 pm

Tgt Ion: 91 Resp: 25863

Ion	Ratio	Lower	Upper
91	100		
106	63.5	34.5	74.5

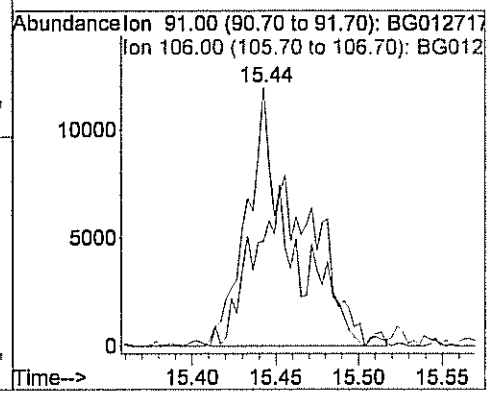

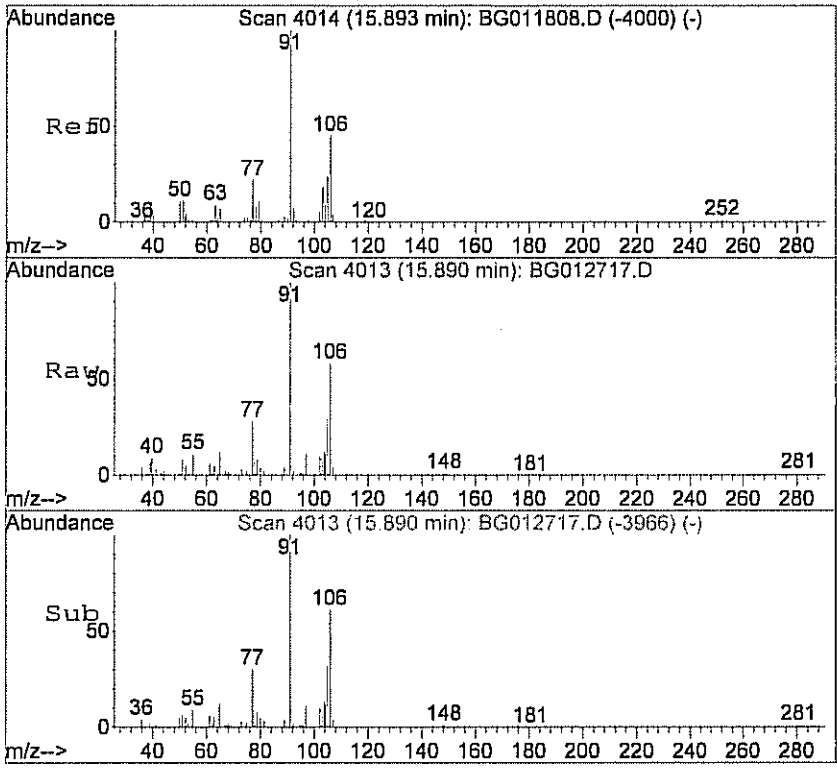

#56
o-xylene
Concen: 0.23 ppb
RT: 15.89 min Scan# 4013
Delta R.T. -0.00 min
Lab File: BG012717.D
Acq: 27 Jan 2011 10:02 pm

Tgt Ion: 91 Resp: 12456

Ion	Ratio	Lower	Upper
91	100		
106	51.3	30.8	70.8

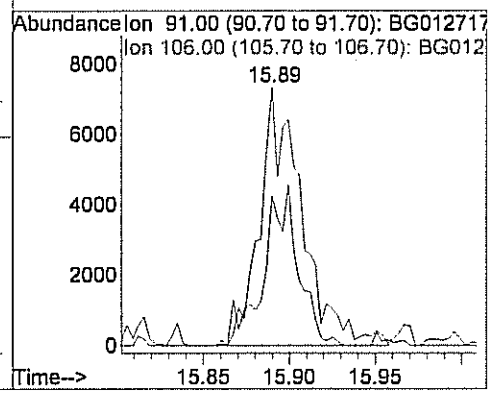

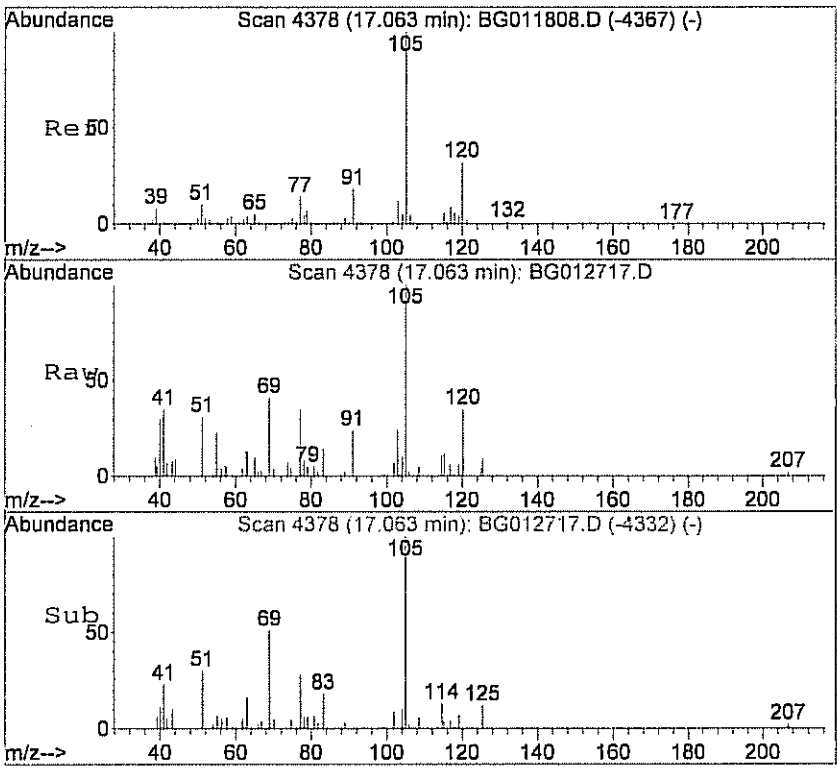

#59
4-ethyltoluene
Concen: 0.11 ppb
RT: 17.06 min Scan# 4378
Delta R.T. -0.00 min
Lab File: BG012717.D
Acq: 27 Jan 2011 10:02 pm

Tgt Ion:105 Resp: 6353

Ion	Ratio	Lower	Upper
105	100		
120	33.0	8.0	48.0

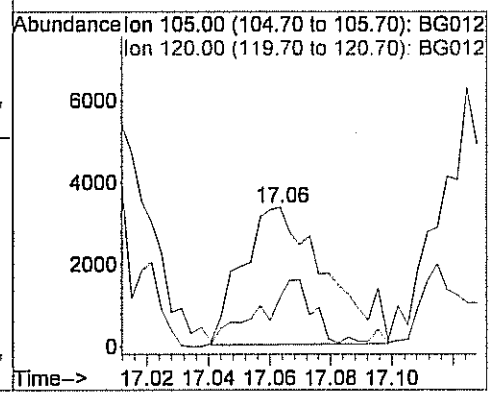

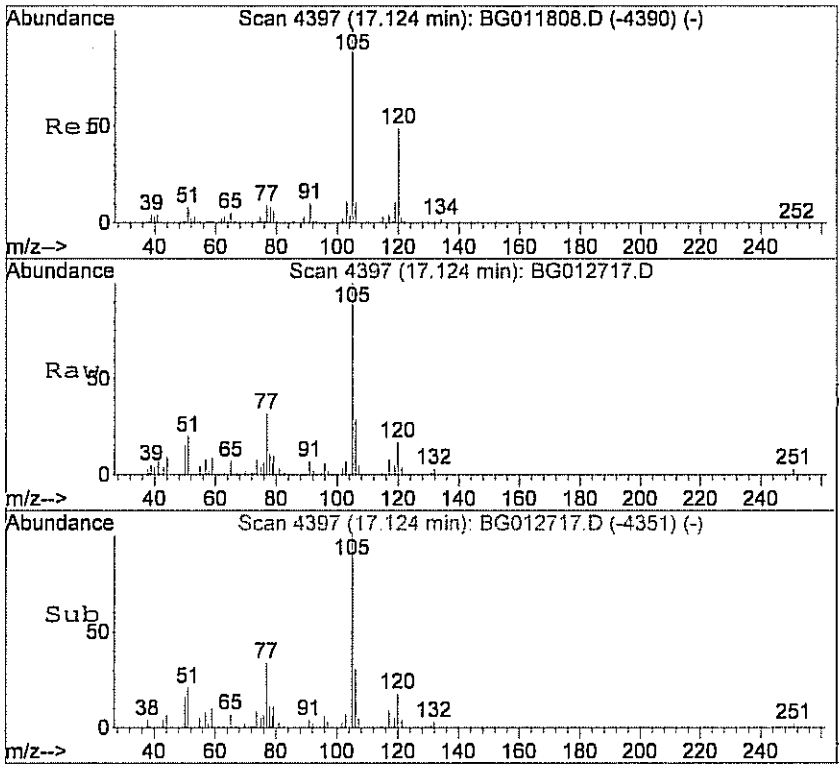

#60
1,3,5-trimethylbenzene
Concen: 0.20 ppb
RT: 17.12 min Scan# 4397
Delta R.T. -0.00 min
Lab File: BG012717.D
Acq: 27 Jan 2011 10:02 pm

Tgt Ion:105 Resp: 10089

Ion	Ratio	Lower	Upper
105	100		
120	32.0	27.9	67.9

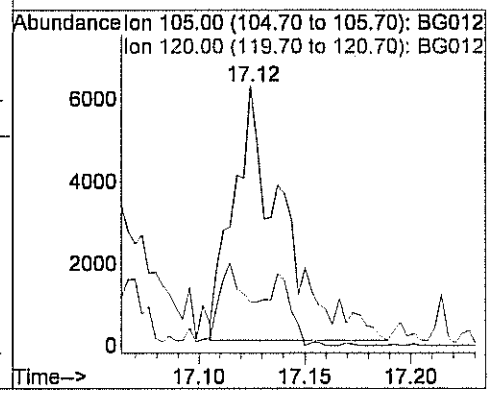

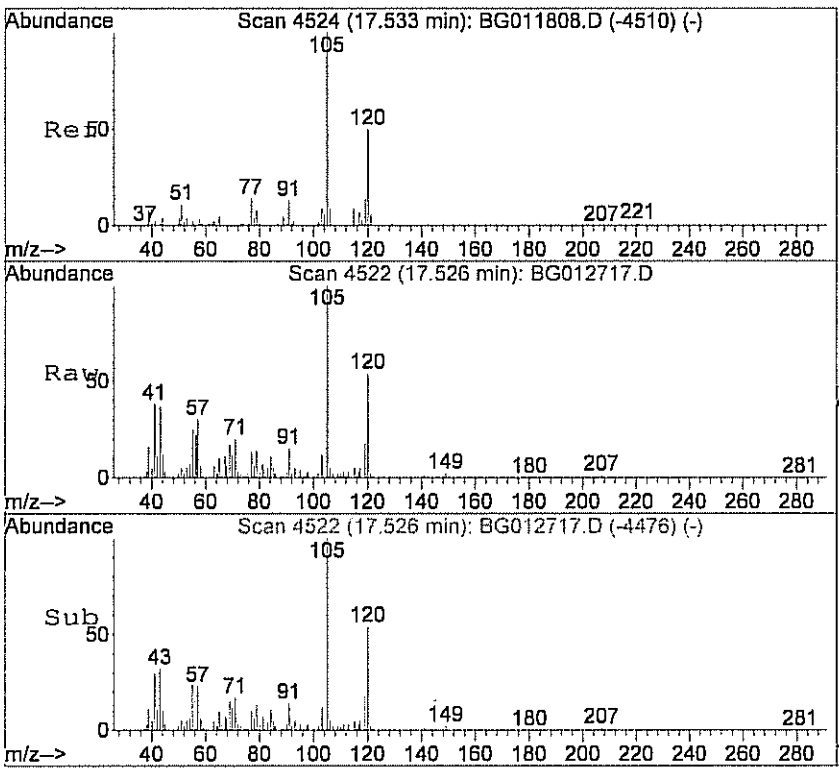

#61
1,2,4-trimethylbenzene
Concen: 0.86 ppb
RT: 17.53 min Scan# 4522
Delta R.T. -0.00 min
Lab File: BG012717.D
Acq: 27 Jan 2011 10:02 pm

Tgt Ion:105 Resp: 27897

Ion	Ratio	Lower	Upper
105	100		
120	54.8	52.0	92.0

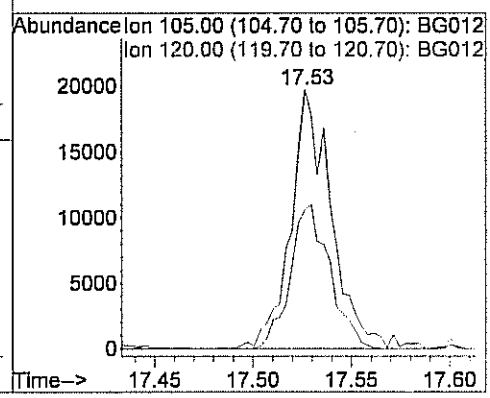

Quantitation Report (QT Reviewed)

Data File : C:\MSDCHEM\1\DATA\BG012718.D Vial: 49
Acq On : 27 Jan 2011 10:35 pm Operator: LL
Sample : C1101036-014A 10X Inst : MSD #2
Misc : 1ugm3 & 0.25TCE,CT,VNCL Sample Multiplr: 1.00
MS Integration Params: RTEINT.P
Quant Time: Feb 01 16:30:44 2011 Quant Results File: B118_1UG.RES

Quant Method : C:\MSDCHEM\1\METHODS\B118_1UG.M (RTE Integrator)
Title : TO-15 VOA Standards for 5 point calibration
Last Update : Tue Feb 01 16:05:43 2011
Response via : Initial Calibration
DataAcq Meth : B118_1UG

Internal Standards	R.T.	QIon	Response	Conc	Units	Dev(Min)
1) Bromochloromethane	7.89	128	15379	1.00	ppb	0.00
30) 1,4-difluorobenzene	10.20	114	31983	1.00	ppb	0.01
44) Chlorobenzene-d5	14.97	117	37700	1.00	ppb	0.00
System Monitoring Compounds						
57) Bromofluorobenzene	16.51	95	18172	0.90	ppb	0.00
Spiked Amount 1.000	Range 70 - 130		Recovery = 90.00%			
Target Compounds						Qvalue
3) Freon 12	3.13	85	61635	0.66	ppb	100
31) 1,1,1-trichloroethane	8.81	97	67542	1.25	ppb	94
38) Trichloroethene	10.87	130	16811	0.61	ppb	80
50) Tetrachloroethylene	14.07	164	42134	1.31	ppb	99

(#) = qualifier out of range (m) = manual integration (+) = signals summed

Quantitation Report (QT Reviewed)

Data File : C:\MSDCHEM\1\DATA\BG012718.D Vial: 49
Acq On : 27 Jan 2011 10:35 pm Operator: LL
Sample : C1101036-014A 10X Inst : MSD #2
Misc : 1ugm3 & 0.25TCE,CT,VNCL Sample Multiplr: 1.00
MS Integration Params: RTEINT.P
Quant Time: Feb 1 16:33 2011 Quant Results File: B118_1UG.RES

Method : C:\MSDCHEM\1\METHODS\B118_1UG.M (RTE Integrator)
Title : TO-15 VOA Standards for 5 point calibration
Last Update : Tue Feb 01 16:05:43 2011
Response via : Initial Calibration

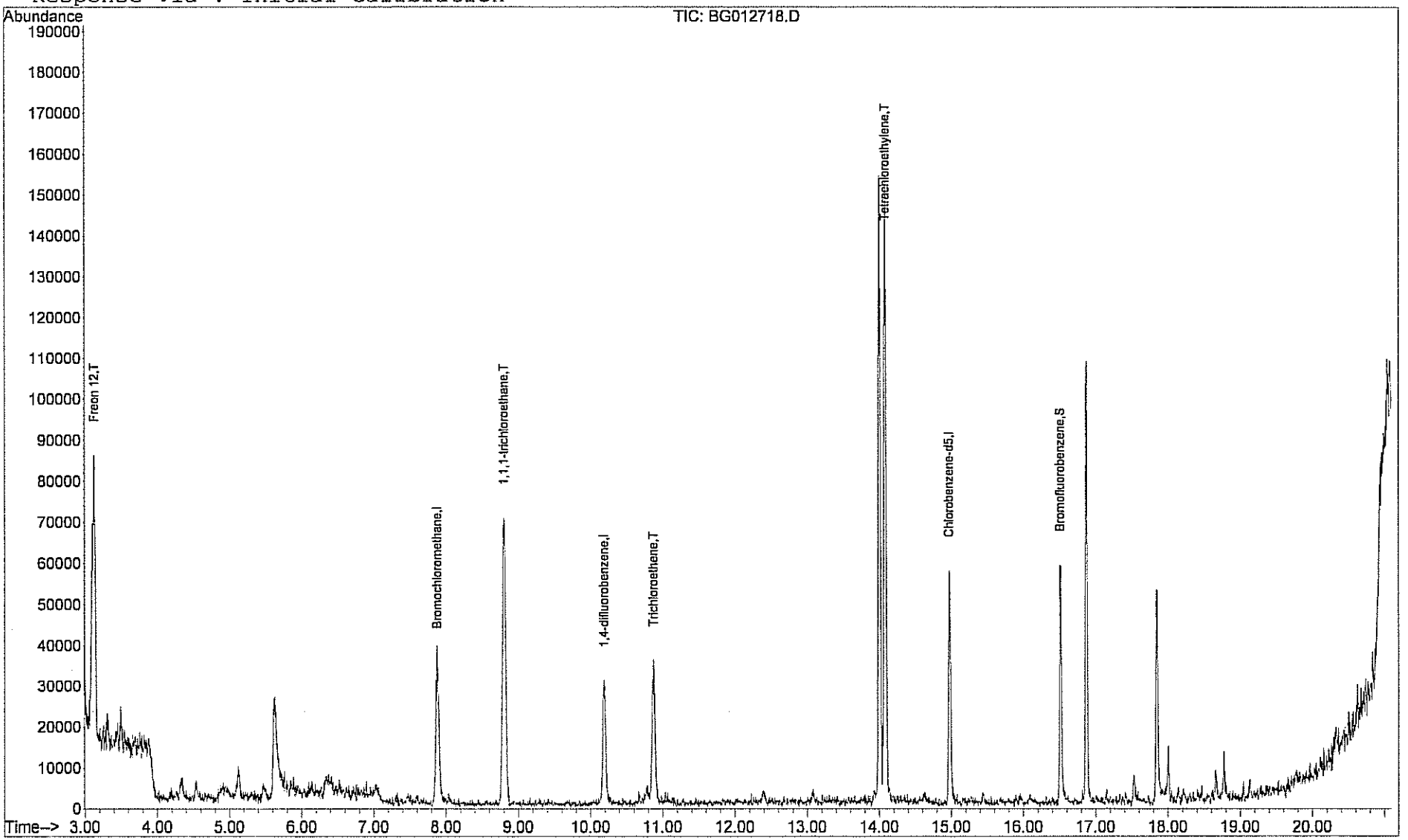

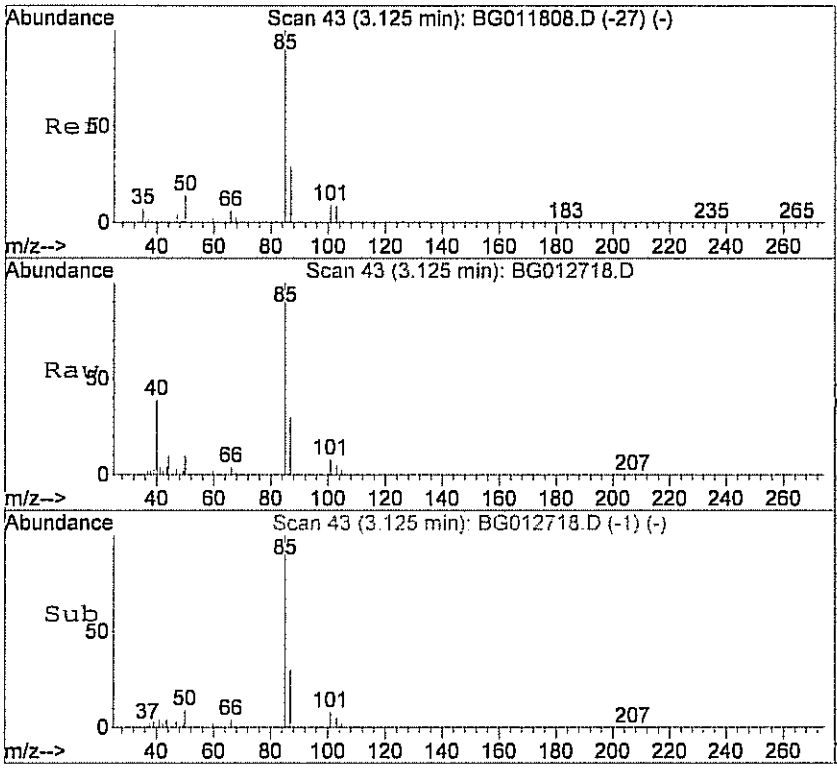

#3
Freon 12
Concen: 0.66 ppb
RT: 3.13 min Scan# 43
Delta R.T. -0.01 min
Lab File: BG012718.D
Acq: 27 Jan 2011 10:35 pm

Tgt Ion: 85 Resp: 61635

Ion	Ratio	Lower	Upper
85	100		
87	34.2	14.1	54.1

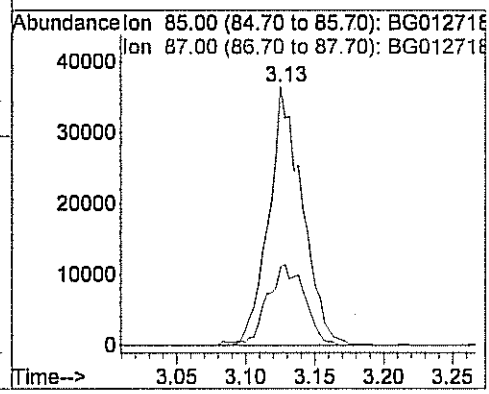

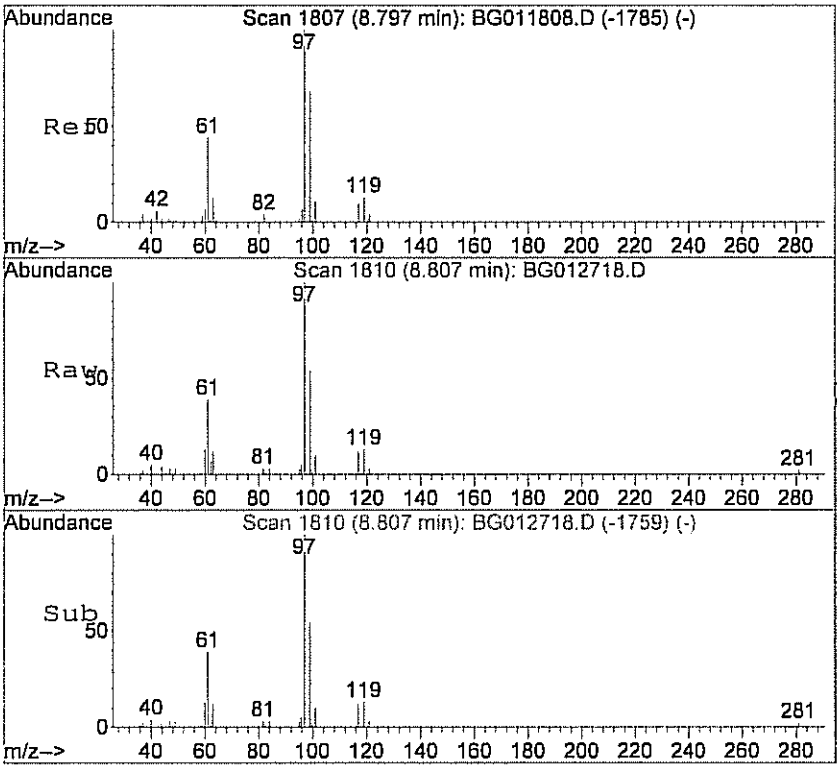

#31
1,1,1-trichloroethane
Concen: 1.25 ppb
RT: 8.81 min Scan# 1810
Delta R.T. 0.01 min
Lab File: BG012718.D
Acq: 27 Jan 2011 10:35 pm

Tgt Ion: 97 Resp: 67542

Ion	Ratio	Lower	Upper
97	100		
99	61.1	36.9	76.9

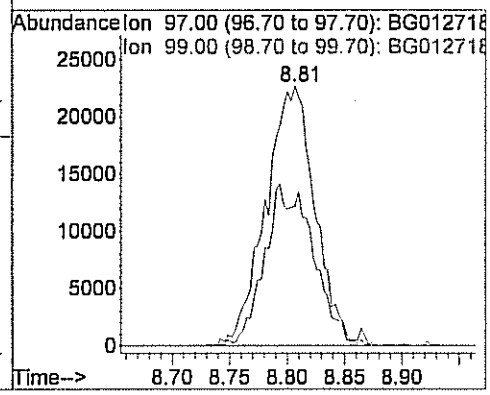

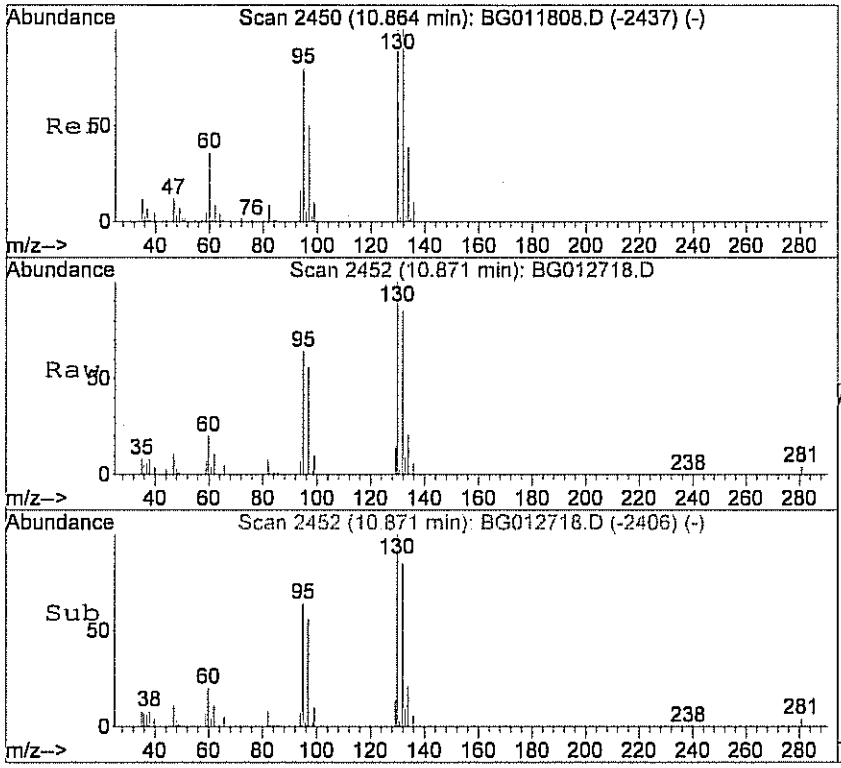

#38
Trichloroethene
Concen: 0.61 ppb
RT: 10.87 min Scan# 2452
Delta R.T. -0.00 min
Lab File: BG012718.D
Acq: 27 Jan 2011 10:35 pm

Tgt Ion:130 Resp: 16811

Ion	Ratio	Lower	Upper
130	100		
132	98.7	63.9	103.9
95	93.5	53.8	93.8

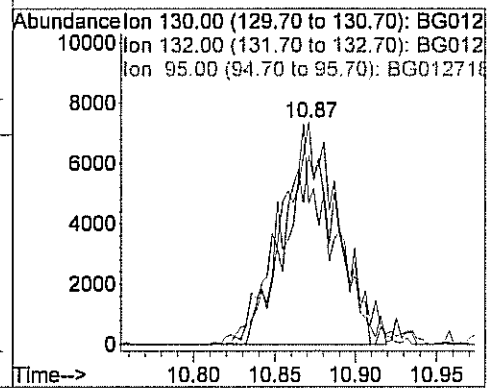

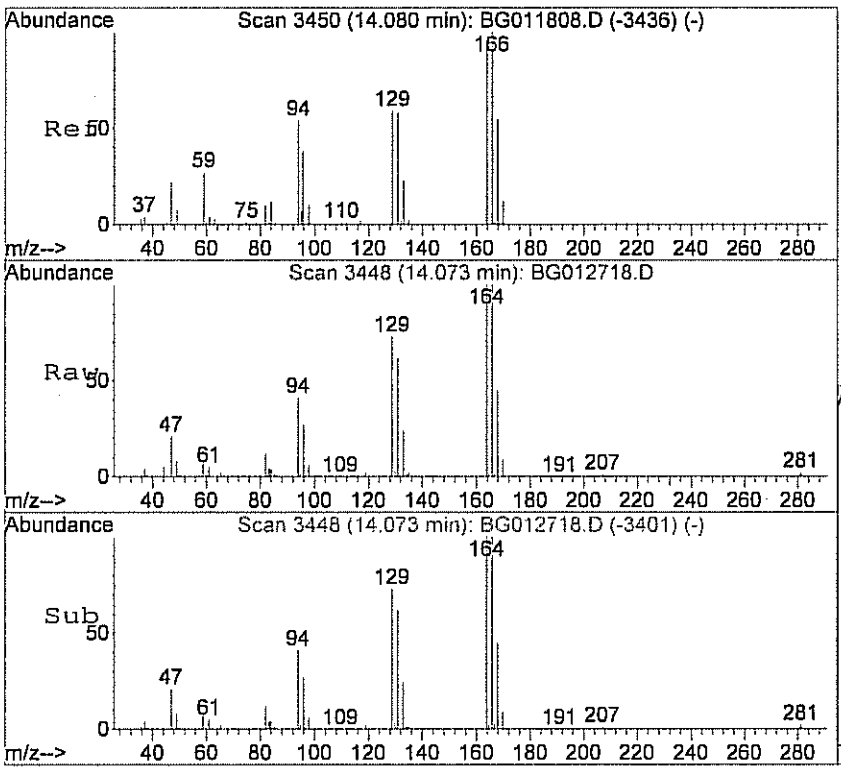

#50
Tetrachloroethylene
Concen: 1.31 ppb
RT: 14.07 min Scan# 3448
Delta R.T. -0.00 min
Lab File: BG012718.D
Acq: 27 Jan 2011 10:35 pm

Tgt Ion:164 Resp: 42134

Ion	Ratio	Lower	Upper
164	100		
166	129.2	110.1	150.1

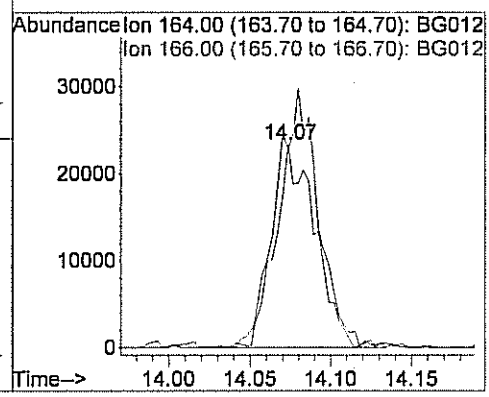

Centek Laboratories, LLC

Date: *24-Feb-11*

CLIENT:	Arcadis	**Client Sample ID:**	IA-VMP 4
Lab Order:	C1101036	**Tag Number:**	163,147
Project:	Lockheed Martin NJ001014.0001	**Collection Date:**	1/24/2011
Lab ID:	C1101036-015A	**Matrix:**	

Analyses	Result	**Limit	Qual	Units	DF	Date Analyzed
FIELD PARAMETERS		FLD				Analyst:
Lab Vacuum In	-10			"Hg		1/26/2011
Lab Vacuum Out	-30			"Hg		1/26/2011
1UG/M3 W/ 0.25UG/M3 CT-TCE-VC		TO-15				Analyst: LL
1,1,1-Trichloroethane	< 0.15	0.15		ppbV	1	1/27/2011 5:09:00 AM
1,1,2,2-Tetrachloroethane	< 0.15	0.15		ppbV	1	1/27/2011 5:09:00 AM
1,1,2-Trichloroethane	< 0.15	0.15		ppbV	1	1/27/2011 5:09:00 AM
1,1-Dichloroethane	< 0.15	0.15		ppbV	1	1/27/2011 5:09:00 AM
1,1-Dichloroethene	< 0.15	0.15		ppbV	1	1/27/2011 5:09:00 AM
1,2,4-Trichlorobenzene	< 0.15	0.15		ppbV	1	1/27/2011 5:09:00 AM
1,2,4-Trimethylbenzene	1.9	0.15		ppbV	1	1/27/2011 5:09:00 AM
1,2-Dibromoethane	< 0.15	0.15		ppbV	1	1/27/2011 5:09:00 AM
1,2-Dichlorobenzene	< 0.15	0.15		ppbV	1	1/27/2011 5:09:00 AM
1,2-Dichloroethane	< 0.15	0.15		ppbV	1	1/27/2011 5:09:00 AM
1,2-Dichloropropane	< 0.15	0.15		ppbV	1	1/27/2011 5:09:00 AM
1,3,5-Trimethylbenzene	0.44	0.15		ppbV	1	1/27/2011 5:09:00 AM
1,3-butadiene	< 0.15	0.15		ppbV	1	1/27/2011 5:09:00 AM
1,3-Dichlorobenzene	< 0.15	0.15		ppbV	1	1/27/2011 5:09:00 AM
1,4-Dichlorobenzene	< 0.15	0.15		ppbV	1	1/27/2011 5:09:00 AM
1,4-Dioxane	< 0.30	0.30		ppbV	1	1/27/2011 5:09:00 AM
2,2,4-trimethylpentane	< 0.15	0.15		ppbV	1	1/27/2011 5:09:00 AM
4-ethyltoluene	0.37	0.15		ppbV	1	1/27/2011 5:09:00 AM
Acetone	9.2	3.0		ppbV	10	1/27/2011 5:43:00 AM
Allyl chloride	< 0.15	0.15		ppbV	1	1/27/2011 5:09:00 AM
Benzene	0.34	0.15		ppbV	1	1/27/2011 5:09:00 AM
Benzyl chloride	< 0.15	0.15		ppbV	1	1/27/2011 5:09:00 AM
Bromodichloromethane	< 0.15	0.15		ppbV	1	1/27/2011 5:09:00 AM
Bromoform	< 0.15	0.15		ppbV	1	1/27/2011 5:09:00 AM
Bromomethane	< 0.15	0.15		ppbV	1	1/27/2011 5:09:00 AM
Carbon disulfide	< 0.15	0.15		ppbV	1	1/27/2011 5:09:00 AM
Carbon tetrachloride	0.060	0.040		ppbV	1	1/27/2011 5:09:00 AM
Chlorobenzene	0.21	0.15		ppbV	1	1/27/2011 5:09:00 AM
Chloroethane	< 0.15	0.15		ppbV	1	1/27/2011 5:09:00 AM
Chloroform	0.11	0.15	J	ppbV	1	1/27/2011 5:09:00 AM
Chloromethane	0.36	0.15		ppbV	1	1/27/2011 5:09:00 AM
cis-1,2-Dichloroethene	0.35	0.15		ppbV	1	1/27/2011 5:09:00 AM
cis-1,3-Dichloropropene	< 0.15	0.15		ppbV	1	1/27/2011 5:09:00 AM
Cyclohexane	3.0	1.5		ppbV	10	1/27/2011 5:43:00 AM
Dibromochloromethane	< 0.15	0.15		ppbV	1	1/27/2011 5:09:00 AM
Ethyl acetate	< 0.25	0.25		ppbV	1	1/27/2011 5:09:00 AM

Qualifiers:

**	Reporting Limit	.	Results reported are not blank corrected
B	Analyte detected in the associated Method Blank	E	Value above quantitation range
H	Holding times for preparation or analysis exceeded	J	Analyte detected at or below quantitation limits
JN	Non-routine analyte. Quantitation estimated.	ND	Not Detected at the Reporting Limit
S	Spike Recovery outside accepted recovery limits		

Centek Laboratories, LLC

Date: *24-Feb-11*

CLIENT:	Arcadis	**Client Sample ID:**	IA-VMP 4
Lab Order:	C1101036	**Tag Number:**	163,147
Project:	Lockheed Martin NJ001014.0001	**Collection Date:**	1/24/2011
Lab ID:	C1101036-015A	**Matrix:**	

Analyses	Result	**Limit	Qual	Units	DF	Date Analyzed
1UG/M3 W/ 0.25UG/M3 CT-TCE-VC		**TO-15**				Analyst: LL
Ethylbenzene	0.16	0.15		ppbV	1	1/27/2011 5:09:00 AM
Freon 11	0.33	0.15		ppbV	1	1/27/2011 5:09:00 AM
Freon 113	< 0.15	0.15		ppbV	1	1/27/2011 5:09:00 AM
Freon 114	< 0.15	0.15		ppbV	1	1/27/2011 5:09:00 AM
Freon 12	0.40	0.15		ppbV	1	1/27/2011 5:09:00 AM
Heptane	0.94	0.15		ppbV	1	1/27/2011 5:09:00 AM
Hexachloro-1,3-butadiene	< 0.15	0.15		ppbV	1	1/27/2011 5:09:00 AM
Hexane	0.39	0.15		ppbV	1	1/27/2011 5:09:00 AM
Isopropyl alcohol	72	12		ppbV	80	1/29/2011 3:24:00 AM
m&p-Xylene	0.34	0.30		ppbV	1	1/27/2011 5:09:00 AM
Methyl Butyl Ketone	< 0.30	0.30		ppbV	1	1/27/2011 5:09:00 AM
Methyl Ethyl Ketone	< 0.30	0.30		ppbV	1	1/27/2011 5:09:00 AM
Methyl Isobutyl Ketone	< 0.30	0.30		ppbV	1	1/27/2011 5:09:00 AM
Methyl tert-butyl ether	< 0.15	0.15		ppbV	1	1/27/2011 5:09:00 AM
Methylene chloride	6.5	1.5		ppbV	10	1/27/2011 5:43:00 AM
o-Xylene	0.21	0.15		ppbV	1	1/27/2011 5:09:00 AM
Propylene	< 0.15	0.15		ppbV	1	1/27/2011 5:09:00 AM
Styrene	0.83	0.15		ppbV	1	1/27/2011 5:09:00 AM
Tetrachloroethylene	0.13	0.15	J	ppbV	1	1/27/2011 5:09:00 AM
Tetrahydrofuran	< 0.15	0.15		ppbV	1	1/27/2011 5:09:00 AM
Toluene	0.93	0.15		ppbV	1	1/27/2011 5:09:00 AM
trans-1,2-Dichloroethene	< 0.15	0.15		ppbV	1	1/27/2011 5:09:00 AM
trans-1,3-Dichloropropene	< 0.15	0.15		ppbV	1	1/27/2011 5:09:00 AM
Trichloroethene	1.4	0.040		ppbV	1	1/27/2011 5:09:00 AM
Vinyl acetate	< 0.15	0.15		ppbV	1	1/27/2011 5:09:00 AM
Vinyl Bromide	< 0.15	0.15		ppbV	1	1/27/2011 5:09:00 AM
Vinyl chloride	< 0.040	0.040		ppbV	1	1/27/2011 5:09:00 AM
Surr: Bromofluorobenzene	98.0	70-130		%REC	1	1/27/2011 5:09:00 AM

Qualifiers:

**	Reporting Limit	.	Results reported are not blank corrected
B	Analyte detected in the associated Method Blank	E	Value above quantitation range
H	Holding times for preparation or analysis exceeded	J	Analyte detected at or below quantitation limits
JN	Non-routine analyte. Quantitation estimated.	ND	Not Detected at the Reporting Limit
S	Spike Recovery outside accepted recovery limits		

Centek Laboratories, LLC

Date: *24-Feb-11*

CLIENT:	Arcadis	**Client Sample ID:**	IA-VMP 4
Lab Order:	C1101036	**Tag Number:**	163,147
Project:	Lockheed Martin NJ001014.0001	**Collection Date:**	1/24/2011
Lab ID:	C1101036-015A	**Matrix:**	

Analyses	Result	**Limit	Qual	Units	DF	Date Analyzed
1UG/M3 W/ 0.25UG/M3 CT-TCE-VC		TO-15				Analyst: LL
1,1,1-Trichloroethane	< 0.83	0.83		ug/m3	1	1/27/2011 5:09:00 AM
1,1,2,2-Tetrachloroethane	< 1.0	1.0		ug/m3	1	1/27/2011 5:09:00 AM
1,1,2-Trichloroethane	< 0.83	0.83		ug/m3	1	1/27/2011 5:09:00 AM
1,1-Dichloroethane	< 0.62	0.62		ug/m3	1	1/27/2011 5:09:00 AM
1,1-Dichloroethene	< 0.60	0.60		ug/m3	1	1/27/2011 5:09:00 AM
1,2,4-Trichlorobenzene	< 1.1	1.1		ug/m3	1	1/27/2011 5:09:00 AM
1,2,4-Trimethylbenzene	9.6	0.75		ug/m3	1	1/27/2011 5:09:00 AM
1,2-Dibromoethane	< 1.2	1.2		ug/m3	1	1/27/2011 5:09:00 AM
1,2-Dichlorobenzene	< 0.92	0.92		ug/m3	1	1/27/2011 5:09:00 AM
1,2-Dichloroethane	< 0.62	0.62		ug/m3	1	1/27/2011 5:09:00 AM
1,2-Dichloropropane	< 0.70	0.70		ug/m3	1	1/27/2011 5:09:00 AM
1,3,5-Trimethylbenzene	2.2	0.75		ug/m3	1	1/27/2011 5:09:00 AM
1,3-butadiene	< 0.34	0.34		ug/m3	1	1/27/2011 5:09:00 AM
1,3-Dichlorobenzene	< 0.92	0.92		ug/m3	1	1/27/2011 5:09:00 AM
1,4-Dichlorobenzene	< 0.92	0.92		ug/m3	1	1/27/2011 5:09:00 AM
1,4-Dioxane	< 1.1	1.1		ug/m3	1	1/27/2011 5:09:00 AM
2,2,4-trimethylpentane	< 0.71	0.71		ug/m3	1	1/27/2011 5:09:00 AM
4-ethyltoluene	1.8	0.75		ug/m3	1	1/27/2011 5:09:00 AM
Acetone	22	7.2		ug/m3	10	1/27/2011 5:43:00 AM
Allyl chloride	< 0.48	0.48		ug/m3	1	1/27/2011 5:09:00 AM
Benzene	1.1	0.49		ug/m3	1	1/27/2011 5:09:00 AM
Benzyl chloride	< 0.88	0.88		ug/m3	1	1/27/2011 5:09:00 AM
Bromodichloromethane	< 1.0	1.0		ug/m3	1	1/27/2011 5:09:00 AM
Bromoform	< 1.6	1.6		ug/m3	1	1/27/2011 5:09:00 AM
Bromomethane	< 0.59	0.59		ug/m3	1	1/27/2011 5:09:00 AM
Carbon disulfide	< 0.47	0.47		ug/m3	1	1/27/2011 5:09:00 AM
Carbon tetrachloride	0.38	0.26		ug/m3	1	1/27/2011 5:09:00 AM
Chlorobenzene	0.98	0.70		ug/m3	1	1/27/2011 5:09:00 AM
Chloroethane	< 0.40	0.40		ug/m3	1	1/27/2011 5:09:00 AM
Chloroform	0.55	0.74	J	ug/m3	1	1/27/2011 5:09:00 AM
Chloromethane	0.76	0.31		ug/m3	1	1/27/2011 5:09:00 AM
cis-1,2-Dichloroethene	1.4	0.60		ug/m3	1	1/27/2011 5:09:00 AM
cis-1,3-Dichloropropene	< 0.69	0.69		ug/m3	1	1/27/2011 5:09:00 AM
Cyclohexane	10	5.2		ug/m3	10	1/27/2011 5:43:00 AM
Dibromochloromethane	< 1.3	1.3		ug/m3	1	1/27/2011 5:09:00 AM
Ethyl acetate	< 0.92	0.92		ug/m3	1	1/27/2011 5:09:00 AM
Ethylbenzene	0.71	0.66		ug/m3	1	1/27/2011 5:09:00 AM
Freon 11	1.9	0.86		ug/m3	1	1/27/2011 5:09:00 AM
Freon 113	< 1.2	1.2		ug/m3	1	1/27/2011 5:09:00 AM
Freon 114	< 1.1	1.1		ug/m3	1	1/27/2011 5:09:00 AM

Qualifiers:

**	Reporting Limit	.	Results reported are not blank corrected
B	Analyte detected in the associated Method Blank	E	Value above quantitation range
H	Holding times for preparation or analysis exceeded	J	Analyte detected at or below quantitation limits
JN	Non-routine analyte. Quantitation estimated.	ND	Not Detected at the Reporting Limit
S	Spike Recovery outside accepted recovery limits		

Centek Laboratories, LLC

Date: *24-Feb-11*

CLIENT:	Arcadis	**Client Sample ID:**	IA-VMP 4
Lab Order:	C1101036	**Tag Number:**	163,147
Project:	Lockheed Martin NJ001014.0001	**Collection Date:**	1/24/2011
Lab ID:	C1101036-015A	**Matrix:**	

Analyses	Result	**Limit	Qual	Units	DF	Date Analyzed
1UG/M3 W/ 0.25UG/M3 CT-TCE-VC		TO-15				Analyst: LL
Freon 12	2.0	0.75		ug/m3	1	1/27/2011 5:09:00 AM
Heptane	3.9	0.62		ug/m3	1	1/27/2011 5:09:00 AM
Hexachloro-1,3-butadiene	< 1.6	1.6		ug/m3	1	1/27/2011 5:09:00 AM
Hexane	1.4	0.54		ug/m3	1	1/27/2011 5:09:00 AM
Isopropyl alcohol	180	30		ug/m3	80	1/29/2011 3:24:00 AM
m&p-Xylene	1.5	1.3		ug/m3	1	1/27/2011 5:09:00 AM
Methyl Butyl Ketone	< 1.2	1.2		ug/m3	1	1/27/2011 5:09:00 AM
Methyl Ethyl Ketone	< 0.90	0.90		ug/m3	1	1/27/2011 5:09:00 AM
Methyl Isobutyl Ketone	< 1.2	1.2		ug/m3	1	1/27/2011 5:09:00 AM
Methyl tert-butyl ether	< 0.55	0.55		ug/m3	1	1/27/2011 5:09:00 AM
Methylene chloride	23	5.3		ug/m3	10	1/27/2011 5:43:00 AM
o-Xylene	0.93	0.66		ug/m3	1	1/27/2011 5:09:00 AM
Propylene	< 0.26	0.26		ug/m3	1	1/27/2011 5:09:00 AM
Styrene	3.6	0.65		ug/m3	1	1/27/2011 5:09:00 AM
Tetrachloroethylene	0.90	1.0	J	ug/m3	1	1/27/2011 5:09:00 AM
Tetrahydrofuran	< 0.45	0.45		ug/m3	1	1/27/2011 5:09:00 AM
Toluene	3.6	0.57		ug/m3	1	1/27/2011 5:09:00 AM
trans-1,2-Dichloroethene	< 0.60	0.60		ug/m3	1	1/27/2011 5:09:00 AM
trans-1,3-Dichloropropene	< 0.69	0.69		ug/m3	1	1/27/2011 5:09:00 AM
Trichloroethene	7.8	0.22		ug/m3	1	1/27/2011 5:09:00 AM
Vinyl acetate	< 0.54	0.54		ug/m3	1	1/27/2011 5:09:00 AM
Vinyl Bromide	< 0.67	0.67		ug/m3	1	1/27/2011 5:09:00 AM
Vinyl chloride	< 0.10	0.10		ug/m3	1	1/27/2011 5:09:00 AM

Qualifiers:				
	**	Reporting Limit	.	Results reported are not blank corrected
	B	Analyte detected in the associated Method Blank	E	Value above quantitation range
	H	Holding times for preparation or analysis exceeded	J	Analyte detected at or below quantitation limits
	JN	Non-routine analyte. Quantitation estimated.	ND	Not Detected at the Reporting Limit
	S	Spike Recovery outside accepted recovery limits		

Quantitation Report (QT Reviewed)

Data File : C:\MSDCHEM\1\DATA\BG012631.D Vial: 24
Acq On : 27 Jan 2011 5:09 am Operator: LL
Sample : C1101036-015A Inst : MSD #2
Misc : 1ugm3 & 0.25TCE,CT,VNCL Sample Multiplr: 1.00
MS Integration Params: RTEINT.P
Quant Time: Jan 31 10:35:12 2011 Quant Results File: B118_1UG.RES

Quant Method : C:\MSDCHEM\1\METHODS\B118_1UG.M (RTE Integrator)
Title : TO-15 VOA Standards for 5 point calibration
Last Update : Wed Jan 26 14:01:48 2011
Response via : Initial Calibration
DataAcq Meth : B118_1UG

Internal Standards	R.T.	QIon	Response	Conc	Units		Dev(Min)
1) Bromochloromethane	7.88	128	16444	1.00	ppb		0.01
30) 1,4-difluorobenzene	10.18	114	52815	1.00	ppb		0.00
44) Chlorobenzene-d5	14.98	117	43283	1.00	ppb		0.00
System Monitoring Compounds							
57) Bromofluorobenzene	16.51	95	22791	0.98	ppb		0.00
Spiked Amount 1.000	Range 70 - 130		Recovery = 98.00%				
Target Compounds							Qvalue
3) Freon 12	3.13	85	40439	0.40	ppb		98
4) Chloromethane	3.27	50	13188	0.36	ppb		85
11) Freon 11	4.32	101	32144	0.33	ppb		96
12) Acetone	4.60	58	64825m	5.88	ppb		
13) Isopropyl alcohol	4.63	45	1934575m	96.56	ppb		
16) Methylene chloride	5.35	84	157952	6.25	ppb	#	83
24) cis-1,2-dichloroethene	7.46	61	8072	0.35	ppb	#	68
25) Hexane	7.07	41	11664	0.39	ppb	#	78
27) Chloroform	8.05	83	6201	0.11	ppb		91
32) Cyclohexane	9.48	56	81842	3.07	ppb	#	66
33) Carbon tetrachloride	9.43	117	6402m	0.06	ppb		
34) Benzene	9.40	78	25833	0.34	ppb	#	80
37) Heptane	10.75	43	26274	0.94	ppb		99
38) Trichloroethene	10.87	130	64919	1.42	ppb		82
45) Toluene	13.07	92	29658	0.93	ppb	#	79
50) Tetrachloroethylene	14.07	164	4725	0.13	ppb		91
51) Chlorobenzene	15.02	112	10354	0.21	ppb	#	58
52) Ethylbenzene	15.28	91	7968	0.16	ppb		99
53) m&p-xylene	15.45	91	15966	0.34	ppb		92
54) Styrene	15.86	104	23671	0.83	ppb		81
56) o-xylene	15.90	91	10379	0.21	ppb		99
59) 4-ethyltoluene	17.07	105	20165m	0.37	ppb		
60) 1,3,5-trimethylbenzene	17.12	105	20060	0.44	ppb		92
61) 1,2,4-trimethylbenzene	17.53	105	57232	1.93	ppb		78

L.L.

(#) = qualifier out of range (m) = manual integration (+) = signals summed

Quantitation Report (QT Reviewed)

Data File : C:\MSDCHEM\1\DATA\BG012631.D Vial: 24
Acq On : 27 Jan 2011 5:09 am Operator: LL
Sample : C1101036-015A Inst : MSD #2
Misc : 1ugm3 & 0.25TCE,CT,VNCL Sample Multiplr: 1.00
MS Integration Params: RTEINT.P
Quant Time: Jan 31 10:39 2011 Quant Results File: B118_1UG.RES

Method : C:\MSDCHEM\1\METHODS\B118_1UG.M (RTE Integrator)
Title : TO-15 VOA Standards for 5 point calibration
Last Update : Tue Feb 01 16:05:43 2011
Response via : Initial Calibration

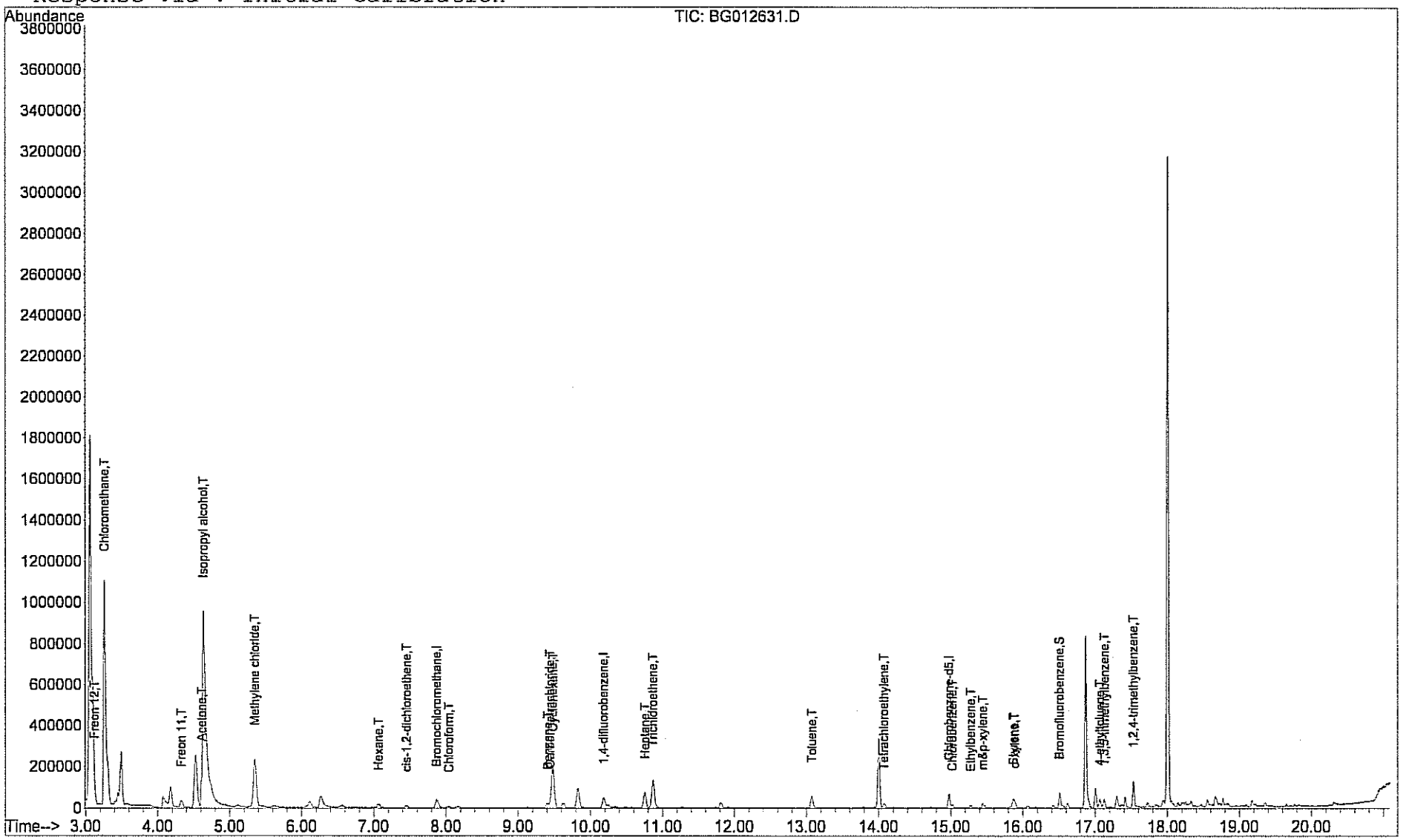

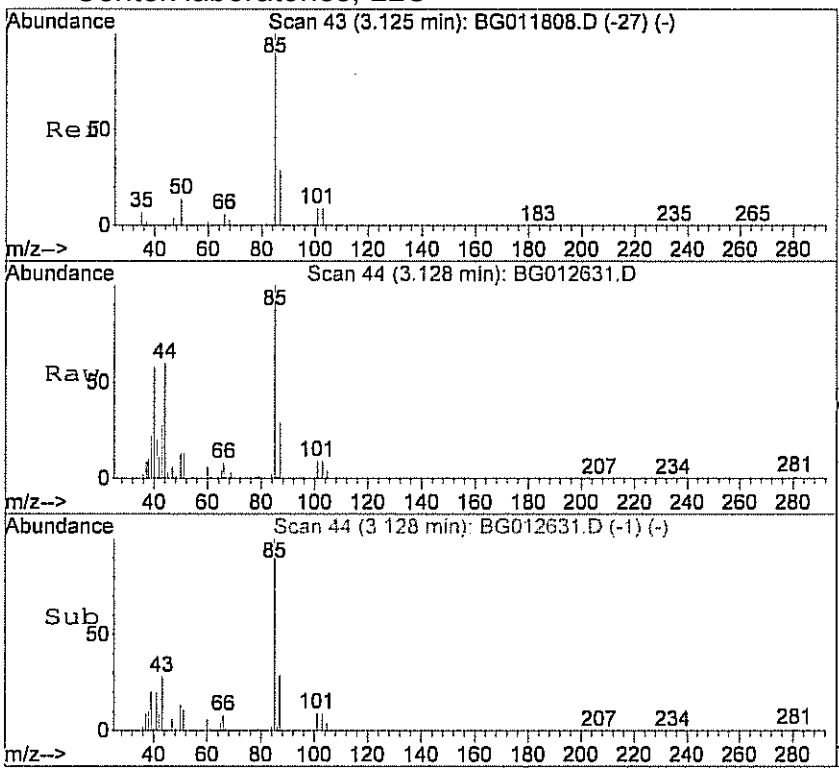

#3
Freon 12
Concen: 0.40 ppb
RT: 3.13 min Scan# 44
Delta R.T. 0.00 min
Lab File: BG012631.D
Acq: 27 Jan 2011 5:09 am

Tgt Ion: 85 Resp: 40439

Ion	Ratio	Lower	Upper
85	100		
87	35.2	14.1	54.1

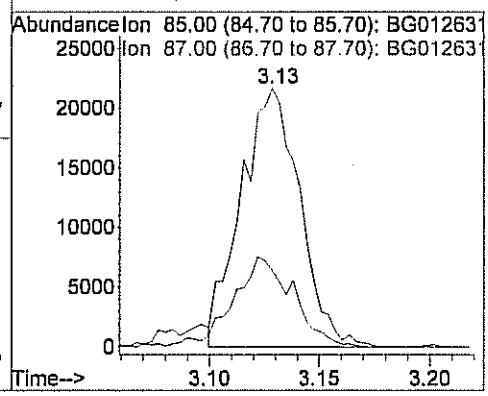

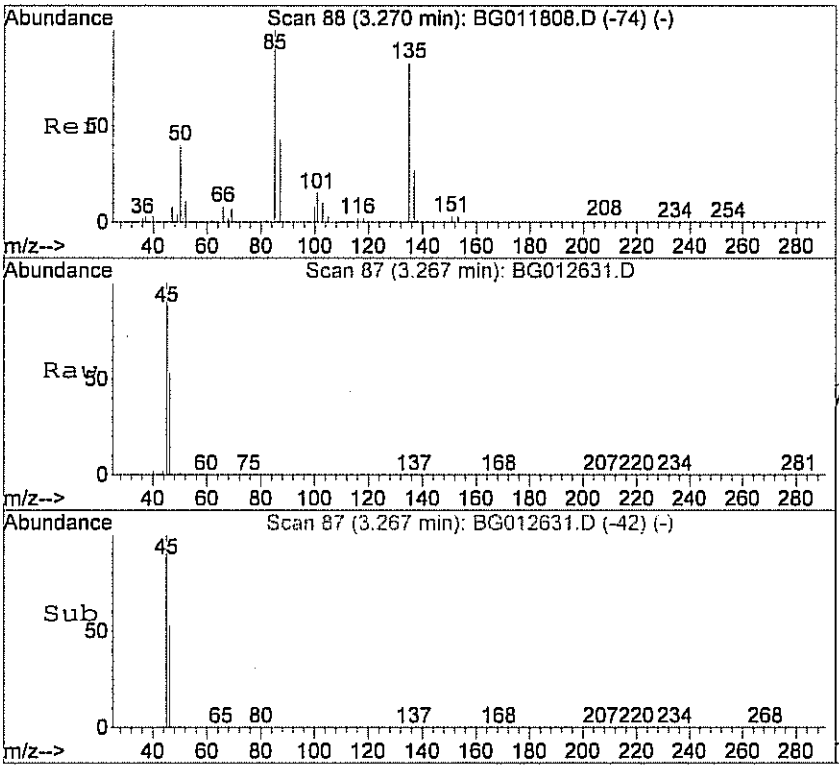

#4
Chloromethane
Concen: 0.36 ppb
RT: 3.27 min Scan# 87
Delta R.T. -0.01 min
Lab File: BG012631.D
Acq: 27 Jan 2011 5:09 am

Tgt Ion: 50 Resp: 13188

Ion	Ratio	Lower	Upper
50	100		
52	10.4	0.0	36.8

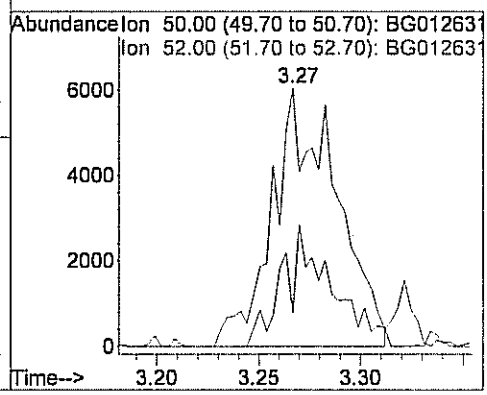

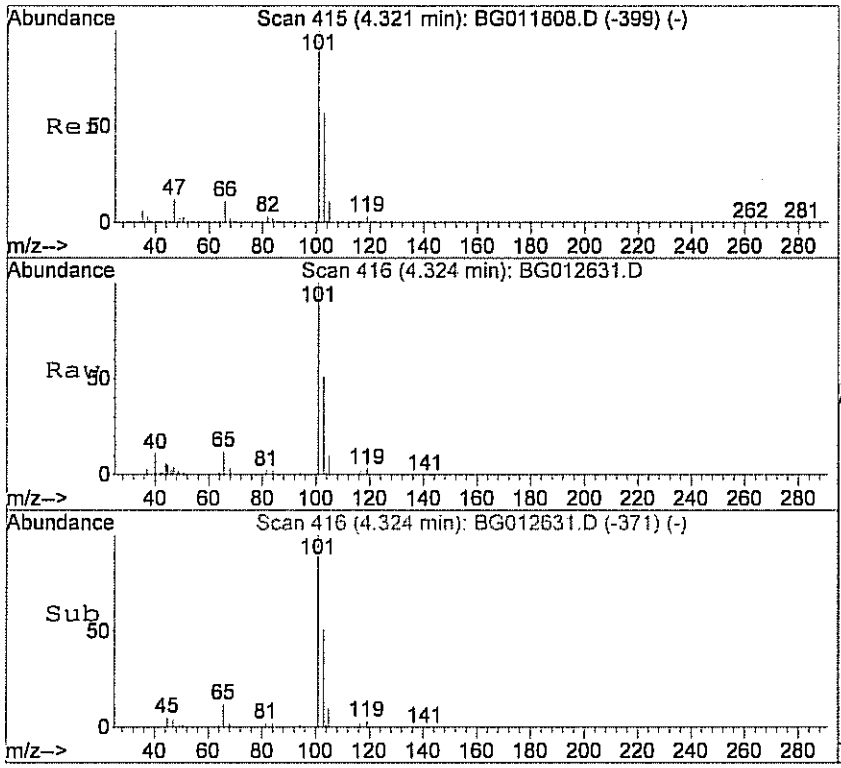

#11
Freon 11
Concen: 0.33 ppb
RT: 4.32 min Scan# 416
Delta R.T. -0.01 min
Lab File: BG012631.D
Acq: 27 Jan 2011 5:09 am

Tgt Ion:101 Resp: 32144

Ion	Ratio	Lower	Upper
101	100		
103	65.7	49.2	89.2
105	9.0	0.0	27.9

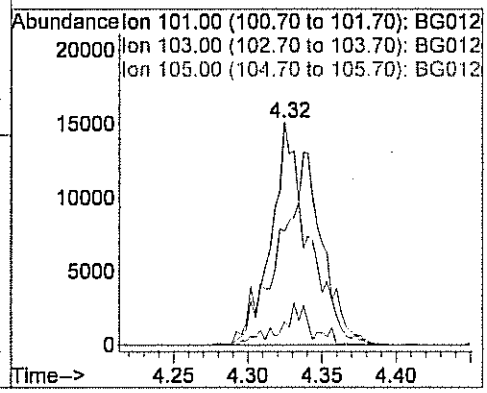

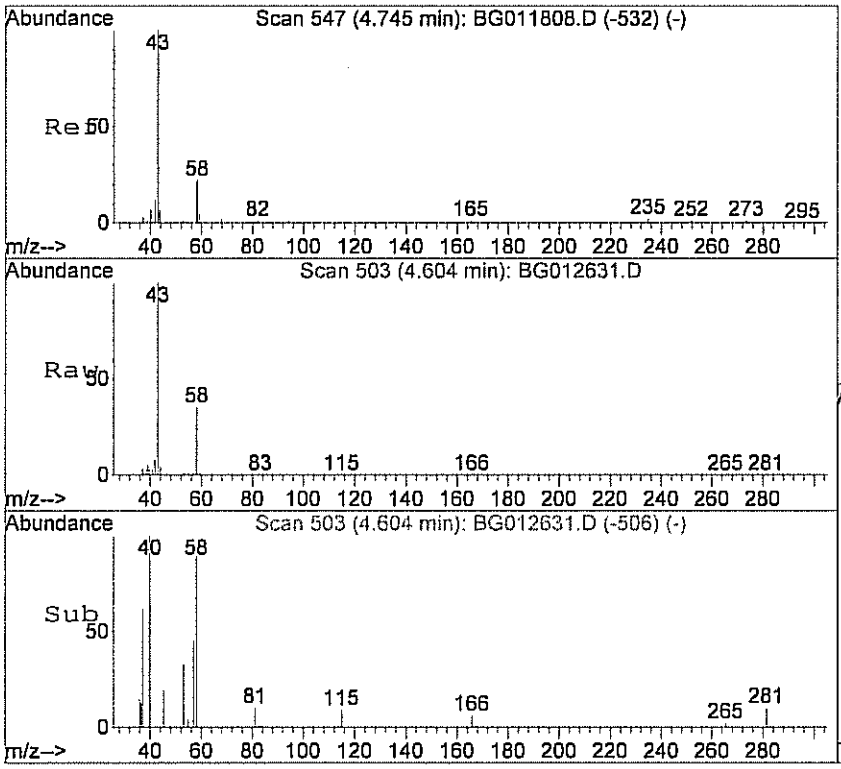

#12
Acetone
Concen: 5.88 ppb m
RT: 4.60 min Scan# 503
Delta R.T. -0.16 min
Lab File: BG012631.D
Acq: 27 Jan 2011 5:09 am

Tgt Ion: 58 Resp: 64825

Ion	Ratio	Lower	Upper
58	100		
43	8.6	148.4	208.4#

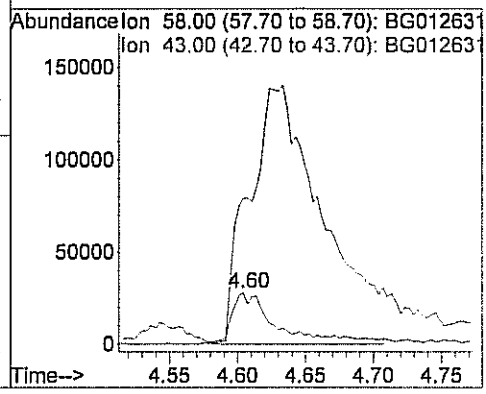

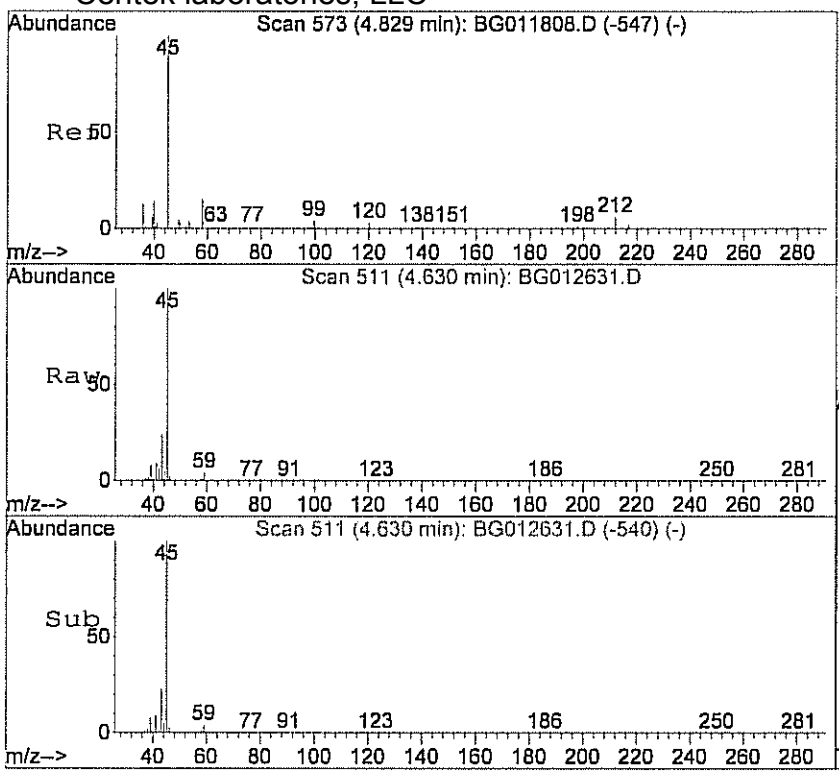

#13
Isopropyl alcohol
Concen: 96.56 ppb m
RT: 4.63 min Scan# 511
Delta R.T. -0.24 min
Lab File: BG012631.D
Acq: 27 Jan 2011 5:09 am

Tgt Ion: 45 Resp: 1934575

Ion	Ratio	Lower	Upper
45	100		
43	0.0	6.2	46.2#

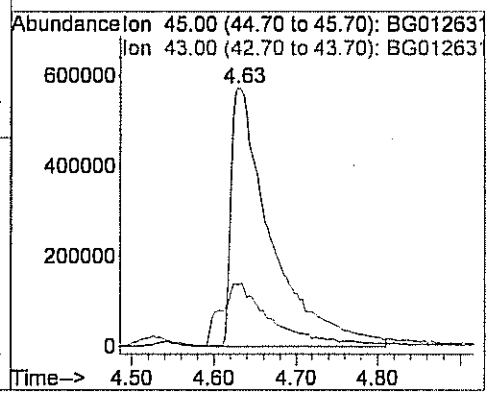

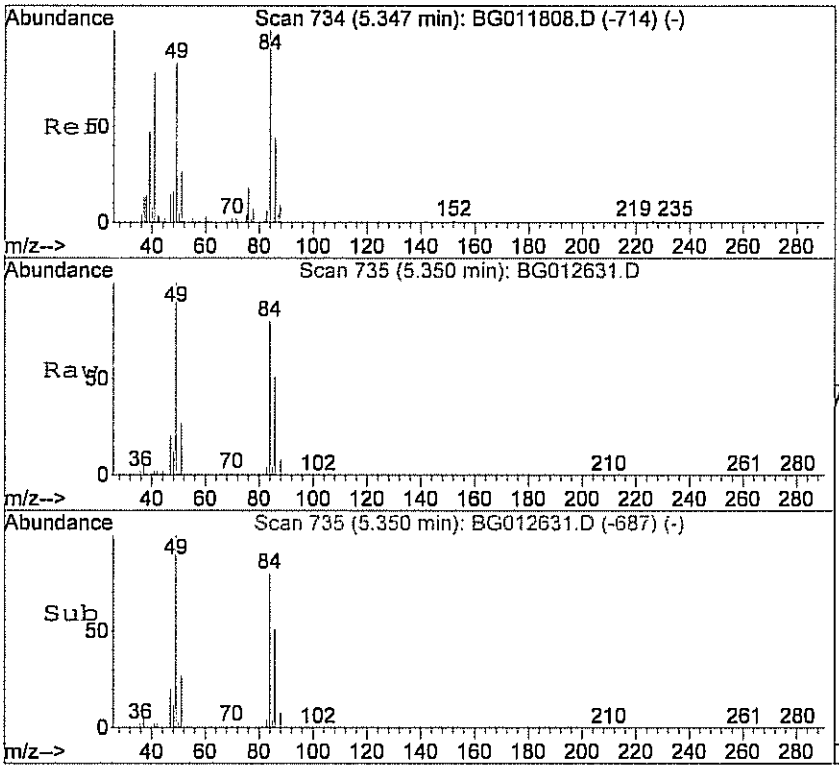

#16
Methylene chloride
Concen: 6.25 ppb
RT: 5.35 min Scan# 735
Delta R.T. 0.00 min
Lab File: BG012631.D
Acq: 27 Jan 2011 5:09 am

Tgt Ion: 84 Resp: 157952

Ion	Ratio	Lower	Upper
84	100		
49	123.7	82.7	122.7#
86	63.1	35.7	75.7

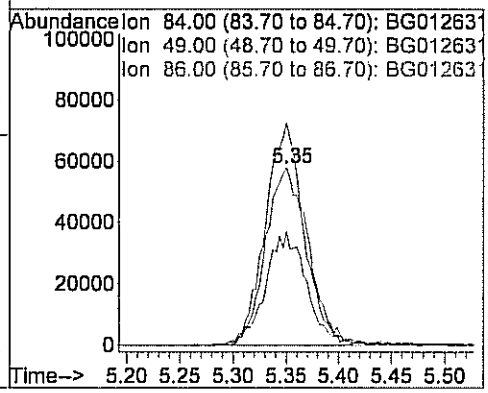

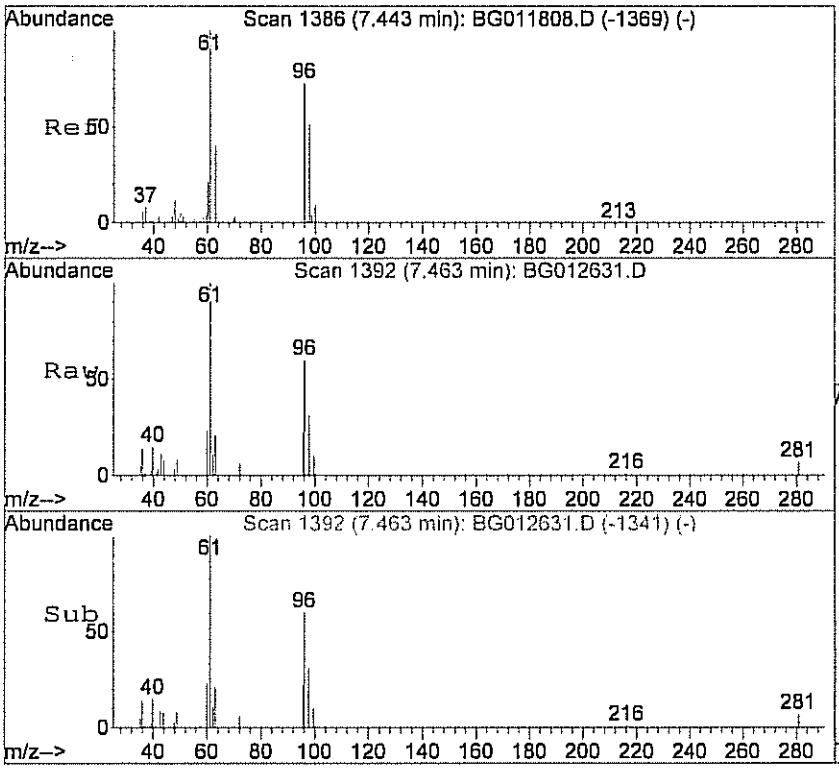

#24
cis-1,2-dichloroethene
Concen: 0.35 ppb
RT: 7.46 min Scan# 1392
Delta R.T. 0.01 min
Lab File: BG012631.D
Acq: 27 Jan 2011 5:09 am

Tgt Ion: 61 Resp: 8072

Ion	Ratio	Lower	Upper
61	100		
96	92.0	44.3	84.3#
98	62.1	24.3	64.3

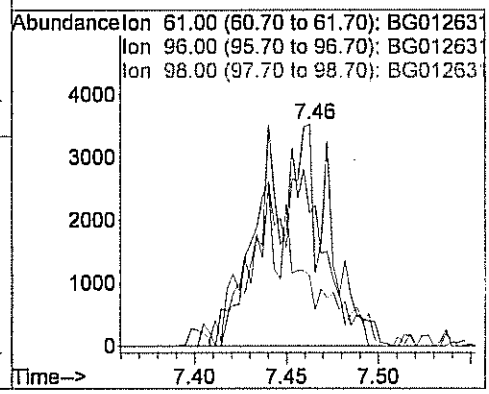

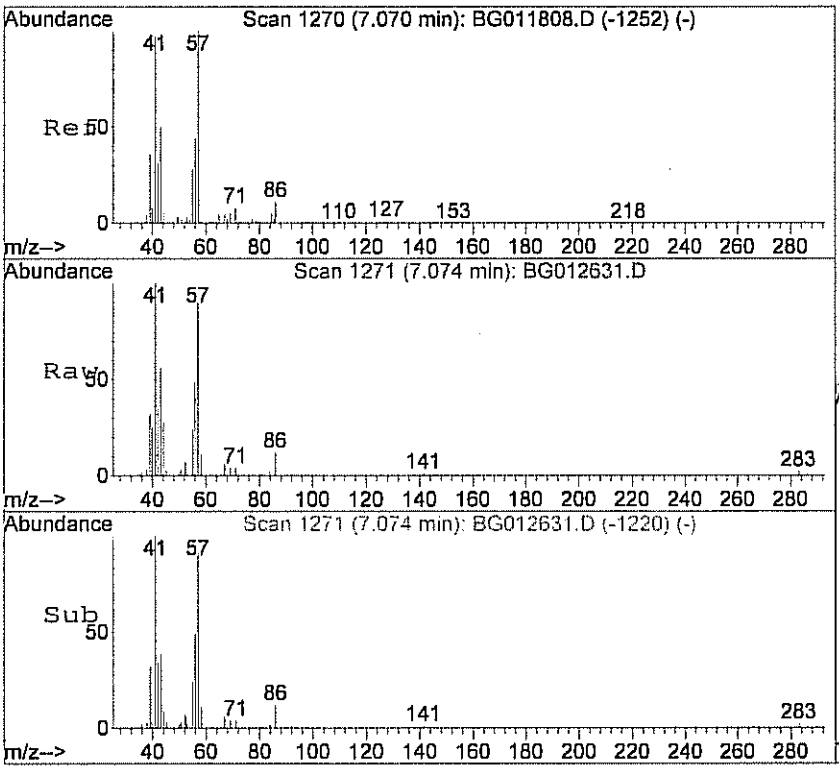

#25
Hexane
Concen: 0.39 ppb
RT: 7.07 min Scan# 1271
Delta R.T. 0.01 min
Lab File: BG012631.D
Acq: 27 Jan 2011 5:09 am

Tgt Ion: 41 Resp: 11664

Ion	Ratio	Lower	Upper
41	100		
57	63.5	67.3	107.3#
43	52.4	22.9	62.9

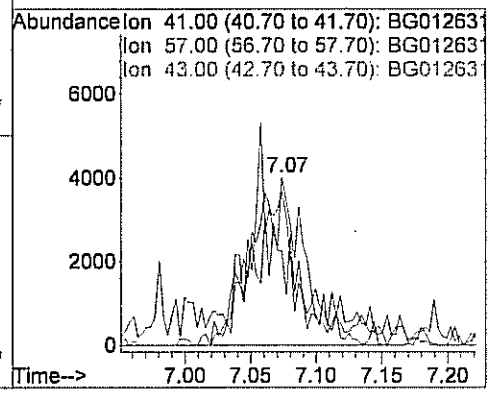

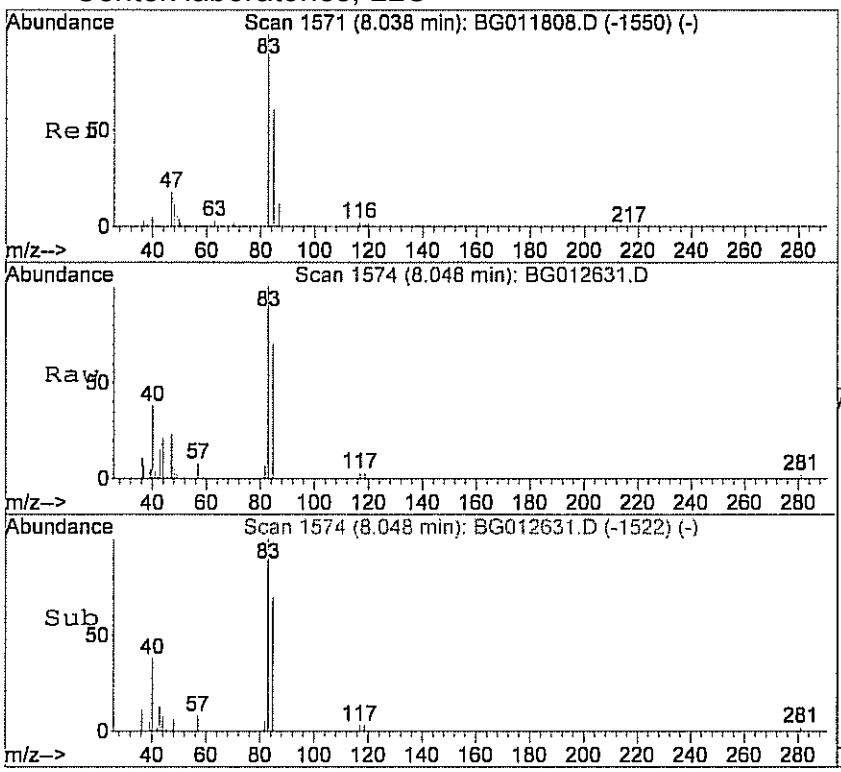

#27
Chloroform
Concen: 0.11 ppb
RT: 8.05 min Scan# 1574
Delta R.T. 0.02 min
Lab File: BG012631.D
Acq: 27 Jan 2011 5:09 am

Tgt Ion: 83 Resp: 6201

Ion	Ratio	Lower	Upper
83	100		
85	62.4	50.2	90.2

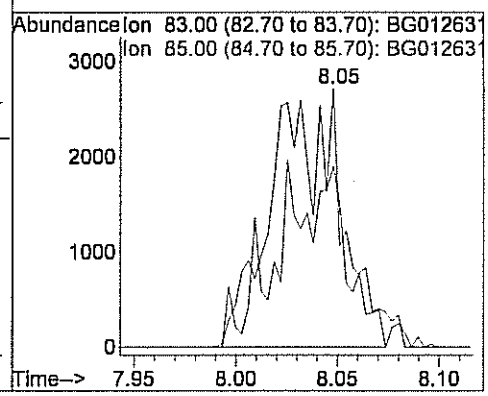

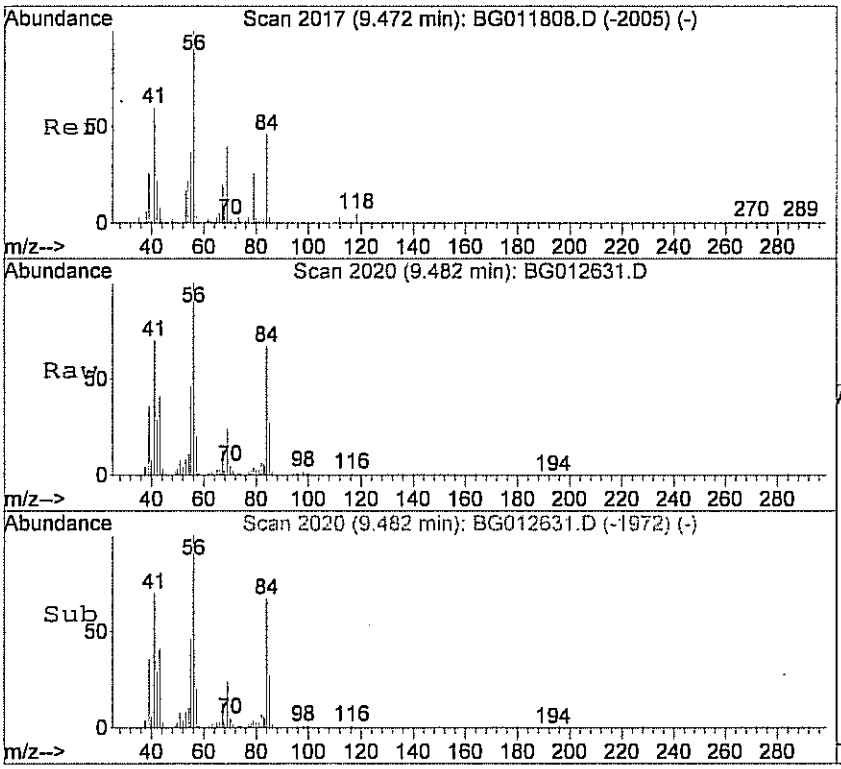

#32
Cyclohexane
Concen: 3.07 ppb
RT: 9.48 min Scan# 2020
Delta R.T. 0.00 min
Lab File: BG012631.D
Acq: 27 Jan 2011 5:09 am

Tgt Ion: 56 Resp: 81842

Ion	Ratio	Lower	Upper
56	100		
41	85.2	40.6	80.6#
84	76.4	31.3	71.3#

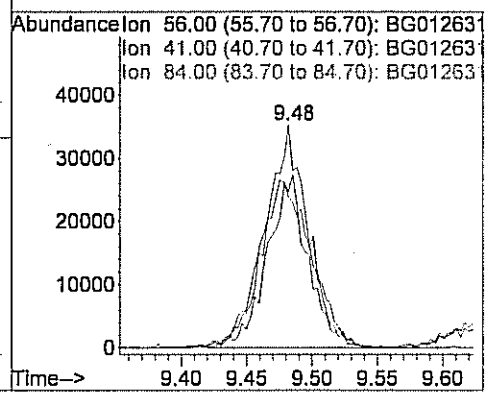

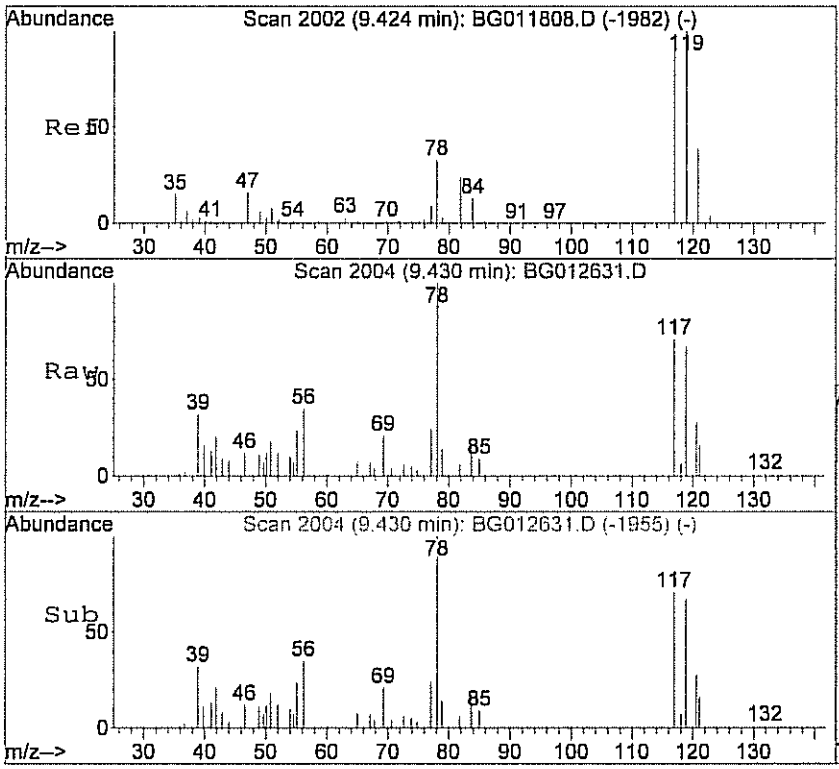

#33
Carbon tetrachloride
Concen: 0.06 ppb m
RT: 9.43 min Scan# 2004
Delta R.T. 0.01 min
Lab File: BG012631.D
Acq: 27 Jan 2011 5:09 am

Tgt Ion:117 Resp: 6402

Ion	Ratio	Lower	Upper
117	100		
119	81.7	64.1	104.1

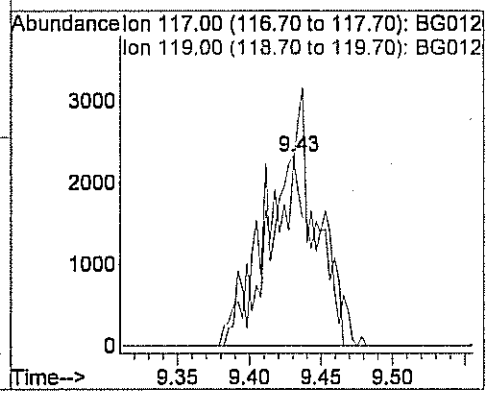

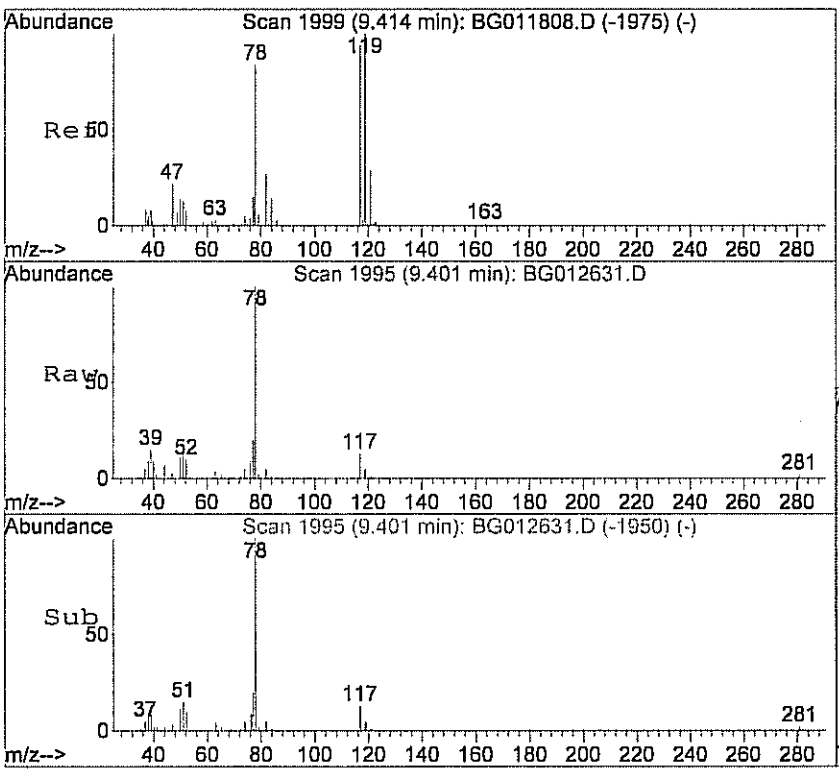

#34
Benzene
Concen: 0.34 ppb
RT: 9.40 min Scan# 1995
Delta R.T. -0.01 min
Lab File: BG012631.D
Acq: 27 Jan 2011 5:09 am

Tgt Ion: 78 Resp: 25833

Ion	Ratio	Lower	Upper
78	100		
77	21.7	2.4	42.4
51	0.0	0.0	38.9

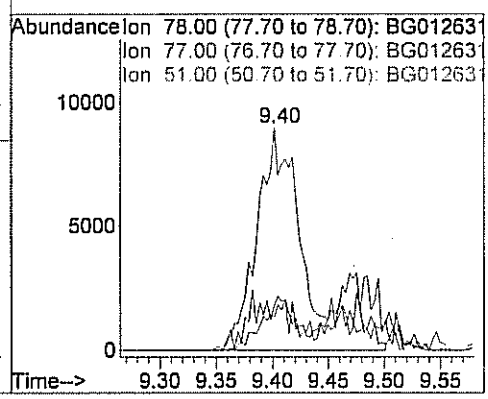

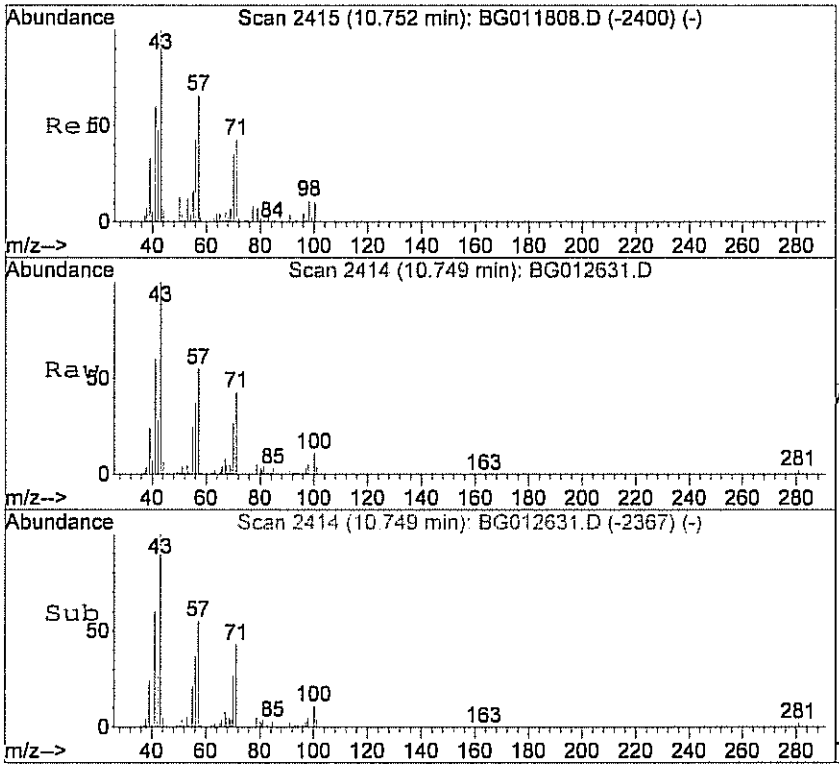

#37
Heptane
Concen: 0.94 ppb
RT: 10.75 min Scan# 2414
Delta R.T. 0.00 min
Lab File: BG012631.D
Acq: 27 Jan 2011 5:09 am

Tgt Ion: 43 Resp: 26274

Ion	Ratio	Lower	Upper
43	100		
57	60.5	40.1	80.1
71	59.8	41.4	81.4

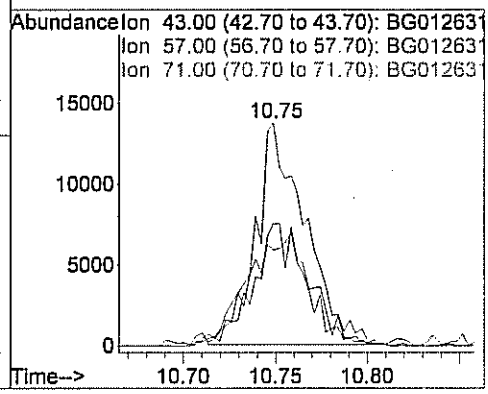

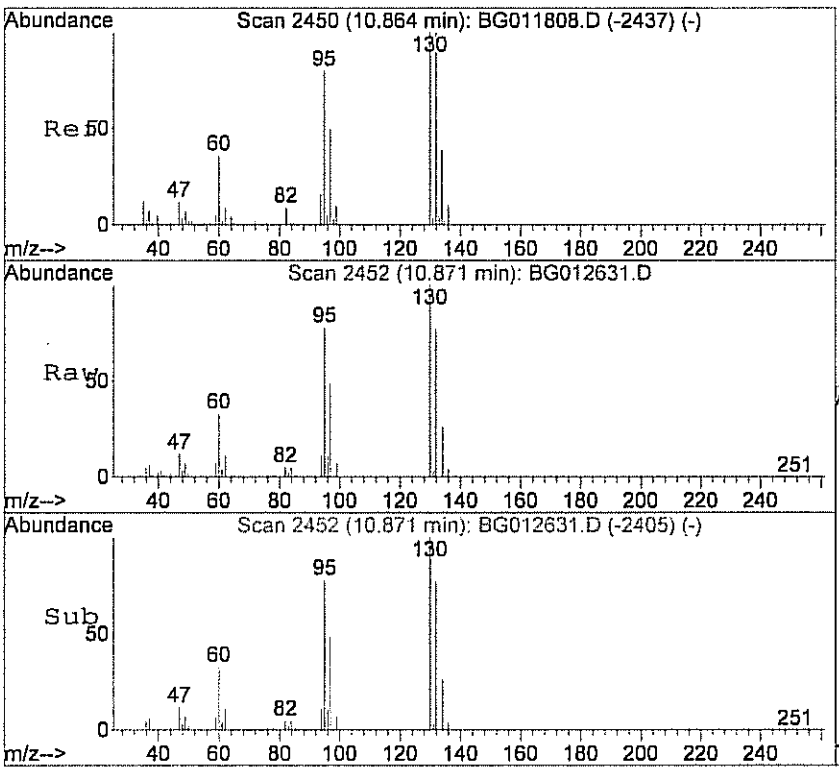

#38
Trichloroethene
Concen: 1.42 ppb
RT: 10.87 min Scan# 2452
Delta R.T. 0.00 min
Lab File: BG012631.D
Acq: 27 Jan 2011 5:09 am

Tgt Ion:130 Resp: 64919

Ion	Ratio	Lower	Upper
130	100		
132	96.8	63.9	103.9
95	93.3	53.8	93.8

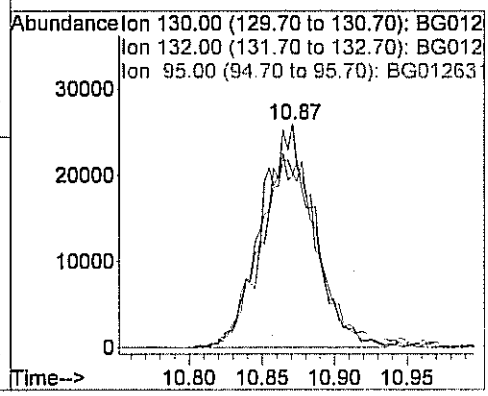

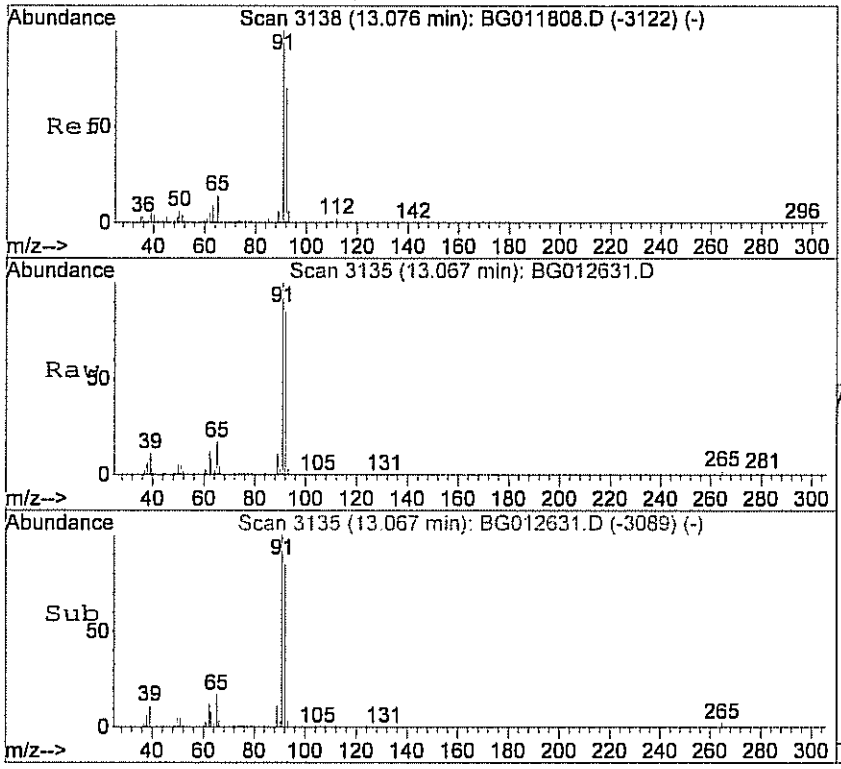

#45
Toluene
Concen: 0.93 ppb
RT: 13.07 min Scan# 3135
Delta R.T. -0.00 min
Lab File: BG012631.D
Acq: 27 Jan 2011 5:09 am

Tgt Ion: 92 Resp: 29658

Ion	Ratio	Lower	Upper
92	100		
91	166.7	121.5	161.5#

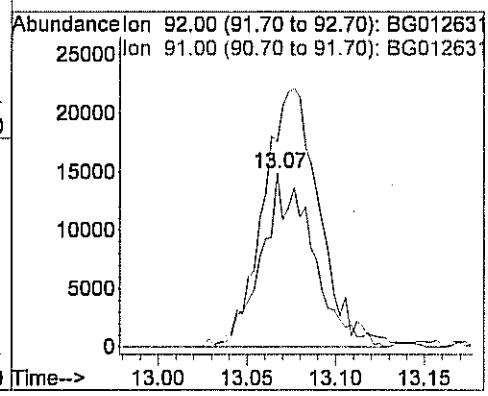

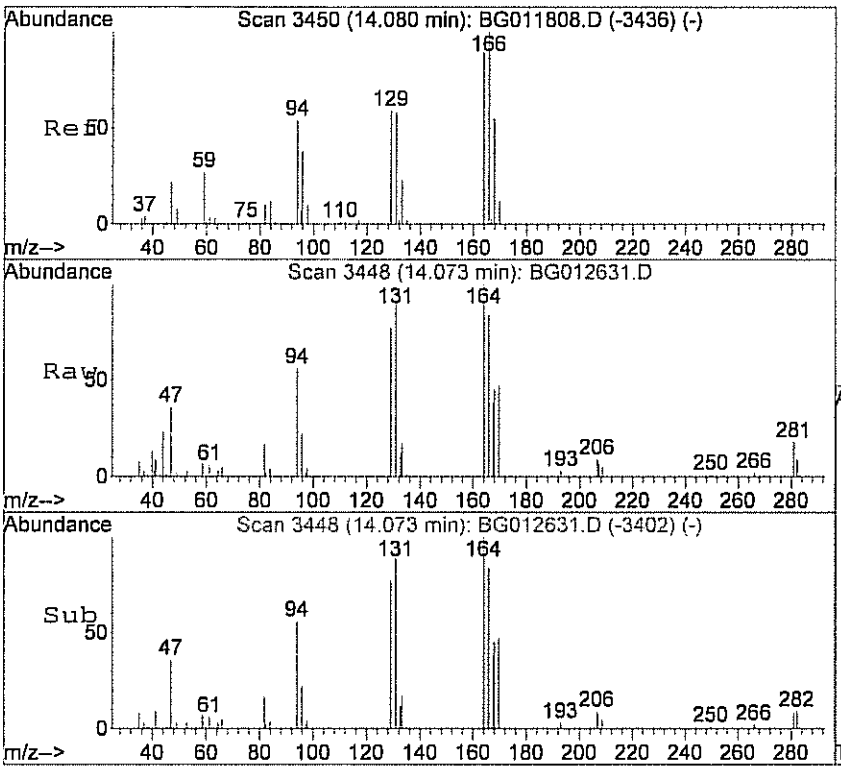

#50
Tetrachloroethylene
Concen: 0.13 ppb
RT: 14.07 min Scan# 3448
Delta R.T. -0.00 min
Lab File: BG012631.D
Acq: 27 Jan 2011 5:09 am

Tgt Ion:164 Resp: 4725

Ion	Ratio	Lower	Upper
164	100		
166	119.6	110.1	150.1

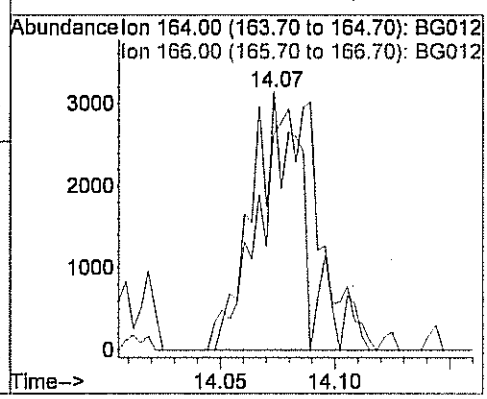

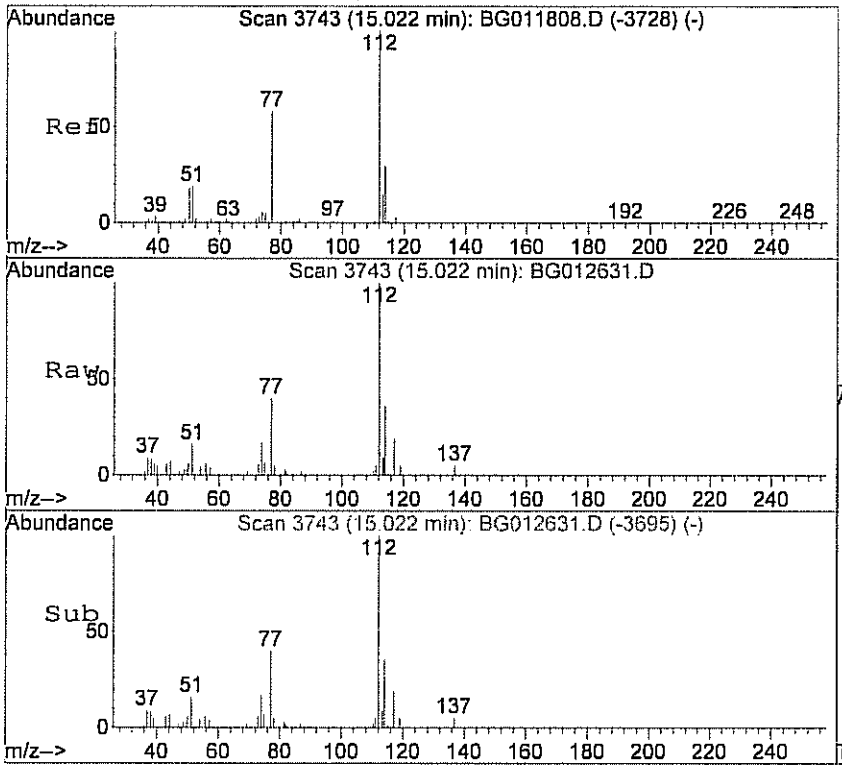

#51
Chlorobenzene
Concen: 0.21 ppb
RT: 15.02 min Scan# 3743
Delta R.T. 0.00 min
Lab File: BG012631.D
Acq: 27 Jan 2011 5:09 am

Tgt Ion:112 Resp: 10354

Ion	Ratio	Lower	Upper
112	100		
77	4.6	24.7	64.7#
114	22.6	8.8	48.8

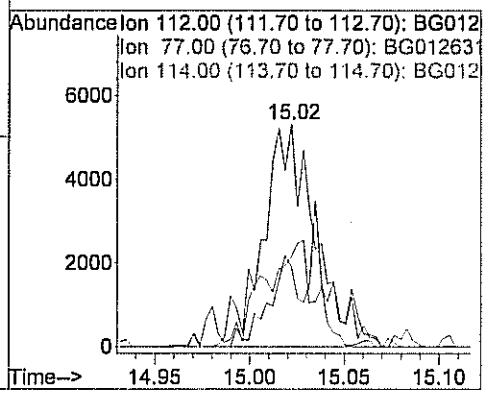

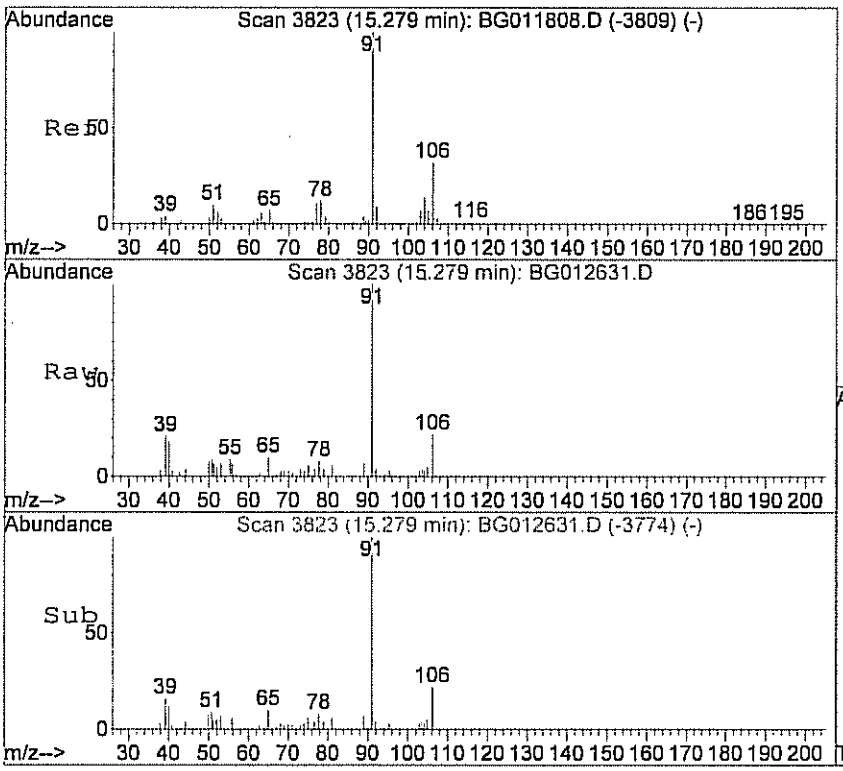

#52
Ethylbenzene
Concen: 0.16 ppb
RT: 15.28 min Scan# 3823
Delta R.T. 0.01 min
Lab File: BG012631.D
Acq: 27 Jan 2011 5:09 am

Tgt Ion: 91 Resp: 7968

Ion	Ratio	Lower	Upper
91	100		
106	40.3	21.0	61.0

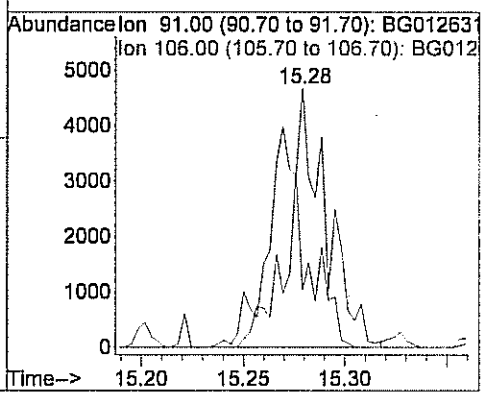

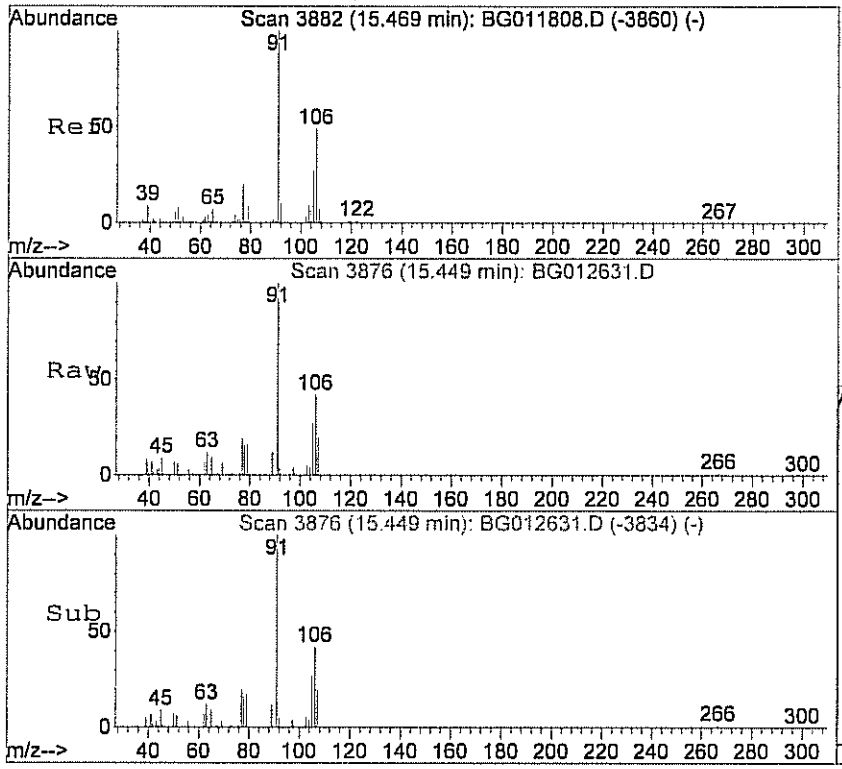

#53
m&p-xylene
Concen: 0.34 ppb
RT: 15.45 min Scan# 3876
Delta R.T. -0.02 min
Lab File: BG012631.D
Acq: 27 Jan 2011 5:09 am

Tgt Ion: 91 Resp: 15966

Ion	Ratio	Lower	Upper
91	100		
106	60.1	34.5	74.5

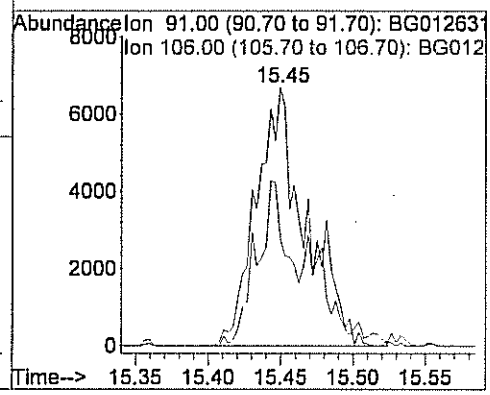

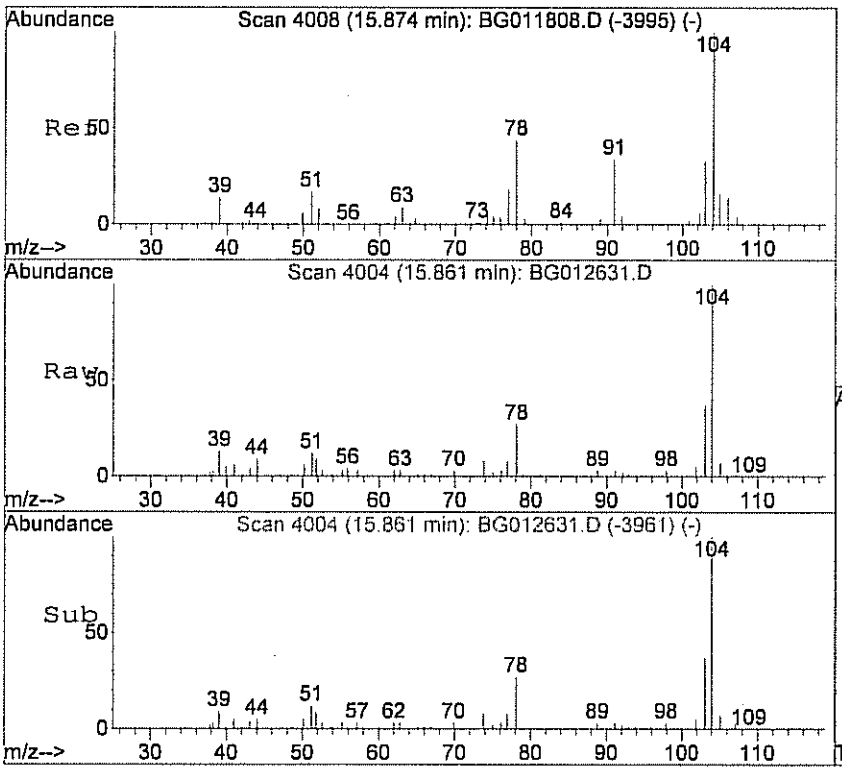

#54
Styrene
Concen: 0.83 ppb
RT: 15.86 min Scan# 4004
Delta R.T. -0.01 min
Lab File: BG012631.D
Acq: 27 Jan 2011 5:09 am

Tgt Ion:104 Resp: 23671

Ion	Ratio	Lower	Upper
104	100		
78	44.0	13.1	53.1

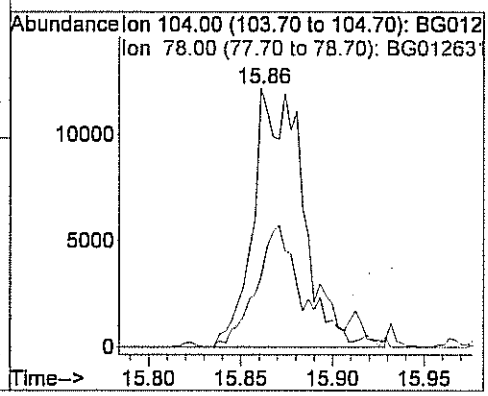

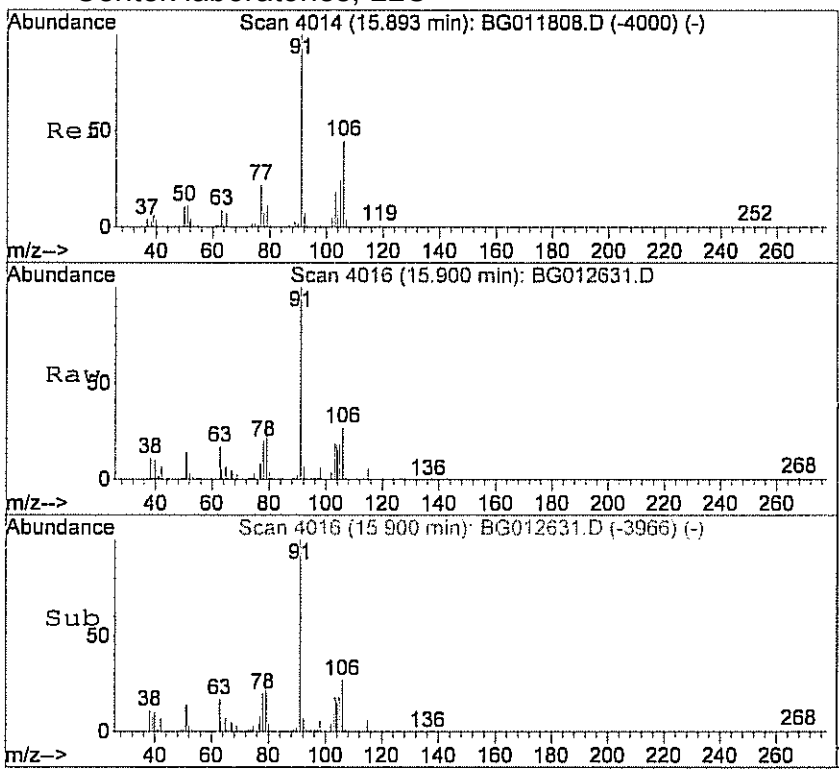

#56
o-xylene
Concen: 0.21 ppb
RT: 15.90 min Scan# 4016
Delta R.T. 0.01 min
Lab File: BG012631.D
Acq: 27 Jan 2011 5:09 am

Tgt Ion: 91 Resp: 10379

Ion	Ratio	Lower	Upper
91	100		
106	50.1	30.8	70.8

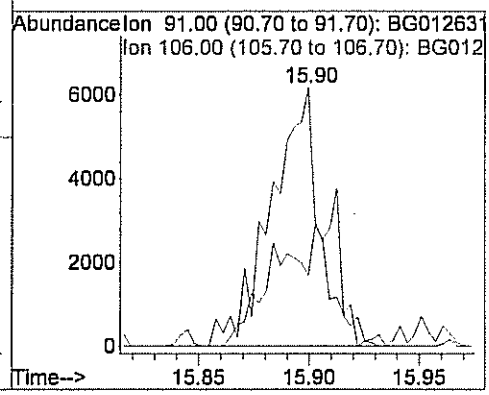

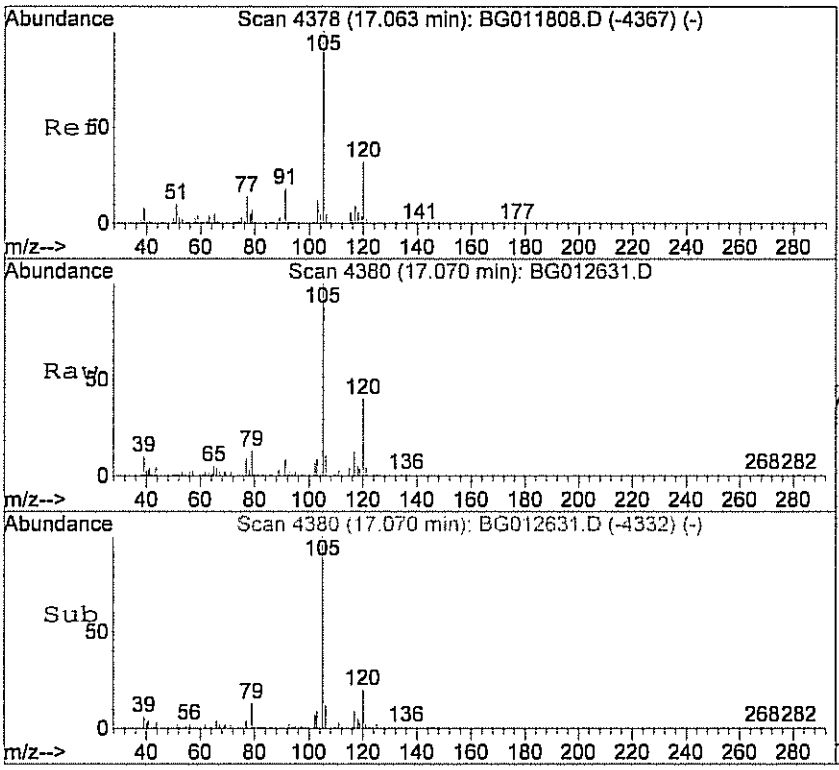

#59
4-ethyltoluene
Concen: 0.37 ppb m
RT: 17.07 min Scan# 4380
Delta R.T. 0.00 min
Lab File: BG012631.D
Acq: 27 Jan 2011 5:09 am

Tgt Ion:105 Resp: 20165

Ion	Ratio	Lower	Upper
105	100		
120	33.3	8.0	48.0

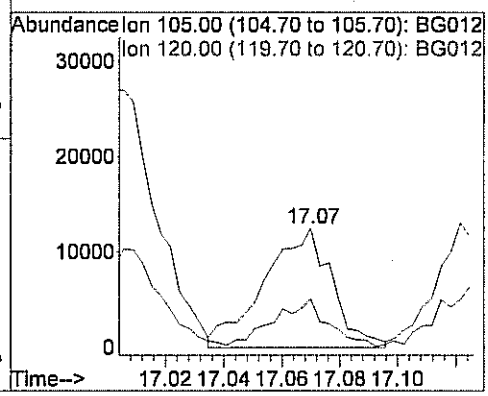

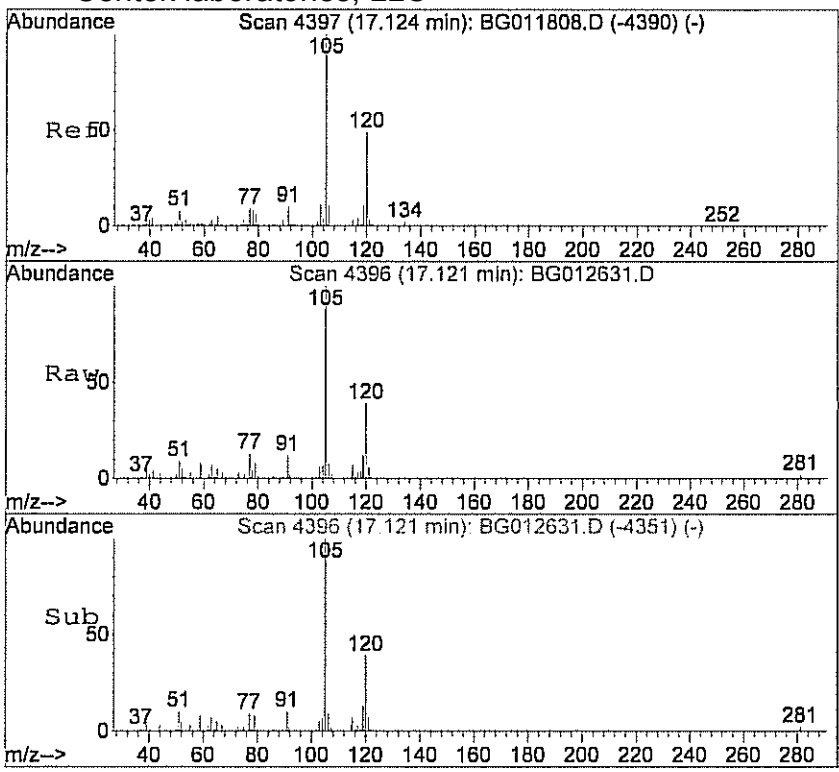

#60
1,3,5-trimethylbenzene
Concen: 0.44 ppb
RT: 17.12 min Scan# 4396
Delta R.T. -0.01 min
Lab File: BG012631.D
Acq: 27 Jan 2011 5:09 am

Tgt Ion:105 Resp: 20060

Ion	Ratio	Lower	Upper
105	100		
120	53.2	27.9	67.9

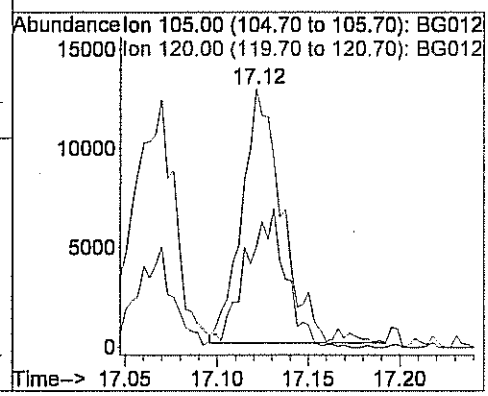

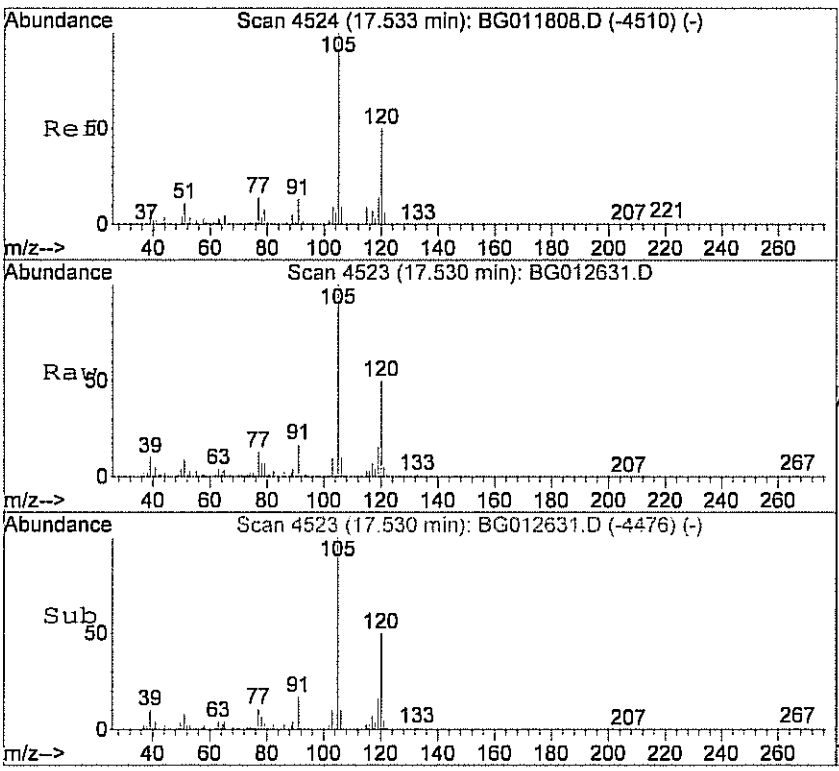

#61
1,2,4-trimethylbenzene
Concen: 1.93 ppb
RT: 17.53 min Scan# 4523
Delta R.T. 0.00 min
Lab File: BG012631.D
Acq: 27 Jan 2011 5:09 am

Tgt Ion:105 Resp: 57232

Ion	Ratio	Lower	Upper
105	100		
120	53.8	52.0	92.0

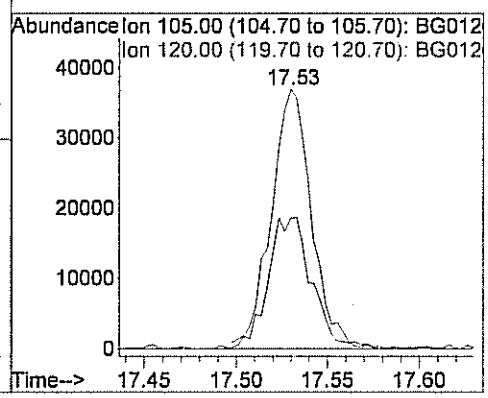

Quantitation Report (QT Reviewed)

Data File : C:\MSDCHEM\1\DATA\BG012632.D Vial: 24
Acq On : 27 Jan 2011 5:43 am Operator: LL
Sample : C1101036-015A 10X Inst : MSD #2
Misc : 1ugm3 & 0.25TCE,CT,VNCL Sample Multiplr: 1.00
MS Integration Params: RTEINT.P
Quant Time: Feb 01 16:34:10 2011 Quant Results File: B118_1UG.RES

Quant Method : C:\MSDCHEM\1\METHODS\B118_1UG.M (RTE Integrator)
Title : TO-15 VOA Standards for 5 point calibration
Last Update : Tue Feb 01 16:05:43 2011
Response via : Initial Calibration
DataAcq Meth : B118_1UG

Internal Standards	R.T.	QIon	Response	Conc	Units		Dev(Min)
1) Bromochloromethane	7.88	128	17571	1.00	ppb		0.00
30) 1,4-difluorobenzene	10.19	114	35129	1.00	ppb		0.00
44) Chlorobenzene-d5	14.97	117	34172	1.00	ppb		0.00
System Monitoring Compounds							
57) Bromofluorobenzene	16.51	95	16388	0.90	ppb		0.00
Spiked Amount 1.000	Range 70 - 130		Recovery = 90.00%				
Target Compounds							Qvalue
12) Acetone	4.70	58	10877	0.92	ppb	#	1
13) Isopropyl alcohol	4.72	45	191322m	8.94	ppb		
16) Methylene chloride	5.35	84	17666	0.65	ppb	#	77
32) Cyclohexane	9.48	56	5281	0.30	ppb	#	54
38) Trichloroethene	10.87	130	6580	0.22	ppb		83
61) 1,2,4-trimethylbenzene	17.53	105	3069	0.13	ppb		77

(#) = qualifier out of range (m) = manual integration (+) = signals summed

Quantitation Report (QT Reviewed)

Data File : C:\MSDCHEM\1\DATA\BG012632.D Vial: 24
Acq On : 27 Jan 2011 5:43 am Operator: LL
Sample : C1101036-015A 10X Inst : MSD #2
Misc : 1ugm3 & 0.25TCE,CT,VNCL Sample Multiplr: 1.00
MS Integration Params: RTEINT.P
Quant Time: Feb 1 16:35 2011 Quant Results File: B118_1UG.RES

Method : C:\MSDCHEM\1\METHODS\B118_1UG.M (RTE Integrator)
Title : TO-15 VOA Standards for 5 point calibration
Last Update : Tue Feb 01 16:05:43 2011
Response via : Initial Calibration

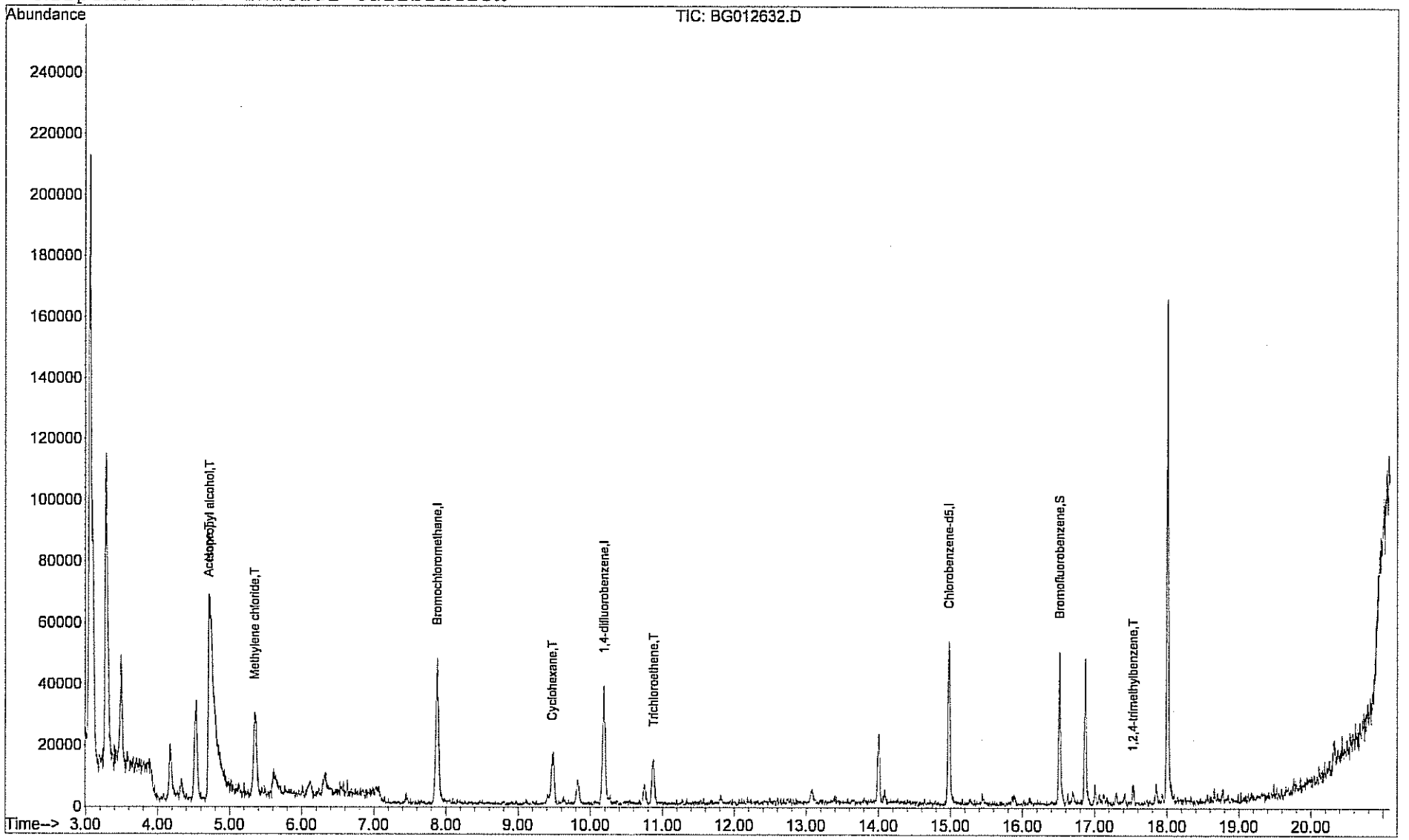

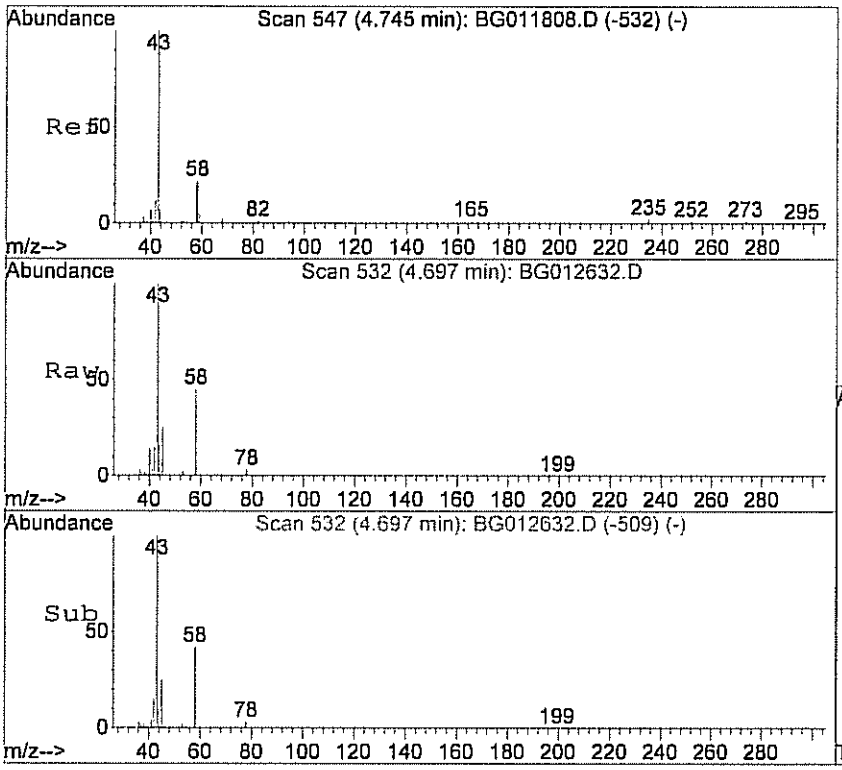

#12
Acetone
Concen: 0.92 ppb
RT: 4.70 min Scan# 532
Delta R.T. -0.08 min
Lab File: BG012632.D
Acq: 27 Jan 2011 5:43 am

Tgt Ion: 58 Resp: 10877

Ion	Ratio	Lower	Upper
58	100		
43	0.0	148.4	208.4#

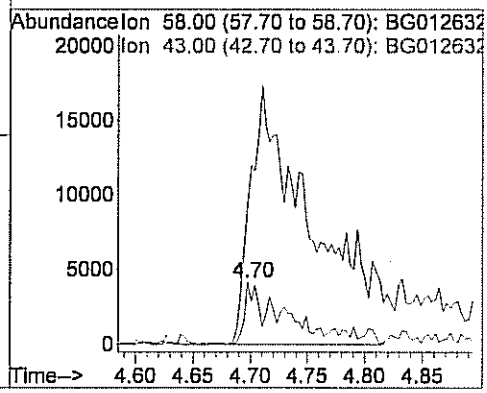

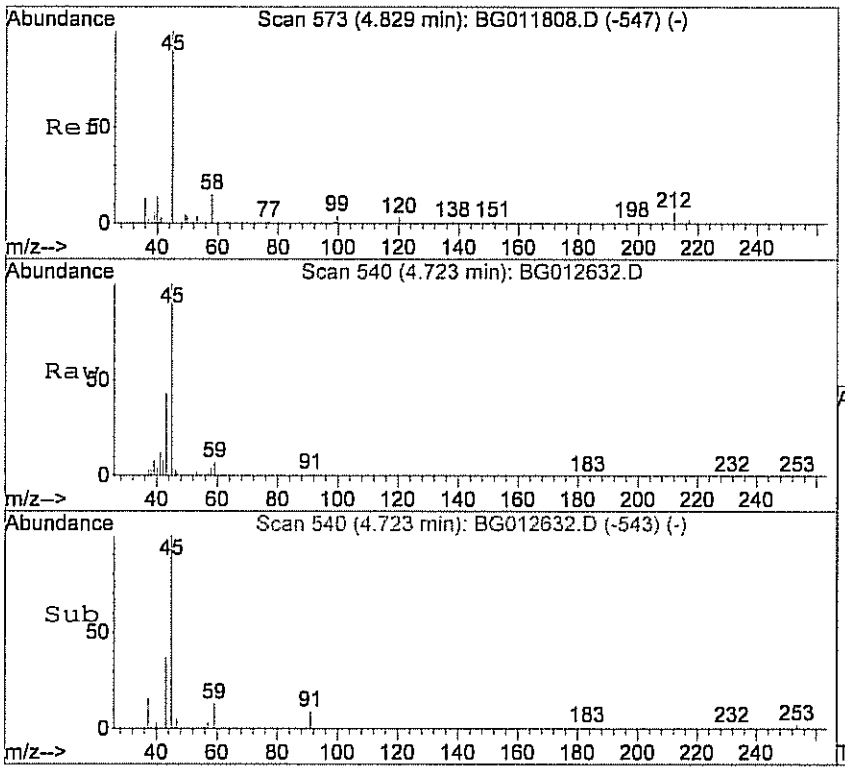

#13
Isopropyl alcohol
Concen: 8.94 ppb m
RT: 4.72 min Scan# 540
Delta R.T. -0.16 min
Lab File: BG012632.D
Acq: 27 Jan 2011 5:43 am

Tgt Ion: 45 Resp: 191322

Ion	Ratio	Lower	Upper
45	100		
43	0.0	6.2	46.2#

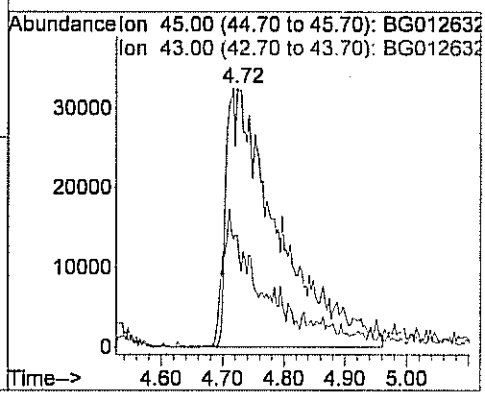

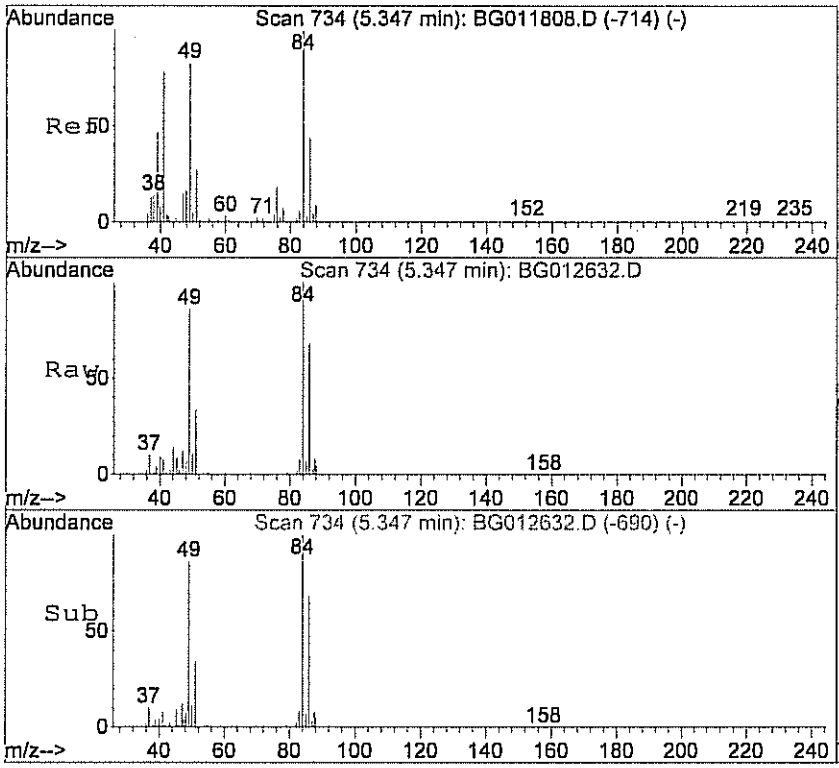

#16
Methylene chloride
Concen: 0.65 ppb
RT: 5.35 min Scan# 734
Delta R.T. -0.01 min
Lab File: BG012632.D
Acq: 27 Jan 2011 5:43 am

Tgt Ion: 84 Resp: 17666

Ion	Ratio	Lower	Upper
84	100		
49	126.5	82.7	122.7#
86	70.8	35.7	75.7

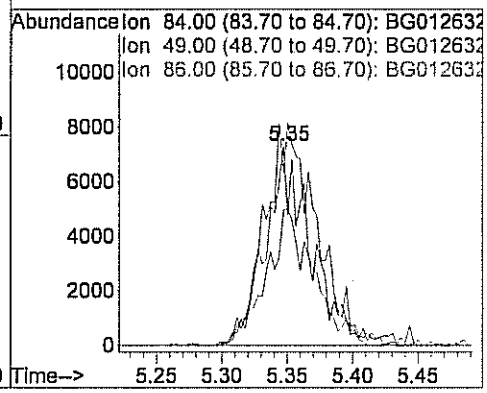

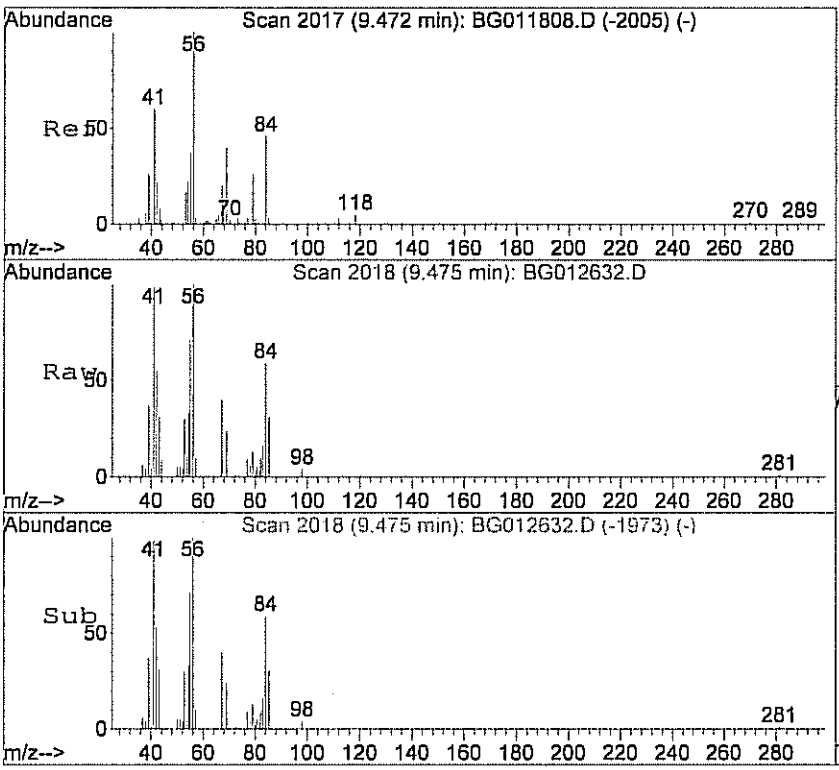

#32
Cyclohexane
Concen: 0.30 ppb
RT: 9.48 min Scan# 2018
Delta R.T. -0.01 min
Lab File: BG012632.D
Acq: 27 Jan 2011 5:43 am

Tgt Ion: 56 Resp: 5281

Ion	Ratio	Lower	Upper
56	100		
41	110.8	40.6	80.6#
84	66.8	31.3	71.3

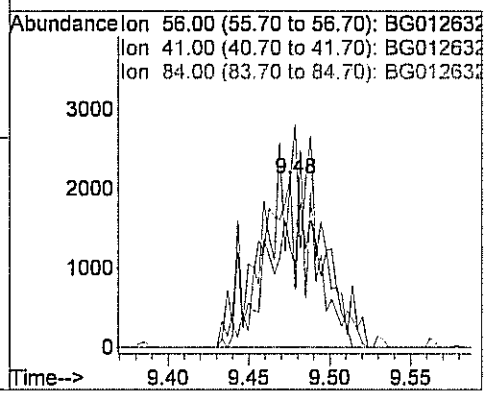

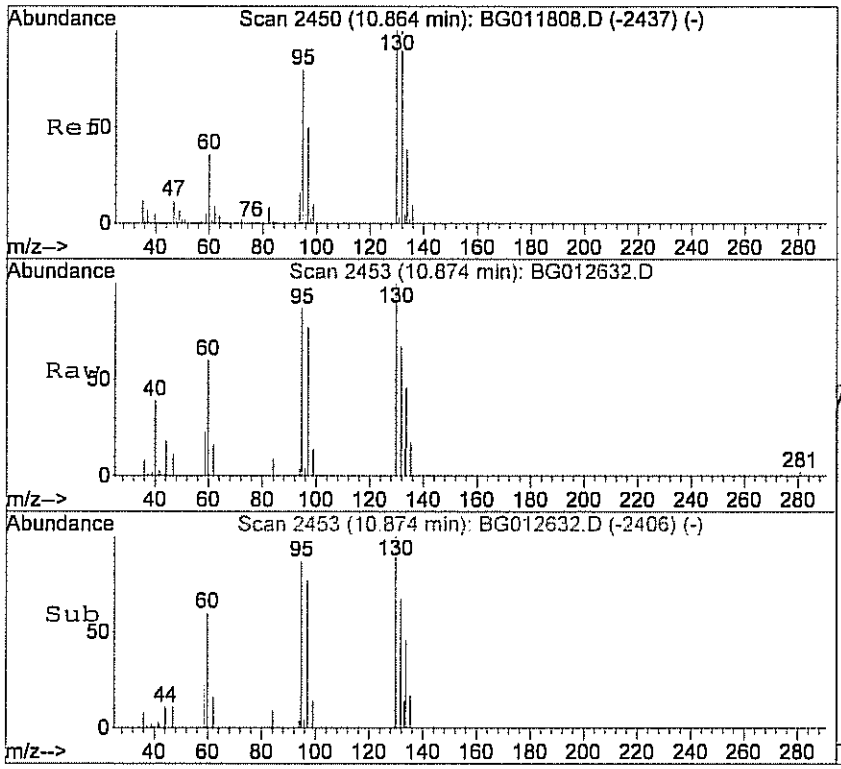

#38
Trichloroethene
Concen: 0.22 ppb
RT: 10.87 min Scan# 2453
Delta R.T. -0.00 min
Lab File: BG012632.D
Acq: 27 Jan 2011 5:43 am

Tgt Ion:130 Resp: 6580

Ion	Ratio	Lower	Upper
130	100		
132	67.2	63.9	103.9
95	87.5	53.8	93.8

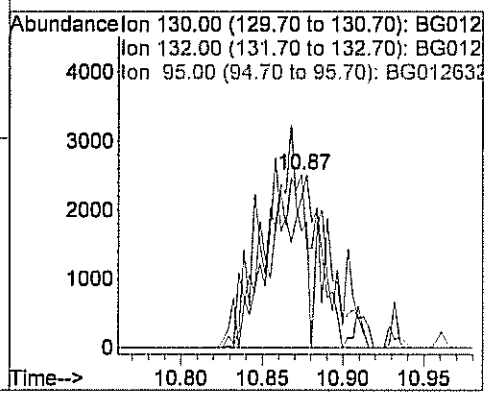

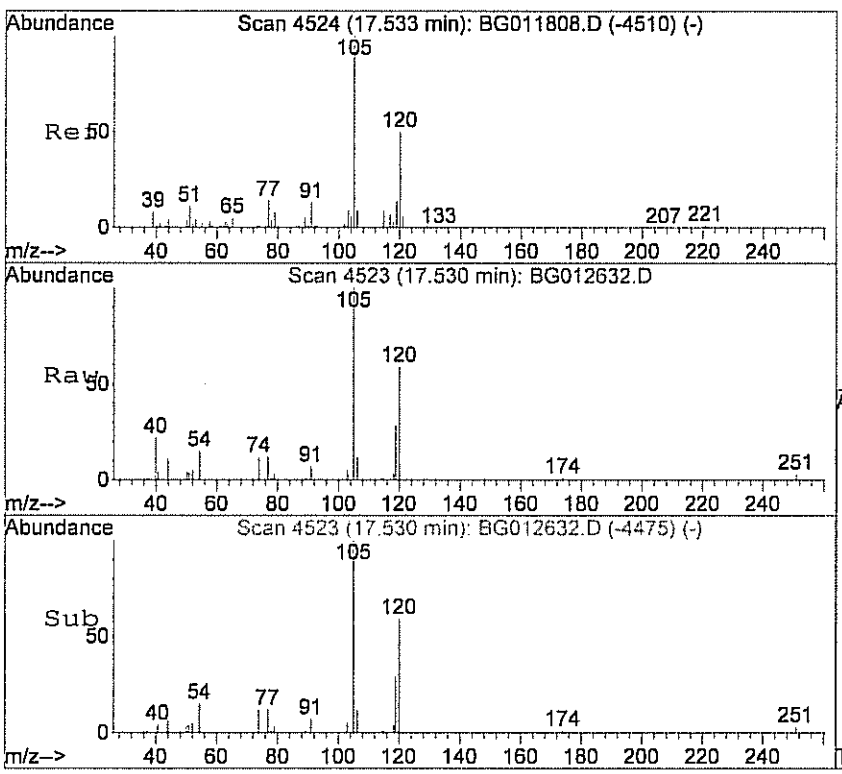

#61
1,2,4-trimethylbenzene
Concen: 0.13 ppb
RT: 17.53 min Scan# 4523
Delta R.T. 0.00 min
Lab File: BG012632.D
Acq: 27 Jan 2011 5:43 am

Tgt Ion:105 Resp: 3069

Ion	Ratio	Lower	Upper
105	100		
120	52.9	52.0	92.0

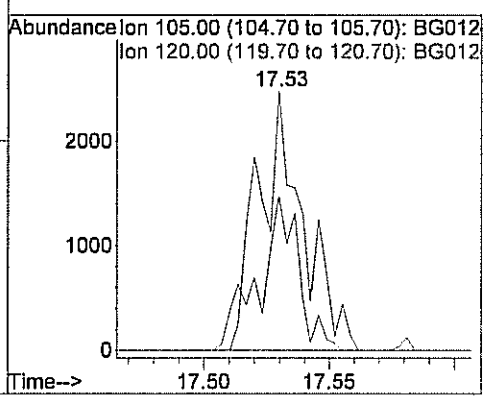

Quantitation Report (QT Reviewed)

Data File : C:\MSDCHEM\1\DATA\BG012827.D Vial: 24
Acq On : 29 Jan 2011 3:24 am Operator: LL
Sample : C1101036-015A 80X Inst : MSD #2
Misc : 1ugm3 & 0.25TCE,CT,VNCL Sample Multiplr: 1.00
MS Integration Params: RTEINT.P
Quant Time: Feb 01 16:52:10 2011 Quant Results File: B118_1UG.RES

Quant Method : C:\MSDCHEM\1\METHODS\B118_1UG.M (RTE Integrator)
Title : TO-15 VOA Standards for 5 point calibration
Last Update : Tue Feb 01 16:05:43 2011
Response via : Initial Calibration
DataAcq Meth : B118_1UG

Internal Standards	R.T.	QIon	Response	Conc	Units	Dev(Min)
1) Bromochloromethane	7.89	128	16785	1.00	ppb	0.01
30) 1,4-difluorobenzene	10.19	114	38609	1.00	ppb	0.00
44) Chlorobenzene-d5	14.98	117	43687	1.00	ppb	0.00
System Monitoring Compounds						
57) Bromofluorobenzene	16.51	95	21136	0.90	ppb	0.00
Spiked Amount 1.000	Range 70 - 130		Recovery = 90.00%			
Target Compounds						Qvalue
13) Isopropyl alcohol	4.83	45	18466	0.90	ppb	79

(#) = qualifier out of range (m) = manual integration (+) = signals summed

Quantitation Report (QT Reviewed)

Data File : C:\MSDCHEM\1\DATA\BG012827.D Vial: 24
Acq On : 29 Jan 2011 3:24 am Operator: LL
Sample : C1101036-015A 80X Inst : MSD #2
Misc : 1ugm3 & 0.25TCE,CT,VNCL Sample Multiplr: 1.00
MS Integration Params: RTEINT.P
Quant Time: Feb 1 16:53 2011 Quant Results File: B118_1UG.RES

Method : C:\MSDCHEM\1\METHODS\B118_1UG.M (RTE Integrator)
Title : TO-15 VOA Standards for 5 point calibration
Last Update : Tue Feb 01 16:05:43 2011
Response via : Initial Calibration

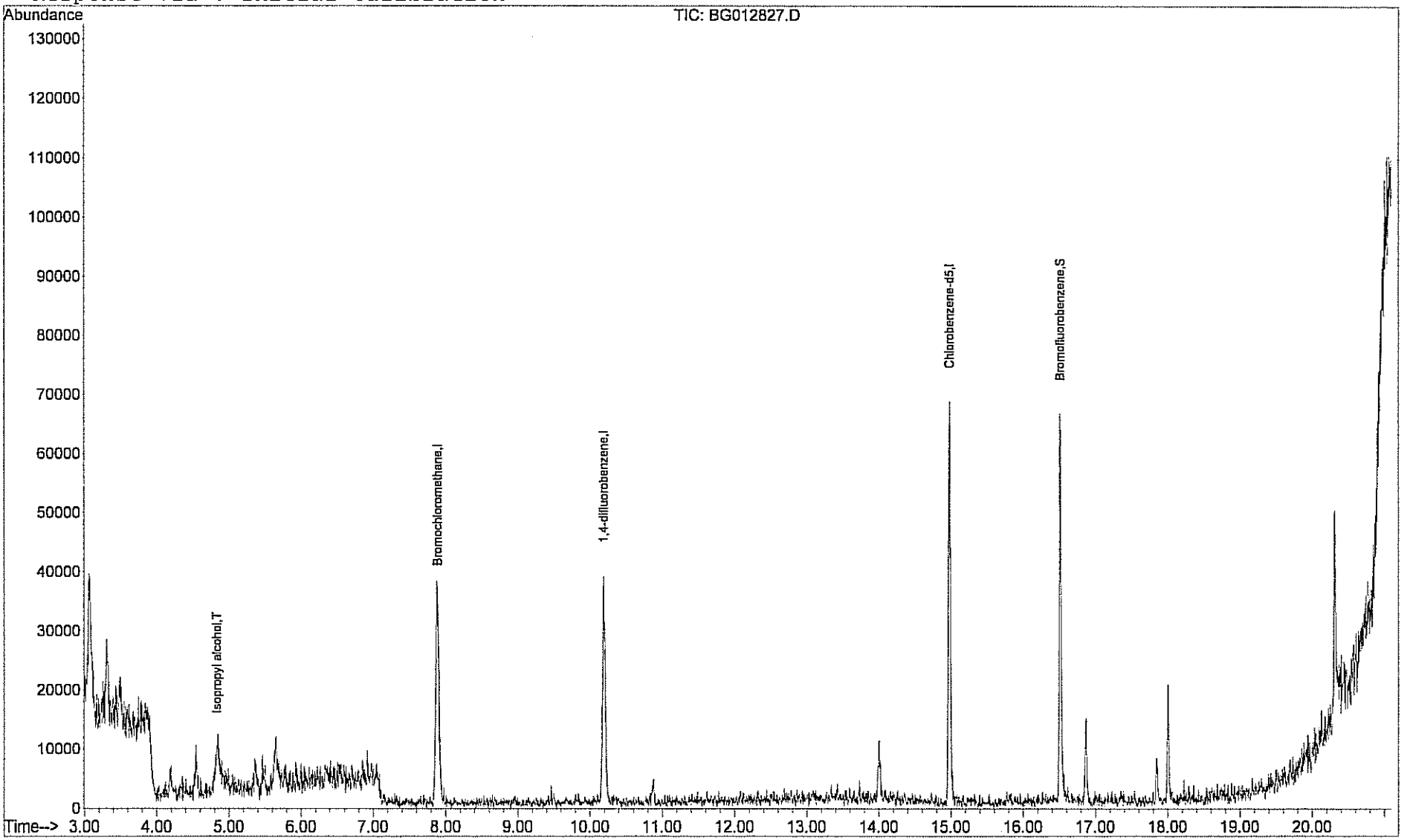

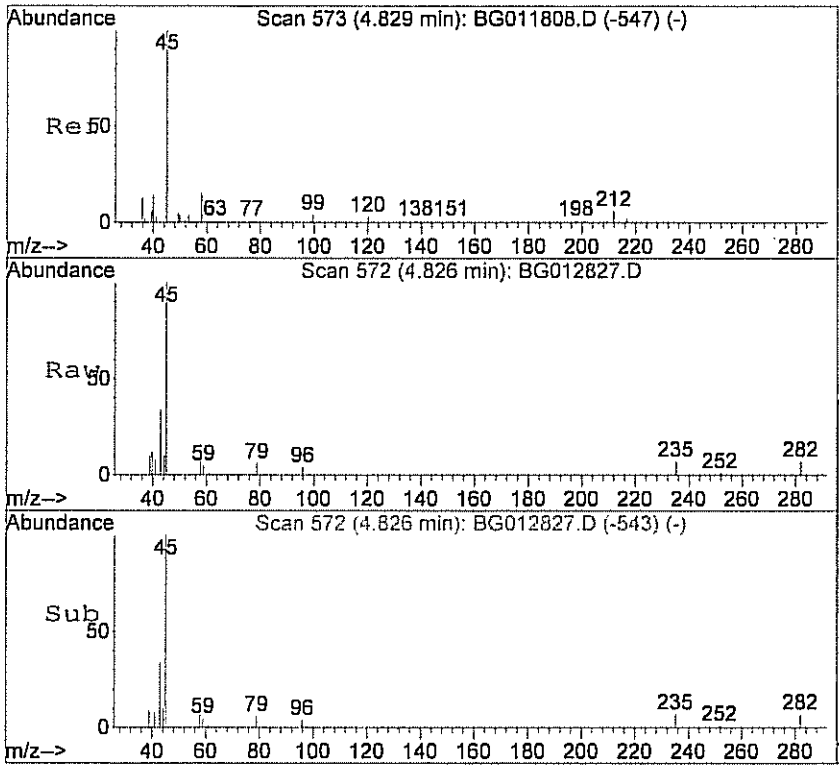

#13
Isopropyl alcohol
Concen: 0.90 ppb
RT: 4.83 min Scan# 572
Delta R.T. -0.06 min
Lab File: BG012827.D
Acq: 29 Jan 2011 3:24 am

Tgt Ion: 45 Resp: 18466

Ion	Ratio	Lower	Upper
45	100		
43	15.7	6.2	46.2

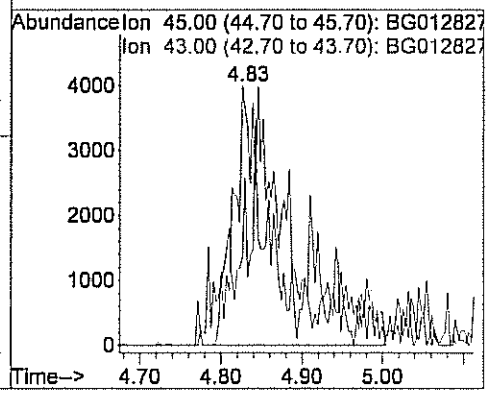

Centek Laboratories, LLC

Date: *24-Feb-11*

CLIENT:	Arcadis	**Client Sample ID:**	Trip Blank
Lab Order:	C1101036	**Tag Number:**	228
Project:	Lockheed Martin NJ001014.0001	**Collection Date:**	1/24/2011
Lab ID:	C1101036-016A	**Matrix:**	AIR

Analyses	Result	**Limit	Qual	Units	DF	Date Analyzed
FIELD PARAMETERS		FLD				Analyst:
Lab Vacuum In	NA			"Hg		1/26/2011
Lab Vacuum Out	NA			"Hg		1/26/2011
1UG/M3 W/ 0.25UG/M3 CT-TCE-VC		TO-15				Analyst: LL
1,1,1-Trichloroethane	< 0.15	0.15		ppbV	1	1/27/2011 3:01:00 PM
1,1,2,2-Tetrachloroethane	< 0.15	0.15		ppbV	1	1/27/2011 3:01:00 PM
1,1,2-Trichloroethane	< 0.15	0.15		ppbV	1	1/27/2011 3:01:00 PM
1,1-Dichloroethane	< 0.15	0.15		ppbV	1	1/27/2011 3:01:00 PM
1,1-Dichloroethene	< 0.15	0.15		ppbV	1	1/27/2011 3:01:00 PM
1,2,4-Trichlorobenzene	< 0.15	0.15		ppbV	1	1/27/2011 3:01:00 PM
1,2,4-Trimethylbenzene	< 0.15	0.15		ppbV	1	1/27/2011 3:01:00 PM
1,2-Dibromoethane	< 0.15	0.15		ppbV	1	1/27/2011 3:01:00 PM
1,2-Dichlorobenzene	< 0.15	0.15		ppbV	1	1/27/2011 3:01:00 PM
1,2-Dichloroethane	< 0.15	0.15		ppbV	1	1/27/2011 3:01:00 PM
1,2-Dichloropropane	< 0.15	0.15		ppbV	1	1/27/2011 3:01:00 PM
1,3,5-Trimethylbenzene	< 0.15	0.15		ppbV	1	1/27/2011 3:01:00 PM
1,3-butadiene	< 0.15	0.15		ppbV	1	1/27/2011 3:01:00 PM
1,3-Dichlorobenzene	< 0.15	0.15		ppbV	1	1/27/2011 3:01:00 PM
1,4-Dichlorobenzene	< 0.15	0.15		ppbV	1	1/27/2011 3:01:00 PM
1,4-Dioxane	< 0.30	0.30		ppbV	1	1/27/2011 3:01:00 PM
2,2,4-trimethylpentane	< 0.15	0.15		ppbV	1	1/27/2011 3:01:00 PM
4-ethyltoluene	< 0.15	0.15		ppbV	1	1/27/2011 3:01:00 PM
Acetone	< 0.30	0.30		ppbV	1	1/27/2011 3:01:00 PM
Allyl chloride	< 0.15	0.15		ppbV	1	1/27/2011 3:01:00 PM
Benzene	< 0.15	0.15		ppbV	1	1/27/2011 3:01:00 PM
Benzyl chloride	< 0.15	0.15		ppbV	1	1/27/2011 3:01:00 PM
Bromodichloromethane	< 0.15	0.15		ppbV	1	1/27/2011 3:01:00 PM
Bromoform	< 0.15	0.15		ppbV	1	1/27/2011 3:01:00 PM
Bromomethane	< 0.15	0.15		ppbV	1	1/27/2011 3:01:00 PM
Carbon disulfide	< 0.15	0.15		ppbV	1	1/27/2011 3:01:00 PM
Carbon tetrachloride	< 0.040	0.040		ppbV	1	1/27/2011 3:01:00 PM
Chlorobenzene	< 0.15	0.15		ppbV	1	1/27/2011 3:01:00 PM
Chloroethane	< 0.15	0.15		ppbV	1	1/27/2011 3:01:00 PM
Chloroform	< 0.15	0.15		ppbV	1	1/27/2011 3:01:00 PM
Chloromethane	< 0.15	0.15		ppbV	1	1/27/2011 3:01:00 PM
cis-1,2-Dichloroethene	< 0.15	0.15		ppbV	1	1/27/2011 3:01:00 PM
cis-1,3-Dichloropropene	< 0.15	0.15		ppbV	1	1/27/2011 3:01:00 PM
Cyclohexane	< 0.15	0.15		ppbV	1	1/27/2011 3:01:00 PM
Dibromochloromethane	< 0.15	0.15		ppbV	1	1/27/2011 3:01:00 PM
Ethyl acetate	< 0.25	0.25		ppbV	1	1/27/2011 3:01:00 PM

Qualifiers:

**	Reporting Limit	.	Results reported are not blank corrected
B	Analyte detected in the associated Method Blank	E	Value above quantitation range
H	Holding times for preparation or analysis exceeded	J	Analyte detected at or below quantitation limits
JN	Non-routine analyte. Quantitation estimated.	ND	Not Detected at the Reporting Limit
S	Spike Recovery outside accepted recovery limits		

Centek Laboratories, LLC

Date: *24-Feb-11*

CLIENT:	Arcadis	**Client Sample ID:**	Trip Blank
Lab Order:	C1101036	**Tag Number:**	228
Project:	Lockheed Martin NJ001014.0001	**Collection Date:**	1/24/2011
Lab ID:	C1101036-016A	**Matrix:**	AIR

Analyses	Result	**Limit	Qual	Units	DF	Date Analyzed
1UG/M3 W/ 0.25UG/M3 CT-TCE-VC		TO-15				Analyst: LL
Ethylbenzene	< 0.15	0.15		ppbV	1	1/27/2011 3:01:00 PM
Freon 11	< 0.15	0.15		ppbV	1	1/27/2011 3:01:00 PM
Freon 113	< 0.15	0.15		ppbV	1	1/27/2011 3:01:00 PM
Freon 114	< 0.15	0.15		ppbV	1	1/27/2011 3:01:00 PM
Freon 12	< 0.15	0.15		ppbV	1	1/27/2011 3:01:00 PM
Heptane	< 0.15	0.15		ppbV	1	1/27/2011 3:01:00 PM
Hexachloro-1,3-butadiene	< 0.15	0.15		ppbV	1	1/27/2011 3:01:00 PM
Hexane	< 0.15	0.15		ppbV	1	1/27/2011 3:01:00 PM
Isopropyl alcohol	< 0.15	0.15		ppbV	1	1/27/2011 3:01:00 PM
m&p-Xylene	< 0.30	0.30		ppbV	1	1/27/2011 3:01:00 PM
Methyl Butyl Ketone	< 0.30	0.30		ppbV	1	1/27/2011 3:01:00 PM
Methyl Ethyl Ketone	< 0.30	0.30		ppbV	1	1/27/2011 3:01:00 PM
Methyl Isobutyl Ketone	< 0.30	0.30		ppbV	1	1/27/2011 3:01:00 PM
Methyl tert-butyl ether	< 0.15	0.15		ppbV	1	1/27/2011 3:01:00 PM
Methylene chloride	< 0.15	0.15		ppbV	1	1/27/2011 3:01:00 PM
o-Xylene	< 0.15	0.15		ppbV	1	1/27/2011 3:01:00 PM
Propylene	< 0.15	0.15		ppbV	1	1/27/2011 3:01:00 PM
Styrene	< 0.15	0.15		ppbV	1	1/27/2011 3:01:00 PM
Tetrachloroethylene	< 0.15	0.15		ppbV	1	1/27/2011 3:01:00 PM
Tetrahydrofuran	< 0.15	0.15		ppbV	1	1/27/2011 3:01:00 PM
Toluene	< 0.15	0.15		ppbV	1	1/27/2011 3:01:00 PM
trans-1,2-Dichloroethene	< 0.15	0.15		ppbV	1	1/27/2011 3:01:00 PM
trans-1,3-Dichloropropene	< 0.15	0.15		ppbV	1	1/27/2011 3:01:00 PM
Trichloroethene	< 0.040	0.040		ppbV	1	1/27/2011 3:01:00 PM
Vinyl acetate	< 0.15	0.15		ppbV	1	1/27/2011 3:01:00 PM
Vinyl Bromide	< 0.15	0.15		ppbV	1	1/27/2011 3:01:00 PM
Vinyl chloride	< 0.040	0.040		ppbV	1	1/27/2011 3:01:00 PM
Surr: Bromofluorobenzene	81.0	70-130		%REC	1	1/27/2011 3:01:00 PM

Qualifiers:

**	Reporting Limit	.	Results reported are not blank corrected
B	Analyte detected in the associated Method Blank	E	Value above quantitation range
H	Holding times for preparation or analysis exceeded	J	Analyte detected at or below quantitation limits
JN	Non-routine analyte. Quantitation estimated.	ND	Not Detected at the Reporting Limit
S	Spike Recovery outside accepted recovery limits		

Centek Laboratories, LLC

Date: *24-Feb-11*

CLIENT:	Arcadis	**Client Sample ID:**	Trip Blank
Lab Order:	C1101036	**Tag Number:**	228
Project:	Lockheed Martin NJ001014.0001	**Collection Date:**	1/24/2011
Lab ID:	C1101036-016A	**Matrix:**	AIR

Analyses	Result	**Limit	Qual	Units	DF	Date Analyzed
1UG/M3 W/ 0.25UG/M3 CT-TCE-VC		TO-15				Analyst: LL
1,1,1-Trichloroethane	< 0.83	0.83		ug/m3	1	1/27/2011 3:01:00 PM
1,1,2,2-Tetrachloroethane	< 1.0	1.0		ug/m3	1	1/27/2011 3:01:00 PM
1,1,2-Trichloroethane	< 0.83	0.83		ug/m3	1	1/27/2011 3:01:00 PM
1,1-Dichloroethane	< 0.62	0.62		ug/m3	1	1/27/2011 3:01:00 PM
1,1-Dichloroethene	< 0.60	0.60		ug/m3	1	1/27/2011 3:01:00 PM
1,2,4-Trichlorobenzene	< 1.1	1.1		ug/m3	1	1/27/2011 3:01:00 PM
1,2,4-Trimethylbenzene	< 0.75	0.75		ug/m3	1	1/27/2011 3:01:00 PM
1,2-Dibromoethane	< 1.2	1.2		ug/m3	1	1/27/2011 3:01:00 PM
1,2-Dichlorobenzene	< 0.92	0.92		ug/m3	1	1/27/2011 3:01:00 PM
1,2-Dichloroethane	< 0.62	0.62		ug/m3	1	1/27/2011 3:01:00 PM
1,2-Dichloropropane	< 0.70	0.70		ug/m3	1	1/27/2011 3:01:00 PM
1,3,5-Trimethylbenzene	< 0.75	0.75		ug/m3	1	1/27/2011 3:01:00 PM
1,3-butadiene	< 0.34	0.34		ug/m3	1	1/27/2011 3:01:00 PM
1,3-Dichlorobenzene	< 0.92	0.92		ug/m3	1	1/27/2011 3:01:00 PM
1,4-Dichlorobenzene	< 0.92	0.92		ug/m3	1	1/27/2011 3:01:00 PM
1,4-Dioxane	< 1.1	1.1		ug/m3	1	1/27/2011 3:01:00 PM
2,2,4-trimethylpentane	< 0.71	0.71		ug/m3	1	1/27/2011 3:01:00 PM
4-ethyltoluene	< 0.75	0.75		ug/m3	1	1/27/2011 3:01:00 PM
Acetone	< 0.72	0.72		ug/m3	1	1/27/2011 3:01:00 PM
Allyl chloride	< 0.48	0.48		ug/m3	1	1/27/2011 3:01:00 PM
Benzene	< 0.49	0.49		ug/m3	1	1/27/2011 3:01:00 PM
Benzyl chloride	< 0.88	0.88		ug/m3	1	1/27/2011 3:01:00 PM
Bromodichloromethane	< 1.0	1.0		ug/m3	1	1/27/2011 3:01:00 PM
Bromoform	< 1.6	1.6		ug/m3	1	1/27/2011 3:01:00 PM
Bromomethane	< 0.59	0.59		ug/m3	1	1/27/2011 3:01:00 PM
Carbon disulfide	< 0.47	0.47		ug/m3	1	1/27/2011 3:01:00 PM
Carbon tetrachloride	< 0.26	0.26		ug/m3	1	1/27/2011 3:01:00 PM
Chlorobenzene	< 0.70	0.70		ug/m3	1	1/27/2011 3:01:00 PM
Chloroethane	< 0.40	0.40		ug/m3	1	1/27/2011 3:01:00 PM
Chloroform	< 0.74	0.74		ug/m3	1	1/27/2011 3:01:00 PM
Chloromethane	< 0.31	0.31		ug/m3	1	1/27/2011 3:01:00 PM
cis-1,2-Dichloroethene	< 0.60	0.60		ug/m3	1	1/27/2011 3:01:00 PM
cis-1,3-Dichloropropene	< 0.69	0.69		ug/m3	1	1/27/2011 3:01:00 PM
Cyclohexane	< 0.52	0.52		ug/m3	1	1/27/2011 3:01:00 PM
Dibromochloromethane	< 1.3	1.3		ug/m3	1	1/27/2011 3:01:00 PM
Ethyl acetate	< 0.92	0.92		ug/m3	1	1/27/2011 3:01:00 PM
Ethylbenzene	< 0.66	0.66		ug/m3	1	1/27/2011 3:01:00 PM
Freon 11	< 0.86	0.86		ug/m3	1	1/27/2011 3:01:00 PM
Freon 113	< 1.2	1.2		ug/m3	1	1/27/2011 3:01:00 PM
Freon 114	< 1.1	1.1		ug/m3	1	1/27/2011 3:01:00 PM

Qualifiers:

**	Reporting Limit	.	Results reported are not blank corrected
B	Analyte detected in the associated Method Blank	E	Value above quantitation range
H	Holding times for preparation or analysis exceeded	J	Analyte detected at or below quantitation limits
JN	Non-routine analyte. Quantitation estimated.	ND	Not Detected at the Reporting Limit
S	Spike Recovery outside accepted recovery limits		

Centek Laboratories, LLC

Date: *24-Feb-11*

CLIENT:	Arcadis	**Client Sample ID:**	Trip Blank
Lab Order:	C1101036	**Tag Number:**	228
Project:	Lockheed Martin NJ001014.0001	**Collection Date:**	1/24/2011
Lab ID:	C1101036-016A	**Matrix:**	AIR

Analyses	Result	**Limit	Qual	Units	DF	Date Analyzed
1UG/M3 W/ 0.25UG/M3 CT-TCE-VC		**TO-15**				Analyst: LL
Freon 12	< 0.75	0.75		ug/m3	1	1/27/2011 3:01:00 PM
Heptane	< 0.62	0.62		ug/m3	1	1/27/2011 3:01:00 PM
Hexachloro-1,3-butadiene	< 1.6	1.6		ug/m3	1	1/27/2011 3:01:00 PM
Hexane	< 0.54	0.54		ug/m3	1	1/27/2011 3:01:00 PM
Isopropyl alcohol	< 0.37	0.37		ug/m3	1	1/27/2011 3:01:00 PM
m&p-Xylene	< 1.3	1.3		ug/m3	1	1/27/2011 3:01:00 PM
Methyl Butyl Ketone	< 1.2	1.2		ug/m3	1	1/27/2011 3:01:00 PM
Methyl Ethyl Ketone	< 0.90	0.90		ug/m3	1	1/27/2011 3:01:00 PM
Methyl Isobutyl Ketone	< 1.2	1.2		ug/m3	1	1/27/2011 3:01:00 PM
Methyl tert-butyl ether	< 0.55	0.55		ug/m3	1	1/27/2011 3:01:00 PM
Methylene chloride	< 0.53	0.53		ug/m3	1	1/27/2011 3:01:00 PM
o-Xylene	< 0.66	0.66		ug/m3	1	1/27/2011 3:01:00 PM
Propylene	< 0.26	0.26		ug/m3	1	1/27/2011 3:01:00 PM
Styrene	< 0.65	0.65		ug/m3	1	1/27/2011 3:01:00 PM
Tetrachloroethylene	< 1.0	1.0		ug/m3	1	1/27/2011 3:01:00 PM
Tetrahydrofuran	< 0.45	0.45		ug/m3	1	1/27/2011 3:01:00 PM
Toluene	< 0.57	0.57		ug/m3	1	1/27/2011 3:01:00 PM
trans-1,2-Dichloroethene	< 0.60	0.60		ug/m3	1	1/27/2011 3:01:00 PM
trans-1,3-Dichloropropene	< 0.69	0.69		ug/m3	1	1/27/2011 3:01:00 PM
Trichloroethene	< 0.22	0.22		ug/m3	1	1/27/2011 3:01:00 PM
Vinyl acetate	< 0.54	0.54		ug/m3	1	1/27/2011 3:01:00 PM
Vinyl Bromide	< 0.67	0.67		ug/m3	1	1/27/2011 3:01:00 PM
Vinyl chloride	< 0.10	0.10		ug/m3	1	1/27/2011 3:01:00 PM

Qualifiers:

**	Reporting Limit	.	Results reported are not blank corrected
B	Analyte detected in the associated Method Blank	E	Value above quantitation range
H	Holding times for preparation or analysis exceeded	J	Analyte detected at or below quantitation limits
JN	Non-routine analyte. Quantitation estimated.	ND	Not Detected at the Reporting Limit
S	Spike Recovery outside accepted recovery limits		

Quantitation Report (QT Reviewed)

Data File : C:\MSDCHEM\1\DATA\BG012707.D Vial: 41
Acq On : 27 Jan 2011 3:01 pm Operator: LL
Sample : C1101036-016A Inst : MSD #2
Misc : 1ugm3 & 0.25TCE,CT,VNCL Sample Multiplr: 1.00
MS Integration Params: RTEINT.P
Quant Time: Feb 01 16:54:34 2011 Quant Results File: B118_1UG.RES

Quant Method : C:\MSDCHEM\1\METHODS\B118_1UG.M (RTE Integrator)
Title : TO-15 VOA Standards for 5 point calibration
Last Update : Tue Feb 01 16:05:43 2011
Response via : Initial Calibration
DataAcq Meth : B118_1UG

Internal Standards	R.T.	QIon	Response	Conc	Units	Dev(Min)
1) Bromochloromethane	7.88	128	16785	1.00	ppb	0.00
30) 1,4-difluorobenzene	10.18	114	46967	1.00	ppb	0.00
44) Chlorobenzene-d5	14.98	117	39373	1.00	ppb	0.00
System Monitoring Compounds						
57) Bromofluorobenzene	16.51	95	17137	0.81	ppb	0.00
Spiked Amount 1.000	Range 70 - 130		Recovery = 81.00%			
Target Compounds						Qvalue

(#) = qualifier out of range (m) = manual integration (+) = signals summed

Quantitation Report (QT Reviewed)

Data File : C:\MSDCHEM\1\DATA\BG012707.D Vial: 41
Acq On : 27 Jan 2011 3:01 pm Operator: LL
Sample : C1101036-016A Inst : MSD #2
Misc : 1ugm3 & 0.25TCE,CT,VNCL Sample Multiplr: 1.00
MS Integration Params: RTEINT.P
Quant Time: Feb 1 16:55 2011 Quant Results File: B118_1UG.RES

Method : C:\MSDCHEM\1\METHODS\B118_1UG.M (RTE Integrator)
Title : TO-15 VOA Standards for 5 point calibration
Last Update : Tue Feb 01 16:05:43 2011
Response via : Initial Calibration

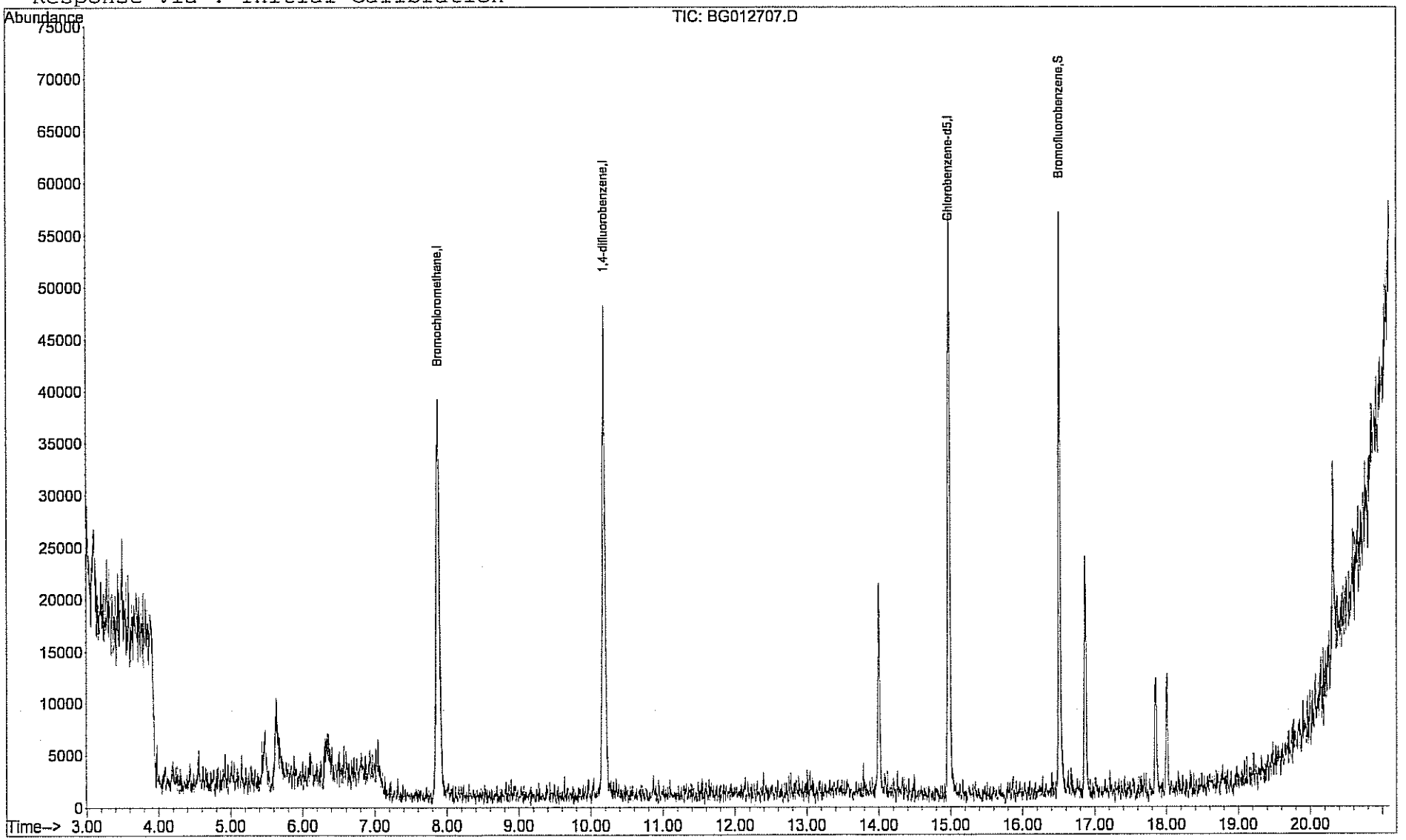

GC/MS VOLATILES-WHOLE AIR

METHOD TO-15

STANDARDS DATA

GC/MS VOLATILES-WHOLE AIR

METHOD TO-15

INITIAL CALIBRATION

Response Factor Report MSD #2

Method : C:\MSDCHEM\1\METHODS\B118_1UG.M (RTE Integrator)
Title : TO-15 VOA Standards for 5 point calibration
Last Update : Tue Feb 01 16:05:43 2011
Response via : Initial Calibration

Calibration Files
0.04 =BG011807.D 0.10 =BG011806.D 0.15 =BG011815.D
0.30 =BG011814.D 0.50 =BG011813.D 0.75 =BG011812.D

		Compound	0.04	0.10	0.15	0.30	0.50	0.75	Avg	%RSD
1)	I	Bromochloromethane	----------ISTD----------							
2)	T	Propylene			2.050	1.372	1.256	1.095	1.223	29.74
3)	T	Freon 12			7.511	6.594	6.223	5.660	6.092	11.10
4)	T	Chloromethane			2.907	2.483	2.154	1.990	2.208	14.96
5)	T	Freon 114			6.944	5.771	5.519	5.092	5.472	12.23
6)	T	Vinyl Chloride		1.957	1.805	1.640	1.415	1.384	1.509	15.79
7)	T	1,3-butadiene			1.581	1.087	0.895	0.934	1.039	23.26
8)	T	Bromomethane			2.073	1.848	1.546	1.418	1.583	16.15
9)	T	Chloroethane			1.091	0.714	0.911	0.669	0.785	18.51
10)	T	Vinyl Bromide			1.798	1.519	1.597	1.328	1.507	10.42
11)	T	Freon 11			7.418	6.526	5.663	5.326	5.860	12.72
12)	T	Acetone			1.054	0.772	0.774	0.536	0.670	29.67
13)	T	Isopropyl alcoh			1.906	1.429	1.357	1.014	1.218	27.98
14)	T	1,1-dichloroeth			1.720	1.657	1.557	1.397	1.503	9.31
15)	T	Freon 113			5.379	4.664	3.676	3.597	3.970	17.17
16)	T	Methylene chlor			2.185	1.794	1.443	1.395	1.536	19.65
17)	T	Allyl chloride			1.663	1.428	1.548	1.202	1.439	10.54
18)	T	Carbon disulfid			7.919	5.891	5.109	4.102	5.086	25.45
19)	T	trans-1,2-dichl			3.118	2.263	2.455	1.879	2.274	16.71
20)	T	methyl tert-but			3.137	2.816	2.644	1.979	2.654	13.63
21)	T	1,1-dichloroeth			3.788	3.559	3.232	2.776	3.121	11.98
22)	T	Vinyl acetate			2.321	1.859	1.990	1.614	1.875	11.94
23)	T	Methyl Ethyl Ke				1.205	1.029	0.957	1.042	7.95
24)	T	cis-1,2-dichlor			1.824	1.349	1.332	1.251	1.394	13.21
25)	T	Hexane			2.532	1.983	1.895	1.616	1.805	18.46
26)	T	Ethyl acetate			1.654	1.554	1.566	1.179	1.368	15.78
27)	T	Chloroform			4.034	3.842	3.360	3.054	3.382	10.81
28)	T	Tetrahydrofuran			0.334	0.423	0.413	0.391	0.391	9.47
29)	T	1,2-dichloroeth			2.435	2.114	2.105	1.913	2.071	8.13
30)	I	1,4-difluorobenzene	----------ISTD----------							
31)	T	1,1,1-trichloro			2.278	1.835	1.604	1.550	1.691	15.20
32)	T	Cyclohexane			0.554	0.455	0.413	0.428	0.506	14.30
33)	T	Carbon tetrachl	2.927	2.426	2.624	2.178	1.997	1.733	2.118	19.45
34)	T	Benzene			1.753	1.426	1.408	1.345	1.437	10.24
35)	T	1,4-dioxane				0.056	0.075	0.073	0.079	16.63
36)	T	2,2,4-trimethyl			1.653	1.462	1.423	1.505	1.626	10.61
37)	T	Heptane			0.554	0.474	0.461	0.461	0.530	11.44
38)	T	Trichloroethene	1.196	0.993	0.879	0.910	0.798	0.764	0.864	16.49
39)	T	1,2-dichloropro			0.637	0.610	0.504	0.474	0.540	10.60
40)	T	Bromodichlorome			1.984	1.645	1.385	1.378	1.475	15.70
41)	T	cis-1,3-dichlor			0.520	0.500	0.427	0.397	0.455	9.30
42)	T	trans-1,3-dichl			0.689	0.363	0.383	0.361	0.444	24.06
43)	T	1,1,2-trichloro			0.988	0.725	0.667	0.563	0.693	18.70
44)	I	Chlorobenzene-d5	----------ISTD----------							
45)	T	Toluene			0.717	0.713	0.662	0.654	0.735	10.05
46)	T	Methyl Isobutyl			0.471	0.333	0.402	0.476	0.477	19.83
47)	T	Dibromochlorome			1.531	1.660	1.412	1.458	1.443	9.29
48)	T	Methyl Butyl Ke			0.347	0.279	0.281	0.265	0.293	16.67
49)	T	1,2-dibromoetha			0.860	0.765	0.749	0.754	0.775	6.45
50)	T	Tetrachloroethy			0.964	0.922	0.763	0.869	0.850	8.84
51)	T	Chlorobenzene			1.270	1.035	1.054	1.093	1.120	8.08
52)	T	Ethylbenzene			1.228	0.872	1.021	1.044	1.156	17.25
53)	T	m&p-xylene			0.918	0.828	0.868	0.974	1.076	20.85

(#) = Out of Range ### Number of calibration levels exceeded format ###

Response Factor Report MSD #2

Method : C:\MSDCHEM\1\METHODS\B118_1UG.M (RTE Integrator)
Title : TO-15 VOA Standards for 5 point calibration
Last Update : Tue Feb 01 16:05:43 2011
Response via : Initial Calibration

Calibration Files
0.04 =BG011807.D 0.10 =BG011806.D 0.15 =BG011815.D
0.30 =BG011814.D 0.50 =BG011813.D 0.75 =BG011812.D

		Compound	0.04	0.10	0.15	0.30	0.50	0.75	Avg	%RSD
54)	T	Styrene			0.827	0.558	0.523	0.593	0.660	16.92
55)	T	Bromoform			1.748	1.401	1.396	1.459	1.512	9.02
56)	T	o-xylene			0.953	0.841	0.887	1.034	1.135	23.22
57)	S	Bromofluorobenz	0.453	0.473	0.503	0.486	0.527	0.572	0.535	10.05
58)	T	1,1,2,2-tetrach			1.061	0.995	0.801	0.860	0.889	10.64
59)	T	4-ethyltoluene			1.222	0.995	0.948	1.087	1.251	20.69
60)	T	1,3,5-trimethyl			0.990	0.825	0.827	0.849	1.054	21.40
61)	T	1,2,4-trimethyl			0.642	0.631	0.563	0.623	0.687	16.95
62)	T	1,3-dichloroben			0.676	0.692	0.702	0.723	0.758	10.38
63)	T	benzyl chloride			1.355	0.913	0.853	0.863	0.974	17.86
64)	T	1,4-dichloroben			0.859	0.731	0.681	0.714	0.814	12.72
65)	T	1,2-dichloroben			0.596	0.647	0.583	0.594	0.628	8.07
66)	T	1,2,4-trichloro			0.203	0.177	0.126	0.105	0.141	24.50
67)	T	Naphthalene							0.000	-1.00
68)	T	Hexachloro-1,3-			0.635	0.387	0.424	0.446	0.466	16.26

(#) = Out of Range ### Number of calibration levels exceeded format ###

Quantitation Report (QT Reviewed)

Data File : C:\MSDCHEM\1\DATA\BG011806.D Vial: 6
Acq On : 18 Jan 2011 3:47 pm Operator: LL
Sample : B1UG_0.10 Inst : MSD #2
Misc : 1ugm3 & 0.25TCE,CT, VNCL INIT CAL Multiplr: 1.00
MS Integration Params: RTEINT.P
Quant Time: Jan 19 11:12:21 2011 Quant Results File: B118_1UG.RES

Quant Method : C:\MSDCHEM\1\METHODS\B118_1UG.M (RTE Integrator)
Title : TO-15 VOA Standards for 5 point calibration
Last Update : Wed Jan 19 10:22:13 2011
Response via : Continuing Cal File: C:\MSDCHEM\1\DATA\BG011808.D
DataAcq Meth : B118_1UG

Internal Standards	R.T.	QIon	Response	Conc	Units	Dev(Min)
1) Bromochloromethane	7.87	128	14582	1.00	ppb	0.00
30) 1,4-difluorobenzene	10.19	114	35688	1.00	ppb	0.00
44) Chlorobenzene-d5	14.97	117	39855	1.00	ppb	0.00
System Monitoring Compounds						
57) Bromofluorobenzene	16.50	95	18847	0.82	ppb	0.00
Spiked Amount 1.000	Range 70 - 130		Recovery = 82.00%			
Target Compounds						Qvalue
6) Vinyl Chloride	3.41	62	2853 I.L.	0.15	ppb	91
33) Carbon tetrachloride	9.43	117	8658m	0.13	ppb	
38) Trichloroethene	10.87	130	3544m	0.14	ppb	

(#) = qualifier out of range (m) = manual integration (+) = signals summed

Quantitation Report (QT Reviewed)

Data File : C:\MSDCHEM\1\DATA\BG011806.D Vial: 6
Acq On : 18 Jan 2011 3:47 pm Operator: LL
Sample : B1UG_0.10 Inst : MSD #2
Misc : 1ugm3 & 0.25TCE,CT, VNCL INIT CAL Multiplr: 1.00
MS Integration Params: RTEINT.P
Quant Time: Jan 19 11:13 2011 Quant Results File: B118_1UG.RES

Method : C:\MSDCHEM\1\METHODS\B118_1UG.M (RTE Integrator)
Title : TO-15 VOA Standards for 5 point calibration
Last Update : Tue Feb 01 16:05:43 2011
Response via : Continuing Cal File: C:\MSDCHEM\1\DATA\BG011808.D

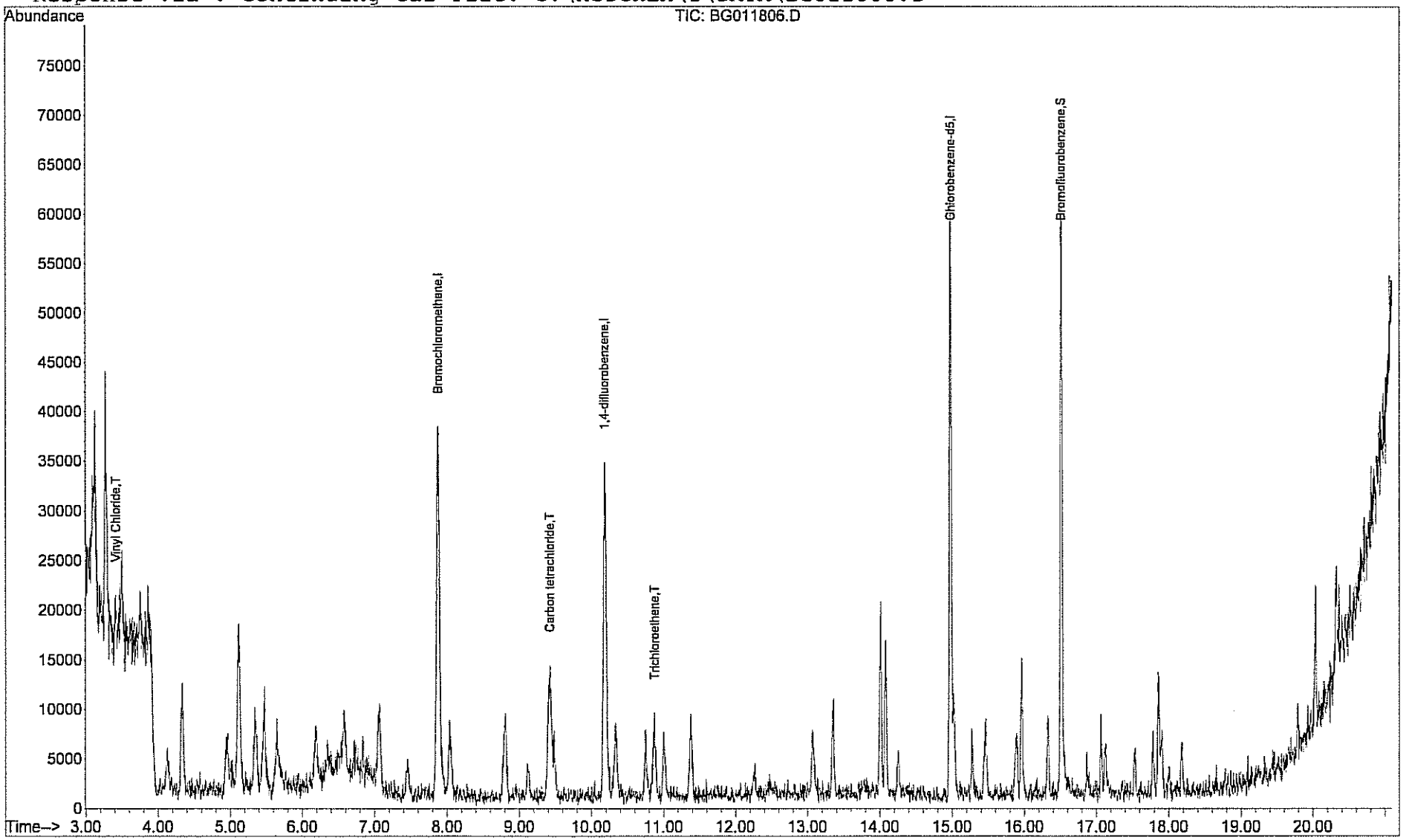

Centek laboratories, LLC

Quantitation Report (QT Reviewed)

Data File : C:\MSDCHEM\1\DATA\BG011807.D Vial: 7
Acq On : 18 Jan 2011 4:23 pm Operator: LL
Sample : B1UG_0.04 Inst : MSD #2
Misc : 1ugm3 & 0.25TCE,CT, VNCL INIT CAL Multiplr: 1.00
MS Integration Params: RTEINT.P
Quant Time: Jan 19 10:22:29 2011 Quant Results File: B118_1UG.RES

Quant Method : C:\MSDCHEM\1\METHODS\B118_1UG.M (RTE Integrator)
Title : TO-15 VOA Standards for 5 point calibration
Last Update : Wed Jan 19 10:22:13 2011
Response via : Continuing Cal File: C:\MSDCHEM\1\DATA\BG011808.D
DataAcq Meth : B118_1UG

Internal Standards	R.T.	QIon	Response	Conc	Units		Dev(Min)
1) Bromochloromethane	7.87	128	13601	1.00	ppb		0.00
30) 1,4-difluorobenzene	10.18	114	34005	1.00	ppb		0.00
44) Chlorobenzene-d5	14.97	117	40550	1.00	ppb		0.00
System Monitoring Compounds							
57) Bromofluorobenzene	16.51	95	18362	0.78	ppb		0.00
Spiked Amount 1.000	Range 70 - 130		Recovery = 78.00%				
Target Compounds							Qvalue
33) Carbon tetrachloride	9.44	117	3981	0.06	ppb		100
38) Trichloroethene	10.86	130	1627	0.07	ppb	#	49

(#) = qualifier out of range (m) = manual integration (+) = signals summed

Quantitation Report (QT Reviewed)

Data File : C:\MSDCHEM\1\DATA\BG011807.D Vial: 7
Acq On : 18 Jan 2011 4:23 pm Operator: LL
Sample : B1UG_0.04 Inst : MSD #2
Misc : 1ugm3 & 0.25TCE,CT, VNCL INIT CAL Multiplr: 1.00
MS Integration Params: RTEINT.P
Quant Time: Jan 19 10:23 2011 Quant Results File: B118_1UG.RES

Method : C:\MSDCHEM\1\METHODS\B118_1UG.M (RTE Integrator)
Title : TO-15 VOA Standards for 5 point calibration
Last Update : Tue Feb 01 16:05:43 2011
Response via : Continuing Cal File: C:\MSDCHEM\1\DATA\BG011808.D

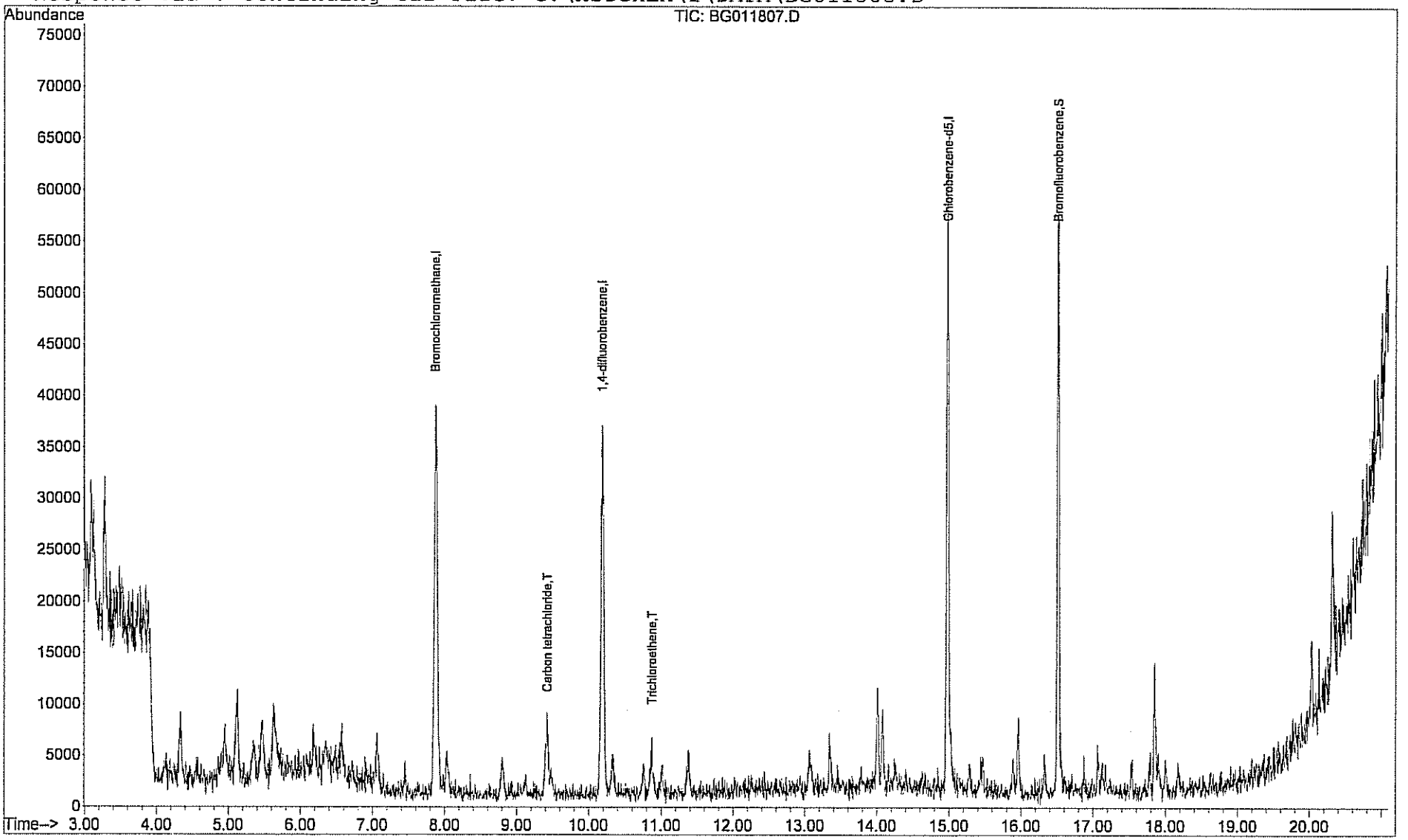

Quantitation Report (QT Reviewed)

Data File : C:\MSDCHEM\1\DATA\BG011808.D Vial: 8
Acq On : 18 Jan 2011 5:10 pm Operator: LL
Sample : B1UG_1.0 Inst : MSD #2
Misc : 1ugm3 & 0.25TCE,CT, VNCL INIT CAL Multiplr: 1.00
MS Integration Params: RTEINT.P
Quant Time: Jan 19 10:19:13 2011 Quant Results File: B118_1UG.RES

Quant Method : C:\MSDCHEM\1\METHODS\B118_1UG.M (RTE Integrator)
Title : TO-15 VOA Standards for 5 point calibration
Last Update : Wed Jan 19 10:19:06 2011
Response via : Continuing Cal File: C:\MSDCHEM\1\DATA\BG011808.D
DataAcq Meth : B118_1UG

Internal Standards	R.T.	QIon	Response	Conc	Units		Dev(Min)
1) Bromochloromethane	7.87	128	20436	1.00	ppb		0.00
30) 1,4-difluorobenzene	10.18	114	45639	1.00	ppb		0.00
44) Chlorobenzene-d5	14.98	117	49430	1.00	ppb		0.00
System Monitoring Compounds							
57) Bromofluorobenzene	16.51	95	28631	1.00	ppb		0.00
Spiked Amount 1.000	Range 70 - 130		Recovery = 100.00%				
Target Compounds							Qvalue
2) Propylene	3.09	41	20444	1.00	ppb	#	53
3) Freon 12	3.12	85	112368	1.00	ppb		96
4) Chloromethane	3.27	50	40308	1.00	ppb		94
5) Freon 114	3.27	85	102283	1.00	ppb		86
6) Vinyl Chloride	3.41	62	26778	1.00	ppb		85
7) 1,3-butadiene	3.49	39	19507	1.00	ppb		76
8) Bromomethane	3.75	94	27903	1.00	ppb		77
9) Chloroethane	3.87	64	14902	1.00	ppb		97
10) Vinyl Bromide	4.13	106	30903	1.00	ppb		100
11) Freon 11	4.32	101	108280	1.00	ppb		95
12) Acetone	4.75	58	13271m	1.00	ppb		
13) Isopropyl alcohol	4.83	45	22255m	1.00	ppb		
14) 1,1-dichloroethene	4.95	96	28824	1.00	ppb		95
15) Freon 113	5.12	101	70717	1.00	ppb	#	82
16) Methylene chloride	5.35	84	28267	1.00	ppb		92
17) Allyl chloride	5.33	41	28325	1.00	ppb		89
18) Carbon disulfide	5.46	76	97289	1.00	ppb		99
19) trans-1,2-dichloroethene	6.18	61	42569	1.00	ppb		82
20) methyl tert-butyl ether	6.36	73	48649	1.00	ppb		86
21) 1,1-dichloroethane	6.58	63	58861	1.00	ppb		92
22) Vinyl acetate	6.66	43	39260	1.00	ppb		87
23) Methyl Ethyl Ketone	7.37	43	20093	1.00	ppb		86
24) cis-1,2-dichloroethene	7.44	61	26003	1.00	ppb		91
25) Hexane	7.07	41	31821	1.00	ppb		96
26) Ethyl acetate	7.87	43	24397	1.00	ppb		86
27) Chloroform	8.04	83	62509	1.00	ppb		98
28) Tetrahydrofuran	8.60	42	7436m	1.00	ppb		
29) 1,2-dichloroethane	9.11	62	39215	1.00	ppb		100
31) 1,1,1-trichloroethane	8.80	97	68980	1.00	ppb		86
32) Cyclohexane	9.47	56	22508	1.00	ppb	#	63
33) Carbon tetrachloride	9.42	117	85592	1.00	ppb		90
34) Benzene	9.41	78	57618	1.00	ppb		90
35) 1,4-dioxane	11.71	88	3935m	1.00	ppb		
36) 2,2,4-trimethylpentane	10.33	57	73374	1.00	ppb		80
37) Heptane	10.75	43	24196	1.00	ppb		93
38) Trichloroethene	10.86	130	32958	1.00	ppb	#	87
39) 1,2-dichloropropane	11.01	63	23257	1.00	ppb	#	57
40) Bromodichloromethane	11.38	83	62131	1.00	ppb		89
41) cis-1,3-dichloropropene	12.26	75	19302	1.00	ppb		88
42) trans-1,3-dichloropropene	13.04	75	19564	1.00	ppb		86
43) 1,1,2-trichloroethane	13.35	97	30497	1.00	ppb		92
45) Toluene	13.08	92	35019	1.00	ppb	#	78
46) Methyl Isobutyl Ketone	12.33	43	21640	1.00	ppb		93
47) Dibromochloromethane	14.01	129	66019	1.00	ppb		89
48) Methyl Butyl Ketone	13.67	43	10562	1.00	ppb	#	80

(#) = qualifier out of range (m) = manual integration

Quantitation Report (QT Reviewed)

Data File : C:\MSDCHEM\1\DATA\BG011808.D Vial: 8
Acq On : 18 Jan 2011 5:10 pm Operator: LL
Sample : B1UG_1.0 Inst : MSD #2
Misc : 1ugm3 & 0.25TCE,CT, VNCL INIT CAL Multiplr: 1.00
MS Integration Params: RTEINT.P
Quant Time: Jan 19 10:19:13 2011 Quant Results File: B118_1UG.RES

Quant Method : C:\MSDCHEM\1\METHODS\B118_1UG.M (RTE Integrator)
Title : TO-15 VOA Standards for 5 point calibration
Last Update : Wed Jan 19 10:19:06 2011
Response via : Continuing Cal File: C:\MSDCHEM\1\DATA\BG011808.D
DataAcq Meth : B118_1UG

	Compound	R.T.	QIon	Response	Conc	Unit	Qvalue
49)	1,2-dibromoethane	14.25	107	38263	1.00	ppb	90
50)	Tetrachloroethylene	14.08	164	40263	1.00	ppb	91
51)	Chlorobenzene	15.02	112	52500	1.00	ppb	87
52)	Ethylbenzene	15.28	91	52951	1.00	ppb	76
53)	m&p-xylene	15.47	91	104654	2.00	ppb	79
54)	Styrene	15.87	104	31128	1.00	ppb	88
55)	Bromoform	15.96	173	72177	1.00	ppb	94
56)	o-xylene	15.89	91	55747	1.00	ppb	88
58)	1,1,2,2-tetrachloroethane	16.32	83	42810	1.00	ppb	87
59)	4-ethyltoluene	17.06	105	63024	1.00	ppb	96
60)	1,3,5-trimethylbenzene	17.12	105	52736	1.00	ppb	74
61)	1,2,4-trimethylbenzene	17.53	105	31747	1.00	ppb	89
62)	1,3-dichlorobenzene	17.78	146	39036	1.00	ppb	88
63)	benzyl chloride	17.85	91	43367	1.00	ppb	67
64)	1,4-dichlorobenzene	17.91	146	39782	1.00	ppb	91
65)	1,2-dichlorobenzene	18.18	146	30214	1.00	ppb	78
66)	1,2,4-trichlorobenzene	19.79	180	7672	1.00	ppb	89
68)	Hexachloro-1,3-butadiene	20.04	225	24143	1.00	ppb	80

(#) = qualifier out of range (m) = manual integration (+) = signals summed

Quantitation Report (QT Reviewed)

Data File : C:\MSDCHEM\1\DATA\BG011808.D Vial: 8
Acq On : 18 Jan 2011 5:10 pm Operator: LL
Sample : B1UG_1.0 Inst : MSD #2
Misc : 1ugm3 & 0.25TCE,CT, VNCL INIT CAL Multiplr: 1.00
MS Integration Params: RTEINT.P
Quant Time: Jan 19 10:21 2011 Quant Results File: B118_1UG.RES

Method : C:\MSDCHEM\1\METHODS\B118_1UG.M (RTE Integrator)
Title : TO-15 VOA Standards for 5 point calibration
Last Update : Tue Feb 01 16:05:43 2011
Response via : Continuing Cal File: C:\MSDCHEM\1\DATA\BG011808.D

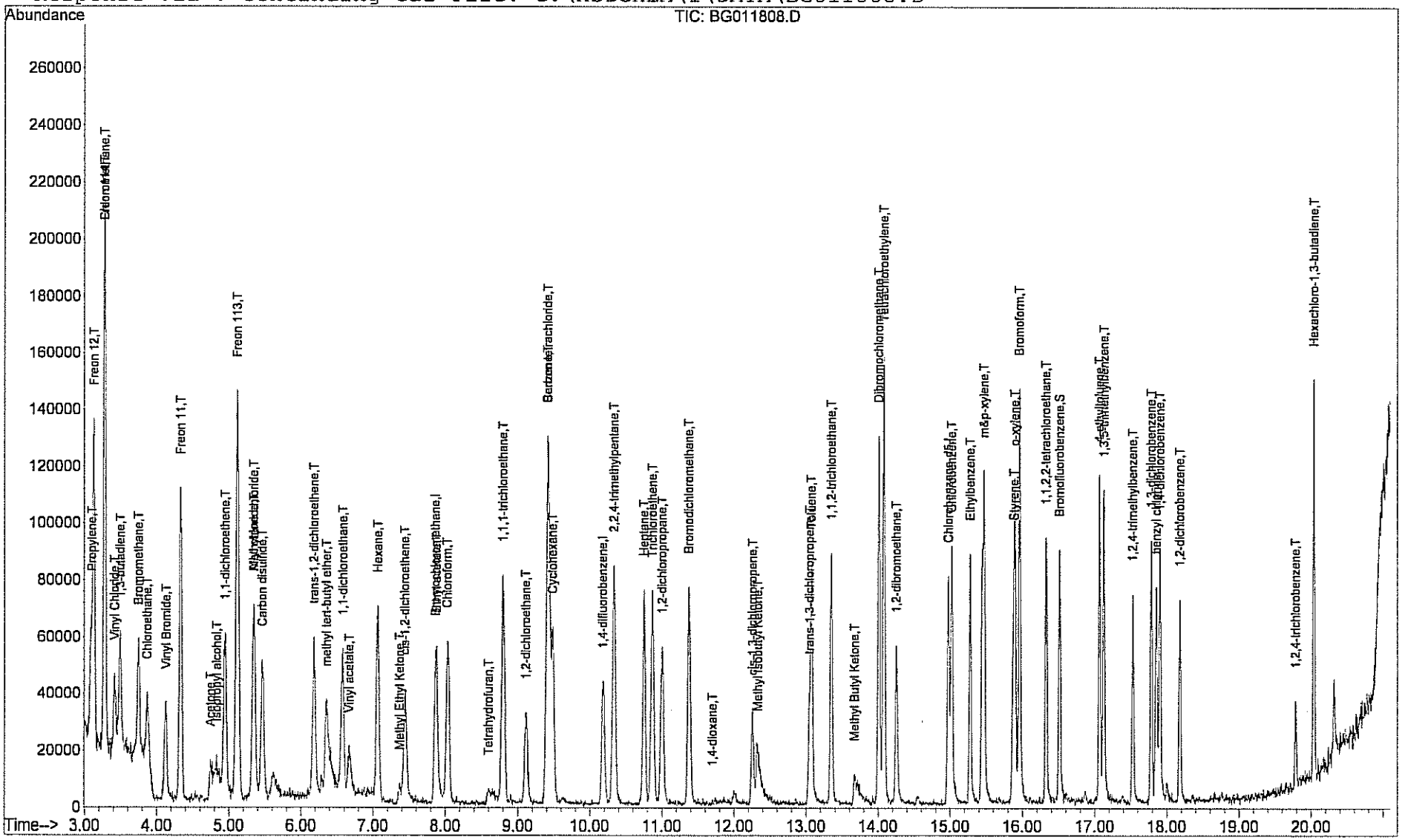

Quantitation Report (QT Reviewed)

Data File : C:\MSDCHEM\1\DATA\BG011809.D Vial: 9
Acq On : 18 Jan 2011 5:45 pm Operator: LL
Sample : B1UG_2.0 Inst : MSD #2
Misc : 1ugm3 & 0.25TCE,CT, VNCL INIT CAL Multiplr: 1.00
MS Integration Params: RTEINT.P
Quant Time: Jan 19 10:36:35 2011 Quant Results File: B118_1UG.RES

Quant Method : C:\MSDCHEM\1\METHODS\B118_1UG.M (RTE Integrator)
Title : TO-15 VOA Standards for 5 point calibration
Last Update : Wed Jan 19 10:22:13 2011
Response via : Continuing Cal File: C:\MSDCHEM\1\DATA\BG011808.D
DataAcq Meth : B118_1UG

Internal Standards	R.T.	QIon	Response	Conc	Units	Dev(Min)
1) Bromochloromethane	7.88	128	19847	1.00	ppb	0.01
30) 1,4-difluorobenzene	10.18	114	45218	1.00	ppb	0.00
44) Chlorobenzene-d5	14.98	117	49425	1.00	ppb	0.00
System Monitoring Compounds						
57) Bromofluorobenzene	16.51	95	28236	0.99	ppb	0.00
Spiked Amount 1.000	Range 70 - 130		Recovery = 99.00%			
Target Compounds						Qvalue
2) Propylene	3.09	41	37503	1.89	ppb	# 51
3) Freon 12	3.12	85	223764	2.05	ppb	100
4) Chloromethane	3.27	50	80498	2.06	ppb	95
5) Freon 114	3.28	85	195718	1.97	ppb	83
6) Vinyl Chloride	3.42	62	54723	2.10	ppb	88
7) 1,3-butadiene	3.49	39	40831	2.16	ppb	77
8) Bromomethane	3.74	94	55197	2.04	ppb	81
9) Chloroethane	3.87	64	29994	2.07	ppb	90
10) Vinyl Bromide	4.13	106	54425	1.81	ppb	91
11) Freon 11	4.33	101	216947	2.06	ppb	98
12) Acetone	4.74	58	20089m	1.56	ppb	
13) Isopropyl alcohol	4.81	45	40619	1.88	ppb	# 28
14) 1,1-dichloroethene	4.94	96	55408	1.98	ppb	92
15) Freon 113	5.12	101	145307	2.12	ppb	84
16) Methylene chloride	5.36	84	52133	1.90	ppb	84
17) Allyl chloride	5.34	41	56316	2.05	ppb	89
18) Carbon disulfide	5.46	76	166808	1.77	ppb	97
19) trans-1,2-dichloroethene	6.18	61	82605	2.00	ppb	81
20) methyl tert-butyl ether	6.33	73	111268	2.36	ppb	89
21) 1,1-dichloroethane	6.58	63	113610	1.99	ppb	95
22) Vinyl acetate	6.66	43	69205	1.82	ppb	97
23) Methyl Ethyl Ketone	7.33	43	41243	2.11	ppb	83
24) cis-1,2-dichloroethene	7.45	61	55226	2.19	ppb	87
25) Hexane	7.06	41	62784	2.03	ppb	95
26) Ethyl acetate	7.83	43	48462	2.05	ppb	84
27) Chloroform	8.04	83	124197	2.05	ppb	98
28) Tetrahydrofuran	8.60	42	15215m	2.11	ppb	
29) 1,2-dichloroethane	9.11	62	80154	2.10	ppb	99
31) 1,1,1-trichloroethane	8.80	97	143604	2.10	ppb	92
32) Cyclohexane	9.48	56	56801	2.55	ppb	# 78
33) Carbon tetrachloride	9.43	117	168547	1.99	ppb	89
34) Benzene	9.41	78	137658	2.41	ppb	89
35) 1,4-dioxane	11.60	88	8893m	2.28	ppb	
36) 2,2,4-trimethylpentane	10.33	57	177596	2.44	ppb	92
37) Heptane	10.75	43	57140	2.38	ppb	91
38) Trichloroethene	10.87	130	74620	2.29	ppb	89
39) 1,2-dichloropropane	11.00	63	50866	2.21	ppb	98
40) Bromodichloromethane	11.38	83	127641	2.07	ppb	86
41) cis-1,3-dichloropropene	12.26	75	43706	2.29	ppb	91
42) trans-1,3-dichloropropene	13.05	75	43584	2.25	ppb	86
43) 1,1,2-trichloroethane	13.34	97	63353	2.10	ppb	94
45) Toluene	13.07	92	86568	2.47	ppb	# 74
46) Methyl Isobutyl Ketone	12.30	43	64217	2.97	ppb	90
47) Dibromochloromethane	14.01	129	145235	2.20	ppb	96
48) Methyl Butyl Ketone	13.66	43	34997m	3.31	ppb	

(#) = qualifier out of range (m) = manual integration

Quantitation Report (QT Reviewed)

Data File : C:\MSDCHEM\1\DATA\BG011809.D Vial: 9
Acq On : 18 Jan 2011 5:45 pm Operator: LL
Sample : B1UG_2.0 Inst : MSD #2
Misc : 1ugm3 & 0.25TCE,CT, VNCL INIT CAL Multiplr: 1.00
MS Integration Params: RTEINT.P
Quant Time: Jan 19 10:36:35 2011 Quant Results File: B118_1UG.RES

Quant Method : C:\MSDCHEM\1\METHODS\B118_1UG.M (RTE Integrator)
Title : TO-15 VOA Standards for 5 point calibration
Last Update : Wed Jan 19 10:22:13 2011
Response via : Continuing Cal File: C:\MSDCHEM\1\DATA\BG011808.D
DataAcq Meth : B118_1UG

	Compound	R.T.	QIon	Response	Conc	Unit		Qvalue
49)	1,2-dibromoethane	14.25	107	78949	2.06	ppb		92
50)	Tetrachloroethylene	14.08	164	84165	2.09	ppb	#	79
51)	Chlorobenzene	15.02	112	117924	2.25	ppb		86
52)	Ethylbenzene	15.28	91	150334	2.84	ppb		81
53)	m&p-xylene	15.47	91	286758	5.48	ppb		81
54)	Styrene	15.87	104	80754	2.59	ppb		89
55)	Bromoform	15.96	173	156439	2.17	ppb		98
56)	o-xylene	15.89	91	159235	2.86	ppb		87
58)	1,1,2,2-tetrachloroethane	16.32	83	84759	1.98	ppb		91
59)	4-ethyltoluene	17.07	105	173977	2.76	ppb		94
60)	1,3,5-trimethylbenzene	17.12	105	142323	2.70	ppb		74
61)	1,2,4-trimethylbenzene	17.53	105	92798	2.92	ppb		87
62)	1,3-dichlorobenzene	17.78	146	87634	2.25	ppb		85
63)	benzyl chloride	17.86	91	109052	2.51	ppb		77
64)	1,4-dichlorobenzene	17.90	146	98164	2.47	ppb		89
65)	1,2-dichlorobenzene	18.18	146	71058	2.35	ppb		86
66)	1,2,4-trichlorobenzene	19.79	180	12697	1.66	ppb	#	76
68)	Hexachloro-1,3-butadiene	20.04	225	47421	1.96	ppb		86

(#) = qualifier out of range (m) = manual integration (+) = signals summed

Quantitation Report (QT Reviewed)

Data File : C:\MSDCHEM\1\DATA\BG011809.D Vial: 9
Acq On : 18 Jan 2011 5:45 pm Operator: LL
Sample : B1UG_2.0 Inst : MSD #2
Misc : 1ugm3 & 0.25TCE,CT, VNCL INIT CAL Multiplr: 1.00
MS Integration Params: RTEINT.P
Quant Time: Jan 19 10:38 2011 Quant Results File: B118_1UG.RES

Method : C:\MSDCHEM\1\METHODS\B118_1UG.M (RTE Integrator)
Title : TO-15 VOA Standards for 5 point calibration
Last Update : Tue Feb 01 16:05:43 2011
Response via : Continuing Cal File: C:\MSDCHEM\1\DATA\BG011808.D

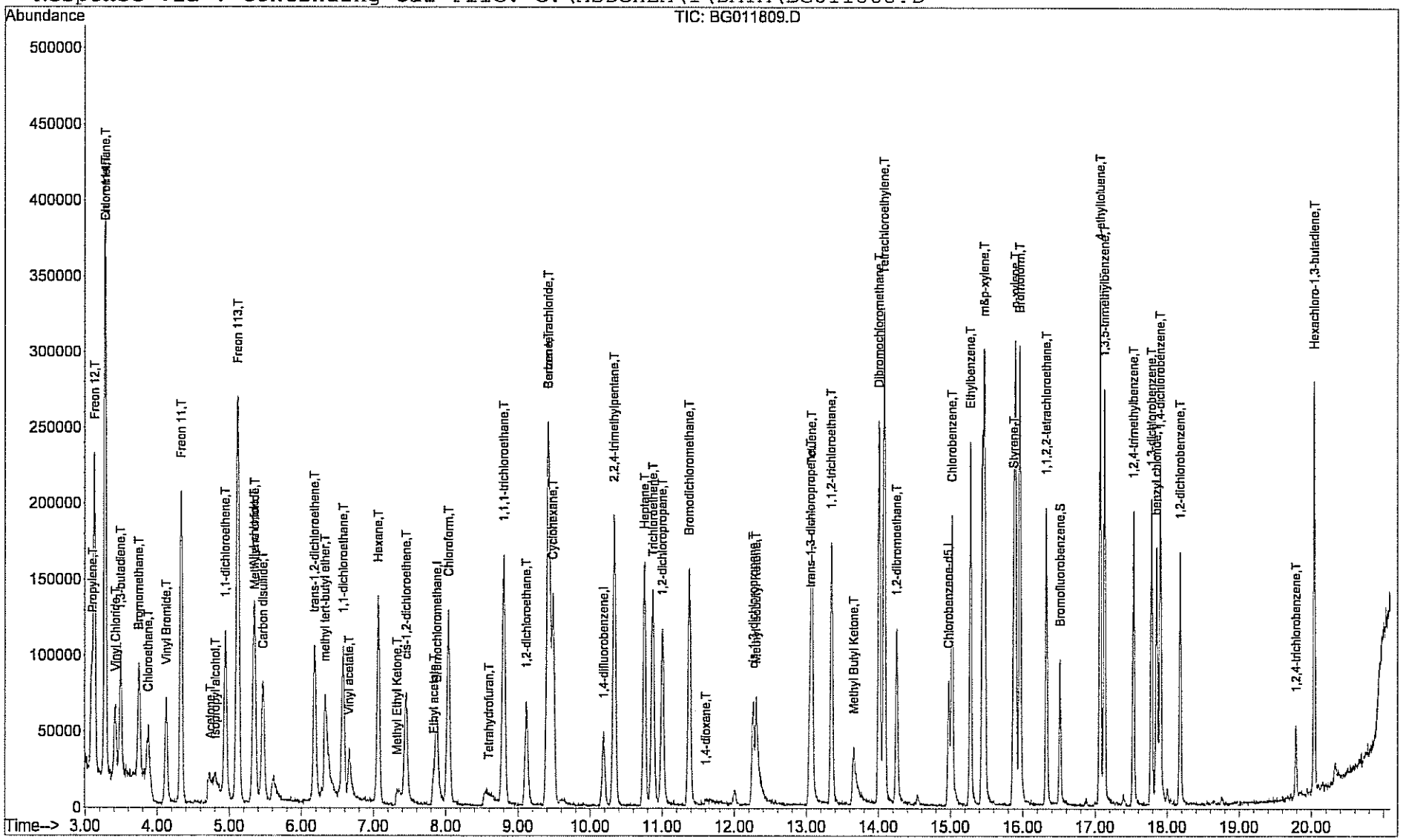

Quantitation Report (QT Reviewed)

Data File : C:\MSDCHEM\1\DATA\BG011810.D Vial: 10
Acq On : 18 Jan 2011 6:19 pm Operator: LL
Sample : B1UG_1.50 Inst : MSD #2
Misc : 1ugm3 & 0.25TCE,CT, VNCL INIT CAL Multiplr: 1.00
MS Integration Params: RTEINT.P
Quant Time: Jan 19 10:39:06 2011 Quant Results File: B118_1UG.RES

Quant Method : C:\MSDCHEM\1\METHODS\B118_1UG.M (RTE Integrator)
Title : TO-15 VOA Standards for 5 point calibration
Last Update : Wed Jan 19 10:22:13 2011
Response via : Continuing Cal File: C:\MSDCHEM\1\DATA\BG011808.D
DataAcq Meth : B118_1UG

Internal Standards	R.T.	QIon	Response	Conc	Units		Dev(Min)
1) Bromochloromethane	7.87	128	18673	1.00	ppb		0.00
30) 1,4-difluorobenzene	10.18	114	47491	1.00	ppb		0.00
44) Chlorobenzene-d5	14.97	117	55318	1.00	ppb		0.00
System Monitoring Compounds							
57) Bromofluorobenzene	16.51	95	33489	1.05	ppb		0.00
Spiked Amount 1.000	Range 70 - 130		Recovery = 105.00%				
Target Compounds							Qvalue
2) Propylene	3.08	41	29921	1.60	ppb	#	57
3) Freon 12	3.13	85	164680	1.60	ppb		97
4) Chloromethane	3.28	50	60658	1.65	ppb		95
5) Freon 114	3.27	85	154320	1.65	ppb		89
6) Vinyl Chloride	3.41	62	40192	1.64	ppb		82
7) 1,3-butadiene	3.50	39	29806	1.67	ppb		71
8) Bromomethane	3.75	94	45426	1.78	ppb		91
9) Chloroethane	3.87	64	20757	1.52	ppb		89
10) Vinyl Bromide	4.12	106	44262	1.57	ppb		97
11) Freon 11	4.33	101	162178	1.64	ppb		97
12) Acetone	4.73	58	18305m	1.51	ppb		
13) Isopropyl alcohol	4.82	45	31559m	1.55	ppb		
14) 1,1-dichloroethene	4.94	96	43608	1.66	ppb		87
15) Freon 113	5.12	101	105162	1.63	ppb		85
16) Methylene chloride	5.35	84	39900	1.54	ppb	#	78
17) Allyl chloride	5.34	41	44023	1.70	ppb		84
18) Carbon disulfide	5.47	76	128620	1.45	ppb		100
19) trans-1,2-dichloroethene	6.18	61	62182	1.60	ppb		77
20) methyl tert-butyl ether	6.34	73	82613	1.86	ppb		93
21) 1,1-dichloroethane	6.58	63	84853	1.58	ppb		97
22) Vinyl acetate	6.66	43	53202	1.48	ppb		77
23) Methyl Ethyl Ketone	7.36	43	30377m	1.65	ppb		
24) cis-1,2-dichloroethene	7.45	61	40303	1.70	ppb		80
25) Hexane	7.06	41	47287	1.63	ppb		98
26) Ethyl acetate	7.85	43	41423	1.86	ppb		93
27) Chloroform	8.03	83	93588	1.64	ppb		98
28) Tetrahydrofuran	8.68	42	12639m	1.86	ppb		
29) 1,2-dichloroethane	9.12	62	58790	1.64	ppb		95
31) 1,1,1-trichloroethane	8.79	97	110523	1.54	ppb		96
32) Cyclohexane	9.49	56	38301	1.64	ppb	#	70
33) Carbon tetrachloride	9.43	117	125554	1.41	ppb		91
34) Benzene	9.41	78	98552	1.64	ppb		87
35) 1,4-dioxane	11.80	88	6061m	1.48	ppb		
36) 2,2,4-trimethylpentane	10.33	57	121296	1.59	ppb		88
37) Heptane	10.76	43	40314	1.60	ppb		95
38) Trichloroethene	10.88	130	53673	1.57	ppb	#	88
39) 1,2-dichloropropane	11.00	63	36104	1.49	ppb		90
40) Bromodichloromethane	11.38	83	91774	1.42	ppb		89
41) cis-1,3-dichloropropene	12.25	75	31990	1.59	ppb		92
42) trans-1,3-dichloropropene	13.05	75	30891	1.52	ppb		89
43) 1,1,2-trichloroethane	13.35	97	44468	1.40	ppb		87
45) Toluene	13.07	92	61815	1.58	ppb	#	83
46) Methyl Isobutyl Ketone	12.31	43	42014	1.73	ppb		84
47) Dibromochloromethane	14.01	129	99971m	1.35	ppb		
48) Methyl Butyl Ketone	13.67	43	22278m	1.88	ppb		

(#) = qualifier out of range (m) = manual integration

Quantitation Report (QT Reviewed)

Data File : C:\MSDCHEM\1\DATA\BG011810.D Vial: 10
Acq On : 18 Jan 2011 6:19 pm Operator: LL
Sample : B1UG_1.50 Inst : MSD #2
Misc : 1ugm3 & 0.25TCE,CT, VNCL INIT CAL Multiplr: 1.00
MS Integration Params: RTEINT.P
Quant Time: Jan 19 10:39:06 2011 Quant Results File: B118_1UG.RES

Quant Method : C:\MSDCHEM\1\METHODS\B118_1UG.M (RTE Integrator)
Title : TO-15 VOA Standards for 5 point calibration
Last Update : Wed Jan 19 10:22:13 2011
Response via : Continuing Cal File: C:\MSDCHEM\1\DATA\BG011808.D
DataAcq Meth : B118_1UG

	Compound	R.T.	QIon	Response	Conc	Unit		Qvalue
49)	1,2-dibromoethane	14.25	107	57272	1.34	ppb		93
50)	Tetrachloroethylene	14.08	164	61635	1.37	ppb	#	81
51)	Chlorobenzene	15.03	112	86653	1.47	ppb		88
52)	Ethylbenzene	15.28	91	99273	1.68	ppb		76
53)	m&p-xylene	15.47	91	199649	3.41	ppb		76
54)	Styrene	15.87	104	54141	1.55	ppb		93
55)	Bromoform	15.96	173	115003	1.42	ppb		99
56)	o-xylene	15.90	91	104460	1.67	ppb		86
58)	1,1,2,2-tetrachloroethane	16.32	83	64815	1.35	ppb		89
59)	4-ethyltoluene	17.07	105	111249	1.58	ppb		89
60)	1,3,5-trimethylbenzene	17.12	105	97992	1.66	ppb		74
61)	1,2,4-trimethylbenzene	17.53	105	57896	1.63	ppb		84
62)	1,3-dichlorobenzene	17.78	146	60912	1.39	ppb		87
63)	benzyl chloride	17.85	91	72396	1.49	ppb		78
64)	1,4-dichlorobenzene	17.90	146	69520	1.56	ppb		89
65)	1,2-dichlorobenzene	18.19	146	48851	1.44	ppb		83
66)	1,2,4-trichlorobenzene	19.79	180	9294	1.08	ppb	#	78
68)	Hexachloro-1,3-butadiene	20.04	225	34549	1.28	ppb	#	77

(#) = qualifier out of range (m) = manual integration (+) = signals summed

Quantitation Report (QT Reviewed)

Data File : C:\MSDCHEM\1\DATA\BG011810.D Vial: 10
Acq On : 18 Jan 2011 6:19 pm Operator: LL
Sample : B1UG_1.50 Inst : MSD #2
Misc : 1ugm3 & 0.25TCE,CT, VNCL INIT CAL Multiplr: 1.00
MS Integration Params: RTEINT.P
Quant Time: Jan 19 10:41 2011 Quant Results File: B118_1UG.RES

Method : C:\MSDCHEM\1\METHODS\B118_1UG.M (RTE Integrator)
Title : TO-15 VOA Standards for 5 point calibration
Last Update : Tue Feb 01 16:05:43 2011
Response via : Continuing Cal File: C:\MSDCHEM\1\DATA\BG011808.D

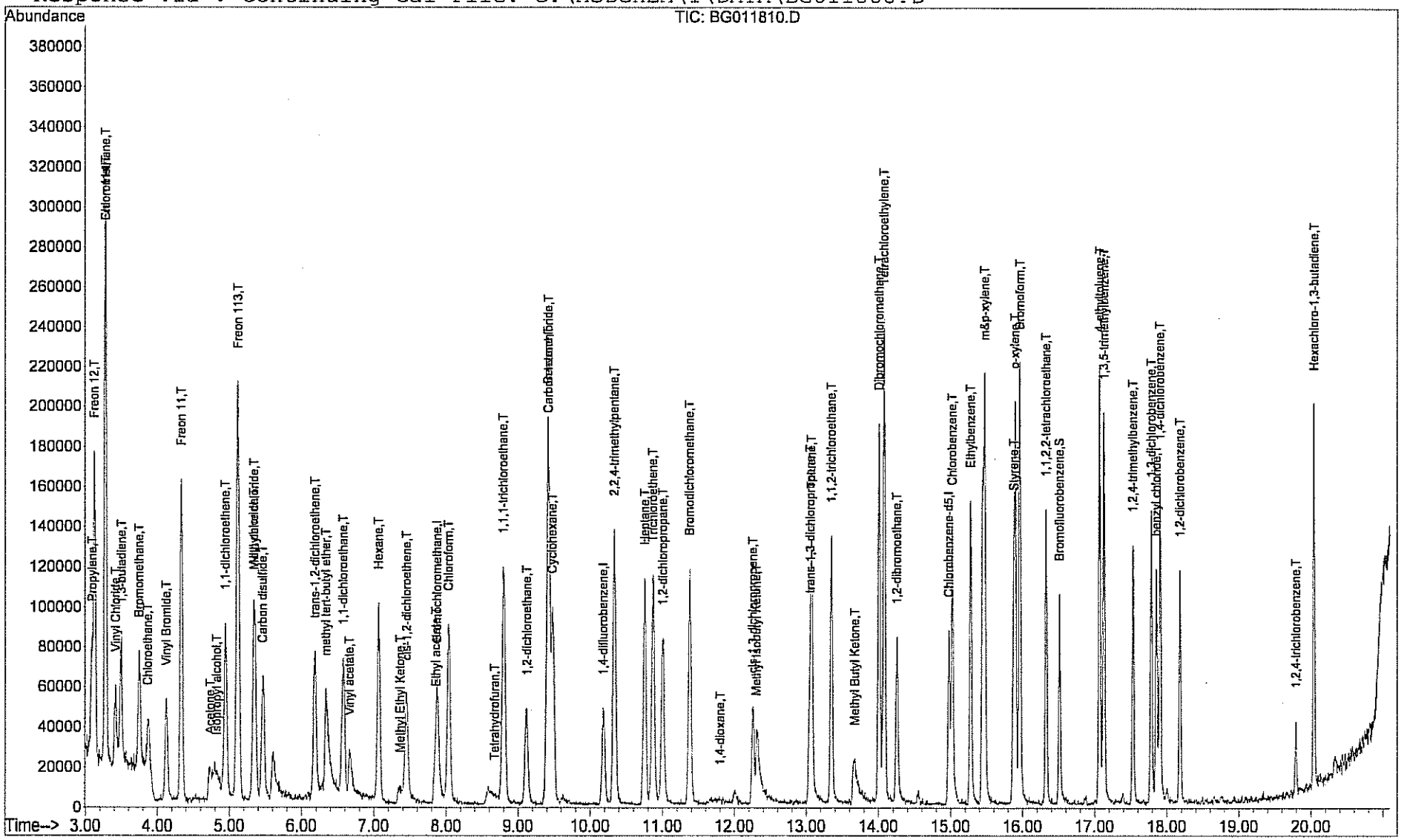

Quantitation Report (QT Reviewed)

Data File : C:\MSDCHEM\1\DATA\BG011811.D Vial: 11
Acq On : 18 Jan 2011 6:51 pm Operator: LL
Sample : B1UG_1.25 Inst : MSD #2
Misc : 1ugm3 & 0.25TCE,CT, VNCL INIT CAL Multiplr: 1.00
MS Integration Params: RTEINT.P
Quant Time: Jan 19 10:42:00 2011 Quant Results File: B118_1UG.RES

Quant Method : C:\MSDCHEM\1\METHODS\B118_1UG.M (RTE Integrator)
Title : TO-15 VOA Standards for 5 point calibration
Last Update : Wed Jan 19 10:22:13 2011
Response via : Continuing Cal File: C:\MSDCHEM\1\DATA\BG011808.D
DataAcq Meth : B118_1UG

Internal Standards	R.T.	QIon	Response	Conc	Units		Dev(Min)
1) Bromochloromethane	7.88	128	19357	1.00	ppb		0.02
30) 1,4-difluorobenzene	10.20	114	45805	1.00	ppb		0.02
44) Chlorobenzene-d5	14.98	117	46097	1.00	ppb		0.00
System Monitoring Compounds							
57) Bromofluorobenzene	16.52	95	26863	1.01	ppb		0.00
Spiked Amount 1.000	Range 70 - 130		Recovery = 101.00%				
Target Compounds							Qvalue
2) Propylene	3.09	41	24135	1.25	ppb	#	55
3) Freon 12	3.13	85	138777	1.30	ppb		98
4) Chloromethane	3.28	50	47549	1.25	ppb		93
5) Freon 114	3.28	85	121032	1.25	ppb		86
6) Vinyl Chloride	3.42	62	30433	1.20	ppb		91
7) 1,3-butadiene	3.50	39	18600	1.01	ppb	#	60
8) Bromomethane	3.75	94	33947	1.28	ppb		82
9) Chloroethane	3.87	64	16157	1.14	ppb		100
10) Vinyl Bromide	4.13	106	32732	1.12	ppb		99
11) Freon 11	4.34	101	130427	1.27	ppb		98
12) Acetone	4.89	58	10138m	0.81	ppb		
13) Isopropyl alcohol	4.92	45	19422m	0.92	ppb		
14) 1,1-dichloroethene	4.95	96	32243	1.18	ppb		90
15) Freon 113	5.13	101	86395	1.29	ppb		86
16) Methylene chloride	5.36	84	32620	1.22	ppb		86
17) Allyl chloride	5.33	41	31250	1.16	ppb		88
18) Carbon disulfide	5.47	76	99451	1.08	ppb		99
19) trans-1,2-dichloroethene	6.20	61	50668	1.26	ppb		76
20) methyl tert-butyl ether	6.39	73	61102	1.33	ppb		83
21) 1,1-dichloroethane	6.59	63	68809	1.23	ppb		100
22) Vinyl acetate	6.71	43	39935	1.07	ppb		92
23) Methyl Ethyl Ketone	7.48	43	24128m	1.27	ppb		
24) cis-1,2-dichloroethene	7.46	61	31354	1.27	ppb		88
25) Hexane	7.07	41	38384	1.27	ppb		96
26) Ethyl acetate	7.95	43	26659	1.15	ppb		83
27) Chloroform	8.05	83	78318	1.32	ppb		99
28) Tetrahydrofuran	8.66	42	8942m	1.27	ppb		
29) 1,2-dichloroethane	9.12	62	47543	1.28	ppb		97
31) 1,1,1-trichloroethane	8.81	97	92152	1.33	ppb		99
32) Cyclohexane	9.49	56	30638	1.36	ppb	#	73
33) Carbon tetrachloride	9.43	117	102555	1.19	ppb		88
34) Benzene	9.41	78	79873	1.38	ppb		89
35) 1,4-dioxane	11.85	88	4685m	1.19	ppb		
36) 2,2,4-trimethylpentane	10.34	57	96962	1.32	ppb		85
37) Heptane	10.76	43	32075	1.32	ppb		92
38) Trichloroethene	10.87	130	45419	1.37	ppb		91
39) 1,2-dichloropropane	11.01	63	29685	1.27	ppb		94
40) Bromodichloromethane	11.38	83	76879	1.23	ppb		89
41) cis-1,3-dichloropropene	12.26	75	25163	1.30	ppb		87
42) trans-1,3-dichloropropene	13.05	75	23691	1.21	ppb		88
43) 1,1,2-trichloroethane	13.35	97	35025	1.14	ppb		86
45) Toluene	13.08	92	46330	1.42	ppb	#	75
46) Methyl Isobutyl Ketone	12.33	43	31062m	1.54	ppb		
47) Dibromochloromethane	14.02	129	85104m	1.38	ppb		
48) Methyl Butyl Ketone	13.68	43	19512m	1.98	ppb		

(#) = qualifier out of range (m) = manual integration

Quantitation Report (QT Reviewed)

Data File : C:\MSDCHEM\1\DATA\BG011811.D Vial: 11
Acq On : 18 Jan 2011 6:51 pm Operator: LL
Sample : B1UG_1.25 Inst : MSD #2
Misc : 1ugm3 & 0.25TCE,CT, VNCL INIT CAL Multiplr: 1.00
MS Integration Params: RTEINT.P
Quant Time: Jan 19 10:42:00 2011 Quant Results File: B118_1UG.RES

Quant Method : C:\MSDCHEM\1\METHODS\B118_1UG.M (RTE Integrator)
Title : TO-15 VOA Standards for 5 point calibration
Last Update : Wed Jan 19 10:22:13 2011
Response via : Continuing Cal File: C:\MSDCHEM\1\DATA\BG011808.D
DataAcq Meth : B118_1UG

	Compound	R.T.	QIon	Response	Conc	Unit		Qvalue
49)	1,2-dibromoethane	14.25	107	46726	1.31	ppb		97
50)	Tetrachloroethylene	14.08	164	50441	1.34	ppb	#	81
51)	Chlorobenzene	15.02	112	69726	1.42	ppb		88
52)	Ethylbenzene	15.28	91	74700	1.51	ppb		82
53)	m&p-xylene	15.48	91	151116	3.10	ppb		79
54)	Styrene	15.87	104	39300	1.35	ppb		86
55)	Bromoform	15.96	173	95737	1.42	ppb		98
56)	o-xylene	15.90	91	78650m	1.51	ppb		
58)	1,1,2,2-tetrachloroethane	16.33	83	51113	1.28	ppb		94
59)	4-ethyltoluene	17.07	105	79320m	1.35	ppb		
60)	1,3,5-trimethylbenzene	17.13	105	72399m	1.47	ppb		
61)	1,2,4-trimethylbenzene	17.53	105	43512	1.47	ppb		81
62)	1,3-dichlorobenzene	17.78	146	49394	1.36	ppb		84
63)	benzyl chloride	17.85	91	55009	1.36	ppb		73
64)	1,4-dichlorobenzene	17.91	146	51203	1.38	ppb		88
65)	1,2-dichlorobenzene	18.19	146	39511	1.40	ppb		81
66)	1,2,4-trichlorobenzene	19.79	180	6839	0.96	ppb		97
68)	Hexachloro-1,3-butadiene	20.04	225	26235	1.17	ppb		81

(#) = qualifier out of range (m) = manual integration (+) = signals summed

Quantitation Report (QT Reviewed)

Data File : C:\MSDCHEM\1\DATA\BG011811.D Vial: 11
Acq On : 18 Jan 2011 6:51 pm Operator: LL
Sample : B1UG_1.25 Inst : MSD #2
Misc : 1ugm3 & 0.25TCE,CT, VNCL INIT CAL Multiplr: 1.00
MS Integration Params: RTEINT.P
Quant Time: Jan 19 10:45 2011 Quant Results File: B118_1UG.RES

Method : C:\MSDCHEM\1\METHODS\B118_1UG.M (RTE Integrator)
Title : TO-15 VOA Standards for 5 point calibration
Last Update : Tue Feb 01 16:05:43 2011
Response via : Continuing Cal File: C:\MSDCHEM\1\DATA\BG011808.D

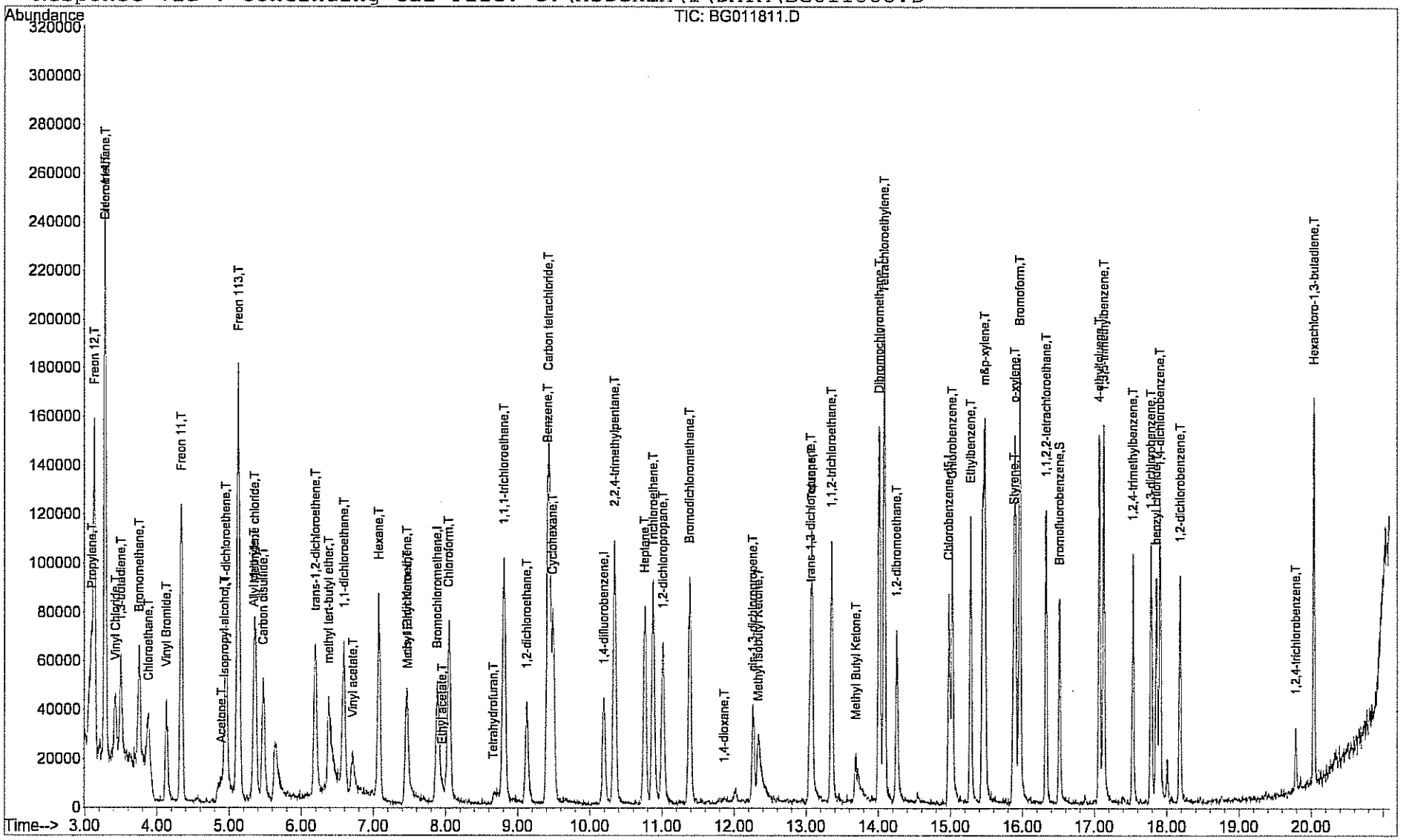

Centek laboratories, LLC

Quantitation Report (QT Reviewed)

Data File : C:\MSDCHEM\1\DATA\BG011812.D Vial: 12
Acq On : 18 Jan 2011 7:24 pm Operator: LL
Sample : B1UG_0.75 Inst : MSD #2
Misc : 1ugm3 & 0.25TCE,CT, VNCL INIT CAL Multiplr: 1.00
MS Integration Params: RTEINT.P
Quant Time: Jan 19 10:45:17 2011 Quant Results File: B118_1UG.RES

Quant Method : C:\MSDCHEM\1\METHODS\B118_1UG.M (RTE Integrator)
Title : TO-15 VOA Standards for 5 point calibration
Last Update : Wed Jan 19 10:22:13 2011
Response via : Continuing Cal File: C:\MSDCHEM\1\DATA\BG011808.D
DataAcq Meth : B118_1UG

Internal Standards	R.T.	QIon	Response	Conc	Units		Dev(Min)
1) Bromochloromethane	7.87	128	19621	1.00	ppb		0.00
30) 1,4-difluorobenzene	10.18	114	46647	1.00	ppb		0.00
44) Chlorobenzene-d5	14.98	117	46188	1.00	ppb		0.00
System Monitoring Compounds							
57) Bromofluorobenzene	16.51	95	26439	0.99	ppb		0.00
Spiked Amount 1.000	Range 70 - 130		Recovery = 99.00%				
Target Compounds							Qvalue
2) Propylene	3.10	41	16110	0.82	ppb	#	58
3) Freon 12	3.13	85	83294	0.77	ppb		97
4) Chloromethane	3.28	50	29278	0.76	ppb		89
5) Freon 114	3.27	85	74933	0.76	ppb		85
6) Vinyl Chloride	3.42	62	20367	0.79	ppb		89
7) 1,3-butadiene	3.49	39	13742	0.73	ppb		79
8) Bromomethane	3.75	94	20869	0.78	ppb		81
9) Chloroethane	3.87	64	9851	0.69	ppb		97
10) Vinyl Bromide	4.13	106	19539	0.66	ppb		96
11) Freon 11	4.33	101	78381	0.75	ppb		96
12) Acetone	4.88	58	7894m	0.62	ppb		
13) Isopropyl alcohol	4.88	45	14923m	0.70	ppb		
14) 1,1-dichloroethene	4.94	96	20553m	0.74	ppb		
15) Freon 113	5.12	101	52926	0.78	ppb		84
16) Methylene chloride	5.35	84	20534	0.76	ppb	#	70
17) Allyl chloride	5.33	41	17684	0.65	ppb		91
18) Carbon disulfide	5.47	76	60367	0.65	ppb		99
19) trans-1,2-dichloroethene	6.19	61	27653	0.68	ppb		79
20) methyl tert-butyl ether	6.39	73	29121	0.62	ppb		89
21) 1,1-dichloroethane	6.58	63	40852	0.72	ppb		93
22) Vinyl acetate	6.70	43	23753	0.63	ppb		78
23) Methyl Ethyl Ketone	7.48	43	14081m	0.73	ppb		
24) cis-1,2-dichloroethene	7.45	61	18405	0.74	ppb		86
25) Hexane	7.06	41	23780	0.78	ppb		93
26) Ethyl acetate	7.95	43	17349m	0.74	ppb		
27) Chloroform	8.03	83	44940	0.75	ppb		91
28) Tetrahydrofuran	8.85	42	5750m	0.81	ppb		
29) 1,2-dichloroethane	9.11	62	28157	0.75	ppb		93
31) 1,1,1-trichloroethane	8.80	97	54229	0.77	ppb		92
32) Cyclohexane	9.49	56	14976	0.65	ppb	#	58
33) Carbon tetrachloride	9.43	117	60643	0.69	ppb		87
34) Benzene	9.41	78	47043	0.80	ppb		82
35) 1,4-dioxane	11.91	88	2552m	0.63	ppb		
36) 2,2,4-trimethylpentane	10.34	57	52670	0.70	ppb	#	54
37) Heptane	10.75	43	16143	0.65	ppb		92
38) Trichloroethene	10.86	130	26741	0.79	ppb		91
39) 1,2-dichloropropane	11.01	63	16578	0.70	ppb		88
40) Bromodichloromethane	11.37	83	48226	0.76	ppb		92
41) cis-1,3-dichloropropene	12.25	75	13902	0.70	ppb	#	66
42) trans-1,3-dichloropropene	13.05	75	12622m	0.63	ppb		
43) 1,1,2-trichloroethane	13.35	97	19695	0.63	ppb		77
45) Toluene	13.07	92	22643	0.69	ppb	#	71
46) Methyl Isobutyl Ketone	12.35	43	16488	0.82	ppb	#	63
47) Dibromochloromethane	14.01	129	50510	0.82	ppb		97
48) Methyl Butyl Ketone	13.69	43	9167m	0.93	ppb		

(#) = qualifier out of range (m) = manual integration

Quantitation Report (QT Reviewed)

Data File : C:\MSDCHEM\1\DATA\BG011812.D Vial: 12
Acq On : 18 Jan 2011 7:24 pm Operator: LL
Sample : B1UG_0.75 Inst : MSD #2
Misc : 1ugm3 & 0.25TCE,CT, VNCL INIT CAL Multiplr: 1.00
MS Integration Params: RTEINT.P
Quant Time: Jan 19 10:45:17 2011 Quant Results File: B118_1UG.RES

Quant Method : C:\MSDCHEM\1\METHODS\B118_1UG.M (RTE Integrator)
Title : TO-15 VOA Standards for 5 point calibration
Last Update : Wed Jan 19 10:22:13 2011
Response via : Continuing Cal File: C:\MSDCHEM\1\DATA\BG011808.D
DataAcq Meth : B118_1UG

	Compound	R.T.	QIon	Response	Conc	Unit		Qvalue
49)	1,2-dibromoethane	14.25	107	26108	0.73	ppb		97
50)	Tetrachloroethylene	14.08	164	30113	0.80	ppb		93
51)	Chlorobenzene	15.02	112	37861	0.77	ppb		88
52)	Ethylbenzene	15.28	91	36152	0.73	ppb		73
53)	m&p-xylene	15.47	91	67512	1.38	ppb		77
54)	Styrene	15.88	104	20559	0.71	ppb		93
55)	Bromoform	15.96	173	50556	0.75	ppb		97
56)	o-xylene	15.89	91	35828	0.69	ppb		88
58)	1,1,2,2-tetrachloroethane	16.32	83	29790	0.74	ppb		88
59)	4-ethyltoluene	17.07	105	37665	0.64	ppb		91
60)	1,3,5-trimethylbenzene	17.12	105	29399m	0.60	ppb		
61)	1,2,4-trimethylbenzene	17.53	105	21578	0.73	ppb		82
62)	1,3-dichlorobenzene	17.78	146	25047	0.69	ppb		82
63)	benzyl chloride	17.85	91	29912	0.74	ppb		79
64)	1,4-dichlorobenzene	17.91	146	24736	0.67	ppb		83
65)	1,2-dichlorobenzene	18.18	146	20576	0.73	ppb	#	82
66)	1,2,4-trichlorobenzene	19.79	180	3641	0.51	ppb	#	68
68)	Hexachloro-1,3-butadiene	20.04	225	15448	0.68	ppb		80

(#) = qualifier out of range (m) = manual integration (+) = signals summed

Quantitation Report (QT Reviewed)

Data File : C:\MSDCHEM\1\DATA\BG011812.D Vial: 12
Acq On : 18 Jan 2011 7:24 pm Operator: LL
Sample : B1UG_0.75 Inst : MSD #2
Misc : 1ugm3 & 0.25TCE,CT, VNCL INIT CAL Multiplr: 1.00
MS Integration Params: RTEINT.P
Quant Time: Jan 19 10:48 2011 Quant Results File: B118_1UG.RES

Method : C:\MSDCHEM\1\METHODS\B118_1UG.M (RTE Integrator)
Title : TO-15 VOA Standards for 5 point calibration
Last Update : Tue Feb 01 16:05:43 2011
Response via : Continuing Cal File: C:\MSDCHEM\1\DATA\BG011808.D

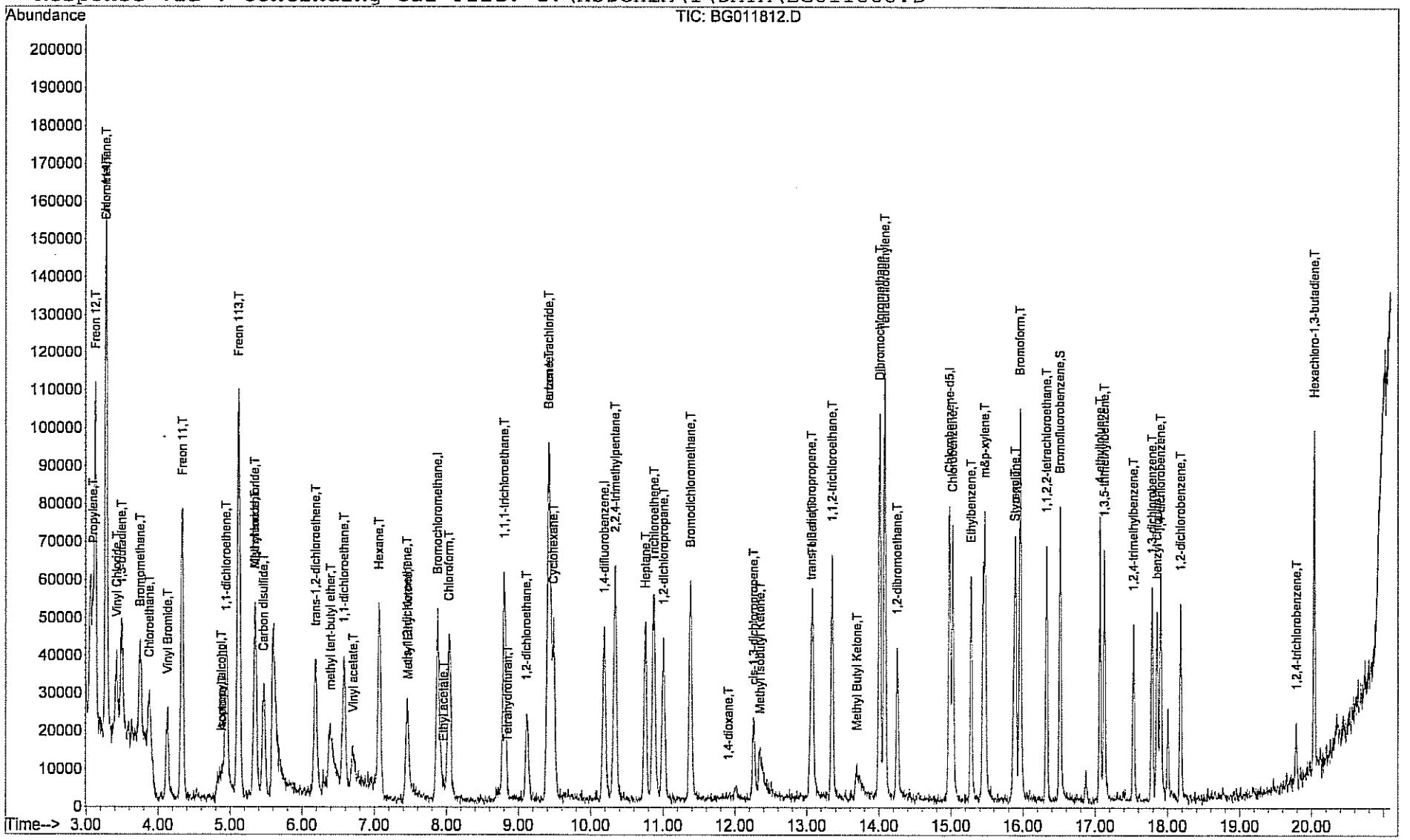

Quantitation Report (QT Reviewed)

Data File : C:\MSDCHEM\1\DATA\BG011813.D Vial: 13
Acq On : 18 Jan 2011 7:56 pm Operator: LL
Sample : B1UG_0.50 Inst : MSD #2
Misc : 1ugm3 & 0.25TCE,CT, VNCL INIT CAL Multiplr: 1.00
MS Integration Params: RTEINT.P
Quant Time: Jan 19 10:49:37 2011 Quant Results File: B118_1UG.RES

Quant Method : C:\MSDCHEM\1\METHODS\B118_1UG.M (RTE Integrator)
Title : TO-15 VOA Standards for 5 point calibration
Last Update : Wed Jan 19 10:22:13 2011
Response via : Continuing Cal File: C:\MSDCHEM\1\DATA\BG011808.D
DataAcq Meth : B118_1UG

Internal Standards	R.T.	QIon	Response	Conc	Units		Dev(Min)
1) Bromochloromethane	7.87	128	18539	1.00	ppb		0.00
30) 1,4-difluorobenzene	10.18	114	43029	1.00	ppb		0.00
44) Chlorobenzene-d5	14.97	117	48020	1.00	ppb		0.00
System Monitoring Compounds							
57) Bromofluorobenzene	16.51	95	25284	0.91	ppb		0.00
Spiked Amount 1.000	Range 70 - 130		Recovery = 91.00%				
Target Compounds							Qvalue
2) Propylene	3.10	41	11640	0.63	ppb	#	64
3) Freon 12	3.13	85	57683	0.57	ppb		93
4) Chloromethane	3.27	50	19967	0.55	ppb		92
5) Freon 114	3.27	85	51155	0.55	ppb		87
6) Vinyl Chloride	3.41	62	13119	0.54	ppb		81
7) 1,3-butadiene	3.50	39	8292	0.47	ppb	#	33
8) Bromomethane	3.75	94	14328	0.57	ppb		77
9) Chloroethane	3.86	64	8441	0.62	ppb		83
10) Vinyl Bromide	4.12	106	14806	0.53	ppb		82
11) Freon 11	4.33	101	52489	0.53	ppb		96
12) Acetone	4.78	58	7172m	0.60	ppb		
13) Isopropyl alcohol	4.89	45	12576m	0.62	ppb		
14) 1,1-dichloroethene	4.95	96	14435	0.55	ppb		86
15) Freon 113	5.12	101	34075	0.53	ppb	#	81
16) Methylene chloride	5.36	84	13378m	0.52	ppb		
17) Allyl chloride	5.34	41	14350	0.56	ppb		96
18) Carbon disulfide	5.46	76	47362	0.54	ppb		98
19) trans-1,2-dichloroethene	6.18	61	22759	0.59	ppb		82
20) methyl tert-butyl ether	6.40	73	24512	0.56	ppb		80
21) 1,1-dichloroethane	6.58	63	29962	0.56	ppb		99
22) Vinyl acetate	6.68	43	18445	0.52	ppb		86
23) Methyl Ethyl Ketone	7.47	43	9537	0.52	ppb	#	59
24) cis-1,2-dichloroethene	7.45	61	12350	0.52	ppb		92
25) Hexane	7.07	41	17566	0.61	ppb	#	84
26) Ethyl acetate	7.90	43	14514	0.66	ppb		86
27) Chloroform	8.03	83	31147	0.55	ppb		99
28) Tetrahydrofuran	8.70	42	3829m	0.57	ppb		
29) 1,2-dichloroethane	9.12	62	19509	0.55	ppb	#	63
31) 1,1,1-trichloroethane	8.80	97	34499	0.53	ppb		91
32) Cyclohexane	9.49	56	8878	0.42	ppb	#	54
33) Carbon tetrachloride	9.42	117	42965	0.53	ppb		94
34) Benzene	9.40	78	30285	0.56	ppb		86
35) 1,4-dioxane	11.85	88	1611m	0.43	ppb		
36) 2,2,4-trimethylpentane	10.34	57	30620	0.44	ppb		77
37) Heptane	10.76	43	9925	0.44	ppb		86
38) Trichloroethene	10.86	130	17172	0.55	ppb		95
39) 1,2-dichloropropane	10.99	63	10854	0.50	ppb		89
40) Bromodichloromethane	11.38	83	29806	0.51	ppb		79
41) cis-1,3-dichloropropene	12.26	75	9179	0.50	ppb		86
42) trans-1,3-dichloropropene	13.05	75	8230	0.45	ppb	#	57
43) 1,1,2-trichloroethane	13.35	97	14346	0.50	ppb		93
45) Toluene	13.07	92	15899	0.47	ppb		87
46) Methyl Isobutyl Ketone	12.36	43	9653	0.46	ppb	#	64
47) Dibromochloromethane	14.01	129	33903	0.53	ppb		89
48) Methyl Butyl Ketone	13.72	43	6736m	0.66	ppb		

(#) = qualifier out of range (m) = manual integration

Quantitation Report (QT Reviewed)

Data File : C:\MSDCHEM\1\DATA\BG011813.D Vial: 13
Acq On : 18 Jan 2011 7:56 pm Operator: LL
Sample : B1UG_0.50 Inst : MSD #2
Misc : 1ugm3 & 0.25TCE,CT, VNCL INIT CAL Multiplr: 1.00
MS Integration Params: RTEINT.P
Quant Time: Jan 19 10:49:37 2011 Quant Results File: B118_1UG.RES

Quant Method : C:\MSDCHEM\1\METHODS\B118_1UG.M (RTE Integrator)
Title : TO-15 VOA Standards for 5 point calibration
Last Update : Wed Jan 19 10:22:13 2011
Response via : Continuing Cal File: C:\MSDCHEM\1\DATA\BG011808.D
DataAcq Meth : B118_1UG

	Compound	R.T.	QIon	Response	Conc	Unit		Qvalue
49)	1,2-dibromoethane	14.25	107	17982	0.48	ppb		93
50)	Tetrachloroethylene	14.08	164	18329	0.47	ppb	#	74
51)	Chlorobenzene	15.02	112	25314	0.50	ppb		88
52)	Ethylbenzene	15.28	91	24511	0.48	ppb		77
53)	m&p-xylene	15.47	91	41661	0.82	ppb		80
54)	Styrene	15.87	104	12553m	0.42	ppb		
55)	Bromoform	15.96	173	33520	0.48	ppb		96
56)	o-xylene	15.90	91	21298	0.39	ppb		84
58)	1,1,2,2-tetrachloroethane	16.32	83	19233	0.46	ppb		92
59)	4-ethyltoluene	17.07	105	22768	0.37	ppb		89
60)	1,3,5-trimethylbenzene	17.13	105	19864	0.39	ppb		80
61)	1,2,4-trimethylbenzene	17.53	105	13522	0.44	ppb		90
62)	1,3-dichlorobenzene	17.79	146	16865	0.44	ppb		87
63)	benzyl chloride	17.85	91	20492	0.49	ppb		72
64)	1,4-dichlorobenzene	17.91	146	16351	0.42	ppb		85
65)	1,2-dichlorobenzene	18.18	146	13998	0.48	ppb		92
66)	1,2,4-trichlorobenzene	19.80	180	3033	0.41	ppb	#	55
68)	Hexachloro-1,3-butadiene	20.03	225	10176	0.43	ppb	#	51

2.1.

(#) = qualifier out of range (m) = manual integration (+) = signals summed

Quantitation Report (QT Reviewed)

Data File : C:\MSDCHEM\1\DATA\BG011813.D Vial: 13
Acq On : 18 Jan 2011 7:56 pm Operator: LL
Sample : B1UG_0.50 Inst : MSD #2
Misc : 1ugm3 & 0.25TCE,CT, VNCL INIT CAL Multiplr: 1.00
MS Integration Params: RTEINT.P
Quant Time: Jan 19 10:52 2011 Quant Results File: B118_1UG.RES

Method : C:\MSDCHEM\1\METHODS\B118_1UG.M (RTE Integrator)
Title : TO-15 VOA Standards for 5 point calibration
Last Update : Tue Feb 01 16:05:43 2011
Response via : Continuing Cal File: C:\MSDCHEM\1\DATA\BG011808.D

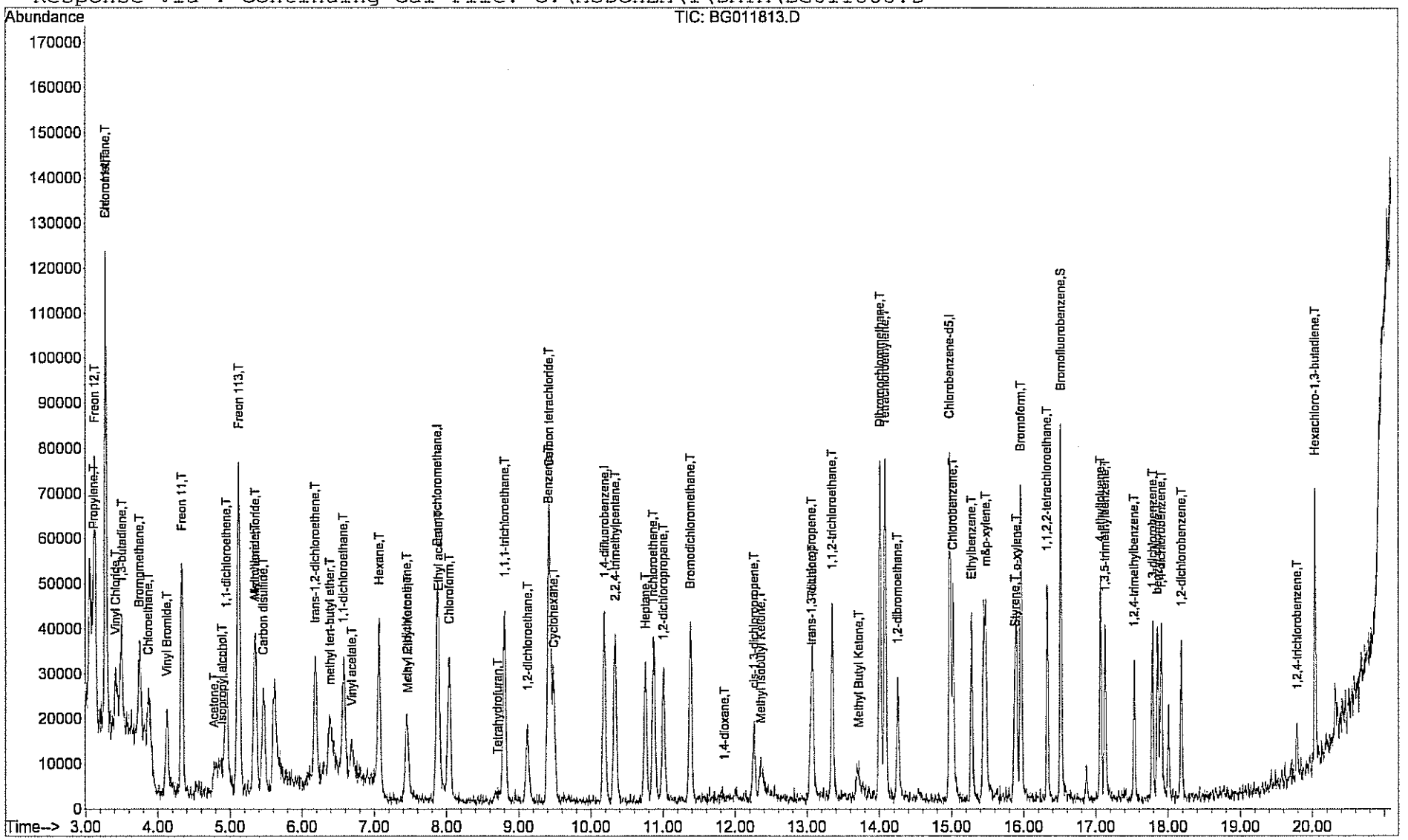

Quantitation Report (QT Reviewed)

Data File : C:\MSDCHEM\1\DATA\BG011814.D Vial: 14
Acq On : 18 Jan 2011 8:28 pm Operator: LL
Sample : B1UG_0.30 Inst : MSD #2
Misc : 1ugm3 & 0.25TCE,CT, VNCL INIT CAL Multiplr: 1.00
MS Integration Params: RTEINT.P
Quant Time: Jan 19 10:53:08 2011 Quant Results File: B118_1UG.RES

Quant Method : C:\MSDCHEM\1\METHODS\B118_1UG.M (RTE Integrator)
Title : TO-15 VOA Standards for 5 point calibration
Last Update : Wed Jan 19 10:22:13 2011
Response via : Continuing Cal File: C:\MSDCHEM\1\DATA\BG011808.D
DataAcq Meth : B118_1UG

Internal Standards	R.T.	QIon	Response	Conc	Units		Dev(Min)
1) Bromochloromethane	7.88	128	17517	1.00	ppb		0.01
30) 1,4-difluorobenzene	10.18	114	39225	1.00	ppb		0.00
44) Chlorobenzene-d5	14.98	117	42713	1.00	ppb		0.00
System Monitoring Compounds							
57) Bromofluorobenzene	16.51	95	20755	0.84	ppb		0.00
Spiked Amount 1.000	Range 70 - 130		Recovery = 84.00%				
Target Compounds							Qvalue
2) Propylene	3.09	41	7210	0.41	ppb	#	63
3) Freon 12	3.12	85	34652	0.36	ppb		98
4) Chloromethane	3.27	50	13049	0.38	ppb		90
5) Freon 114	3.28	85	30328	0.35	ppb		83
6) Vinyl Chloride	3.42	62	8618	0.38	ppb		83
7) 1,3-butadiene	3.49	39	5713	0.34	ppb	#	56
8) Bromomethane	3.74	94	9712	0.41	ppb		94
9) Chloroethane	3.87	64	3750	0.29	ppb		79
10) Vinyl Bromide	4.12	106	7983	0.30	ppb		84
11) Freon 11	4.33	101	34296	0.37	ppb		99
12) Acetone	4.82	58	4055m	0.36	ppb		
13) Isopropyl alcohol	4.90	45	7509m	0.39	ppb		
14) 1,1-dichloroethene	4.94	96	8707	0.35	ppb	#	81
15) Freon 113	5.12	101	24508	0.40	ppb	#	82
16) Methylene chloride	5.36	84	9430	0.39	ppb		89
17) Allyl chloride	5.33	41	7502	0.31	ppb	#	42
18) Carbon disulfide	5.46	76	30960	0.37	ppb		99
19) trans-1,2-dichloroethene	6.17	61	11893	0.33	ppb	#	67
20) methyl tert-butyl ether	6.41	73	14797m	0.35	ppb		
21) 1,1-dichloroethane	6.58	63	18704	0.37	ppb		91
22) Vinyl acetate	6.69	43	9771m	0.29	ppb		
23) Methyl Ethyl Ketone	7.51	43	6331m	0.37	ppb		
24) cis-1,2-dichloroethene	7.46	61	7088m	0.32	ppb		
25) Hexane	7.06	41	10422	0.38	ppb		83
26) Ethyl acetate	7.93	43	8164m	0.39	ppb		
27) Chloroform	8.04	83	20189	0.38	ppb		89
28) Tetrahydrofuran	8.89	42	2224m	0.35	ppb		
29) 1,2-dichloroethane	9.12	62	11109	0.33	ppb		96
31) 1,1,1-trichloroethane	8.79	97	21594	0.36	ppb		90
32) Cyclohexane	9.48	56	5359	0.28	ppb	#	37
33) Carbon tetrachloride	9.42	117	25631	0.35	ppb		91
34) Benzene	9.41	78	16780	0.34	ppb		97
35) 1,4-dioxane	12.08	88	661m	0.20	ppb		
36) 2,2,4-trimethylpentane	10.33	57	17199	0.27	ppb		74
37) Heptane	10.75	43	5576	0.27	ppb	#	40
38) Trichloroethene	10.85	130	10708	0.38	ppb		91
39) 1,2-dichloropropane	11.01	63	7181	0.36	ppb		81
40) Bromodichloromethane	11.38	83	19355	0.36	ppb		76
41) cis-1,3-dichloropropene	12.25	75	5889	0.35	ppb		95
42) trans-1,3-dichloropropene	13.05	75	4277m	0.25	ppb		
43) 1,1,2-trichloroethane	13.36	97	8536	0.33	ppb		81
45) Toluene	13.07	92	9131	0.30	ppb		94
46) Methyl Isobutyl Ketone	12.37	43	4261	0.23	ppb	#	54
47) Dibromochloromethane	14.02	129	21265	0.37	ppb		93
48) Methyl Butyl Ketone	13.72	43	3578m	0.39	ppb		

(#) = qualifier out of range (m) = manual integration

Quantitation Report (QT Reviewed)

Data File : C:\MSDCHEM\1\DATA\BG011814.D Vial: 14
Acq On : 18 Jan 2011 8:28 pm Operator: LL
Sample : B1UG_0.30 Inst : MSD #2
Misc : 1ugm3 & 0.25TCE,CT, VNCL INIT CAL Multiplr: 1.00
MS Integration Params: RTEINT.P
Quant Time: Jan 19 10:53:08 2011 Quant Results File: B118_1UG.RES

Quant Method : C:\MSDCHEM\1\METHODS\B118_1UG.M (RTE Integrator)
Title : TO-15 VOA Standards for 5 point calibration
Last Update : Wed Jan 19 10:22:13 2011
Response via : Continuing Cal File: C:\MSDCHEM\1\DATA\BG011808.D
DataAcq Meth : B118_1UG

	Compound	R.T.	QIon	Response	Conc	Unit		Qvalue
49)	1,2-dibromoethane	14.25	107	9801	0.30	ppb		94
50)	Tetrachloroethylene	14.08	164	11811	0.34	ppb		87
51)	Chlorobenzene	15.03	112	13261	0.29	ppb		92
52)	Ethylbenzene	15.28	91	11172	0.24	ppb	#	49
53)	m&p-xylene	15.44	91	21208	0.47	ppb		79
54)	Styrene	15.88	104	7156	0.27	ppb		95
55)	Bromoform	15.96	173	17947	0.29	ppb		93
56)	o-xylene	15.89	91	10775	0.22	ppb		73
58)	1,1,2,2-tetrachloroethane	16.33	83	12744	0.34	ppb		95
59)	4-ethyltoluene	17.06	105	12746	0.23	ppb		82
60)	1,3,5-trimethylbenzene	17.13	105	10570	0.23	ppb		74
61)	1,2,4-trimethylbenzene	17.54	105	8081	0.29	ppb		96
62)	1,3-dichlorobenzene	17.78	146	8872	0.26	ppb		95
63)	benzyl chloride	17.85	91	11705	0.31	ppb		68
64)	1,4-dichlorobenzene	17.90	146	9362	0.27	ppb		95
65)	1,2-dichlorobenzene	18.18	146	8287	0.32	ppb		83
66)	1,2,4-trichlorobenzene	19.79	180	2269m	0.34	ppb		
68)	Hexachloro-1,3-butadiene	20.04	225	4959m	0.24	ppb		

(#) = qualifier out of range (m) = manual integration (+) = signals summed

Quantitation Report (QT Reviewed)

Data File : C:\MSDCHEM\1\DATA\BG011814.D Vial: 14
Acq On : 18 Jan 2011 8:28 pm Operator: LL
Sample : B1UG_0.30 Inst : MSD #2
Misc : 1ugm3 & 0.25TCE,CT, VNCL INIT CAL Multiplr: 1.00
MS Integration Params: RTEINT.P
Quant Time: Jan 19 10:57 2011 Quant Results File: B118_1UG.RES

Method : C:\MSDCHEM\1\METHODS\B118_1UG.M (RTE Integrator)
Title : TO-15 VOA Standards for 5 point calibration
Last Update : Tue Feb 01 16:05:43 2011
Response via : Continuing Cal File: C:\MSDCHEM\1\DATA\BG011808.D

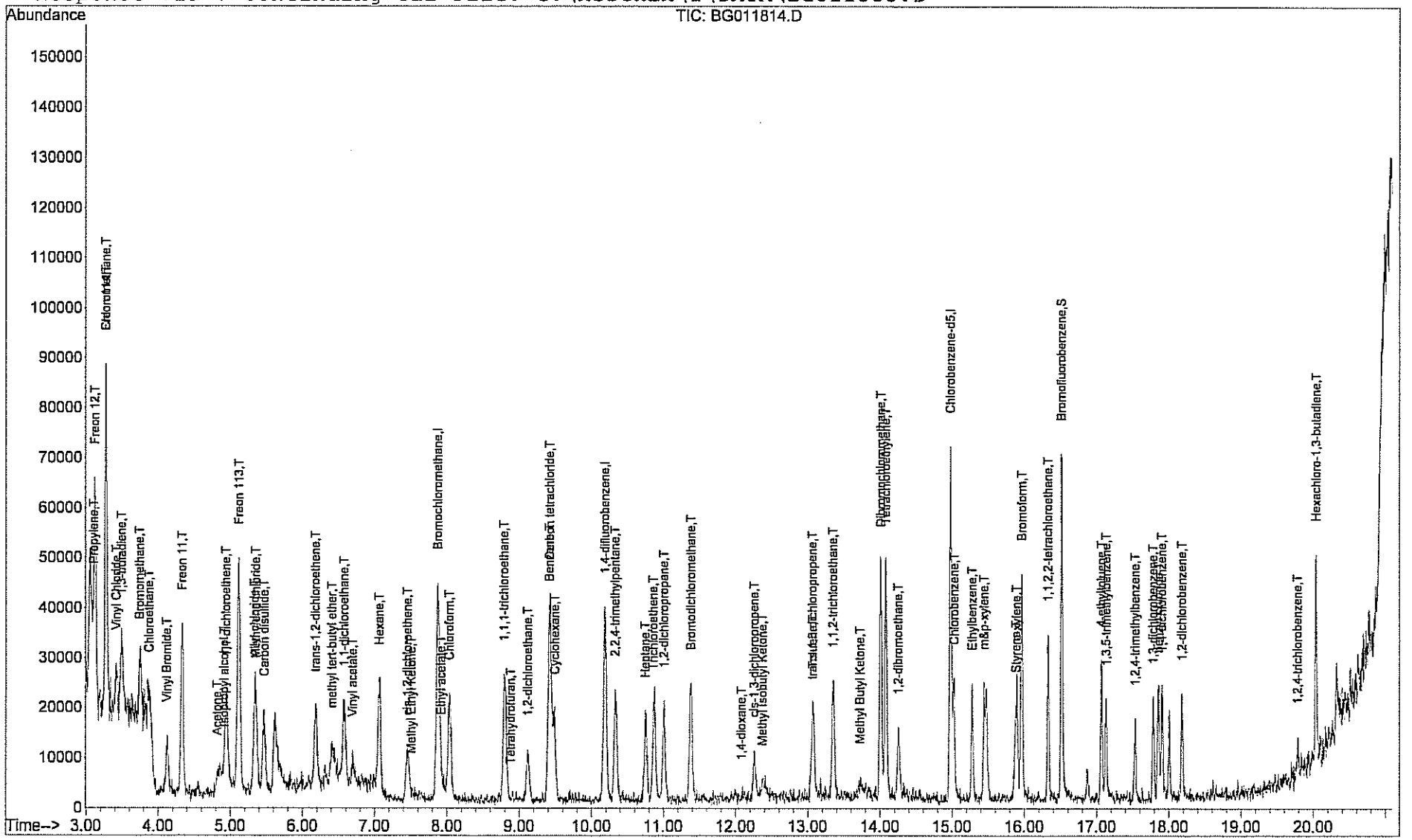

Quantitation Report (QT Reviewed)

Data File : C:\MSDCHEM\1\DATA\BG011815.D Vial: 15
Acq On : 18 Jan 2011 9:00 pm Operator: LL
Sample : B1UG_0.15 Inst : MSD #2
Misc : 1ugm3 & 0.25TCE,CT, VNCL INIT CAL Multiplr: 1.00
MS Integration Params: RTEINT.P
Quant Time: Jan 19 10:59:38 2011 Quant Results File: B118_1UG.RES

Quant Method : C:\MSDCHEM\1\METHODS\B118_1UG.M (RTE Integrator)
Title : TO-15 VOA Standards for 5 point calibration
Last Update : Wed Jan 19 10:22:13 2011
Response via : Continuing Cal File: C:\MSDCHEM\1\DATA\BG011808.D
DataAcq Meth : B118_1UG

Internal Standards	R.T.	QIon	Response	Conc	Units		Dev(Min)
1) Bromochloromethane	7.88	128	17141	1.00	ppb		0.00
30) 1,4-difluorobenzene	10.20	114	37207	1.00	ppb		0.01
44) Chlorobenzene-d5	14.97	117	40007	1.00	ppb		0.00
System Monitoring Compounds							
57) Bromofluorobenzene	16.51	95	20113	0.87	ppb		0.00
Spiked Amount 1.000	Range 70 - 130		Recovery = 87.00%				
Target Compounds							Qvalue
2) Propylene	3.09	41	5272m	0.31	ppb		
3) Freon 12	3.12	85	19312	0.20	ppb		91
4) Chloromethane	3.26	50	7475	0.22	ppb		83
5) Freon 114	3.27	85	17855	0.21	ppb		86
6) Vinyl Chloride	3.42	62	4641	0.21	ppb		82
7) 1,3-butadiene	3.49	39	4065	0.25	ppb		99
8) Bromomethane	3.74	94	5331m	0.23	ppb		
9) Chloroethane	3.87	64	2806	0.22	ppb	#	60
10) Vinyl Bromide	4.12	106	4623	0.18	ppb		97
11) Freon 11	4.33	101	19072	0.21	ppb		96
12) Acetone	4.85	58	2710m	0.24	ppb		
13) Isopropyl alcohol	4.94	45	4900m	0.26	ppb		
14) 1,1-dichloroethene	4.94	96	4423	0.18	ppb		94
15) Freon 113	5.12	101	13830	0.23	ppb		92
16) Methylene chloride	5.35	84	5619	0.24	ppb		94
17) Allyl chloride	5.33	41	4275	0.18	ppb	#	65
18) Carbon disulfide	5.47	76	20360	0.25	ppb		93
19) trans-1,2-dichloroethene	6.19	61	8018m	0.22	ppb		
20) methyl tert-butyl ether	6.46	73	8066m	0.20	ppb		
21) 1,1-dichloroethane	6.58	63	9740	0.20	ppb		100
22) Vinyl acetate	6.71	43	5967	0.18	ppb		81
24) cis-1,2-dichloroethene	7.46	61	4689m	0.21	ppb		
25) Hexane	7.06	41	6510m	0.24	ppb		
26) Ethyl acetate	7.95	43	4253m	0.21	ppb		
27) Chloroform	8.04	83	10373	0.20	ppb		82
28) Tetrahydrofuran	8.86	42	860m	0.14	ppb		
29) 1,2-dichloroethane	9.12	62	6262	0.19	ppb		66
31) 1,1,1-trichloroethane	8.80	97	12715	0.23	ppb		90
32) Cyclohexane	9.47	56	3094	0.17	ppb	#	82
33) Carbon tetrachloride	9.41	117	14642	0.21	ppb		87
34) Benzene	9.41	78	9783m	0.21	ppb		
36) 2,2,4-trimethylpentane	10.34	57	9228	0.15	ppb		85
37) Heptane	10.76	43	3093m	0.16	ppb		
38) Trichloroethene	10.85	130	4908m	0.18	ppb		
39) 1,2-dichloropropane	11.01	63	3555m	0.19	ppb		
40) Bromodichloromethane	11.38	83	11075	0.22	ppb		98
41) cis-1,3-dichloropropene	12.28	75	2903	0.18	ppb		68
42) trans-1,3-dichloropropene	13.05	75	3846m	0.24	ppb		
43) 1,1,2-trichloroethane	13.36	97	5514m	0.22	ppb		
45) Toluene	13.08	92	4301	0.15	ppb	#	69
46) Methyl Isobutyl Ketone	12.46	43	2824m	0.16	ppb		
47) Dibromochloromethane	14.02	129	9190m	0.17	ppb		
48) Methyl Butyl Ketone	13.72	43	2080m	0.24	ppb		
49) 1,2-dibromoethane	14.26	107	5160	0.17	ppb		95
50) Tetrachloroethylene	14.08	164	5788m	0.18	ppb		

(#) = qualifier out of range (m) = manual integration

Quantitation Report (QT Reviewed)

Data File : C:\MSDCHEM\1\DATA\BG011815.D Vial: 15
Acq On : 18 Jan 2011 9:00 pm Operator: LL
Sample : B1UG_0.15 Inst : MSD #2
Misc : 1ugm3 & 0.25TCE,CT, VNCL INIT CAL Multiplr: 1.00
MS Integration Params: RTEINT.P
Quant Time: Jan 19 10:59:38 2011 Quant Results File: B118_1UG.RES

Quant Method : C:\MSDCHEM\1\METHODS\B118_1UG.M (RTE Integrator)
Title : TO-15 VOA Standards for 5 point calibration
Last Update : Wed Jan 19 10:22:13 2011
Response via : Continuing Cal File: C:\MSDCHEM\1\DATA\BG011808.D
DataAcq Meth : B118_1UG

	Compound	R.T.	QIon	Response	Conc	Unit		Qvalue
51)	Chlorobenzene	15.02	112	7623	0.18	ppb		89
52)	Ethylbenzene	15.28	91	7367	0.17	ppb		89
53)	m&p-xylene	15.47	91	11016	0.26	ppb		75
54)	Styrene	15.87	104	4961	0.20	ppb		80
55)	Bromoform	15.96	173	10489	0.18	ppb		84
56)	o-xylene	15.90	91	5717	0.13	ppb		89
58)	1,1,2,2-tetrachloroethane	16.33	83	6368	0.18	ppb		94
59)	4-ethyltoluene	17.06	105	7332	0.14	ppb		80
60)	1,3,5-trimethylbenzene	17.12	105	5939	0.14	ppb		67
61)	1,2,4-trimethylbenzene	17.53	105	3853	0.15	ppb		77
62)	1,3-dichlorobenzene	17.77	146	4057	0.13	ppb		85
63)	benzyl chloride	17.86	91	8129	0.23	ppb		72
64)	1,4-dichlorobenzene	17.90	146	5156	0.16	ppb		91
65)	1,2-dichlorobenzene	18.19	146	3574	0.15	ppb	#	74
66)	1,2,4-trichlorobenzene	19.80	180	1217	0.20	ppb	#	26
68)	Hexachloro-1,3-butadiene	20.03	225	3811	0.20	ppb		83

(#) = qualifier out of range (m) = manual integration (+) = signals summed

Quantitation Report (QT Reviewed)

Data File : C:\MSDCHEM\1\DATA\BG011815.D Vial: 15
Acq On : 18 Jan 2011 9:00 pm Operator: LL
Sample : B1UG_0.15 Inst : MSD #2
Misc : 1ugm3 & 0.25TCE,CT, VNCL INIT CAL Multiplr: 1.00
MS Integration Params: RTEINT.P
Quant Time: Jan 19 11:21 2011 Quant Results File: B118_1UG.RES

Method : C:\MSDCHEM\1\METHODS\B118_1UG.M (RTE Integrator)
Title : TO-15 VOA Standards for 5 point calibration
Last Update : Tue Feb 01 16:05:43 2011
Response via : Continuing Cal File: C:\MSDCHEM\1\DATA\BG011808.D

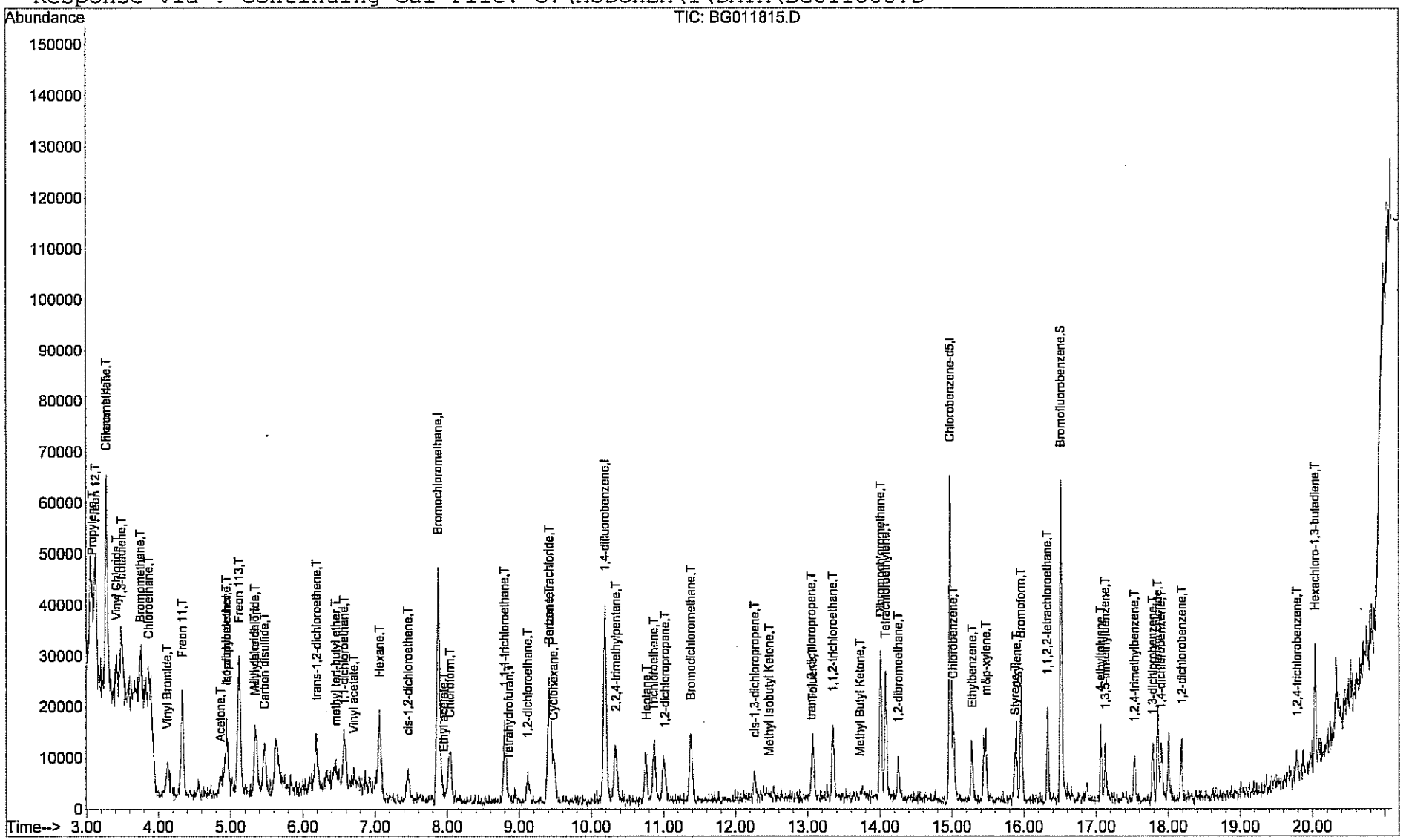

GC/MS VOLATILES-WHOLE AIR

METHOD TO-15

CALIBRATION VERIFICATION

Evaluate Continuing Calibration Report

Data File : C:\MSDCHEM\1\DATA\BG012605.D Vial: 5
Acq On : 26 Jan 2011 12:53 pm Operator: LL
Sample : B1UG_1.0 Inst : MSD #2
Misc : 1ugm3 & 0.25TCE,CT,VNCL STD Multiplr: 1.00
MS Integration Params: RTEINT.P

Method : C:\MSDCHEM\1\METHODS\B118_1UG.M (RTE Integrator)
Title : TO-15 VOA Standards for 5 point calibration
Last Update : Tue Feb 01 16:05:43 2011
Response via : Multiple Level Calibration

Min. RRF : 0.000 Min. Rel. Area : 50% Max. R.T. Dev 0.33min
Max. RRF Dev : 30% Max. Rel. Area : 150%

		Compound	AvgRF	CCRF	%Dev	Area%	Dev(min)
1	I	Bromochloromethane	1.000	1.000	0.0	84	0.00
2	T	Propylene	1.223	0.935	23.5	78	0.00
3	T	Freon 12	6.092	5.262	13.6	80	0.00
4	T	Chloromethane	2.208	1.862	15.7	79	0.00
5	T	Freon 114	5.472	5.045	7.8	85	0.00
6	T	Vinyl Chloride	1.509	1.419	6.0	91	0.00
7	T	1,3-butadiene	1.039	0.868	16.5	76	0.00
8	T	Bromomethane	1.583	1.500	5.2	92	0.00
9	T	Chloroethane	0.785	0.695	11.5	80	0.00
10	T	Vinyl Bromide	1.507	1.473	2.3	82	0.00
11	T	Freon 11	5.860	5.676	3.1	90	-0.01
12	T	Acetone	0.670	0.513	23.4	66	-0.02
13	T	Isopropyl alcohol	1.218	1.175	3.5	91	-0.05
14	T	1,1-dichloroethene	1.503	1.515	-0.8	90	0.00
15	T	Freon 113	3.970	3.747	5.6	91	0.00
16	T	Methylene chloride	1.536	1.420	7.6	86	-0.02
17	T	Allyl chloride	1.439	1.507	-4.7	91	0.00
18	T	Carbon disulfide	5.086	4.613	9.3	81	0.00
19	T	trans-1,2-dichloroethene	2.274	2.010	11.6	81	0.00
20	T	methyl tert-butyl ether	2.654	2.856	-7.6	101	0.01
21	T	1,1-dichloroethane	3.121	2.881	7.7	84	-0.01
22	T	Vinyl acetate	1.875	2.095	-11.7	92	0.00
23	T	Methyl Ethyl Ketone	1.042	1.221	-17.2	104	0.02
24	T	cis-1,2-dichloroethene	1.394	1.311	6.0	86	-0.01
25	T	Hexane	1.805	1.706	5.5	92	0.00
26	T	Ethyl acetate	1.368	1.447	-5.8	102	0.00
27	T	Chloroform	3.382	3.155	6.7	87	0.00
28	T	Tetrahydrofuran	0.391	0.482	-23.3	111	0.00
29	T	1,2-dichloroethane	2.071	2.015	2.7	88	-0.03
30	I	1,4-difluorobenzene	1.000	1.000	0.0	103	0.00
31	T	1,1,1-trichloroethane	1.691	1.348	20.3	92	0.00
32	T	Cyclohexane	0.506	0.416	17.8	87	0.00
33	T	Carbon tetrachloride	2.118	1.626	23.2	89	0.00
34	T	Benzene	1.437	1.093	23.9	89	0.00
35	T	1,4-dioxane	0.079	0.093	-17.7	111	-0.09
36	T	2,2,4-trimethylpentane	1.626	1.410	13.3	90	0.00
37	T	Heptane	0.530	0.436	17.7	85	0.00
38	T	Trichloroethene	0.864	0.655	24.2	94	0.00
39	T	1,2-dichloropropane	0.540	0.485	10.2	98	0.00
40	T	Bromodichloromethane	1.475	1.167	20.9	88	-0.01
41	T	cis-1,3-dichloropropene	0.455	0.413	9.2	101	0.00
42	T	trans-1,3-dichloropropene	0.444	0.385	13.3	93	0.01
43	T	1,1,2-trichloroethane	0.693	0.559	19.3	86	0.00
44	I	Chlorobenzene-d5	1.000	1.000	0.0	85	0.00
45	T	Toluene	0.735	0.809	-10.1	97	0.00
46	T	Methyl Isobutyl Ketone	0.477	0.574	-20.3	112	0.00
47	T	Dibromochloromethane	1.443	1.511	-4.7	97	0.01
48	T	Methyl Butyl Ketone	0.293	0.379	-29.4	152#	0.00
49	T	1,2-dibromoethane	0.775	0.842	-8.6	93	0.00
50	T	Tetrachloroethylene	0.850	0.864	-1.6	91	0.00
51	T	Chlorobenzene	1.120	1.205	-7.6	97	0.00

(#) = Out of Range

Evaluate Continuing Calibration Report

Data File : C:\MSDCHEM\1\DATA\BG012605.D Vial: 5
Acq On : 26 Jan 2011 12:53 pm Operator: LL
Sample : B1UG_1.0 Inst : MSD #2
Misc : 1ugm3 & 0.25TCE,CT,VNCL STD Multiplr: 1.00
MS Integration Params: RTEINT.P

Method : C:\MSDCHEM\1\METHODS\B118_1UG.M (RTE Integrator)
Title : TO-15 VOA Standards for 5 point calibration
Last Update : Tue Feb 01 16:05:43 2011
Response via : Multiple Level Calibration

Min. RRF : 0.000 Min. Rel. Area : 50% Max. R.T. Dev 0.33min
Max. RRF Dev : 30% Max. Rel. Area : 150%

		Compound	AvgRF	CCRF	%Dev	Area%	Dev(min)
52	T	Ethylbenzene	1.156	1.261	-9.1	101	0.00
53	T	m&p-xylene	1.076	1.231	-14.4	99	0.00
54	T	Styrene	0.660	0.723	-9.5	98	0.00
55	T	Bromoform	1.512	1.582	-4.6	93	0.00
56	T	o-xylene	1.135	1.327	-16.9	100	0.00
57	S	Bromofluorobenzene	0.535	0.515	3.7	76	0.00
58	T	1,1,2,2-tetrachloroethane	0.889	0.930	-4.6	92	0.00
59	T	4-ethyltoluene	1.251	1.365	-9.1	91	0.00
60	T	1,3,5-trimethylbenzene	1.054	1.296	-23.0	104	0.00
61	T	1,2,4-trimethylbenzene	0.687	0.844	-22.9	112	0.00
62	T	1,3-dichlorobenzene	0.758	0.930	-22.7	101	0.01
63	T	benzyl chloride	0.974	0.986	-1.2	96	0.00
64	T	1,4-dichlorobenzene	0.814	1.012	-24.3	107	0.00
65	T	1,2-dichlorobenzene	0.628	0.765	-21.8	107	0.00
66	T	1,2,4-trichlorobenzene	0.141	0.204	-44.7#	112	0.00
67	T	Naphthalene	0.000	0.015	0.0	0#	0.00
68	T	Hexachloro-1,3-butadiene	0.466	0.530	-13.7	93	0.00

Quantitation Report (QT Reviewed)

Data File : C:\MSDCHEM\1\DATA\BG012605.D Vial: 5
Acq On : 26 Jan 2011 12:53 pm Operator: LL
Sample : B1UG_1.0 Inst : MSD #2
Misc : 1ugm3 & 0.25TCE,CT,VNCL STD Multiplr: 1.00
MS Integration Params: RTEINT.P
Quant Time: Feb 24 12:39:15 2011 Quant Results File: B118_1UG.RES

Quant Method : C:\MSDCHEM\1\METHODS\B118_1UG.M (RTE Integrator)
Title : TO-15 VOA Standards for 5 point calibration
Last Update : Tue Feb 01 16:05:43 2011
Response via : Initial Calibration
DataAcq Meth : B118_1UG

Internal Standards	R.T.	QIon	Response	Conc	Units		Dev(Min)
1) Bromochloromethane	7.88	128	17156	1.00	ppb		0.00
30) 1,4-difluorobenzene	10.19	114	47090	1.00	ppb		0.00
44) Chlorobenzene-d5	14.97	117	42212	1.00	ppb		0.00
System Monitoring Compounds							
57) Bromofluorobenzene	16.51	95	21744	0.96	ppb		0.00
Spiked Amount 1.000	Range 70 - 130		Recovery = 96.00%				
Target Compounds							Qvalue
2) Propylene	3.09	41	16036	0.76	ppb	#	52
3) Freon 12	3.13	85	90278	0.86	ppb		98
4) Chloromethane	3.27	50	31951	0.84	ppb		77
5) Freon 114	3.27	85	86556	0.92	ppb		89
6) Vinyl Chloride	3.41	62	24344	0.94	ppb		92
7) 1,3-butadiene	3.49	39	14895	0.84	ppb		85
8) Bromomethane	3.75	94	25742	0.95	ppb		95
9) Chloroethane	3.87	64	11930	0.89	ppb		100
10) Vinyl Bromide	4.12	106	25268	0.98	ppb		96
11) Freon 11	4.32	101	97380	0.97	ppb		94
12) Acetone	4.75	58	8801m	0.77	ppb		
13) Isopropyl alcohol	4.84	45	20164	0.96	ppb	#	49
14) 1,1-dichloroethene	4.95	96	25994	1.01	ppb		93
15) Freon 113	5.12	101	64283	0.94	ppb		87
16) Methylene chloride	5.34	84	24361	0.92	ppb		84
17) Allyl chloride	5.34	41	25853	1.05	ppb		94
18) Carbon disulfide	5.47	76	79144m	0.91	ppb		
19) trans-1,2-dichloroethene	6.19	61	34492	0.88	ppb		80
20) methyl tert-butyl ether	6.37	73	48995	1.08	ppb		88
21) 1,1-dichloroethane	6.57	63	49430	0.92	ppb		90
22) Vinyl acetate	6.67	43	35948	1.12	ppb		87
23) Methyl Ethyl Ketone	7.39	43	20940m	1.17	ppb		
24) cis-1,2-dichloroethene	7.45	61	22483	0.94	ppb	#	77
25) Hexane	7.06	41	29261	0.94	ppb	#	76
26) Ethyl acetate	7.86	43	24824	1.06	ppb		86
27) Chloroform	8.04	83	54135	0.93	ppb		92
28) Tetrahydrofuran	8.62	42	8273m	1.23	ppb		
29) 1,2-dichloroethane	9.11	62	34577	0.97	ppb		91
31) 1,1,1-trichloroethane	8.80	97	63462	0.80	ppb		86
32) Cyclohexane	9.49	56	19593	0.82	ppb		75
33) Carbon tetrachloride	9.43	117	76558	0.77	ppb		86
34) Benzene	9.40	78	51451m	0.76	ppb		
35) 1,4-dioxane	11.72	88	4380m	1.17	ppb		
36) 2,2,4-trimethylpentane	10.34	57	66399	0.87	ppb		89
37) Heptane	10.75	43	20529	0.82	ppb		97
38) Trichloroethene	10.87	130	30834	0.76	ppb		79
39) 1,2-dichloropropane	11.01	63	22837	0.90	ppb		90
40) Bromodichloromethane	11.37	83	54956	0.79	ppb		99
41) cis-1,3-dichloropropene	12.26	75	19450	0.91	ppb		98
42) trans-1,3-dichloropropene	13.05	75	18148	0.87	ppb	#	45
43) 1,1,2-trichloroethane	13.35	97	26346	0.81	ppb	#	58
45) Toluene	13.07	92	34131	1.10	ppb		86
46) Methyl Isobutyl Ketone	12.32	43	24246m	1.20	ppb		
47) Dibromochloromethane	14.02	129	63777m	1.05	ppb		
48) Methyl Butyl Ketone	13.68	43	16013m	1.29	ppb		

(#) = qualifier out of range (m) = manual integration

Quantitation Report (QT Reviewed)

Data File : C:\MSDCHEM\1\DATA\BG012605.D Vial: 5
Acq On : 26 Jan 2011 12:53 pm Operator: LL
Sample : B1UG_1.0 Inst : MSD #2
Misc : 1ugm3 & 0.25TCE,CT,VNCL STD Multiplr: 1.00
MS Integration Params: RTEINT.P
Quant Time: Feb 24 12:39:15 2011 Quant Results File: B118_1UG.RES

Quant Method : C:\MSDCHEM\1\METHODS\B118_1UG.M (RTE Integrator)
Title : TO-15 VOA Standards for 5 point calibration
Last Update : Tue Feb 01 16:05:43 2011
Response via : Initial Calibration
DataAcq Meth : B118_1UG

	Compound	R.T.	QIon	Response	Conc	Unit		Qvalue
49)	1,2-dibromoethane	14.25	107	35542	1.09	ppb		91
50)	Tetrachloroethylene	14.08	164	36457	1.02	ppb		97
51)	Chlorobenzene	15.02	112	50865	1.08	ppb		90
52)	Ethylbenzene	15.28	91	53229	1.09	ppb		95
53)	m&p-xylene	15.47	91	103946	2.29	ppb		96
54)	Styrene	15.87	104	30503	1.09	ppb	#	54
55)	Bromoform	15.96	173	66772	1.05	ppb		87
56)	o-xylene	15.89	91	56025m	1.17	ppb		
58)	1,1,2,2-tetrachloroethane	16.32	83	39257	1.05	ppb		99
59)	4-ethyltoluene	17.07	105	57632	1.09	ppb		82
60)	1,3,5-trimethylbenzene	17.12	105	54688m	1.23	ppb		
61)	1,2,4-trimethylbenzene	17.53	105	35613	1.23	ppb	#	75
62)	1,3-dichlorobenzene	17.78	146	39255	1.23	ppb		82
63)	benzyl chloride	17.85	91	41601	1.01	ppb		93
64)	1,4-dichlorobenzene	17.90	146	42702	1.24	ppb		93
65)	1,2-dichlorobenzene	18.18	146	32300	1.22	ppb		90
66)	1,2,4-trichlorobenzene	19.78	180	8604	1.45	ppb	#	77
68)	Hexachloro-1,3-butadiene	20.03	225	22361	1.14	ppb	#	75

(#) = qualifier out of range (m) = manual integration (+) = signals summed

Quantitation Report (QT Reviewed)

Data File : C:\MSDCHEM\1\DATA\BG012605.D Vial: 5
Acq On : 26 Jan 2011 12:53 pm Operator: LL
Sample : B1UG_1.0 Inst : MSD #2
Misc : 1ugm3 & 0.25TCE,CT,VNCL STD Multiplr: 1.00
MS Integration Params: RTEINT.P
Quant Time: Feb 24 12:44 2011 Quant Results File: B118_1UG.RES

Method : C:\MSDCHEM\1\METHODS\B118_1UG.M (RTE Integrator)
Title : TO-15 VOA Standards for 5 point calibration
Last Update : Tue Feb 01 16:05:43 2011
Response via : Initial Calibration

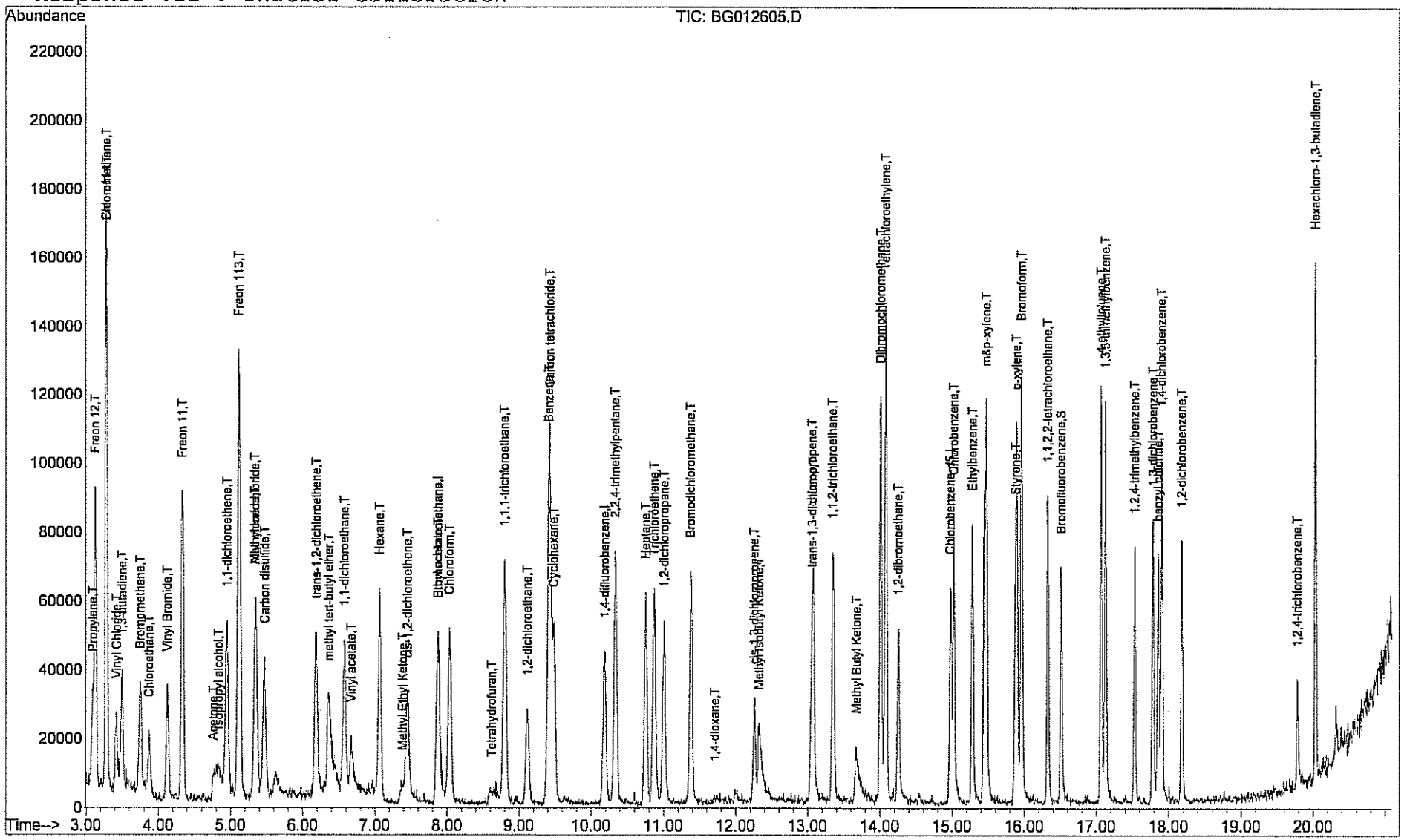

Centek laboratories, LLC

Evaluate Continuing Calibration Report

Data File : C:\MSDCHEM\1\DATA\BG012702.D Vial: 2
Acq On : 27 Jan 2011 11:30 am Operator: LL
Sample : B1UG_1.0 Inst : MSD #2
Misc : 1ugm3 & 0.25TCE,CT,VNCL STD Multiplr: 1.00
MS Integration Params: RTEINT.P

Method : C:\MSDCHEM\1\METHODS\B118_1UG.M (RTE Integrator)
Title : TO-15 VOA Standards for 5 point calibration
Last Update : Tue Feb 01 16:05:43 2011
Response via : Multiple Level Calibration

Min. RRF : 0.000 Min. Rel. Area : 50% Max. R.T. Dev 0.33min
Max. RRF Dev : 30% Max. Rel. Area : 150%

		Compound	AvgRF	CCRF	%Dev	Area%	Dev(min)
1	I	Bromochloromethane	1.000	1.000	0.0	89	-0.01
2	T	Propylene	1.223	0.950	22.3	84	0.00
3	T	Freon 12	6.092	5.126	15.9	83	0.00
4	T	Chloromethane	2.208	1.781	19.3	80	0.00
5	T	Freon 114	5.472	4.397	19.6	78	0.00
6	T	Vinyl Chloride	1.509	1.112	26.3	75	0.00
7	T	1,3-butadiene	1.039	0.750	27.8	70	0.00
8	T	Bromomethane	1.583	1.262	20.3	82	0.00
9	T	Chloroethane	0.785	0.573	27.0	70	0.00
10	T	Vinyl Bromide	1.507	1.165	22.7	68	-0.02
11	T	Freon 11	5.860	5.160	11.9	87	0.00
12	T	Acetone	0.670	0.499	25.5	68	0.09
13	T	Isopropyl alcohol	1.218	0.930	23.6	76	0.02
14	T	1,1-dichloroethene	1.503	1.359	9.6	86	-0.02
15	T	Freon 113	3.970	3.177	20.0	82	-0.01
16	T	Methylene chloride	1.536	1.092	28.9	70	0.00
17	T	Allyl chloride	1.439	1.062	26.2	68	-0.01
18	T	Carbon disulfide	5.086	4.118	19.0	77	0.00
19	T	trans-1,2-dichloroethene	2.274	1.901	16.4	81	-0.01
20	T	methyl tert-butyl ether	2.654	1.954	26.4	73	0.02
21	T	1,1-dichloroethane	3.121	2.626	15.9	81	0.00
22	T	Vinyl acetate	1.875	1.433	23.6	66	0.02
23	T	Methyl Ethyl Ketone	1.042	0.750	28.0	68	0.10
24	T	cis-1,2-dichloroethene	1.394	1.182	15.2	83	-0.02
25	T	Hexane	1.805	1.456	19.3	83	0.00
26	T	Ethyl acetate	1.368	0.986	27.9	73	0.08
27	T	Chloroform	3.382	2.844	15.9	83	-0.02
28	T	Tetrahydrofuran	0.391	0.335	14.3	82	0.15
29	T	1,2-dichloroethane	2.071	1.716	17.1	80	-0.02
30	I	1,4-difluorobenzene	1.000	1.000	0.0	108	0.00
31	T	1,1,1-trichloroethane	1.691	1.196	29.3	86	0.00
32	T	Cyclohexane	0.506	0.360	28.9	79	0.00
33	T	Carbon tetrachloride	2.118	1.499	29.2	87	0.00
34	T	Benzene	1.437	1.101	23.4	95	0.00
35	T	1,4-dioxane	0.079	0.062	21.5	78	0.02
36	T	2,2,4-trimethylpentane	1.626	1.222	24.8	82	0.00
37	T	Heptane	0.530	0.409	22.8	84	0.00
38	T	Trichloroethene	0.864	0.632	26.9	95	0.00
39	T	1,2-dichloropropane	0.540	0.399	26.1	85	-0.01
40	T	Bromodichloromethane	1.475	1.046	29.1	83	-0.01
41	T	cis-1,3-dichloropropene	0.455	0.356	21.8	91	0.00
42	T	trans-1,3-dichloropropene	0.444	0.315	29.1	80	0.00
43	T	1,1,2-trichloroethane	0.693	0.499	28.0	81	0.00
44	I	Chlorobenzene-d5	1.000	1.000	0.0	98	0.00
45	T	Toluene	0.735	0.662	9.9	91	0.00
46	T	Methyl Isobutyl Ketone	0.477	0.366	23.3	82	0.00
47	T	Dibromochloromethane	1.443	1.253	13.2	92	0.00
48	T	Methyl Butyl Ketone	0.293	0.246	16.0	113	0.01
49	T	1,2-dibromoethane	0.775	0.608	21.5	77	0.00
50	T	Tetrachloroethylene	0.850	0.733	13.8	88	0.00
51	T	Chlorobenzene	1.120	0.927	17.2	85	0.00

(#) = Out of Range

Evaluate Continuing Calibration Report

Data File : C:\MSDCHEM\1\DATA\BG012702.D Vial: 2
Acq On : 27 Jan 2011 11:30 am Operator: LL
Sample : B1UG_1.0 Inst : MSD #2
Misc : 1ugm3 & 0.25TCE,CT,VNCL STD Multiplr: 1.00
MS Integration Params: RTEINT.P

Method : C:\MSDCHEM\1\METHODS\B118_1UG.M (RTE Integrator)
Title : TO-15 VOA Standards for 5 point calibration
Last Update : Tue Feb 01 16:05:43 2011
Response via : Multiple Level Calibration

Min. RRF : 0.000 Min. Rel. Area : 50% Max. R.T. Dev 0.33min
Max. RRF Dev : 30% Max. Rel. Area : 150%

		Compound	AvgRF	CCRF	%Dev	Area%	Dev(min)
52	T	Ethylbenzene	1.156	0.918	20.6	84	0.00
53	T	m&p-xylene	1.076	0.835	22.4	77	0.00
54	T	Styrene	0.660	0.490	25.8	76	0.00
55	T	Bromoform	1.512	1.204	20.4	81	0.00
56	T	o-xylene	1.135	0.899	20.8	78	0.00
57	S	Bromofluorobenzene	0.535	0.562	-5.0	95	0.00
58	T	1,1,2,2-tetrachloroethane	0.889	0.676	24.0	76	0.00
59	T	4-ethyltoluene	1.251	1.046	16.4	80	0.00
60	T	1,3,5-trimethylbenzene	1.054	0.869	17.6	80	0.00
61	T	1,2,4-trimethylbenzene	0.687	0.575	16.3	88	0.00
62	T	1,3-dichlorobenzene	0.758	0.662	12.7	82	0.00
63	T	benzyl chloride	0.974	0.739	24.1	82	0.00
64	T	1,4-dichlorobenzene	0.814	0.756	7.1	92	0.01
65	T	1,2-dichlorobenzene	0.628	0.560	10.8	90	0.00
66	T	1,2,4-trichlorobenzene	0.141	0.166	-17.7	105	0.00
67	T	Naphthalene	0.000	0.000	0.0	0#	-19.93#
68	T	Hexachloro-1,3-butadiene	0.466	0.492	-5.6	98	0.00

(#) = Out of Range SPCC's out = 0 CCC's out = 0

Quantitation Report (QT Reviewed)

Data File : C:\MSDCHEM\1\DATA\BG012702.D Vial: 2
Acq On : 27 Jan 2011 11:30 am Operator: LL
Sample : B1UG_1.0 Inst : MSD #2
Misc : 1ugm3 & 0.25TCE,CT,VNCL STD Multiplr: 1.00
MS Integration Params: RTEINT.P
Quant Time: Jan 27 11:52:03 2011 Quant Results File: B118_1UG.RES

Quant Method : C:\MSDCHEM\1\METHODS\B118_1UG.M (RTE Integrator)
Title : TO-15 VOA Standards for 5 point calibration
Last Update : Wed Jan 26 14:01:48 2011
Response via : Initial Calibration
DataAcq Meth : B118_1UG

Internal Standards	R.T.	QIon	Response	Conc	Units		Dev(Min)
1) Bromochloromethane	7.87	128	18170	1.00	ppb		0.00
30) 1,4-difluorobenzene	10.18	114	49468	1.00	ppb		0.00
44) Chlorobenzene-d5	14.98	117	48322	1.00	ppb		0.00
System Monitoring Compounds							
57) Bromofluorobenzene	16.51	95	27171	1.05	ppb		0.00
Spiked Amount 1.000	Range 70 - 130		Recovery = 105.00%				
Target Compounds							Qvalue
2) Propylene	3.09	41	17267	0.78	ppb		67
3) Freon 12	3.12	85	93144	0.84	ppb		96
4) Chloromethane	3.27	50	32361	0.81	ppb		88
5) Freon 114	3.27	85	79898	0.80	ppb		87
6) Vinyl Chloride	3.41	62	20214	0.74	ppb		98
7) 1,3-butadiene	3.50	39	13628	0.72	ppb		96
8) Bromomethane	3.75	94	22929	0.80	ppb		92
9) Chloroethane	3.87	64	10405	0.73	ppb		89
10) Vinyl Bromide	4.11	106	21168	0.77	ppb		91
11) Freon 11	4.33	101	93750	0.88	ppb		92
12) Acetone	4.86	58	9070m	0.74	ppb		
13) Isopropyl alcohol	4.90	45	16894m	0.76	ppb		
14) 1,1-dichloroethene	4.93	96	24688	0.90	ppb		92
15) Freon 113	5.11	101	57728	0.80	ppb		83
16) Methylene chloride	5.35	84	19849m	0.71	ppb		
17) Allyl chloride	5.32	41	19302	0.74	ppb	#	64
18) Carbon disulfide	5.46	76	74825	0.81	ppb		95
19) trans-1,2-dichloroethene	6.19	61	34543	0.84	ppb		96
20) methyl tert-butyl ether	6.37	73	35504	0.74	ppb		93
21) 1,1-dichloroethane	6.58	63	47721	0.84	ppb		89
22) Vinyl acetate	6.70	43	26046	0.76	ppb		93
23) Methyl Ethyl Ketone	7.47	43	13634m	0.72	ppb		
24) cis-1,2-dichloroethene	7.44	61	21481	0.85	ppb		87
25) Hexane	7.07	41	26463	0.81	ppb	#	71
26) Ethyl acetate	7.94	43	17910m	0.72	ppb		
27) Chloroform	8.02	83	51682	0.84	ppb		94
28) Tetrahydrofuran	8.76	42	6087m	0.86	ppb		
29) 1,2-dichloroethane	9.12	62	31186	0.83	ppb		90
31) 1,1,1-trichloroethane	8.80	97	59153m	0.71	ppb		
32) Cyclohexane	9.48	56	17819m	0.71	ppb		
33) Carbon tetrachloride	9.42	117	74148	0.71	ppb		85
34) Benzene	9.40	78	54464	0.77	ppb		92
35) 1,4-dioxane	11.83	88	3072m	0.78	ppb		
36) 2,2,4-trimethylpentane	10.34	57	60458	0.75	ppb		89
37) Heptane	10.76	43	20224	0.77	ppb		93
38) Trichloroethene	10.87	130	31252	0.73	ppb		89
39) 1,2-dichloropropane	11.00	63	19757	0.74	ppb		86
40) Bromodichloromethane	11.37	83	51723	0.71	ppb		94
41) cis-1,3-dichloropropene	12.26	75	17586	0.78	ppb		90
42) trans-1,3-dichloropropene	13.04	75	15589m	0.71	ppb		
43) 1,1,2-trichloroethane	13.35	97	24684	0.72	ppb	#	67
45) Toluene	13.07	92	31981	0.90	ppb	#	82
46) Methyl Isobutyl Ketone	12.33	43	17700m	0.77	ppb		
47) Dibromochloromethane	14.01	129	60538m	0.87	ppb		
48) Methyl Butyl Ketone	13.68	43	11890m	0.84	ppb		

(#) = qualifier out of range (m) = manual integration

Quantitation Report (QT Reviewed)

Data File : C:\MSDCHEM\1\DATA\BG012702.D Vial: 2
Acq On : 27 Jan 2011 11:30 am Operator: LL
Sample : B1UG_1.0 Inst : MSD #2
Misc : 1ugm3 & 0.25TCE,CT,VNCL STD Multiplr: 1.00
MS Integration Params: RTEINT.P
Quant Time: Jan 27 11:52:03 2011 Quant Results File: B118_1UG.RES

Quant Method : C:\MSDCHEM\1\METHODS\B118_1UG.M (RTE Integrator)
Title : TO-15 VOA Standards for 5 point calibration
Last Update : Wed Jan 26 14:01:48 2011
Response via : Initial Calibration
DataAcq Meth : B118_1UG

	Compound	R.T.	QIon	Response	Conc	Unit		Qvalue
49)	1,2-dibromoethane	14.26	107	29388	0.78	ppb		88
50)	Tetrachloroethylene	14.08	164	35404	0.86	ppb		100
51)	Chlorobenzene	15.02	112	44800	0.83	ppb		84
52)	Ethylbenzene	15.28	91	44370	0.79	ppb		96
53)	m&p-xylene	15.47	91	80657	1.55	ppb		97
54)	Styrene	15.87	104	23701	0.74	ppb	#	48
55)	Bromoform	15.96	173	58188	0.80	ppb		86
56)	o-xylene	15.90	91	43426m	0.79	ppb		
58)	1,1,2,2-tetrachloroethane	16.33	83	32663	0.76	ppb		97
59)	4-ethyltoluene	17.06	105	50568m	0.84	ppb		
60)	1,3,5-trimethylbenzene	17.13	105	41997m	0.82	ppb		
61)	1,2,4-trimethylbenzene	17.53	105	27806	0.84	ppb		81
62)	1,3-dichlorobenzene	17.78	146	32012	0.87	ppb		74
63)	benzyl chloride	17.86	91	35733	0.76	ppb		87
64)	1,4-dichlorobenzene	17.91	146	36543	0.93	ppb		93
65)	1,2-dichlorobenzene	18.18	146	27077	0.89	ppb		94
66)	1,2,4-trichlorobenzene	19.78	180	8023	1.18	ppb	#	73
68)	Hexachloro-1,3-butadiene	20.03	225	23763	1.05	ppb	#	93

T.L.

(#) = qualifier out of range (m) = manual integration (+) = signals summed

Quantitation Report (QT Reviewed)

Data File : C:\MSDCHEM\1\DATA\BG012702.D Vial: 2
Acq On : 27 Jan 2011 11:30 am Operator: LL
Sample : B1UG_1.0 Inst : MSD #2
Misc : 1ugm3 & 0.25TCE,CT,VNCL STD Multiplr: 1.00
MS Integration Params: RTEINT.P
Quant Time: Feb 24 13:53 2011 Quant Results File: B118_1UG.RES

Method : C:\MSDCHEM\1\METHODS\B118_1UG.M (RTE Integrator)
Title : TO-15 VOA Standards for 5 point calibration
Last Update : Tue Feb 01 16:05:43 2011
Response via : Initial Calibration

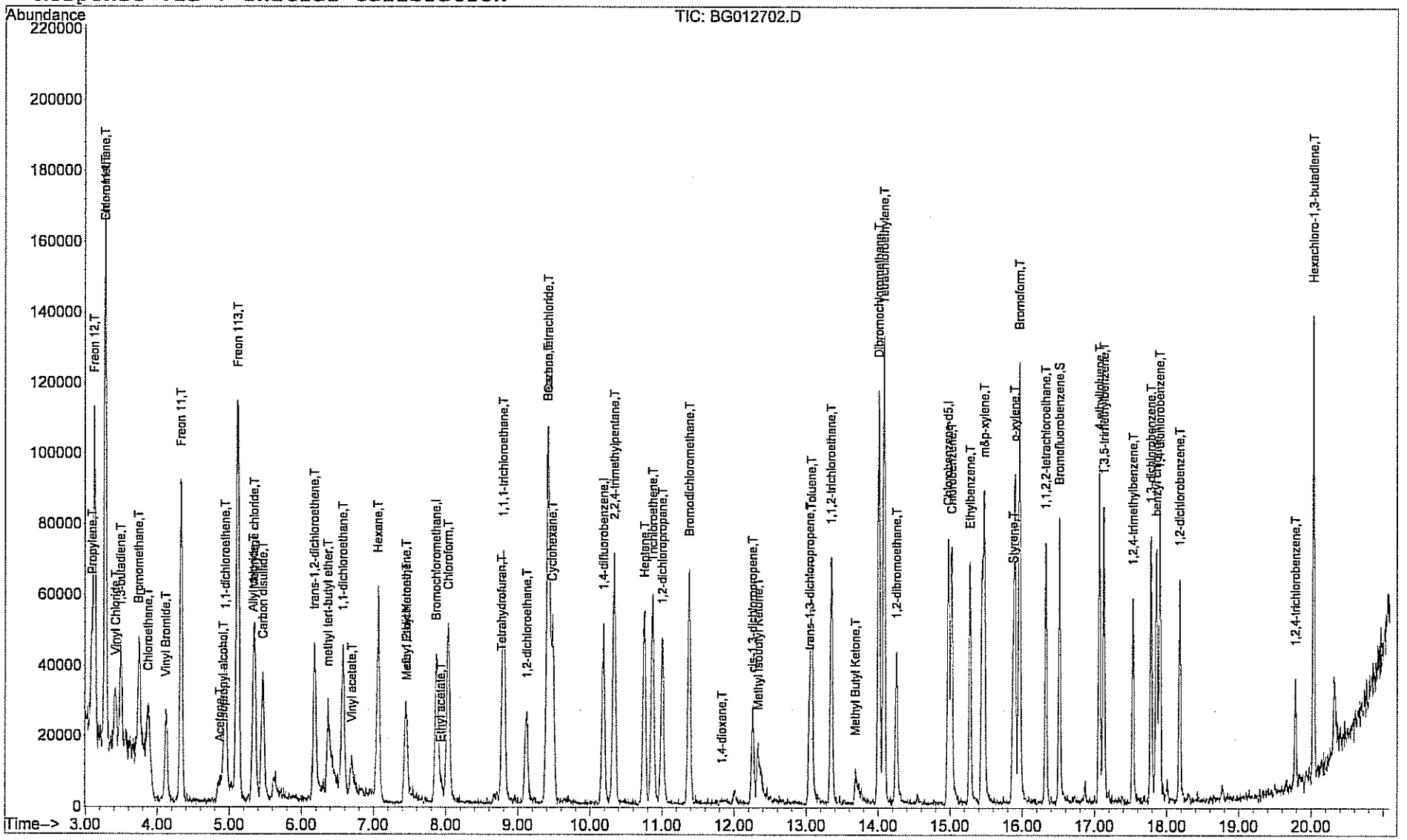

Evaluated Continuing Calibration Report

Data File : C:\MSDCHEM\1\DATA\BG012805.D Vial: 5
Acq On : 28 Jan 2011 2:04 pm Operator: LL
Sample : B1UG_1.0 Inst : MSD #2
Misc : 1ugm3 & 0.25TCE,CT,VNCL STD Multiplr: 1.00
MS Integration Params: RTEINT.P

Method : C:\MSDCHEM\1\METHODS\B118_1UG.M (RTE Integrator)
Title : TO-15 VOA Standards for 5 point calibration
Last Update : Tue Feb 01 16:05:43 2011
Response via : Multiple Level Calibration

Min. RRF : 0.000 Min. Rel. Area : 50% Max. R.T. Dev 0.33min
Max. RRF Dev : 30% Max. Rel. Area : 150%

		Compound	AvgRF	CCRF	%Dev	Area%	Dev(min)
1	I	Bromochloromethane	1.000	1.000	0.0	87	0.00
2	T	Propylene	1.223	0.700	42.8#	61	0.00
3	T	Freon 12	6.092	5.042	17.2	80	0.00
4	T	Chloromethane	2.208	1.592	27.9	71	0.00
5	T	Freon 114	5.472	4.480	18.1	78	0.00
6	T	Vinyl Chloride	1.509	1.122	25.6	75	0.00
7	T	1,3-butadiene	1.039	0.767	26.2	70	0.00
8	T	Bromomethane	1.583	1.368	13.6	87	0.00
9	T	Chloroethane	0.785	0.560	28.7	67	0.01
10	T	Vinyl Bromide	1.507	1.218	19.2	70	-0.01
11	T	Freon 11	5.860	4.962	15.3	82	-0.01
12	T	Acetone	0.670	0.475	29.1	64	0.08
13	T	Isopropyl alcohol	1.218	0.863	29.1	69	0.01
14	T	1,1-dichloroethene	1.503	1.204	19.9	75	0.00
15	T	Freon 113	3.970	3.115	21.5	79	0.00
16	T	Methylene chloride	1.536	1.145	25.5	72	0.00
17	T	Allyl chloride	1.439	1.019	29.2	64	0.00
18	T	Carbon disulfide	5.086	3.589	29.4	66	0.00
19	T	trans-1,2-dichloroethene	2.274	1.653	27.3	69	-0.02
20	T	methyl tert-butyl ether	2.654	1.906	28.2	70	0.02
21	T	1,1-dichloroethane	3.121	2.379	23.8	72	-0.01
22	T	Vinyl acetate	1.875	1.360	27.5	62	0.02
23	T	Methyl Ethyl Ketone	1.042	0.797	23.5	71	0.09
24	T	cis-1,2-dichloroethene	1.394	0.985	29.3	68	-0.02
25	T	Hexane	1.805	1.278	29.2	72	0.00
26	T	Ethyl acetate	1.368	0.996	27.2	73	0.05
27	T	Chloroform	3.382	2.751	18.7	79	0.00
28	T	Tetrahydrofuran	0.391	0.277	29.2	66	0.06
29	T	1,2-dichloroethane	2.071	1.611	22.2	73	-0.02
30	I	1,4-difluorobenzene	1.000	1.000	0.0	102	0.00
31	T	1,1,1-trichloroethane	1.691	1.245	26.4	84	0.00
32	T	Cyclohexane	0.506	0.358	29.2	74	0.00
33	T	Carbon tetrachloride	2.118	1.499	29.2	82	0.00
34	T	Benzene	1.437	1.024	28.7	83	-0.02
35	T	1,4-dioxane	0.079	0.056	29.1	67	0.00
36	T	2,2,4-trimethylpentane	1.626	1.197	26.4	76	0.00
37	T	Heptane	0.530	0.376	29.1	72	0.00
38	T	Trichloroethene	0.864	0.666	22.9	94	0.00
39	T	1,2-dichloropropane	0.540	0.386	28.5	77	-0.02
40	T	Bromodichloromethane	1.475	1.051	28.7	79	0.00
41	T	cis-1,3-dichloropropene	0.455	0.331	27.3	80	0.00
42	T	trans-1,3-dichloropropene	0.444	0.324	27.0	77	0.01
43	T	1,1,2-trichloroethane	0.693	0.538	22.4	82	0.00
44	I	Chlorobenzene-d5	1.000	1.000	0.0	103	0.00
45	T	Toluene	0.735	0.612	16.7	89	0.00
46	T	Methyl Isobutyl Ketone	0.477	0.339	28.9	80	0.00
47	T	Dibromochloromethane	1.443	1.175	18.6	91	0.00
48	T	Methyl Butyl Ketone	0.293	0.208	29.0	101	0.06
49	T	1,2-dibromoethane	0.775	0.585	24.5	78	0.00
50	T	Tetrachloroethylene	0.850	0.758	10.8	96	0.00
51	T	Chlorobenzene	1.120	0.856	23.6	83	0.00

(#) = Out of Range

Evaluated Continuing Calibration Report

Data File : C:\MSDCHEM\1\DATA\BG012805.D Vial: 5
Acq On : 28 Jan 2011 2:04 pm Operator: LL
Sample : B1UG_1.0 Inst : MSD #2
Misc : 1ugm3 & 0.25TCE,CT,VNCL STD Multiplr: 1.00
MS Integration Params: RTEINT.P

Method : C:\MSDCHEM\1\METHODS\B118_1UG.M (RTE Integrator)
Title : TO-15 VOA Standards for 5 point calibration
Last Update : Tue Feb 01 16:05:43 2011
Response via : Multiple Level Calibration

Min. RRF : 0.000 Min. Rel. Area : 50% Max. R.T. Dev 0.33min
Max. RRF Dev : 30% Max. Rel. Area : 150%

		Compound	AvgRF	CCRF	%Dev	Area%	Dev(min)
52	T	Ethylbenzene	1.156	0.824	28.7	79	0.00
53	T	m&p-xylene	1.076	0.756	29.7	74	0.00
54	T	Styrene	0.660	0.482	27.0	79	0.00
55	T	Bromoform	1.512	1.219	19.4	86	0.00
56	T	o-xylene	1.135	0.811	28.5	74	0.00
57	S	Bromofluorobenzene	0.535	0.464	13.3	83	0.00
58	T	1,1,2,2-tetrachloroethane	0.889	0.629	29.2	75	0.00
59	T	4-ethyltoluene	1.251	1.101	12.0	89	0.00
60	T	1,3,5-trimethylbenzene	1.054	0.849	19.4	82	0.00
61	T	1,2,4-trimethylbenzene	0.687	0.516	24.9	83	0.00
62	T	1,3-dichlorobenzene	0.758	0.643	15.2	84	0.00
63	T	benzyl chloride	0.974	0.601	38.3#	71	0.00
64	T	1,4-dichlorobenzene	0.814	0.703	13.6	90	0.00
65	T	1,2-dichlorobenzene	0.628	0.564	10.2	95	0.00
66	T	1,2,4-trichlorobenzene	0.141	0.155	-9.9	103	0.00
67	T	Naphthalene	0.000	0.013	0.0	0#	0.00
68	T	Hexachloro-1,3-butadiene	0.466	0.493	-5.8	104	0.00

Quantitation Report (QT Reviewed)

Data File : C:\MSDCHEM\1\DATA\BG012805.D Vial: 5
Acq On : 28 Jan 2011 2:04 pm Operator: LL
Sample : B1UG_1.0 Inst : MSD #2
Misc : 1ugm3 & 0.25TCE,CT,VNCL STD Multiplr: 1.00
MS Integration Params: RTEINT.P
Quant Time: Feb 24 13:59:07 2011 Quant Results File: B118_1UG.RES

Quant Method : C:\MSDCHEM\1\METHODS\B118_1UG.M (RTE Integrator)
Title : TO-15 VOA Standards for 5 point calibration
Last Update : Tue Feb 01 16:05:43 2011
Response via : Initial Calibration
DataAcq Meth : B118_1UG

Internal Standards	R.T.	QIon	Response	Conc	Units		Dev(Min)
1) Bromochloromethane	7.89	128	17852	1.00	ppb		0.00
30) 1,4-difluorobenzene	10.19	114	46650	1.00	ppb		0.00
44) Chlorobenzene-d5	14.97	117	50963	1.00	ppb		0.00
System Monitoring Compounds							
57) Bromofluorobenzene	16.51	95	23636	0.87	ppb		0.00
Spiked Amount 1.000	Range 70 - 130		Recovery = 87.00%				
Target Compounds							Qvalue
2) Propylene	3.09	41	12496	0.57	ppb	#	50
3) Freon 12	3.12	85	90010	0.83	ppb		94
4) Chloromethane	3.28	50	28426	0.72	ppb		72
5) Freon 114	3.28	85	79985	0.82	ppb		78
6) Vinyl Chloride	3.41	62	20029	0.74	ppb		86
7) 1,3-butadiene	3.49	39	13692	0.74	ppb		91
8) Bromomethane	3.75	94	24415	0.86	ppb		96
9) Chloroethane	3.88	64	10001m	0.71	ppb		
10) Vinyl Bromide	4.12	106	21745	0.81	ppb		84
11) Freon 11	4.33	101	88581	0.85	ppb		96
12) Acetone	4.85	58	8475m	0.71	ppb		
13) Isopropyl alcohol	4.89	45	15412m	0.71	ppb		
14) 1,1-dichloroethene	4.95	96	21490	0.80	ppb		87
15) Freon 113	5.12	101	55615	0.78	ppb	#	77
16) Methylene chloride	5.35	84	20441	0.75	ppb		89
17) Allyl chloride	5.34	41	18194	0.71	ppb		86
18) Carbon disulfide	5.47	76	64067m	0.71	ppb		
19) trans-1,2-dichloroethene	6.17	61	29515	0.73	ppb		78
20) methyl tert-butyl ether	6.38	73	34033	0.72	ppb		94
21) 1,1-dichloroethane	6.57	63	42465	0.76	ppb		91
22) Vinyl acetate	6.70	43	24276	0.73	ppb		96
23) Methyl Ethyl Ketone	7.46	43	14220m	0.76	ppb		
24) cis-1,2-dichloroethene	7.44	61	17579m	0.71	ppb		
25) Hexane	7.07	41	22807	0.71	ppb	#	72
26) Ethyl acetate	7.91	43	17778m	0.73	ppb		
27) Chloroform	8.04	83	49112	0.81	ppb		95
28) Tetrahydrofuran	8.68	42	4940m	0.71	ppb		
29) 1,2-dichloroethane	9.12	62	28760	0.78	ppb		91
31) 1,1,1-trichloroethane	8.80	97	58077	0.74	ppb		88
32) Cyclohexane	9.48	56	16704	0.71	ppb	#	25
33) Carbon tetrachloride	9.42	117	69943	0.71	ppb		87
34) Benzene	9.39	78	47778m	0.71	ppb		
35) 1,4-dioxane	11.82	88	2625m	0.71	ppb		
36) 2,2,4-trimethylpentane	10.33	57	55817	0.74	ppb		84
37) Heptane	10.75	43	17532m	0.71	ppb		
38) Trichloroethene	10.87	130	31087	0.77	ppb		89
39) 1,2-dichloropropane	10.99	63	18021	0.71	ppb		81
40) Bromodichloromethane	11.38	83	49043	0.71	ppb		97
41) cis-1,3-dichloropropene	12.25	75	15426m	0.73	ppb		
42) trans-1,3-dichloropropene	13.05	75	15106	0.73	ppb		86
43) 1,1,2-trichloroethane	13.34	97	25100	0.78	ppb		77
45) Toluene	13.08	92	31205	0.83	ppb		98
46) Methyl Isobutyl Ketone	12.33	43	17274m	0.71	ppb		
47) Dibromochloromethane	14.00	129	59888m	0.81	ppb		
48) Methyl Butyl Ketone	13.73	43	10619m	0.71	ppb		

(#) = qualifier out of range (m) = manual integration

Quantitation Report (QT Reviewed)

Data File : C:\MSDCHEM\1\DATA\BG012805.D Vial: 5
Acq On : 28 Jan 2011 2:04 pm Operator: LL
Sample : B1UG_1.0 Inst : MSD #2
Misc : 1ugm3 & 0.25TCE,CT,VNCL STD Multiplr: 1.00
MS Integration Params: RTEINT.P
Quant Time: Feb 24 13:59:07 2011 Quant Results File: B118_1UG.RES

Quant Method : C:\MSDCHEM\1\METHODS\B118_1UG.M (RTE Integrator)
Title : TO-15 VOA Standards for 5 point calibration
Last Update : Tue Feb 01 16:05:43 2011
Response via : Initial Calibration
DataAcq Meth : B118_1UG

	Compound	R.T.	QIon	Response	Conc	Unit		Qvalue
49)	1,2-dibromoethane	14.25	107	29796	0.75	ppb		87
50)	Tetrachloroethylene	14.08	164	38625	0.89	ppb		99
51)	Chlorobenzene	15.02	112	43646	0.76	ppb		87
52)	Ethylbenzene	15.28	91	41986m	0.71	ppb		
53)	m&p-xylene	15.47	91	77031m	1.40	ppb		
54)	Styrene	15.87	104	24548	0.73	ppb		65
55)	Bromoform	15.96	173	62135m	0.81	ppb		
56)	o-xylene	15.90	91	41324m	0.71	ppb		
58)	1,1,2,2-tetrachloroethane	16.32	83	32046m	0.71	ppb		
59)	4-ethyltoluene	17.07	105	56124m	0.88	ppb		
60)	1,3,5-trimethylbenzene	17.12	105	43268m	0.81	ppb		
61)	1,2,4-trimethylbenzene	17.53	105	26318	0.75	ppb		87
62)	1,3-dichlorobenzene	17.78	146	32772	0.85	ppb		78
63)	benzyl chloride	17.85	91	30613	0.62	ppb		81
64)	1,4-dichlorobenzene	17.90	146	35834	0.86	ppb		89
65)	1,2-dichlorobenzene	18.18	146	28733	0.90	ppb		95
66)	1,2,4-trichlorobenzene	19.78	180	7885	1.10	ppb	#	74
68)	Hexachloro-1,3-butadiene	20.03	225	25136	1.06	ppb	#	92

(#) = qualifier out of range (m) = manual integration (+) = signals summed

Quantitation Report (QT Reviewed)

Data File : C:\MSDCHEM\1\DATA\BG012805.D Vial: 5
Acq On : 28 Jan 2011 2:04 pm Operator: LL
Sample : B1UG_1.0 Inst : MSD #2
Misc : 1ugm3 & 0.25TCE,CT,VNCL STD Multiplr: 1.00
MS Integration Params: RTEINT.P
Quant Time: Feb 24 14:21 2011 Quant Results File: B118_1UG.RES

Method : C:\MSDCHEM\1\METHODS\B118_1UG.M (RTE Integrator)
Title : TO-15 VOA Standards for 5 point calibration
Last Update : Tue Feb 01 16:05:43 2011
Response via : Initial Calibration

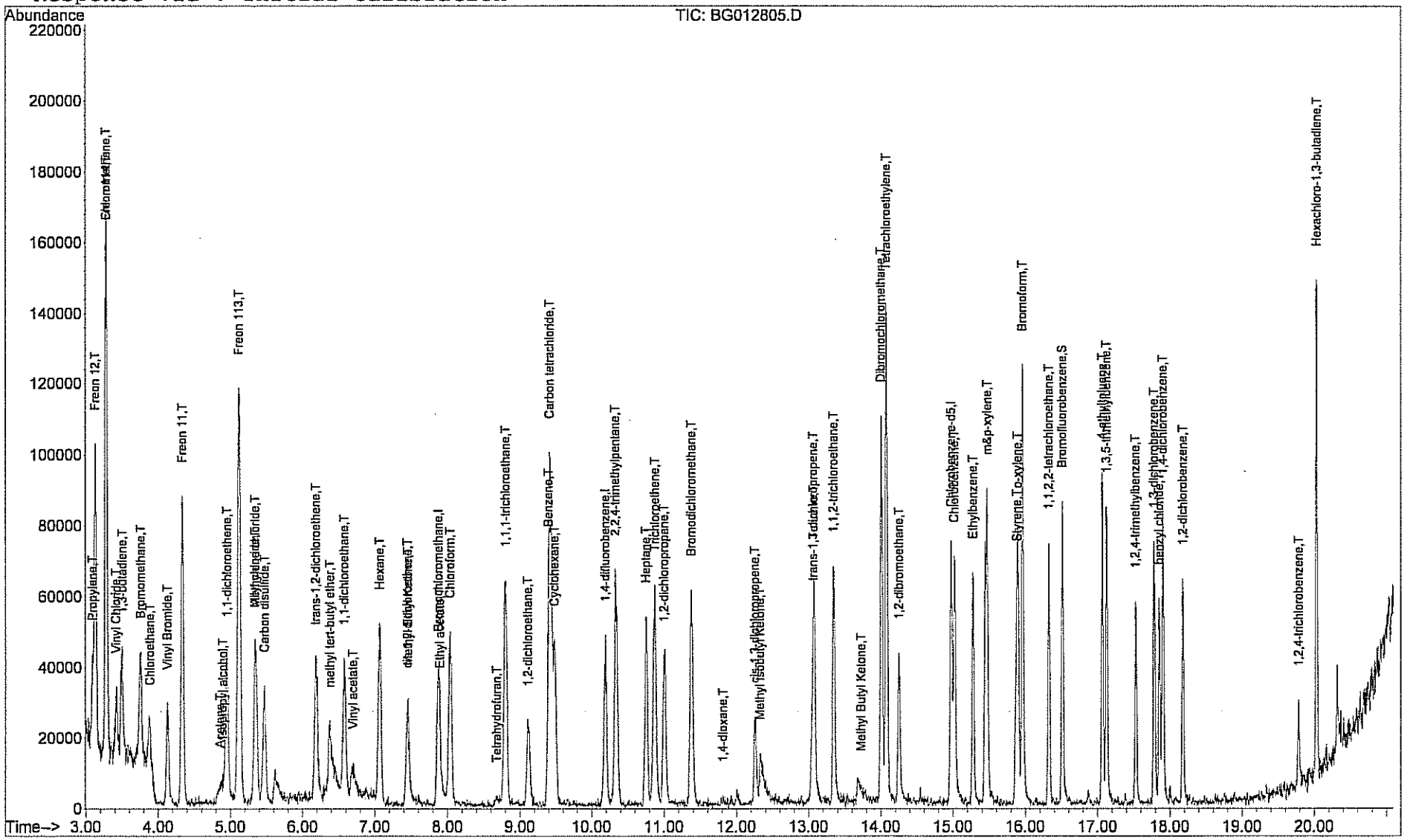

Centek laboratories, LLC

GC/MS VOLATILES-WHOLE AIR

METHOD TO-15

RAW DATA

BFB

Data File : C:\MSDCHEM\1\DATA\BG011801.D
Acq On : 18 Jan 2011 12:21 pm
Sample : BFB1UG
Misc : 1ugm3 & 0.25TCE,CT, VNCL
MS Integration Params: RTEINT.P
Method : C:\MSDCHEM\1\METHODS\B118_1UG.M (RTE Integrator)
Title : TO-15 VOA Standards for 5 point calibration

Vial: 1
Operator: LL
Inst : MSD #2
Multiplr: 1.00

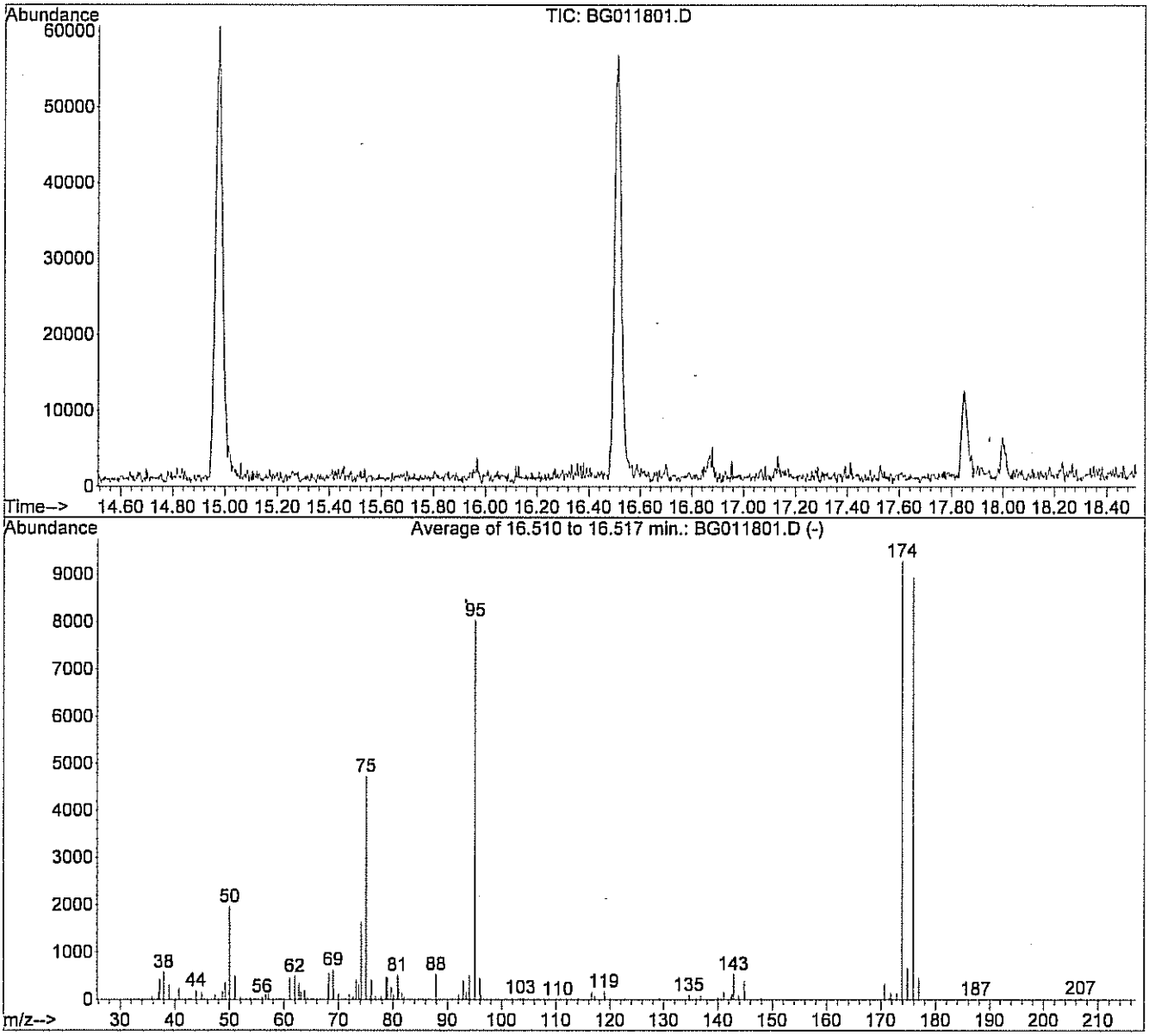

AutoFind: Scans 4206, 4207, 4208; Background Corrected with Scan 4192

Target Mass	Rel. to Mass	Lower Limit%	Upper Limit%	Rel. Abn%	Raw Abn	Result Pass/Fail
50	95	8	40	24.4	1958	PASS
75	95	30	66	58.9	4731	PASS
95	95	100	100	100.0	8027	PASS
96	95	5	9	5.7	454	PASS
173	174	0.00	2	1.5	141	PASS
174	95	50	120	115.8	9293	PASS
175	174	4	9	7.2	666	PASS
176	174	95	101	96.2	8943	PASS
177	176	5	9	5.1	458	PASS

BG011801.D B118_1UG.M Thu Feb 24 17:32:41 2011

BFB

Data File : C:\MSDCHEM\1\DATA\BG012601.D
Acq On : 26 Jan 2011 9:48 am
Sample : BFB1UG
Misc : 1ugm3 & 0.25TCE,CT,VNCL
MS Integration Params: RTEINT.P
Method : C:\MSDCHEM\1\METHODS\B118_1UG.M (RTE Integrator)
Title : TO-15 VOA Standards for 5 point calibration

Vial: 1
Operator: LL
Inst : MSD #2
Multiplr: 1.00

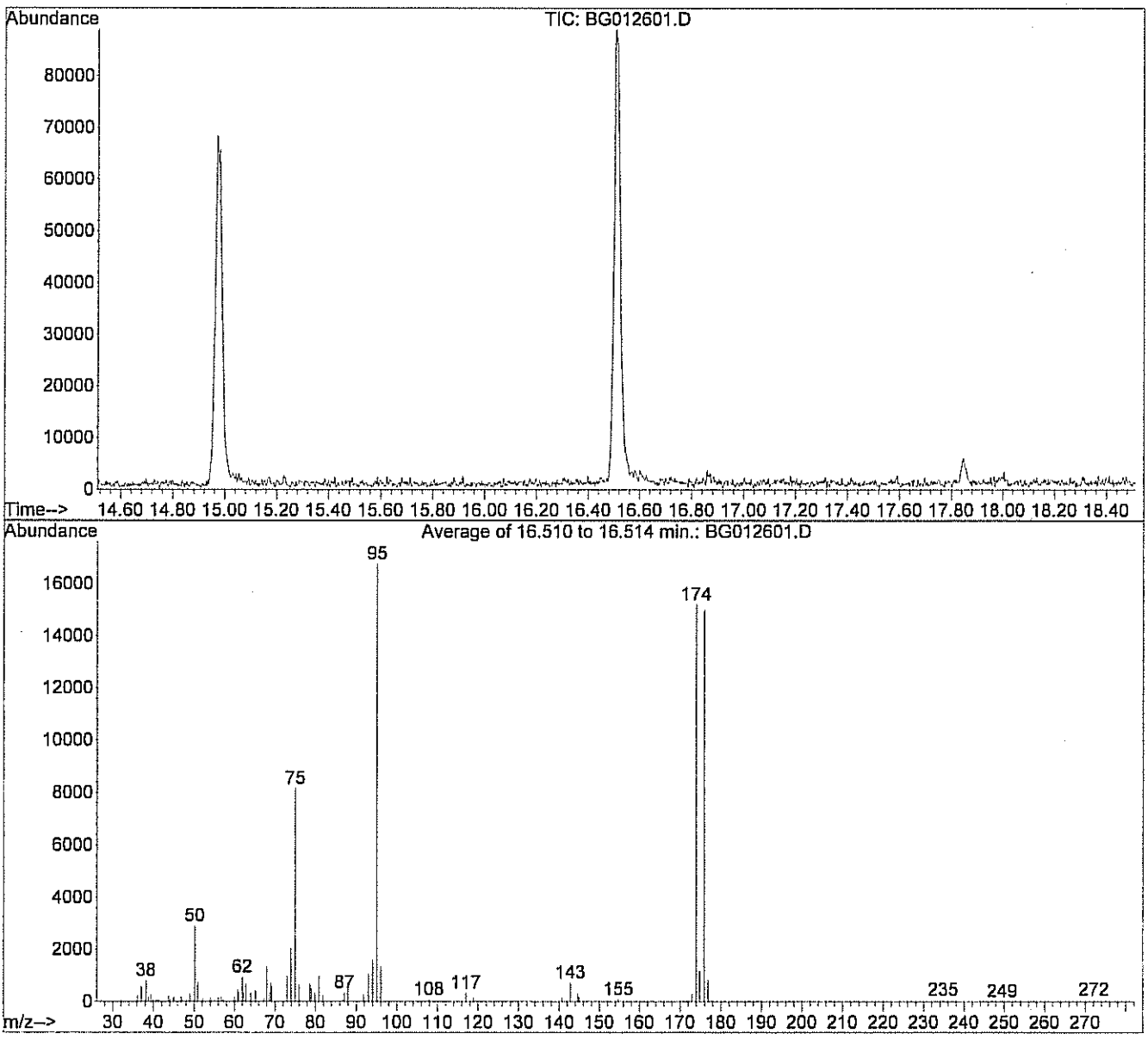

Spectrum Information: Average of 16.510 to 16.514 min.

Target Mass	Rel. to Mass	Lower Limit%	Upper Limit%	Rel. Abn%	Raw Abn	Result Pass/Fail
50	95	8	40	17.3	2905	PASS
75	95	30	66	48.7	8166	PASS
95	95	100	100	100.0	16775	PASS
96	95	5	9	8.0	1347	PASS
173	174	0.00	2	1.9	295	PASS
174	95	50	120	90.7	15213	PASS
175	174	4	9	7.9	1196	PASS
176	174	95	101	98.5	14978	PASS
177	176	5	9	5.6	840	PASS

BG012601.D B118_1UG.M Thu Feb 24 16:45:26 2011

BFB

Data File : C:\MSDCHEM\1\DATA\BG012701.D
Acq On : 27 Jan 2011 10:44 am
Sample : BFB1UG
Misc : 1ugm3 & 0.25TCE,CT,VNCL
MS Integration Params: RTEINT.P
Method : C:\MSDCHEM\1\METHODS\B118_1UG.M (RTE Integrator)
Title : TO-15 VOA Standards for 5 point calibration

Vial: 1
Operator: LL
Inst : MSD #2
Multiplr: 1.00

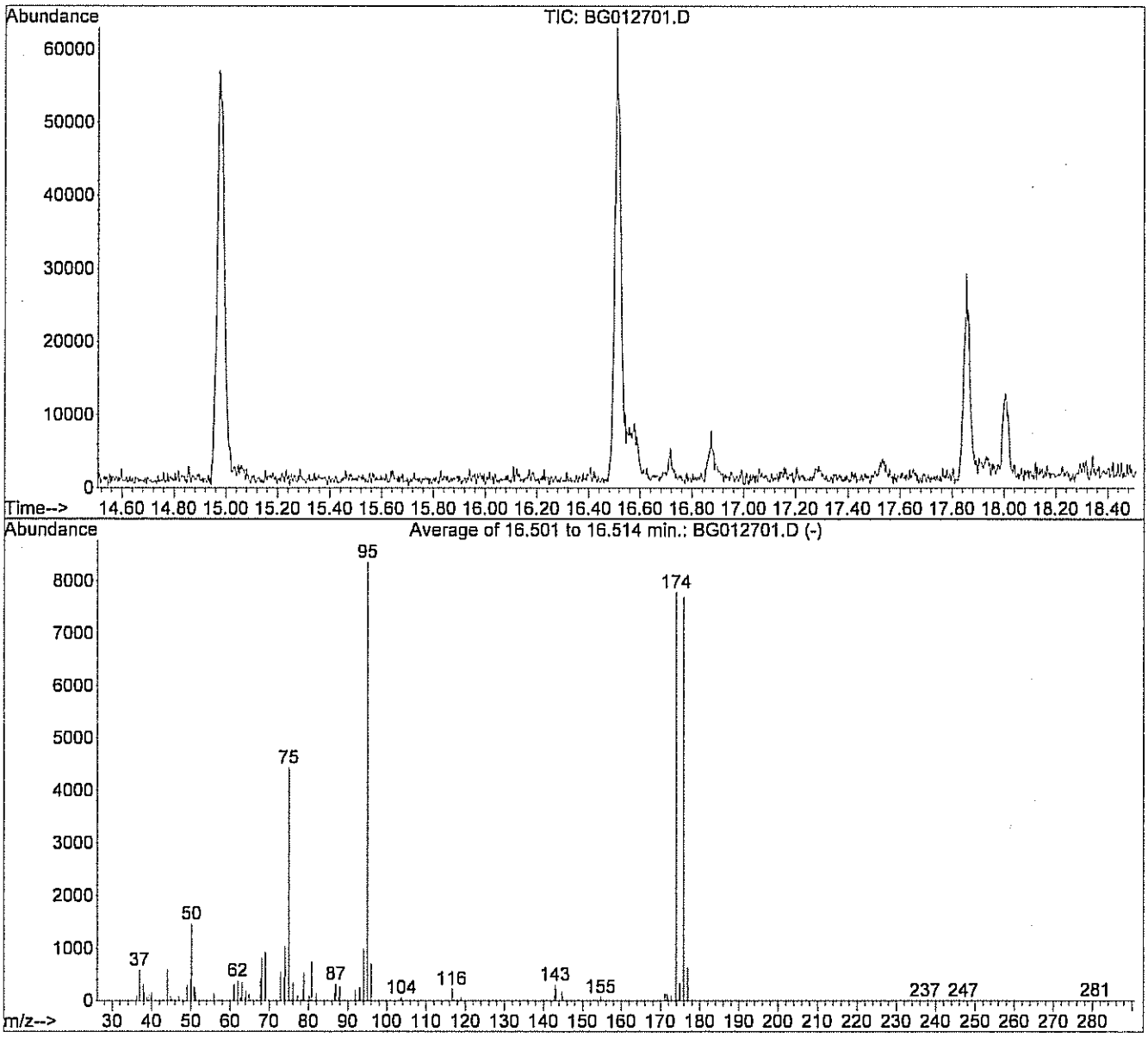

Spectrum Information: Average of 16.501 to 16.514 min.

Target Mass	Rel. to Mass	Lower Limit%	Upper Limit%	Rel. Abn%	Raw Abn	Result Pass/Fail
50	95	8	40	17.5	1464	PASS
75	95	30	66	53.0	4433	PASS
95	95	100	100	100.0	8361	PASS
96	95	5	9	8.6	718	PASS
173	174	0.00	2	0.0	0	PASS
174	95	50	120	93.2	7790	PASS
175	174	4	9	4.4	342	PASS
176	174	95	101	98.8	7700	PASS
177	176	5	9	8.2	628	PASS

BG012701.D B118_1UG.M Thu Feb 24 16:56:38 2011

BFB

Data File : C:\MSDCHEM\1\DATA\BG012804.D
Acq On : 28 Jan 2011 1:26 pm
Sample : BFB1UG
Misc : 1ugm3 & 0.25TCE,CT,VNCL
MS Integration Params: RTEINT.P
Method : C:\MSDCHEM\1\METHODS\B118_1UG.M (RTE Integrator)
Title : TO-15 VOA Standards for 5 point calibration

Vial: 4
Operator: LL
Inst : MSD #2
Multiplr: 1.00

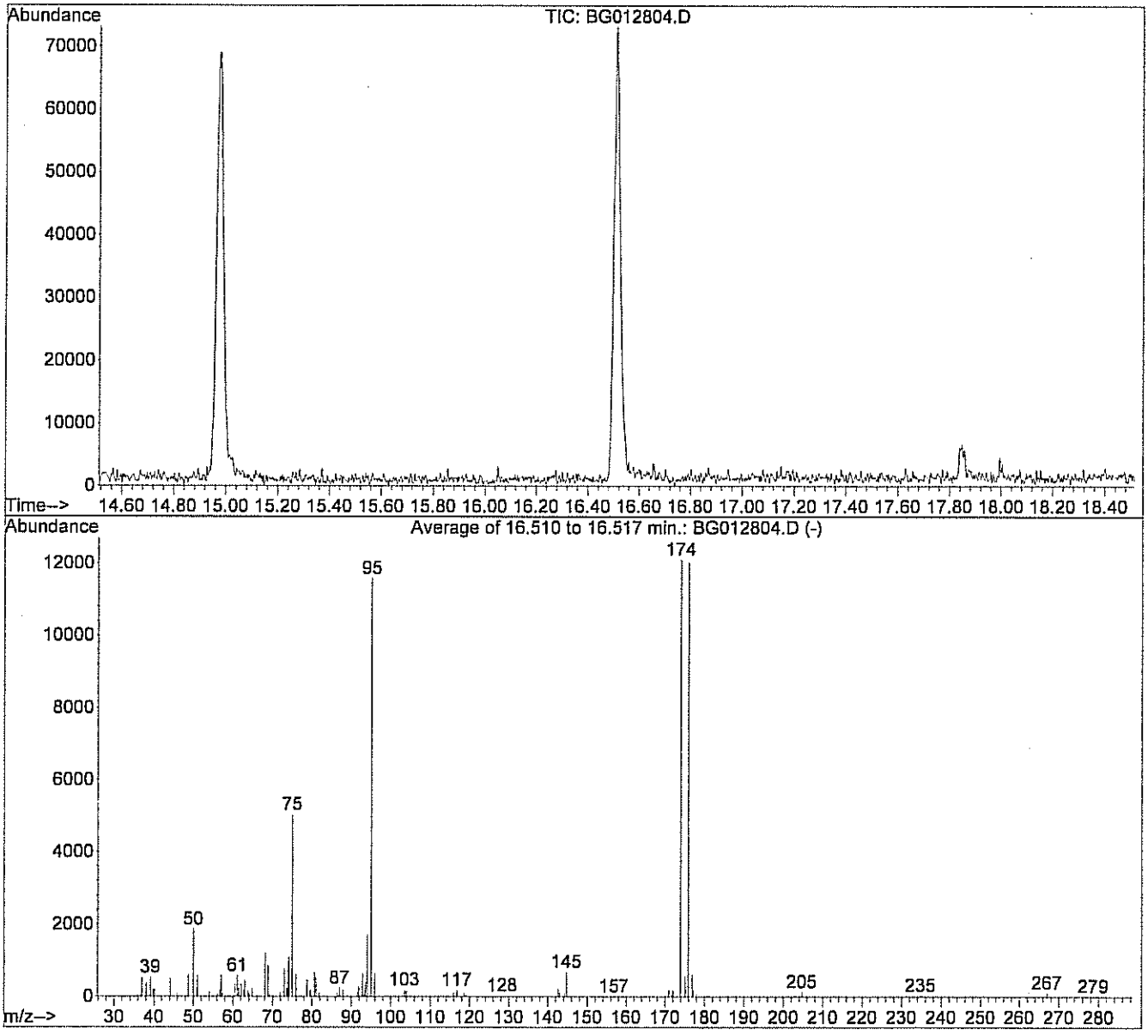

Spectrum Information: Average of 16.510 to 16.517 min.

Target Mass	Rel. to Mass	Lower Limit%	Upper Limit%	Rel. Abn%	Raw Abn	Result Pass/Fail
50	95	8	40	16.1	1861	PASS
75	95	30	66	43.5	5035	PASS
95	95	100	100	100.0	11583	PASS
96	95	5	9	5.7	657	PASS
173	174	0.00	2	0.0	0	PASS
174	95	50	120	104.5	12107	PASS
175	174	4	9	4.7	564	PASS
176	174	95	101	99.4	12035	PASS
177	176	5	9	5.0	603	PASS

BG012804.D B118_1UG.M Thu Feb 24 17:16:24 2011

GC/MS VOLATILES-WHOLE AIR

METHOD TO-15

RAW QC DATA

CENTEK LABORATORIES, LLC

Date: *24-Feb-11*

ANALYTICAL QC SUMMARY REPORT

CLIENT: Arcadis
Work Order: C1101036
Project: Lockheed Martin NJ001014.0001

TestCode: 0.25CT-TCE-VC

Sample ID **BLCS1UG-012611** SampType: **LCS** TestCode: **0.25CT-TCE-** Units: **ppbV** Prep Date: RunNo: **4205**
Client ID: **ZZZZZ** Batch ID: **R4205** TestNo: **TO-15** Analysis Date: **1/26/2011** SeqNo: **50472**

Analyte	Result	PQL	SPK value	SPK Ref Val	%REC	LowLimit	HighLimit	RPD Ref Val	%RPD	RPDLimit	Qual
1,1,1-Trichloroethane	0.8200	0.15	1	0	82.0	70	130				
1,1,2,2-Tetrachloroethane	0.8400	0.15	1	0	84.0	70	130				
1,1,2-Trichloroethane	0.8100	0.15	1	0	81.0	70	130				
1,1-Dichloroethane	0.8300	0.15	1	0	83.0	70	130				
1,1-Dichloroethene	0.8800	0.15	1	0	88.0	70	130				
1,2,4-Trichlorobenzene	1.070	0.15	1	0	107	70	130				
1,2,4-Trimethylbenzene	0.9300	0.15	1	0	93.0	70	130				
1,2-Dibromoethane	0.8600	0.15	1	0	86.0	70	130				
1,2-Dichlorobenzene	0.9700	0.15	1	0	97.0	70	130				
1,2-Dichloroethane	0.7900	0.15	1	0	79.0	70	130				
1,2-Dichloropropane	0.7600	0.15	1	0	76.0	70	130				
1,3,5-Trimethylbenzene	0.9300	0.15	1	0	93.0	70	130				
1,3-butadiene	0.7700	0.15	1	0	77.0	70	130				
1,3-Dichlorobenzene	1.000	0.15	1	0	100	70	130				
1,4-Dichlorobenzene	0.9900	0.15	1	0	99.0	70	130				
1,4-Dioxane	0.9400	0.30	1	0	94.0	70	130				
2,2,4-trimethylpentane	0.8700	0.15	1	0	87.0	70	130				
4-ethyltoluene	0.9400	0.15	1	0	94.0	70	130				
Acetone	0.7500	0.30	1	0	75.0	70	130				
Allyl chloride	0.8400	0.15	1	0	84.0	70	130				
Benzene	0.7700	0.15	1	0	77.0	70	130				
Benzyl chloride	0.7800	0.15	1	0	78.0	70	130				
Bromodichloromethane	0.8200	0.15	1	0	82.0	70	130				
Bromoform	0.8300	0.15	1	0	83.0	70	130				
Bromomethane	0.7700	0.15	1	0	77.0	70	130				

Qualifiers:
. Results reported are not blank corrected
J Analyte detected at or below quantitation limits
S Spike Recovery outside accepted recovery limits
E Value above quantitation range
ND Not Detected at the Reporting Limit
H Holding times for preparation or analysis exceeded
R RPD outside accepted recovery limits

Centek laboratories, LLC

CLIENT: Arcadis
Work Order: CI101036
Project: Lockheed Martin NJ001014.0001

TestCode: 0.25CT-TCE-VC

Sample ID BLCS1UG-012611	SampType: LCS	TestCode: 0.25CT-TCE-	Units: ppbV	Prep Date:	RunNo: 4205
Client ID: ZZZZZ	Batch ID: R4205	TestNo: TO-15		Analysis Date: 1/26/2011	SeqNo: 50472

Analyte	Result	PQL	SPK value	SPK Ref Val	%REC	LowLimit	HighLimit	RPD Ref Val	%RPD	RPDLimit	Qual
Carbon disulfide	0.7600	0.15	1	0	76.0	70	130				
Carbon tetrachloride	0.7300	0.040	1	0	73.0	70	130				
Chlorobenzene	0.9900	0.15	1	0	99.0	70	130				
Chloroethane	0.7900	0.15	1	0	79.0	70	130				
Chloroform	0.7700	0.15	1	0	77.0	70	130				
Chloromethane	0.7600	0.15	1	0	76.0	70	130				
cis-1,2-Dichloroethene	0.7200	0.15	1	0	72.0	70	130				
cis-1,3-Dichloropropene	0.8000	0.15	1	0	80.0	70	130				
Cyclohexane	0.8700	0.15	1	0	87.0	70	130				
Dibromochloromethane	0.8600	0.15	1	0	86.0	70	130				
Ethyl acetate	0.7900	0.25	1	0	79.0	70	130				
Ethylbenzene	0.9500	0.15	1	0	95.0	70	130				
Freon 11	0.8200	0.15	1	0	82.0	70	130				
Freon 113	0.7700	0.15	1	0	77.0	70	130				
Freon 114	0.7600	0.15	1	0	76.0	70	130				
Freon 12	0.7800	0.15	1	0	78.0	70	130				
Heptane	0.8000	0.15	1	0	80.0	70	130				
Hexachloro-1,3-butadiene	1.030	0.15	1	0	103	70	130				
Hexane	0.7000	0.15	1	0	70.0	70	130				
Isopropyl alcohol	0.7600	0.15	1	0	76.0	70	130				
m&p-Xylene	1.870	0.30	2	0	93.5	70	130				
Methyl Butyl Ketone	1.100	0.30	1	0	110	70	130				
Methyl Ethyl Ketone	0.8000	0.30	1	0	80.0	70	130				
Methyl Isobutyl Ketone	0.8900	0.30	1	0	89.0	70	130				
Methyl tert-butyl ether	0.8500	0.15	1	0	85.0	70	130				
Methylene chloride	0.7500	0.15	1	0	75.0	70	130				
o-Xylene	0.9800	0.15	1	0	98.0	70	130				
Propylene	0.7100	0.15	1	0	71.0	70	130				
Styrene	0.9500	0.15	1	0	95.0	70	130				
Tetrachloroethylene	0.9000	0.15	1	0	90.0	70	130				
Tetrahydrofuran	0.9600	0.15	1	0	96.0	70	130				

Qualifiers:
. Results reported are not blank corrected
J Analyte detected at or below quantitation limits
S Spike Recovery outside accepted recovery limits
E Value above quantitation range
ND Not Detected at the Reporting Limit
H Holding times for preparation or analysis exceeded
R RPD outside accepted recovery limits

CLIENT: Arcadis
Work Order: C1101036
Project: Lockheed Martin NJ001014.0001

TestCode: 0.25CT-TCE-VC

Sample ID	BLCS1UG-012611	SampType:	LCS	TestCode:	0.25CT-TCE-	Units:	ppbV	Prep Date:		RunNo:	4205
Client ID:	ZZZZZ	Batch ID:	R4205	TestNo:	TO-15			Analysis Date:	1/26/2011	SeqNo:	50472

Analyte	Result	PQL	SPK value	SPK Ref Val	%REC	LowLimit	HighLimit	RPD Ref Val	%RPD	RPDLimit	Qual
Toluene	0.9400	0.15	1	0	94.0	70	130				
trans-1,2-Dichloroethene	0.8000	0.15	1	0	80.0	70	130				
trans-1,3-Dichloropropene	0.7600	0.15	1	0	76.0	70	130				
Trichloroethene	0.7100	0.040	1	0	71.0	70	130				
Vinyl acetate	0.9100	0.15	1	0	91.0	70	130				
Vinyl Bromide	0.8900	0.15	1	0	89.0	70	130				
Vinyl chloride	0.7800	0.040	1	0	78.0	70	130				

Sample ID	BLCS1UG-012711	SampType:	LCS	TestCode:	0.25CT-TCE-	Units:	ppbV	Prep Date:		RunNo:	4206
Client ID:	ZZZZZ	Batch ID:	R4206	TestNo:	TO-15			Analysis Date:	1/27/2011	SeqNo:	50507

Analyte	Result	PQL	SPK value	SPK Ref Val	%REC	LowLimit	HighLimit	RPD Ref Val	%RPD	RPDLimit	Qual
1,1,1-Trichloroethane	0.7000	0.15	1	0	70.0	70	130				
1,1,2,2-Tetrachloroethane	0.7000	0.15	1	0	70.0	70	130				
1,1,2-Trichloroethane	0.7000	0.15	1	0	70.0	70	130				
1,1-Dichloroethane	0.9400	0.15	1	0	94.0	70	130				
1,1-Dichloroethene	0.9000	0.15	1	0	90.0	70	130				
1,2,4-Trichlorobenzene	1.240	0.15	1	0	124	70	130				
1,2,4-Trimethylbenzene	0.7100	0.15	1	0	71.0	70	130				
1,2-Dibromoethane	0.7800	0.15	1	0	78.0	70	130				
1,2-Dichlorobenzene	0.8100	0.15	1	0	81.0	70	130				
1,2-Dichloroethane	0.9700	0.15	1	0	97.0	70	130				
1,2-Dichloropropane	0.7000	0.15	1	0	70.0	70	130				
1,3,5-Trimethylbenzene	0.8200	0.15	1	0	82.0	70	130				
1,3-butadiene	0.8100	0.15	1	0	81.0	70	130				
1,3-Dichlorobenzene	0.7800	0.15	1	0	78.0	70	130				
1,4-Dichlorobenzene	0.7900	0.15	1	0	79.0	70	130				
1,4-Dioxane	0.7100	0.30	1	0	71.0	70	130				
2,2,4-trimethylpentane	0.7300	0.15	1	0	73.0	70	130				
4-ethyltoluene	0.7100	0.15	1	0	71.0	70	130				

Qualifiers:

.	Results reported are not blank corrected	E	Value above quantitation range	H	Holding times for preparation or analysis exceeded
J	Analyte detected at or below quantitation limits	ND	Not Detected at the Reporting Limit	R	RPD outside accepted recovery limits
S	Spike Recovery outside accepted recovery limits				

Centek laboratories, LLC

CLIENT: Arcadis
Work Order: C1101036
Project: Lockheed Martin NJ001014.0001

TestCode: 0.25CT-TCE-VC

Sample ID	BLCS1UG-012711	SampType:	LCS	TestCode:	0.25CT-TCE-	Units:	ppbV	Prep Date:		RunNo:	4206
Client ID:	ZZZZZ	Batch ID:	R4206	TestNo:	TO-15			Analysis Date:	1/27/2011	SeqNo:	50507

Analyte	Result	PQL	SPK value	SPK Ref Val	%REC	LowLimit	HighLimit	RPD Ref Val	%RPD	RPDLimit	Qual
Acetone	0.7300	0.30	1	0	73.0	70	130				
Allyl chloride	0.8800	0.15	1	0	88.0	70	130				
Benzene	0.7300	0.15	1	0	73.0	70	130				
Benzyl chloride	0.7000	0.15	1	0	70.0	70	130				
Bromodichloromethane	0.7100	0.15	1	0	71.0	70	130				
Bromoform	0.7700	0.15	1	0	77.0	70	130				
Bromomethane	0.8900	0.15	1	0	89.0	70	130				
Carbon disulfide	0.8500	0.15	1	0	85.0	70	130				
Carbon tetrachloride	0.7100	0.040	1	0	71.0	70	130				
Chlorobenzene	0.8200	0.15	1	0	82.0	70	130				
Chloroethane	0.9300	0.15	1	0	93.0	70	130				
Chloroform	0.9500	0.15	1	0	95.0	70	130				
Chloromethane	0.8200	0.15	1	0	82.0	70	130				
cis-1,2-Dichloroethene	0.8900	0.15	1	0	89.0	70	130				
cis-1,3-Dichloropropene	0.7600	0.15	1	0	76.0	70	130				
Cyclohexane	0.7000	0.15	1	0	70.0	70	130				
Dibromochloromethane	0.7600	0.15	1	0	76.0	70	130				
Ethyl acetate	0.9500	0.25	1	0	95.0	70	130				
Ethylbenzene	0.7300	0.15	1	0	73.0	70	130				
Freon 11	0.9000	0.15	1	0	90.0	70	130				
Freon 113	0.8700	0.15	1	0	87.0	70	130				
Freon 114	0.8800	0.15	1	0	88.0	70	130				
Freon 12	0.9200	0.15	1	0	92.0	70	130				
Heptane	0.7600	0.15	1	0	76.0	70	130				
Hexachloro-1,3-butadiene	0.9200	0.15	1	0	92.0	70	130				
Hexane	0.8500	0.15	1	0	85.0	70	130				
Isopropyl alcohol	0.8000	0.15	1	0	80.0	70	130				
m&p-Xylene	1.410	0.30	2	0	70.5	70	130				
Methyl Butyl Ketone	0.8700	0.30	1	0	87.0	70	130				
Methyl Ethyl Ketone	0.7100	0.30	1	0	71.0	70	130				
Methyl Isobutyl Ketone	0.7100	0.30	1	0	71.0	70	130				

Qualifiers:

.	Results reported are not blank corrected	E	Value above quantitation range	H	Holding times for preparation or analysis exceeded
J	Analyte detected at or below quantitation limits	ND	Not Detected at the Reporting Limit	R	RPD outside accepted recovery limits
S	Spike Recovery outside accepted recovery limits				

Centek laboratories, LLC

CLIENT: Arcadis
Work Order: C1101036
Project: Lockheed Martin NJ001014.0001

TestCode: 0.25CT-TCE-VC

Sample ID	BLCS1UG-012711	SampType:	LCS	TestCode:	0.25CT-TCE-	Units:	ppbV	Prep Date:		RunNo:	4206
Client ID:	ZZZZZ	Batch ID:	R4206	TestNo:	TO-15			Analysis Date:	1/27/2011	SeqNo:	50507

Analyte	Result	PQL	SPK value	SPK Ref Val	%REC	LowLimit	HighLimit	RPD Ref Val	%RPD	RPDLimit	Qual
Methyl tert-butyl ether	0.9500	0.15	1	0	95.0	70	130				
Methylene chloride	0.8500	0.15	1	0	85.0	70	130				
o-Xylene	0.7000	0.15	1	0	70.0	70	130				
Propylene	0.7900	0.15	1	0	79.0	70	130				
Styrene	0.7000	0.15	1	0	70.0	70	130				
Tetrachloroethylene	0.7800	0.15	1	0	78.0	70	130				
Tetrahydrofuran	0.8300	0.15	1	0	83.0	70	130				
Toluene	0.8800	0.15	1	0	88.0	70	130				
trans-1,2-Dichloroethene	0.8900	0.15	1	0	89.0	70	130				
trans-1,3-Dichloropropene	0.7300	0.15	1	0	73.0	70	130				
Trichloroethene	0.7000	0.040	1	0	70.0	70	130				
Vinyl acetate	0.9300	0.15	1	0	93.0	70	130				
Vinyl Bromide	0.9200	0.15	1	0	92.0	70	130				
Vinyl chloride	0.7900	0.040	1	0	79.0	70	130				

Sample ID	BLCS1UG-012811	SampType:	LCS	TestCode:	0.25CT-TCE-	Units:	ppbV	Prep Date:		RunNo:	4207
Client ID:	ZZZZZ	Batch ID:	R4207	TestNo:	TO-15			Analysis Date:	1/28/2011	SeqNo:	50560

Analyte	Result	PQL	SPK value	SPK Ref Val	%REC	LowLimit	HighLimit	RPD Ref Val	%RPD	RPDLimit	Qual
1,1,1-Trichloroethane	0.7300	0.15	1	0	73.0	70	130				
1,1,2,2-Tetrachloroethane	0.7500	0.15	1	0	75.0	70	130				
1,1,2-Trichloroethane	0.7600	0.15	1	0	76.0	70	130				
1,1-Dichloroethane	0.8300	0.15	1	0	83.0	70	130				
1,1-Dichloroethene	0.9300	0.15	1	0	93.0	70	130				
1,2,4-Trichlorobenzene	1.180	0.15	1	0	118	70	130				
1,2,4-Trimethylbenzene	0.9000	0.15	1	0	90.0	70	130				
1,2-Dibromoethane	0.8300	0.15	1	0	83.0	70	130				
1,2-Dichlorobenzene	0.9200	0.15	1	0	92.0	70	130				
1,2-Dichloroethane	0.8400	0.15	1	0	84.0	70	130				
1,2-Dichloropropane	0.7100	0.15	1	0	71.0	70	130				

Qualifiers:

.	Results reported are not blank corrected	E	Value above quantitation range	H	Holding times for preparation or analysis exceeded
J	Analyte detected at or below quantitation limits	ND	Not Detected at the Reporting Limit	R	RPD outside accepted recovery limits
S	Spike Recovery outside accepted recovery limits				

Centek laboratories, LLC

CLIENT: Arcadis
Work Order: C1101036
Project: Lockheed Martin NJ001014.0001

TestCode: 0.25CT-TCE-VC

Sample ID	BLCS1UG-012811	SampType:	LCS	TestCode:	0.25CT-TCE-	Units:	ppbV	Prep Date:		RunNo:	4207
Client ID:	ZZZZZ	Batch ID:	R4207	TestNo:	TO-15			Analysis Date:	1/28/2011	SeqNo:	50560

Analyte	Result	PQL	SPK value	SPK Ref Val	%REC	LowLimit	HighLimit	RPD Ref Val	%RPD	RPDLimit	Qual
1,3,5-Trimethylbenzene	0.9300	0.15	1	0	93.0	70	130				
1,3-butadiene	0.8200	0.15	1	0	82.0	70	130				
1,3-Dichlorobenzene	1.010	0.15	1	0	101	70	130				
1,4-Dichlorobenzene	1.040	0.15	1	0	104	70	130				
1,4-Dioxane	0.9100	0.30	1	0	91.0	70	130				
2,2,4-trimethylpentane	0.7200	0.15	1	0	72.0	70	130				
4-ethyltoluene	0.9100	0.15	1	0	91.0	70	130				
Acetone	0.7500	0.30	1	0	75.0	70	130				
Allyl chloride	0.8400	0.15	1	0	84.0	70	130				
Benzene	0.7300	0.15	1	0	73.0	70	130				
Benzyl chloride	0.7400	0.15	1	0	74.0	70	130				
Bromodichloromethane	0.7200	0.15	1	0	72.0	70	130				
Bromoform	0.9100	0.15	1	0	91.0	70	130				
Bromomethane	0.8600	0.15	1	0	86.0	70	130				
Carbon disulfide	0.7700	0.15	1	0	77.0	70	130				
Carbon tetrachloride	0.7500	0.040	1	0	75.0	70	130				
Chlorobenzene	0.8800	0.15	1	0	88.0	70	130				
Chloroethane	0.8000	0.15	1	0	80.0	70	130				
Chloroform	0.8000	0.15	1	0	80.0	70	130				
Chloromethane	0.7000	0.15	1	0	70.0	70	130				
cis-1,2-Dichloroethene	0.7700	0.15	1	0	77.0	70	130				
cis-1,3-Dichloropropene	0.7200	0.15	1	0	72.0	70	130				
Cyclohexane	0.7400	0.15	1	0	74.0	70	130				
Dibromochloromethane	0.8600	0.15	1	0	86.0	70	130				
Ethyl acetate	0.7700	0.25	1	0	77.0	70	130				
Ethylbenzene	0.8100	0.15	1	0	81.0	70	130				
Freon 11	0.8800	0.15	1	0	88.0	70	130				
Freon 113	0.8400	0.15	1	0	84.0	70	130				
Freon 114	0.8300	0.15	1	0	83.0	70	130				
Freon 12	0.8300	0.15	1	0	83.0	70	130				
Heptane	0.7100	0.15	1	0	71.0	70	130				

Qualifiers:

.	Results reported are not blank corrected	E	Value above quantitation range	H	Holding times for preparation or analysis exceeded
J	Analyte detected at or below quantitation limits	ND	Not Detected at the Reporting Limit	R	RPD outside accepted recovery limits
S	Spike Recovery outside accepted recovery limits				

CLIENT: Arcadis
Work Order: C1101036
Project: Lockheed Martin NJ001014.0001

TestCode: 0.25CT-TCE-VC

Sample ID	BLCS1UG-012811	SampType:	LCS	TestCode:	0.25CT-TCE-	Units:	ppbV	Prep Date:		RunNo:	4207
Client ID:	ZZZZZ	Batch ID:	R4207	TestNo:	TO-15			Analysis Date:	1/28/2011	SeqNo:	50560

Analyte	Result	PQL	SPK value	SPK Ref Val	%REC	LowLimit	HighLimit	RPD Ref Val	%RPD	RPDLimit	Qual
Hexachloro-1,3-butadiene	1.150	0.15	1	0	115	70	130				
Hexane	0.7100	0.15	1	0	71.0	70	130				
Isopropyl alcohol	0.7400	0.15	1	0	74.0	70	130				
m&p-Xylene	1.670	0.30	2	0	83.5	70	130				
Methyl Butyl Ketone	0.8400	0.30	1	0	84.0	70	130				
Methyl Ethyl Ketone	0.8400	0.30	1	0	84.0	70	130				
Methyl Isobutyl Ketone	0.7600	0.30	1	0	76.0	70	130				
Methyl tert-butyl ether	0.9000	0.15	1	0	90.0	70	130				
Methylene chloride	0.7900	0.15	1	0	79.0	70	130				
o-Xylene	0.8500	0.15	1	0	85.0	70	130				
Propylene	0.7400	0.15	1	0	74.0	70	130				
Styrene	0.8600	0.15	1	0	86.0	70	130				
Tetrachloroethylene	0.9700	0.15	1	0	97.0	70	130				
Tetrahydrofuran	0.7400	0.15	1	0	74.0	70	130				
Toluene	0.9100	0.15	1	0	91.0	70	130				
trans-1,2-Dichloroethene	0.8200	0.15	1	0	82.0	70	130				
trans-1,3-Dichloropropene	0.7100	0.15	1	0	71.0	70	130				
Trichloroethene	0.8000	0.040	1	0	80.0	70	130				
Vinyl acetate	0.7400	0.15	1	0	74.0	70	130				
Vinyl Bromide	0.9400	0.15	1	0	94.0	70	130				
Vinyl chloride	0.7700	0.040	1	0	77.0	70	130				

Qualifiers:

.	Results reported are not blank corrected	E	Value above quantitation range	H	Holding times for preparation or analysis exceeded
J	Analyte detected at or below quantitation limits	ND	Not Detected at the Reporting Limit	R	RPD outside accepted recovery limits
S	Spike Recovery outside accepted recovery limits				

Centek laboratories, LLC

Quantitation Report (QT Reviewed)

Data File : C:\MSDCHEM\1\DATA\BG012606.D Vial: 6
Acq On : 26 Jan 2011 1:33 pm Operator: LL
Sample : BLCS1UG-012611 Inst : MSD #2
Misc : 1ugm3 & 0.25TCE,CT,VNCL LCS Multiplr: 1.00
MS Integration Params: RTEINT.P
Quant Time: Jan 26 14:01:54 2011 Quant Results File: B118_1UG.RES

Quant Method : C:\MSDCHEM\1\METHODS\B118_1UG.M (RTE Integrator)
Title : TO-15 VOA Standards for 5 point calibration
Last Update : Wed Jan 26 14:01:48 2011
Response via : Initial Calibration
DataAcq Meth : B118_1UG

Internal Standards	R.T.	QIon	Response	Conc	Units		Dev(Min)
1) Bromochloromethane	7.87	128	19342	1.00	ppb		0.00
30) 1,4-difluorobenzene	10.18	114	45225	1.00	ppb		0.00
44) Chlorobenzene-d5	14.98	117	45666	1.00	ppb		0.00
System Monitoring Compounds							
57) Bromofluorobenzene	16.52	95	25521	1.04	ppb		0.00
Spiked Amount 1.000	Range 70 - 130		Recovery = 104.00%				
Target Compounds							Qvalue
2) Propylene	3.09	41	16759	0.71	ppb		73
3) Freon 12	3.13	85	92281	0.78	ppb		97
4) Chloromethane	3.27	50	32258	0.76	ppb		81
5) Freon 114	3.27	85	80732	0.76	ppb		89
6) Vinyl Chloride	3.41	62	22893	0.78	ppb		95
7) 1,3-butadiene	3.49	39	15457	0.77	ppb		90
8) Bromomethane	3.74	94	23556	0.77	ppb		89
9) Chloroethane	3.86	64	11997	0.79	ppb		85
10) Vinyl Bromide	4.13	106	25802	0.89	ppb		91
11) Freon 11	4.33	101	92919 I.t.	0.82	ppb		93
12) Acetone	4.76	58	9728m	0.75	ppb		
13) Isopropyl alcohol	4.87	45	17923m	0.76	ppb		
14) 1,1-dichloroethene	4.94	96	25630	0.88	ppb		95
15) Freon 113	5.12	101	59219	0.77	ppb		81
16) Methylene chloride	5.35	84	22141	0.75	ppb	#	78
17) Allyl chloride	5.32	41	23457	0.84	ppb		84
18) Carbon disulfide	5.46	76	74365	0.76	ppb		93
19) trans-1,2-dichloroethene	6.19	61	35062	0.80	ppb		93
20) methyl tert-butyl ether	6.34	73	43613	0.85	ppb		80
21) 1,1-dichloroethane	6.58	63	50232	0.83	ppb		96
22) Vinyl acetate	6.67	43	32950	0.91	ppb		99
23) Methyl Ethyl Ketone	7.36	43	16115	0.80	ppb		100
24) cis-1,2-dichloroethene	7.45	61	19465	0.72	ppb	#	73
25) Hexane	7.06	41	24566	0.70	ppb	#	69
26) Ethyl acetate	7.85	43	20840	0.79	ppb		92
27) Chloroform	8.03	83	50364	0.77	ppb		98
28) Tetrahydrofuran	8.60	42	7247m	0.96	ppb		
29) 1,2-dichloroethane	9.12	62	31774	0.79	ppb		96
31) 1,1,1-trichloroethane	8.79	97	62809	0.82	ppb		94
32) Cyclohexane	9.48	56	19841	0.87	ppb	#	41
33) Carbon tetrachloride	9.42	117	69683	0.73	ppb		86
34) Benzene	9.41	78	49915	0.77	ppb		92
35) 1,4-dioxane	11.81	88	3388m	0.94	ppb		
36) 2,2,4-trimethylpentane	10.33	57	64225	0.87	ppb		90
37) Heptane	10.75	43	19284	0.80	ppb		97
38) Trichloroethene	10.87	130	27818	0.71	ppb	#	76
39) 1,2-dichloropropane	11.01	63	18548	0.76	ppb		86
40) Bromodichloromethane	11.38	83	54577	0.82	ppb		99
41) cis-1,3-dichloropropene	12.25	75	16516	0.80	ppb		94
42) trans-1,3-dichloropropene	13.03	75	15257	0.76	ppb		67
43) 1,1,2-trichloroethane	13.35	97	25325	0.81	ppb	#	66
45) Toluene	13.07	92	31691	0.94	ppb		90
46) Methyl Isobutyl Ketone	12.33	43	19362	0.89	ppb		73
47) Dibromochloromethane	14.01	129	56705	0.86	ppb		98
48) Methyl Butyl Ketone	13.67	43	14710	1.10	ppb		96

(#) = qualifier out of range (m) = manual integration

Quantitation Report (QT Reviewed)

Data File : C:\MSDCHEM\1\DATA\BG012606.D Vial: 6
Acq On : 26 Jan 2011 1:33 pm Operator: LL
Sample : BLCS1UG-012611 Inst : MSD #2
Misc : 1ugm3 & 0.25TCE,CT,VNCL LCS Multiplr: 1.00
MS Integration Params: RTEINT.P
Quant Time: Jan 26 14:01:54 2011 Quant Results File: B118_1UG.RES

Quant Method : C:\MSDCHEM\1\METHODS\B118_1UG.M (RTE Integrator)
Title : TO-15 VOA Standards for 5 point calibration
Last Update : Wed Jan 26 14:01:48 2011
Response via : Initial Calibration
DataAcq Meth : B118_1UG

	Compound	R.T.	QIon	Response	Conc	Unit		Qvalue
49)	1,2-dibromoethane	14.25	107	30401	0.86	ppb		91
50)	Tetrachloroethylene	14.08	164	34929	0.90	ppb		97
51)	Chlorobenzene	15.02	112	50821	0.99	ppb		94
52)	Ethylbenzene	15.27	91	50151	0.95	ppb		93
53)	m&p-xylene	15.47	91	91800	1.87	ppb		99
54)	Styrene	15.87	104	28797	0.95	ppb	#	60
55)	Bromoform	15.96	173	57573 I.L.	0.83	ppb		88
56)	o-xylene	15.89	91	50521m	0.98	ppb		
58)	1,1,2,2-tetrachloroethane	16.32	83	34011	0.84	ppb		98
59)	4-ethyltoluene	17.07	105	53674	0.94	ppb		80
60)	1,3,5-trimethylbenzene	17.13	105	44551	0.93	ppb		86
61)	1,2,4-trimethylbenzene	17.53	105	29169	0.93	ppb		80
62)	1,3-dichlorobenzene	17.78	146	34686	1.00	ppb		86
63)	benzyl chloride	17.85	91	34625	0.78	ppb		87
64)	1,4-dichlorobenzene	17.90	146	36959	0.99	ppb		93
65)	1,2-dichlorobenzene	18.18	146	27951	0.97	ppb		86
66)	1,2,4-trichlorobenzene	19.78	180	6872	1.07	ppb	#	67
68)	Hexachloro-1,3-butadiene	20.03	225	22015	1.03	ppb		85

(#) = qualifier out of range (m) = manual integration (+) = signals summed

Quantitation Report (QT Reviewed)

Data File : C:\MSDCHEM\1\DATA\BG012606.D Vial: 6
Acq On : 26 Jan 2011 1:33 pm Operator: LL
Sample : BLCS1UG-012611 Inst : MSD #2
Misc : 1ugm3 & 0.25TCE,CT,VNCL LCS Multiplr: 1.00
MS Integration Params: RTEINT.P
Quant Time: Feb 2 9:41 2011 Quant Results File: B118_1UG.RES

Method : C:\MSDCHEM\1\METHODS\B118_1UG.M (RTE Integrator)
Title : TO-15 VOA Standards for 5 point calibration
Last Update : Tue Feb 01 16:05:43 2011
Response via : Initial Calibration

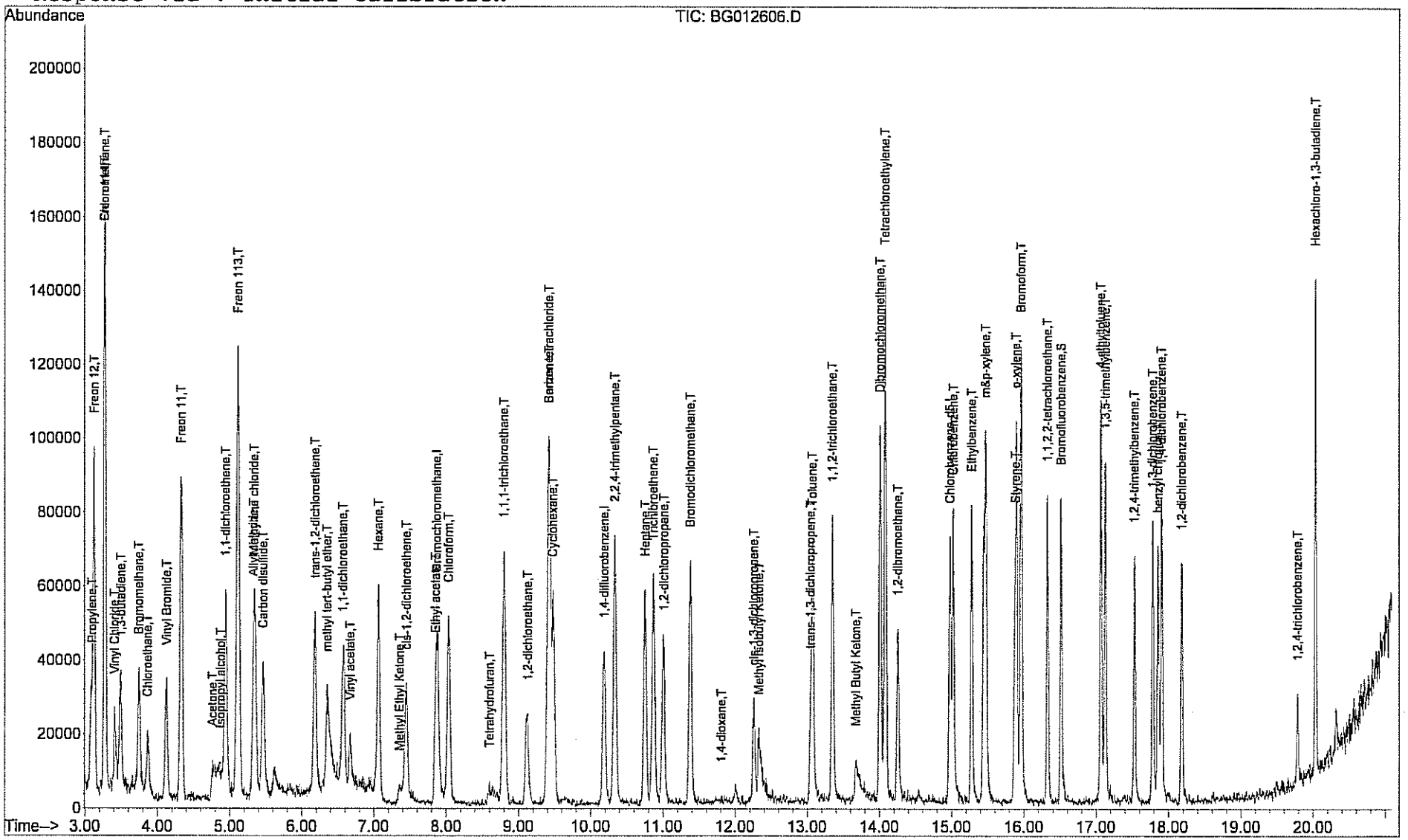

Centek laboratories, LLC

Quantitation Report (QT Reviewed)

Data File : C:\MSDCHEM\1\DATA\BG012704.D Vial: 4
Acq On : 27 Jan 2011 12:44 pm Operator: LL
Sample : BLCS1UG-012711 Inst : MSD #2
Misc : 1ugm3 & 0.25TCE,CT,VNCL LCS Multiplr: 1.00
MS Integration Params: RTEINT.P
Quant Time: Feb 02 10:54:55 2011 Quant Results File: B118_1UG.RES

Quant Method : C:\MSDCHEM\1\METHODS\B118_1UG.M (RTE Integrator)
Title : TO-15 VOA Standards for 5 point calibration
Last Update : Tue Feb 01 16:05:43 2011
Response via : Initial Calibration
DataAcq Meth : B118_1UG

Internal Standards	R.T.	QIon	Response	Conc	Units		Dev(Min)
1) Bromochloromethane	7.88	128	17138	1.00	ppb		0.00
30) 1,4-difluorobenzene	10.19	114	53436	1.00	ppb		0.00
44) Chlorobenzene-d5	14.98	117	54947	1.00	ppb		0.00
System Monitoring Compounds							
57) Bromofluorobenzene	16.51	95	29756	1.01	ppb		0.00
Spiked Amount 1.000	Range 70 - 130		Recovery = 101.00%				
Target Compounds							Qvalue
2) Propylene	3.09	41	16606	0.79	ppb		65
3) Freon 12	3.13	85	95887	0.92	ppb		96
4) Chloromethane	3.27	50	30937	0.82	ppb		75
5) Freon 114	3.28	85	82313	0.88	ppb		87
6) Vinyl Chloride	3.42	62	20336	0.79	ppb		96
7) 1,3-butadiene	3.49	39	14351	0.81	ppb		97
8) Bromomethane	3.75	94	24233	0.89	ppb		91
9) Chloroethane	3.87	64	12503	0.93	ppb		87
10) Vinyl Bromide	4.13	106	23852	0.92	ppb		86
11) Freon 11	4.33	101	90499	0.90	ppb		97
12) Acetone	4.88	58	8425m	0.73	ppb		
13) Isopropyl alcohol	4.98	45	16792m	0.80	ppb		
14) 1,1-dichloroethene	4.95	96	23234	0.90	ppb		95
15) Freon 113	5.13	101	59378	0.87	ppb		81
16) Methylene chloride	5.36	84	22395	0.85	ppb	#	80
17) Allyl chloride	5.35	41	21700	0.88	ppb		86
18) Carbon disulfide	5.47	76	74291	0.85	ppb		97
19) trans-1,2-dichloroethene	6.19	61	34648	0.89	ppb		87
20) methyl tert-butyl ether	6.40	73	43005m	0.95	ppb		
21) 1,1-dichloroethane	6.58	63	50245	0.94	ppb		96
22) Vinyl acetate	6.71	43	29969m	0.93	ppb		
23) Methyl Ethyl Ketone	7.50	43	12625m	0.71	ppb		
24) cis-1,2-dichloroethene	7.47	61	21154	0.89	ppb		82
25) Hexane	7.07	41	26341	0.85	ppb	#	71
26) Ethyl acetate	7.94	43	22236m	0.95	ppb		
27) Chloroform	8.05	83	54821	0.95	ppb		97
28) Tetrahydrofuran	8.78	42	5593m	0.83	ppb		
29) 1,2-dichloroethane	9.12	62	34384	0.97	ppb		86
31) 1,1,1-trichloroethane	8.82	97	63199	0.70	ppb		86
32) Cyclohexane	9.49	56	18855	0.70	ppb	#	28
33) Carbon tetrachloride	9.43	117	80547m	0.71	ppb		
34) Benzene	9.41	78	56069m	0.73	ppb		
35) 1,4-dioxane	11.81	88	3013m	0.71	ppb		
36) 2,2,4-trimethylpentane	10.34	57	63307	0.73	ppb		87
37) Heptane	10.76	43	21401	0.76	ppb		96
38) Trichloroethene	10.88	130	32482	0.70	ppb		91
39) 1,2-dichloropropane	11.01	63	20288m	0.70	ppb		
40) Bromodichloromethane	11.38	83	55580m	0.71	ppb		
41) cis-1,3-dichloropropene	12.25	75	18413	0.76	ppb		91
42) trans-1,3-dichloropropene	13.06	75	17231	0.73	ppb	#	30
43) 1,1,2-trichloroethane	13.35	97	25930m	0.70	ppb		
45) Toluene	13.07	92	35394	0.88	ppb	#	82
46) Methyl Isobutyl Ketone	12.35	43	18712	0.71	ppb		75
47) Dibromochloromethane	14.02	129	59888m	0.76	ppb		
48) Methyl Butyl Ketone	13.70	43	14047	0.87	ppb		96

(#) = qualifier out of range (m) = manual integration

Quantitation Report (QT Reviewed)

Data File : C:\MSDCHEM\1\DATA\BG012704.D Vial: 4
Acq On : 27 Jan 2011 12:44 pm Operator: LL
Sample : BLCS1UG-012711 Inst : MSD #2
Misc : 1ugm3 & 0.25TCE,CT,VNCL LCS Multiplr: 1.00
MS Integration Params: RTEINT.P
Quant Time: Feb 02 10:54:55 2011 Quant Results File: B118_1UG.RES

Quant Method : C:\MSDCHEM\1\METHODS\B118_1UG.M (RTE Integrator)
Title : TO-15 VOA Standards for 5 point calibration
Last Update : Tue Feb 01 16:05:43 2011
Response via : Initial Calibration
DataAcq Meth : B118_1UG

	Compound	R.T.	QIon	Response	Conc	Unit		Qvalue
49)	1,2-dibromoethane	14.25	107	33404	0.78	ppb		87
50)	Tetrachloroethylene	14.08	164	36659	0.78	ppb		97
51)	Chlorobenzene	15.02	112	50327	0.82	ppb		88
52)	Ethylbenzene	15.28	91	46358	0.73	ppb		91
53)	m&p-xylene	15.47	91	83291	1.41	ppb		96
54)	Styrene	15.86	104	25268m	0.70	ppb		
55)	Bromoform	15.96	173	63787	0.77	ppb		95
56)	o-xylene	15.90	91	43392	0.70	ppb		97
58)	1,1,2,2-tetrachloroethane	16.33	83	33935	0.70	ppb		98
59)	4-ethyltoluene	17.07	105	49093	0.71	ppb		80
60)	1,3,5-trimethylbenzene	17.12	105	47612	0.82	ppb		91
61)	1,2,4-trimethylbenzene	17.53	105	26808	0.71	ppb		83
62)	1,3-dichlorobenzene	17.78	146	32438	0.78	ppb		77
63)	benzyl chloride	17.86	91	37244m	0.70	ppb		
64)	1,4-dichlorobenzene	17.90	146	35287	0.79	ppb		83
65)	1,2-dichlorobenzene	18.19	146	27839	0.81	ppb		96
66)	1,2,4-trichlorobenzene	19.78	180	9562	1.24	ppb	#	78
68)	Hexachloro-1,3-butadiene	20.03	225	23580	0.92	ppb	#	78

(#) = qualifier out of range (m) = manual integration (+) = signals summed

Quantitation Report (QT Reviewed)

Data File : C:\MSDCHEM\1\DATA\BG012704.D Vial: 4
Acq On : 27 Jan 2011 12:44 pm Operator: LL
Sample : BLCS1UG-012711 Inst : MSD #2
Misc : 1ugm3 & 0.25TCE,CT,VNCL LCS Multiplr: 1.00
MS Integration Params: RTEINT.P
Quant Time: Feb 2 11:04 2011 Quant Results File: B118_1UG.RES

Method : C:\MSDCHEM\1\METHODS\B118_1UG.M (RTE Integrator)
Title : TO-15 VOA Standards for 5 point calibration
Last Update : Tue Feb 01 16:05:43 2011
Response via : Initial Calibration

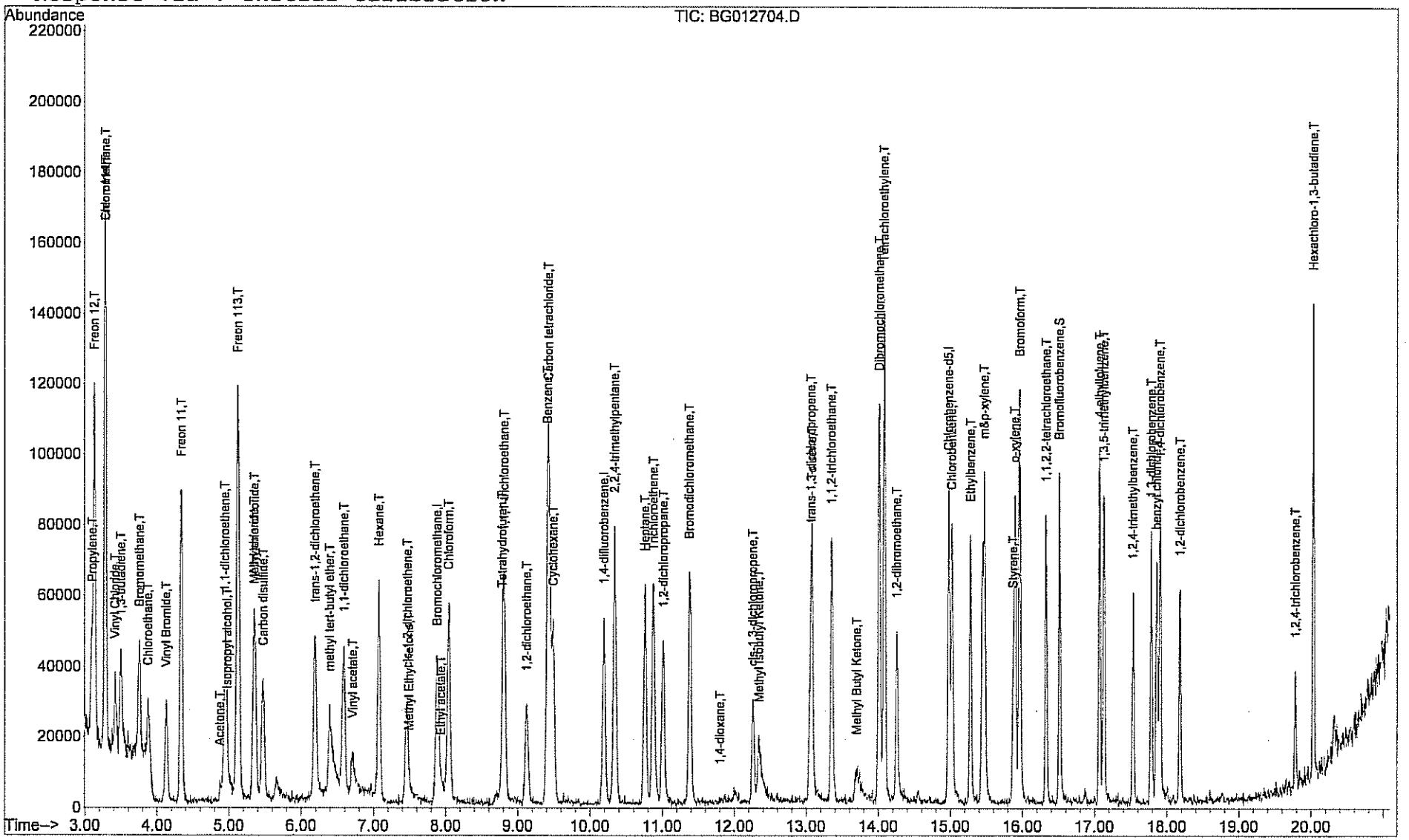

Quantitation Report (QT Reviewed)

Data File : C:\MSDCHEM\1\DATA\BG012807.D Vial: 7
Acq On : 28 Jan 2011 3:27 pm Operator: LL
Sample : BLCS1UG-012811 Inst : MSD #2
Misc : 1ugm3 & 0.25TCE,CT,VNCL LCS Multiplr: 1.00
MS Integration Params: RTEINT.P
Quant Time: Feb 02 12:50:54 2011 Quant Results File: B118_1UG.RES

Quant Method : C:\MSDCHEM\1\METHODS\B118_1UG.M (RTE Integrator)
Title : TO-15 VOA Standards for 5 point calibration
Last Update : Tue Feb 01 16:05:43 2011
Response via : Initial Calibration
DataAcq Meth : B118_1UG

Internal Standards	R.T.	QIon	Response	Conc	Units		Dev(Min)
1) Bromochloromethane	7.87	128	18533	1.00	ppb		0.00
30) 1,4-difluorobenzene	10.18	114	48861	1.00	ppb		0.00
44) Chlorobenzene-d5	14.97	117	49640	1.00	ppb		0.00
System Monitoring Compounds							
57) Bromofluorobenzene	16.51	95	25117	0.95	ppb		0.00
Spiked Amount 1.000	Range 70 - 130		Recovery = 95.00%				
Target Compounds							Qvalue
2) Propylene	3.08	41	16868m	0.74	ppb		
3) Freon 12	3.13	85	93295	0.83	ppb		96
4) Chloromethane	3.28	50	28684	0.70	ppb		83
5) Freon 114	3.27	85	84380	0.83	ppb		80
6) Vinyl Chloride	3.42	62	21665	0.77	ppb		94
7) 1,3-butadiene	3.49	39	15729	0.82	ppb		95
8) Bromomethane	3.75	94	25283	0.86	ppb		93
9) Chloroethane	3.88	64	11564	0.80	ppb		95
10) Vinyl Bromide	4.12	106	26197	0.94	ppb		87
11) Freon 11	4.32	101	95092	0.88	ppb		93
12) Acetone	4.76	58	9260m	0.75	ppb		
13) Isopropyl alcohol	4.85	45	16645m	0.74	ppb		
14) 1,1-dichloroethene	4.95	96	26017	0.93	ppb	#	85
15) Freon 113	5.12	101	61854	0.84	ppb	#	74
16) Methylene chloride	5.35	84	22385	0.79	ppb	#	82
17) Allyl chloride	5.34	41	22421	0.84	ppb		92
18) Carbon disulfide	5.46	76	72621	0.77	ppb		94
19) trans-1,2-dichloroethene	6.18	61	34670	0.82	ppb		85
20) methyl tert-butyl ether	6.36	73	44339m	0.90	ppb		
21) 1,1-dichloroethane	6.58	63	47813	0.83	ppb		97
22) Vinyl acetate	6.67	43	25775	0.74	ppb		92
23) Methyl Ethyl Ketone	7.36	43	16255	0.84	ppb	#	100
24) cis-1,2-dichloroethene	7.45	61	20010	0.77	ppb	#	68
25) Hexane	7.06	41	23747m	0.71	ppb		
26) Ethyl acetate	7.85	43	19451	0.77	ppb		90
27) Chloroform	8.04	83	50204	0.80	ppb		99
28) Tetrahydrofuran	8.63	42	5372m	0.74	ppb		
29) 1,2-dichloroethane	9.11	62	32178	0.84	ppb		93
31) 1,1,1-trichloroethane	8.80	97	60129	0.73	ppb		85
32) Cyclohexane	9.48	56	18195m	0.74	ppb		
33) Carbon tetrachloride	9.43	117	77295	0.75	ppb		90
34) Benzene	9.41	78	50901	0.73	ppb		95
35) 1,4-dioxane	11.86	88	3524m	0.91	ppb		
36) 2,2,4-trimethylpentane	10.34	57	56933	0.72	ppb		86
37) Heptane	10.76	43	18323m	0.71	ppb		
38) Trichloroethene	10.86	130	33667	0.80	ppb		86
39) 1,2-dichloropropane	11.02	63	18668m	0.71	ppb		
40) Bromodichloromethane	11.38	83	51961	0.72	ppb		100
41) cis-1,3-dichloropropene	12.26	75	15984	0.72	ppb		92
42) trans-1,3-dichloropropene	13.05	75	15329m	0.71	ppb		
43) 1,1,2-trichloroethane	13.34	97	25693	0.76	ppb		73
45) Toluene	13.08	92	33349	0.91	ppb	#	84
46) Methyl Isobutyl Ketone	12.32	43	17993	0.76	ppb		77
47) Dibromochloromethane	14.01	129	61600	0.86	ppb		100
48) Methyl Butyl Ketone	13.69	43	12257	0.84	ppb		84

(#) = qualifier out of range (m) = manual integration

Quantitation Report (QT Reviewed)

Data File : C:\MSDCHEM\1\DATA\BG012807.D Vial: 7
Acq On : 28 Jan 2011 3:27 pm Operator: LL
Sample : BLCS1UG-012811 Inst : MSD #2
Misc : 1ugm3 & 0.25TCE,CT,VNCL LCS Multiplr: 1.00
MS Integration Params: RTEINT.P
Quant Time: Feb 02 12:50:54 2011 Quant Results File: B118_1UG.RES

Quant Method : C:\MSDCHEM\1\METHODS\B118_1UG.M (RTE Integrator)
Title : TO-15 VOA Standards for 5 point calibration
Last Update : Tue Feb 01 16:05:43 2011
Response via : Initial Calibration
DataAcq Meth : B118_1UG

	Compound	R.T.	QIon	Response	Conc	Unit		Qvalue
49)	1,2-dibromoethane	14.25	107	32024	0.83	ppb		85
50)	Tetrachloroethylene	14.08	164	40925	0.97	ppb		98
51)	Chlorobenzene	15.02	112	48922	0.88	ppb		88
52)	Ethylbenzene	15.27	91	46738	0.81	ppb		95
53)	m&p-xylene	15.47	91	89112	1.67	ppb		93
54)	Styrene	15.87	104	28146	0.86	ppb		69
55)	Bromoform	15.95	173	68221	0.91	ppb		92
56)	o-xylene	15.90	91	47830m	0.85	ppb		
58)	1,1,2,2-tetrachloroethane	16.32	83	32915	0.75	ppb		97
59)	4-ethyltoluene	17.07	105	56612	0.91	ppb		83
60)	1,3,5-trimethylbenzene	17.12	105	48676m	0.93	ppb		
61)	1,2,4-trimethylbenzene	17.53	105	30814	0.90	ppb		84
62)	1,3-dichlorobenzene	17.78	146	37960	1.01	ppb		85
63)	benzyl chloride	17.86	91	35939	0.74	ppb		87
64)	1,4-dichlorobenzene	17.91	146	41925	1.04	ppb		90
65)	1,2-dichlorobenzene	18.18	146	28778	0.92	ppb		93
66)	1,2,4-trichlorobenzene	19.78	180	8266	1.18	ppb		96
68)	Hexachloro-1,3-butadiene	20.03	225	26738	1.15	ppb	#	88

(#) = qualifier out of range (m) = manual integration (+) = signals summed

Quantitation Report (QT Reviewed)

Data File : C:\MSDCHEM\1\DATA\BG012807.D Vial: 7
Acq On : 28 Jan 2011 3:27 pm Operator: LL
Sample : BLCS1UG-012811 Inst : MSD #2
Misc : 1ugm3 & 0.25TCE,CT,VNCL LCS Multiplr: 1.00
MS Integration Params: RTEINT.P
Quant Time: Feb 2 12:54 2011 Quant Results File: B118_1UG.RES

Method : C:\MSDCHEM\1\METHODS\B118_1UG.M (RTE Integrator)
Title : TO-15 VOA Standards for 5 point calibration
Last Update : Tue Feb 01 16:05:43 2011
Response via : Initial Calibration

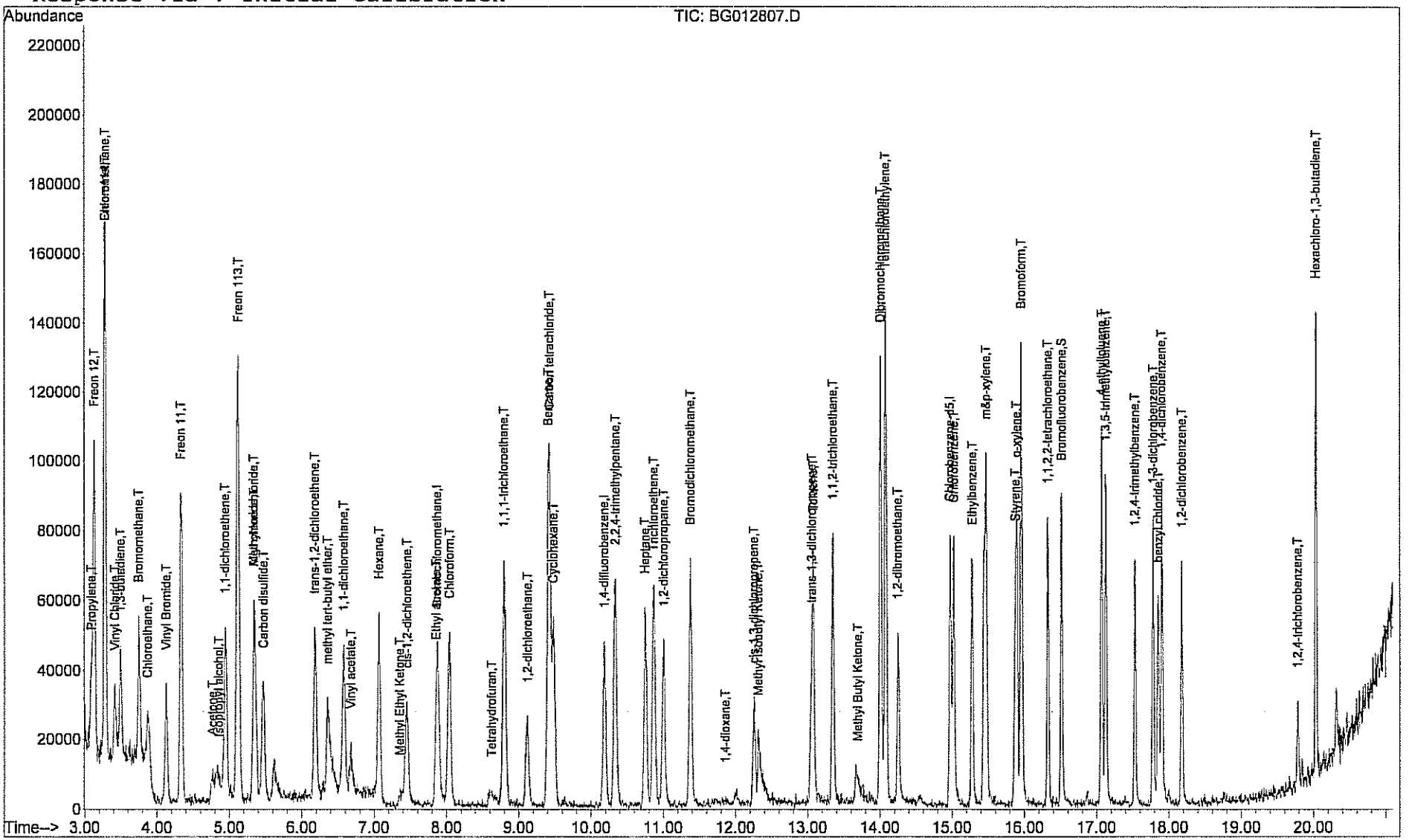

Centek laboratories, LLC

CENTEK LABORATORIES, LLC

Date: *24-Feb-11*

ANALYTICAL QC SUMMARY REPORT

CLIENT: Arcadis
Work Order: C1101036
Project: Lockheed Martin NJ001014.0001

TestCode: 0.25CT-TCE-VC

Sample ID **BLCSD1UG-012611** SampType: **LCSD** TestCode: **0.25CT-TCE-** Units: **ppbV** Prep Date: RunNo: **4205**
Client ID: **ZZZZZ** Batch ID: **R4205** TestNo: **TO-15** Analysis Date: **1/27/2011** SeqNo: **50473**

Analyte	Result	PQL	SPK value	SPK Ref Val	%REC	LowLimit	HighLimit	RPD Ref Val	%RPD	RPDLimit	Qual
1,1,1-Trichloroethane	1.000	0.15	1	0	100	70	130	0.82	19.8	30	
1,1,2,2-Tetrachloroethane	1.030	0.15	1	0	103	70	130	0.84	20.3	30	
1,1,2-Trichloroethane	1.040	0.15	1	0	104	70	130	0.81	24.9	30	
1,1-Dichloroethane	0.9500	0.15	1	0	95.0	70	130	0.83	13.5	30	
1,1-Dichloroethene	1.000	0.15	1	0	100	70	130	0.88	12.8	30	
1,2,4-Trichlorobenzene	1.020	0.15	1	0	102	70	130	1.07	4.78	30	
1,2,4-Trimethylbenzene	1.100	0.15	1	0	110	70	130	0.93	16.7	30	
1,2-Dibromoethane	0.9700	0.15	1	0	97.0	70	130	0.86	12.0	30	
1,2-Dichlorobenzene	1.180	0.15	1	0	118	70	130	0.97	19.5	30	
1,2-Dichloroethane	0.9300	0.15	1	0	93.0	70	130	0.79	16.3	30	
1,2-Dichloropropane	1.010	0.15	1	0	101	70	130	0.76	28.2	30	
1,3,5-Trimethylbenzene	1.200	0.15	1	0	120	70	130	0.93	25.4	30	
1,3-butadiene	0.8900	0.15	1	0	89.0	70	130	0.77	14.5	30	
1,3-Dichlorobenzene	1.190	0.15	1	0	119	70	130	1	17.4	30	
1,4-Dichlorobenzene	1.230	0.15	1	0	123	70	130	0.99	21.6	30	
1,4-Dioxane	0.8700	0.30	1	0	87.0	70	130	0.94	7.73	30	
2,2,4-trimethylpentane	1.120	0.15	1	0	112	70	130	0.87	25.1	30	
4-ethyltoluene	1.060	0.15	1	0	106	70	130	0.94	12.0	30	
Acetone	0.8900	0.30	1	0	89.0	70	130	0.75	17.1	30	
Allyl chloride	0.9500	0.15	1	0	95.0	70	130	0.84	12.3	30	
Benzene	1.020	0.15	1	0	102	70	130	0.77	27.9	30	
Benzyl chloride	0.9500	0.15	1	0	95.0	70	130	0.78	19.7	30	
Bromodichloromethane	1.050	0.15	1	0	105	70	130	0.82	24.6	30	
Bromoform	1.050	0.15	1	0	105	70	130	0.83	23.4	30	
Bromomethane	0.9300	0.15	1	0	93.0	70	130	0.77	18.8	30	

Qualifiers:
. Results reported are not blank corrected
J Analyte detected at or below quantitation limits
S Spike Recovery outside accepted recovery limits
E Value above quantitation range
ND Not Detected at the Reporting Limit
H Holding times for preparation or analysis exceeded
R RPD outside accepted recovery limits

CLIENT: Arcadis
Work Order: C1101036
Project: Lockheed Martin NJ001014.0001

TestCode: 0.25CT-TCE-VC

Sample ID BLCSD1UG-012611 SampType: LCSD TestCode: 0.25CT-TCE- Units: ppbV Prep Date: RunNo: 4205
Client ID: ZZZZZ Batch ID: R4205 TestNo: TO-15 Analysis Date: 1/27/2011 SeqNo: 50473

Analyte	Result	PQL	SPK value	SPK Ref Val	%REC	LowLimit	HighLimit	RPD Ref Val	%RPD	RPDLimit	Qual
Carbon disulfide	0.8500	0.15	1	0	85.0	70	130	0.76	11.2	30	
Carbon tetrachloride	0.9500	0.040	1	0	95.0	70	130	0.73	26.2	30	
Chlorobenzene	1.070	0.15	1	0	107	70	130	0.99	7.77	30	
Chloroethane	0.9400	0.15	1	0	94.0	70	130	0.79	17.3	30	
Chloroform	0.9300	0.15	1	0	93.0	70	130	0.77	18.8	30	
Chloromethane	0.8900	0.15	1	0	89.0	70	130	0.76	15.8	30	
cis-1,2-Dichloroethene	0.9200	0.15	1	0	92.0	70	130	0.72	24.4	30	
cis-1,3-Dichloropropene	0.9100	0.15	1	0	91.0	70	130	0.8	12.9	30	
Cyclohexane	1.030	0.15	1	0	103	70	130	0.87	16.8	30	
Dibromochloromethane	1.030	0.15	1	0	103	70	130	0.86	18.0	30	
Ethyl acetate	0.8600	0.25	1	0	86.0	70	130	0.79	8.48	30	
Ethylbenzene	1.090	0.15	1	0	109	70	130	0.95	13.7	30	
Freon 11	0.9300	0.15	1	0	93.0	70	130	0.82	12.6	30	
Freon 113	0.9300	0.15	1	0	93.0	70	130	0.77	18.8	30	
Freon 114	0.8900	0.15	1	0	89.0	70	130	0.76	15.8	30	
Freon 12	0.8700	0.15	1	0	87.0	70	130	0.78	10.9	30	
Heptane	1.090	0.15	1	0	109	70	130	0.8	30.7	30	R
Hexachloro-1,3-butadiene	1.170	0.15	1	0	117	70	130	1.03	12.7	30	
Hexane	0.8700	0.15	1	0	87.0	70	130	0.7	21.7	30	
Isopropyl alcohol	1.010	0.15	1	0	101	70	130	0.76	28.2	30	
m&p-Xylene	2.260	0.30	2	0	113	70	130	1.87	18.9	30	
Methyl Butyl Ketone	1.040	0.30	1	0	104	70	130	1.1	5.61	30	
Methyl Ethyl Ketone	0.8800	0.30	1	0	88.0	70	130	0.8	9.52	30	
Methyl Isobutyl Ketone	1.030	0.30	1	0	103	70	130	0.89	14.6	30	
Methyl tert-butyl ether	0.9800	0.15	1	0	98.0	70	130	0.85	14.2	30	
Methylene chloride	0.8200	0.15	1	0	82.0	70	130	0.75	8.92	30	
o-Xylene	1.110	0.15	1	0	111	70	130	0.98	12.4	30	
Propylene	0.7400	0.15	1	0	74.0	70	130	0.71	4.14	30	
Styrene	0.9700	0.15	1	0	97.0	70	130	0.95	2.08	30	
Tetrachloroethylene	1.120	0.15	1	0	112	70	130	0.9	21.8	30	
Tetrahydrofuran	1.140	0.15	1	0	114	70	130	0.96	17.1	30	

Qualifiers:
. Results reported are not blank corrected
J Analyte detected at or below quantitation limits
S Spike Recovery outside accepted recovery limits
E Value above quantitation range
ND Not Detected at the Reporting Limit
H Holding times for preparation or analysis exceeded
R RPD outside accepted recovery limits

Centek laboratories, LLC

CLIENT: Arcadis
Work Order: C1101036
Project: Lockheed Martin NJ001014.0001

TestCode: 0.25CT-TCE-VC

Sample ID	BLCSD1UG-012611	SampType:	LCSD	TestCode:	0.25CT-TCE-	Units:	ppbV	Prep Date:		RunNo:	4205
Client ID:	ZZZZZ	Batch ID:	R4205	TestNo:	TO-15			Analysis Date:	1/27/2011	SeqNo:	50473

Analyte	Result	PQL	SPK value	SPK Ref Val	%REC	LowLimit	HighLimit	RPD Ref Val	%RPD	RPDLimit	Qual
Toluene	1.060	0.15	1	0	106	70	130	0.94	12.0	30	
trans-1,2-Dichloroethene	0.8900	0.15	1	0	89.0	70	130	0.8	10.7	30	
trans-1,3-Dichloropropene	0.9500	0.15	1	0	95.0	70	130	0.76	22.2	30	
Trichloroethene	0.9600	0.040	1	0	96.0	70	130	0.71	29.9	30	
Vinyl acetate	0.8800	0.15	1	0	88.0	70	130	0.91	3.35	30	
Vinyl Bromide	0.9400	0.15	1	0	94.0	70	130	0.89	5.46	30	
Vinyl chloride	0.9300	0.040	1	0	93.0	70	130	0.78	17.5	30	

Sample ID	BLCSD1UG-012711	SampType:	LCSD	TestCode:	0.25CT-TCE-	Units:	ppbV	Prep Date:		RunNo:	4206
Client ID:	ZZZZZ	Batch ID:	R4206	TestNo:	TO-15			Analysis Date:	1/28/2011	SeqNo:	50508

Analyte	Result	PQL	SPK value	SPK Ref Val	%REC	LowLimit	HighLimit	RPD Ref Val	%RPD	RPDLimit	Qual
1,1,1-Trichloroethane	0.9500	0.15	1	0	95.0	70	130	0.7	30.3	30	R
1,1,2,2-Tetrachloroethane	0.7500	0.15	1	0	75.0	70	130	0.7	6.90	30	
1,1,2-Trichloroethane	0.9700	0.15	1	0	97.0	70	130	0.7	32.3	30	R
1,1-Dichloroethane	0.9000	0.15	1	0	90.0	70	130	0.94	4.35	30	
1,1-Dichloroethene	1.010	0.15	1	0	101	70	130	0.9	11.5	30	
1,2,4-Trichlorobenzene	0.5700	0.15	1	0	57.0	70	130	1.24	74.0	30	SR
1,2,4-Trimethylbenzene	0.7800	0.15	1	0	78.0	70	130	0.71	9.40	30	
1,2-Dibromoethane	0.8800	0.15	1	0	88.0	70	130	0.78	12.0	30	
1,2-Dichlorobenzene	0.7700	0.15	1	0	77.0	70	130	0.81	5.06	30	
1,2-Dichloroethane	0.8800	0.15	1	0	88.0	70	130	0.97	9.73	30	
1,2-Dichloropropane	0.9500	0.15	1	0	95.0	70	130	0.7	30.3	30	R
1,3,5-Trimethylbenzene	0.8400	0.15	1	0	84.0	70	130	0.82	2.41	30	
1,3-butadiene	0.8600	0.15	1	0	86.0	70	130	0.81	5.99	30	
1,3-Dichlorobenzene	0.7900	0.15	1	0	79.0	70	130	0.78	1.27	30	
1,4-Dichlorobenzene	0.7700	0.15	1	0	77.0	70	130	0.79	2.56	30	
1,4-Dioxane	0.7000	0.30	1	0	70.0	70	130	0.71	1.42	30	
2,2,4-trimethylpentane	0.9900	0.15	1	0	99.0	70	130	0.73	30.2	30	R
4-ethyltoluene	0.7900	0.15	1	0	79.0	70	130	0.71	10.7	30	

Qualifiers:

.	Results reported are not blank corrected	E	Value above quantitation range	H	Holding times for preparation or analysis exceeded
J	Analyte detected at or below quantitation limits	ND	Not Detected at the Reporting Limit	R	RPD outside accepted recovery limits
S	Spike Recovery outside accepted recovery limits				

Centek laboratories, LLC

CLIENT: Arcadis
Work Order: C1101036
Project: Lockheed Martin NJ001014.0001

TestCode: 0.25CT-TCE-VC

Sample ID	BLCSD1UG-012711	SampType:	LCSD	TestCode:	0.25CT-TCE-	Units:	ppbV	Prep Date:		RunNo:	4206
Client ID:	ZZZZZ	Batch ID:	R4206	TestNo:	TO-15			Analysis Date:	1/28/2011	SeqNo:	50508

Analyte	Result	PQL	SPK value	SPK Ref Val	%REC	LowLimit	HighLimit	RPD Ref Val	%RPD	RPDLimit	Qual
Acetone	0.8200	0.30	1	0	82.0	70	130	0.73	11.6	30	
Allyl chloride	0.8800	0.15	1	0	88.0	70	130	0.88	0	30	
Benzene	0.9300	0.15	1	0	93.0	70	130	0.73	24.1	30	
Benzyl chloride	0.7500	0.15	1	0	75.0	70	130	0.7	6.90	30	
Bromodichloromethane	0.9500	0.15	1	0	95.0	70	130	0.71	28.9	30	
Bromoform	0.9900	0.15	1	0	99.0	70	130	0.77	25.0	30	
Bromomethane	0.8800	0.15	1	0	88.0	70	130	0.89	1.13	30	
Carbon disulfide	0.8200	0.15	1	0	82.0	70	130	0.85	3.59	30	
Carbon tetrachloride	0.8700	0.040	1	0	87.0	70	130	0.71	20.3	30	
Chlorobenzene	0.9000	0.15	1	0	90.0	70	130	0.82	9.30	30	
Chloroethane	0.8900	0.15	1	0	89.0	70	130	0.93	4.40	30	
Chloroform	0.9100	0.15	1	0	91.0	70	130	0.95	4.30	30	
Chloromethane	0.8800	0.15	1	0	88.0	70	130	0.82	7.06	30	
cis-1,2-Dichloroethene	0.8900	0.15	1	0	89.0	70	130	0.89	0	30	
cis-1,3-Dichloropropene	0.8700	0.15	1	0	87.0	70	130	0.76	13.5	30	
Cyclohexane	0.9200	0.15	1	0	92.0	70	130	0.7	27.2	30	
Dibromochloromethane	0.9200	0.15	1	0	92.0	70	130	0.76	19.0	30	
Ethyl acetate	0.8200	0.25	1	0	82.0	70	130	0.95	14.7	30	
Ethylbenzene	0.8800	0.15	1	0	88.0	70	130	0.73	18.6	30	
Freon 11	0.8900	0.15	1	0	89.0	70	130	0.9	1.12	30	
Freon 113	0.9200	0.15	1	0	92.0	70	130	0.87	5.59	30	
Freon 114	0.8800	0.15	1	0	88.0	70	130	0.88	0	30	
Freon 12	0.8700	0.15	1	0	87.0	70	130	0.92	5.59	30	
Heptane	0.8700	0.15	1	0	87.0	70	130	0.76	13.5	30	
Hexachloro-1,3-butadiene	0.5500	0.15	1	0	55.0	70	130	0.92	50.3	30	SR
Hexane	0.8500	0.15	1	0	85.0	70	130	0.85	0	30	
Isopropyl alcohol	1.170	0.15	1	0	117	70	130	0.8	37.6	30	R
m&p-Xylene	1.950	0.30	2	0	97.5	70	130	1.41	32.1	30	R
Methyl Butyl Ketone	0.7400	0.30	1	0	74.0	70	130	0.87	16.1	30	
Methyl Ethyl Ketone	0.8400	0.30	1	0	84.0	70	130	0.71	16.8	30	
Methyl Isobutyl Ketone	0.8100	0.30	1	0	81.0	70	130	0.71	13.2	30	

Qualifiers:

- . Results reported are not blank corrected
- J Analyte detected at or below quantitation limits
- S Spike Recovery outside accepted recovery limits
- E Value above quantitation range
- ND Not Detected at the Reporting Limit
- H Holding times for preparation or analysis exceeded
- R RPD outside accepted recovery limits

Centek laboratories, LLC

CLIENT: Arcadis
Work Order: C1101036
Project: Lockheed Martin NJ001014.0001

TestCode: 0.25CT-TCE-VC

Sample ID BLCSD1UG-012711	SampType: LCSD	TestCode: 0.25CT-TCE-	Units: ppbV	Prep Date:	RunNo: 4206
Client ID: ZZZZZ	Batch ID: R4206	TestNo: TO-15		Analysis Date: 1/28/2011	SeqNo: 50508

Analyte	Result	PQL	SPK value	SPK Ref Val	%REC	LowLimit	HighLimit	RPD Ref Val	%RPD	RPDLimit	Qual
Methyl tert-butyl ether	1.010	0.15	1	0	101	70	130	0.95	6.12	30	
Methylene chloride	0.9100	0.15	1	0	91.0	70	130	0.85	6.82	30	
o-Xylene	0.9100	0.15	1	0	91.0	70	130	0.7	26.1	30	
Propylene	0.7400	0.15	1	0	74.0	70	130	0.79	6.54	30	
Styrene	0.8800	0.15	1	0	88.0	70	130	0.7	22.8	30	
Tetrachloroethylene	0.9900	0.15	1	0	99.0	70	130	0.78	23.7	30	
Tetrahydrofuran	1.170	0.15	1	0	117	70	130	0.83	34.0	30	R
Toluene	0.9400	0.15	1	0	94.0	70	130	0.88	6.59	30	
trans-1,2-Dichloroethene	0.8800	0.15	1	0	88.0	70	130	0.89	1.13	30	
trans-1,3-Dichloropropene	0.9300	0.15	1	0	93.0	70	130	0.73	24.1	30	
Trichloroethene	0.9500	0.040	1	0	95.0	70	130	0.7	30.3	30	R
Vinyl acetate	0.8500	0.15	1	0	85.0	70	130	0.93	8.99	30	
Vinyl Bromide	1.010	0.15	1	0	101	70	130	0.92	9.33	30	
Vinyl chloride	0.8800	0.040	1	0	88.0	70	130	0.79	10.8	30	

Sample ID BLCSD1UG-012811	SampType: LCSD	TestCode: 0.25CT-TCE-	Units: ppbV	Prep Date:	RunNo: 4207
Client ID: ZZZZZ	Batch ID: R4207	TestNo: TO-15		Analysis Date: 1/29/2011	SeqNo: 50561

Analyte	Result	PQL	SPK value	SPK Ref Val	%REC	LowLimit	HighLimit	RPD Ref Val	%RPD	RPDLimit	Qual
1,1,1-Trichloroethane	0.8400	0.15	1	0	84.0	70	130	0.73	14.0	30	
1,1,2,2-Tetrachloroethane	0.8900	0.15	1	0	89.0	70	130	0.75	17.1	30	
1,1,2-Trichloroethane	0.8600	0.15	1	0	86.0	70	130	0.76	12.3	30	
1,1-Dichloroethane	0.8000	0.15	1	0	80.0	70	130	0.83	3.68	30	
1,1-Dichloroethene	0.9500	0.15	1	0	95.0	70	130	0.93	2.13	30	
1,2,4-Trichlorobenzene	1.250	0.15	1	0	125	70	130	1.18	5.76	30	
1,2,4-Trimethylbenzene	1.020	0.15	1	0	102	70	130	0.9	12.5	30	
1,2-Dibromoethane	0.8900	0.15	1	0	89.0	70	130	0.83	6.98	30	
1,2-Dichlorobenzene	1.130	0.15	1	0	113	70	130	0.92	20.5	30	
1,2-Dichloroethane	0.7500	0.15	1	0	75.0	70	130	0.84	11.3	30	
1,2-Dichloropropane	0.7800	0.15	1	0	78.0	70	130	0.71	9.40	30	

Qualifiers:

- . Results reported are not blank corrected
- J Analyte detected at or below quantitation limits
- S Spike Recovery outside accepted recovery limits
- E Value above quantitation range
- ND Not Detected at the Reporting Limit
- H Holding times for preparation or analysis exceeded
- R RPD outside accepted recovery limits

Centek laboratories, LLC

CLIENT: Arcadis
Work Order: C1101036
Project: Lockheed Martin NJ001014.0001

TestCode: 0.25CT-TCE-VC

Sample ID	BLCSD1UG-012811	SampType:	LCSD	TestCode:	0.25CT-TCE-	Units:	ppbV	Prep Date:		RunNo:	4207
Client ID:	ZZZZZ	Batch ID:	R4207	TestNo:	TO-15			Analysis Date:	1/29/2011	SeqNo:	50561

Analyte	Result	PQL	SPK value	SPK Ref Val	%REC	LowLimit	HighLimit	RPD Ref Val	%RPD	RPDLimit	Qual
1,3,5-Trimethylbenzene	1.030	0.15	1	0	103	70	130	0.93	10.2	30	
1,3-butadiene	0.7200	0.15	1	0	72.0	70	130	0.82	13.0	30	
1,3-Dichlorobenzene	1.120	0.15	1	0	112	70	130	1.01	10.3	30	
1,4-Dichlorobenzene	1.040	0.15	1	0	104	70	130	1.04	0	30	
1,4-Dioxane	0.7800	0.30	1	0	78.0	70	130	0.91	15.4	30	
2,2,4-trimethylpentane	0.8000	0.15	1	0	80.0	70	130	0.72	10.5	30	
4-ethyltoluene	1.020	0.15	1	0	102	70	130	0.91	11.4	30	
Acetone	0.7500	0.30	1	0	75.0	70	130	0.75	0	30	
Allyl chloride	0.8200	0.15	1	0	82.0	70	130	0.84	2.41	30	
Benzene	0.8000	0.15	1	0	80.0	70	130	0.73	9.15	30	
Benzyl chloride	0.7700	0.15	1	0	77.0	70	130	0.74	3.97	30	
Bromodichloromethane	0.8000	0.15	1	0	80.0	70	130	0.72	10.5	30	
Bromoform	1.070	0.15	1	0	107	70	130	0.91	16.2	30	
Bromomethane	0.8300	0.15	1	0	83.0	70	130	0.86	3.55	30	
Carbon disulfide	0.7400	0.15	1	0	74.0	70	130	0.77	3.97	30	
Carbon tetrachloride	0.7900	0.040	1	0	79.0	70	130	0.75	5.19	30	
Chlorobenzene	0.9500	0.15	1	0	95.0	70	130	0.88	7.65	30	
Chloroethane	0.7300	0.15	1	0	73.0	70	130	0.8	9.15	30	
Chloroform	0.7600	0.15	1	0	76.0	70	130	0.8	5.13	30	
Chloromethane	0.7200	0.15	1	0	72.0	70	130	0.7	2.82	30	
cis-1,2-Dichloroethene	0.7400	0.15	1	0	74.0	70	130	0.77	3.97	30	
cis-1,3-Dichloropropene	0.8600	0.15	1	0	86.0	70	130	0.72	17.7	30	
Cyclohexane	0.8400	0.15	1	0	84.0	70	130	0.74	12.7	30	
Dibromochloromethane	0.9100	0.15	1	0	91.0	70	130	0.86	5.65	30	
Ethyl acetate	0.7600	0.25	1	0	76.0	70	130	0.77	1.31	30	
Ethylbenzene	0.9500	0.15	1	0	95.0	70	130	0.81	15.9	30	
Freon 11	0.8300	0.15	1	0	83.0	70	130	0.88	5.85	30	
Freon 113	0.9100	0.15	1	0	91.0	70	130	0.84	8.00	30	
Freon 114	0.8000	0.15	1	0	80.0	70	130	0.83	3.68	30	
Freon 12	0.2600	0.15	1	0	26.0	70	130	0.83	105	30	SR
Heptane	0.8500	0.15	1	0	85.0	70	130	0.71	17.9	30	

Qualifiers:
. Results reported are not blank corrected
J Analyte detected at or below quantitation limits
S Spike Recovery outside accepted recovery limits
E Value above quantitation range
ND Not Detected at the Reporting Limit
H Holding times for preparation or analysis exceeded
R RPD outside accepted recovery limits

Centek laboratories, LLC

CLIENT: Arcadis
Work Order: C1101036
Project: Lockheed Martin NJ001014.0001

TestCode: 0.25CT-TCE-VC

Sample ID	BLCSD1UG-012811	SampType:	LCSD	TestCode:	0.25CT-TCE-	Units:	ppbV	Prep Date:		RunNo:	4207
Client ID:	ZZZZZ	Batch ID:	R4207	TestNo:	TO-15			Analysis Date:	1/29/2011	SeqNo:	50561

Analyte	Result	PQL	SPK value	SPK Ref Val	%REC	LowLimit	HighLimit	RPD Ref Val	%RPD	RPDLimit	Qual
Hexachloro-1,3-butadiene	1.240	0.15	1	0	124	70	130	1.15	7.53	30	
Hexane	0.7400	0.15	1	0	74.0	70	130	0.71	4.14	30	
Isopropyl alcohol	0.8000	0.15	1	0	80.0	70	130	0.74	7.79	30	
m&p-Xylene	1.920	0.30	2	0	96.0	70	130	1.67	13.9	30	
Methyl Butyl Ketone	0.8600	0.30	1	0	86.0	70	130	0.84	2.35	30	
Methyl Ethyl Ketone	0.9600	0.30	1	0	96.0	70	130	0.84	13.3	30	
Methyl Isobutyl Ketone	0.8200	0.30	1	0	82.0	70	130	0.76	7.59	30	
Methyl tert-butyl ether	0.9800	0.15	1	0	98.0	70	130	0.9	8.51	30	
Methylene chloride	0.8300	0.15	1	0	83.0	70	130	0.79	4.94	30	
o-Xylene	0.9700	0.15	1	0	97.0	70	130	0.85	13.2	30	
Propylene	0.1400	0.15	1	0	14.0	70	130	0.74	0	30	JS
Styrene	0.9900	0.15	1	0	99.0	70	130	0.86	14.1	30	
Tetrachloroethylene	1.050	0.15	1	0	105	70	130	0.97	7.92	30	
Tetrahydrofuran	1.000	0.15	1	0	100	70	130	0.74	29.9	30	
Toluene	0.9800	0.15	1	0	98.0	70	130	0.91	7.41	30	
trans-1,2-Dichloroethene	0.7700	0.15	1	0	77.0	70	130	0.82	6.29	30	
trans-1,3-Dichloropropene	0.9900	0.15	1	0	99.0	70	130	0.71	32.9	30	R
Trichloroethene	0.8900	0.040	1	0	89.0	70	130	0.8	10.7	30	
Vinyl acetate	0.8900	0.15	1	0	89.0	70	130	0.74	18.4	30	
Vinyl Bromide	1.000	0.15	1	0	100	70	130	0.94	6.19	30	
Vinyl chloride	0.8400	0.040	1	0	84.0	70	130	0.77	8.70	30	

Qualifiers:

- . Results reported are not blank corrected
- J Analyte detected at or below quantitation limits
- S Spike Recovery outside accepted recovery limits
- E Value above quantitation range
- ND Not Detected at the Reporting Limit
- H Holding times for preparation or analysis exceeded
- R RPD outside accepted recovery limits

Centek laboratories, LLC

Quantitation Report (QT Reviewed)

Data File : C:\MSDCHEM\1\DATA\BG012624.D Vial: 13
Acq On : 27 Jan 2011 1:06 am Operator: LL
Sample : BLCSD1UG-012611 Inst : MSD #2
Misc : 1ugm3 & 0.25TCE,CT,VNCL LCS DUP Multiplr: 1.00
MS Integration Params: RTEINT.P
Quant Time: Feb 02 09:43:44 2011 Quant Results File: B118_1UG.RES

Quant Method : C:\MSDCHEM\1\METHODS\B118_1UG.M (RTE Integrator)
Title : TO-15 VOA Standards for 5 point calibration
Last Update : Tue Feb 01 16:05:43 2011
Response via : Initial Calibration
DataAcq Meth : B118_1UG

Internal Standards	R.T.	QIon	Response	Conc	Units		Dev(Min)
1) Bromochloromethane	7.87	128	17932	1.00	ppb		-0.01
30) 1,4-difluorobenzene	10.19	114	37718	1.00	ppb		0.00
44) Chlorobenzene-d5	14.97	117	40665	1.00	ppb		0.00
System Monitoring Compounds							
57) Bromofluorobenzene	16.51	95	22979	1.06	ppb		0.00
Spiked Amount 1.000	Range 70 - 130		Recovery = 106.00%				
Target Compounds							Qvalue
2) Propylene	3.09	41	16289	0.74	ppb	#	55
3) Freon 12	3.13	85	95453	0.87	ppb		97
4) Chloromethane	3.28	50	35224	0.89	ppb		84
5) Freon 114	3.28	85	87158	0.89	ppb		87
6) Vinyl Chloride	3.42	62	25202	0.93	ppb		98
7) 1,3-butadiene	3.50	39	16668	0.89	ppb		98
8) Bromomethane	3.75	94	26268	0.93	ppb		92
9) Chloroethane	3.88	64	13227	0.94	ppb		92
10) Vinyl Bromide	4.13	106	25535	0.94	ppb		88
11) Freon 11	4.34	101	97809 LL	0.93	ppb		97
12) Acetone	4.84	58	10757m	0.89	ppb		
13) Isopropyl alcohol	4.86	45	21987	1.01	ppb	#	1
14) 1,1-dichloroethene	4.95	96	27036	1.00	ppb		87
15) Freon 113	5.12	101	66132	0.93	ppb		88
16) Methylene chloride	5.35	84	22535	0.82	ppb	#	64
17) Allyl chloride	5.34	41	24383	0.95	ppb		91
18) Carbon disulfide	5.47	76	77595	0.85	ppb		95
19) trans-1,2-dichloroethene	6.18	61	36256	0.89	ppb		91
20) methyl tert-butyl ether	6.36	73	46472	0.98	ppb		89
21) 1,1-dichloroethane	6.58	63	53001	0.95	ppb		95
22) Vinyl acetate	6.68	43	29722	0.88	ppb		87
23) Methyl Ethyl Ketone	7.40	43	16352m	0.88	ppb		
24) cis-1,2-dichloroethene	7.46	61	23048	0.92	ppb		80
25) Hexane	7.06	41	28310	0.87	ppb	#	73
26) Ethyl acetate	7.86	43	21083m	0.86	ppb		
27) Chloroform	8.03	83	56396	0.93	ppb		94
28) Tetrahydrofuran	8.66	42	7988m	1.14	ppb		
29) 1,2-dichloroethane	9.12	62	34397	0.93	ppb		88
31) 1,1,1-trichloroethane	8.80	97	63867	1.00	ppb		80
32) Cyclohexane	9.48	56	19704	1.03	ppb	#	22
33) Carbon tetrachloride	9.43	117	75576	0.95	ppb		82
34) Benzene	9.41	78	55309	1.02	ppb		92
35) 1,4-dioxane	12.00	88	2609m	0.87	ppb		
36) 2,2,4-trimethylpentane	10.34	57	68712	1.12	ppb		91
37) Heptane	10.75	43	21836	1.09	ppb		94
38) Trichloroethene	10.88	130	31246	0.96	ppb	#	75
39) 1,2-dichloropropane	11.00	63	20672	1.01	ppb		84
40) Bromodichloromethane	11.38	83	58203	1.05	ppb		99
41) cis-1,3-dichloropropene	12.25	75	15557	0.91	ppb		93
42) trans-1,3-dichloropropene	13.04	75	15868	0.95	ppb	#	50
43) 1,1,2-trichloroethane	13.35	97	27151	1.04	ppb		69
45) Toluene	13.08	92	31548	1.06	ppb	#	78
46) Methyl Isobutyl Ketone	12.34	43	19923m	1.03	ppb		
47) Dibromochloromethane	14.01	129	60491m	1.03	ppb		
48) Methyl Butyl Ketone	13.68	43	12370	1.04	ppb		96

(#) = qualifier out of range (m) = manual integration

Quantitation Report (QT Reviewed)

Data File : C:\MSDCHEM\1\DATA\BG012624.D Vial: 13
Acq On : 27 Jan 2011 1:06 am Operator: LL
Sample : BLCSD1UG-012611 Inst : MSD #2
Misc : 1ugm3 & 0.25TCE,CT,VNCL LCS DUP Multiplr: 1.00
MS Integration Params: RTEINT.P
Quant Time: Feb 02 09:43:44 2011 Quant Results File: B118_1UG.RES

Quant Method : C:\MSDCHEM\1\METHODS\B118_1UG.M (RTE Integrator)
Title : TO-15 VOA Standards for 5 point calibration
Last Update : Tue Feb 01 16:05:43 2011
Response via : Initial Calibration
DataAcq Meth : B118_1UG

	Compound	R.T.	QIon	Response	Conc	Unit		Qvalue
49)	1,2-dibromoethane	14.25	107	30608	0.97	ppb		82
50)	Tetrachloroethylene	14.08	164	38794	1.12	ppb		99
51)	Chlorobenzene	15.02	112	48724	1.07	ppb		92
52)	Ethylbenzene	15.28	91	51463	1.09	ppb		98
53)	m&p-xylene	15.47	91	98919	2.26	ppb		98
54)	Styrene	15.87	104	26059	0.97	ppb	#	47
55)	Bromoform	15.96	173	64395	1.05	ppb		87
56)	o-xylene	15.90	91	51358	1.11	ppb		95
58)	1,1,2,2-tetrachloroethane	16.32	83	37091	1.03	ppb		95
59)	4-ethyltoluene	17.07	105	53809	1.06	ppb		87
60)	1,3,5-trimethylbenzene	17.12	105	51291	1.20	ppb		87
61)	1,2,4-trimethylbenzene	17.53	105	30734	1.10	ppb		78
62)	1,3-dichlorobenzene	17.78	146	36650	1.19	ppb		77
63)	benzyl chloride	17.85	91	37481m	0.95	ppb		
64)	1,4-dichlorobenzene	17.91	146	40657	1.23	ppb		94
65)	1,2-dichlorobenzene	18.18	146	30060	1.18	ppb		90
66)	1,2,4-trichlorobenzene	19.79	180	5833	1.02	ppb	#	76
68)	Hexachloro-1,3-butadiene	20.03	225	22265	1.17	ppb	#	90

(#) = qualifier out of range (m) = manual integration (+) = signals summed

Quantitation Report (QT Reviewed)

Data File : C:\MSDCHEM\1\DATA\BG012624.D Vial: 13
Acq On : 27 Jan 2011 1:06 am Operator: LL
Sample : BLCSD1UG-012611 Inst : MSD #2
Misc : 1ugm3 & 0.25TCE,CT,VNCL LCS DUP Multiplr: 1.00
MS Integration Params: RTEINT.P
Quant Time: Feb 2 9:46 2011 Quant Results File: B118_1UG.RES

Method : C:\MSDCHEM\1\METHODS\B118_1UG.M (RTE Integrator)
Title : TO-15 VOA Standards for 5 point calibration
Last Update : Tue Feb 01 16:05:43 2011
Response via : Initial Calibration

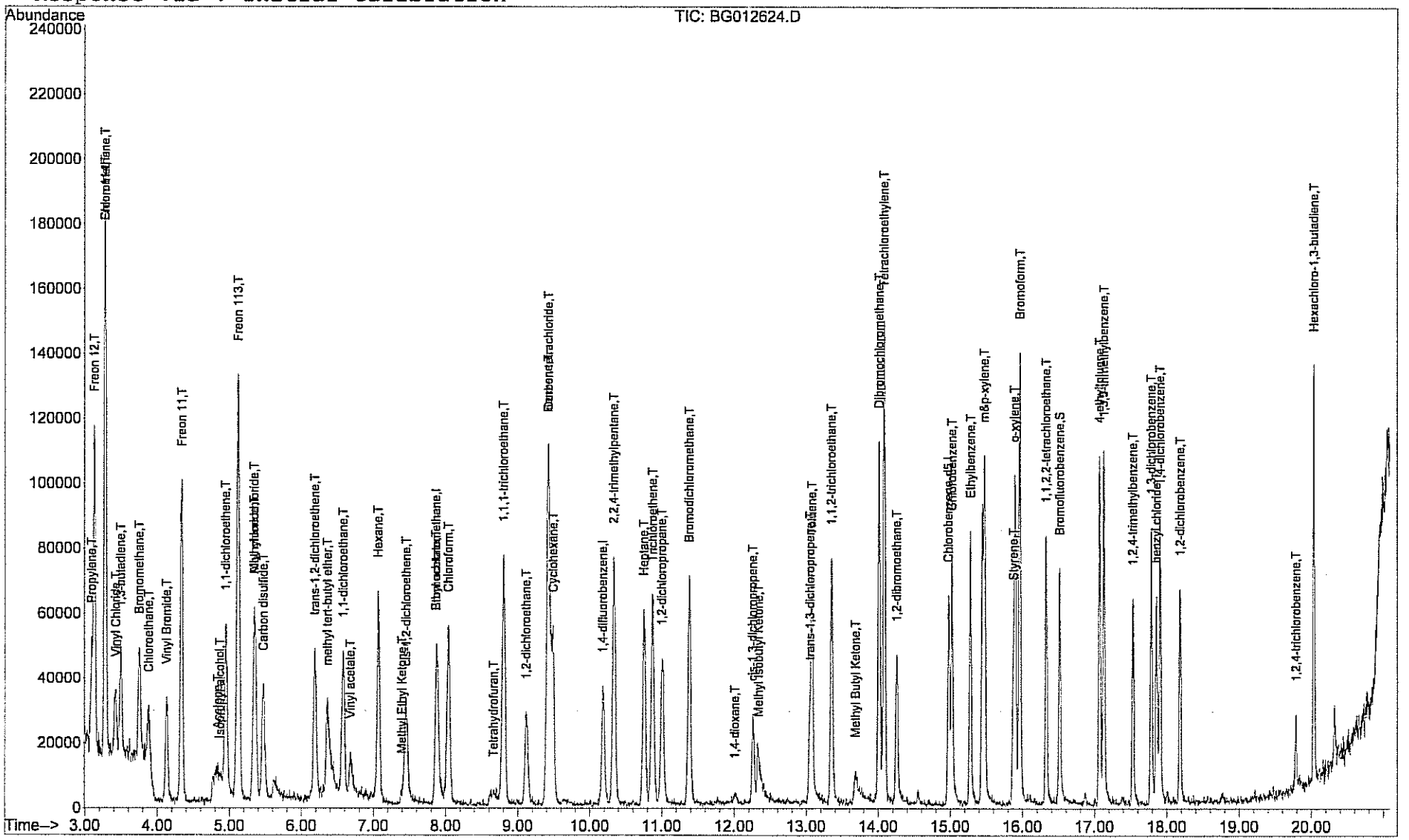

Quantitation Report (QT Reviewed)

Data File : C:\MSDCHEM\1\DATA\BG012732.D Vial: 19
Acq On : 28 Jan 2011 6:20 am Operator: LL
Sample : BLCSD1UG-012711 Inst : MSD #2
Misc : 1ugm3 & 0.25TCE,CT,VNCL LCS DUP Multiplr: 1.00
MS Integration Params: RTEINT.P
Quant Time: Feb 02 11:07:11 2011 Quant Results File: B118_1UG.RES

Quant Method : C:\MSDCHEM\1\METHODS\B118_1UG.M (RTE Integrator)
Title : TO-15 VOA Standards for 5 point calibration
Last Update : Tue Feb 01 16:05:43 2011
Response via : Initial Calibration
DataAcq Meth : B118_1UG

Internal Standards	R.T.	QIon	Response	Conc	Units		Dev(Min)
1) Bromochloromethane	7.88	128	16623	1.00	ppb		0.00
30) 1,4-difluorobenzene	10.18	114	36302	1.00	ppb		0.00
44) Chlorobenzene-d5	14.98	117	40957	1.00	ppb		0.00
System Monitoring Compounds							
57) Bromofluorobenzene	16.51	95	20403	0.93	ppb		0.00
Spiked Amount 1.000	Range 70 - 130		Recovery = 93.00%				
Target Compounds							Qvalue
2) Propylene	3.08	41	15029	0.74	ppb	#	55
3) Freon 12	3.13	85	88557	0.87	ppb		96
4) Chloromethane	3.27	50	32322	0.88	ppb		88
5) Freon 114	3.27	85	80360	0.88	ppb		84
6) Vinyl Chloride	3.41	62	22096	0.88	ppb		97
7) 1,3-butadiene	3.49	39	14866	0.86	ppb		93
8) Bromomethane	3.74	94	23174	0.88	ppb		96
9) Chloroethane	3.86	64	11561	0.89	ppb		91
10) Vinyl Bromide	4.12	106	25262	1.01	ppb	#	78
11) Freon 11	4.32	101	86574	0.89	ppb		97
12) Acetone	4.77	58	9126m	0.82	ppb		
13) Isopropyl alcohol	4.84	45	23796	1.17	ppb	#	49
14) 1,1-dichloroethene	4.94	96	25205	1.01	ppb		90
15) Freon 113	5.11	101	60617	0.92	ppb		83
16) Methylene chloride	5.34	84	23243	0.91	ppb		85
17) Allyl chloride	5.33	41	21147	0.88	ppb		84
18) Carbon disulfide	5.46	76	69674	0.82	ppb		95
19) trans-1,2-dichloroethene	6.19	61	33404	0.88	ppb		89
20) methyl tert-butyl ether	6.35	73	44611m	1.01	ppb		
21) 1,1-dichloroethane	6.58	63	46880	0.90	ppb		95
22) Vinyl acetate	6.68	43	26508	0.85	ppb		96
23) Methyl Ethyl Ketone	7.45	43	14564m	0.84	ppb		
24) cis-1,2-dichloroethene	7.44	61	20715	0.89	ppb		84
25) Hexane	7.06	41	25606	0.85	ppb	#	77
26) Ethyl acetate	7.88	43	18657m	0.82	ppb		
27) Chloroform	8.03	83	51169	0.91	ppb		91
28) Tetrahydrofuran	8.69	42	7608m	1.17	ppb		
29) 1,2-dichloroethane	9.11	62	30398	0.88	ppb		93
31) 1,1,1-trichloroethane	8.81	97	58566	0.95	ppb		89
32) Cyclohexane	9.48	56	16868	0.92	ppb	#	20
33) Carbon tetrachloride	9.42	117	66542	0.87	ppb		84
34) Benzene	9.41	78	48689	0.93	ppb		97
35) 1,4-dioxane	11.78	88	2009m	0.70	ppb		
36) 2,2,4-trimethylpentane	10.34	57	58321	0.99	ppb		88
37) Heptane	10.75	43	16775	0.87	ppb		92
38) Trichloroethene	10.87	130	29637	0.95	ppb		86
39) 1,2-dichloropropane	11.00	63	18583	0.95	ppb		95
40) Bromodichloromethane	11.38	83	50876	0.95	ppb		98
41) cis-1,3-dichloropropene	12.26	75	14288	0.87	ppb		97
42) trans-1,3-dichloropropene	13.04	75	15012m	0.93	ppb		
43) 1,1,2-trichloroethane	13.35	97	24532	0.97	ppb		73
45) Toluene	13.08	92	28330	0.94	ppb	#	81
46) Methyl Isobutyl Ketone	12.33	43	15810	0.81	ppb		76
47) Dibromochloromethane	14.01	129	54442	0.92	ppb		97
48) Methyl Butyl Ketone	13.68	43	8851	0.74	ppb	#	37

(#) = qualifier out of range (m) = manual integration

Quantitation Report (QT Reviewed)

Data File : C:\MSDCHEM\1\DATA\BG012732.D Vial: 19
Acq On : 28 Jan 2011 6:20 am Operator: LL
Sample : BLCSD1UG-012711 Inst : MSD #2
Misc : 1ugm3 & 0.25TCE,CT,VNCL LCS DUP Multiplr: 1.00
MS Integration Params: RTEINT.P
Quant Time: Feb 02 11:07:11 2011 Quant Results File: B118_1UG.RES

Quant Method : C:\MSDCHEM\1\METHODS\B118_1UG.M (RTE Integrator)
Title : TO-15 VOA Standards for 5 point calibration
Last Update : Tue Feb 01 16:05:43 2011
Response via : Initial Calibration
DataAcq Meth : B118_1UG

	Compound	R.T.	QIon	Response	Conc	Unit		Qvalue
49)	1,2-dibromoethane	14.26	107	28067	0.88	ppb		82
50)	Tetrachloroethylene	14.08	164	34437	0.99	ppb		100
51)	Chlorobenzene	15.02	112	41266	0.90	ppb		85
52)	Ethylbenzene	15.28	91	41851	0.88	ppb		99
53)	m&p-xylene	15.47	91	86012	1.95	ppb		99
54)	Styrene	15.87	104	23835	0.88	ppb	#	55
55)	Bromoform	15.96	173	61270	0.99	ppb		94
56)	o-xylene	15.90	91	42414m	0.91	ppb		
58)	1,1,2,2-tetrachloroethane	16.32	83	27330	0.75	ppb		99
59)	4-ethyltoluene	17.07	105	40688	0.79	ppb		87
60)	1,3,5-trimethylbenzene	17.12	105	36225m	0.84	ppb		
61)	1,2,4-trimethylbenzene	17.53	105	21976	0.78	ppb		76
62)	1,3-dichlorobenzene	17.78	146	24516	0.79	ppb		72
63)	benzyl chloride	17.86	91	29830m	0.75	ppb		
64)	1,4-dichlorobenzene	17.90	146	25641	0.77	ppb		85
65)	1,2-dichlorobenzene	18.18	146	19704	0.77	ppb		95
66)	1,2,4-trichlorobenzene	19.79	180	3262	0.57	ppb		84
68)	Hexachloro-1,3-butadiene	20.03	225	10467	0.55	ppb	#	70

L.L.

(#) = qualifier out of range (m) = manual integration (+) = signals summed

Quantitation Report (QT Reviewed)

Data File : C:\MSDCHEM\1\DATA\BG012732.D Vial: 19
Acq On : 28 Jan 2011 6:20 am Operator: LL
Sample : BLCSD1UG-012711 Inst : MSD #2
Misc : 1ugm3 & 0.25TCE,CT,VNCL LCS DUP Multiplr: 1.00
MS Integration Params: RTEINT.P
Quant Time: Feb 2 11:10 2011 Quant Results File: B118_1UG.RES

Method : C:\MSDCHEM\1\METHODS\B118_1UG.M (RTE Integrator)
Title : TO-15 VOA Standards for 5 point calibration
Last Update : Tue Feb 01 16:05:43 2011
Response via : Initial Calibration

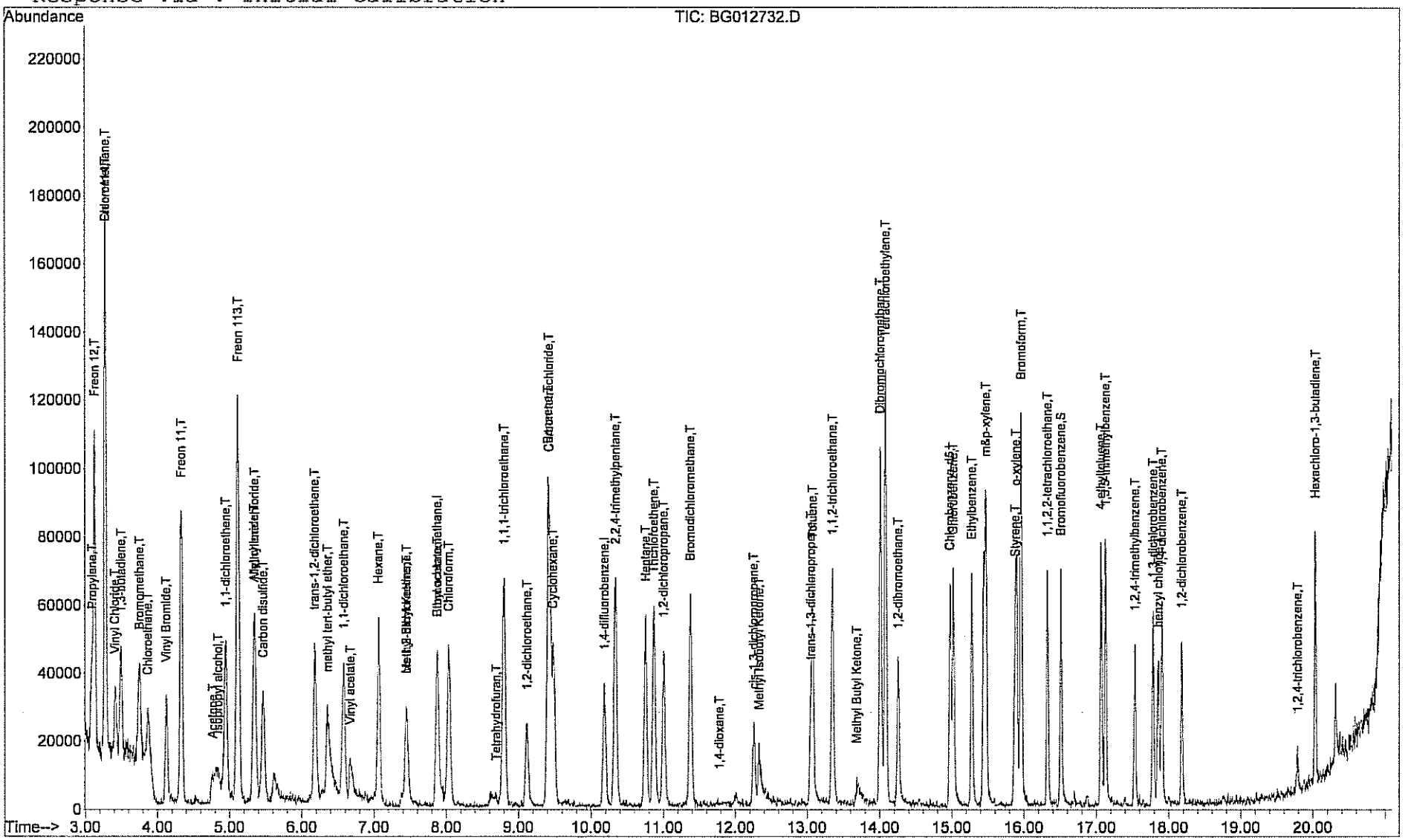

Quantitation Report (QT Reviewed)

Data File : C:\MSDCHEM\1\DATA\BG012841.D Vial: 15
Acq On : 29 Jan 2011 11:41 am Operator: LL
Sample : BLCSD1UG-012811 Inst : MSD #2
Misc : 1ugm3 & 0.25TCE,CT,VNCL LCS DUP Multiplr: 1.00
MS Integration Params: RTEINT.P
Quant Time: Feb 02 12:56:43 2011 Quant Results File: B118_1UG.RES

Quant Method : C:\MSDCHEM\1\METHODS\B118_1UG.M (RTE Integrator)
Title : TO-15 VOA Standards for 5 point calibration
Last Update : Tue Feb 01 16:05:43 2011
Response via : Initial Calibration
DataAcq Meth : B118_1UG

Internal Standards	R.T.	QIon	Response	Conc	Units		Dev(Min)
1) Bromochloromethane	7.88	128	18390	1.00	ppb		0.00
30) 1,4-difluorobenzene	10.19	114	42335	1.00	ppb		0.00
44) Chlorobenzene-d5	14.97	117	47014	1.00	ppb		0.00
System Monitoring Compounds							
57) Bromofluorobenzene	16.51	95	25002	0.99	ppb		0.00
Spiked Amount 1.000	Range 70 - 130		Recovery = 99.00%				
Target Compounds							Qvalue
2) Propylene	3.08	41	3227	0.14	ppb		77
3) Freon 12	3.12	85	29544	0.26	ppb		100
4) Chloromethane	3.28	50	29114	0.72	ppb		89
5) Freon 114	3.29	85	80631	0.80	ppb		81
6) Vinyl Chloride	3.43	62	23362	0.84	ppb		99
7) 1,3-butadiene	3.49	39	13784	0.72	ppb		100
8) Bromomethane	3.76	94	24049	0.83	ppb		79
9) Chloroethane	3.88	64	10499	0.73	ppb		99
10) Vinyl Bromide	4.13	106	27819	1.00	ppb		91
11) Freon 11	4.34	101	89682	0.83	ppb		98
12) Acetone	4.77	58	9208m	0.75	ppb		
13) Isopropyl alcohol	4.86	45	17940	0.80	ppb	#	49
14) 1,1-dichloroethene	4.96	96	26298	0.95	ppb		87
15) Freon 113	5.13	101	66608	0.91	ppb		86
16) Methylene chloride	5.37	84	23467	0.83	ppb		92
17) Allyl chloride	5.35	41	21653	0.82	ppb		90
18) Carbon disulfide	5.48	76	68861m	0.74	ppb		
19) trans-1,2-dichloroethene	6.19	61	32387	0.77	ppb		86
20) methyl tert-butyl ether	6.38	73	47719	0.98	ppb		90
21) 1,1-dichloroethane	6.59	63	46026	0.80	ppb		97
22) Vinyl acetate	6.68	43	30701m	0.89	ppb		
23) Methyl Ethyl Ketone	7.33	43	18432m	0.96	ppb		
24) cis-1,2-dichloroethene	7.46	61	18999	0.74	ppb	#	68
25) Hexane	7.07	41	24556	0.74	ppb	#	78
26) Ethyl acetate	7.85	43	19017	0.76	ppb		83
27) Chloroform	8.04	83	47306	0.76	ppb		97
28) Tetrahydrofuran	8.59	42	7171m	1.00	ppb		
29) 1,2-dichloroethane	9.12	62	28634	0.75	ppb		75
31) 1,1,1-trichloroethane	8.81	97	60147	0.84	ppb		89
32) Cyclohexane	9.50	56	17986	0.84	ppb	#	26
33) Carbon tetrachloride	9.43	117	71037	0.79	ppb		88
34) Benzene	9.41	78	48960	0.80	ppb	#	71
35) 1,4-dioxane	11.82	88	2618m	0.78	ppb		
36) 2,2,4-trimethylpentane	10.34	57	55405	0.80	ppb		83
37) Heptane	10.76	43	18958	0.85	ppb		96
38) Trichloroethene	10.88	130	32441	0.89	ppb		90
39) 1,2-dichloropropane	11.01	63	17819	0.78	ppb		84
40) Bromodichloromethane	11.38	83	49969	0.80	ppb		94
41) cis-1,3-dichloropropene	12.26	75	16595	0.86	ppb		96
42) trans-1,3-dichloropropene	13.06	75	18661	0.99	ppb	#	42
43) 1,1,2-trichloroethane	13.36	97	25242	0.86	ppb	#	57
45) Toluene	13.08	92	33979	0.98	ppb		87
46) Methyl Isobutyl Ketone	12.35	43	18359m	0.82	ppb		
47) Dibromochloromethane	14.01	129	61694m	0.91	ppb		
48) Methyl Butyl Ketone	13.68	43	11796	0.86	ppb	#	37

(#) = qualifier out of range (m) = manual integration

Quantitation Report (QT Reviewed)

Data File : C:\MSDCHEM\1\DATA\BG012841.D Vial: 15
Acq On : 29 Jan 2011 11:41 am Operator: LL
Sample : BLCSD1UG-012811 Inst : MSD #2
Misc : 1ugm3 & 0.25TCE,CT,VNCL LCS DUP Multiplr: 1.00
MS Integration Params: RTEINT.P
Quant Time: Feb 02 12:56:43 2011 Quant Results File: B118_1UG.RES

Quant Method : C:\MSDCHEM\1\METHODS\B118_1UG.M (RTE Integrator)
Title : TO-15 VOA Standards for 5 point calibration
Last Update : Tue Feb 01 16:05:43 2011
Response via : Initial Calibration
DataAcq Meth : B118_1UG

	Compound	R.T.	QIon	Response	Conc	Unit		Qvalue
49)	1,2-dibromoethane	14.26	107	32258	0.89	ppb		89
50)	Tetrachloroethylene	14.08	164	42137	1.05	ppb		100
51)	Chlorobenzene	15.02	112	50296	0.95	ppb		89
52)	Ethylbenzene	15.28	91	51759	0.95	ppb		96
53)	m&p-xylene	15.47	91	97387	1.92	ppb		96
54)	Styrene	15.87	104	30786	0.99	ppb		70
55)	Bromoform	15.96	173	76186	1.07	ppb		92
56)	o-xylene	15.90	91	51720m	0.97	ppb		
58)	1,1,2,2-tetrachloroethane	16.33	83	37286	0.89	ppb		97
59)	4-ethyltoluene	17.07	105	60099	1.02	ppb		79
60)	1,3,5-trimethylbenzene	17.12	105	50881	1.03	ppb		81
61)	1,2,4-trimethylbenzene	17.53	105	33023	1.02	ppb		83
62)	1,3-dichlorobenzene	17.78	146	39982	1.12	ppb		79
63)	benzyl chloride	17.85	91	35438	0.77	ppb		85
64)	1,4-dichlorobenzene	17.90	146	39823	1.04	ppb		84
65)	1,2-dichlorobenzene	18.19	146	33374	1.13	ppb		92
66)	1,2,4-trichlorobenzene	19.78	180	8248	1.25	ppb	#	75
68)	Hexachloro-1,3-butadiene	20.03	225	27248	1.24	ppb	#	88

(#) = qualifier out of range (m) = manual integration (+) = signals summed

Quantitation Report (QT Reviewed)

Data File : C:\MSDCHEM\1\DATA\BG012841.D Vial: 15
Acq On : 29 Jan 2011 11:41 am Operator: LL
Sample : BLCSD1UG-012811 Inst : MSD #2
Misc : 1ugm3 & 0.25TCE,CT,VNCL LCS DUP Multiplr: 1.00
MS Integration Params: RTEINT.P
Quant Time: Feb 2 12:59 2011 Quant Results File: B118_1UG.RES

Method : C:\MSDCHEM\1\METHODS\B118_1UG.M (RTE Integrator)
Title : TO-15 VOA Standards for 5 point calibration
Last Update : Tue Feb 01 16:05:43 2011
Response via : Initial Calibration

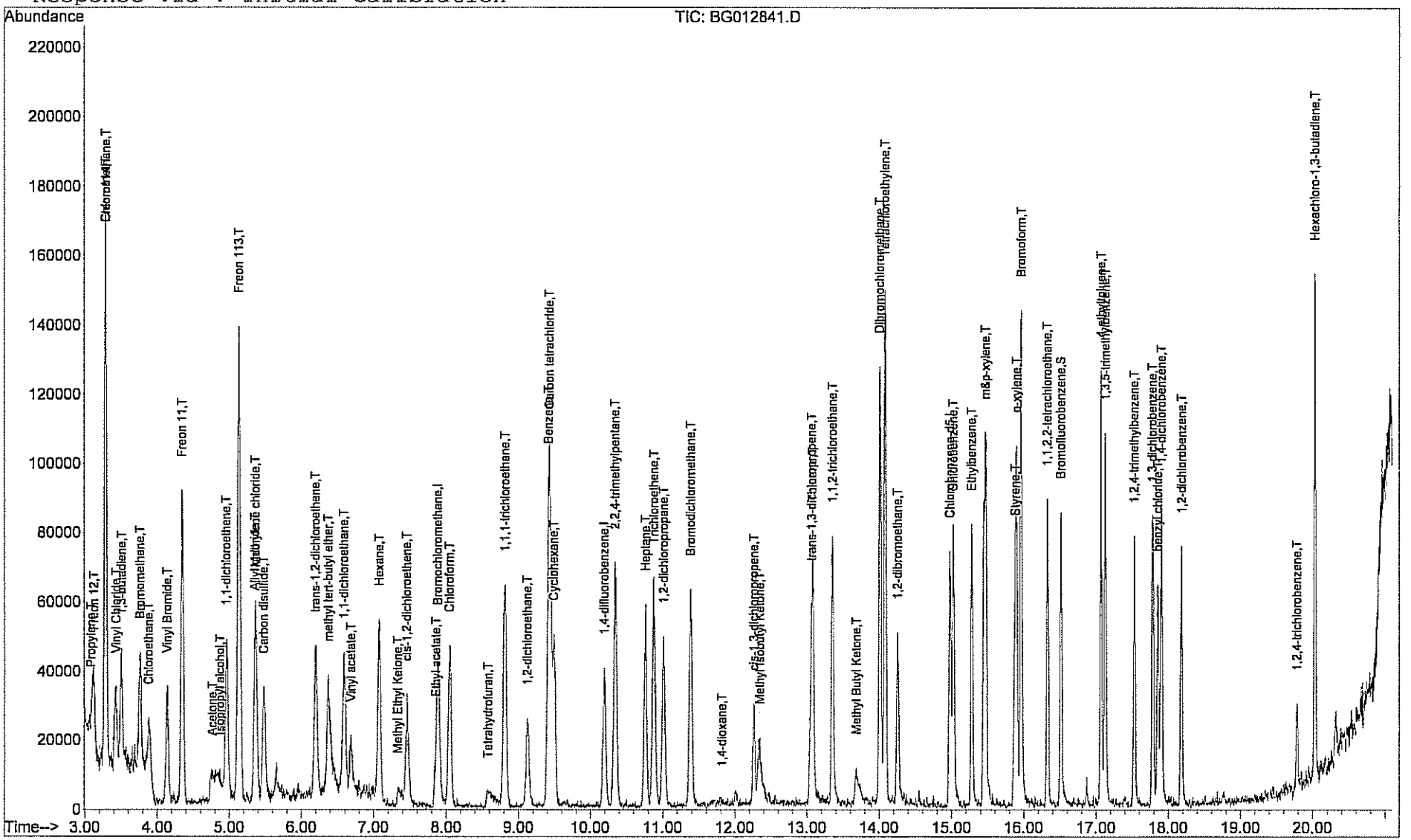

Centek laboratories, LLC

CENTEK LABORATORIES, LLC

Date: *24-Feb-11*

ANALYTICAL QC SUMMARY REPORT

CLIENT: Arcadis
Work Order: C1101036
Project: Lockheed Martin NJ001014.0001

TestCode: 0.25CT-TCE-VC

Sample ID **BMB1UG-012611** SampType: **MBLK** TestCode: **0.25CT-TCE-** Units: **ppbV** Prep Date: RunNo: **4205**
Client ID: **ZZZZZ** Batch ID: **R4205** TestNo: **TO-15** Analysis Date: **1/26/2011** SeqNo: **50471**

Analyte	Result	PQL	SPK value	SPK Ref Val	%REC	LowLimit	HighLimit	RPD Ref Val	%RPD	RPDLimit	Qual
1,1,1-Trichloroethane	< 0.15	0.15									
1,1,2,2-Tetrachloroethane	< 0.15	0.15									
1,1,2-Trichloroethane	< 0.15	0.15									
1,1-Dichloroethane	< 0.15	0.15									
1,1-Dichloroethene	< 0.15	0.15									
1,2,4-Trichlorobenzene	< 0.15	0.15									
1,2,4-Trimethylbenzene	< 0.15	0.15									
1,2-Dibromoethane	< 0.15	0.15									
1,2-Dichlorobenzene	< 0.15	0.15									
1,2-Dichloroethane	< 0.15	0.15									
1,2-Dichloropropane	< 0.15	0.15									
1,3,5-Trimethylbenzene	< 0.15	0.15									
1,3-butadiene	< 0.15	0.15									
1,3-Dichlorobenzene	< 0.15	0.15									
1,4-Dichlorobenzene	< 0.15	0.15									
1,4-Dioxane	< 0.30	0.30									
2,2,4-trimethylpentane	< 0.15	0.15									
4-ethyltoluene	< 0.15	0.15									
Acetone	< 0.30	0.30									
Allyl chloride	< 0.15	0.15									
Benzene	< 0.15	0.15									
Benzyl chloride	< 0.15	0.15									
Bromodichloromethane	< 0.15	0.15									
Bromoform	< 0.15	0.15									
Bromomethane	< 0.15	0.15									

Qualifiers:
. Results reported are not blank corrected
J Analyte detected at or below quantitation limits
S Spike Recovery outside accepted recovery limits
E Value above quantitation range
ND Not Detected at the Reporting Limit
H Holding times for preparation or analysis exceeded
R RPD outside accepted recovery limits

CLIENT: Arcadis
Work Order: C1101036
Project: Lockheed Martin NJ001014.0001

TestCode: 0.25CT-TCE-VC

Sample ID	BMB1UG-012611	SampType:	MBLK	TestCode:	0.25CT-TCE-	Units:	ppbV	Prep Date:		RunNo:	4205
Client ID:	ZZZZZ	Batch ID:	R4205	TestNo:	TO-15			Analysis Date:	1/26/2011	SeqNo:	50471

Analyte	Result	PQL	SPK value	SPK Ref Val	%REC	LowLimit	HighLimit	RPD Ref Val	%RPD	RPDLimit	Qual
Carbon disulfide	< 0.15	0.15									
Carbon tetrachloride	< 0.040	0.040									
Chlorobenzene	< 0.15	0.15									
Chloroethane	< 0.15	0.15									
Chloroform	< 0.15	0.15									
Chloromethane	< 0.15	0.15									
cis-1,2-Dichloroethene	< 0.15	0.15									
cis-1,3-Dichloropropene	< 0.15	0.15									
Cyclohexane	< 0.15	0.15									
Dibromochloromethane	< 0.15	0.15									
Ethyl acetate	< 0.25	0.25									
Ethylbenzene	< 0.15	0.15									
Freon 11	< 0.15	0.15									
Freon 113	< 0.15	0.15									
Freon 114	< 0.15	0.15									
Freon 12	< 0.15	0.15									
Heptane	< 0.15	0.15									
Hexachloro-1,3-butadiene	< 0.15	0.15									
Hexane	< 0.15	0.15									
Isopropyl alcohol	< 0.15	0.15									
m&p-Xylene	< 0.30	0.30									
Methyl Butyl Ketone	< 0.30	0.30									
Methyl Ethyl Ketone	< 0.30	0.30									
Methyl Isobutyl Ketone	< 0.30	0.30									
Methyl tert-butyl ether	< 0.15	0.15									
Methylene chloride	< 0.15	0.15									
o-Xylene	< 0.15	0.15									
Propylene	< 0.15	0.15									
Styrene	< 0.15	0.15									
Tetrachloroethylene	< 0.15	0.15									
Tetrahydrofuran	< 0.15	0.15									

Qualifiers:

.	Results reported are not blank corrected	E	Value above quantitation range	H	Holding times for preparation or analysis exceeded
J	Analyte detected at or below quantitation limits	ND	Not Detected at the Reporting Limit	R	RPD outside accepted recovery limits
S	Spike Recovery outside accepted recovery limits				

Centek laboratories, LLC

CLIENT: Arcadis
Work Order: C1101036
Project: Lockheed Martin NJ001014.0001

TestCode: 0.25CT-TCE-VC

Sample ID	BMB1UG-012611	SampType:	MBLK	TestCode:	0.25CT-TCE-	Units:	ppbV	Prep Date:		RunNo:	4205
Client ID:	ZZZZZ	Batch ID:	R4205	TestNo:	TO-15			Analysis Date:	1/26/2011	SeqNo:	50471

Analyte	Result	PQL	SPK value	SPK Ref Val	%REC	LowLimit	HighLimit	RPD Ref Val	%RPD	RPDLimit	Qual
Toluene	< 0.15	0.15									
trans-1,2-Dichloroethene	< 0.15	0.15									
trans-1,3-Dichloropropene	< 0.15	0.15									
Trichloroethene	< 0.040	0.040									
Vinyl acetate	< 0.15	0.15									
Vinyl Bromide	< 0.15	0.15									
Vinyl chloride	< 0.040	0.040									

Sample ID	BMB1UG-012711	SampType:	MBLK	TestCode:	0.25CT-TCE-	Units:	ppbV	Prep Date:		RunNo:	4206
Client ID:	ZZZZZ	Batch ID:	R4206	TestNo:	TO-15			Analysis Date:	1/27/2011	SeqNo:	50506

Analyte	Result	PQL	SPK value	SPK Ref Val	%REC	LowLimit	HighLimit	RPD Ref Val	%RPD	RPDLimit	Qual
1,1,1-Trichloroethane	< 0.15	0.15									
1,1,2,2-Tetrachloroethane	< 0.15	0.15									
1,1,2-Trichloroethane	< 0.15	0.15									
1,1-Dichloroethane	< 0.15	0.15									
1,1-Dichloroethene	< 0.15	0.15									
1,2,4-Trichlorobenzene	< 0.15	0.15									
1,2,4-Trimethylbenzene	< 0.15	0.15									
1,2-Dibromoethane	< 0.15	0.15									
1,2-Dichlorobenzene	< 0.15	0.15									
1,2-Dichloroethane	< 0.15	0.15									
1,2-Dichloropropane	< 0.15	0.15									
1,3,5-Trimethylbenzene	< 0.15	0.15									
1,3-butadiene	< 0.15	0.15									
1,3-Dichlorobenzene	< 0.15	0.15									
1,4-Dichlorobenzene	< 0.15	0.15									
1,4-Dioxane	< 0.30	0.30									
2,2,4-trimethylpentane	< 0.15	0.15									
4-ethyltoluene	< 0.15	0.15									

Qualifiers:

.	Results reported are not blank corrected	E	Value above quantitation range	H	Holding times for preparation or analysis exceeded
J	Analyte detected at or below quantitation limits	ND	Not Detected at the Reporting Limit	R	RPD outside accepted recovery limits
S	Spike Recovery outside accepted recovery limits				

Centek laboratories, LLC

CLIENT: Arcadis
Work Order: C1101036
Project: Lockheed Martin NJ001014.0001

TestCode: 0.25CT-TCE-VC

Sample ID: BMB1UG-012711 SampType: MBLK TestCode: 0.25CT-TCE- Units: ppbV Prep Date: RunNo: 4206
Client ID: ZZZZZ Batch ID: R4206 TestNo: TO-15 Analysis Date: 1/27/2011 SeqNo: 50506

Analyte	Result	PQL	SPK value	SPK Ref Val	%REC	LowLimit	HighLimit	RPD Ref Val	%RPD	RPDLimit	Qual
Acetone	< 0.30	0.30									
Allyl chloride	< 0.15	0.15									
Benzene	< 0.15	0.15									
Benzyl chloride	< 0.15	0.15									
Bromodichloromethane	< 0.15	0.15									
Bromoform	< 0.15	0.15									
Bromomethane	< 0.15	0.15									
Carbon disulfide	< 0.15	0.15									
Carbon tetrachloride	< 0.040	0.040									
Chlorobenzene	< 0.15	0.15									
Chloroethane	< 0.15	0.15									
Chloroform	< 0.15	0.15									
Chloromethane	< 0.15	0.15									
cis-1,2-Dichloroethene	< 0.15	0.15									
cis-1,3-Dichloropropene	< 0.15	0.15									
Cyclohexane	< 0.15	0.15									
Dibromochloromethane	< 0.15	0.15									
Ethyl acetate	< 0.25	0.25									
Ethylbenzene	< 0.15	0.15									
Freon 11	< 0.15	0.15									
Freon 113	< 0.15	0.15									
Freon 114	< 0.15	0.15									
Freon 12	< 0.15	0.15									
Heptane	< 0.15	0.15									
Hexachloro-1,3-butadiene	< 0.15	0.15									
Hexane	< 0.15	0.15									
Isopropyl alcohol	< 0.15	0.15									
m&p-Xylene	< 0.30	0.30									
Methyl Butyl Ketone	< 0.30	0.30									
Methyl Ethyl Ketone	< 0.30	0.30									
Methyl Isobutyl Ketone	< 0.30	0.30									

Qualifiers:
. Results reported are not blank corrected
J Analyte detected at or below quantitation limits
S Spike Recovery outside accepted recovery limits
E Value above quantitation range
ND Not Detected at the Reporting Limit
H Holding times for preparation or analysis exceeded
R RPD outside accepted recovery limits

Centek laboratories, LLC

CLIENT: Arcadis
Work Order: C1101036
Project: Lockheed Martin NJ001014.0001

TestCode: 0.25CT-TCE-VC

Sample ID BMB1UG-012711	SampType: MBLK	TestCode: 0.25CT-TCE-	Units: ppbV	Prep Date:	RunNo: 4206
Client ID: ZZZZZ	Batch ID: R4206	TestNo: TO-15		Analysis Date: 1/27/2011	SeqNo: 50506

Analyte	Result	PQL	SPK value	SPK Ref Val	%REC	LowLimit	HighLimit	RPD Ref Val	%RPD	RPDLimit	Qual
Methyl tert-butyl ether	< 0.15	0.15									
Methylene chloride	< 0.15	0.15									
o-Xylene	< 0.15	0.15									
Propylene	< 0.15	0.15									
Styrene	< 0.15	0.15									
Tetrachloroethylene	< 0.15	0.15									
Tetrahydrofuran	< 0.15	0.15									
Toluene	< 0.15	0.15									
trans-1,2-Dichloroethene	< 0.15	0.15									
trans-1,3-Dichloropropene	< 0.15	0.15									
Trichloroethene	< 0.040	0.040									
Vinyl acetate	< 0.15	0.15									
Vinyl Bromide	< 0.15	0.15									
Vinyl chloride	< 0.040	0.040									

Sample ID BMB1UG-012811	SampType: MBLK	TestCode: 0.25CT-TCE-	Units: ppbV	Prep Date:	RunNo: 4207
Client ID: ZZZZZ	Batch ID: R4207	TestNo: TO-15		Analysis Date: 1/28/2011	SeqNo: 50559

Analyte	Result	PQL	SPK value	SPK Ref Val	%REC	LowLimit	HighLimit	RPD Ref Val	%RPD	RPDLimit	Qual
1,1,1-Trichloroethane	< 0.15	0.15									
1,1,2,2-Tetrachloroethane	< 0.15	0.15									
1,1,2-Trichloroethane	< 0.15	0.15									
1,1-Dichloroethane	< 0.15	0.15									
1,1-Dichloroethene	< 0.15	0.15									
1,2,4-Trichlorobenzene	< 0.15	0.15									
1,2,4-Trimethylbenzene	< 0.15	0.15									
1,2-Dibromoethane	< 0.15	0.15									
1,2-Dichlorobenzene	< 0.15	0.15									
1,2-Dichloroethane	< 0.15	0.15									
1,2-Dichloropropane	< 0.15	0.15									

Qualifiers:

.	Results reported are not blank corrected	E	Value above quantitation range	H	Holding times for preparation or analysis exceeded
J	Analyte detected at or below quantitation limits	ND	Not Detected at the Reporting Limit	R	RPD outside accepted recovery limits
S	Spike Recovery outside accepted recovery limits				

Centek laboratories, LLC

CLIENT: Arcadis
Work Order: C1101036
Project: Lockheed Martin NJ001014.0001

TestCode: 0.25CT-TCE-VC

Sample ID	BMB1UG-012811	SampType:	MBLK	TestCode:	0.25CT-TCE-	Units:	ppbV	Prep Date:		RunNo:	4207
Client ID:	ZZZZZ	Batch ID:	R4207	TestNo:	TO-15			Analysis Date:	1/28/2011	SeqNo:	50559

Analyte	Result	PQL	SPK value	SPK Ref Val	%REC	LowLimit	HighLimit	RPD Ref Val	%RPD	RPDLimit	Qual
1,3,5-Trimethylbenzene	< 0.15	0.15									
1,3-butadiene	< 0.15	0.15									
1,3-Dichlorobenzene	< 0.15	0.15									
1,4-Dichlorobenzene	< 0.15	0.15									
1,4-Dioxane	< 0.30	0.30									
2,2,4-trimethylpentane	< 0.15	0.15									
4-ethyltoluene	< 0.15	0.15									
Acetone	< 0.30	0.30									
Allyl chloride	< 0.15	0.15									
Benzene	< 0.15	0.15									
Benzyl chloride	< 0.15	0.15									
Bromodichloromethane	< 0.15	0.15									
Bromoform	< 0.15	0.15									
Bromomethane	< 0.15	0.15									
Carbon disulfide	< 0.15	0.15									
Carbon tetrachloride	< 0.040	0.040									
Chlorobenzene	< 0.15	0.15									
Chloroethane	< 0.15	0.15									
Chloroform	< 0.15	0.15									
Chloromethane	< 0.15	0.15									
cis-1,2-Dichloroethene	< 0.15	0.15									
cis-1,3-Dichloropropene	< 0.15	0.15									
Cyclohexane	< 0.15	0.15									
Dibromochloromethane	< 0.15	0.15									
Ethyl acetate	< 0.25	0.25									
Ethylbenzene	< 0.15	0.15									
Freon 11	< 0.15	0.15									
Freon 113	< 0.15	0.15									
Freon 114	< 0.15	0.15									
Freon 12	< 0.15	0.15									
Heptane	< 0.15	0.15									

Qualifiers:

.	Results reported are not blank corrected	E	Value above quantitation range	H	Holding times for preparation or analysis exceeded
J	Analyte detected at or below quantitation limits	ND	Not Detected at the Reporting Limit	R	RPD outside accepted recovery limits
S	Spike Recovery outside accepted recovery limits				

Centek laboratories, LLC

CLIENT: Arcadis
Work Order: C1101036
Project: Lockheed Martin NJ001014.0001

TestCode: 0.25CT-TCE-VC

Sample ID	BMB1UG-012811	SampType:	MBLK	TestCode:	0.25CT-TCE-	Units:	ppbV	Prep Date:		RunNo:	4207
Client ID:	ZZZZZ	Batch ID:	R4207	TestNo:	TO-15			Analysis Date:	1/28/2011	SeqNo:	50559

Analyte	Result	PQL	SPK value	SPK Ref Val	%REC	LowLimit	HighLimit	RPD Ref Val	%RPD	RPDLimit	Qual
Hexachloro-1,3-butadiene	< 0.15	0.15									
Hexane	< 0.15	0.15									
Isopropyl alcohol	< 0.15	0.15									
m&p-Xylene	< 0.30	0.30									
Methyl Butyl Ketone	< 0.30	0.30									
Methyl Ethyl Ketone	< 0.30	0.30									
Methyl Isobutyl Ketone	< 0.30	0.30									
Methyl tert-butyl ether	< 0.15	0.15									
Methylene chloride	< 0.15	0.15									
o-Xylene	< 0.15	0.15									
Propylene	< 0.15	0.15									
Styrene	< 0.15	0.15									
Tetrachloroethylene	< 0.15	0.15									
Tetrahydrofuran	< 0.15	0.15									
Toluene	< 0.15	0.15									
trans-1,2-Dichloroethene	< 0.15	0.15									
trans-1,3-Dichloropropene	< 0.15	0.15									
Trichloroethene	< 0.040	0.040									
Vinyl acetate	< 0.15	0.15									
Vinyl Bromide	< 0.15	0.15									
Vinyl chloride	< 0.040	0.040									

Qualifiers:

.	Results reported are not blank corrected	E	Value above quantitation range	H	Holding times for preparation or analysis exceeded
J	Analyte detected at or below quantitation limits	ND	Not Detected at the Reporting Limit	R	RPD outside accepted recovery limits
S	Spike Recovery outside accepted recovery limits				

Quantitation Report (QT Reviewed)

Data File : C:\MSDCHEM\1\DATA\BG012608.D Vial: 8
Acq On : 26 Jan 2011 2:58 pm Operator: LL
Sample : BMB1UG-012611 Inst : MSD #2
Misc : 1ugm3 & 0.25TCE,CT,VNCL Blank Multiplr: 1.00
MS Integration Params: RTEINT.P
Quant Time: Feb 02 09:42:07 2011 Quant Results File: B118_1UG.RES

Quant Method : C:\MSDCHEM\1\METHODS\B118_1UG.M (RTE Integrator)
Title : TO-15 VOA Standards for 5 point calibration
Last Update : Tue Feb 01 16:05:43 2011
Response via : Initial Calibration
DataAcq Meth : B118_1UG

Internal Standards	R.T.	QIon	Response	Conc	Units	Dev(Min)
1) Bromochloromethane	7.88	128	17951	1.00	ppb	0.00
30) 1,4-difluorobenzene	10.19	114	42199	1.00	ppb	0.00
44) Chlorobenzene-d5	14.97	117	43521	1.00	ppb	0.00
System Monitoring Compounds						
57) Bromofluorobenzene	16.51	95	20173	0.87	ppb	0.00
Spiked Amount 1.000	Range 70 - 130		Recovery = 87.00%			
Target Compounds						Qvalue

(#) = qualifier out of range (m) = manual integration (+) = signals summed

Quantitation Report (QT Reviewed)

Data File : C:\MSDCHEM\1\DATA\BG012608.D Vial: 8
Acq On : 26 Jan 2011 2:58 pm Operator: LL
Sample : BMB1UG-012611 Inst : MSD #2
Misc : 1ugm3 & 0.25TCE,CT,VNCL Blank Multiplr: 1.00
MS Integration Params: RTEINT.P
Quant Time: Feb 2 9:42 2011 Quant Results File: B118_1UG.RES

Method : C:\MSDCHEM\1\METHODS\B118_1UG.M (RTE Integrator)
Title : TO-15 VOA Standards for 5 point calibration
Last Update : Tue Feb 01 16:05:43 2011
Response via : Initial Calibration

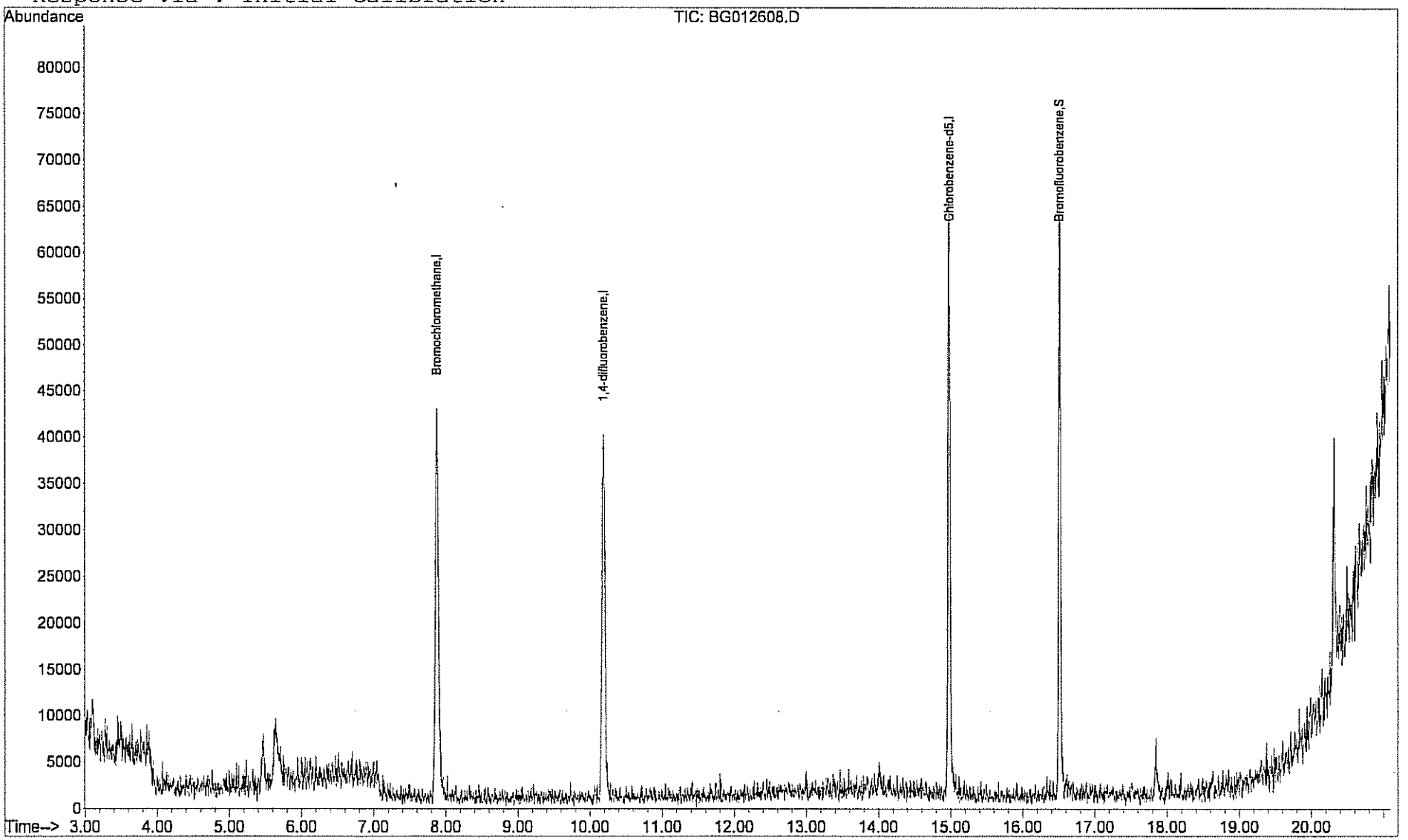

Centek laboratories, LLC

Quantitation Report (QT Reviewed)

Data File : C:\MSDCHEM\1\DATA\BG012706.D Vial: 6
Acq On : 27 Jan 2011 2:21 pm Operator: LL
Sample : BMB1UG-012711 Inst : MSD #2
Misc : 1ugm3 & 0.25TCE,CT,VNCL Blank Multiplr: 1.00
MS Integration Params: RTEINT.P
Quant Time: Feb 02 11:05:30 2011 Quant Results File: B118_1UG.RES

Quant Method : C:\MSDCHEM\1\METHODS\B118_1UG.M (RTE Integrator)
Title : TO-15 VOA Standards for 5 point calibration
Last Update : Tue Feb 01 16:05:43 2011
Response via : Initial Calibration
DataAcq Meth : B118_1UG

Internal Standards	R.T.	QIon	Response	Conc	Units	Dev(Min)
1) Bromochloromethane	7.90	128	17019	1.00	ppb	0.02
30) 1,4-difluorobenzene	10.19	114	42680	1.00	ppb	0.00
44) Chlorobenzene-d5	14.98	117	41369	1.00	ppb	0.00
System Monitoring Compounds						
57) Bromofluorobenzene	16.51	95	18238	0.82	ppb	0.00
Spiked Amount 1.000	Range 70 - 130		Recovery = 82.00%			
Target Compounds						Qvalue

(#) = qualifier out of range (m) = manual integration (+) = signals summed

Quantitation Report (QT Reviewed)

Data File : C:\MSDCHEM\1\DATA\BG012706.D Vial: 6
Acq On : 27 Jan 2011 2:21 pm Operator: LL
Sample : BMB1UG-012711 Inst : MSD #2
Misc : 1ugm3 & 0.25TCE,CT,VNCL Blank Multiplr: 1.00
MS Integration Params: RTEINT.P
Quant Time: Feb 2 11:05 2011 Quant Results File: B118_1UG.RES

Method : C:\MSDCHEM\1\METHODS\B118_1UG.M (RTE Integrator)
Title : TO-15 VOA Standards for 5 point calibration
Last Update : Tue Feb 01 16:05:43 2011
Response via : Initial Calibration

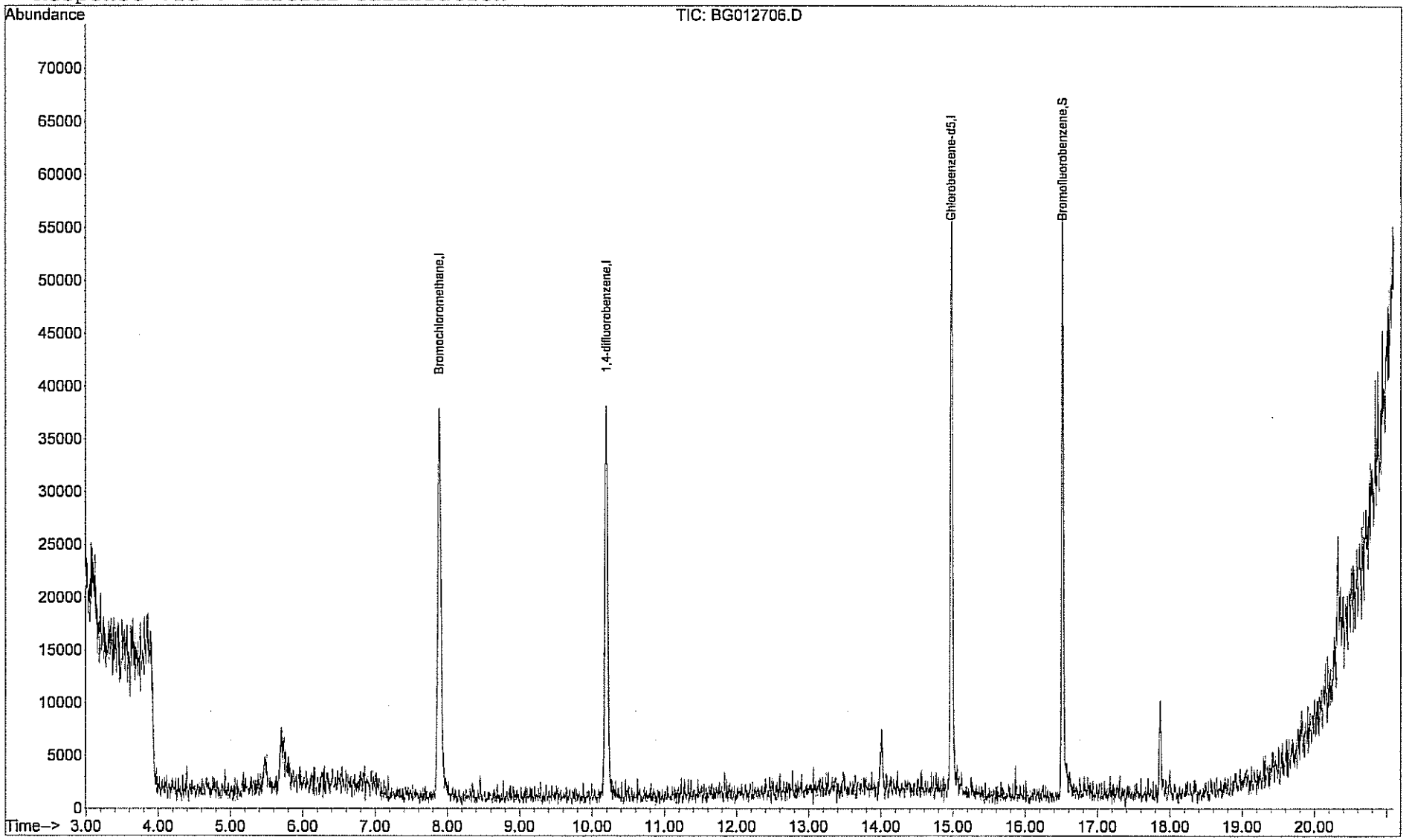

Quantitation Report (QT Reviewed)

Data File : C:\MSDCHEM\1\DATA\BG012808.D Vial: 8
Acq On : 28 Jan 2011 4:24 pm Operator: LL
Sample : BMB1UG-012811 Inst : MSD #2
Misc : 1ugm3 & 0.25TCE,CT,VNCL Blank Multiplr: 1.00
MS Integration Params: RTEINT.P
Quant Time: Feb 02 12:54:54 2011 Quant Results File: B118_1UG.RES

Quant Method : C:\MSDCHEM\1\METHODS\B118_1UG.M (RTE Integrator)
Title : TO-15 VOA Standards for 5 point calibration
Last Update : Tue Feb 01 16:05:43 2011
Response via : Initial Calibration
DataAcq Meth : B118_1UG

Internal Standards	R.T.	QIon	Response	Conc	Units	Dev(Min)
1) Bromochloromethane	7.89	128	17702	1.00	ppb	0.00
30) 1,4-difluorobenzene	10.18	114	37527	1.00	ppb	0.00
44) Chlorobenzene-d5	14.98	117	36522	1.00	ppb	0.00
System Monitoring Compounds						
57) Bromofluorobenzene	16.51	95	16899	0.86	ppb	0.00
Spiked Amount 1.000	Range 70 - 130		Recovery = 86.00%			
Target Compounds						Qvalue

(#) = qualifier out of range (m) = manual integration (+) = signals summed

Quantitation Report (QT Reviewed)

Data File : C:\MSDCHEM\1\DATA\BG012808.D Vial: 8
Acq On : 28 Jan 2011 4:24 pm Operator: LL
Sample : BMB1UG-012811 Inst : MSD #2
Misc : 1ugm3 & 0.25TCE,CT,VNCL Blank Multiplr: 1.00
MS Integration Params: RTEINT.P
Quant Time: Feb 2 12:55 2011 Quant Results File: B118_1UG.RES

Method : C:\MSDCHEM\1\METHODS\B118_1UG.M (RTE Integrator)
Title : TO-15 VOA Standards for 5 point calibration
Last Update : Tue Feb 01 16:05:43 2011
Response via : Initial Calibration

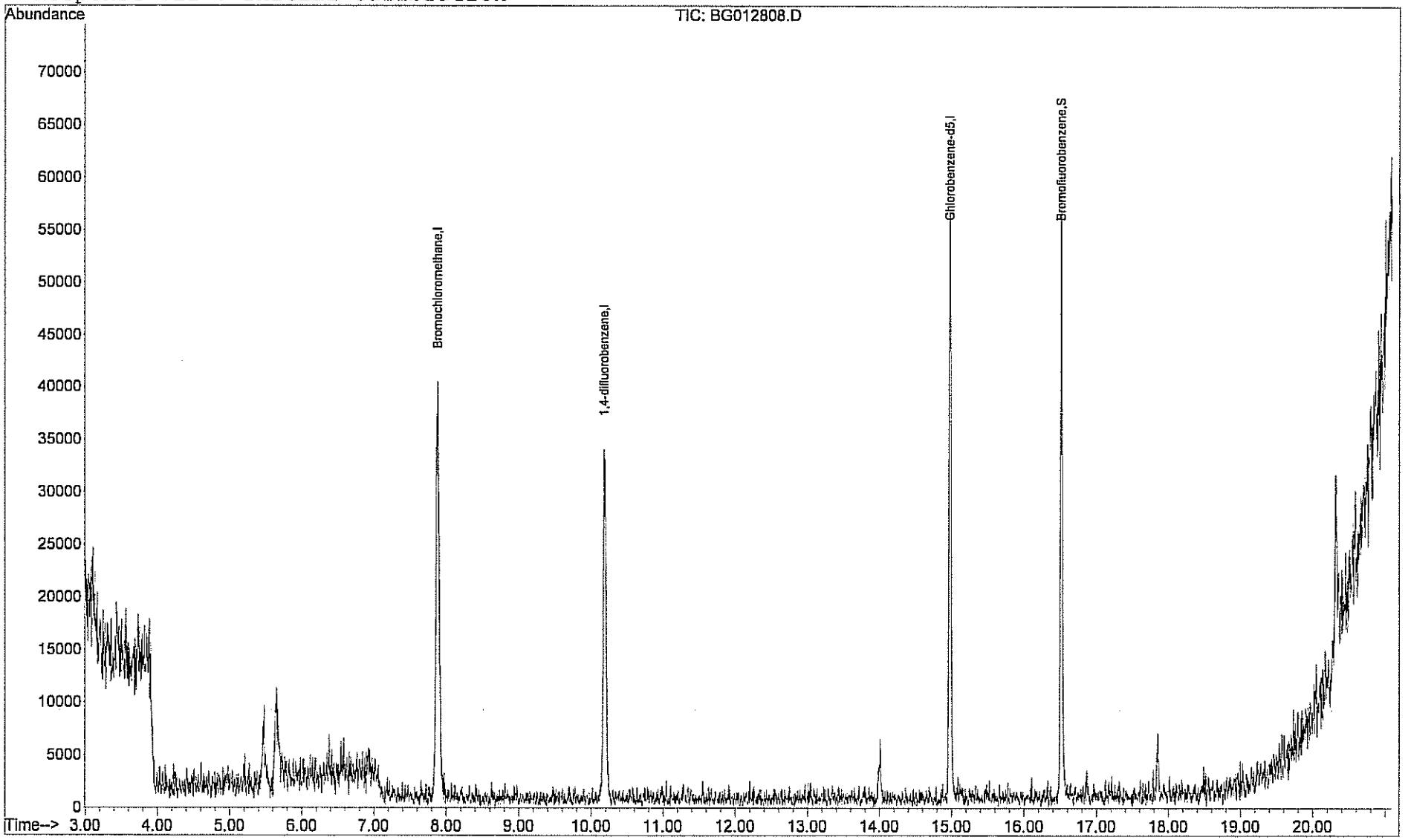

GC/MS VOLATILES-WHOLE AIR

METHOD TO-15

INJECTION LOG

Centek Laboratories, LLC
Instrument: HP5975 MSD
GC Column: J&W DB-5MS, 1.0u, 60M

Injection Logbook A-MSD

Internal Standard Stock #: 8262
Standard Stock #(s) 8263
LCS Stock #(s)
Method Reference: Toxic Organic Compounds in Ambient Air Jan-99

Detection Limit	Login Number	Data File Name	Dil. Factor	Inj Vol cc	MethodQ File	Group Number	Inj. Date	Inj. Time	Comments	CD BackUp#
ug/m3	BFBIUG	BG011801	-	-	B117-1UG		01/18/11	1221		
	BIUG-0.10	06	-	20	B118-1UG					
	BIUG-0.04	07	-	8						
	BIUG-1.0	08	-	200						
	BIUG-2.0	09	-	400						
	BIUG-1.50	10	-	300						
	BIUG-1.25	11	-	250						
	BIUG-0.75	12	-	150						
	BIUG-0.50	13	-	100						
	BIUG-0.30	14	-	60						
↓	BIUG-0.15	15	-	30	↓		01/18/11	2100		

Analyzed by: L.L.

Page No: 57

Centek laboratories, LLC

Centek Laboratories, LLC
Instrument: HP5975 MSD
GC Column: J&W DB-5MS, 1.0u, 60M

Injection Logbook A-MSD

Internal Standard Stock #: 8277
Standard Stock #(s) 8278
LCS Stock #(s) 8275
Method Reference: Toxic Organic Compounds in Ambient Air Jan-99

Detection Limit	Login Number	Data File Name	Dil. Factor	Inj Vol cc	MethodQ File	Group Number	Inj. Date	Inj. Time	Comments	CD BackUp#
1ug/m3	BFB1UG	BG012601	-	-	B118_1UG		01/26/11	0948		
	B1UG-1.0	05	-	200						
	BLCS1UG-012611	06	-	↓						
	BMB1UG-012611	08	-	-						
	C1101035-001	09	-	200						
	-002	10	-							
	-005	11	-							
	-007	12	-							
	-009	13	-							
	-012	14	-							
	-015	15	-							
	C1101036-002	16	-	↓						
	-002	10X 17	10	20						
	-003	18	-	200						
	-003	10X 19	10	20						
	-004	20	-	200						
	-004	10X 21	10	20						
	-005	22	-	200			01/26/11	2357		
	-005	10X 23	10	20			01/27/11	0031		
	BLCSD1UG-012611	24	-	200						
	C1101036-006	25	-	200						
	-006	10X 26	10	20						
	-007	27	-	200						
	-007	10X 28	10	20						
	-011	29	-	200						
	-011	10X 30	10	20						
	-015	31	-	200						
↓	↓ -015	10X 32	10	20	↓		01/27/11	0543		

Page 600 of 636

Analyzed by: R.L.

Centek Laboratories, LLC
Instrument: HP5975 MSD
GC Column: J&W DB-5MS, 1.0u, 60M

Injection Logbook A-MSD

Internal Standard Stock #: 8277
Standard Stock #(s) 8278
LCS Stock #(s) 8275
Method Reference: Toxic Organic Compounds in Ambient Air Jan-99

Detection Limit	Login Number	Data File Name	Dil. Factor	Inj Vol cc	MethodQ File	Group Number	Inj. Date	Inj. Time	Comments	CD BackUp#
ug/m3	C1101035-003	BG012633	-	200	B118_1U6		01/27/11	0618		
	-004	34	-							
	-006	35	-							
	-008	36	-							
	-010	37	-							
	-010	10X 38	10	20						
	-011	39	-	200			01/27/11	0946		

Analyzed by: L.L.

Page No: 89

Centek Laboratories, LLC
Instrument: HP5975 MSD
GC Column: J&W DB-5MS, 1.0u, 60M

Injection Logbook A-MSD

Internal Standard Stock #: 8279
Standard Stock #(s) 8278
LCS Stock #(s) 8275
Method Reference: Toxic Organic Compounds in Ambient Air Jan-99

Detection Limit	Login Number	Data File Name	Dil. Factor	Inj Vol cc	MethodQ File	Group Number	Inj. Date	Inj. Time	Comments	CD BackUp#
1ug/m3	BFB1UG	BG012701	—	—	B118-1UG		01/27/11	1044		
↓	B1UG-1.0	02	—	200	↓		↓	↓		
	BLCS1UG-012711	04	—	↓						
	BMB1UG-012711	06	—	—						
	C1101036-016	07	—	200						
	C1101035-001	10X 08	10	20						
	-013	09	—	200						
	-014	10	—	↓						
	C1101036-001	11	—							
	-008	12	—							
	-009	13	—							
	-010	14	—							
	-012	15	—							
	-013	16	—							
	-014	17	—	↓						
	-014	10X 18	10	20						
	-014	40X 19	40	5						
	C1101035-001 6	40X 20	640	5 (16)*			01/27/11	2341		
	-002 3	20X 21	320	5 (8)*			01/28/11	0014		
	-002	8X 22	8	200(8)*						
	-005	320X 23	320	5 (8)*						
	-005	8X 24	8	200(8)*						
	-007	320X 25	320	5 (8)*						
	-007	8X 36	8	200(8)*						
	-009	10X 27	10	20						
	-009	40X 28	40	5						
	-012	5X 29	5	40						
↓	-015	320X 30	320	5 (8)*	↓		01/28/11	0512		

Analyzed by: L.L.

* DL in can*

Page No: 90

Centek Laboratories, LLC

Centek Laboratories, LLC
Instrument: HP5975 MSD
GC Column: J&W DB-5MS, 1.0u, 60M

Injection Logbook A-MSD

Internal Standard Stock #: 8279
Standard Stock #(s) 8278
LCS Stock #(s) 8275
Method Reference: Toxic Organic Componds in Ambient Air Jan-99

Detection Limit	Login Number	Data File Name	Dil. Factor	Inj Vol cc	MethodQ File	Group Number	Inj. Date	Inj. Time	Comments	CD BackUp#
1ug/m3	C1101035-015 8X	BG012731	8		B118_1UG		01/28/11	0547		
	BLCSD1UG-012711	32	-	200						
	C1101036-002	40X	33	40	40 (8) *					
	-002	320X	34	320	5 (8) *					
	-004	80X	35	80	5 (2) *					
	-005	80X	36	80	5 (2) *					
	-006	80X	37	80	5 (2) *					
	-007	40X	38	40	5					
	-011	40X	39	40	40 (8) *					
	-011	320X	40	320	5 (8) *		01/28/11	1046		

Analyzed by: L L.

* DL in can *

Page No: 91

Centek Laboratories, LLC

Centek Laboratories, LLC
Instrument: HP5975 MSD
GC Column: J&W DB-5MS, 1.0u, 60M

Injection Logbook A-MSD

Internal Standard Stock #: 8280
Standard Stock #(s) 8278
LCS Stock #(s) 8275
Method Reference: Toxic Organic Componds in Ambient Air Jan-99

Detection Limit	Login Number	Data File Name	Dil. Factor	Inj Vol cc	MethodQ File	Group Number	Inj. Date	Inj. Time	Comments	CD BackUp#
1ug/m3	BFB1UG	BG012804	—	—	B118_1UG		01/28/11	1326		
	B1UG_1.0	05	—	200						
	BLCS1UG-012811	07	—	↓						
	BMB1UG-012811	08	—	—						
	C1101035-013 8X	10	8	100 (4)*						
	-013 160X	11	160	5 (4)*						
	-014 8X	12	8	100 (4)*						
	-014 160X	13	160	5 (4)*						
	C1101036-001 8X	14	8	200 (8)*						
	-001 320X	15	320	5 (8)*						
	-008 10X	16	10	40 (2)*						
	-008 80X	17	80	5 (2)*						
	-009 8X	18	8	160 (4)*						
	-009 160X	19	160	5 (4)*						
	-010 5X	20	5	40			01/28/11	2327		
	-010 40X	21	40	5			01/29/11	0000		
	-012 5X	22	5	40						
	-012 20X	23	20	10						
	-013 5X	24	5	40						
	-013 20X	25	20	10						
	C1101035-002 40X	26	40	5						
	C1101036-015 80X	27	80	5 (2)*						
	C1101035-003 8X	28	8	200 (8)*						
	-003 320X	29	320	5 (6)*						
	-004 10X	30	10	20						
	-004 40X	31	40	5						
	-006 8X	32	8	200 (8)*						
	-006 320X	33	320	5 (8)*			01/29/11	0656		

Analyzed by: L.L.

* DL in can *

Page No: 92

Centek Laboratories, LLC
Instrument: HP5975 MSD
GC Column: J&W DB-5MS, 1.0u, 60M

Injection Logbook A-MSD

Internal Standard Stock #: 8280
Standard Stock #(s) 8278
LCS Stock #(s) 8275
Method Reference: Toxic Organic Compounds in Ambient Air Jan-99

Detection Limit	Login Number	Data File Name		Dil. Factor	Inj Vol cc	MethodQ File	Group Number	Inj. Date	Inj. Time	Comments	CD BackUp#
1 ug/m3	C1101035-008	SXBG012834		8	200(8)	B118-1UG		01/29/11	0732		
↓	-008	320X	35	320	5 (8)*	↓		↓	↓		
	-010	40X	36	40	10 (2)*						
	-010	80X	37	80	5 (2)*						
	↓ -011	5X	38	5	40						
	C1101041 -001		39	-	200						
	↓ -001	10X	40	10	20						
	BLCSD1UG-0128	11	41	-	200						
↓	C1101041-001	40X	42	40	5	↓		01/29/11	1216		

Analyzed by: L.L.

DL in can

Page No: 93

GC/MS VOLATILES-WHOLE AIR

METHOD TO-15

STANDARDS LOG

Std #	Date Prep	Date exp	Description	Stock #	Stock conc	Initial vol	finial vol	Final conc/ppbV	Prep by	Chkd by
6117	11/11/08	11/14/08	TO15IUT IS^A	6112	50ppb	0.5psig	30psia	1 ppb	MD	
6118	11/12/08	11/09	TO15 IS	AB-253	1 ppm	SPECTRA GASES			mp	
6119	↓	↓	TO15 SUBSET	AB-2274	↓	↓	↓	↓	↓	RECEAT 3/11/10 7740A+B
6120	↓	↓	TO14 MIX	AB-2238	↓	↓	↓	↓	↓	
6121	11/14/08	11/21/08	TO15 IS	6118	1ppm	1.5psig	30psia	50 ppb	mp	
6122	↓	↓	↓ STD	4192/4193	↓	↓	↓	↓	↓	
6123	↓	↓	↓ LCS	2056/2057	↓	↓	↓	↓	↓	
6124	↓	↓	TO15IUT IS^A	6121	50ppb	0.5psig	45psia	1ppb	↓	
6125	↓	↓	↓ STD^A	6122	↓	↓	↓	↓	↓	
6126	↓	↓	↓ LCS	6123	↓	↓	↓	↓	↓	
6127	11/15/08	↓	TO15IUT IS^A	6121	50 ppb	0.5psig	45psia	1ppb	↓	
6128	11/17/08	11/21/08	TO15IUT IS^B	6121	↓	↓	↓	↓	↓	
6129	↓	↓	↓ STD^B	6122	↓	↓	↓	↓	↓	
6130	↓	↓	↓ IS^A	↓	↓	↓	↓	↓	↓	
6131	11/18/08	↓	↓ IS^A	↓	↓	↓	↓	↓	↓	
6132	↓	↓	↓ IS^B	↓	↓	↓	↓	↓	↓	
6133	11/19/08	↓	↓ IS^A	↓	↓	↓	↓	↓	↓	
6134	↓	↓	↓ IS^B	↓	↓	↓	↓	↓	↓	

Std #	Date Prep	Date exp	Description	Stock #	Stock conc	Initial vol	finial vol	Final conc/ppbV	Prep by	Chkd by
7365	8/30/09	8/31/09	TO15IVT IS[A]	7352	50ppb	0.9psig	45psia	1ppb	mp	
7366	8/31/09	9/10	TO15 IS	06503 003	1ppm	SCOTT GASES		1ppm	mp	
7367	8/31/09	9/6/09	TO15 IS	7366	1ppm	1.5psig	30psia	50ppb	mp	
7368	↓	↓	STD	6119/20	↓	↓	↓	↓		
7369			LCS	6192/93						
7370			SIL/SUL	6194						
7371			TO15IVT IS[A]	7367	50ppb	0.9psig	45psia	1ppb		
7372			STD[A]	7368	↓	↓	↓	↓		
7373			LCS	7369						
7374	9/1/09		TO15IVT IS[A]	7367						
7375	9/2/09	↓	↓	↓	↓	↓	↓	↓		
7376	9/1/09	9/6/09	TO15IVT IS[B]	7367	50ppb	0.9psig	45psia	1ppb	I.L.	
7377	↓	↓	↓ STD[B]	7368	↓	↓	↓	↓	↓	
7378	9/2/09	9/6/09	TO15IVT IS[B]	7367	50ppb	0.9psig	45psia	1ppb	I.L.	
7379	9/2/09	9/6/09	↓ IS[A]	7367	↓	↓	↓	↓	I.L.	
7380	9/3/09	9/10/09	TO15 IS	7366	1ppm	1.5psig	30psia	50ppb	I.L.	
7381	9/3/09	9/16/09	TO15IVT IS[A]	7380	50ppb	0.9psig	45psia	1ppb	I.L.	
7382	9/3/09	9/10/09	↓ IS[B]	7380	↓	↓	↓	↓	↓	
7382A	8/31/09	9/6/09	TO15IVT IS[B]	7367	50ppb	0.9psig	45psia	1ppb	I.L.	
7382B	↓	↓	↓ STD[B]	7368	↓	↓	↓	↓	↓	

Centek laboratories, LLC

Std #	Date Prep	Date exp	Description	Stock #	Stock conc	Initial vol	finial vol	Final conc/ppbV	Prep by	Chkd by
7609	1/19/10	1/25/10	TO15 IUT IS(B)	7601	50ppb	0.9psig	45psia	1ppb	L.L.	
7610	1/20/10	1/25/10	TO15 IUT IS(B)	7601	50ppb	0.9psig	45psia	1ppb	L.L.	
7611	1/20/10	1/25/10	SILX/SULF	6194/7046	1ppm	1.5psig	30psia	50ppb	L.L.	
7612	1/20/10	1/25/10	FORM 10ppm	7068	36.5%	1.1ul	50psia	10ppm	↓	
7613	↓	↓	50ppb FORM	7612	10ppm	0.23psig	45psia	50ppb		
7614	1/21/10	1/25/10	TO15 IS	7366	1ppm	1.5psig	30psia	50ppb	L.L.	
7615	1/21/10	1/25/10	TO15 IUT IS(B)	7614	50ppb	0.9psig	45psia	1ppb	L.L.	
7616	1/22/10	1/25/10	TO15 IUT IS(B)	7614	50ppb	0.9psig	45psia	1ppb	L.L.	
7617	1/25/10	1/20/11	TO15 SUBSET	AB-4460	1ppm	1800psig	SpectraGases	1ppm	L.L.	
7618	1/25/10	1/15/11	TO14 MIX	AB-4573	1ppm	1800psig	SpectraGases	1ppm	↓	
7619	1/25/10	1/25/11	FIXED GASES	109940 2163-04	%VARIES	10L	MATHESON	TRI-GAS	MD	
7620	1/25/10	2/1/10	TO15 ~~IUT~~ IS(A)	7366	1ppm	1.5psig	30psia	50ppb	L.L.	
7621	↓	↓	↓ STD(A)	7617/7618 7384/ 6119/6126	↓	↓	↓	↓	↓	
7622	↓	↓	↓ LCS							
7623	1/25/10	2/1/10	TO15 IUT IS(A)	7620	50ppb	0.9psig	45psia	1ppb	L.L.	
7624	↓	↓	↓ STD(A)	7621	↓	↓	↓	↓	↓	
7625	↓	↓	↓ LCS	7622	↓	↓	↓	↓	↓	
7626	↓	↓	↓ IS(B)	7620	↓	↓	↓	↓	↓	

Centek Laboratories, LLC

Std #	Date Prep	Date exp	Description	Stock #	Stock conc	Initial vol	finial vol	Final conc/ppbV	Prep by	Chkd by
7789	3/31/10	4/5/10	TO15 1UG IS (A)	7779	50ppb	0.9psig	45psia	1ppb	L.L.	
7740A	3/11/10	11/11/10	LCS TO15 SUBSET	AB-22744 6119	1ppm	SPECTRA	GASES	*RECERTIFIED	L.L.	
7740B	3/11/10	11/11/10	LCS TO14 MIX	AB-2238 6120	↓	↓		*LCS *	↓	
7790	3/31/10	4/5/10	SILX/SULF	6194/7046	1ppm	1.5psig	30psia	50ppb	L.L.	
7791	3/31/10	4/5/10	FORM 10ppm	7068	36.5%	1.1ul	50psia	10ppm	↓	
7792	↓	↓	FORM 50ppb	7791	10ppm	0.23psig	45psia	50ppb	↓	
7793	4/5/10	4/12/10	TO15 IS	7366	1ppm	1.5psig	30psia	50ppb	L.L.	
7794	↓	↓	↓ STD	7617/7618	↓	↓	↓	↓	↓	
7795	↓	↓	↓ LCS	7740A/7740B	↓	↓	↓	↓	↓	
7796	4/5/10	4/12/10	TO15 1UG IS (A)	7793	50ppb	0.9psig	45psia	1ppb		
7797	↓	↓	↓ STD (A)	7794	↓	↓	↓	↓	↓	
7798	↓	↓	↓ LCS	7795	↓	↓	↓	↓		
7799	4/5/10	4/12/10	TO15 1UG IS (B)	7793	50ppb	0.9psig	45psia	1ppb	L.L.	
7800	↓	↓	↓ STD (B)	7794	↓	↓	↓	↓	↓	
7801	4/6/10	4/12/10	TO15 1UG IS (A)	7793	50ppb	0.9psig	45psia	1ppb		
7802	4/6/10	4/12/10	TO15 1UG IS (B)	7793	50ppb	0.9psig	45psia	1ppb	L.L.	
7803	4/7/10	4/12/10	TO15 1UG IS (A)	7793	50ppb	0.9psig	45psia	1ppb	L.L.	
7804	4/7/10	4/12/10	TO15 1UG IS (B)	7793	50ppb	0.9psig	45psia	1ppb	L.L.	

Centek laboratories, LLC

Std #	Date Prep	Date exp	Description	Stock #	Stock conc	Initial vol	finial vol	Final conc/ppbV	Prep by	Chkd by
7840	4/26/10	5/3/10	TO15 FORM	7068	36.5%	1.1uL	30psia	10ppm	LL	
7841	↓		↓ FORM-50	7822	10ppm	0.23psig	50psia	50ppb	↓	
7842	4/27/10		TO15/UG IS B	7837	50ppb	0.9psig	45psia	1ppb	LL	
7843	↓		STD B	7838					↓	
7844	↓		LCS	7835						
7845	4/28/10		IS A	7837					m	
7846	↓	↓	↓ STD A	7838	↓	↓	↓	↓	↓	
7847	5/3/10	5/10/10	TO15 IS	7366	1ppm	1.5psig	30psia	50ppb	mp	
7848			STD	7617/18						
7849			LCS	7740A/B						
7850			SIL/GUL	6194/7046	↓	↓	↓	↓		
7851			FORM	7068	36.5%	1.1uL	30psia	10ppm		
7852			↓ FORM-50	7851	10ppm	0.23psig	50psia	50ppb	↓	
7853			TO15/UG IS A	7847	50ppb	0.5psig	45psia	1ppb	m	
7854			↓ STD A	7848						
7855	+		LCS	7849						
7856	5/6/10	↓	↓ IS	7847	↓	↓	↓	↓	↓	
7857	5/10/10	5/11	TO15 IS+BFB	AB 100102	1PPM	LINDE	GAS	1ppm	m	

Page # 92

Std #	Date Prep	Date exp	Description	Stock #	Stock conc	Initial vol	finial vol	Final conc/ppbV	Prep by	Chkd by
8241	1/4/11	1/10/11	TO15 IS	7857	1ppm	1.5psig	30psia	50ppb	Z.L	
8242	1/10/11	1/17/11	TO15 IS	7857	1ppm	1.5psig	30psia	50ppb	Z.L.	
8243	↓	↓	STD	7617/7618	↓	↓	↓	↓	↓	
8244			LCS	7740A/7740B						
8245			4PCH	7384						
8246			FORM	7068	36.5%	1.1ul	50psig	10ppm		
8247			FORM50	8246	10ppm	0.23psig	45psia	50ppb		
8248	↓	↓	SILX/SULF	6194/7046	1ppm	1.5psig	30psia	50ppb	↓	
8249	1/10/11	1/17/11	TO15VGIS(A)	8242	50ppb	0.9psig	4.5psia	1ppb	m	
8250			STD(A)	8243						
8251	↓	↓	LCS	8244	↓	↓	↓	↓	↓	
8252	1/13/11	1/17/11	TO15 IS	7857	1ppm	1.5psig	30psia	50ppb	Z.L.	
8253	1/17/11	1/24/11	TO15 IS	7857						
8254			STD	7617/7618						
8255			LCS	7740A/7740B						
8256			4PCH	7384	↓	↓	↓	↓		
8257			FORM	7068	36.5%	1.1ul	50psig	10ppm		
8258	↓	↓	FORM50	8257	10ppm	0.23psig	45psia	50ppb	↓	

Page 612 of 636

Centek laboratories, LLC

Centek Laboratories, LLC

GC/MS Calibration Standards Logbook

Std #	Date Prep	Date exp	Description	Stock #	Stock conc	Initial vol	finial vol	Final conc/ppbV	Prep by	Chkd by
8259	1/17/11	1/24/11	TO15 1UG IS(A)	8253	50ppb	0.9psig	45psia	1ppb		
8260	↓	↓	↓ STD(A)	8254	↓	↓	↓	↓		
8261	↓	↓	↓ LCS	8255	↓	↓	↓	↓		
8262	1/18/11	1/24/11	TO15 1UG IS(B)	8253	50ppb	0.9psig	45psia	1ppb	L.L.	
8263	↓	↓	↓ STD(B)	8254	↓	↓	↓	↓	↓	
8264	1/21/11	1/24/11	TO15 IS	7857	1ppm	1.5psig	30psia	50ppb	L.L.	
8265	1/24/11	1/31/11	TO15 IS	7857	1ppm	1.5psig	30psia	50ppb	L.L.	
8266	↓	↓	↓ STD	7617/7618	↓	↓	↓	↓	↓	
8267	↓	↓	↓ LCS	7740A/7740B	↓	↓	↓	↓	↓	
8268	↓	↓	↓ 4PCH	7384	↓	↓	↓	↓	↓	
8269	↓	↓	↓ FORM	7068	36.5%	1.1ml	50psig	10ppm	↓	
8270	↓	↓	↓ FORM 50	8269	10ppm	0.23psig	45psia	50ppb	↓	
8271	↓	↓	↓ SILX/SULF	6194/7046	1ppm	1.5psig	30psia	50ppb	↓	
8272	1/17/11	1/24/11	TO15 SILX/SULF	6194/7046	1ppm	1.5psig	30psia	50ppb	↓	
8273	1/24/11	1/31/11	TO15 1UG IS(A)	8265	50ppb	0.9psig	45psia	1ppb	↓	
8274	↓	↓	↓ STD(A)	8266	↓	↓	↓	↓	↓	
8275	↓	↓	↓ LCS	8267	↓	↓	↓	↓	↓	
8276	1/26/11	1/31/11	TO15 IS	7857	1ppm	1.5psig	30psia	50ppb	L.L.	

Centek Laboratories, LLC

GC/MS Calibration Standards Logbook

Std #	Date Prep	Date exp	Description	Stock #	Stock conc	Initial vol	finial vol	Final conc/ppbV	Prep by	Chkd by
8277	1/26/11	1/31/11	TO15 1UG IS (B)	8276	50ppb	0.9psig	45psiA	1ppb	I.I.	
8278	↓	↓	↓ STD (B)	8266	↓	↓	↓	↓	↓	
8279	1/27/11	1/31/11	TO15 1UG IS (B)	8276	50ppb	0.9psig	45psiA	1ppb	I.I.	
8280	1/28/11	1/31/11	TO15 1UG IS (B)	8276	50ppb	0.9psig	45psiA	1ppb	I.I.	

Page # 116

Centek laboratories, LLC

GC/MS VOLATILES-WHOLE AIR

METHOD TO-15

CANISTER CLEANING LOG

Centek Laboratories, LLC

QC Canister Cleaning Logbook

Instrument: Entech 3100

Canister Number	QC Can Number	Number of Cycles	Date	QC Batch Number	Detection Limits	Leak Test 24hr (psig str/stp)	
275	463	30	01/13/11	WAC011311A	1 ng/m³ +0.25	+ 30	+ 30
542					TCE, CT, VNCL	+	+
191						+	+
170						+	+
463	↓			↓		+	+
106	316			WAC011311B		+	+
234						+	+
317						+	+
101						+	+
316	↓			↓		+	+
564	93			WAC011311C		+	+
229						+	+
197						+	+
479						+	+
93	↓			↓		+	+
348	325			WAC011311D		+	+
163						+	+
475						+	+
415						+	+
325	↓			↓		+	+
92	226			WAC011311E		+	+
358						+	+
207						+	+
554						+	+
226	↓	↓	↓	↓	↓	+ ↓	+ ↓

Cleaned by: S.F

Centek laboratories, LLC

Centek Laboratories, LLC

QC Canister Cleaning Logbook

Instrument: Entech 3100

Canister Number	QC Can Number	Number of Cycles	Date	QC Batch Number	Detection Limits	Leak Test 24hr (psig str/stp)	
171	363	30	01/13/11	WAC011311F	1ug/m3 to 0.25	+ 30	+ 30
551	↓	↓	↓	↓	TCE, CT, VNCL	+ ↓	+ ↓
201	↓	↓	↓	↓	↓	+ ↓	+ ↓
131	↓	↓	↓	↓	↓	+ ↓	+ ↓
363	↓	↓	↓	↓	↓	+ ↓	+ ↓
						+	+
						+	+
						+	+
						+	+
						+	+
						+	+
						+	+
						+	+
						+	+
						+	+
						+	+
						+	+
						+	+
						+	+
						+	+
						+	+
						+	+
						+	+
						+	+
						+	+
						+	+
						+	+

Cleaned by: I. L.

Page # 132

Centek Laboratories, LLC

Centek Laboratories, LLC

QC Canister Cleaning Logbook

Instrument: Entech 3100

Canister Number	QC Can Number	Number of Cycles	Date	QC Batch Number	Detection Limits	Leak Test 24hr (psig str/stp)	
157	418	30	01/18/11	WAC011811A	1ug/m3+0.25	+ 30	+ 30
242	↓	↓	↓	↓	TCE, CT, VNL	+	+
544						+	+
359						+	+
418	↓			↓		+	+
431	413			WAC011811B		+	+
248	↓			↓		+	+
349						+	+
192				↓		+	+
413	↓			WAC011811D		+	+
430	223			↓		+	+
286	↓					+	+
96						+	+
87				↓		+	+
223	↓			WAC011811F		+	+
228	422			↓		+	+
128	↓					+	+
193						+	+
353				↓		+	+
422	↓					+	+
						+	+
735	100%	30	1/19/11	WAC011911A		+	+
736	↓	↓	↓	B	↓	+	+
						+	+
						+	+

Cleaned by: L.L.

Page # 133

Centek Laboratories, LLC

Quantitation Report (QT Reviewed)

Data File : C:\HPCHEM\1\DATA\AI011310.D Vial: 10
Acq On : 14 Jan 2011 6:45 am Operator: RJP
Sample : WAC011311A Inst : MSD #1
Misc : 1UG + 0.25 Multiplr: 1.00
MS Integration Params: RTEINT.P
Quant Time: Jan 14 07:10:58 2011 Quant Results File: A106_1UG.RES

Quant Method : C:\HPCHEM\1\METHODS\A106_1UG.M (RTE Integrator)
Title : TO-15 VOA Standards for 5 point calibration
Last Update : Fri Jan 07 10:36:03 2011
Response via : Initial Calibration
DataAcq Meth : A106_1UG

Internal Standards	R.T.	QIon	Response	Conc	Units	Dev(Min)
1) Bromochloromethane	7.56	128	22063	1.00	ppb	0.00
30) 1,4-difluorobenzene	9.89	114	57330	1.00	ppb	0.00
44) Chlorobenzene-d5	14.81	117	50813	1.00	ppb	0.00
System Monitoring Compounds						
57) Bromofluorobenzene	16.37	95	25461	0.99	ppb	0.00
Spiked Amount 1.000	Range 70 - 130		Recovery = 99.00%			
Target Compounds						Qvalue

(#) = qualifier out of range (m) = manual integration (+) = signals summed

Quantitation Report (QT Reviewed)

Data File : C:\HPCHEM\1\DATA\AI011310.D Vial: 10
Acq On : 14 Jan 2011 6:45 am Operator: RJP
Sample : WAC011311A Inst : MSD #1
Misc : 1UG + 0.25 Multiplr: 1.00
MS Integration Params: RTEINT.P
Quant Time: Jan 18 8:30 2011 Quant Results File: A106_1UG.RES

Method : C:\HPCHEM\1\METHODS\A106_1UG.M (RTE Integrator)
Title : TO-15 VOA Standards for 5 point calibration
Last Update : Tue Feb 08 13:48:44 2011
Response via : Initial Calibration

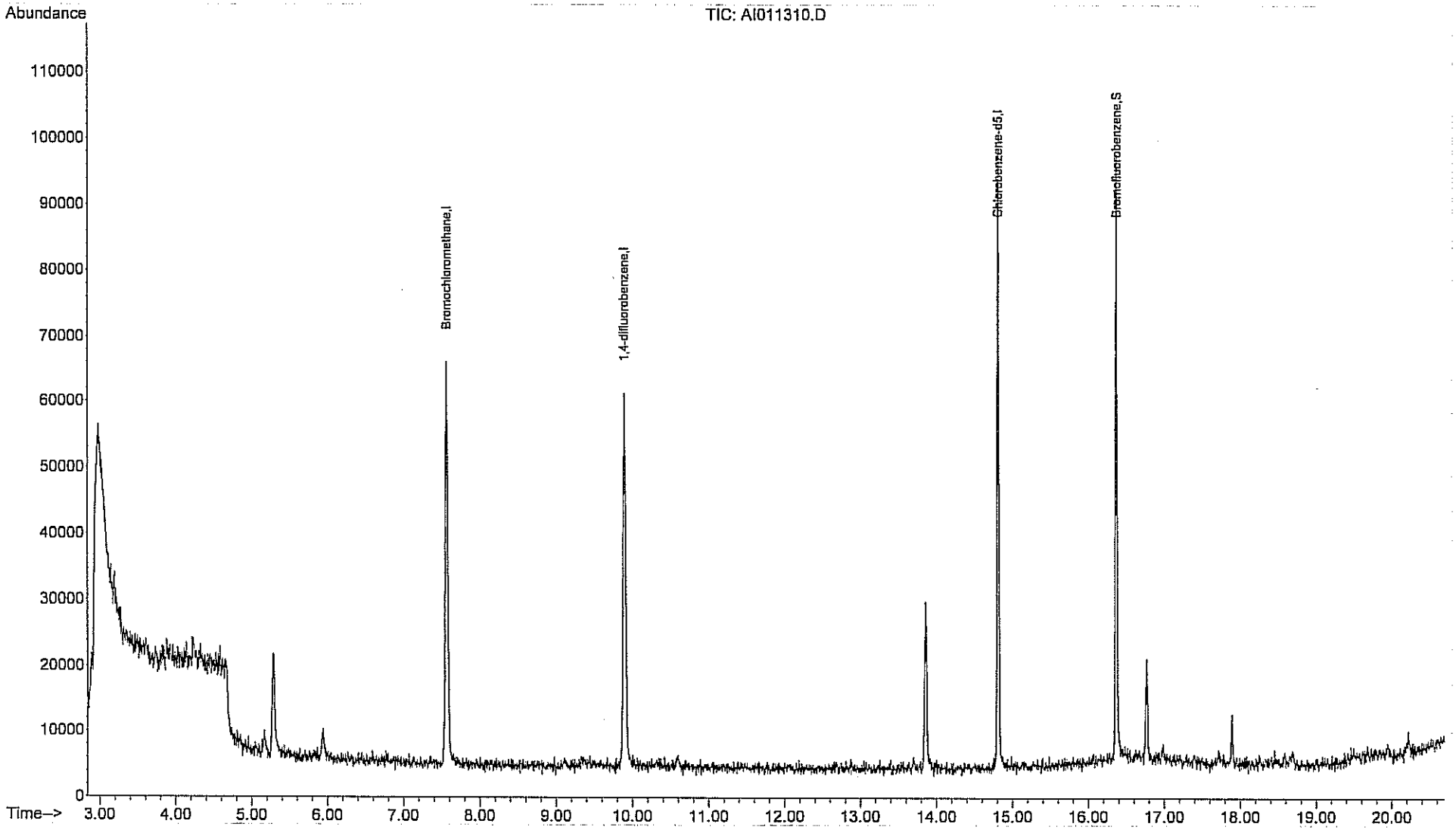

Quantitation Report (QT Reviewed)

Data File : C:\HPCHEM\1\DATA\AI011311.D Vial: 11
Acq On : 14 Jan 2011 7:20 am Operator: RJP
Sample : WAC011311B Inst : MSD #1
Misc : 1UG + 0.25 Multiplr: 1.00
MS Integration Params: RTEINT.P
Quant Time: Jan 14 07:41:15 2011 Quant Results File: A106_1UG.RES

Quant Method : C:\HPCHEM\1\METHODS\A106_1UG.M (RTE Integrator)
Title : TO-15 VOA Standards for 5 point calibration
Last Update : Fri Jan 07 10:36:03 2011
Response via : Initial Calibration
DataAcq Meth : A106_1UG

Internal Standards	R.T.	QIon	Response	Conc	Units	Dev(Min)
1) Bromochloromethane	7.56	128	19803	1.00	ppb	0.00
30) 1,4-difluorobenzene	9.89	114	46470	1.00	ppb	0.00
44) Chlorobenzene-d5	14.81	117	42162	1.00	ppb	0.00
System Monitoring Compounds						
57) Bromofluorobenzene	16.36	95	20360	0.96	ppb	0.00
Spiked Amount 1.000	Range 70 - 130		Recovery = 96.00%			
Target Compounds						Qvalue

(#) = qualifier out of range (m) = manual integration (+) = signals summed

Data File : C:\HPCHEM\1\DATA\AI011311.D
Acq On : 14 Jan 2011 7:20 am
Sample : WAC011311B
Misc : 1UG + 0.25
MS Integration Params: RTEINT.P
Quant Time: Jan 14 7:41 2011

Vial: 11
Operator: RJP
Inst : MSD #1
Multiplr: 1.00
Quant Results File: A106_1UG.RES

Method : C:\HPCHEM\1\METHODS\A106_1UG.M (RTE Integrator)
Title : TO-15 VOA Standards for 5 point calibration
Last Update : Tue Feb 08 13:48:44 2011
Response via : Initial Calibration

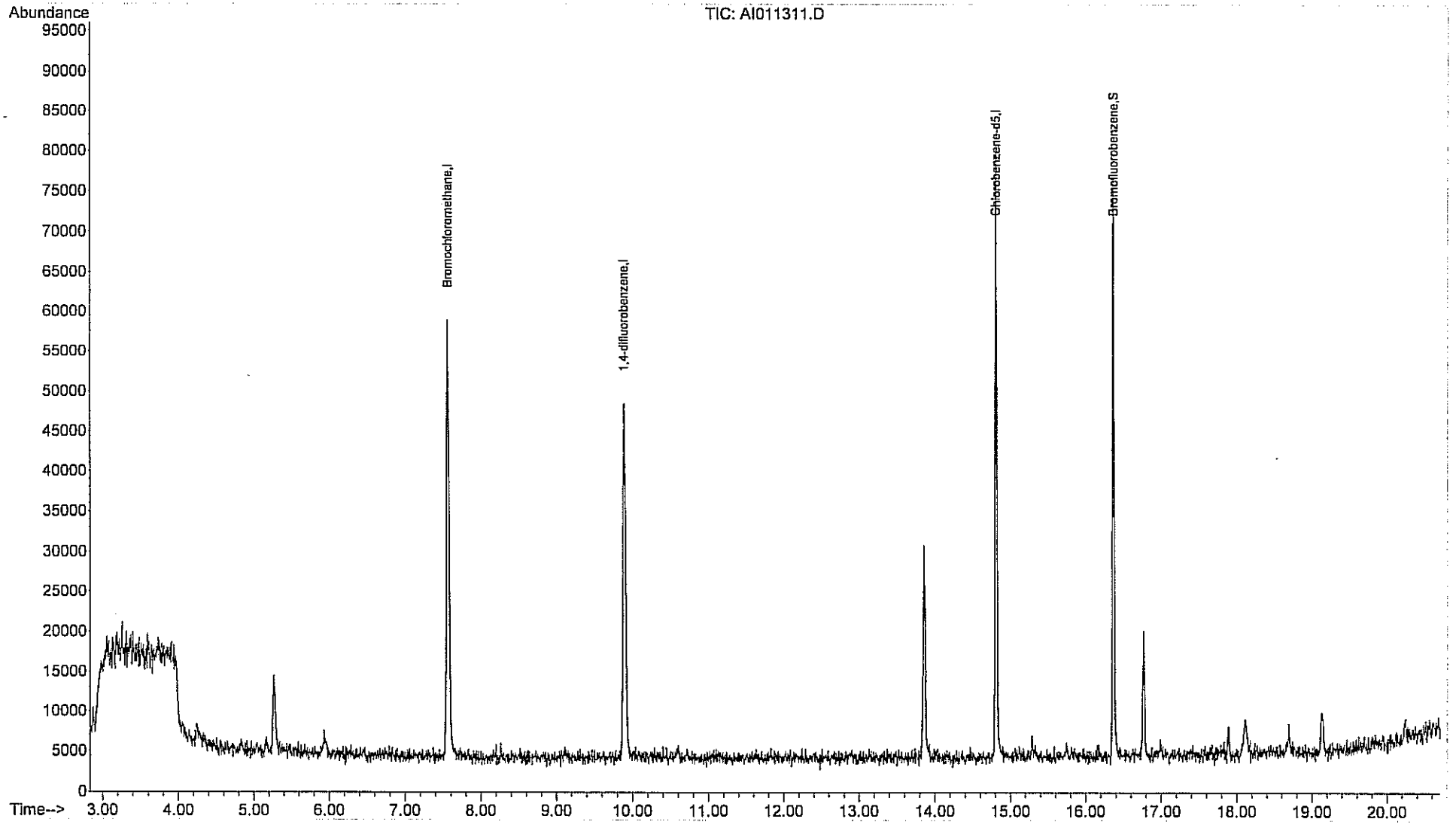

Centek laboratories, LLC

Quantitation Report (QT Reviewed)

Data File : C:\HPCHEM\1\DATA\AI011312.D Vial: 12
Acq On : 14 Jan 2011 7:54 am Operator: RJP
Sample : WAC011311C Inst : MSD #1
Misc : 1UG + 0.25 Multiplr: 1.00
MS Integration Params: RTEINT.P
Quant Time: Jan 14 08:15:26 2011 Quant Results File: A106_1UG.RES

Quant Method : C:\HPCHEM\1\METHODS\A106_1UG.M (RTE Integrator)
Title : TO-15 VOA Standards for 5 point calibration
Last Update : Fri Jan 07 10:36:03 2011
Response via : Initial Calibration
DataAcq Meth : A106_1UG

Internal Standards	R.T.	QIon	Response	Conc	Units	Dev(Min)
1) Bromochloromethane	7.56	128	20208	1.00	ppb	0.00
30) 1,4-difluorobenzene	9.90	114	47541	1.00	ppb	0.00
44) Chlorobenzene-d5	14.81	117	43004	1.00	ppb	0.00
System Monitoring Compounds						
57) Bromofluorobenzene	16.37	95	20355	0.94	ppb	0.00
Spiked Amount 1.000	Range 70 - 130		Recovery = 94.00%			
Target Compounds						Qvalue

(#) = qualifier out of range (m) = manual integration (+) = signals summed

Quantitation Report (QT Reviewed)

Data File : C:\HPCHEM\1\DATA\AI011312.D Vial: 12
Acq On : 14 Jan 2011 7:54 am Operator: RJP
Sample : WAC011311C Inst : MSD #1
Misc : 1UG + 0.25 Multiplr: 1.00
MS Integration Params: RTEINT.P
Quant Time: Jan 18 8:30 2011 Quant Results File: A106_1UG.RES

Method : C:\HPCHEM\1\METHODS\A106_1UG.M (RTE Integrator)
Title : TO-15 VOA Standards for 5 point calibration
Last Update : Tue Feb 08 13:48:44 2011
Response via : Initial Calibration

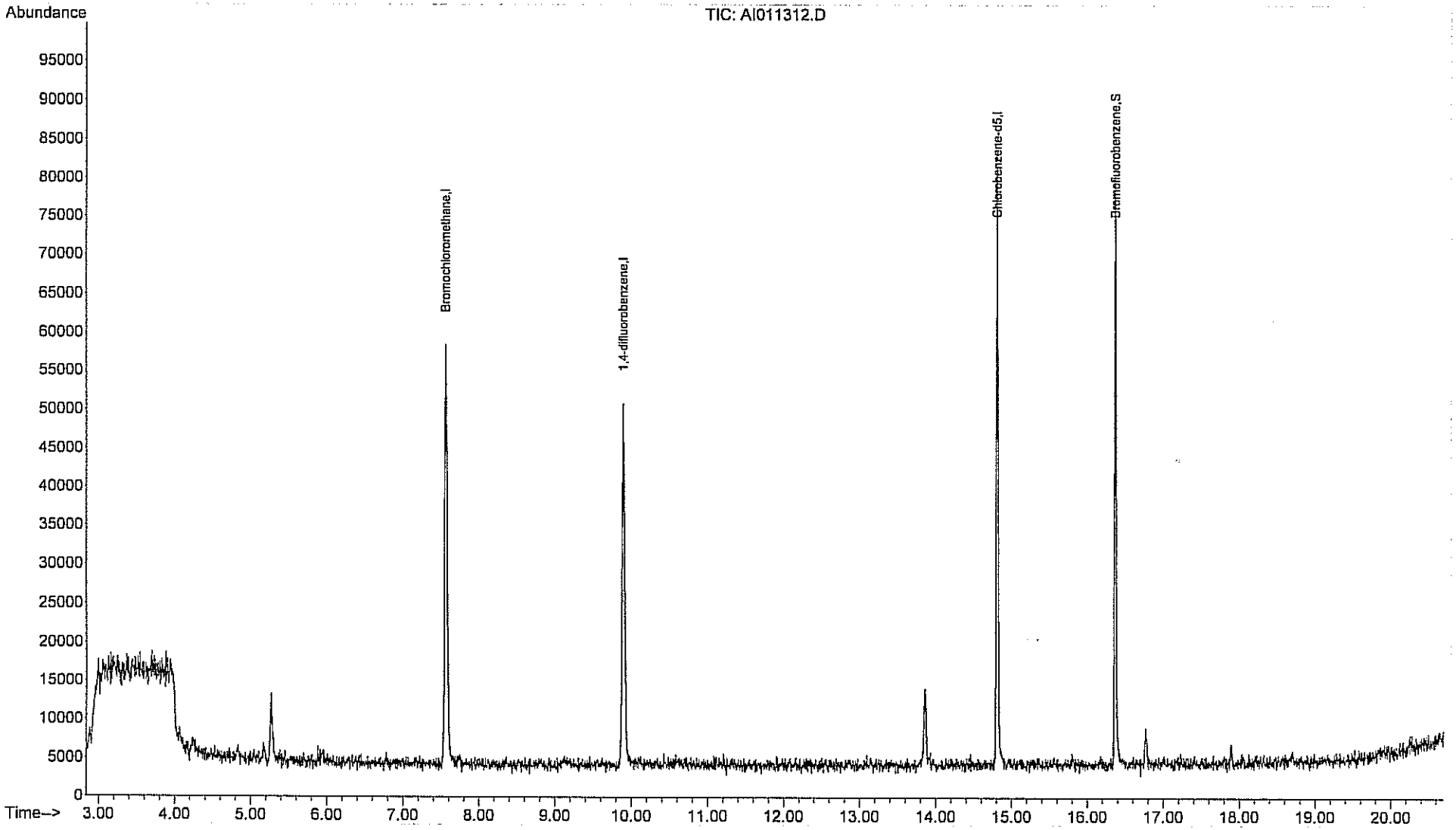

Quantitation Report (QT Reviewed)

Data File : C:\HPCHEM\1\DATA\AI011313.D Vial: 13
Acq On : 14 Jan 2011 8:27 am Operator: RJP
Sample : WAC011311D Inst : MSD #1
Misc : 1UG + 0.25 Multiplr: 1.00
MS Integration Params: RTEINT.P
Quant Time: Jan 14 08:48:19 2011 Quant Results File: A106_1UG.RES

Quant Method : C:\HPCHEM\1\METHODS\A106_1UG.M (RTE Integrator)
Title : TO-15 VOA Standards for 5 point calibration
Last Update : Fri Jan 07 10:36:03 2011
Response via : Initial Calibration
DataAcq Meth : A106_1UG

Internal Standards	R.T.	QIon	Response	Conc	Units	Dev(Min)
1) Bromochloromethane	7.57	128	20443	1.00	ppb	0.00
30) 1,4-difluorobenzene	9.90	114	49111	1.00	ppb	0.00
44) Chlorobenzene-d5	14.81	117	46111	1.00	ppb	0.00
System Monitoring Compounds						
57) Bromofluorobenzene	16.36	95	24139	1.04	ppb	0.00
Spiked Amount 1.000	Range 70 - 130		Recovery = 104.00%			
Target Compounds						Qvalue

(#) = qualifier out of range (m) = manual integration (+) = signals summed

Quantitation Report (QT Reviewed)

Data File : C:\HPCHEM\1\DATA\AI011313.D
Acq On : 14 Jan 2011 8:27 am
Sample : WAC011311D
Misc : 1UG + 0.25
MS Integration Params: RTEINT.P
Quant Time: Jan 18 8:30 2011

Vial: 13
Operator: RJP
Inst : MSD #1
Multiplr: 1.00

Quant Results File: A106_1UG.RES

Method : C:\HPCHEM\1\METHODS\A106_1UG.M (RTE Integrator)
Title : TO-15 VOA Standards for 5 point calibration
Last Update : Tue Feb 08 13:48:44 2011
Response via : Initial Calibration

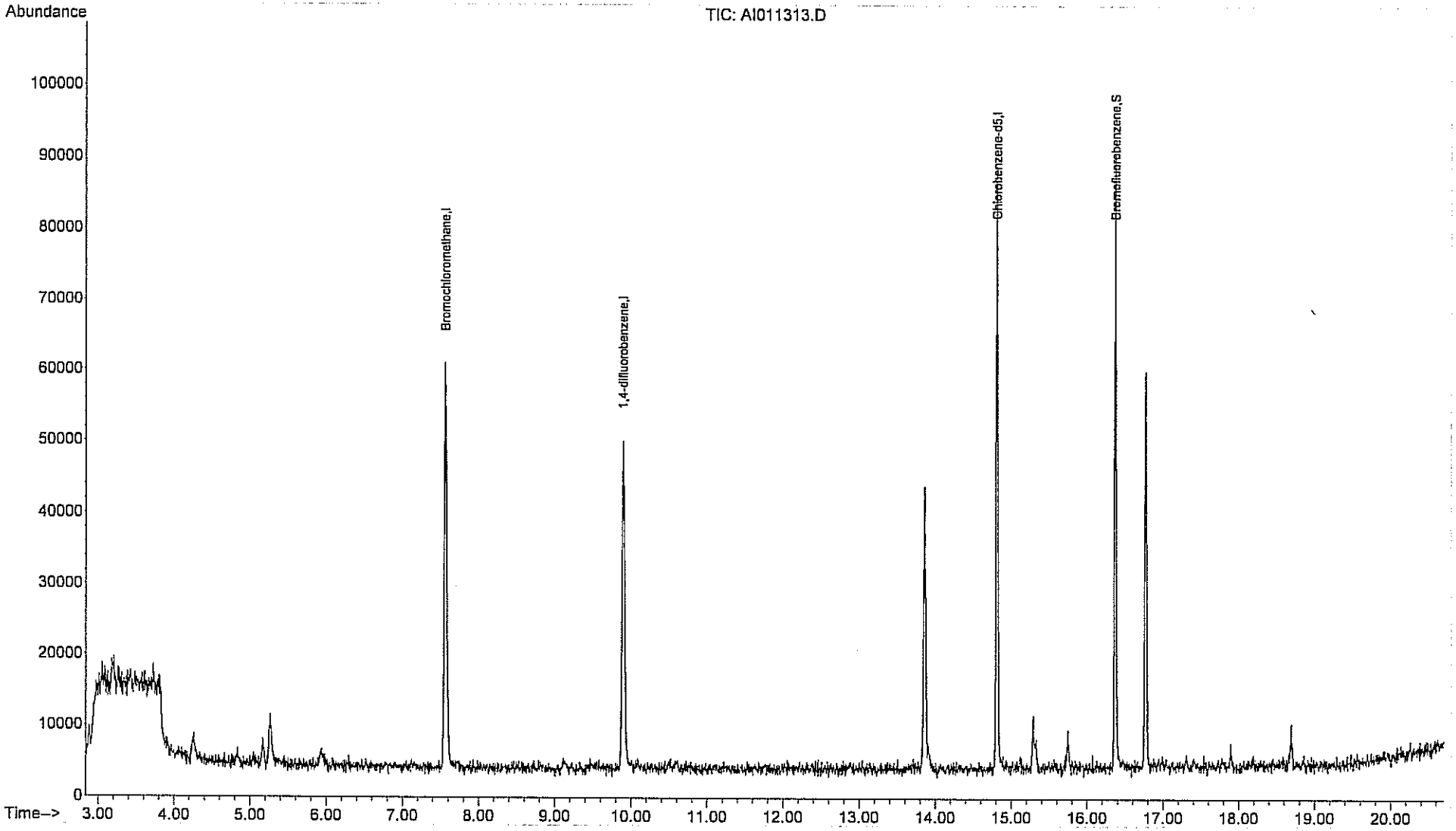

AI011313.D A106_1UG.M Tue Mar 01 12:56:57 2011 MSD1

Centek laboratories, LLC

Quantitation Report (QT Reviewed)

Data File : C:\HPCHEM\1\DATA\AI011314.D Vial: 14
Acq On : 14 Jan 2011 9:01 am Operator: RJP
Sample : WAC011311E Inst : MSD #1
Misc : 1UG + 0.25 Multiplr: 1.00
MS Integration Params: RTEINT.P
Quant Time: Jan 14 09:21:59 2011 Quant Results File: A106_1UG.RES

Quant Method : C:\HPCHEM\1\METHODS\A106_1UG.M (RTE Integrator)
Title : TO-15 VOA Standards for 5 point calibration
Last Update : Fri Jan 07 10:36:03 2011
Response via : Initial Calibration
DataAcq Meth : A106_1UG

Internal Standards	R.T.	QIon	Response	Conc	Units	Dev(Min)
1) Bromochloromethane	7.57	128	20098	1.00	ppb	0.00
30) 1,4-difluorobenzene	9.90	114	47532	1.00	ppb	0.00
44) Chlorobenzene-d5	14.81	117	42988	1.00	ppb	0.00
System Monitoring Compounds						
57) Bromofluorobenzene	16.37	95	21950	1.01	ppb	0.00
Spiked Amount 1.000	Range 70 - 130		Recovery = 101.00%			
Target Compounds						Qvalue

(#) = qualifier out of range (m) = manual integration (+) = signals summed

Quantitation Report (QT Reviewed)

Data File : C:\HPCHEM\1\DATA\AI011314.D
Acq On : 14 Jan 2011 9:01 am
Sample : WAC011311E
Misc : 1UG + 0.25
MS Integration Params: RTEINT.P
Quant Time: Jan 18 8:31 2011

Vial: 14
Operator: RJP
Inst : MSD #1
Multiplr: 1.00

Quant Results File: A106_1UG.RES

Method : C:\HPCHEM\1\METHODS\A106_1UG.M (RTE Integrator)
Title : TO-15 VOA Standards for 5 point calibration
Last Update : Tue Feb 08 13:48:44 2011
Response via : Initial Calibration

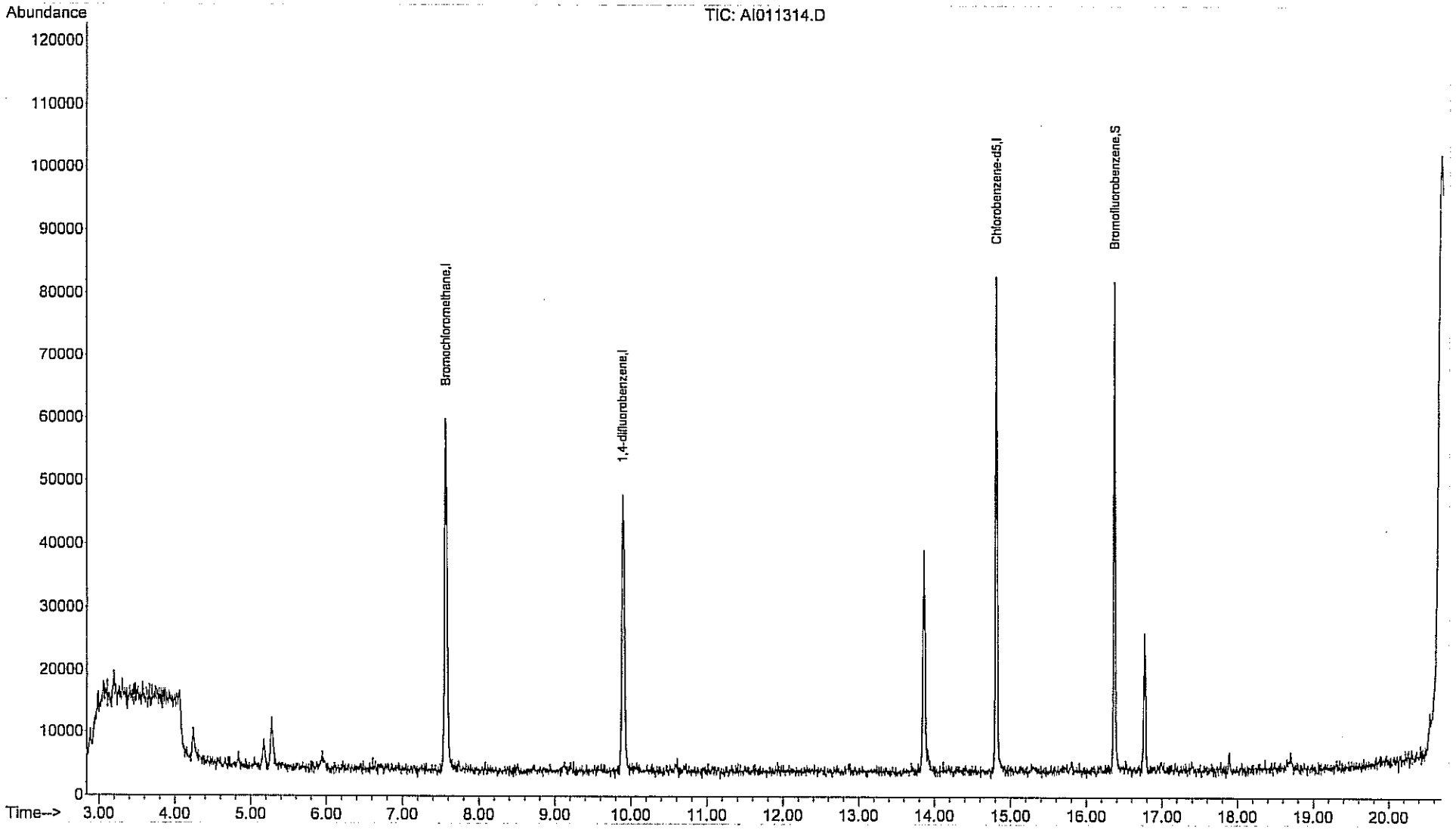

Quantitation Report (QT Reviewed)

Data File : C:\HPCHEM\1\DATA\AI011315.D Vial: 15
Acq On : 14 Jan 2011 9:33 am Operator: RJP
Sample : WAC011311F Inst : MSD #1
Misc : 1UG + 0.25 Multiplr: 1.00
MS Integration Params: RTEINT.P
Quant Time: Jan 14 09:53:55 2011 Quant Results File: A106_1UG.RES

Quant Method : C:\HPCHEM\1\METHODS\A106_1UG.M (RTE Integrator)
Title : TO-15 VOA Standards for 5 point calibration
Last Update : Fri Jan 07 10:36:03 2011
Response via : Initial Calibration
DataAcq Meth : A106_1UG

Internal Standards	R.T.	QIon	Response	Conc	Units	Dev(Min)
1) Bromochloromethane	7.57	128	18615	1.00	ppb	0.00
30) 1,4-difluorobenzene	9.89	114	43830	1.00	ppb	0.00
44) Chlorobenzene-d5	14.81	117	38686	1.00	ppb	0.00
System Monitoring Compounds						
57) Bromofluorobenzene	16.37	95	18974	0.97	ppb	0.00
Spiked Amount 1.000	Range 70 - 130		Recovery = 97.00%			
Target Compounds						Qvalue

(#) = qualifier out of range (m) = manual integration (+) = signals summed
AI011315.D A106_1UG.M Tue Mar 01 12:57:00 2011 MSD1 Page 1

Quantitation Report (QT Reviewed)

Data File : C:\HPCHEM\1\DATA\AI011315.D
Acq On : 14 Jan 2011 9:33 am
Sample : WAC011311F
Misc : 1UG + 0.25
MS Integration Params: RTEINT.P
Quant Time: Jan 18 8:31 2011

Vial: 15
Operator: RJP
Inst : MSD #1
Multiplr: 1.00

Quant Results File: A106_1UG.RES

Method : C:\HPCHEM\1\METHODS\A106_1UG.M (RTE Integrator)
Title : TO-15 VOA Standards for 5 point calibration
Last Update : Tue Feb 08 13:48:44 2011
Response via : Initial Calibration

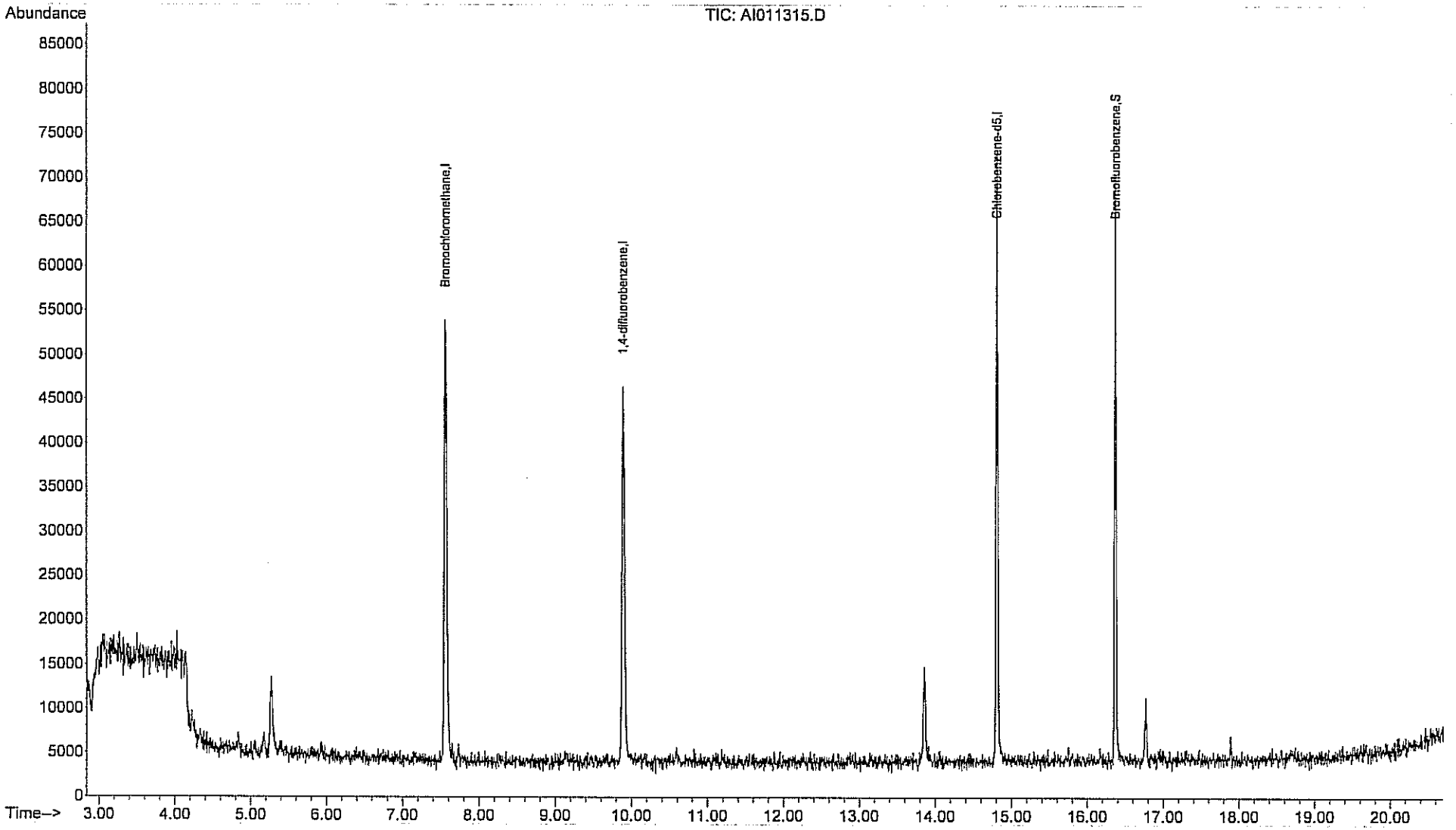

AI011315.D A106_1UG.M Tue Mar 01 12:57:01 2011 MSD1

Centek laboratories, LLC

Quantitation Report (QT Reviewed)

Data File : C:\HPCHEM\1\DATA\AI011805.D Vial: 1
Acq On : 18 Jan 2011 11:15 am Operator: RJP
Sample : WAC011811A Inst : MSD #1
Misc : 1UG + 0.25 Multiplr: 1.00
MS Integration Params: RTEINT.P
Quant Time: Jan 18 11:36:09 2011 Quant Results File: A106_1UG.RES

Quant Method : C:\HPCHEM\1\METHODS\A106_1UG.M (RTE Integrator)
Title : TO-15 VOA Standards for 5 point calibration
Last Update : Fri Jan 07 10:36:03 2011
Response via : Initial Calibration
DataAcq Meth : A106_1UG

Internal Standards	R.T.	QIon	Response	Conc	Units	Dev(Min)
1) Bromochloromethane	7.56	128	18178	1.00	ppb	0.00
30) 1,4-difluorobenzene	9.89	114	49632	1.00	ppb	0.00
44) Chlorobenzene-d5	14.81	117	41170	1.00	ppb	0.00
System Monitoring Compounds						
57) Bromofluorobenzene	16.36	95	21071	1.01	ppb	0.00
Spiked Amount 1.000	Range 70 - 130		Recovery = 101.00%			
Target Compounds						Qvalue

(#) = qualifier out of range (m) = manual integration (+) = signals summed

Data File : C:\HPCHEM\1\DATA\AI011805.D
Acq On : 18 Jan 2011 11:15 am
Sample : WAC011811A
Misc : 1UG + 0.25
MS Integration Params: RTEINT.P
Quant Time: Mar 1 12:59 2011

Vial: 1
Operator: RJP
Inst : MSD #1
Multiplr: 1.00

Quant Results File: A106_1UG.RES

Method : C:\HPCHEM\1\METHODS\A106_1UG.M (RTE Integrator)
Title : TO-15 VOA Standards for 5 point calibration
Last Update : Tue Feb 08 13:48:44 2011
Response via : Initial Calibration

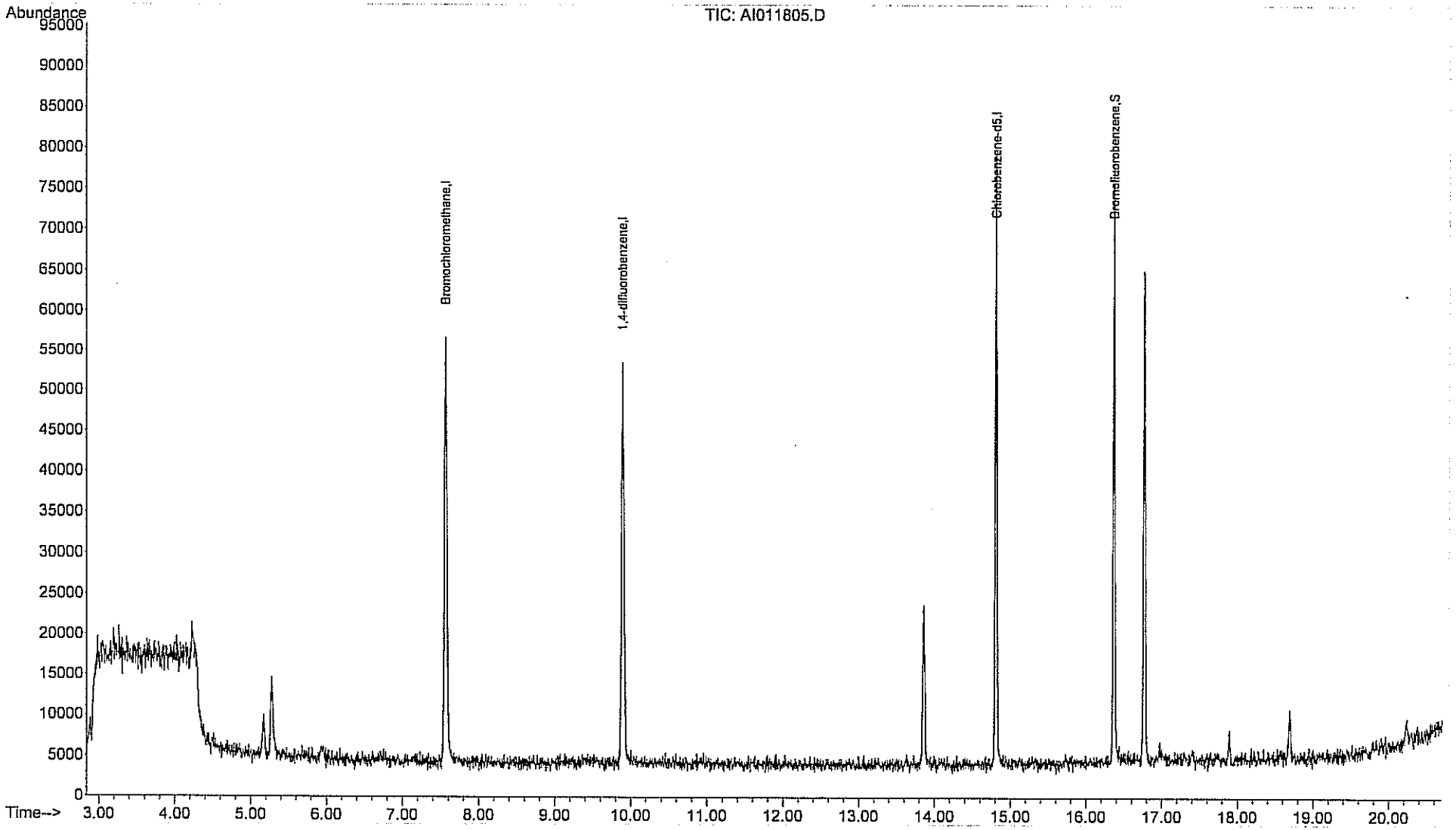

AI011805.D A106_1UG.M Tue Mar 01 13:00:43 2011 MSD1

Centek laboratories, LLC

Quantitation Report (QT Reviewed)

Data File : C:\HPCHEM\1\DATA\AI011808.D Vial: 4
Acq On : 18 Jan 2011 12:52 pm Operator: RJP
Sample : WAC011811D Inst : MSD #1
Misc : 1UG + 0.25 Multiplr: 1.00
MS Integration Params: RTEINT.P
Quant Time: Jan 18 13:13:43 2011 Quant Results File: A106_1UG.RES

Quant Method : C:\HPCHEM\1\METHODS\A106_1UG.M (RTE Integrator)
Title : TO-15 VOA Standards for 5 point calibration
Last Update : Fri Jan 07 10:36:03 2011
Response via : Initial Calibration
DataAcq Meth : A106_1UG

Internal Standards	R.T.	QIon	Response	Conc	Units	Dev(Min)
1) Bromochloromethane	7.56	128	20482	1.00	ppb	0.00
30) 1,4-difluorobenzene	9.90	114	50843	1.00	ppb	0.00
44) Chlorobenzene-d5	14.81	117	45588	1.00	ppb	0.00
System Monitoring Compounds						
57) Bromofluorobenzene	16.36	95	21925	0.95	ppb	0.00
Spiked Amount 1.000	Range 70 - 130		Recovery = 95.00%			
Target Compounds						Qvalue

(#) = qualifier out of range (m) = manual integration (+) = signals summed

Data File : C:\HPCHEM\1\DATA\AI011808.D Vial: 4
Acq On : 18 Jan 2011 12:52 pm Operator: RJP
Sample : WAC011811D Inst : MSD #1
Misc : 1UG + 0.25 Multiplr: 1.00
MS Integration Params: RTEINT.P
Quant Time: Jan 18 13:13 2011 Quant Results File: A106_1UG.RES

Method : C:\HPCHEM\1\METHODS\A106_1UG.M (RTE Integrator)
Title : TO-15 VOA Standards for 5 point calibration
Last Update : Tue Feb 08 13:48:44 2011
Response via : Initial Calibration

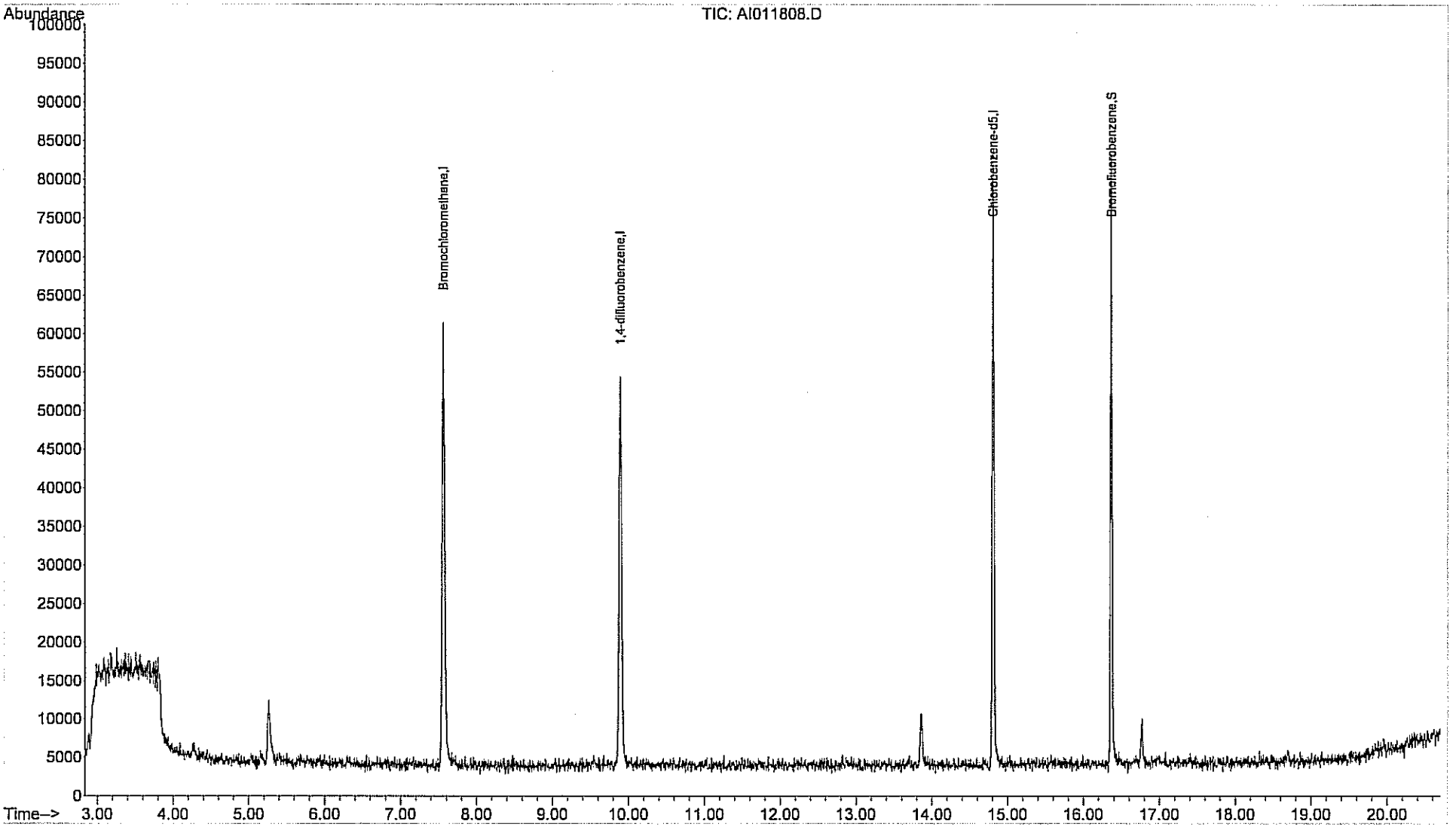

Centek laboratories, LLC

Quantitation Report (QT Reviewed)

Data File : C:\HPCHEM\1\DATA\AI011810.D Vial: 6
Acq On : 18 Jan 2011 1:59 pm Operator: RJP
Sample : WAC011811F Inst : MSD #1
Misc : 1UG + 0.25 Multiplr: 1.00
MS Integration Params: RTEINT.P
Quant Time: Jan 18 14:20:36 2011 Quant Results File: A106_1UG.RES

Quant Method : C:\HPCHEM\1\METHODS\A106_1UG.M (RTE Integrator)
Title : TO-15 VOA Standards for 5 point calibration
Last Update : Fri Jan 07 10:36:03 2011
Response via : Initial Calibration
DataAcq Meth : A106_1UG

Internal Standards	R.T.	QIon	Response	Conc	Units	Dev(Min)
1) Bromochloromethane	7.57	128	20681	1.00	ppb	0.00
30) 1,4-difluorobenzene	9.90	114	56617	1.00	ppb	0.00
44) Chlorobenzene-d5	14.81	117	47203	1.00	ppb	0.00
System Monitoring Compounds						
57) Bromofluorobenzene	16.37	95	22486	0.94	ppb	0.00
Spiked Amount 1.000	Range 70 - 130		Recovery = 94.00%			
Target Compounds						Qvalue

(#) = qualifier out of range (m) = manual integration (+) = signals summed
AI011810.D A106_1UG.M Tue Mar 01 18:08:11 2011 MSD1 Page 1

Data File : C:\HPCHEM\1\DATA\AI011810.D
Acq On : 18 Jan 2011 1:59 pm
Sample : WAC011811F
Misc : 1UG + 0.25
MS Integration Params: RTEINT.P
Quant Time: Mar 1 18:07 2011

Vial: 6
Operator: RJP
Inst : MSD #1
Multiplr: 1.00
Quant Results File: A106_1UG.RES

Method : C:\HPCHEM\1\METHODS\A106_1UG.M (RTE Integrator)
Title : TO-15 VOA Standards for 5 point calibration
Last Update : Tue Feb 08 13:48:44 2011
Response via : Initial Calibration

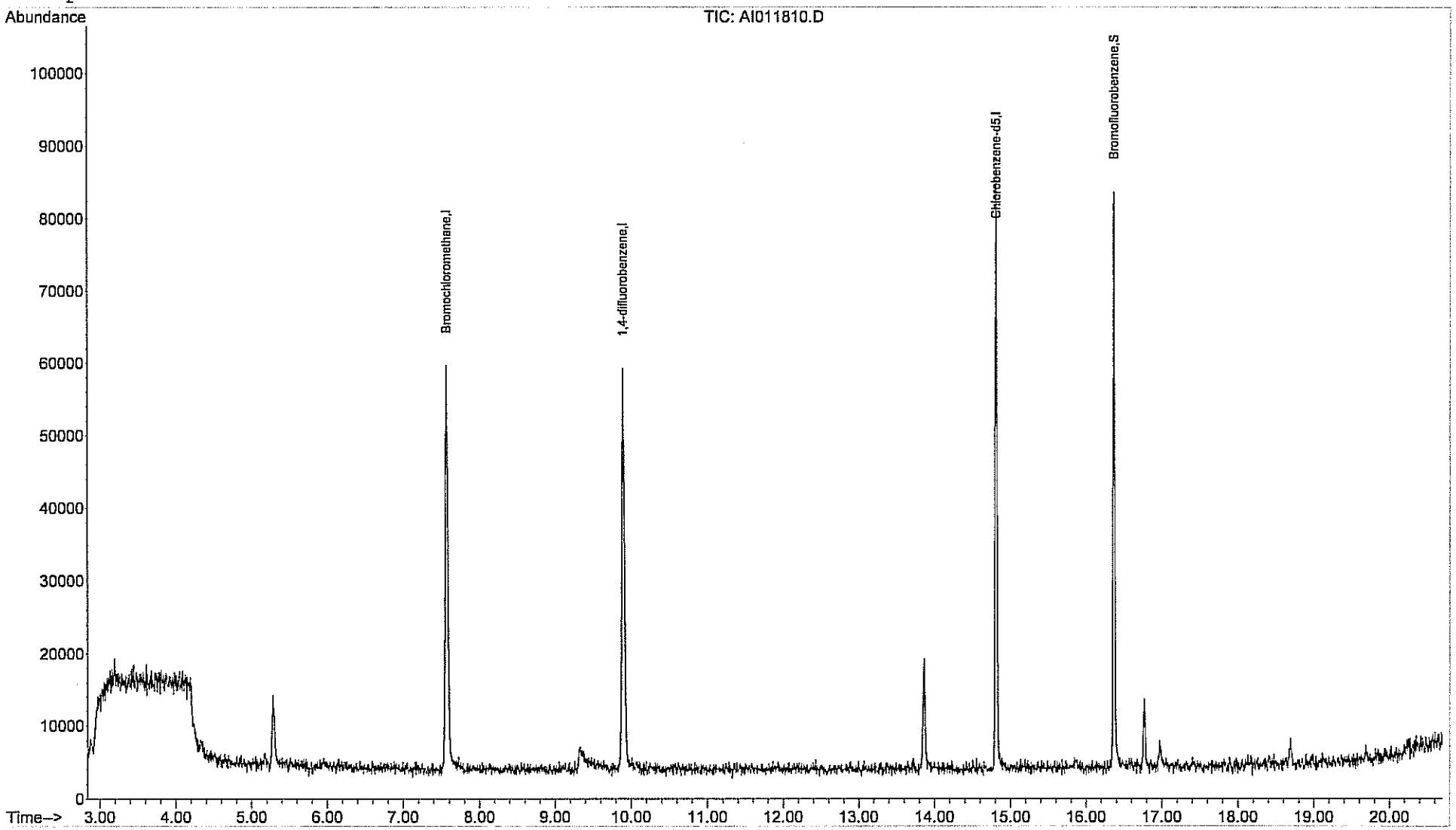

Centek laboratories, LLC

CLIENT:	Arcadis	**Client Sample ID:**	IA-VMP6
Lab Order:	C1101035	**Tag Number:**	229,452
Project:	Lockheed Martin NJ001014.0001	**Collection Date:**	1/24/2011
Lab ID:	C1101035-001A	**Matrix:**	AIR

Analyses	Result	**Limit	Qual	Units	DF	Date Analyzed
FIELD PARAMETERS		**FLD**				Analyst:
Lab Vacuum In	-3			"Hg		1/26/2011
Lab Vacuum Out	-30			"Hg		1/26/2011
1UG/M3 W/ 0.25UG/M3 CT-TCE-VC		**TO-15**				Analyst: **LL**
1,1,1-Trichloroethane	< 0.15	0.15		ppbV	1	1/26/2011 4:26:00 PM
1,1,2,2-Tetrachloroethane	< 0.15	0.15		ppbV	1	1/26/2011 4:26:00 PM
1,1,2-Trichloroethane	< 0.15	0.15		ppbV	1	1/26/2011 4:26:00 PM
1,1-Dichloroethane	< 0.15	0.15		ppbV	1	1/26/2011 4:26:00 PM
1,1-Dichloroethene	< 0.15	0.15		ppbV	1	1/26/2011 4:26:00 PM
1,2,4-Trichlorobenzene	< 0.15	0.15		ppbV	1	1/26/2011 4:26:00 PM
1,2,4-Trimethylbenzene	0.31	0.15		ppbV	1	1/26/2011 4:26:00 PM
1,2-Dibromoethane	< 0.15	0.15		ppbV	1	1/26/2011 4:26:00 PM
1,2-Dichlorobenzene	< 0.15	0.15		ppbV	1	1/26/2011 4:26:00 PM
1,2-Dichloroethane	< 0.15	0.15		ppbV	1	1/26/2011 4:26:00 PM
1,2-Dichloropropane	< 0.15	0.15		ppbV	1	1/26/2011 4:26:00 PM
1,3,5-Trimethylbenzene	< 0.15	0.15		ppbV	1	1/26/2011 4:26:00 PM
1,3-butadiene	< 0.15	0.15		ppbV	1	1/26/2011 4:26:00 PM
1,3-Dichlorobenzene	< 0.15	0.15		ppbV	1	1/26/2011 4:26:00 PM
1,4-Dichlorobenzene	1.2	0.15		ppbV	1	1/26/2011 4:26:00 PM
1,4-Dioxane	< 0.30	0.30		ppbV	1	1/26/2011 4:26:00 PM
2,2,4-trimethylpentane	< 0.15	0.15		ppbV	1	1/26/2011 4:26:00 PM
4-ethyltoluene	< 0.15	0.15		ppbV	1	1/26/2011 4:26:00 PM
Acetone	11	3.0		ppbV	10	1/27/2011 3:39:00 PM
Allyl chloride	< 0.15	0.15		ppbV	1	1/26/2011 4:26:00 PM
Benzene	0.37	0.15		ppbV	1	1/26/2011 4:26:00 PM
Benzyl chloride	< 0.15	0.15		ppbV	1	1/26/2011 4:26:00 PM
Bromodichloromethane	< 0.15	0.15		ppbV	1	1/26/2011 4:26:00 PM
Bromoform	< 0.15	0.15		ppbV	1	1/26/2011 4:26:00 PM
Bromomethane	< 0.15	0.15		ppbV	1	1/26/2011 4:26:00 PM
Carbon disulfide	0.14	0.15	J	ppbV	1	1/26/2011 4:26:00 PM
Carbon tetrachloride	0.060	0.040		ppbV	1	1/26/2011 4:26:00 PM
Chlorobenzene	< 0.15	0.15		ppbV	1	1/26/2011 4:26:00 PM
Chloroethane	< 0.15	0.15		ppbV	1	1/26/2011 4:26:00 PM
Chloroform	< 0.15	0.15		ppbV	1	1/26/2011 4:26:00 PM
Chloromethane	0.34	0.15		ppbV	1	1/26/2011 4:26:00 PM
cis-1,2-Dichloroethene	< 0.15	0.15		ppbV	1	1/26/2011 4:26:00 PM
cis-1,3-Dichloropropene	< 0.15	0.15		ppbV	1	1/26/2011 4:26:00 PM
Cyclohexane	0.43	0.15		ppbV	1	1/26/2011 4:26:00 PM
Dibromochloromethane	< 0.15	0.15		ppbV	1	1/26/2011 4:26:00 PM

Qualifiers:

**	Reporting Limit	.	Results reported are not blank corrected
B	Analyte detected in the associated Method Blank	E	Value above quantitation range
H	Holding times for preparation or analysis exceeded	J	Analyte detected at or below quantitation limits
JN	Non-routine analyte. Quantitation estimated.	ND	Not Detected at the Reporting Limit
S	Spike Recovery outside accepted recovery limits		

CLIENT:	Arcadis	**Client Sample ID:**	IA-VMP6
Lab Order:	C1101035	**Tag Number:**	229,452
Project:	Lockheed Martin NJ001014.0001	**Collection Date:**	1/24/2011
Lab ID:	C1101035-001A	**Matrix:**	AIR

Analyses	Result	**Limit	Qual	Units	DF	Date Analyzed
1UG/M3 W/ 0.25UG/M3 CT-TCE-VC		**TO-15**				Analyst: **LL**
Ethyl acetate	< 0.25	0.25		ppbV	1	1/26/2011 4:26:00 PM
Ethylbenzene	0.13	0.15	J	ppbV	1	1/26/2011 4:26:00 PM
Freon 11	0.25	0.15		ppbV	1	1/26/2011 4:26:00 PM
Freon 113	< 0.15	0.15		ppbV	1	1/26/2011 4:26:00 PM
Freon 114	< 0.15	0.15		ppbV	1	1/26/2011 4:26:00 PM
Freon 12	0.47	0.15		ppbV	1	1/26/2011 4:26:00 PM
Heptane	0.82	0.15		ppbV	1	1/26/2011 4:26:00 PM
Hexachloro-1,3-butadiene	< 0.15	0.15		ppbV	1	1/26/2011 4:26:00 PM
Hexane	0.74	0.15		ppbV	1	1/26/2011 4:26:00 PM
Isopropyl alcohol	430	96		ppbV	640	1/27/2011 11:41:00 PM
m&p-Xylene	0.29	0.30	J	ppbV	1	1/26/2011 4:26:00 PM
Methyl Butyl Ketone	< 0.30	0.30		ppbV	1	1/26/2011 4:26:00 PM
Methyl Ethyl Ketone	1.0	0.30		ppbV	1	1/26/2011 4:26:00 PM
Methyl Isobutyl Ketone	< 0.30	0.30		ppbV	1	1/26/2011 4:26:00 PM
Methyl tert-butyl ether	< 0.15	0.15		ppbV	1	1/26/2011 4:26:00 PM
Methylene chloride	200	96		ppbV	640	1/27/2011 11:41:00 PM
o-Xylene	0.13	0.15	J	ppbV	1	1/26/2011 4:26:00 PM
Propylene	< 0.15	0.15		ppbV	1	1/26/2011 4:26:00 PM
Styrene	< 0.15	0.15		ppbV	1	1/26/2011 4:26:00 PM
Tetrachloroethylene	< 0.15	0.15		ppbV	1	1/26/2011 4:26:00 PM
Tetrahydrofuran	2.7	1.5		ppbV	10	1/27/2011 3:39:00 PM
Toluene	1.7	1.5		ppbV	10	1/27/2011 3:39:00 PM
trans-1,2-Dichloroethene	< 0.15	0.15		ppbV	1	1/26/2011 4:26:00 PM
trans-1,3-Dichloropropene	< 0.15	0.15		ppbV	1	1/26/2011 4:26:00 PM
Trichloroethene	0.23	0.040		ppbV	1	1/26/2011 4:26:00 PM
Vinyl acetate	< 0.15	0.15		ppbV	1	1/26/2011 4:26:00 PM
Vinyl Bromide	< 0.15	0.15		ppbV	1	1/26/2011 4:26:00 PM
Vinyl chloride	< 0.040	0.040		ppbV	1	1/26/2011 4:26:00 PM
Surr: Bromofluorobenzene	72.0	70-130		%REC	1	1/26/2011 4:26:00 PM

Qualifiers:

**	Reporting Limit	.	Results reported are not blank corrected
B	Analyte detected in the associated Method Blank	E	Value above quantitation range
H	Holding times for preparation or analysis exceeded	J	Analyte detected at or below quantitation limits
JN	Non-routine analyte. Quantitation estimated.	ND	Not Detected at the Reporting Limit
S	Spike Recovery outside accepted recovery limits		

CLIENT:	Arcadis	**Client Sample ID:**	IA-VMP 7A
Lab Order:	C1101035	**Tag Number:**	564,382
Project:	Lockheed Martin NJ001014.0001	**Collection Date:**	1/24/2011
Lab ID:	C1101035-002A	**Matrix:**	AIR

Analyses	Result	**Limit	Qual	Units	DF	Date Analyzed
FIELD PARAMETERS		**FLD**				Analyst:
Lab Vacuum In	-5			"Hg		1/26/2011
Lab Vacuum Out	-30			"Hg		1/26/2011
1UG/M3 W/ 0.25UG/M3 CT-TCE-VC		**TO-15**				Analyst: **LL**
1,1,1-Trichloroethane	< 0.15	0.15		ppbV	1	1/26/2011 5:01:00 PM
1,1,2,2-Tetrachloroethane	< 0.15	0.15		ppbV	1	1/26/2011 5:01:00 PM
1,1,2-Trichloroethane	< 0.15	0.15		ppbV	1	1/26/2011 5:01:00 PM
1,1-Dichloroethane	< 0.15	0.15		ppbV	1	1/26/2011 5:01:00 PM
1,1-Dichloroethene	< 0.15	0.15		ppbV	1	1/26/2011 5:01:00 PM
1,2,4-Trichlorobenzene	< 0.15	0.15		ppbV	1	1/26/2011 5:01:00 PM
1,2,4-Trimethylbenzene	0.23	0.15		ppbV	1	1/26/2011 5:01:00 PM
1,2-Dibromoethane	< 0.15	0.15		ppbV	1	1/26/2011 5:01:00 PM
1,2-Dichlorobenzene	< 0.15	0.15		ppbV	1	1/26/2011 5:01:00 PM
1,2-Dichloroethane	< 0.15	0.15		ppbV	1	1/26/2011 5:01:00 PM
1,2-Dichloropropane	< 0.15	0.15		ppbV	1	1/26/2011 5:01:00 PM
1,3,5-Trimethylbenzene	< 0.15	0.15		ppbV	1	1/26/2011 5:01:00 PM
1,3-butadiene	< 0.15	0.15		ppbV	1	1/26/2011 5:01:00 PM
1,3-Dichlorobenzene	< 0.15	0.15		ppbV	1	1/26/2011 5:01:00 PM
1,4-Dichlorobenzene	0.47	0.15		ppbV	1	1/26/2011 5:01:00 PM
1,4-Dioxane	< 0.30	0.30		ppbV	1	1/26/2011 5:01:00 PM
2,2,4-trimethylpentane	< 0.15	0.15		ppbV	1	1/26/2011 5:01:00 PM
4-ethyltoluene	< 0.15	0.15		ppbV	1	1/26/2011 5:01:00 PM
Acetone	9.2	2.4		ppbV	8	1/28/2011 12:48:00 AM
Allyl chloride	< 0.15	0.15		ppbV	1	1/26/2011 5:01:00 PM
Benzene	0.31	0.15		ppbV	1	1/26/2011 5:01:00 PM
Benzyl chloride	< 0.15	0.15		ppbV	1	1/26/2011 5:01:00 PM
Bromodichloromethane	< 0.15	0.15		ppbV	1	1/26/2011 5:01:00 PM
Bromoform	< 0.15	0.15		ppbV	1	1/26/2011 5:01:00 PM
Bromomethane	< 0.15	0.15		ppbV	1	1/26/2011 5:01:00 PM
Carbon disulfide	< 0.15	0.15		ppbV	1	1/26/2011 5:01:00 PM
Carbon tetrachloride	0.050	0.040		ppbV	1	1/26/2011 5:01:00 PM
Chlorobenzene	< 0.15	0.15		ppbV	1	1/26/2011 5:01:00 PM
Chloroethane	< 0.15	0.15		ppbV	1	1/26/2011 5:01:00 PM
Chloroform	< 0.15	0.15		ppbV	1	1/26/2011 5:01:00 PM
Chloromethane	0.31	0.15		ppbV	1	1/26/2011 5:01:00 PM
cis-1,2-Dichloroethene	< 0.15	0.15		ppbV	1	1/26/2011 5:01:00 PM
cis-1,3-Dichloropropene	< 0.15	0.15		ppbV	1	1/26/2011 5:01:00 PM
Cyclohexane	1.5	0.15		ppbV	1	1/26/2011 5:01:00 PM
Dibromochloromethane	< 0.15	0.15		ppbV	1	1/26/2011 5:01:00 PM

Qualifiers:

**	Reporting Limit	.	Results reported are not blank corrected
B	Analyte detected in the associated Method Blank	E	Value above quantitation range
H	Holding times for preparation or analysis exceeded	J	Analyte detected at or below quantitation limits
JN	Non-routine analyte. Quantitation estimated.	ND	Not Detected at the Reporting Limit
S	Spike Recovery outside accepted recovery limits		

CLIENT:	Arcadis	**Client Sample ID:**	IA-VMP 7A
Lab Order:	C1101035	**Tag Number:**	564,382
Project:	Lockheed Martin NJ001014.0001	**Collection Date:**	1/24/2011
Lab ID:	C1101035-002A	**Matrix:**	AIR

Analyses	Result	**Limit	Qual	Units	DF	Date Analyzed
1UG/M3 W/ 0.25UG/M3 CT-TCE-VC		**TO-15**				Analyst: **LL**
Ethyl acetate	< 0.25	0.25		ppbV	1	1/26/2011 5:01:00 PM
Ethylbenzene	0.12	0.15	J	ppbV	1	1/26/2011 5:01:00 PM
Freon 11	0.22	0.15		ppbV	1	1/26/2011 5:01:00 PM
Freon 113	< 0.15	0.15		ppbV	1	1/26/2011 5:01:00 PM
Freon 114	< 0.15	0.15		ppbV	1	1/26/2011 5:01:00 PM
Freon 12	0.38	0.15		ppbV	1	1/26/2011 5:01:00 PM
Heptane	0.48	0.15		ppbV	1	1/26/2011 5:01:00 PM
Hexachloro-1,3-butadiene	< 0.15	0.15		ppbV	1	1/26/2011 5:01:00 PM
Hexane	0.57	0.15		ppbV	1	1/26/2011 5:01:00 PM
Isopropyl alcohol	500	48		ppbV	320	1/28/2011 12:14:00 AM
m&p-Xylene	0.31	0.30		ppbV	1	1/26/2011 5:01:00 PM
Methyl Butyl Ketone	< 0.30	0.30		ppbV	1	1/26/2011 5:01:00 PM
Methyl Ethyl Ketone	1.4	0.30		ppbV	1	1/26/2011 5:01:00 PM
Methyl Isobutyl Ketone	< 0.30	0.30		ppbV	1	1/26/2011 5:01:00 PM
Methyl tert-butyl ether	< 0.15	0.15		ppbV	1	1/26/2011 5:01:00 PM
Methylene chloride	350	48		ppbV	320	1/28/2011 12:14:00 AM
o-Xylene	< 0.15	0.15		ppbV	1	1/26/2011 5:01:00 PM
Propylene	< 0.15	0.15		ppbV	1	1/26/2011 5:01:00 PM
Styrene	0.13	0.15	J	ppbV	1	1/26/2011 5:01:00 PM
Tetrachloroethylene	< 0.15	0.15		ppbV	1	1/26/2011 5:01:00 PM
Tetrahydrofuran	32	1.2		ppbV	8	1/28/2011 12:48:00 AM
Toluene	1.7	0.15		ppbV	1	1/26/2011 5:01:00 PM
trans-1,2-Dichloroethene	< 0.15	0.15		ppbV	1	1/26/2011 5:01:00 PM
trans-1,3-Dichloropropene	< 0.15	0.15		ppbV	1	1/26/2011 5:01:00 PM
Trichloroethene	0.080	0.040		ppbV	1	1/26/2011 5:01:00 PM
Vinyl acetate	1.1	0.15		ppbV	1	1/26/2011 5:01:00 PM
Vinyl Bromide	< 0.15	0.15		ppbV	1	1/26/2011 5:01:00 PM
Vinyl chloride	< 0.040	0.040		ppbV	1	1/26/2011 5:01:00 PM
Surr: Bromofluorobenzene	92.0	70-130		%REC	1	1/26/2011 5:01:00 PM

Qualifiers:

**	Reporting Limit	.	Results reported are not blank corrected
B	Analyte detected in the associated Method Blank	E	Value above quantitation range
H	Holding times for preparation or analysis exceeded	J	Analyte detected at or below quantitation limits
JN	Non-routine analyte. Quantitation estimated.	ND	Not Detected at the Reporting Limit
S	Spike Recovery outside accepted recovery limits		

CLIENT:	Arcadis	**Client Sample ID:**	SS-VMP 7
Lab Order:	C1101035	**Tag Number:**	275,143
Project:	Lockheed Martin NJ001014.0001	**Collection Date:**	1/24/2011
Lab ID:	C1101035-003A	**Matrix:**	AIR

Analyses	Result	**Limit	Qual	Units	DF	Date Analyzed
FIELD PARAMETERS		**FLD**				Analyst:
Lab Vacuum In	-5			"Hg		1/26/2011
Lab Vacuum Out	-30			"Hg		1/26/2011
1UG/M3 BY METHOD TO15		**TO-15**				Analyst: **LL**
1,1,1-Trichloroethane	< 0.15	0.15		ppbV	1	1/27/2011 6:18:00 AM
1,1,2,2-Tetrachloroethane	< 0.15	0.15		ppbV	1	1/27/2011 6:18:00 AM
1,1,2-Trichloroethane	< 0.15	0.15		ppbV	1	1/27/2011 6:18:00 AM
1,1-Dichloroethane	< 0.15	0.15		ppbV	1	1/27/2011 6:18:00 AM
1,1-Dichloroethene	< 0.15	0.15		ppbV	1	1/27/2011 6:18:00 AM
1,2,4-Trichlorobenzene	< 0.15	0.15		ppbV	1	1/27/2011 6:18:00 AM
1,2,4-Trimethylbenzene	1.6	0.15		ppbV	1	1/27/2011 6:18:00 AM
1,2-Dibromoethane	< 0.15	0.15		ppbV	1	1/27/2011 6:18:00 AM
1,2-Dichlorobenzene	< 0.15	0.15		ppbV	1	1/27/2011 6:18:00 AM
1,2-Dichloroethane	< 0.15	0.15		ppbV	1	1/27/2011 6:18:00 AM
1,2-Dichloropropane	< 0.15	0.15		ppbV	1	1/27/2011 6:18:00 AM
1,3,5-Trimethylbenzene	0.28	0.15		ppbV	1	1/27/2011 6:18:00 AM
1,3-butadiene	< 0.15	0.15		ppbV	1	1/27/2011 6:18:00 AM
1,3-Dichlorobenzene	< 0.15	0.15		ppbV	1	1/27/2011 6:18:00 AM
1,4-Dichlorobenzene	0.15	0.15		ppbV	1	1/27/2011 6:18:00 AM
1,4-Dioxane	< 0.30	0.30		ppbV	1	1/27/2011 6:18:00 AM
2,2,4-trimethylpentane	< 0.15	0.15		ppbV	1	1/27/2011 6:18:00 AM
4-ethyltoluene	0.24	0.15		ppbV	1	1/27/2011 6:18:00 AM
Acetone	9.4	2.4		ppbV	8	1/29/2011 4:01:00 AM
Allyl chloride	< 0.15	0.15		ppbV	1	1/27/2011 6:18:00 AM
Benzene	0.49	0.15		ppbV	1	1/27/2011 6:18:00 AM
Benzyl chloride	< 0.15	0.15		ppbV	1	1/27/2011 6:18:00 AM
Bromodichloromethane	< 0.15	0.15		ppbV	1	1/27/2011 6:18:00 AM
Bromoform	< 0.15	0.15		ppbV	1	1/27/2011 6:18:00 AM
Bromomethane	< 0.15	0.15		ppbV	1	1/27/2011 6:18:00 AM
Carbon disulfide	0.20	0.15		ppbV	1	1/27/2011 6:18:00 AM
Carbon tetrachloride	0.060	0.15	J	ppbV	1	1/27/2011 6:18:00 AM
Chlorobenzene	< 0.15	0.15		ppbV	1	1/27/2011 6:18:00 AM
Chloroethane	< 0.15	0.15		ppbV	1	1/27/2011 6:18:00 AM
Chloroform	< 0.15	0.15		ppbV	1	1/27/2011 6:18:00 AM
Chloromethane	0.35	0.15		ppbV	1	1/27/2011 6:18:00 AM
cis-1,2-Dichloroethene	< 0.15	0.15		ppbV	1	1/27/2011 6:18:00 AM
cis-1,3-Dichloropropene	< 0.15	0.15		ppbV	1	1/27/2011 6:18:00 AM
Cyclohexane	1.9	0.15		ppbV	1	1/27/2011 6:18:00 AM
Dibromochloromethane	< 0.15	0.15		ppbV	1	1/27/2011 6:18:00 AM

Qualifiers:

**	Reporting Limit	.	Results reported are not blank corrected
B	Analyte detected in the associated Method Blank	E	Value above quantitation range
H	Holding times for preparation or analysis exceeded	J	Analyte detected at or below quantitation limits
JN	Non-routine analyte. Quantitation estimated.	ND	Not Detected at the Reporting Limit
S	Spike Recovery outside accepted recovery limits		

CLIENT:	Arcadis	**Client Sample ID:**	SS-VMP 7
Lab Order:	C1101035	**Tag Number:**	275,143
Project:	Lockheed Martin NJ001014.0001	**Collection Date:**	1/24/2011
Lab ID:	C1101035-003A	**Matrix:**	AIR

Analyses	Result	**Limit	Qual	Units	DF	Date Analyzed
1UG/M3 BY METHOD TO15		**TO-15**				Analyst: **LL**
Ethyl acetate	< 0.25	0.25		ppbV	1	1/27/2011 6:18:00 AM
Ethylbenzene	0.61	0.15		ppbV	1	1/27/2011 6:18:00 AM
Freon 11	0.23	0.15		ppbV	1	1/27/2011 6:18:00 AM
Freon 113	< 0.15	0.15		ppbV	1	1/27/2011 6:18:00 AM
Freon 114	< 0.15	0.15		ppbV	1	1/27/2011 6:18:00 AM
Freon 12	0.42	0.15		ppbV	1	1/27/2011 6:18:00 AM
Heptane	0.82	0.15		ppbV	1	1/27/2011 6:18:00 AM
Hexachloro-1,3-butadiene	< 0.15	0.15		ppbV	1	1/27/2011 6:18:00 AM
Hexane	0.70	0.15		ppbV	1	1/27/2011 6:18:00 AM
Isopropyl alcohol	460	48		ppbV	320	1/29/2011 4:35:00 AM
m&p-Xylene	2.0	0.30		ppbV	1	1/27/2011 6:18:00 AM
Methyl Butyl Ketone	< 0.30	0.30		ppbV	1	1/27/2011 6:18:00 AM
Methyl Ethyl Ketone	2.9	2.4		ppbV	8	1/29/2011 4:01:00 AM
Methyl Isobutyl Ketone	< 0.30	0.30		ppbV	1	1/27/2011 6:18:00 AM
Methyl tert-butyl ether	< 0.15	0.15		ppbV	1	1/27/2011 6:18:00 AM
Methylene chloride	240	48		ppbV	320	1/29/2011 4:35:00 AM
o-Xylene	0.71	0.15		ppbV	1	1/27/2011 6:18:00 AM
Propylene	< 0.15	0.15		ppbV	1	1/27/2011 6:18:00 AM
Styrene	0.32	0.15		ppbV	1	1/27/2011 6:18:00 AM
Tetrachloroethylene	< 0.15	0.15		ppbV	1	1/27/2011 6:18:00 AM
Tetrahydrofuran	6.9	1.2		ppbV	8	1/29/2011 4:01:00 AM
Toluene	2.2	1.2		ppbV	8	1/29/2011 4:01:00 AM
trans-1,2-Dichloroethene	0.14	0.15	J	ppbV	1	1/27/2011 6:18:00 AM
trans-1,3-Dichloropropene	< 0.15	0.15		ppbV	1	1/27/2011 6:18:00 AM
Trichloroethene	0.10	0.15	J	ppbV	1	1/27/2011 6:18:00 AM
Vinyl acetate	1.5	0.15		ppbV	1	1/27/2011 6:18:00 AM
Vinyl Bromide	< 0.15	0.15		ppbV	1	1/27/2011 6:18:00 AM
Vinyl chloride	< 0.15	0.15		ppbV	1	1/27/2011 6:18:00 AM
Surr: Bromofluorobenzene	113	70-130		%REC	1	1/27/2011 6:18:00 AM

Qualifiers:

**	Reporting Limit	.	Results reported are not blank corrected
B	Analyte detected in the associated Method Blank	E	Value above quantitation range
H	Holding times for preparation or analysis exceeded	J	Analyte detected at or below quantitation limits
JN	Non-routine analyte. Quantitation estimated.	ND	Not Detected at the Reporting Limit
S	Spike Recovery outside accepted recovery limits		

CLIENT:	Arcadis	**Client Sample ID:**	SS-VMP 7A
Lab Order:	C1101035	**Tag Number:**	207,111
Project:	Lockheed Martin NJ001014.0001	**Collection Date:**	1/24/2011
Lab ID:	C1101035-004A	**Matrix:**	AIR

Analyses	Result	**Limit	Qual	Units	DF	Date Analyzed
FIELD PARAMETERS		**FLD**				Analyst:
Lab Vacuum In	-6			"Hg		1/26/2011
Lab Vacuum Out	-30			"Hg		1/26/2011
1UG/M3 BY METHOD TO15		**TO-15**				Analyst: **LL**
1,1,1-Trichloroethane	13	1.5		ppbV	10	1/29/2011 5:10:00 AM
1,1,2,2-Tetrachloroethane	< 0.15	0.15		ppbV	1	1/27/2011 6:54:00 AM
1,1,2-Trichloroethane	< 0.15	0.15		ppbV	1	1/27/2011 6:54:00 AM
1,1-Dichloroethane	0.79	0.15		ppbV	1	1/27/2011 6:54:00 AM
1,1-Dichloroethene	0.88	0.15		ppbV	1	1/27/2011 6:54:00 AM
1,2,4-Trichlorobenzene	< 0.15	0.15		ppbV	1	1/27/2011 6:54:00 AM
1,2,4-Trimethylbenzene	2.1	0.15		ppbV	1	1/27/2011 6:54:00 AM
1,2-Dibromoethane	< 0.15	0.15		ppbV	1	1/27/2011 6:54:00 AM
1,2-Dichlorobenzene	< 0.15	0.15		ppbV	1	1/27/2011 6:54:00 AM
1,2-Dichloroethane	< 0.15	0.15		ppbV	1	1/27/2011 6:54:00 AM
1,2-Dichloropropane	< 0.15	0.15		ppbV	1	1/27/2011 6:54:00 AM
1,3,5-Trimethylbenzene	0.44	0.15		ppbV	1	1/27/2011 6:54:00 AM
1,3-butadiene	< 0.15	0.15		ppbV	1	1/27/2011 6:54:00 AM
1,3-Dichlorobenzene	< 0.15	0.15		ppbV	1	1/27/2011 6:54:00 AM
1,4-Dichlorobenzene	< 0.15	0.15		ppbV	1	1/27/2011 6:54:00 AM
1,4-Dioxane	< 0.30	0.30		ppbV	1	1/27/2011 6:54:00 AM
2,2,4-trimethylpentane	< 0.15	0.15		ppbV	1	1/27/2011 6:54:00 AM
4-ethyltoluene	0.33	0.15		ppbV	1	1/27/2011 6:54:00 AM
Acetone	2.1	3.0	J	ppbV	10	1/29/2011 5:10:00 AM
Allyl chloride	< 0.15	0.15		ppbV	1	1/27/2011 6:54:00 AM
Benzene	0.15	0.15		ppbV	1	1/27/2011 6:54:00 AM
Benzyl chloride	< 0.15	0.15		ppbV	1	1/27/2011 6:54:00 AM
Bromodichloromethane	< 0.15	0.15		ppbV	1	1/27/2011 6:54:00 AM
Bromoform	< 0.15	0.15		ppbV	1	1/27/2011 6:54:00 AM
Bromomethane	< 0.15	0.15		ppbV	1	1/27/2011 6:54:00 AM
Carbon disulfide	0.59	0.15		ppbV	1	1/27/2011 6:54:00 AM
Carbon tetrachloride	< 0.15	0.15		ppbV	1	1/27/2011 6:54:00 AM
Chlorobenzene	< 0.15	0.15		ppbV	1	1/27/2011 6:54:00 AM
Chloroethane	< 0.15	0.15		ppbV	1	1/27/2011 6:54:00 AM
Chloroform	3.3	1.5		ppbV	10	1/29/2011 5:10:00 AM
Chloromethane	< 0.15	0.15		ppbV	1	1/27/2011 6:54:00 AM
cis-1,2-Dichloroethene	0.12	0.15	J	ppbV	1	1/27/2011 6:54:00 AM
cis-1,3-Dichloropropene	< 0.15	0.15		ppbV	1	1/27/2011 6:54:00 AM
Cyclohexane	0.19	0.15		ppbV	1	1/27/2011 6:54:00 AM
Dibromochloromethane	< 0.15	0.15		ppbV	1	1/27/2011 6:54:00 AM

Qualifiers:

**	Reporting Limit	.	Results reported are not blank corrected
B	Analyte detected in the associated Method Blank	E	Value above quantitation range
H	Holding times for preparation or analysis exceeded	J	Analyte detected at or below quantitation limits
JN	Non-routine analyte. Quantitation estimated.	ND	Not Detected at the Reporting Limit
S	Spike Recovery outside accepted recovery limits		

CLIENT:	Arcadis	**Client Sample ID:**	SS-VMP 7A
Lab Order:	C1101035	**Tag Number:**	207,111
Project:	Lockheed Martin NJ001014.0001	**Collection Date:**	1/24/2011
Lab ID:	C1101035-004A	**Matrix:**	AIR

Analyses	Result	**Limit	Qual	Units	DF	Date Analyzed
1UG/M3 BY METHOD TO15		**TO-15**				Analyst: **LL**
Ethyl acetate	< 0.25	0.25		ppbV	1	1/27/2011 6:54:00 AM
Ethylbenzene	0.46	0.15		ppbV	1	1/27/2011 6:54:00 AM
Freon 11	0.21	0.15		ppbV	1	1/27/2011 6:54:00 AM
Freon 113	4.4	1.5		ppbV	10	1/29/2011 5:10:00 AM
Freon 114	< 0.15	0.15		ppbV	1	1/27/2011 6:54:00 AM
Freon 12	0.42	0.15		ppbV	1	1/27/2011 6:54:00 AM
Heptane	0.18	0.15		ppbV	1	1/27/2011 6:54:00 AM
Hexachloro-1,3-butadiene	< 0.15	0.15		ppbV	1	1/27/2011 6:54:00 AM
Hexane	0.33	0.15		ppbV	1	1/27/2011 6:54:00 AM
Isopropyl alcohol	16	1.5		ppbV	10	1/29/2011 5:10:00 AM
m&p-Xylene	1.6	0.30		ppbV	1	1/27/2011 6:54:00 AM
Methyl Butyl Ketone	< 0.30	0.30		ppbV	1	1/27/2011 6:54:00 AM
Methyl Ethyl Ketone	0.74	0.30		ppbV	1	1/27/2011 6:54:00 AM
Methyl Isobutyl Ketone	< 0.30	0.30		ppbV	1	1/27/2011 6:54:00 AM
Methyl tert-butyl ether	< 0.15	0.15		ppbV	1	1/27/2011 6:54:00 AM
Methylene chloride	10	1.5		ppbV	10	1/29/2011 5:10:00 AM
o-Xylene	0.60	0.15		ppbV	1	1/27/2011 6:54:00 AM
Propylene	< 0.15	0.15		ppbV	1	1/27/2011 6:54:00 AM
Styrene	0.21	0.15		ppbV	1	1/27/2011 6:54:00 AM
Tetrachloroethylene	6.2	1.5		ppbV	10	1/29/2011 5:10:00 AM
Tetrahydrofuran	1.8	0.15		ppbV	1	1/27/2011 6:54:00 AM
Toluene	2.2	1.5		ppbV	10	1/29/2011 5:10:00 AM
trans-1,2-Dichloroethene	0.28	0.15		ppbV	1	1/27/2011 6:54:00 AM
trans-1,3-Dichloropropene	< 0.15	0.15		ppbV	1	1/27/2011 6:54:00 AM
Trichloroethene	64	6.0		ppbV	40	1/29/2011 5:45:00 AM
Vinyl acetate	< 0.15	0.15		ppbV	1	1/27/2011 6:54:00 AM
Vinyl Bromide	< 0.15	0.15		ppbV	1	1/27/2011 6:54:00 AM
Vinyl chloride	< 0.15	0.15		ppbV	1	1/27/2011 6:54:00 AM
Surr: Bromofluorobenzene	111	70-130		%REC	1	1/27/2011 6:54:00 AM

Qualifiers:

**	Reporting Limit
B	Analyte detected in the associated Method Blank
H	Holding times for preparation or analysis exceeded
JN	Non-routine analyte. Quantitation estimated.
S	Spike Recovery outside accepted recovery limits
.	Results reported are not blank corrected
E	Value above quantitation range
J	Analyte detected at or below quantitation limits
ND	Not Detected at the Reporting Limit

CLIENT:	Arcadis	**Client Sample ID:**	IA-VMP 7
Lab Order:	C1101035	**Tag Number:**	101,292
Project:	Lockheed Martin NJ001014.0001	**Collection Date:**	1/24/2011
Lab ID:	C1101035-005A	**Matrix:**	AIR

Analyses	Result	**Limit	Qual	Units	DF	Date Analyzed
FIELD PARAMETERS		**FLD**				Analyst:
Lab Vacuum In	-5			"Hg		1/26/2011
Lab Vacuum Out	-30			"Hg		1/26/2011
1UG/M3 W/ 0.25UG/M3 CT-TCE-VC		**TO-15**				Analyst: **LL**
1,1,1-Trichloroethane	< 0.15	0.15		ppbV	1	1/26/2011 5:36:00 PM
1,1,2,2-Tetrachloroethane	< 0.15	0.15		ppbV	1	1/26/2011 5:36:00 PM
1,1,2-Trichloroethane	< 0.15	0.15		ppbV	1	1/26/2011 5:36:00 PM
1,1-Dichloroethane	< 0.15	0.15		ppbV	1	1/26/2011 5:36:00 PM
1,1-Dichloroethene	< 0.15	0.15		ppbV	1	1/26/2011 5:36:00 PM
1,2,4-Trichlorobenzene	< 0.15	0.15		ppbV	1	1/26/2011 5:36:00 PM
1,2,4-Trimethylbenzene	0.29	0.15		ppbV	1	1/26/2011 5:36:00 PM
1,2-Dibromoethane	< 0.15	0.15		ppbV	1	1/26/2011 5:36:00 PM
1,2-Dichlorobenzene	< 0.15	0.15		ppbV	1	1/26/2011 5:36:00 PM
1,2-Dichloroethane	< 0.15	0.15		ppbV	1	1/26/2011 5:36:00 PM
1,2-Dichloropropane	< 0.15	0.15		ppbV	1	1/26/2011 5:36:00 PM
1,3,5-Trimethylbenzene	0.10	0.15	J	ppbV	1	1/26/2011 5:36:00 PM
1,3-butadiene	< 0.15	0.15		ppbV	1	1/26/2011 5:36:00 PM
1,3-Dichlorobenzene	< 0.15	0.15		ppbV	1	1/26/2011 5:36:00 PM
1,4-Dichlorobenzene	0.58	0.15		ppbV	1	1/26/2011 5:36:00 PM
1,4-Dioxane	< 0.30	0.30		ppbV	1	1/26/2011 5:36:00 PM
2,2,4-trimethylpentane	< 0.15	0.15		ppbV	1	1/26/2011 5:36:00 PM
4-ethyltoluene	< 0.15	0.15		ppbV	1	1/26/2011 5:36:00 PM
Acetone	9.7	2.4		ppbV	8	1/28/2011 1:55:00 AM
Allyl chloride	< 0.15	0.15		ppbV	1	1/26/2011 5:36:00 PM
Benzene	0.33	0.15		ppbV	1	1/26/2011 5:36:00 PM
Benzyl chloride	< 0.15	0.15		ppbV	1	1/26/2011 5:36:00 PM
Bromodichloromethane	< 0.15	0.15		ppbV	1	1/26/2011 5:36:00 PM
Bromoform	< 0.15	0.15		ppbV	1	1/26/2011 5:36:00 PM
Bromomethane	< 0.15	0.15		ppbV	1	1/26/2011 5:36:00 PM
Carbon disulfide	< 0.15	0.15		ppbV	1	1/26/2011 5:36:00 PM
Carbon tetrachloride	0.040	0.040		ppbV	1	1/26/2011 5:36:00 PM
Chlorobenzene	< 0.15	0.15		ppbV	1	1/26/2011 5:36:00 PM
Chloroethane	< 0.15	0.15		ppbV	1	1/26/2011 5:36:00 PM
Chloroform	< 0.15	0.15		ppbV	1	1/26/2011 5:36:00 PM
Chloromethane	0.33	0.15		ppbV	1	1/26/2011 5:36:00 PM
cis-1,2-Dichloroethene	< 0.15	0.15		ppbV	1	1/26/2011 5:36:00 PM
cis-1,3-Dichloropropene	< 0.15	0.15		ppbV	1	1/26/2011 5:36:00 PM
Cyclohexane	1.8	0.15		ppbV	1	1/26/2011 5:36:00 PM
Dibromochloromethane	< 0.15	0.15		ppbV	1	1/26/2011 5:36:00 PM

Qualifiers:

**	Reporting Limit	.	Results reported are not blank corrected
B	Analyte detected in the associated Method Blank	E	Value above quantitation range
H	Holding times for preparation or analysis exceeded	J	Analyte detected at or below quantitation limits
JN	Non-routine analyte. Quantitation estimated.	ND	Not Detected at the Reporting Limit
S	Spike Recovery outside accepted recovery limits		

CLIENT:	Arcadis	**Client Sample ID:**	IA-VMP 7
Lab Order:	C1101035	**Tag Number:**	101,292
Project:	Lockheed Martin NJ001014.0001	**Collection Date:**	1/24/2011
Lab ID:	C1101035-005A	**Matrix:**	AIR

Analyses	Result	**Limit	Qual	Units	DF	Date Analyzed
1UG/M3 W/ 0.25UG/M3 CT-TCE-VC		**TO-15**				Analyst: **LL**
Ethyl acetate	< 0.25	0.25		ppbV	1	1/26/2011 5:36:00 PM
Ethylbenzene	0.15	0.15		ppbV	1	1/26/2011 5:36:00 PM
Freon 11	0.24	0.15		ppbV	1	1/26/2011 5:36:00 PM
Freon 113	< 0.15	0.15		ppbV	1	1/26/2011 5:36:00 PM
Freon 114	< 0.15	0.15		ppbV	1	1/26/2011 5:36:00 PM
Freon 12	0.45	0.15		ppbV	1	1/26/2011 5:36:00 PM
Heptane	0.54	0.15		ppbV	1	1/26/2011 5:36:00 PM
Hexachloro-1,3-butadiene	< 0.15	0.15		ppbV	1	1/26/2011 5:36:00 PM
Hexane	0.61	0.15		ppbV	1	1/26/2011 5:36:00 PM
Isopropyl alcohol	630	48		ppbV	320	1/28/2011 1:21:00 AM
m&p-Xylene	0.35	0.30		ppbV	1	1/26/2011 5:36:00 PM
Methyl Butyl Ketone	< 0.30	0.30		ppbV	1	1/26/2011 5:36:00 PM
Methyl Ethyl Ketone	2.3	0.30		ppbV	1	1/26/2011 5:36:00 PM
Methyl Isobutyl Ketone	< 0.30	0.30		ppbV	1	1/26/2011 5:36:00 PM
Methyl tert-butyl ether	< 0.15	0.15		ppbV	1	1/26/2011 5:36:00 PM
Methylene chloride	280	48		ppbV	320	1/28/2011 1:21:00 AM
o-Xylene	0.14	0.15	J	ppbV	1	1/26/2011 5:36:00 PM
Propylene	< 0.15	0.15		ppbV	1	1/26/2011 5:36:00 PM
Styrene	0.20	0.15		ppbV	1	1/26/2011 5:36:00 PM
Tetrachloroethylene	< 0.15	0.15		ppbV	1	1/26/2011 5:36:00 PM
Tetrahydrofuran	10	1.2		ppbV	8	1/28/2011 1:55:00 AM
Toluene	1.7	0.15		ppbV	1	1/26/2011 5:36:00 PM
trans-1,2-Dichloroethene	0.15	0.15		ppbV	1	1/26/2011 5:36:00 PM
trans-1,3-Dichloropropene	< 0.15	0.15		ppbV	1	1/26/2011 5:36:00 PM
Trichloroethene	0.10	0.040		ppbV	1	1/26/2011 5:36:00 PM
Vinyl acetate	1.6	0.15		ppbV	1	1/26/2011 5:36:00 PM
Vinyl Bromide	< 0.15	0.15		ppbV	1	1/26/2011 5:36:00 PM
Vinyl chloride	< 0.040	0.040		ppbV	1	1/26/2011 5:36:00 PM
Surr: Bromofluorobenzene	93.0	70-130		%REC	1	1/26/2011 5:36:00 PM

Qualifiers:

**	Reporting Limit	.	Results reported are not blank corrected
B	Analyte detected in the associated Method Blank	E	Value above quantitation range
H	Holding times for preparation or analysis exceeded	J	Analyte detected at or below quantitation limits
JN	Non-routine analyte. Quantitation estimated.	ND	Not Detected at the Reporting Limit
S	Spike Recovery outside accepted recovery limits		

CLIENT:	Arcadis	**Client Sample ID:**	SS-VMP 6A
Lab Order:	C1101035	**Tag Number:**	359,186
Project:	Lockheed Martin NJ001014.0001	**Collection Date:**	1/24/2011
Lab ID:	C1101035-006A	**Matrix:**	AIR

Analyses	Result	**Limit	Qual	Units	DF	Date Analyzed
FIELD PARAMETERS		**FLD**				Analyst:
Lab Vacuum In	-5			"Hg		1/26/2011
Lab Vacuum Out	-30			"Hg		1/26/2011
1UG/M3 BY METHOD TO15		**TO-15**				Analyst: **LL**
1,1,1-Trichloroethane	2.4	1.2		ppbV	8	1/29/2011 6:21:00 AM
1,1,2,2-Tetrachloroethane	< 0.15	0.15		ppbV	1	1/27/2011 7:29:00 AM
1,1,2-Trichloroethane	< 0.15	0.15		ppbV	1	1/27/2011 7:29:00 AM
1,1-Dichloroethane	0.12	0.15	J	ppbV	1	1/27/2011 7:29:00 AM
1,1-Dichloroethene	< 0.15	0.15		ppbV	1	1/27/2011 7:29:00 AM
1,2,4-Trichlorobenzene	< 0.15	0.15		ppbV	1	1/27/2011 7:29:00 AM
1,2,4-Trimethylbenzene	1.1	0.15		ppbV	1	1/27/2011 7:29:00 AM
1,2-Dibromoethane	< 0.15	0.15		ppbV	1	1/27/2011 7:29:00 AM
1,2-Dichlorobenzene	< 0.15	0.15		ppbV	1	1/27/2011 7:29:00 AM
1,2-Dichloroethane	< 0.15	0.15		ppbV	1	1/27/2011 7:29:00 AM
1,2-Dichloropropane	< 0.15	0.15		ppbV	1	1/27/2011 7:29:00 AM
1,3,5-Trimethylbenzene	0.29	0.15		ppbV	1	1/27/2011 7:29:00 AM
1,3-butadiene	< 0.15	0.15		ppbV	1	1/27/2011 7:29:00 AM
1,3-Dichlorobenzene	< 0.15	0.15		ppbV	1	1/27/2011 7:29:00 AM
1,4-Dichlorobenzene	0.38	0.15		ppbV	1	1/27/2011 7:29:00 AM
1,4-Dioxane	< 0.30	0.30		ppbV	1	1/27/2011 7:29:00 AM
2,2,4-trimethylpentane	< 0.15	0.15		ppbV	1	1/27/2011 7:29:00 AM
4-ethyltoluene	0.16	0.15		ppbV	1	1/27/2011 7:29:00 AM
Acetone	7.8	2.4		ppbV	8	1/29/2011 6:21:00 AM
Allyl chloride	< 0.15	0.15		ppbV	1	1/27/2011 7:29:00 AM
Benzene	0.19	0.15		ppbV	1	1/27/2011 7:29:00 AM
Benzyl chloride	< 0.15	0.15		ppbV	1	1/27/2011 7:29:00 AM
Bromodichloromethane	< 0.15	0.15		ppbV	1	1/27/2011 7:29:00 AM
Bromoform	< 0.15	0.15		ppbV	1	1/27/2011 7:29:00 AM
Bromomethane	< 0.15	0.15		ppbV	1	1/27/2011 7:29:00 AM
Carbon disulfide	0.14	0.15	J	ppbV	1	1/27/2011 7:29:00 AM
Carbon tetrachloride	0.050	0.15	J	ppbV	1	1/27/2011 7:29:00 AM
Chlorobenzene	< 0.15	0.15		ppbV	1	1/27/2011 7:29:00 AM
Chloroethane	< 0.15	0.15		ppbV	1	1/27/2011 7:29:00 AM
Chloroform	0.28	0.15		ppbV	1	1/27/2011 7:29:00 AM
Chloromethane	0.20	0.15		ppbV	1	1/27/2011 7:29:00 AM
cis-1,2-Dichloroethene	< 0.15	0.15		ppbV	1	1/27/2011 7:29:00 AM
cis-1,3-Dichloropropene	< 0.15	0.15		ppbV	1	1/27/2011 7:29:00 AM
Cyclohexane	0.83	0.15		ppbV	1	1/27/2011 7:29:00 AM
Dibromochloromethane	< 0.15	0.15		ppbV	1	1/27/2011 7:29:00 AM

Qualifiers:

**	Reporting Limit	.	Results reported are not blank corrected
B	Analyte detected in the associated Method Blank	E	Value above quantitation range
H	Holding times for preparation or analysis exceeded	J	Analyte detected at or below quantitation limits
JN	Non-routine analyte. Quantitation estimated.	ND	Not Detected at the Reporting Limit
S	Spike Recovery outside accepted recovery limits		

CLIENT:	Arcadis	**Client Sample ID:**	SS-VMP 6A
Lab Order:	C1101035	**Tag Number:**	359,186
Project:	Lockheed Martin NJ001014.0001	**Collection Date:**	1/24/2011
Lab ID:	C1101035-006A	**Matrix:**	AIR

Analyses	Result	**Limit	Qual	Units	DF	Date Analyzed
1UG/M3 BY METHOD TO15		**TO-15**				Analyst: **LL**
Ethyl acetate	< 0.25	0.25		ppbV	1	1/27/2011 7:29:00 AM
Ethylbenzene	0.24	0.15		ppbV	1	1/27/2011 7:29:00 AM
Freon 11	0.25	0.15		ppbV	1	1/27/2011 7:29:00 AM
Freon 113	2.2	1.2		ppbV	8	1/29/2011 6:21:00 AM
Freon 114	< 0.15	0.15		ppbV	1	1/27/2011 7:29:00 AM
Freon 12	0.40	0.15		ppbV	1	1/27/2011 7:29:00 AM
Heptane	< 0.15	0.15		ppbV	1	1/27/2011 7:29:00 AM
Hexachloro-1,3-butadiene	< 0.15	0.15		ppbV	1	1/27/2011 7:29:00 AM
Hexane	0.49	0.15		ppbV	1	1/27/2011 7:29:00 AM
Isopropyl alcohol	390	48		ppbV	320	1/29/2011 6:56:00 AM
m&p-Xylene	0.73	0.30		ppbV	1	1/27/2011 7:29:00 AM
Methyl Butyl Ketone	< 0.30	0.30		ppbV	1	1/27/2011 7:29:00 AM
Methyl Ethyl Ketone	0.77	0.30		ppbV	1	1/27/2011 7:29:00 AM
Methyl Isobutyl Ketone	< 0.30	0.30		ppbV	1	1/27/2011 7:29:00 AM
Methyl tert-butyl ether	< 0.15	0.15		ppbV	1	1/27/2011 7:29:00 AM
Methylene chloride	180	48		ppbV	320	1/29/2011 6:56:00 AM
o-Xylene	0.25	0.15		ppbV	1	1/27/2011 7:29:00 AM
Propylene	< 0.15	0.15		ppbV	1	1/27/2011 7:29:00 AM
Styrene	0.20	0.15		ppbV	1	1/27/2011 7:29:00 AM
Tetrachloroethylene	0.99	0.15		ppbV	1	1/27/2011 7:29:00 AM
Tetrahydrofuran	7.6	1.2		ppbV	8	1/29/2011 6:21:00 AM
Toluene	1.3	0.15		ppbV	1	1/27/2011 7:29:00 AM
trans-1,2-Dichloroethene	0.18	0.15		ppbV	1	1/27/2011 7:29:00 AM
trans-1,3-Dichloropropene	< 0.15	0.15		ppbV	1	1/27/2011 7:29:00 AM
Trichloroethene	0.87	0.15		ppbV	1	1/27/2011 7:29:00 AM
Vinyl acetate	0.73	0.15		ppbV	1	1/27/2011 7:29:00 AM
Vinyl Bromide	< 0.15	0.15		ppbV	1	1/27/2011 7:29:00 AM
Vinyl chloride	< 0.15	0.15		ppbV	1	1/27/2011 7:29:00 AM
Surr: Bromofluorobenzene	108	70-130		%REC	1	1/27/2011 7:29:00 AM

CLIENT:	Arcadis	**Client Sample ID:**	IA-VMP 6A
Lab Order:	C1101035	**Tag Number:**	191,69
Project:	Lockheed Martin NJ001014.0001	**Collection Date:**	1/24/2011
Lab ID:	C1101035-007A	**Matrix:**	AIR

Analyses	Result	**Limit	Qual	Units	DF	Date Analyzed
FIELD PARAMETERS		**FLD**				Analyst:
Lab Vacuum In	-12			"Hg		1/26/2011
Lab Vacuum Out	-30			"Hg		1/26/2011
1UG/M3 W/ 0.25UG/M3 CT-TCE-VC		**TO-15**				Analyst: **LL**
1,1,1-Trichloroethane	< 0.15	0.15		ppbV	1	1/26/2011 6:11:00 PM
1,1,2,2-Tetrachloroethane	< 0.15	0.15		ppbV	1	1/26/2011 6:11:00 PM
1,1,2-Trichloroethane	< 0.15	0.15		ppbV	1	1/26/2011 6:11:00 PM
1,1-Dichloroethane	< 0.15	0.15		ppbV	1	1/26/2011 6:11:00 PM
1,1-Dichloroethene	< 0.15	0.15		ppbV	1	1/26/2011 6:11:00 PM
1,2,4-Trichlorobenzene	< 0.15	0.15		ppbV	1	1/26/2011 6:11:00 PM
1,2,4-Trimethylbenzene	0.49	0.15		ppbV	1	1/26/2011 6:11:00 PM
1,2-Dibromoethane	< 0.15	0.15		ppbV	1	1/26/2011 6:11:00 PM
1,2-Dichlorobenzene	< 0.15	0.15		ppbV	1	1/26/2011 6:11:00 PM
1,2-Dichloroethane	< 0.15	0.15		ppbV	1	1/26/2011 6:11:00 PM
1,2-Dichloropropane	< 0.15	0.15		ppbV	1	1/26/2011 6:11:00 PM
1,3,5-Trimethylbenzene	0.12	0.15	J	ppbV	1	1/26/2011 6:11:00 PM
1,3-butadiene	< 0.15	0.15		ppbV	1	1/26/2011 6:11:00 PM
1,3-Dichlorobenzene	< 0.15	0.15		ppbV	1	1/26/2011 6:11:00 PM
1,4-Dichlorobenzene	0.51	0.15		ppbV	1	1/26/2011 6:11:00 PM
1,4-Dioxane	< 0.30	0.30		ppbV	1	1/26/2011 6:11:00 PM
2,2,4-trimethylpentane	< 0.15	0.15		ppbV	1	1/26/2011 6:11:00 PM
4-ethyltoluene	< 0.15	0.15		ppbV	1	1/26/2011 6:11:00 PM
Acetone	9.6	2.4		ppbV	8	1/28/2011 3:01:00 AM
Allyl chloride	< 0.15	0.15		ppbV	1	1/26/2011 6:11:00 PM
Benzene	0.32	0.15		ppbV	1	1/26/2011 6:11:00 PM
Benzyl chloride	< 0.15	0.15		ppbV	1	1/26/2011 6:11:00 PM
Bromodichloromethane	< 0.15	0.15		ppbV	1	1/26/2011 6:11:00 PM
Bromoform	< 0.15	0.15		ppbV	1	1/26/2011 6:11:00 PM
Bromomethane	< 0.15	0.15		ppbV	1	1/26/2011 6:11:00 PM
Carbon disulfide	0.13	0.15	J	ppbV	1	1/26/2011 6:11:00 PM
Carbon tetrachloride	0.050	0.040		ppbV	1	1/26/2011 6:11:00 PM
Chlorobenzene	< 0.15	0.15		ppbV	1	1/26/2011 6:11:00 PM
Chloroethane	< 0.15	0.15		ppbV	1	1/26/2011 6:11:00 PM
Chloroform	< 0.15	0.15		ppbV	1	1/26/2011 6:11:00 PM
Chloromethane	0.28	0.15		ppbV	1	1/26/2011 6:11:00 PM
cis-1,2-Dichloroethene	< 0.15	0.15		ppbV	1	1/26/2011 6:11:00 PM
cis-1,3-Dichloropropene	< 0.15	0.15		ppbV	1	1/26/2011 6:11:00 PM
Cyclohexane	1.7	0.15		ppbV	1	1/26/2011 6:11:00 PM
Dibromochloromethane	< 0.15	0.15		ppbV	1	1/26/2011 6:11:00 PM

Qualifiers:

**	Reporting Limit	.	Results reported are not blank corrected
B	Analyte detected in the associated Method Blank	E	Value above quantitation range
H	Holding times for preparation or analysis exceeded	J	Analyte detected at or below quantitation limits
JN	Non-routine analyte. Quantitation estimated.	ND	Not Detected at the Reporting Limit
S	Spike Recovery outside accepted recovery limits		

CLIENT:	Arcadis	**Client Sample ID:**	IA-VMP 6A
Lab Order:	C1101035	**Tag Number:**	191,69
Project:	Lockheed Martin NJ001014.0001	**Collection Date:**	1/24/2011
Lab ID:	C1101035-007A	**Matrix:**	AIR

Analyses	Result	**Limit	Qual	Units	DF	Date Analyzed
1UG/M3 W/ 0.25UG/M3 CT-TCE-VC		**TO-15**				Analyst: **LL**
Ethyl acetate	< 0.25	0.25		ppbV	1	1/26/2011 6:11:00 PM
Ethylbenzene	0.15	0.15		ppbV	1	1/26/2011 6:11:00 PM
Freon 11	0.20	0.15		ppbV	1	1/26/2011 6:11:00 PM
Freon 113	< 0.15	0.15		ppbV	1	1/26/2011 6:11:00 PM
Freon 114	< 0.15	0.15		ppbV	1	1/26/2011 6:11:00 PM
Freon 12	0.38	0.15		ppbV	1	1/26/2011 6:11:00 PM
Heptane	0.60	0.15		ppbV	1	1/26/2011 6:11:00 PM
Hexachloro-1,3-butadiene	< 0.15	0.15		ppbV	1	1/26/2011 6:11:00 PM
Hexane	0.72	0.15		ppbV	1	1/26/2011 6:11:00 PM
Isopropyl alcohol	540	48		ppbV	320	1/28/2011 2:27:00 AM
m&p-Xylene	0.46	0.30		ppbV	1	1/26/2011 6:11:00 PM
Methyl Butyl Ketone	< 0.30	0.30		ppbV	1	1/26/2011 6:11:00 PM
Methyl Ethyl Ketone	1.2	0.30		ppbV	1	1/26/2011 6:11:00 PM
Methyl Isobutyl Ketone	< 0.30	0.30		ppbV	1	1/26/2011 6:11:00 PM
Methyl tert-butyl ether	< 0.15	0.15		ppbV	1	1/26/2011 6:11:00 PM
Methylene chloride	230	48		ppbV	320	1/28/2011 2:27:00 AM
o-Xylene	0.18	0.15		ppbV	1	1/26/2011 6:11:00 PM
Propylene	< 0.15	0.15		ppbV	1	1/26/2011 6:11:00 PM
Styrene	0.17	0.15		ppbV	1	1/26/2011 6:11:00 PM
Tetrachloroethylene	< 0.15	0.15		ppbV	1	1/26/2011 6:11:00 PM
Tetrahydrofuran	13	1.2		ppbV	8	1/28/2011 3:01:00 AM
Toluene	1.4	0.15		ppbV	1	1/26/2011 6:11:00 PM
trans-1,2-Dichloroethene	0.14	0.15	J	ppbV	1	1/26/2011 6:11:00 PM
trans-1,3-Dichloropropene	< 0.15	0.15		ppbV	1	1/26/2011 6:11:00 PM
Trichloroethene	0.11	0.040		ppbV	1	1/26/2011 6:11:00 PM
Vinyl acetate	1.2	0.15		ppbV	1	1/26/2011 6:11:00 PM
Vinyl Bromide	< 0.15	0.15		ppbV	1	1/26/2011 6:11:00 PM
Vinyl chloride	< 0.040	0.040		ppbV	1	1/26/2011 6:11:00 PM
Surr: Bromofluorobenzene	90.0	70-130		%REC	1	1/26/2011 6:11:00 PM

Qualifiers:

**	Reporting Limit	.	Results reported are not blank corrected
B	Analyte detected in the associated Method Blank	E	Value above quantitation range
H	Holding times for preparation or analysis exceeded	J	Analyte detected at or below quantitation limits
JN	Non-routine analyte. Quantitation estimated.	ND	Not Detected at the Reporting Limit
S	Spike Recovery outside accepted recovery limits		

CLIENT:	Arcadis	**Client Sample ID:**	SS-VMP 6
Lab Order:	C1101035	**Tag Number:**	317,436
Project:	Lockheed Martin NJ001014.0001	**Collection Date:**	1/24/2011
Lab ID:	C1101035-008A	**Matrix:**	AIR

Analyses	Result	**Limit	Qual	Units	DF	Date Analyzed
FIELD PARAMETERS		**FLD**				Analyst:
Lab Vacuum In	-5			"Hg		1/26/2011
Lab Vacuum Out	-30			"Hg		1/26/2011
1UG/M3 BY METHOD TO15		**TO-15**				Analyst: **LL**
1,1,1-Trichloroethane	< 0.15	0.15		ppbV	1	1/27/2011 8:04:00 AM
1,1,2,2-Tetrachloroethane	< 0.15	0.15		ppbV	1	1/27/2011 8:04:00 AM
1,1,2-Trichloroethane	< 0.15	0.15		ppbV	1	1/27/2011 8:04:00 AM
1,1-Dichloroethane	< 0.15	0.15		ppbV	1	1/27/2011 8:04:00 AM
1,1-Dichloroethene	< 0.15	0.15		ppbV	1	1/27/2011 8:04:00 AM
1,2,4-Trichlorobenzene	< 0.15	0.15		ppbV	1	1/27/2011 8:04:00 AM
1,2,4-Trimethylbenzene	0.57	0.15		ppbV	1	1/27/2011 8:04:00 AM
1,2-Dibromoethane	< 0.15	0.15		ppbV	1	1/27/2011 8:04:00 AM
1,2-Dichlorobenzene	< 0.15	0.15		ppbV	1	1/27/2011 8:04:00 AM
1,2-Dichloroethane	< 0.15	0.15		ppbV	1	1/27/2011 8:04:00 AM
1,2-Dichloropropane	< 0.15	0.15		ppbV	1	1/27/2011 8:04:00 AM
1,3,5-Trimethylbenzene	0.16	0.15		ppbV	1	1/27/2011 8:04:00 AM
1,3-butadiene	< 0.15	0.15		ppbV	1	1/27/2011 8:04:00 AM
1,3-Dichlorobenzene	< 0.15	0.15		ppbV	1	1/27/2011 8:04:00 AM
1,4-Dichlorobenzene	1.3	0.15		ppbV	1	1/27/2011 8:04:00 AM
1,4-Dioxane	< 0.30	0.30		ppbV	1	1/27/2011 8:04:00 AM
2,2,4-trimethylpentane	< 0.15	0.15		ppbV	1	1/27/2011 8:04:00 AM
4-ethyltoluene	0.12	0.15	J	ppbV	1	1/27/2011 8:04:00 AM
Acetone	13	2.4		ppbV	8	1/29/2011 7:32:00 AM
Allyl chloride	< 0.15	0.15		ppbV	1	1/27/2011 8:04:00 AM
Benzene	0.32	0.15		ppbV	1	1/27/2011 8:04:00 AM
Benzyl chloride	< 0.15	0.15		ppbV	1	1/27/2011 8:04:00 AM
Bromodichloromethane	< 0.15	0.15		ppbV	1	1/27/2011 8:04:00 AM
Bromoform	< 0.15	0.15		ppbV	1	1/27/2011 8:04:00 AM
Bromomethane	< 0.15	0.15		ppbV	1	1/27/2011 8:04:00 AM
Carbon disulfide	0.10	0.15	J	ppbV	1	1/27/2011 8:04:00 AM
Carbon tetrachloride	0.050	0.15	J	ppbV	1	1/27/2011 8:04:00 AM
Chlorobenzene	< 0.15	0.15		ppbV	1	1/27/2011 8:04:00 AM
Chloroethane	< 0.15	0.15		ppbV	1	1/27/2011 8:04:00 AM
Chloroform	< 0.15	0.15		ppbV	1	1/27/2011 8:04:00 AM
Chloromethane	0.29	0.15		ppbV	1	1/27/2011 8:04:00 AM
cis-1,2-Dichloroethene	< 0.15	0.15		ppbV	1	1/27/2011 8:04:00 AM
cis-1,3-Dichloropropene	< 0.15	0.15		ppbV	1	1/27/2011 8:04:00 AM
Cyclohexane	0.51	0.15		ppbV	1	1/27/2011 8:04:00 AM
Dibromochloromethane	< 0.15	0.15		ppbV	1	1/27/2011 8:04:00 AM

Qualifiers:

**	Reporting Limit	.	Results reported are not blank corrected
B	Analyte detected in the associated Method Blank	E	Value above quantitation range
H	Holding times for preparation or analysis exceeded	J	Analyte detected at or below quantitation limits
JN	Non-routine analyte. Quantitation estimated.	ND	Not Detected at the Reporting Limit
S	Spike Recovery outside accepted recovery limits		

CLIENT:	Arcadis	**Client Sample ID:**	SS-VMP 6
Lab Order:	C1101035	**Tag Number:**	317,436
Project:	Lockheed Martin NJ001014.0001	**Collection Date:**	1/24/2011
Lab ID:	C1101035-008A	**Matrix:**	AIR

Analyses	Result	**Limit	Qual	Units	DF	Date Analyzed
1UG/M3 BY METHOD TO15		**TO-15**				Analyst: **LL**
Ethyl acetate	< 0.25	0.25		ppbV	1	1/27/2011 8:04:00 AM
Ethylbenzene	0.19	0.15		ppbV	1	1/27/2011 8:04:00 AM
Freon 11	0.22	0.15		ppbV	1	1/27/2011 8:04:00 AM
Freon 113	< 0.15	0.15		ppbV	1	1/27/2011 8:04:00 AM
Freon 114	< 0.15	0.15		ppbV	1	1/27/2011 8:04:00 AM
Freon 12	0.39	0.15		ppbV	1	1/27/2011 8:04:00 AM
Heptane	0.63	0.15		ppbV	1	1/27/2011 8:04:00 AM
Hexachloro-1,3-butadiene	< 0.15	0.15		ppbV	1	1/27/2011 8:04:00 AM
Hexane	0.56	0.15		ppbV	1	1/27/2011 8:04:00 AM
Isopropyl alcohol	590	48		ppbV	320	1/29/2011 8:07:00 AM
m&p-Xylene	0.47	0.30		ppbV	1	1/27/2011 8:04:00 AM
Methyl Butyl Ketone	< 0.30	0.30		ppbV	1	1/27/2011 8:04:00 AM
Methyl Ethyl Ketone	1.0	0.30		ppbV	1	1/27/2011 8:04:00 AM
Methyl Isobutyl Ketone	< 0.30	0.30		ppbV	1	1/27/2011 8:04:00 AM
Methyl tert-butyl ether	< 0.15	0.15		ppbV	1	1/27/2011 8:04:00 AM
Methylene chloride	230	48		ppbV	320	1/29/2011 8:07:00 AM
o-Xylene	0.17	0.15		ppbV	1	1/27/2011 8:04:00 AM
Propylene	< 0.15	0.15		ppbV	1	1/27/2011 8:04:00 AM
Styrene	0.13	0.15	J	ppbV	1	1/27/2011 8:04:00 AM
Tetrachloroethylene	< 0.15	0.15		ppbV	1	1/27/2011 8:04:00 AM
Tetrahydrofuran	3.8	0.15		ppbV	1	1/27/2011 8:04:00 AM
Toluene	1.5	1.2		ppbV	8	1/29/2011 7:32:00 AM
trans-1,2-Dichloroethene	0.11	0.15	J	ppbV	1	1/27/2011 8:04:00 AM
trans-1,3-Dichloropropene	< 0.15	0.15		ppbV	1	1/27/2011 8:04:00 AM
Trichloroethene	0.090	0.15	J	ppbV	1	1/27/2011 8:04:00 AM
Vinyl acetate	< 0.15	0.15		ppbV	1	1/27/2011 8:04:00 AM
Vinyl Bromide	< 0.15	0.15		ppbV	1	1/27/2011 8:04:00 AM
Vinyl chloride	< 0.15	0.15		ppbV	1	1/27/2011 8:04:00 AM
Surr: Bromofluorobenzene	100	70-130		%REC	1	1/27/2011 8:04:00 AM

Qualifiers:

**	Reporting Limit	.	Results reported are not blank corrected
B	Analyte detected in the associated Method Blank	E	Value above quantitation range
H	Holding times for preparation or analysis exceeded	J	Analyte detected at or below quantitation limits
JN	Non-routine analyte. Quantitation estimated.	ND	Not Detected at the Reporting Limit
S	Spike Recovery outside accepted recovery limits		

CLIENT:	Arcadis	**Client Sample ID:**	IA-VMP 3B
Lab Order:	C1101035	**Tag Number:**	106,395
Project:	Lockheed Martin NJ001014.0001	**Collection Date:**	1/24/2011
Lab ID:	C1101035-009A	**Matrix:**	AIR

Analyses	Result	**Limit	Qual	Units	DF	Date Analyzed
FIELD PARAMETERS		**FLD**				Analyst:
Lab Vacuum In	-5			"Hg		1/26/2011
Lab Vacuum Out	-30			"Hg		1/26/2011
1UG/M3 W/ 0.25UG/M3 CT-TCE-VC		**TO-15**				Analyst: **LL**
1,1,1-Trichloroethane	< 0.15	0.15		ppbV	1	1/26/2011 6:46:00 PM
1,1,2,2-Tetrachloroethane	< 0.15	0.15		ppbV	1	1/26/2011 6:46:00 PM
1,1,2-Trichloroethane	< 0.15	0.15		ppbV	1	1/26/2011 6:46:00 PM
1,1-Dichloroethane	< 0.15	0.15		ppbV	1	1/26/2011 6:46:00 PM
1,1-Dichloroethene	< 0.15	0.15		ppbV	1	1/26/2011 6:46:00 PM
1,2,4-Trichlorobenzene	< 0.15	0.15		ppbV	1	1/26/2011 6:46:00 PM
1,2,4-Trimethylbenzene	0.26	0.15		ppbV	1	1/26/2011 6:46:00 PM
1,2-Dibromoethane	< 0.15	0.15		ppbV	1	1/26/2011 6:46:00 PM
1,2-Dichlorobenzene	< 0.15	0.15		ppbV	1	1/26/2011 6:46:00 PM
1,2-Dichloroethane	< 0.15	0.15		ppbV	1	1/26/2011 6:46:00 PM
1,2-Dichloropropane	< 0.15	0.15		ppbV	1	1/26/2011 6:46:00 PM
1,3,5-Trimethylbenzene	0.11	0.15	J	ppbV	1	1/26/2011 6:46:00 PM
1,3-butadiene	< 0.15	0.15		ppbV	1	1/26/2011 6:46:00 PM
1,3-Dichlorobenzene	< 0.15	0.15		ppbV	1	1/26/2011 6:46:00 PM
1,4-Dichlorobenzene	0.23	0.15		ppbV	1	1/26/2011 6:46:00 PM
1,4-Dioxane	< 0.30	0.30		ppbV	1	1/26/2011 6:46:00 PM
2,2,4-trimethylpentane	< 0.15	0.15		ppbV	1	1/26/2011 6:46:00 PM
4-ethyltoluene	< 0.15	0.15		ppbV	1	1/26/2011 6:46:00 PM
Acetone	7.7	3.0		ppbV	10	1/28/2011 3:34:00 AM
Allyl chloride	< 0.15	0.15		ppbV	1	1/26/2011 6:46:00 PM
Benzene	0.26	0.15		ppbV	1	1/26/2011 6:46:00 PM
Benzyl chloride	< 0.15	0.15		ppbV	1	1/26/2011 6:46:00 PM
Bromodichloromethane	< 0.15	0.15		ppbV	1	1/26/2011 6:46:00 PM
Bromoform	< 0.15	0.15		ppbV	1	1/26/2011 6:46:00 PM
Bromomethane	< 0.15	0.15		ppbV	1	1/26/2011 6:46:00 PM
Carbon disulfide	< 0.15	0.15		ppbV	1	1/26/2011 6:46:00 PM
Carbon tetrachloride	0.040	0.040		ppbV	1	1/26/2011 6:46:00 PM
Chlorobenzene	< 0.15	0.15		ppbV	1	1/26/2011 6:46:00 PM
Chloroethane	< 0.15	0.15		ppbV	1	1/26/2011 6:46:00 PM
Chloroform	< 0.15	0.15		ppbV	1	1/26/2011 6:46:00 PM
Chloromethane	0.32	0.15		ppbV	1	1/26/2011 6:46:00 PM
cis-1,2-Dichloroethene	< 0.15	0.15		ppbV	1	1/26/2011 6:46:00 PM
cis-1,3-Dichloropropene	< 0.15	0.15		ppbV	1	1/26/2011 6:46:00 PM
Cyclohexane	< 0.15	0.15		ppbV	1	1/26/2011 6:46:00 PM
Dibromochloromethane	< 0.15	0.15		ppbV	1	1/26/2011 6:46:00 PM

Qualifiers:

**	Reporting Limit	.	Results reported are not blank corrected
B	Analyte detected in the associated Method Blank	E	Value above quantitation range
H	Holding times for preparation or analysis exceeded	J	Analyte detected at or below quantitation limits
JN	Non-routine analyte. Quantitation estimated.	ND	Not Detected at the Reporting Limit
S	Spike Recovery outside accepted recovery limits		

CLIENT:	Arcadis	**Client Sample ID:**	IA-VMP 3B
Lab Order:	C1101035	**Tag Number:**	106,395
Project:	Lockheed Martin NJ001014.0001	**Collection Date:**	1/24/2011
Lab ID:	C1101035-009A	**Matrix:**	AIR

Analyses	Result	**Limit	Qual	Units	DF	Date Analyzed
1UG/M3 W/ 0.25UG/M3 CT-TCE-VC		**TO-15**				Analyst: **LL**
Ethyl acetate	< 0.25	0.25		ppbV	1	1/26/2011 6:46:00 PM
Ethylbenzene	0.22	0.15		ppbV	1	1/26/2011 6:46:00 PM
Freon 11	0.22	0.15		ppbV	1	1/26/2011 6:46:00 PM
Freon 113	< 0.15	0.15		ppbV	1	1/26/2011 6:46:00 PM
Freon 114	< 0.15	0.15		ppbV	1	1/26/2011 6:46:00 PM
Freon 12	0.38	0.15		ppbV	1	1/26/2011 6:46:00 PM
Heptane	0.74	0.15		ppbV	1	1/26/2011 6:46:00 PM
Hexachloro-1,3-butadiene	< 0.15	0.15		ppbV	1	1/26/2011 6:46:00 PM
Hexane	0.31	0.15		ppbV	1	1/26/2011 6:46:00 PM
Isopropyl alcohol	84	6.0		ppbV	40	1/28/2011 4:07:00 AM
m&p-Xylene	0.25	0.30	J	ppbV	1	1/26/2011 6:46:00 PM
Methyl Butyl Ketone	< 0.30	0.30		ppbV	1	1/26/2011 6:46:00 PM
Methyl Ethyl Ketone	< 0.30	0.30		ppbV	1	1/26/2011 6:46:00 PM
Methyl Isobutyl Ketone	< 0.30	0.30		ppbV	1	1/26/2011 6:46:00 PM
Methyl tert-butyl ether	< 0.15	0.15		ppbV	1	1/26/2011 6:46:00 PM
Methylene chloride	43	6.0		ppbV	40	1/28/2011 4:07:00 AM
o-Xylene	0.18	0.15		ppbV	1	1/26/2011 6:46:00 PM
Propylene	< 0.15	0.15		ppbV	1	1/26/2011 6:46:00 PM
Styrene	2.0	0.15		ppbV	1	1/26/2011 6:46:00 PM
Tetrachloroethylene	< 0.15	0.15		ppbV	1	1/26/2011 6:46:00 PM
Tetrahydrofuran	< 0.15	0.15		ppbV	1	1/26/2011 6:46:00 PM
Toluene	3.1	1.5		ppbV	10	1/28/2011 3:34:00 AM
trans-1,2-Dichloroethene	< 0.15	0.15		ppbV	1	1/26/2011 6:46:00 PM
trans-1,3-Dichloropropene	< 0.15	0.15		ppbV	1	1/26/2011 6:46:00 PM
Trichloroethene	0.12	0.040		ppbV	1	1/26/2011 6:46:00 PM
Vinyl acetate	< 0.15	0.15		ppbV	1	1/26/2011 6:46:00 PM
Vinyl Bromide	< 0.15	0.15		ppbV	1	1/26/2011 6:46:00 PM
Vinyl chloride	< 0.040	0.040		ppbV	1	1/26/2011 6:46:00 PM
Surr: Bromofluorobenzene	89.0	70-130		%REC	1	1/26/2011 6:46:00 PM

Qualifiers:

**	Reporting Limit	.	Results reported are not blank corrected
B	Analyte detected in the associated Method Blank	E	Value above quantitation range
H	Holding times for preparation or analysis exceeded	J	Analyte detected at or below quantitation limits
JN	Non-routine analyte. Quantitation estimated.	ND	Not Detected at the Reporting Limit
S	Spike Recovery outside accepted recovery limits		

CLIENT:	Arcadis	**Client Sample ID:**	SS-VMP 3B
Lab Order:	C1101035	**Tag Number:**	479,123
Project:	Lockheed Martin NJ001014.0001	**Collection Date:**	1/24/2011
Lab ID:	C1101035-010A	**Matrix:**	AIR

Analyses	Result	**Limit	Qual	Units	DF	Date Analyzed
FIELD PARAMETERS		**FLD**				Analyst:
Lab Vacuum In	-5			"Hg		1/26/2011
Lab Vacuum Out	-30			"Hg		1/26/2011
1UG/M3 BY METHOD TO15		**TO-15**				Analyst: **LL**
1,1,1-Trichloroethane	< 0.15	0.15		ppbV	1	1/27/2011 8:39:00 AM
1,1,2,2-Tetrachloroethane	< 0.15	0.15		ppbV	1	1/27/2011 8:39:00 AM
1,1,2-Trichloroethane	< 0.15	0.15		ppbV	1	1/27/2011 8:39:00 AM
1,1-Dichloroethane	< 0.15	0.15		ppbV	1	1/27/2011 8:39:00 AM
1,1-Dichloroethene	< 0.15	0.15		ppbV	1	1/27/2011 8:39:00 AM
1,2,4-Trichlorobenzene	< 0.15	0.15		ppbV	1	1/27/2011 8:39:00 AM
1,2,4-Trimethylbenzene	0.35	0.15		ppbV	1	1/27/2011 8:39:00 AM
1,2-Dibromoethane	< 0.15	0.15		ppbV	1	1/27/2011 8:39:00 AM
1,2-Dichlorobenzene	< 0.15	0.15		ppbV	1	1/27/2011 8:39:00 AM
1,2-Dichloroethane	< 0.15	0.15		ppbV	1	1/27/2011 8:39:00 AM
1,2-Dichloropropane	< 0.15	0.15		ppbV	1	1/27/2011 8:39:00 AM
1,3,5-Trimethylbenzene	0.16	0.15		ppbV	1	1/27/2011 8:39:00 AM
1,3-butadiene	< 0.15	0.15		ppbV	1	1/27/2011 8:39:00 AM
1,3-Dichlorobenzene	< 0.15	0.15		ppbV	1	1/27/2011 8:39:00 AM
1,4-Dichlorobenzene	0.75	0.15		ppbV	1	1/27/2011 8:39:00 AM
1,4-Dioxane	< 0.30	0.30		ppbV	1	1/27/2011 8:39:00 AM
2,2,4-trimethylpentane	< 0.15	0.15		ppbV	1	1/27/2011 8:39:00 AM
4-ethyltoluene	< 0.15	0.15		ppbV	1	1/27/2011 8:39:00 AM
Acetone	12	3.0		ppbV	10	1/27/2011 9:11:00 AM
Allyl chloride	< 0.15	0.15		ppbV	1	1/27/2011 8:39:00 AM
Benzene	0.31	0.15		ppbV	1	1/27/2011 8:39:00 AM
Benzyl chloride	< 0.15	0.15		ppbV	1	1/27/2011 8:39:00 AM
Bromodichloromethane	< 0.15	0.15		ppbV	1	1/27/2011 8:39:00 AM
Bromoform	< 0.15	0.15		ppbV	1	1/27/2011 8:39:00 AM
Bromomethane	< 0.15	0.15		ppbV	1	1/27/2011 8:39:00 AM
Carbon disulfide	< 0.15	0.15		ppbV	1	1/27/2011 8:39:00 AM
Carbon tetrachloride	0.060	0.15	J	ppbV	1	1/27/2011 8:39:00 AM
Chlorobenzene	< 0.15	0.15		ppbV	1	1/27/2011 8:39:00 AM
Chloroethane	< 0.15	0.15		ppbV	1	1/27/2011 8:39:00 AM
Chloroform	< 0.15	0.15		ppbV	1	1/27/2011 8:39:00 AM
Chloromethane	0.31	0.15		ppbV	1	1/27/2011 8:39:00 AM
cis-1,2-Dichloroethene	< 0.15	0.15		ppbV	1	1/27/2011 8:39:00 AM
cis-1,3-Dichloropropene	< 0.15	0.15		ppbV	1	1/27/2011 8:39:00 AM
Cyclohexane	0.51	0.15		ppbV	1	1/27/2011 8:39:00 AM
Dibromochloromethane	< 0.15	0.15		ppbV	1	1/27/2011 8:39:00 AM

Qualifiers:

**	Reporting Limit	.	Results reported are not blank corrected
B	Analyte detected in the associated Method Blank	E	Value above quantitation range
H	Holding times for preparation or analysis exceeded	J	Analyte detected at or below quantitation limits
JN	Non-routine analyte. Quantitation estimated.	ND	Not Detected at the Reporting Limit
S	Spike Recovery outside accepted recovery limits		

CLIENT:	Arcadis	**Client Sample ID:**	SS-VMP 3B
Lab Order:	C1101035	**Tag Number:**	479,123
Project:	Lockheed Martin NJ001014.0001	**Collection Date:**	1/24/2011
Lab ID:	C1101035-010A	**Matrix:**	AIR

Analyses	Result	**Limit	Qual	Units	DF	Date Analyzed
1UG/M3 BY METHOD TO15		**TO-15**				Analyst: **LL**
Ethyl acetate	< 0.25	0.25		ppbV	1	1/27/2011 8:39:00 AM
Ethylbenzene	0.27	0.15		ppbV	1	1/27/2011 8:39:00 AM
Freon 11	0.23	0.15		ppbV	1	1/27/2011 8:39:00 AM
Freon 113	< 0.15	0.15		ppbV	1	1/27/2011 8:39:00 AM
Freon 114	< 0.15	0.15		ppbV	1	1/27/2011 8:39:00 AM
Freon 12	0.41	0.15		ppbV	1	1/27/2011 8:39:00 AM
Heptane	0.78	0.15		ppbV	1	1/27/2011 8:39:00 AM
Hexachloro-1,3-butadiene	< 0.15	0.15		ppbV	1	1/27/2011 8:39:00 AM
Hexane	0.32	0.15		ppbV	1	1/27/2011 8:39:00 AM
Isopropyl alcohol	120	12		ppbV	80	1/29/2011 9:17:00 AM
m&p-Xylene	0.42	0.30		ppbV	1	1/27/2011 8:39:00 AM
Methyl Butyl Ketone	< 0.30	0.30		ppbV	1	1/27/2011 8:39:00 AM
Methyl Ethyl Ketone	< 0.30	0.30		ppbV	1	1/27/2011 8:39:00 AM
Methyl Isobutyl Ketone	< 0.30	0.30		ppbV	1	1/27/2011 8:39:00 AM
Methyl tert-butyl ether	< 0.15	0.15		ppbV	1	1/27/2011 8:39:00 AM
Methylene chloride	46	6.0		ppbV	40	1/29/2011 8:42:00 AM
o-Xylene	0.25	0.15		ppbV	1	1/27/2011 8:39:00 AM
Propylene	< 0.15	0.15		ppbV	1	1/27/2011 8:39:00 AM
Styrene	1.7	0.15		ppbV	1	1/27/2011 8:39:00 AM
Tetrachloroethylene	< 0.15	0.15		ppbV	1	1/27/2011 8:39:00 AM
Tetrahydrofuran	< 0.15	0.15		ppbV	1	1/27/2011 8:39:00 AM
Toluene	3.0	1.5		ppbV	10	1/27/2011 9:11:00 AM
trans-1,2-Dichloroethene	< 0.15	0.15		ppbV	1	1/27/2011 8:39:00 AM
trans-1,3-Dichloropropene	< 0.15	0.15		ppbV	1	1/27/2011 8:39:00 AM
Trichloroethene	0.11	0.15	J	ppbV	1	1/27/2011 8:39:00 AM
Vinyl acetate	< 0.15	0.15		ppbV	1	1/27/2011 8:39:00 AM
Vinyl Bromide	< 0.15	0.15		ppbV	1	1/27/2011 8:39:00 AM
Vinyl chloride	< 0.15	0.15		ppbV	1	1/27/2011 8:39:00 AM
Surr: Bromofluorobenzene	101	70-130		%REC	1	1/27/2011 8:39:00 AM

Qualifiers:

**	Reporting Limit	.	Results reported are not blank corrected
B	Analyte detected in the associated Method Blank	E	Value above quantitation range
H	Holding times for preparation or analysis exceeded	J	Analyte detected at or below quantitation limits
JN	Non-routine analyte. Quantitation estimated.	ND	Not Detected at the Reporting Limit
S	Spike Recovery outside accepted recovery limits		

CLIENT:	Arcadis	**Client Sample ID:**	SS-VMP 3E
Lab Order:	C1101035	**Tag Number:**	193,405
Project:	Lockheed Martin NJ001014.0001	**Collection Date:**	1/24/2011
Lab ID:	C1101035-011A	**Matrix:**	AIR

Analyses	Result	**Limit	Qual	Units	DF	Date Analyzed
FIELD PARAMETERS		**FLD**				Analyst:
Lab Vacuum In	-11			"Hg		1/26/2011
Lab Vacuum Out	-30			"Hg		1/26/2011
1UG/M3 BY METHOD TO15		**TO-15**				Analyst: **LL**
1,1,1-Trichloroethane	< 0.15	0.15		ppbV	1	1/27/2011 9:46:00 AM
1,1,2,2-Tetrachloroethane	< 0.15	0.15		ppbV	1	1/27/2011 9:46:00 AM
1,1,2-Trichloroethane	< 0.15	0.15		ppbV	1	1/27/2011 9:46:00 AM
1,1-Dichloroethane	< 0.15	0.15		ppbV	1	1/27/2011 9:46:00 AM
1,1-Dichloroethene	< 0.15	0.15		ppbV	1	1/27/2011 9:46:00 AM
1,2,4-Trichlorobenzene	< 0.15	0.15		ppbV	1	1/27/2011 9:46:00 AM
1,2,4-Trimethylbenzene	1.0	0.15		ppbV	1	1/27/2011 9:46:00 AM
1,2-Dibromoethane	< 0.15	0.15		ppbV	1	1/27/2011 9:46:00 AM
1,2-Dichlorobenzene	< 0.15	0.15		ppbV	1	1/27/2011 9:46:00 AM
1,2-Dichloroethane	< 0.15	0.15		ppbV	1	1/27/2011 9:46:00 AM
1,2-Dichloropropane	< 0.15	0.15		ppbV	1	1/27/2011 9:46:00 AM
1,3,5-Trimethylbenzene	0.24	0.15		ppbV	1	1/27/2011 9:46:00 AM
1,3-butadiene	< 0.15	0.15		ppbV	1	1/27/2011 9:46:00 AM
1,3-Dichlorobenzene	< 0.15	0.15		ppbV	1	1/27/2011 9:46:00 AM
1,4-Dichlorobenzene	< 0.15	0.15		ppbV	1	1/27/2011 9:46:00 AM
1,4-Dioxane	< 0.30	0.30		ppbV	1	1/27/2011 9:46:00 AM
2,2,4-trimethylpentane	< 0.15	0.15		ppbV	1	1/27/2011 9:46:00 AM
4-ethyltoluene	0.23	0.15		ppbV	1	1/27/2011 9:46:00 AM
Acetone	2.9	1.5		ppbV	5	1/29/2011 9:52:00 AM
Allyl chloride	< 0.15	0.15		ppbV	1	1/27/2011 9:46:00 AM
Benzene	0.29	0.15		ppbV	1	1/27/2011 9:46:00 AM
Benzyl chloride	< 0.15	0.15		ppbV	1	1/27/2011 9:46:00 AM
Bromodichloromethane	< 0.15	0.15		ppbV	1	1/27/2011 9:46:00 AM
Bromoform	< 0.15	0.15		ppbV	1	1/27/2011 9:46:00 AM
Bromomethane	< 0.15	0.15		ppbV	1	1/27/2011 9:46:00 AM
Carbon disulfide	< 0.15	0.15		ppbV	1	1/27/2011 9:46:00 AM
Carbon tetrachloride	0.060	0.15	J	ppbV	1	1/27/2011 9:46:00 AM
Chlorobenzene	< 0.15	0.15		ppbV	1	1/27/2011 9:46:00 AM
Chloroethane	< 0.15	0.15		ppbV	1	1/27/2011 9:46:00 AM
Chloroform	< 0.15	0.15		ppbV	1	1/27/2011 9:46:00 AM
Chloromethane	0.38	0.15		ppbV	1	1/27/2011 9:46:00 AM
cis-1,2-Dichloroethene	< 0.15	0.15		ppbV	1	1/27/2011 9:46:00 AM
cis-1,3-Dichloropropene	< 0.15	0.15		ppbV	1	1/27/2011 9:46:00 AM
Cyclohexane	< 0.15	0.15		ppbV	1	1/27/2011 9:46:00 AM
Dibromochloromethane	< 0.15	0.15		ppbV	1	1/27/2011 9:46:00 AM

Qualifiers:

**	Reporting Limit	.	Results reported are not blank corrected
B	Analyte detected in the associated Method Blank	E	Value above quantitation range
H	Holding times for preparation or analysis exceeded	J	Analyte detected at or below quantitation limits
JN	Non-routine analyte. Quantitation estimated.	ND	Not Detected at the Reporting Limit
S	Spike Recovery outside accepted recovery limits		

CLIENT:	Arcadis	**Client Sample ID:**	SS-VMP 3E
Lab Order:	C1101035	**Tag Number:**	193,405
Project:	Lockheed Martin NJ001014.0001	**Collection Date:**	1/24/2011
Lab ID:	C1101035-011A	**Matrix:**	AIR

Analyses	Result	**Limit	Qual	Units	DF	Date Analyzed
1UG/M3 BY METHOD TO15		**TO-15**				Analyst: **LL**
Ethyl acetate	< 0.25	0.25		ppbV	1	1/27/2011 9:46:00 AM
Ethylbenzene	0.21	0.15		ppbV	1	1/27/2011 9:46:00 AM
Freon 11	0.24	0.15		ppbV	1	1/27/2011 9:46:00 AM
Freon 113	< 0.15	0.15		ppbV	1	1/27/2011 9:46:00 AM
Freon 114	< 0.15	0.15		ppbV	1	1/27/2011 9:46:00 AM
Freon 12	0.45	0.15		ppbV	1	1/27/2011 9:46:00 AM
Heptane	2.8	0.75		ppbV	5	1/29/2011 9:52:00 AM
Hexachloro-1,3-butadiene	< 0.15	0.15		ppbV	1	1/27/2011 9:46:00 AM
Hexane	0.51	0.15		ppbV	1	1/27/2011 9:46:00 AM
Isopropyl alcohol	6.0	0.75		ppbV	5	1/29/2011 9:52:00 AM
m&p-Xylene	0.47	0.30		ppbV	1	1/27/2011 9:46:00 AM
Methyl Butyl Ketone	< 0.30	0.30		ppbV	1	1/27/2011 9:46:00 AM
Methyl Ethyl Ketone	< 0.30	0.30		ppbV	1	1/27/2011 9:46:00 AM
Methyl Isobutyl Ketone	< 0.30	0.30		ppbV	1	1/27/2011 9:46:00 AM
Methyl tert-butyl ether	< 0.15	0.15		ppbV	1	1/27/2011 9:46:00 AM
Methylene chloride	1.7	0.15		ppbV	1	1/27/2011 9:46:00 AM
o-Xylene	0.14	0.15	J	ppbV	1	1/27/2011 9:46:00 AM
Propylene	< 0.15	0.15		ppbV	1	1/27/2011 9:46:00 AM
Styrene	0.25	0.15		ppbV	1	1/27/2011 9:46:00 AM
Tetrachloroethylene	0.17	0.15		ppbV	1	1/27/2011 9:46:00 AM
Tetrahydrofuran	< 0.15	0.15		ppbV	1	1/27/2011 9:46:00 AM
Toluene	1.5	0.15		ppbV	1	1/27/2011 9:46:00 AM
trans-1,2-Dichloroethene	< 0.15	0.15		ppbV	1	1/27/2011 9:46:00 AM
trans-1,3-Dichloropropene	< 0.15	0.15		ppbV	1	1/27/2011 9:46:00 AM
Trichloroethene	0.24	0.15		ppbV	1	1/27/2011 9:46:00 AM
Vinyl acetate	< 0.15	0.15		ppbV	1	1/27/2011 9:46:00 AM
Vinyl Bromide	< 0.15	0.15		ppbV	1	1/27/2011 9:46:00 AM
Vinyl chloride	< 0.15	0.15		ppbV	1	1/27/2011 9:46:00 AM
Surr: Bromofluorobenzene	98.0	70-130		%REC	1	1/27/2011 9:46:00 AM

Qualifiers:

**	Reporting Limit	.	Results reported are not blank corrected
B	Analyte detected in the associated Method Blank	E	Value above quantitation range
H	Holding times for preparation or analysis exceeded	J	Analyte detected at or below quantitation limits
JN	Non-routine analyte. Quantitation estimated.	ND	Not Detected at the Reporting Limit
S	Spike Recovery outside accepted recovery limits		

CLIENT:	Arcadis	**Client Sample ID:**	IA-VMP 3E
Lab Order:	C1101035	**Tag Number:**	422,56
Project:	Lockheed Martin NJ001014.0001	**Collection Date:**	1/24/2011
Lab ID:	C1101035-012A	**Matrix:**	AIR

Analyses	Result	**Limit	Qual	Units	DF	Date Analyzed
FIELD PARAMETERS		**FLD**				Analyst:
Lab Vacuum In	-6			"Hg		1/26/2011
Lab Vacuum Out	-30			"Hg		1/26/2011
1UG/M3 W/ 0.25UG/M3 CT-TCE-VC		**TO-15**				Analyst: **LL**
1,1,1-Trichloroethane	< 0.15	0.15		ppbV	1	1/26/2011 7:21:00 PM
1,1,2,2-Tetrachloroethane	< 0.15	0.15		ppbV	1	1/26/2011 7:21:00 PM
1,1,2-Trichloroethane	< 0.15	0.15		ppbV	1	1/26/2011 7:21:00 PM
1,1-Dichloroethane	< 0.15	0.15		ppbV	1	1/26/2011 7:21:00 PM
1,1-Dichloroethene	< 0.15	0.15		ppbV	1	1/26/2011 7:21:00 PM
1,2,4-Trichlorobenzene	< 0.15	0.15		ppbV	1	1/26/2011 7:21:00 PM
1,2,4-Trimethylbenzene	0.77	0.15		ppbV	1	1/26/2011 7:21:00 PM
1,2-Dibromoethane	< 0.15	0.15		ppbV	1	1/26/2011 7:21:00 PM
1,2-Dichlorobenzene	< 0.15	0.15		ppbV	1	1/26/2011 7:21:00 PM
1,2-Dichloroethane	< 0.15	0.15		ppbV	1	1/26/2011 7:21:00 PM
1,2-Dichloropropane	< 0.15	0.15		ppbV	1	1/26/2011 7:21:00 PM
1,3,5-Trimethylbenzene	0.16	0.15		ppbV	1	1/26/2011 7:21:00 PM
1,3-butadiene	< 0.15	0.15		ppbV	1	1/26/2011 7:21:00 PM
1,3-Dichlorobenzene	< 0.15	0.15		ppbV	1	1/26/2011 7:21:00 PM
1,4-Dichlorobenzene	< 0.15	0.15		ppbV	1	1/26/2011 7:21:00 PM
1,4-Dioxane	< 0.30	0.30		ppbV	1	1/26/2011 7:21:00 PM
2,2,4-trimethylpentane	< 0.15	0.15		ppbV	1	1/26/2011 7:21:00 PM
4-ethyltoluene	0.16	0.15		ppbV	1	1/26/2011 7:21:00 PM
Acetone	2.7	1.5		ppbV	5	1/28/2011 4:39:00 AM
Allyl chloride	< 0.15	0.15		ppbV	1	1/26/2011 7:21:00 PM
Benzene	0.27	0.15		ppbV	1	1/26/2011 7:21:00 PM
Benzyl chloride	< 0.15	0.15		ppbV	1	1/26/2011 7:21:00 PM
Bromodichloromethane	< 0.15	0.15		ppbV	1	1/26/2011 7:21:00 PM
Bromoform	< 0.15	0.15		ppbV	1	1/26/2011 7:21:00 PM
Bromomethane	< 0.15	0.15		ppbV	1	1/26/2011 7:21:00 PM
Carbon disulfide	< 0.15	0.15		ppbV	1	1/26/2011 7:21:00 PM
Carbon tetrachloride	0.050	0.040		ppbV	1	1/26/2011 7:21:00 PM
Chlorobenzene	< 0.15	0.15		ppbV	1	1/26/2011 7:21:00 PM
Chloroethane	< 0.15	0.15		ppbV	1	1/26/2011 7:21:00 PM
Chloroform	< 0.15	0.15		ppbV	1	1/26/2011 7:21:00 PM
Chloromethane	0.29	0.15		ppbV	1	1/26/2011 7:21:00 PM
cis-1,2-Dichloroethene	< 0.15	0.15		ppbV	1	1/26/2011 7:21:00 PM
cis-1,3-Dichloropropene	< 0.15	0.15		ppbV	1	1/26/2011 7:21:00 PM
Cyclohexane	< 0.15	0.15		ppbV	1	1/26/2011 7:21:00 PM
Dibromochloromethane	< 0.15	0.15		ppbV	1	1/26/2011 7:21:00 PM

Qualifiers:

**	Reporting Limit	.	Results reported are not blank corrected
B	Analyte detected in the associated Method Blank	E	Value above quantitation range
H	Holding times for preparation or analysis exceeded	J	Analyte detected at or below quantitation limits
JN	Non-routine analyte. Quantitation estimated.	ND	Not Detected at the Reporting Limit
S	Spike Recovery outside accepted recovery limits		

CLIENT:	Arcadis	**Client Sample ID:**	IA-VMP 3E
Lab Order:	C1101035	**Tag Number:**	422,56
Project:	Lockheed Martin NJ001014.0001	**Collection Date:**	1/24/2011
Lab ID:	C1101035-012A	**Matrix:**	AIR

Analyses	Result	**Limit	Qual	Units	DF	Date Analyzed
1UG/M3 W/ 0.25UG/M3 CT-TCE-VC		**TO-15**				Analyst: **LL**
Ethyl acetate	< 0.25	0.25		ppbV	1	1/26/2011 7:21:00 PM
Ethylbenzene	0.18	0.15		ppbV	1	1/26/2011 7:21:00 PM
Freon 11	0.18	0.15		ppbV	1	1/26/2011 7:21:00 PM
Freon 113	< 0.15	0.15		ppbV	1	1/26/2011 7:21:00 PM
Freon 114	< 0.15	0.15		ppbV	1	1/26/2011 7:21:00 PM
Freon 12	0.37	0.15		ppbV	1	1/26/2011 7:21:00 PM
Heptane	5.0	0.75		ppbV	5	1/28/2011 4:39:00 AM
Hexachloro-1,3-butadiene	< 0.15	0.15		ppbV	1	1/26/2011 7:21:00 PM
Hexane	0.40	0.15		ppbV	1	1/26/2011 7:21:00 PM
Isopropyl alcohol	7.4	0.75		ppbV	5	1/28/2011 4:39:00 AM
m&p-Xylene	0.36	0.30		ppbV	1	1/26/2011 7:21:00 PM
Methyl Butyl Ketone	< 0.30	0.30		ppbV	1	1/26/2011 7:21:00 PM
Methyl Ethyl Ketone	< 0.30	0.30		ppbV	1	1/26/2011 7:21:00 PM
Methyl Isobutyl Ketone	< 0.30	0.30		ppbV	1	1/26/2011 7:21:00 PM
Methyl tert-butyl ether	< 0.15	0.15		ppbV	1	1/26/2011 7:21:00 PM
Methylene chloride	2.8	0.75		ppbV	5	1/28/2011 4:39:00 AM
o-Xylene	0.15	0.15		ppbV	1	1/26/2011 7:21:00 PM
Propylene	< 0.15	0.15		ppbV	1	1/26/2011 7:21:00 PM
Styrene	0.49	0.15		ppbV	1	1/26/2011 7:21:00 PM
Tetrachloroethylene	0.10	0.15	J	ppbV	1	1/26/2011 7:21:00 PM
Tetrahydrofuran	< 0.15	0.15		ppbV	1	1/26/2011 7:21:00 PM
Toluene	1.5	0.15		ppbV	1	1/26/2011 7:21:00 PM
trans-1,2-Dichloroethene	< 0.15	0.15		ppbV	1	1/26/2011 7:21:00 PM
trans-1,3-Dichloropropene	< 0.15	0.15		ppbV	1	1/26/2011 7:21:00 PM
Trichloroethene	0.23	0.040		ppbV	1	1/26/2011 7:21:00 PM
Vinyl acetate	< 0.15	0.15		ppbV	1	1/26/2011 7:21:00 PM
Vinyl Bromide	< 0.15	0.15		ppbV	1	1/26/2011 7:21:00 PM
Vinyl chloride	< 0.040	0.040		ppbV	1	1/26/2011 7:21:00 PM
Surr: Bromofluorobenzene	92.0	70-130		%REC	1	1/26/2011 7:21:00 PM

Qualifiers:

**	Reporting Limit	.	Results reported are not blank corrected
B	Analyte detected in the associated Method Blank	E	Value above quantitation range
H	Holding times for preparation or analysis exceeded	J	Analyte detected at or below quantitation limits
JN	Non-routine analyte. Quantitation estimated.	ND	Not Detected at the Reporting Limit
S	Spike Recovery outside accepted recovery limits		

CLIENT:	Arcadis	**Client Sample ID:**	SS-VMP 5B
Lab Order:	C1101035	**Tag Number:**	418,277
Project:	Lockheed Martin NJ001014.0001	**Collection Date:**	1/25/2011
Lab ID:	C1101035-013A	**Matrix:**	AIR

Analyses	Result	**Limit	Qual	Units	DF	Date Analyzed
FIELD PARAMETERS		**FLD**				Analyst:
Lab Vacuum In	-5			"Hg		1/26/2011
Lab Vacuum Out	-30			"Hg		1/26/2011
1UG/M3 BY METHOD TO15		**TO-15**				Analyst: **LL**
1,1,1-Trichloroethane	< 0.15	0.15		ppbV	1	1/27/2011 5:33:00 PM
1,1,2,2-Tetrachloroethane	< 0.15	0.15		ppbV	1	1/27/2011 5:33:00 PM
1,1,2-Trichloroethane	< 0.15	0.15		ppbV	1	1/27/2011 5:33:00 PM
1,1-Dichloroethane	< 0.15	0.15		ppbV	1	1/27/2011 5:33:00 PM
1,1-Dichloroethene	< 0.15	0.15		ppbV	1	1/27/2011 5:33:00 PM
1,2,4-Trichlorobenzene	< 0.15	0.15		ppbV	1	1/27/2011 5:33:00 PM
1,2,4-Trimethylbenzene	0.21	0.15		ppbV	1	1/27/2011 5:33:00 PM
1,2-Dibromoethane	< 0.15	0.15		ppbV	1	1/27/2011 5:33:00 PM
1,2-Dichlorobenzene	< 0.15	0.15		ppbV	1	1/27/2011 5:33:00 PM
1,2-Dichloroethane	< 0.15	0.15		ppbV	1	1/27/2011 5:33:00 PM
1,2-Dichloropropane	< 0.15	0.15		ppbV	1	1/27/2011 5:33:00 PM
1,3,5-Trimethylbenzene	< 0.15	0.15		ppbV	1	1/27/2011 5:33:00 PM
1,3-butadiene	< 0.15	0.15		ppbV	1	1/27/2011 5:33:00 PM
1,3-Dichlorobenzene	< 0.15	0.15		ppbV	1	1/27/2011 5:33:00 PM
1,4-Dichlorobenzene	0.63	0.15		ppbV	1	1/27/2011 5:33:00 PM
1,4-Dioxane	< 0.30	0.30		ppbV	1	1/27/2011 5:33:00 PM
2,2,4-trimethylpentane	< 0.15	0.15		ppbV	1	1/27/2011 5:33:00 PM
4-ethyltoluene	< 0.15	0.15		ppbV	1	1/27/2011 5:33:00 PM
Acetone	8.0	2.4		ppbV	8	1/28/2011 5:53:00 PM
Allyl chloride	< 0.15	0.15		ppbV	1	1/27/2011 5:33:00 PM
Benzene	0.27	0.15		ppbV	1	1/27/2011 5:33:00 PM
Benzyl chloride	< 0.15	0.15		ppbV	1	1/27/2011 5:33:00 PM
Bromodichloromethane	< 0.15	0.15		ppbV	1	1/27/2011 5:33:00 PM
Bromoform	< 0.15	0.15		ppbV	1	1/27/2011 5:33:00 PM
Bromomethane	< 0.15	0.15		ppbV	1	1/27/2011 5:33:00 PM
Carbon disulfide	0.29	0.15		ppbV	1	1/27/2011 5:33:00 PM
Carbon tetrachloride	0.050	0.15	J	ppbV	1	1/27/2011 5:33:00 PM
Chlorobenzene	< 0.15	0.15		ppbV	1	1/27/2011 5:33:00 PM
Chloroethane	< 0.15	0.15		ppbV	1	1/27/2011 5:33:00 PM
Chloroform	< 0.15	0.15		ppbV	1	1/27/2011 5:33:00 PM
Chloromethane	0.31	0.15		ppbV	1	1/27/2011 5:33:00 PM
cis-1,2-Dichloroethene	< 0.15	0.15		ppbV	1	1/27/2011 5:33:00 PM
cis-1,3-Dichloropropene	< 0.15	0.15		ppbV	1	1/27/2011 5:33:00 PM
Cyclohexane	0.32	0.15		ppbV	1	1/27/2011 5:33:00 PM
Dibromochloromethane	< 0.15	0.15		ppbV	1	1/27/2011 5:33:00 PM

Qualifiers:

**	Reporting Limit	.	Results reported are not blank corrected
B	Analyte detected in the associated Method Blank	E	Value above quantitation range
H	Holding times for preparation or analysis exceeded	J	Analyte detected at or below quantitation limits
JN	Non-routine analyte. Quantitation estimated.	ND	Not Detected at the Reporting Limit
S	Spike Recovery outside accepted recovery limits		

CLIENT:	Arcadis	**Client Sample ID:**	SS-VMP 5B
Lab Order:	C1101035	**Tag Number:**	418,277
Project:	Lockheed Martin NJ001014.0001	**Collection Date:**	1/25/2011
Lab ID:	C1101035-013A	**Matrix:**	AIR

Analyses	Result	**Limit	Qual	Units	DF	Date Analyzed
1UG/M3 BY METHOD TO15		**TO-15**				Analyst: **LL**
Ethyl acetate	< 0.25	0.25		ppbV	1	1/27/2011 5:33:00 PM
Ethylbenzene	0.11	0.15	J	ppbV	1	1/27/2011 5:33:00 PM
Freon 11	0.22	0.15		ppbV	1	1/27/2011 5:33:00 PM
Freon 113	0.11	0.15	J	ppbV	1	1/27/2011 5:33:00 PM
Freon 114	< 0.15	0.15		ppbV	1	1/27/2011 5:33:00 PM
Freon 12	0.41	0.15		ppbV	1	1/27/2011 5:33:00 PM
Heptane	0.27	0.15		ppbV	1	1/27/2011 5:33:00 PM
Hexachloro-1,3-butadiene	< 0.15	0.15		ppbV	1	1/27/2011 5:33:00 PM
Hexane	0.33	0.15		ppbV	1	1/27/2011 5:33:00 PM
Isopropyl alcohol	190	24		ppbV	160	1/28/2011 6:27:00 PM
m&p-Xylene	0.27	0.30	J	ppbV	1	1/27/2011 5:33:00 PM
Methyl Butyl Ketone	< 0.30	0.30		ppbV	1	1/27/2011 5:33:00 PM
Methyl Ethyl Ketone	< 0.30	0.30		ppbV	1	1/27/2011 5:33:00 PM
Methyl Isobutyl Ketone	< 0.30	0.30		ppbV	1	1/27/2011 5:33:00 PM
Methyl tert-butyl ether	< 0.15	0.15		ppbV	1	1/27/2011 5:33:00 PM
Methylene chloride	90	24		ppbV	160	1/28/2011 6:27:00 PM
o-Xylene	< 0.15	0.15		ppbV	1	1/27/2011 5:33:00 PM
Propylene	< 0.15	0.15		ppbV	1	1/27/2011 5:33:00 PM
Styrene	< 0.15	0.15		ppbV	1	1/27/2011 5:33:00 PM
Tetrachloroethylene	< 0.15	0.15		ppbV	1	1/27/2011 5:33:00 PM
Tetrahydrofuran	1.6	0.15		ppbV	1	1/27/2011 5:33:00 PM
Toluene	1.1	0.15		ppbV	1	1/27/2011 5:33:00 PM
trans-1,2-Dichloroethene	< 0.15	0.15		ppbV	1	1/27/2011 5:33:00 PM
trans-1,3-Dichloropropene	< 0.15	0.15		ppbV	1	1/27/2011 5:33:00 PM
Trichloroethene	0.050	0.15	J	ppbV	1	1/27/2011 5:33:00 PM
Vinyl acetate	< 0.15	0.15		ppbV	1	1/27/2011 5:33:00 PM
Vinyl Bromide	< 0.15	0.15		ppbV	1	1/27/2011 5:33:00 PM
Vinyl chloride	< 0.15	0.15		ppbV	1	1/27/2011 5:33:00 PM
Surr: Bromofluorobenzene	88.0	70-130		%REC	1	1/27/2011 5:33:00 PM

Qualifiers:

**	Reporting Limit	.	Results reported are not blank corrected
B	Analyte detected in the associated Method Blank	E	Value above quantitation range
H	Holding times for preparation or analysis exceeded	J	Analyte detected at or below quantitation limits
JN	Non-routine analyte. Quantitation estimated.	ND	Not Detected at the Reporting Limit
S	Spike Recovery outside accepted recovery limits		

CLIENT:	Arcadis	**Client Sample ID:**	SS-VMP 3A
Lab Order:	C1101035	**Tag Number:**	463,399
Project:	Lockheed Martin NJ001014.0001	**Collection Date:**	1/25/2011
Lab ID:	C1101035-014A	**Matrix:**	AIR

Analyses	Result	**Limit	Qual	Units	DF	Date Analyzed
FIELD PARAMETERS		**FLD**				Analyst:
Lab Vacuum In	-5			"Hg		1/26/2011
Lab Vacuum Out	-30			"Hg		1/26/2011
1UG/M3 BY METHOD TO15		**TO-15**				Analyst: **LL**
1,1,1-Trichloroethane	< 0.15	0.15		ppbV	1	1/27/2011 6:06:00 PM
1,1,2,2-Tetrachloroethane	< 0.15	0.15		ppbV	1	1/27/2011 6:06:00 PM
1,1,2-Trichloroethane	< 0.15	0.15		ppbV	1	1/27/2011 6:06:00 PM
1,1-Dichloroethane	< 0.15	0.15		ppbV	1	1/27/2011 6:06:00 PM
1,1-Dichloroethene	< 0.15	0.15		ppbV	1	1/27/2011 6:06:00 PM
1,2,4-Trichlorobenzene	< 0.15	0.15		ppbV	1	1/27/2011 6:06:00 PM
1,2,4-Trimethylbenzene	0.21	0.15		ppbV	1	1/27/2011 6:06:00 PM
1,2-Dibromoethane	< 0.15	0.15		ppbV	1	1/27/2011 6:06:00 PM
1,2-Dichlorobenzene	< 0.15	0.15		ppbV	1	1/27/2011 6:06:00 PM
1,2-Dichloroethane	< 0.15	0.15		ppbV	1	1/27/2011 6:06:00 PM
1,2-Dichloropropane	< 0.15	0.15		ppbV	1	1/27/2011 6:06:00 PM
1,3,5-Trimethylbenzene	< 0.15	0.15		ppbV	1	1/27/2011 6:06:00 PM
1,3-butadiene	< 0.15	0.15		ppbV	1	1/27/2011 6:06:00 PM
1,3-Dichlorobenzene	< 0.15	0.15		ppbV	1	1/27/2011 6:06:00 PM
1,4-Dichlorobenzene	0.72	0.15		ppbV	1	1/27/2011 6:06:00 PM
1,4-Dioxane	< 0.30	0.30		ppbV	1	1/27/2011 6:06:00 PM
2,2,4-trimethylpentane	< 0.15	0.15		ppbV	1	1/27/2011 6:06:00 PM
4-ethyltoluene	< 0.15	0.15		ppbV	1	1/27/2011 6:06:00 PM
Acetone	9.0	2.4		ppbV	8	1/28/2011 7:01:00 PM
Allyl chloride	< 0.15	0.15		ppbV	1	1/27/2011 6:06:00 PM
Benzene	0.26	0.15		ppbV	1	1/27/2011 6:06:00 PM
Benzyl chloride	< 0.15	0.15		ppbV	1	1/27/2011 6:06:00 PM
Bromodichloromethane	< 0.15	0.15		ppbV	1	1/27/2011 6:06:00 PM
Bromoform	< 0.15	0.15		ppbV	1	1/27/2011 6:06:00 PM
Bromomethane	< 0.15	0.15		ppbV	1	1/27/2011 6:06:00 PM
Carbon disulfide	< 0.15	0.15		ppbV	1	1/27/2011 6:06:00 PM
Carbon tetrachloride	0.060	0.15	J	ppbV	1	1/27/2011 6:06:00 PM
Chlorobenzene	< 0.15	0.15		ppbV	1	1/27/2011 6:06:00 PM
Chloroethane	< 0.15	0.15		ppbV	1	1/27/2011 6:06:00 PM
Chloroform	< 0.15	0.15		ppbV	1	1/27/2011 6:06:00 PM
Chloromethane	0.32	0.15		ppbV	1	1/27/2011 6:06:00 PM
cis-1,2-Dichloroethene	< 0.15	0.15		ppbV	1	1/27/2011 6:06:00 PM
cis-1,3-Dichloropropene	< 0.15	0.15		ppbV	1	1/27/2011 6:06:00 PM
Cyclohexane	0.42	0.15		ppbV	1	1/27/2011 6:06:00 PM
Dibromochloromethane	< 0.15	0.15		ppbV	1	1/27/2011 6:06:00 PM

Qualifiers:

**	Reporting Limit	.	Results reported are not blank corrected
B	Analyte detected in the associated Method Blank	E	Value above quantitation range
H	Holding times for preparation or analysis exceeded	J	Analyte detected at or below quantitation limits
JN	Non-routine analyte. Quantitation estimated.	ND	Not Detected at the Reporting Limit
S	Spike Recovery outside accepted recovery limits		

CLIENT:	Arcadis	**Client Sample ID:**	SS-VMP 3A
Lab Order:	C1101035	**Tag Number:**	463,399
Project:	Lockheed Martin NJ001014.0001	**Collection Date:**	1/25/2011
Lab ID:	C1101035-014A	**Matrix:**	AIR

Analyses	Result	**Limit	Qual	Units	DF	Date Analyzed
1UG/M3 BY METHOD TO15		**TO-15**				Analyst: **LL**
Ethyl acetate	0.34	0.25		ppbV	1	1/27/2011 6:06:00 PM
Ethylbenzene	< 0.15	0.15		ppbV	1	1/27/2011 6:06:00 PM
Freon 11	0.21	0.15		ppbV	1	1/27/2011 6:06:00 PM
Freon 113	0.10	0.15	J	ppbV	1	1/27/2011 6:06:00 PM
Freon 114	< 0.15	0.15		ppbV	1	1/27/2011 6:06:00 PM
Freon 12	0.39	0.15		ppbV	1	1/27/2011 6:06:00 PM
Heptane	0.33	0.15		ppbV	1	1/27/2011 6:06:00 PM
Hexachloro-1,3-butadiene	< 0.15	0.15		ppbV	1	1/27/2011 6:06:00 PM
Hexane	0.27	0.15		ppbV	1	1/27/2011 6:06:00 PM
Isopropyl alcohol	200	24		ppbV	160	1/28/2011 7:35:00 PM
m&p-Xylene	0.30	0.30		ppbV	1	1/27/2011 6:06:00 PM
Methyl Butyl Ketone	< 0.30	0.30		ppbV	1	1/27/2011 6:06:00 PM
Methyl Ethyl Ketone	< 0.30	0.30		ppbV	1	1/27/2011 6:06:00 PM
Methyl Isobutyl Ketone	< 0.30	0.30		ppbV	1	1/27/2011 6:06:00 PM
Methyl tert-butyl ether	< 0.15	0.15		ppbV	1	1/27/2011 6:06:00 PM
Methylene chloride	110	24		ppbV	160	1/28/2011 7:35:00 PM
o-Xylene	< 0.15	0.15		ppbV	1	1/27/2011 6:06:00 PM
Propylene	< 0.15	0.15		ppbV	1	1/27/2011 6:06:00 PM
Styrene	< 0.15	0.15		ppbV	1	1/27/2011 6:06:00 PM
Tetrachloroethylene	< 0.15	0.15		ppbV	1	1/27/2011 6:06:00 PM
Tetrahydrofuran	2.0	0.15		ppbV	1	1/27/2011 6:06:00 PM
Toluene	1.7	0.15		ppbV	1	1/27/2011 6:06:00 PM
trans-1,2-Dichloroethene	< 0.15	0.15		ppbV	1	1/27/2011 6:06:00 PM
trans-1,3-Dichloropropene	< 0.15	0.15		ppbV	1	1/27/2011 6:06:00 PM
Trichloroethene	0.060	0.15	J	ppbV	1	1/27/2011 6:06:00 PM
Vinyl acetate	< 0.15	0.15		ppbV	1	1/27/2011 6:06:00 PM
Vinyl Bromide	< 0.15	0.15		ppbV	1	1/27/2011 6:06:00 PM
Vinyl chloride	< 0.15	0.15		ppbV	1	1/27/2011 6:06:00 PM
Surr: Bromofluorobenzene	88.0	70-130		%REC	1	1/27/2011 6:06:00 PM

Qualifiers:

**	Reporting Limit	.	Results reported are not blank corrected
B	Analyte detected in the associated Method Blank	E	Value above quantitation range
H	Holding times for preparation or analysis exceeded	J	Analyte detected at or below quantitation limits
JN	Non-routine analyte. Quantitation estimated.	ND	Not Detected at the Reporting Limit
S	Spike Recovery outside accepted recovery limits		

CLIENT:	Arcadis	**Client Sample ID:**	IA-VMP 3A
Lab Order:	C1101035	**Tag Number:**	544,278
Project:	Lockheed Martin NJ001014.0001	**Collection Date:**	1/25/2011
Lab ID:	C1101035-015A	**Matrix:**	AIR

Analyses	Result	**Limit	Qual	Units	DF	Date Analyzed
FIELD PARAMETERS		**FLD**				Analyst:
Lab Vacuum In	-5			"Hg		1/26/2011
Lab Vacuum Out	-30			"Hg		1/26/2011
1UG/M3 W/ 0.25UG/M3 CT-TCE-VC		**TO-15**				Analyst: **LL**
1,1,1-Trichloroethane	< 0.15	0.15		ppbV	1	1/26/2011 7:56:00 PM
1,1,2,2-Tetrachloroethane	< 0.15	0.15		ppbV	1	1/26/2011 7:56:00 PM
1,1,2-Trichloroethane	< 0.15	0.15		ppbV	1	1/26/2011 7:56:00 PM
1,1-Dichloroethane	< 0.15	0.15		ppbV	1	1/26/2011 7:56:00 PM
1,1-Dichloroethene	< 0.15	0.15		ppbV	1	1/26/2011 7:56:00 PM
1,2,4-Trichlorobenzene	< 0.15	0.15		ppbV	1	1/26/2011 7:56:00 PM
1,2,4-Trimethylbenzene	0.26	0.15		ppbV	1	1/26/2011 7:56:00 PM
1,2-Dibromoethane	< 0.15	0.15		ppbV	1	1/26/2011 7:56:00 PM
1,2-Dichlorobenzene	< 0.15	0.15		ppbV	1	1/26/2011 7:56:00 PM
1,2-Dichloroethane	< 0.15	0.15		ppbV	1	1/26/2011 7:56:00 PM
1,2-Dichloropropane	< 0.15	0.15		ppbV	1	1/26/2011 7:56:00 PM
1,3,5-Trimethylbenzene	0.10	0.15	J	ppbV	1	1/26/2011 7:56:00 PM
1,3-butadiene	< 0.15	0.15		ppbV	1	1/26/2011 7:56:00 PM
1,3-Dichlorobenzene	< 0.15	0.15		ppbV	1	1/26/2011 7:56:00 PM
1,4-Dichlorobenzene	0.61	0.15		ppbV	1	1/26/2011 7:56:00 PM
1,4-Dioxane	< 0.30	0.30		ppbV	1	1/26/2011 7:56:00 PM
2,2,4-trimethylpentane	< 0.15	0.15		ppbV	1	1/26/2011 7:56:00 PM
4-ethyltoluene	< 0.15	0.15		ppbV	1	1/26/2011 7:56:00 PM
Acetone	14	2.4		ppbV	8	1/28/2011 5:47:00 AM
Allyl chloride	< 0.15	0.15		ppbV	1	1/26/2011 7:56:00 PM
Benzene	0.27	0.15		ppbV	1	1/26/2011 7:56:00 PM
Benzyl chloride	< 0.15	0.15		ppbV	1	1/26/2011 7:56:00 PM
Bromodichloromethane	< 0.15	0.15		ppbV	1	1/26/2011 7:56:00 PM
Bromoform	< 0.15	0.15		ppbV	1	1/26/2011 7:56:00 PM
Bromomethane	< 0.15	0.15		ppbV	1	1/26/2011 7:56:00 PM
Carbon disulfide	< 0.15	0.15		ppbV	1	1/26/2011 7:56:00 PM
Carbon tetrachloride	0.040	0.040		ppbV	1	1/26/2011 7:56:00 PM
Chlorobenzene	< 0.15	0.15		ppbV	1	1/26/2011 7:56:00 PM
Chloroethane	< 0.15	0.15		ppbV	1	1/26/2011 7:56:00 PM
Chloroform	< 0.15	0.15		ppbV	1	1/26/2011 7:56:00 PM
Chloromethane	0.45	0.15		ppbV	1	1/26/2011 7:56:00 PM
cis-1,2-Dichloroethene	< 0.15	0.15		ppbV	1	1/26/2011 7:56:00 PM
cis-1,3-Dichloropropene	< 0.15	0.15		ppbV	1	1/26/2011 7:56:00 PM
Cyclohexane	0.40	0.15		ppbV	1	1/26/2011 7:56:00 PM
Dibromochloromethane	< 0.15	0.15		ppbV	1	1/26/2011 7:56:00 PM

Qualifiers:

**	Reporting Limit	.	Results reported are not blank corrected
B	Analyte detected in the associated Method Blank	E	Value above quantitation range
H	Holding times for preparation or analysis exceeded	J	Analyte detected at or below quantitation limits
JN	Non-routine analyte. Quantitation estimated.	ND	Not Detected at the Reporting Limit
S	Spike Recovery outside accepted recovery limits		

CLIENT:	Arcadis	**Client Sample ID:**	IA-VMP 3A
Lab Order:	C1101035	**Tag Number:**	544,278
Project:	Lockheed Martin NJ001014.0001	**Collection Date:**	1/25/2011
Lab ID:	C1101035-015A	**Matrix:**	AIR

Analyses	Result	**Limit	Qual	Units	DF	Date Analyzed
1UG/M3 W/ 0.25UG/M3 CT-TCE-VC		**TO-15**				Analyst: **LL**
Ethyl acetate	0.28	0.25		ppbV	1	1/26/2011 7:56:00 PM
Ethylbenzene	< 0.15	0.15		ppbV	1	1/26/2011 7:56:00 PM
Freon 11	0.25	0.15		ppbV	1	1/26/2011 7:56:00 PM
Freon 113	< 0.15	0.15		ppbV	1	1/26/2011 7:56:00 PM
Freon 114	< 0.15	0.15		ppbV	1	1/26/2011 7:56:00 PM
Freon 12	0.50	0.15		ppbV	1	1/26/2011 7:56:00 PM
Heptane	0.40	0.15		ppbV	1	1/26/2011 7:56:00 PM
Hexachloro-1,3-butadiene	< 0.15	0.15		ppbV	1	1/26/2011 7:56:00 PM
Hexane	0.48	0.15		ppbV	1	1/26/2011 7:56:00 PM
Isopropyl alcohol	240	48		ppbV	320	1/28/2011 5:12:00 AM
m&p-Xylene	0.30	0.30		ppbV	1	1/26/2011 7:56:00 PM
Methyl Butyl Ketone	< 0.30	0.30		ppbV	1	1/26/2011 7:56:00 PM
Methyl Ethyl Ketone	1.4	0.30		ppbV	1	1/26/2011 7:56:00 PM
Methyl Isobutyl Ketone	< 0.30	0.30		ppbV	1	1/26/2011 7:56:00 PM
Methyl tert-butyl ether	< 0.15	0.15		ppbV	1	1/26/2011 7:56:00 PM
Methylene chloride	150	48		ppbV	320	1/28/2011 5:12:00 AM
o-Xylene	0.10	0.15	J	ppbV	1	1/26/2011 7:56:00 PM
Propylene	< 0.15	0.15		ppbV	1	1/26/2011 7:56:00 PM
Styrene	< 0.15	0.15		ppbV	1	1/26/2011 7:56:00 PM
Tetrachloroethylene	< 0.15	0.15		ppbV	1	1/26/2011 7:56:00 PM
Tetrahydrofuran	3.1	0.15		ppbV	1	1/26/2011 7:56:00 PM
Toluene	1.4	1.2		ppbV	8	1/28/2011 5:47:00 AM
trans-1,2-Dichloroethene	< 0.15	0.15		ppbV	1	1/26/2011 7:56:00 PM
trans-1,3-Dichloropropene	< 0.15	0.15		ppbV	1	1/26/2011 7:56:00 PM
Trichloroethene	0.10	0.040		ppbV	1	1/26/2011 7:56:00 PM
Vinyl acetate	< 0.15	0.15		ppbV	1	1/26/2011 7:56:00 PM
Vinyl Bromide	< 0.15	0.15		ppbV	1	1/26/2011 7:56:00 PM
Vinyl chloride	< 0.040	0.040		ppbV	1	1/26/2011 7:56:00 PM
Surr: Bromofluorobenzene	88.0	70-130		%REC	1	1/26/2011 7:56:00 PM

Qualifiers:

**	Reporting Limit	.	Results reported are not blank corrected
B	Analyte detected in the associated Method Blank	E	Value above quantitation range
H	Holding times for preparation or analysis exceeded	J	Analyte detected at or below quantitation limits
JN	Non-routine analyte. Quantitation estimated.	ND	Not Detected at the Reporting Limit
S	Spike Recovery outside accepted recovery limits		

CLIENT:	Arcadis	**Client Sample ID:**	IA-VMP6
Lab Order:	C1101035	**Tag Number:**	229,452
Project:	Lockheed Martin NJ001014.0001	**Collection Date:**	1/24/2011
Lab ID:	C1101035-001A	**Matrix:**	AIR

Analyses	Result	**Limit	Qual	Units	DF	Date Analyzed
1UG/M3 W/ 0.25UG/M3 CT-TCE-VC		**TO-15**				Analyst: **LL**
1,1,1-Trichloroethane	< 0.83	0.83		ug/m3	1	1/26/2011 4:26:00 PM
1,1,2,2-Tetrachloroethane	< 1.0	1.0		ug/m3	1	1/26/2011 4:26:00 PM
1,1,2-Trichloroethane	< 0.83	0.83		ug/m3	1	1/26/2011 4:26:00 PM
1,1-Dichloroethane	< 0.62	0.62		ug/m3	1	1/26/2011 4:26:00 PM
1,1-Dichloroethene	< 0.60	0.60		ug/m3	1	1/26/2011 4:26:00 PM
1,2,4-Trichlorobenzene	< 1.1	1.1		ug/m3	1	1/26/2011 4:26:00 PM
1,2,4-Trimethylbenzene	1.5	0.75		ug/m3	1	1/26/2011 4:26:00 PM
1,2-Dibromoethane	< 1.2	1.2		ug/m3	1	1/26/2011 4:26:00 PM
1,2-Dichlorobenzene	< 0.92	0.92		ug/m3	1	1/26/2011 4:26:00 PM
1,2-Dichloroethane	< 0.62	0.62		ug/m3	1	1/26/2011 4:26:00 PM
1,2-Dichloropropane	< 0.70	0.70		ug/m3	1	1/26/2011 4:26:00 PM
1,3,5-Trimethylbenzene	< 0.75	0.75		ug/m3	1	1/26/2011 4:26:00 PM
1,3-butadiene	< 0.34	0.34		ug/m3	1	1/26/2011 4:26:00 PM
1,3-Dichlorobenzene	< 0.92	0.92		ug/m3	1	1/26/2011 4:26:00 PM
1,4-Dichlorobenzene	7.6	0.92		ug/m3	1	1/26/2011 4:26:00 PM
1,4-Dioxane	< 1.1	1.1		ug/m3	1	1/26/2011 4:26:00 PM
2,2,4-trimethylpentane	< 0.71	0.71		ug/m3	1	1/26/2011 4:26:00 PM
4-ethyltoluene	< 0.75	0.75		ug/m3	1	1/26/2011 4:26:00 PM
Acetone	28	7.2		ug/m3	10	1/27/2011 3:39:00 PM
Allyl chloride	< 0.48	0.48		ug/m3	1	1/26/2011 4:26:00 PM
Benzene	1.2	0.49		ug/m3	1	1/26/2011 4:26:00 PM
Benzyl chloride	< 0.88	0.88		ug/m3	1	1/26/2011 4:26:00 PM
Bromodichloromethane	< 1.0	1.0		ug/m3	1	1/26/2011 4:26:00 PM
Bromoform	< 1.6	1.6		ug/m3	1	1/26/2011 4:26:00 PM
Bromomethane	< 0.59	0.59		ug/m3	1	1/26/2011 4:26:00 PM
Carbon disulfide	0.44	0.47	J	ug/m3	1	1/26/2011 4:26:00 PM
Carbon tetrachloride	0.38	0.26		ug/m3	1	1/26/2011 4:26:00 PM
Chlorobenzene	< 0.70	0.70		ug/m3	1	1/26/2011 4:26:00 PM
Chloroethane	< 0.40	0.40		ug/m3	1	1/26/2011 4:26:00 PM
Chloroform	< 0.74	0.74		ug/m3	1	1/26/2011 4:26:00 PM
Chloromethane	0.71	0.31		ug/m3	1	1/26/2011 4:26:00 PM
cis-1,2-Dichloroethene	< 0.60	0.60		ug/m3	1	1/26/2011 4:26:00 PM
cis-1,3-Dichloropropene	< 0.69	0.69		ug/m3	1	1/26/2011 4:26:00 PM
Cyclohexane	1.5	0.52		ug/m3	1	1/26/2011 4:26:00 PM
Dibromochloromethane	< 1.3	1.3		ug/m3	1	1/26/2011 4:26:00 PM
Ethyl acetate	< 0.92	0.92		ug/m3	1	1/26/2011 4:26:00 PM
Ethylbenzene	0.57	0.66	J	ug/m3	1	1/26/2011 4:26:00 PM
Freon 11	1.4	0.86		ug/m3	1	1/26/2011 4:26:00 PM

Qualifiers:

**	Reporting Limit	.	Results reported are not blank corrected
B	Analyte detected in the associated Method Blank	E	Value above quantitation range
H	Holding times for preparation or analysis exceeded	J	Analyte detected at or below quantitation limits
JN	Non-routine analyte. Quantitation estimated.	ND	Not Detected at the Reporting Limit
S	Spike Recovery outside accepted recovery limits		

CLIENT:	Arcadis	**Client Sample ID:**	IA-VMP6
Lab Order:	C1101035	**Tag Number:**	229,452
Project:	Lockheed Martin NJ001014.0001	**Collection Date:**	1/24/2011
Lab ID:	C1101035-001A	**Matrix:**	AIR

Analyses	Result	**Limit	Qual	Units	DF	Date Analyzed
1UG/M3 W/ 0.25UG/M3 CT-TCE-VC		**TO-15**				Analyst: **LL**
Freon 113	< 1.2	1.2		ug/m3	1	1/26/2011 4:26:00 PM
Freon 114	< 1.1	1.1		ug/m3	1	1/26/2011 4:26:00 PM
Freon 12	2.4	0.75		ug/m3	1	1/26/2011 4:26:00 PM
Heptane	3.4	0.62		ug/m3	1	1/26/2011 4:26:00 PM
Hexachloro-1,3-butadiene	< 1.6	1.6		ug/m3	1	1/26/2011 4:26:00 PM
Hexane	2.7	0.54		ug/m3	1	1/26/2011 4:26:00 PM
Isopropyl alcohol	1100	240		ug/m3	640	1/27/2011 11:41:00 PM
m&p-Xylene	1.3	1.3	J	ug/m3	1	1/26/2011 4:26:00 PM
Methyl Butyl Ketone	< 1.2	1.2		ug/m3	1	1/26/2011 4:26:00 PM
Methyl Ethyl Ketone	3.0	0.90		ug/m3	1	1/26/2011 4:26:00 PM
Methyl Isobutyl Ketone	< 1.2	1.2		ug/m3	1	1/26/2011 4:26:00 PM
Methyl tert-butyl ether	< 0.55	0.55		ug/m3	1	1/26/2011 4:26:00 PM
Methylene chloride	700	340		ug/m3	640	1/27/2011 11:41:00 PM
o-Xylene	0.57	0.66	J	ug/m3	1	1/26/2011 4:26:00 PM
Propylene	< 0.26	0.26		ug/m3	1	1/26/2011 4:26:00 PM
Styrene	< 0.65	0.65		ug/m3	1	1/26/2011 4:26:00 PM
Tetrachloroethylene	< 1.0	1.0		ug/m3	1	1/26/2011 4:26:00 PM
Tetrahydrofuran	8.1	4.5		ug/m3	10	1/27/2011 3:39:00 PM
Toluene	6.5	5.7		ug/m3	10	1/27/2011 3:39:00 PM
trans-1,2-Dichloroethene	< 0.60	0.60		ug/m3	1	1/26/2011 4:26:00 PM
trans-1,3-Dichloropropene	< 0.69	0.69		ug/m3	1	1/26/2011 4:26:00 PM
Trichloroethene	1.3	0.22		ug/m3	1	1/26/2011 4:26:00 PM
Vinyl acetate	< 0.54	0.54		ug/m3	1	1/26/2011 4:26:00 PM
Vinyl Bromide	< 0.67	0.67		ug/m3	1	1/26/2011 4:26:00 PM
Vinyl chloride	< 0.10	0.10		ug/m3	1	1/26/2011 4:26:00 PM

Qualifiers:

**	Reporting Limit	.	Results reported are not blank corrected
B	Analyte detected in the associated Method Blank	E	Value above quantitation range
H	Holding times for preparation or analysis exceeded	J	Analyte detected at or below quantitation limits
JN	Non-routine analyte. Quantitation estimated.	ND	Not Detected at the Reporting Limit
S	Spike Recovery outside accepted recovery limits		

CLIENT:	Arcadis	**Client Sample ID:**	IA-VMP 7A
Lab Order:	C1101035	**Tag Number:**	564,382
Project:	Lockheed Martin NJ001014.0001	**Collection Date:**	1/24/2011
Lab ID:	C1101035-002A	**Matrix:**	AIR

Analyses	Result	**Limit	Qual	Units	DF	Date Analyzed
1UG/M3 W/ 0.25UG/M3 CT-TCE-VC		**TO-15**				Analyst: **LL**
1,1,1-Trichloroethane	< 0.83	0.83		ug/m3	1	1/26/2011 5:01:00 PM
1,1,2,2-Tetrachloroethane	< 1.0	1.0		ug/m3	1	1/26/2011 5:01:00 PM
1,1,2-Trichloroethane	< 0.83	0.83		ug/m3	1	1/26/2011 5:01:00 PM
1,1-Dichloroethane	< 0.62	0.62		ug/m3	1	1/26/2011 5:01:00 PM
1,1-Dichloroethene	< 0.60	0.60		ug/m3	1	1/26/2011 5:01:00 PM
1,2,4-Trichlorobenzene	< 1.1	1.1		ug/m3	1	1/26/2011 5:01:00 PM
1,2,4-Trimethylbenzene	1.1	0.75		ug/m3	1	1/26/2011 5:01:00 PM
1,2-Dibromoethane	< 1.2	1.2		ug/m3	1	1/26/2011 5:01:00 PM
1,2-Dichlorobenzene	< 0.92	0.92		ug/m3	1	1/26/2011 5:01:00 PM
1,2-Dichloroethane	< 0.62	0.62		ug/m3	1	1/26/2011 5:01:00 PM
1,2-Dichloropropane	< 0.70	0.70		ug/m3	1	1/26/2011 5:01:00 PM
1,3,5-Trimethylbenzene	< 0.75	0.75		ug/m3	1	1/26/2011 5:01:00 PM
1,3-butadiene	< 0.34	0.34		ug/m3	1	1/26/2011 5:01:00 PM
1,3-Dichlorobenzene	< 0.92	0.92		ug/m3	1	1/26/2011 5:01:00 PM
1,4-Dichlorobenzene	2.9	0.92		ug/m3	1	1/26/2011 5:01:00 PM
1,4-Dioxane	< 1.1	1.1		ug/m3	1	1/26/2011 5:01:00 PM
2,2,4-trimethylpentane	< 0.71	0.71		ug/m3	1	1/26/2011 5:01:00 PM
4-ethyltoluene	< 0.75	0.75		ug/m3	1	1/26/2011 5:01:00 PM
Acetone	22	5.8		ug/m3	8	1/28/2011 12:48:00 AM
Allyl chloride	< 0.48	0.48		ug/m3	1	1/26/2011 5:01:00 PM
Benzene	1.0	0.49		ug/m3	1	1/26/2011 5:01:00 PM
Benzyl chloride	< 0.88	0.88		ug/m3	1	1/26/2011 5:01:00 PM
Bromodichloromethane	< 1.0	1.0		ug/m3	1	1/26/2011 5:01:00 PM
Bromoform	< 1.6	1.6		ug/m3	1	1/26/2011 5:01:00 PM
Bromomethane	< 0.59	0.59		ug/m3	1	1/26/2011 5:01:00 PM
Carbon disulfide	< 0.47	0.47		ug/m3	1	1/26/2011 5:01:00 PM
Carbon tetrachloride	0.32	0.26		ug/m3	1	1/26/2011 5:01:00 PM
Chlorobenzene	< 0.70	0.70		ug/m3	1	1/26/2011 5:01:00 PM
Chloroethane	< 0.40	0.40		ug/m3	1	1/26/2011 5:01:00 PM
Chloroform	< 0.74	0.74		ug/m3	1	1/26/2011 5:01:00 PM
Chloromethane	0.65	0.31		ug/m3	1	1/26/2011 5:01:00 PM
cis-1,2-Dichloroethene	< 0.60	0.60		ug/m3	1	1/26/2011 5:01:00 PM
cis-1,3-Dichloropropene	< 0.69	0.69		ug/m3	1	1/26/2011 5:01:00 PM
Cyclohexane	5.3	0.52		ug/m3	1	1/26/2011 5:01:00 PM
Dibromochloromethane	< 1.3	1.3		ug/m3	1	1/26/2011 5:01:00 PM
Ethyl acetate	< 0.92	0.92		ug/m3	1	1/26/2011 5:01:00 PM
Ethylbenzene	0.53	0.66	J	ug/m3	1	1/26/2011 5:01:00 PM
Freon 11	1.3	0.86		ug/m3	1	1/26/2011 5:01:00 PM

Qualifiers:

**	Reporting Limit	.	Results reported are not blank corrected
B	Analyte detected in the associated Method Blank	E	Value above quantitation range
H	Holding times for preparation or analysis exceeded	J	Analyte detected at or below quantitation limits
JN	Non-routine analyte. Quantitation estimated.	ND	Not Detected at the Reporting Limit
S	Spike Recovery outside accepted recovery limits		

CLIENT:	Arcadis	**Client Sample ID:**	IA-VMP 7A
Lab Order:	C1101035	**Tag Number:**	564,382
Project:	Lockheed Martin NJ001014.0001	**Collection Date:**	1/24/2011
Lab ID:	C1101035-002A	**Matrix:**	AIR

Analyses	Result	**Limit	Qual	Units	DF	Date Analyzed
1UG/M3 W/ 0.25UG/M3 CT-TCE-VC		**TO-15**				Analyst: **LL**
Freon 113	< 1.2	1.2		ug/m3	1	1/26/2011 5:01:00 PM
Freon 114	< 1.1	1.1		ug/m3	1	1/26/2011 5:01:00 PM
Freon 12	1.9	0.75		ug/m3	1	1/26/2011 5:01:00 PM
Heptane	2.0	0.62		ug/m3	1	1/26/2011 5:01:00 PM
Hexachloro-1,3-butadiene	< 1.6	1.6		ug/m3	1	1/26/2011 5:01:00 PM
Hexane	2.0	0.54		ug/m3	1	1/26/2011 5:01:00 PM
Isopropyl alcohol	1200	120		ug/m3	320	1/28/2011 12:14:00 AM
m&p-Xylene	1.4	1.3		ug/m3	1	1/26/2011 5:01:00 PM
Methyl Butyl Ketone	< 1.2	1.2		ug/m3	1	1/26/2011 5:01:00 PM
Methyl Ethyl Ketone	4.3	0.90		ug/m3	1	1/26/2011 5:01:00 PM
Methyl Isobutyl Ketone	< 1.2	1.2		ug/m3	1	1/26/2011 5:01:00 PM
Methyl tert-butyl ether	< 0.55	0.55		ug/m3	1	1/26/2011 5:01:00 PM
Methylene chloride	1200	170		ug/m3	320	1/28/2011 12:14:00 AM
o-Xylene	< 0.66	0.66		ug/m3	1	1/26/2011 5:01:00 PM
Propylene	< 0.26	0.26		ug/m3	1	1/26/2011 5:01:00 PM
Styrene	0.56	0.65	J	ug/m3	1	1/26/2011 5:01:00 PM
Tetrachloroethylene	< 1.0	1.0		ug/m3	1	1/26/2011 5:01:00 PM
Tetrahydrofuran	95	3.6		ug/m3	8	1/28/2011 12:48:00 AM
Toluene	6.5	0.57		ug/m3	1	1/26/2011 5:01:00 PM
trans-1,2-Dichloroethene	< 0.60	0.60		ug/m3	1	1/26/2011 5:01:00 PM
trans-1,3-Dichloropropene	< 0.69	0.69		ug/m3	1	1/26/2011 5:01:00 PM
Trichloroethene	0.44	0.22		ug/m3	1	1/26/2011 5:01:00 PM
Vinyl acetate	3.9	0.54		ug/m3	1	1/26/2011 5:01:00 PM
Vinyl Bromide	< 0.67	0.67		ug/m3	1	1/26/2011 5:01:00 PM
Vinyl chloride	< 0.10	0.10		ug/m3	1	1/26/2011 5:01:00 PM

Qualifiers:

**	Reporting Limit	.	Results reported are not blank corrected
B	Analyte detected in the associated Method Blank	E	Value above quantitation range
H	Holding times for preparation or analysis exceeded	J	Analyte detected at or below quantitation limits
JN	Non-routine analyte. Quantitation estimated.	ND	Not Detected at the Reporting Limit
S	Spike Recovery outside accepted recovery limits		

CLIENT:	Arcadis	**Client Sample ID:**	SS-VMP 7
Lab Order:	C1101035	**Tag Number:**	275,143
Project:	Lockheed Martin NJ001014.0001	**Collection Date:**	1/24/2011
Lab ID:	C1101035-003A	**Matrix:**	AIR

Analyses	Result	**Limit	Qual	Units	DF	Date Analyzed
1UG/M3 BY METHOD TO15		**TO-15**				Analyst: **LL**
1,1,1-Trichloroethane	< 0.83	0.83		ug/m3	1	1/27/2011 6:18:00 AM
1,1,2,2-Tetrachloroethane	< 1.0	1.0		ug/m3	1	1/27/2011 6:18:00 AM
1,1,2-Trichloroethane	< 0.83	0.83		ug/m3	1	1/27/2011 6:18:00 AM
1,1-Dichloroethane	< 0.62	0.62		ug/m3	1	1/27/2011 6:18:00 AM
1,1-Dichloroethene	< 0.60	0.60		ug/m3	1	1/27/2011 6:18:00 AM
1,2,4-Trichlorobenzene	< 1.1	1.1		ug/m3	1	1/27/2011 6:18:00 AM
1,2,4-Trimethylbenzene	7.8	0.75		ug/m3	1	1/27/2011 6:18:00 AM
1,2-Dibromoethane	< 1.2	1.2		ug/m3	1	1/27/2011 6:18:00 AM
1,2-Dichlorobenzene	< 0.92	0.92		ug/m3	1	1/27/2011 6:18:00 AM
1,2-Dichloroethane	< 0.62	0.62		ug/m3	1	1/27/2011 6:18:00 AM
1,2-Dichloropropane	< 0.70	0.70		ug/m3	1	1/27/2011 6:18:00 AM
1,3,5-Trimethylbenzene	1.4	0.75		ug/m3	1	1/27/2011 6:18:00 AM
1,3-butadiene	< 0.34	0.34		ug/m3	1	1/27/2011 6:18:00 AM
1,3-Dichlorobenzene	< 0.92	0.92		ug/m3	1	1/27/2011 6:18:00 AM
1,4-Dichlorobenzene	0.92	0.92		ug/m3	1	1/27/2011 6:18:00 AM
1,4-Dioxane	< 1.1	1.1		ug/m3	1	1/27/2011 6:18:00 AM
2,2,4-trimethylpentane	< 0.71	0.71		ug/m3	1	1/27/2011 6:18:00 AM
4-ethyltoluene	1.2	0.75		ug/m3	1	1/27/2011 6:18:00 AM
Acetone	23	5.8		ug/m3	8	1/29/2011 4:01:00 AM
Allyl chloride	< 0.48	0.48		ug/m3	1	1/27/2011 6:18:00 AM
Benzene	1.6	0.49		ug/m3	1	1/27/2011 6:18:00 AM
Benzyl chloride	< 0.88	0.88		ug/m3	1	1/27/2011 6:18:00 AM
Bromodichloromethane	< 1.0	1.0		ug/m3	1	1/27/2011 6:18:00 AM
Bromoform	< 1.6	1.6		ug/m3	1	1/27/2011 6:18:00 AM
Bromomethane	< 0.59	0.59		ug/m3	1	1/27/2011 6:18:00 AM
Carbon disulfide	0.63	0.47		ug/m3	1	1/27/2011 6:18:00 AM
Carbon tetrachloride	0.38	0.96	J	ug/m3	1	1/27/2011 6:18:00 AM
Chlorobenzene	< 0.70	0.70		ug/m3	1	1/27/2011 6:18:00 AM
Chloroethane	< 0.40	0.40		ug/m3	1	1/27/2011 6:18:00 AM
Chloroform	< 0.74	0.74		ug/m3	1	1/27/2011 6:18:00 AM
Chloromethane	0.73	0.31		ug/m3	1	1/27/2011 6:18:00 AM
cis-1,2-Dichloroethene	< 0.60	0.60		ug/m3	1	1/27/2011 6:18:00 AM
cis-1,3-Dichloropropene	< 0.69	0.69		ug/m3	1	1/27/2011 6:18:00 AM
Cyclohexane	6.8	0.52		ug/m3	1	1/27/2011 6:18:00 AM
Dibromochloromethane	< 1.3	1.3		ug/m3	1	1/27/2011 6:18:00 AM
Ethyl acetate	< 0.92	0.92		ug/m3	1	1/27/2011 6:18:00 AM
Ethylbenzene	2.7	0.66		ug/m3	1	1/27/2011 6:18:00 AM
Freon 11	1.3	0.86		ug/m3	1	1/27/2011 6:18:00 AM

Qualifiers:

**	Reporting Limit	.	Results reported are not blank corrected
B	Analyte detected in the associated Method Blank	E	Value above quantitation range
H	Holding times for preparation or analysis exceeded	J	Analyte detected at or below quantitation limits
JN	Non-routine analyte. Quantitation estimated.	ND	Not Detected at the Reporting Limit
S	Spike Recovery outside accepted recovery limits		

CLIENT:	Arcadis	**Client Sample ID:**	SS-VMP 7
Lab Order:	C1101035	**Tag Number:**	275,143
Project:	Lockheed Martin NJ001014.0001	**Collection Date:**	1/24/2011
Lab ID:	C1101035-003A	**Matrix:**	AIR

Analyses	Result	**Limit	Qual	Units	DF	Date Analyzed
1UG/M3 BY METHOD TO15		**TO-15**				Analyst: **LL**
Freon 113	< 1.2	1.2		ug/m3	1	1/27/2011 6:18:00 AM
Freon 114	< 1.1	1.1		ug/m3	1	1/27/2011 6:18:00 AM
Freon 12	2.1	0.75		ug/m3	1	1/27/2011 6:18:00 AM
Heptane	3.4	0.62		ug/m3	1	1/27/2011 6:18:00 AM
Hexachloro-1,3-butadiene	< 1.6	1.6		ug/m3	1	1/27/2011 6:18:00 AM
Hexane	2.5	0.54		ug/m3	1	1/27/2011 6:18:00 AM
Isopropyl alcohol	1200	120		ug/m3	320	1/29/2011 4:35:00 AM
m&p-Xylene	8.7	1.3		ug/m3	1	1/27/2011 6:18:00 AM
Methyl Butyl Ketone	< 1.2	1.2		ug/m3	1	1/27/2011 6:18:00 AM
Methyl Ethyl Ketone	8.6	7.2		ug/m3	8	1/29/2011 4:01:00 AM
Methyl Isobutyl Ketone	< 1.2	1.2		ug/m3	1	1/27/2011 6:18:00 AM
Methyl tert-butyl ether	< 0.55	0.55		ug/m3	1	1/27/2011 6:18:00 AM
Methylene chloride	850	170		ug/m3	320	1/29/2011 4:35:00 AM
o-Xylene	3.1	0.66		ug/m3	1	1/27/2011 6:18:00 AM
Propylene	< 0.26	0.26		ug/m3	1	1/27/2011 6:18:00 AM
Styrene	1.4	0.65		ug/m3	1	1/27/2011 6:18:00 AM
Tetrachloroethylene	< 1.0	1.0		ug/m3	1	1/27/2011 6:18:00 AM
Tetrahydrofuran	21	3.6		ug/m3	8	1/29/2011 4:01:00 AM
Toluene	8.3	4.6		ug/m3	8	1/29/2011 4:01:00 AM
trans-1,2-Dichloroethene	0.56	0.60	J	ug/m3	1	1/27/2011 6:18:00 AM
trans-1,3-Dichloropropene	< 0.69	0.69		ug/m3	1	1/27/2011 6:18:00 AM
Trichloroethene	0.55	0.82	J	ug/m3	1	1/27/2011 6:18:00 AM
Vinyl acetate	5.3	0.54		ug/m3	1	1/27/2011 6:18:00 AM
Vinyl Bromide	< 0.67	0.67		ug/m3	1	1/27/2011 6:18:00 AM
Vinyl chloride	< 0.39	0.39		ug/m3	1	1/27/2011 6:18:00 AM

Qualifiers:

**	Reporting Limit	.	Results reported are not blank corrected
B	Analyte detected in the associated Method Blank	E	Value above quantitation range
H	Holding times for preparation or analysis exceeded	J	Analyte detected at or below quantitation limits
JN	Non-routine analyte. Quantitation estimated.	ND	Not Detected at the Reporting Limit
S	Spike Recovery outside accepted recovery limits		

CLIENT:	Arcadis	**Client Sample ID:**	SS-VMP 7A
Lab Order:	C1101035	**Tag Number:**	207,111
Project:	Lockheed Martin NJ001014.0001	**Collection Date:**	1/24/2011
Lab ID:	C1101035-004A	**Matrix:**	AIR

Analyses	Result	**Limit	Qual	Units	DF	Date Analyzed
1UG/M3 BY METHOD TO15		**TO-15**				Analyst: **LL**
1,1,1-Trichloroethane	70	8.3		ug/m3	10	1/29/2011 5:10:00 AM
1,1,2,2-Tetrachloroethane	< 1.0	1.0		ug/m3	1	1/27/2011 6:54:00 AM
1,1,2-Trichloroethane	< 0.83	0.83		ug/m3	1	1/27/2011 6:54:00 AM
1,1-Dichloroethane	3.3	0.62		ug/m3	1	1/27/2011 6:54:00 AM
1,1-Dichloroethene	3.5	0.60		ug/m3	1	1/27/2011 6:54:00 AM
1,2,4-Trichlorobenzene	< 1.1	1.1		ug/m3	1	1/27/2011 6:54:00 AM
1,2,4-Trimethylbenzene	10	0.75		ug/m3	1	1/27/2011 6:54:00 AM
1,2-Dibromoethane	< 1.2	1.2		ug/m3	1	1/27/2011 6:54:00 AM
1,2-Dichlorobenzene	< 0.92	0.92		ug/m3	1	1/27/2011 6:54:00 AM
1,2-Dichloroethane	< 0.62	0.62		ug/m3	1	1/27/2011 6:54:00 AM
1,2-Dichloropropane	< 0.70	0.70		ug/m3	1	1/27/2011 6:54:00 AM
1,3,5-Trimethylbenzene	2.2	0.75		ug/m3	1	1/27/2011 6:54:00 AM
1,3-butadiene	< 0.34	0.34		ug/m3	1	1/27/2011 6:54:00 AM
1,3-Dichlorobenzene	< 0.92	0.92		ug/m3	1	1/27/2011 6:54:00 AM
1,4-Dichlorobenzene	< 0.92	0.92		ug/m3	1	1/27/2011 6:54:00 AM
1,4-Dioxane	< 1.1	1.1		ug/m3	1	1/27/2011 6:54:00 AM
2,2,4-trimethylpentane	< 0.71	0.71		ug/m3	1	1/27/2011 6:54:00 AM
4-ethyltoluene	1.6	0.75		ug/m3	1	1/27/2011 6:54:00 AM
Acetone	5.1	7.2	J	ug/m3	10	1/29/2011 5:10:00 AM
Allyl chloride	< 0.48	0.48		ug/m3	1	1/27/2011 6:54:00 AM
Benzene	0.49	0.49		ug/m3	1	1/27/2011 6:54:00 AM
Benzyl chloride	< 0.88	0.88		ug/m3	1	1/27/2011 6:54:00 AM
Bromodichloromethane	< 1.0	1.0		ug/m3	1	1/27/2011 6:54:00 AM
Bromoform	< 1.6	1.6		ug/m3	1	1/27/2011 6:54:00 AM
Bromomethane	< 0.59	0.59		ug/m3	1	1/27/2011 6:54:00 AM
Carbon disulfide	1.9	0.47		ug/m3	1	1/27/2011 6:54:00 AM
Carbon tetrachloride	< 0.96	0.96		ug/m3	1	1/27/2011 6:54:00 AM
Chlorobenzene	< 0.70	0.70		ug/m3	1	1/27/2011 6:54:00 AM
Chloroethane	< 0.40	0.40		ug/m3	1	1/27/2011 6:54:00 AM
Chloroform	16	7.4		ug/m3	10	1/29/2011 5:10:00 AM
Chloromethane	< 0.31	0.31		ug/m3	1	1/27/2011 6:54:00 AM
cis-1,2-Dichloroethene	0.48	0.60	J	ug/m3	1	1/27/2011 6:54:00 AM
cis-1,3-Dichloropropene	< 0.69	0.69		ug/m3	1	1/27/2011 6:54:00 AM
Cyclohexane	0.66	0.52		ug/m3	1	1/27/2011 6:54:00 AM
Dibromochloromethane	< 1.3	1.3		ug/m3	1	1/27/2011 6:54:00 AM
Ethyl acetate	< 0.92	0.92		ug/m3	1	1/27/2011 6:54:00 AM
Ethylbenzene	2.0	0.66		ug/m3	1	1/27/2011 6:54:00 AM
Freon 11	1.2	0.86		ug/m3	1	1/27/2011 6:54:00 AM

Qualifiers:

**	Reporting Limit	.	Results reported are not blank corrected
B	Analyte detected in the associated Method Blank	E	Value above quantitation range
H	Holding times for preparation or analysis exceeded	J	Analyte detected at or below quantitation limits
JN	Non-routine analyte. Quantitation estimated.	ND	Not Detected at the Reporting Limit
S	Spike Recovery outside accepted recovery limits		

CLIENT:	Arcadis	**Client Sample ID:**	SS-VMP 7A
Lab Order:	C1101035	**Tag Number:**	207,111
Project:	Lockheed Martin NJ001014.0001	**Collection Date:**	1/24/2011
Lab ID:	C1101035-004A	**Matrix:**	AIR

Analyses	Result	**Limit	Qual	Units	DF	Date Analyzed
1UG/M3 BY METHOD TO15		**TO-15**				Analyst: **LL**
Freon 113	34	12		ug/m3	10	1/29/2011 5:10:00 AM
Freon 114	< 1.1	1.1		ug/m3	1	1/27/2011 6:54:00 AM
Freon 12	2.1	0.75		ug/m3	1	1/27/2011 6:54:00 AM
Heptane	0.75	0.62		ug/m3	1	1/27/2011 6:54:00 AM
Hexachloro-1,3-butadiene	< 1.6	1.6		ug/m3	1	1/27/2011 6:54:00 AM
Hexane	1.2	0.54		ug/m3	1	1/27/2011 6:54:00 AM
Isopropyl alcohol	41	3.7		ug/m3	10	1/29/2011 5:10:00 AM
m&p-Xylene	6.9	1.3		ug/m3	1	1/27/2011 6:54:00 AM
Methyl Butyl Ketone	< 1.2	1.2		ug/m3	1	1/27/2011 6:54:00 AM
Methyl Ethyl Ketone	2.2	0.90		ug/m3	1	1/27/2011 6:54:00 AM
Methyl Isobutyl Ketone	< 1.2	1.2		ug/m3	1	1/27/2011 6:54:00 AM
Methyl tert-butyl ether	< 0.55	0.55		ug/m3	1	1/27/2011 6:54:00 AM
Methylene chloride	35	5.3		ug/m3	10	1/29/2011 5:10:00 AM
o-Xylene	2.6	0.66		ug/m3	1	1/27/2011 6:54:00 AM
Propylene	< 0.26	0.26		ug/m3	1	1/27/2011 6:54:00 AM
Styrene	0.91	0.65		ug/m3	1	1/27/2011 6:54:00 AM
Tetrachloroethylene	43	10		ug/m3	10	1/29/2011 5:10:00 AM
Tetrahydrofuran	5.4	0.45		ug/m3	1	1/27/2011 6:54:00 AM
Toluene	8.4	5.7		ug/m3	10	1/29/2011 5:10:00 AM
trans-1,2-Dichloroethene	1.1	0.60		ug/m3	1	1/27/2011 6:54:00 AM
trans-1,3-Dichloropropene	< 0.69	0.69		ug/m3	1	1/27/2011 6:54:00 AM
Trichloroethene	350	33		ug/m3	40	1/29/2011 5:45:00 AM
Vinyl acetate	< 0.54	0.54		ug/m3	1	1/27/2011 6:54:00 AM
Vinyl Bromide	< 0.67	0.67		ug/m3	1	1/27/2011 6:54:00 AM
Vinyl chloride	< 0.39	0.39		ug/m3	1	1/27/2011 6:54:00 AM

Qualifiers:

**	Reporting Limit	.	Results reported are not blank corrected
B	Analyte detected in the associated Method Blank	E	Value above quantitation range
H	Holding times for preparation or analysis exceeded	J	Analyte detected at or below quantitation limits
JN	Non-routine analyte. Quantitation estimated.	ND	Not Detected at the Reporting Limit
S	Spike Recovery outside accepted recovery limits		

CLIENT:	Arcadis	**Client Sample ID:**	IA-VMP 7
Lab Order:	C1101035	**Tag Number:**	101,292
Project:	Lockheed Martin NJ001014.0001	**Collection Date:**	1/24/2011
Lab ID:	C1101035-005A	**Matrix:**	AIR

Analyses	Result	**Limit	Qual	Units	DF	Date Analyzed
1UG/M3 W/ 0.25UG/M3 CT-TCE-VC		**TO-15**				Analyst: **LL**
1,1,1-Trichloroethane	< 0.83	0.83		ug/m3	1	1/26/2011 5:36:00 PM
1,1,2,2-Tetrachloroethane	< 1.0	1.0		ug/m3	1	1/26/2011 5:36:00 PM
1,1,2-Trichloroethane	< 0.83	0.83		ug/m3	1	1/26/2011 5:36:00 PM
1,1-Dichloroethane	< 0.62	0.62		ug/m3	1	1/26/2011 5:36:00 PM
1,1-Dichloroethene	< 0.60	0.60		ug/m3	1	1/26/2011 5:36:00 PM
1,2,4-Trichlorobenzene	< 1.1	1.1		ug/m3	1	1/26/2011 5:36:00 PM
1,2,4-Trimethylbenzene	1.4	0.75		ug/m3	1	1/26/2011 5:36:00 PM
1,2-Dibromoethane	< 1.2	1.2		ug/m3	1	1/26/2011 5:36:00 PM
1,2-Dichlorobenzene	< 0.92	0.92		ug/m3	1	1/26/2011 5:36:00 PM
1,2-Dichloroethane	< 0.62	0.62		ug/m3	1	1/26/2011 5:36:00 PM
1,2-Dichloropropane	< 0.70	0.70		ug/m3	1	1/26/2011 5:36:00 PM
1,3,5-Trimethylbenzene	0.50	0.75	J	ug/m3	1	1/26/2011 5:36:00 PM
1,3-butadiene	< 0.34	0.34		ug/m3	1	1/26/2011 5:36:00 PM
1,3-Dichlorobenzene	< 0.92	0.92		ug/m3	1	1/26/2011 5:36:00 PM
1,4-Dichlorobenzene	3.5	0.92		ug/m3	1	1/26/2011 5:36:00 PM
1,4-Dioxane	< 1.1	1.1		ug/m3	1	1/26/2011 5:36:00 PM
2,2,4-trimethylpentane	< 0.71	0.71		ug/m3	1	1/26/2011 5:36:00 PM
4-ethyltoluene	< 0.75	0.75		ug/m3	1	1/26/2011 5:36:00 PM
Acetone	23	5.8		ug/m3	8	1/28/2011 1:55:00 AM
Allyl chloride	< 0.48	0.48		ug/m3	1	1/26/2011 5:36:00 PM
Benzene	1.1	0.49		ug/m3	1	1/26/2011 5:36:00 PM
Benzyl chloride	< 0.88	0.88		ug/m3	1	1/26/2011 5:36:00 PM
Bromodichloromethane	< 1.0	1.0		ug/m3	1	1/26/2011 5:36:00 PM
Bromoform	< 1.6	1.6		ug/m3	1	1/26/2011 5:36:00 PM
Bromomethane	< 0.59	0.59		ug/m3	1	1/26/2011 5:36:00 PM
Carbon disulfide	< 0.47	0.47		ug/m3	1	1/26/2011 5:36:00 PM
Carbon tetrachloride	0.26	0.26		ug/m3	1	1/26/2011 5:36:00 PM
Chlorobenzene	< 0.70	0.70		ug/m3	1	1/26/2011 5:36:00 PM
Chloroethane	< 0.40	0.40		ug/m3	1	1/26/2011 5:36:00 PM
Chloroform	< 0.74	0.74		ug/m3	1	1/26/2011 5:36:00 PM
Chloromethane	0.69	0.31		ug/m3	1	1/26/2011 5:36:00 PM
cis-1,2-Dichloroethene	< 0.60	0.60		ug/m3	1	1/26/2011 5:36:00 PM
cis-1,3-Dichloropropene	< 0.69	0.69		ug/m3	1	1/26/2011 5:36:00 PM
Cyclohexane	6.3	0.52		ug/m3	1	1/26/2011 5:36:00 PM
Dibromochloromethane	< 1.3	1.3		ug/m3	1	1/26/2011 5:36:00 PM
Ethyl acetate	< 0.92	0.92		ug/m3	1	1/26/2011 5:36:00 PM
Ethylbenzene	0.66	0.66		ug/m3	1	1/26/2011 5:36:00 PM
Freon 11	1.4	0.86		ug/m3	1	1/26/2011 5:36:00 PM

Qualifiers:

**	Reporting Limit	.	Results reported are not blank corrected
B	Analyte detected in the associated Method Blank	E	Value above quantitation range
H	Holding times for preparation or analysis exceeded	J	Analyte detected at or below quantitation limits
JN	Non-routine analyte. Quantitation estimated.	ND	Not Detected at the Reporting Limit
S	Spike Recovery outside accepted recovery limits		

CLIENT:	Arcadis	**Client Sample ID:**	IA-VMP 7
Lab Order:	C1101035	**Tag Number:**	101,292
Project:	Lockheed Martin NJ001014.0001	**Collection Date:**	1/24/2011
Lab ID:	C1101035-005A	**Matrix:**	AIR

Analyses	Result	**Limit	Qual	Units	DF	Date Analyzed
1UG/M3 W/ 0.25UG/M3 CT-TCE-VC		**TO-15**				Analyst: **LL**
Freon 113	< 1.2	1.2		ug/m3	1	1/26/2011 5:36:00 PM
Freon 114	< 1.1	1.1		ug/m3	1	1/26/2011 5:36:00 PM
Freon 12	2.3	0.75		ug/m3	1	1/26/2011 5:36:00 PM
Heptane	2.2	0.62		ug/m3	1	1/26/2011 5:36:00 PM
Hexachloro-1,3-butadiene	< 1.6	1.6		ug/m3	1	1/26/2011 5:36:00 PM
Hexane	2.2	0.54		ug/m3	1	1/26/2011 5:36:00 PM
Isopropyl alcohol	1600	120		ug/m3	320	1/28/2011 1:21:00 AM
m&p-Xylene	1.5	1.3		ug/m3	1	1/26/2011 5:36:00 PM
Methyl Butyl Ketone	< 1.2	1.2		ug/m3	1	1/26/2011 5:36:00 PM
Methyl Ethyl Ketone	6.9	0.90		ug/m3	1	1/26/2011 5:36:00 PM
Methyl Isobutyl Ketone	< 1.2	1.2		ug/m3	1	1/26/2011 5:36:00 PM
Methyl tert-butyl ether	< 0.55	0.55		ug/m3	1	1/26/2011 5:36:00 PM
Methylene chloride	970	170		ug/m3	320	1/28/2011 1:21:00 AM
o-Xylene	0.62	0.66	J	ug/m3	1	1/26/2011 5:36:00 PM
Propylene	< 0.26	0.26		ug/m3	1	1/26/2011 5:36:00 PM
Styrene	0.87	0.65		ug/m3	1	1/26/2011 5:36:00 PM
Tetrachloroethylene	< 1.0	1.0		ug/m3	1	1/26/2011 5:36:00 PM
Tetrahydrofuran	31	3.6		ug/m3	8	1/28/2011 1:55:00 AM
Toluene	6.4	0.57		ug/m3	1	1/26/2011 5:36:00 PM
trans-1,2-Dichloroethene	0.60	0.60		ug/m3	1	1/26/2011 5:36:00 PM
trans-1,3-Dichloropropene	< 0.69	0.69		ug/m3	1	1/26/2011 5:36:00 PM
Trichloroethene	0.55	0.22		ug/m3	1	1/26/2011 5:36:00 PM
Vinyl acetate	5.7	0.54		ug/m3	1	1/26/2011 5:36:00 PM
Vinyl Bromide	< 0.67	0.67		ug/m3	1	1/26/2011 5:36:00 PM
Vinyl chloride	< 0.10	0.10		ug/m3	1	1/26/2011 5:36:00 PM

Qualifiers:

**	Reporting Limit	.	Results reported are not blank corrected
B	Analyte detected in the associated Method Blank	E	Value above quantitation range
H	Holding times for preparation or analysis exceeded	J	Analyte detected at or below quantitation limits
JN	Non-routine analyte. Quantitation estimated.	ND	Not Detected at the Reporting Limit
S	Spike Recovery outside accepted recovery limits		

CLIENT:	Arcadis	**Client Sample ID:**	SS-VMP 6A
Lab Order:	C1101035	**Tag Number:**	359,186
Project:	Lockheed Martin NJ001014.0001	**Collection Date:**	1/24/2011
Lab ID:	C1101035-006A	**Matrix:**	AIR

Analyses	Result	**Limit	Qual	Units	DF	Date Analyzed
1UG/M3 BY METHOD TO15		**TO-15**				Analyst: **LL**
1,1,1-Trichloroethane	13	6.7		ug/m3	8	1/29/2011 6:21:00 AM
1,1,2,2-Tetrachloroethane	< 1.0	1.0		ug/m3	1	1/27/2011 7:29:00 AM
1,1,2-Trichloroethane	< 0.83	0.83		ug/m3	1	1/27/2011 7:29:00 AM
1,1-Dichloroethane	0.49	0.62	J	ug/m3	1	1/27/2011 7:29:00 AM
1,1-Dichloroethene	< 0.60	0.60		ug/m3	1	1/27/2011 7:29:00 AM
1,2,4-Trichlorobenzene	< 1.1	1.1		ug/m3	1	1/27/2011 7:29:00 AM
1,2,4-Trimethylbenzene	5.5	0.75		ug/m3	1	1/27/2011 7:29:00 AM
1,2-Dibromoethane	< 1.2	1.2		ug/m3	1	1/27/2011 7:29:00 AM
1,2-Dichlorobenzene	< 0.92	0.92		ug/m3	1	1/27/2011 7:29:00 AM
1,2-Dichloroethane	< 0.62	0.62		ug/m3	1	1/27/2011 7:29:00 AM
1,2-Dichloropropane	< 0.70	0.70		ug/m3	1	1/27/2011 7:29:00 AM
1,3,5-Trimethylbenzene	1.4	0.75		ug/m3	1	1/27/2011 7:29:00 AM
1,3-butadiene	< 0.34	0.34		ug/m3	1	1/27/2011 7:29:00 AM
1,3-Dichlorobenzene	< 0.92	0.92		ug/m3	1	1/27/2011 7:29:00 AM
1,4-Dichlorobenzene	2.3	0.92		ug/m3	1	1/27/2011 7:29:00 AM
1,4-Dioxane	< 1.1	1.1		ug/m3	1	1/27/2011 7:29:00 AM
2,2,4-trimethylpentane	< 0.71	0.71		ug/m3	1	1/27/2011 7:29:00 AM
4-ethyltoluene	0.80	0.75		ug/m3	1	1/27/2011 7:29:00 AM
Acetone	19	5.8		ug/m3	8	1/29/2011 6:21:00 AM
Allyl chloride	< 0.48	0.48		ug/m3	1	1/27/2011 7:29:00 AM
Benzene	0.62	0.49		ug/m3	1	1/27/2011 7:29:00 AM
Benzyl chloride	< 0.88	0.88		ug/m3	1	1/27/2011 7:29:00 AM
Bromodichloromethane	< 1.0	1.0		ug/m3	1	1/27/2011 7:29:00 AM
Bromoform	< 1.6	1.6		ug/m3	1	1/27/2011 7:29:00 AM
Bromomethane	< 0.59	0.59		ug/m3	1	1/27/2011 7:29:00 AM
Carbon disulfide	0.44	0.47	J	ug/m3	1	1/27/2011 7:29:00 AM
Carbon tetrachloride	0.32	0.96	J	ug/m3	1	1/27/2011 7:29:00 AM
Chlorobenzene	< 0.70	0.70		ug/m3	1	1/27/2011 7:29:00 AM
Chloroethane	< 0.40	0.40		ug/m3	1	1/27/2011 7:29:00 AM
Chloroform	1.4	0.74		ug/m3	1	1/27/2011 7:29:00 AM
Chloromethane	0.42	0.31		ug/m3	1	1/27/2011 7:29:00 AM
cis-1,2-Dichloroethene	< 0.60	0.60		ug/m3	1	1/27/2011 7:29:00 AM
cis-1,3-Dichloropropene	< 0.69	0.69		ug/m3	1	1/27/2011 7:29:00 AM
Cyclohexane	2.9	0.52		ug/m3	1	1/27/2011 7:29:00 AM
Dibromochloromethane	< 1.3	1.3		ug/m3	1	1/27/2011 7:29:00 AM
Ethyl acetate	< 0.92	0.92		ug/m3	1	1/27/2011 7:29:00 AM
Ethylbenzene	1.1	0.66		ug/m3	1	1/27/2011 7:29:00 AM
Freon 11	1.4	0.86		ug/m3	1	1/27/2011 7:29:00 AM

Qualifiers:

**	Reporting Limit	.	Results reported are not blank corrected
B	Analyte detected in the associated Method Blank	E	Value above quantitation range
H	Holding times for preparation or analysis exceeded	J	Analyte detected at or below quantitation limits
JN	Non-routine analyte. Quantitation estimated.	ND	Not Detected at the Reporting Limit
S	Spike Recovery outside accepted recovery limits		

CLIENT:	Arcadis	**Client Sample ID:**	SS-VMP 6A
Lab Order:	C1101035	**Tag Number:**	359,186
Project:	Lockheed Martin NJ001014.0001	**Collection Date:**	1/24/2011
Lab ID:	C1101035-006A	**Matrix:**	AIR

Analyses	Result	**Limit	Qual	Units	DF	Date Analyzed
1UG/M3 BY METHOD TO15		**TO-15**				Analyst: **LL**
Freon 113	17	9.3		ug/m3	8	1/29/2011 6:21:00 AM
Freon 114	< 1.1	1.1		ug/m3	1	1/27/2011 7:29:00 AM
Freon 12	2.0	0.75		ug/m3	1	1/27/2011 7:29:00 AM
Heptane	< 0.62	0.62		ug/m3	1	1/27/2011 7:29:00 AM
Hexachloro-1,3-butadiene	< 1.6	1.6		ug/m3	1	1/27/2011 7:29:00 AM
Hexane	1.8	0.54		ug/m3	1	1/27/2011 7:29:00 AM
Isopropyl alcohol	980	120		ug/m3	320	1/29/2011 6:56:00 AM
m&p-Xylene	3.2	1.3		ug/m3	1	1/27/2011 7:29:00 AM
Methyl Butyl Ketone	< 1.2	1.2		ug/m3	1	1/27/2011 7:29:00 AM
Methyl Ethyl Ketone	2.3	0.90		ug/m3	1	1/27/2011 7:29:00 AM
Methyl Isobutyl Ketone	< 1.2	1.2		ug/m3	1	1/27/2011 7:29:00 AM
Methyl tert-butyl ether	< 0.55	0.55		ug/m3	1	1/27/2011 7:29:00 AM
Methylene chloride	620	170		ug/m3	320	1/29/2011 6:56:00 AM
o-Xylene	1.1	0.66		ug/m3	1	1/27/2011 7:29:00 AM
Propylene	< 0.26	0.26		ug/m3	1	1/27/2011 7:29:00 AM
Styrene	0.87	0.65		ug/m3	1	1/27/2011 7:29:00 AM
Tetrachloroethylene	6.8	1.0		ug/m3	1	1/27/2011 7:29:00 AM
Tetrahydrofuran	23	3.6		ug/m3	8	1/29/2011 6:21:00 AM
Toluene	4.9	0.57		ug/m3	1	1/27/2011 7:29:00 AM
trans-1,2-Dichloroethene	0.73	0.60		ug/m3	1	1/27/2011 7:29:00 AM
trans-1,3-Dichloropropene	< 0.69	0.69		ug/m3	1	1/27/2011 7:29:00 AM
Trichloroethene	4.8	0.82		ug/m3	1	1/27/2011 7:29:00 AM
Vinyl acetate	2.6	0.54		ug/m3	1	1/27/2011 7:29:00 AM
Vinyl Bromide	< 0.67	0.67		ug/m3	1	1/27/2011 7:29:00 AM
Vinyl chloride	< 0.39	0.39		ug/m3	1	1/27/2011 7:29:00 AM

Qualifiers:

**	Reporting Limit	.	Results reported are not blank corrected
B	Analyte detected in the associated Method Blank	E	Value above quantitation range
H	Holding times for preparation or analysis exceeded	J	Analyte detected at or below quantitation limits
JN	Non-routine analyte. Quantitation estimated.	ND	Not Detected at the Reporting Limit
S	Spike Recovery outside accepted recovery limits		

CLIENT:	Arcadis	**Client Sample ID:**	IA-VMP 6A
Lab Order:	C1101035	**Tag Number:**	191,69
Project:	Lockheed Martin NJ001014.0001	**Collection Date:**	1/24/2011
Lab ID:	C1101035-007A	**Matrix:**	AIR

Analyses	Result	**Limit	Qual	Units	DF	Date Analyzed
1UG/M3 W/ 0.25UG/M3 CT-TCE-VC		**TO-15**				Analyst: **LL**
1,1,1-Trichloroethane	< 0.83	0.83		ug/m3	1	1/26/2011 6:11:00 PM
1,1,2,2-Tetrachloroethane	< 1.0	1.0		ug/m3	1	1/26/2011 6:11:00 PM
1,1,2-Trichloroethane	< 0.83	0.83		ug/m3	1	1/26/2011 6:11:00 PM
1,1-Dichloroethane	< 0.62	0.62		ug/m3	1	1/26/2011 6:11:00 PM
1,1-Dichloroethene	< 0.60	0.60		ug/m3	1	1/26/2011 6:11:00 PM
1,2,4-Trichlorobenzene	< 1.1	1.1		ug/m3	1	1/26/2011 6:11:00 PM
1,2,4-Trimethylbenzene	2.4	0.75		ug/m3	1	1/26/2011 6:11:00 PM
1,2-Dibromoethane	< 1.2	1.2		ug/m3	1	1/26/2011 6:11:00 PM
1,2-Dichlorobenzene	< 0.92	0.92		ug/m3	1	1/26/2011 6:11:00 PM
1,2-Dichloroethane	< 0.62	0.62		ug/m3	1	1/26/2011 6:11:00 PM
1,2-Dichloropropane	< 0.70	0.70		ug/m3	1	1/26/2011 6:11:00 PM
1,3,5-Trimethylbenzene	0.60	0.75	J	ug/m3	1	1/26/2011 6:11:00 PM
1,3-butadiene	< 0.34	0.34		ug/m3	1	1/26/2011 6:11:00 PM
1,3-Dichlorobenzene	< 0.92	0.92		ug/m3	1	1/26/2011 6:11:00 PM
1,4-Dichlorobenzene	3.1	0.92		ug/m3	1	1/26/2011 6:11:00 PM
1,4-Dioxane	< 1.1	1.1		ug/m3	1	1/26/2011 6:11:00 PM
2,2,4-trimethylpentane	< 0.71	0.71		ug/m3	1	1/26/2011 6:11:00 PM
4-ethyltoluene	< 0.75	0.75		ug/m3	1	1/26/2011 6:11:00 PM
Acetone	23	5.8		ug/m3	8	1/28/2011 3:01:00 AM
Allyl chloride	< 0.48	0.48		ug/m3	1	1/26/2011 6:11:00 PM
Benzene	1.0	0.49		ug/m3	1	1/26/2011 6:11:00 PM
Benzyl chloride	< 0.88	0.88		ug/m3	1	1/26/2011 6:11:00 PM
Bromodichloromethane	< 1.0	1.0		ug/m3	1	1/26/2011 6:11:00 PM
Bromoform	< 1.6	1.6		ug/m3	1	1/26/2011 6:11:00 PM
Bromomethane	< 0.59	0.59		ug/m3	1	1/26/2011 6:11:00 PM
Carbon disulfide	0.41	0.47	J	ug/m3	1	1/26/2011 6:11:00 PM
Carbon tetrachloride	0.32	0.26		ug/m3	1	1/26/2011 6:11:00 PM
Chlorobenzene	< 0.70	0.70		ug/m3	1	1/26/2011 6:11:00 PM
Chloroethane	< 0.40	0.40		ug/m3	1	1/26/2011 6:11:00 PM
Chloroform	< 0.74	0.74		ug/m3	1	1/26/2011 6:11:00 PM
Chloromethane	0.59	0.31		ug/m3	1	1/26/2011 6:11:00 PM
cis-1,2-Dichloroethene	< 0.60	0.60		ug/m3	1	1/26/2011 6:11:00 PM
cis-1,3-Dichloropropene	< 0.69	0.69		ug/m3	1	1/26/2011 6:11:00 PM
Cyclohexane	5.8	0.52		ug/m3	1	1/26/2011 6:11:00 PM
Dibromochloromethane	< 1.3	1.3		ug/m3	1	1/26/2011 6:11:00 PM
Ethyl acetate	< 0.92	0.92		ug/m3	1	1/26/2011 6:11:00 PM
Ethylbenzene	0.66	0.66		ug/m3	1	1/26/2011 6:11:00 PM
Freon 11	1.1	0.86		ug/m3	1	1/26/2011 6:11:00 PM

Qualifiers:

**	Reporting Limit	.	Results reported are not blank corrected
B	Analyte detected in the associated Method Blank	E	Value above quantitation range
H	Holding times for preparation or analysis exceeded	J	Analyte detected at or below quantitation limits
JN	Non-routine analyte. Quantitation estimated.	ND	Not Detected at the Reporting Limit
S	Spike Recovery outside accepted recovery limits		

CLIENT:	Arcadis	**Client Sample ID:**	IA-VMP 6A
Lab Order:	C1101035	**Tag Number:**	191,69
Project:	Lockheed Martin NJ001014.0001	**Collection Date:**	1/24/2011
Lab ID:	C1101035-007A	**Matrix:**	AIR

Analyses	Result	**Limit	Qual	Units	DF	Date Analyzed
1UG/M3 W/ 0.25UG/M3 CT-TCE-VC		**TO-15**				Analyst: **LL**
Freon 113	< 1.2	1.2		ug/m3	1	1/26/2011 6:11:00 PM
Freon 114	< 1.1	1.1		ug/m3	1	1/26/2011 6:11:00 PM
Freon 12	1.9	0.75		ug/m3	1	1/26/2011 6:11:00 PM
Heptane	2.5	0.62		ug/m3	1	1/26/2011 6:11:00 PM
Hexachloro-1,3-butadiene	< 1.6	1.6		ug/m3	1	1/26/2011 6:11:00 PM
Hexane	2.6	0.54		ug/m3	1	1/26/2011 6:11:00 PM
Isopropyl alcohol	1400	120		ug/m3	320	1/28/2011 2:27:00 AM
m&p-Xylene	2.0	1.3		ug/m3	1	1/26/2011 6:11:00 PM
Methyl Butyl Ketone	< 1.2	1.2		ug/m3	1	1/26/2011 6:11:00 PM
Methyl Ethyl Ketone	3.4	0.90		ug/m3	1	1/26/2011 6:11:00 PM
Methyl Isobutyl Ketone	< 1.2	1.2		ug/m3	1	1/26/2011 6:11:00 PM
Methyl tert-butyl ether	< 0.55	0.55		ug/m3	1	1/26/2011 6:11:00 PM
Methylene chloride	800	170		ug/m3	320	1/28/2011 2:27:00 AM
o-Xylene	0.79	0.66		ug/m3	1	1/26/2011 6:11:00 PM
Propylene	< 0.26	0.26		ug/m3	1	1/26/2011 6:11:00 PM
Styrene	0.74	0.65		ug/m3	1	1/26/2011 6:11:00 PM
Tetrachloroethylene	< 1.0	1.0		ug/m3	1	1/26/2011 6:11:00 PM
Tetrahydrofuran	38	3.6		ug/m3	8	1/28/2011 3:01:00 AM
Toluene	5.5	0.57		ug/m3	1	1/26/2011 6:11:00 PM
trans-1,2-Dichloroethene	0.56	0.60	J	ug/m3	1	1/26/2011 6:11:00 PM
trans-1,3-Dichloropropene	< 0.69	0.69		ug/m3	1	1/26/2011 6:11:00 PM
Trichloroethene	0.60	0.22		ug/m3	1	1/26/2011 6:11:00 PM
Vinyl acetate	4.2	0.54		ug/m3	1	1/26/2011 6:11:00 PM
Vinyl Bromide	< 0.67	0.67		ug/m3	1	1/26/2011 6:11:00 PM
Vinyl chloride	< 0.10	0.10		ug/m3	1	1/26/2011 6:11:00 PM

CLIENT:	Arcadis	**Client Sample ID:**	SS-VMP 6
Lab Order:	C1101035	**Tag Number:**	317,436
Project:	Lockheed Martin NJ001014.0001	**Collection Date:**	1/24/2011
Lab ID:	C1101035-008A	**Matrix:**	AIR

Analyses	Result	**Limit	Qual	Units	DF	Date Analyzed
1UG/M3 BY METHOD TO15		**TO-15**				Analyst: **LL**
1,1,1-Trichloroethane	< 0.83	0.83		ug/m3	1	1/27/2011 8:04:00 AM
1,1,2,2-Tetrachloroethane	< 1.0	1.0		ug/m3	1	1/27/2011 8:04:00 AM
1,1,2-Trichloroethane	< 0.83	0.83		ug/m3	1	1/27/2011 8:04:00 AM
1,1-Dichloroethane	< 0.62	0.62		ug/m3	1	1/27/2011 8:04:00 AM
1,1-Dichloroethene	< 0.60	0.60		ug/m3	1	1/27/2011 8:04:00 AM
1,2,4-Trichlorobenzene	< 1.1	1.1		ug/m3	1	1/27/2011 8:04:00 AM
1,2,4-Trimethylbenzene	2.8	0.75		ug/m3	1	1/27/2011 8:04:00 AM
1,2-Dibromoethane	< 1.2	1.2		ug/m3	1	1/27/2011 8:04:00 AM
1,2-Dichlorobenzene	< 0.92	0.92		ug/m3	1	1/27/2011 8:04:00 AM
1,2-Dichloroethane	< 0.62	0.62		ug/m3	1	1/27/2011 8:04:00 AM
1,2-Dichloropropane	< 0.70	0.70		ug/m3	1	1/27/2011 8:04:00 AM
1,3,5-Trimethylbenzene	0.80	0.75		ug/m3	1	1/27/2011 8:04:00 AM
1,3-butadiene	< 0.34	0.34		ug/m3	1	1/27/2011 8:04:00 AM
1,3-Dichlorobenzene	< 0.92	0.92		ug/m3	1	1/27/2011 8:04:00 AM
1,4-Dichlorobenzene	8.0	0.92		ug/m3	1	1/27/2011 8:04:00 AM
1,4-Dioxane	< 1.1	1.1		ug/m3	1	1/27/2011 8:04:00 AM
2,2,4-trimethylpentane	< 0.71	0.71		ug/m3	1	1/27/2011 8:04:00 AM
4-ethyltoluene	0.60	0.75	J	ug/m3	1	1/27/2011 8:04:00 AM
Acetone	31	5.8		ug/m3	8	1/29/2011 7:32:00 AM
Allyl chloride	< 0.48	0.48		ug/m3	1	1/27/2011 8:04:00 AM
Benzene	1.0	0.49		ug/m3	1	1/27/2011 8:04:00 AM
Benzyl chloride	< 0.88	0.88		ug/m3	1	1/27/2011 8:04:00 AM
Bromodichloromethane	< 1.0	1.0		ug/m3	1	1/27/2011 8:04:00 AM
Bromoform	< 1.6	1.6		ug/m3	1	1/27/2011 8:04:00 AM
Bromomethane	< 0.59	0.59		ug/m3	1	1/27/2011 8:04:00 AM
Carbon disulfide	0.32	0.47	J	ug/m3	1	1/27/2011 8:04:00 AM
Carbon tetrachloride	0.32	0.96	J	ug/m3	1	1/27/2011 8:04:00 AM
Chlorobenzene	< 0.70	0.70		ug/m3	1	1/27/2011 8:04:00 AM
Chloroethane	< 0.40	0.40		ug/m3	1	1/27/2011 8:04:00 AM
Chloroform	< 0.74	0.74		ug/m3	1	1/27/2011 8:04:00 AM
Chloromethane	0.61	0.31		ug/m3	1	1/27/2011 8:04:00 AM
cis-1,2-Dichloroethene	< 0.60	0.60		ug/m3	1	1/27/2011 8:04:00 AM
cis-1,3-Dichloropropene	< 0.69	0.69		ug/m3	1	1/27/2011 8:04:00 AM
Cyclohexane	1.8	0.52		ug/m3	1	1/27/2011 8:04:00 AM
Dibromochloromethane	< 1.3	1.3		ug/m3	1	1/27/2011 8:04:00 AM
Ethyl acetate	< 0.92	0.92		ug/m3	1	1/27/2011 8:04:00 AM
Ethylbenzene	0.84	0.66		ug/m3	1	1/27/2011 8:04:00 AM
Freon 11	1.3	0.86		ug/m3	1	1/27/2011 8:04:00 AM

Qualifiers:

**	Reporting Limit	.	Results reported are not blank corrected
B	Analyte detected in the associated Method Blank	E	Value above quantitation range
H	Holding times for preparation or analysis exceeded	J	Analyte detected at or below quantitation limits
JN	Non-routine analyte. Quantitation estimated.	ND	Not Detected at the Reporting Limit
S	Spike Recovery outside accepted recovery limits		

CLIENT:	Arcadis	**Client Sample ID:**	SS-VMP 6
Lab Order:	C1101035	**Tag Number:**	317,436
Project:	Lockheed Martin NJ001014.0001	**Collection Date:**	1/24/2011
Lab ID:	C1101035-008A	**Matrix:**	AIR

Analyses	Result	**Limit	Qual	Units	DF	Date Analyzed
1UG/M3 BY METHOD TO15		**TO-15**				Analyst: **LL**
Freon 113	< 1.2	1.2		ug/m3	1	1/27/2011 8:04:00 AM
Freon 114	< 1.1	1.1		ug/m3	1	1/27/2011 8:04:00 AM
Freon 12	2.0	0.75		ug/m3	1	1/27/2011 8:04:00 AM
Heptane	2.6	0.62		ug/m3	1	1/27/2011 8:04:00 AM
Hexachloro-1,3-butadiene	< 1.6	1.6		ug/m3	1	1/27/2011 8:04:00 AM
Hexane	2.0	0.54		ug/m3	1	1/27/2011 8:04:00 AM
Isopropyl alcohol	1500	120		ug/m3	320	1/29/2011 8:07:00 AM
m&p-Xylene	2.1	1.3		ug/m3	1	1/27/2011 8:04:00 AM
Methyl Butyl Ketone	< 1.2	1.2		ug/m3	1	1/27/2011 8:04:00 AM
Methyl Ethyl Ketone	3.1	0.90		ug/m3	1	1/27/2011 8:04:00 AM
Methyl Isobutyl Ketone	< 1.2	1.2		ug/m3	1	1/27/2011 8:04:00 AM
Methyl tert-butyl ether	< 0.55	0.55		ug/m3	1	1/27/2011 8:04:00 AM
Methylene chloride	800	170		ug/m3	320	1/29/2011 8:07:00 AM
o-Xylene	0.75	0.66		ug/m3	1	1/27/2011 8:04:00 AM
Propylene	< 0.26	0.26		ug/m3	1	1/27/2011 8:04:00 AM
Styrene	0.56	0.65	J	ug/m3	1	1/27/2011 8:04:00 AM
Tetrachloroethylene	< 1.0	1.0		ug/m3	1	1/27/2011 8:04:00 AM
Tetrahydrofuran	11	0.45		ug/m3	1	1/27/2011 8:04:00 AM
Toluene	5.8	4.6		ug/m3	8	1/29/2011 7:32:00 AM
trans-1,2-Dichloroethene	0.44	0.60	J	ug/m3	1	1/27/2011 8:04:00 AM
trans-1,3-Dichloropropene	< 0.69	0.69		ug/m3	1	1/27/2011 8:04:00 AM
Trichloroethene	0.49	0.82	J	ug/m3	1	1/27/2011 8:04:00 AM
Vinyl acetate	< 0.54	0.54		ug/m3	1	1/27/2011 8:04:00 AM
Vinyl Bromide	< 0.67	0.67		ug/m3	1	1/27/2011 8:04:00 AM
Vinyl chloride	< 0.39	0.39		ug/m3	1	1/27/2011 8:04:00 AM

Qualifiers:

**	Reporting Limit	.	Results reported are not blank corrected
B	Analyte detected in the associated Method Blank	E	Value above quantitation range
H	Holding times for preparation or analysis exceeded	J	Analyte detected at or below quantitation limits
JN	Non-routine analyte. Quantitation estimated.	ND	Not Detected at the Reporting Limit
S	Spike Recovery outside accepted recovery limits		

CLIENT:	Arcadis	**Client Sample ID:**	IA-VMP 3B
Lab Order:	C1101035	**Tag Number:**	106,395
Project:	Lockheed Martin NJ001014.0001	**Collection Date:**	1/24/2011
Lab ID:	C1101035-009A	**Matrix:**	AIR

Analyses	Result	**Limit	Qual	Units	DF	Date Analyzed
1UG/M3 W/ 0.25UG/M3 CT-TCE-VC		**TO-15**				Analyst: **LL**
1,1,1-Trichloroethane	< 0.83	0.83		ug/m3	1	1/26/2011 6:46:00 PM
1,1,2,2-Tetrachloroethane	< 1.0	1.0		ug/m3	1	1/26/2011 6:46:00 PM
1,1,2-Trichloroethane	< 0.83	0.83		ug/m3	1	1/26/2011 6:46:00 PM
1,1-Dichloroethane	< 0.62	0.62		ug/m3	1	1/26/2011 6:46:00 PM
1,1-Dichloroethene	< 0.60	0.60		ug/m3	1	1/26/2011 6:46:00 PM
1,2,4-Trichlorobenzene	< 1.1	1.1		ug/m3	1	1/26/2011 6:46:00 PM
1,2,4-Trimethylbenzene	1.3	0.75		ug/m3	1	1/26/2011 6:46:00 PM
1,2-Dibromoethane	< 1.2	1.2		ug/m3	1	1/26/2011 6:46:00 PM
1,2-Dichlorobenzene	< 0.92	0.92		ug/m3	1	1/26/2011 6:46:00 PM
1,2-Dichloroethane	< 0.62	0.62		ug/m3	1	1/26/2011 6:46:00 PM
1,2-Dichloropropane	< 0.70	0.70		ug/m3	1	1/26/2011 6:46:00 PM
1,3,5-Trimethylbenzene	0.55	0.75	J	ug/m3	1	1/26/2011 6:46:00 PM
1,3-butadiene	< 0.34	0.34		ug/m3	1	1/26/2011 6:46:00 PM
1,3-Dichlorobenzene	< 0.92	0.92		ug/m3	1	1/26/2011 6:46:00 PM
1,4-Dichlorobenzene	1.4	0.92		ug/m3	1	1/26/2011 6:46:00 PM
1,4-Dioxane	< 1.1	1.1		ug/m3	1	1/26/2011 6:46:00 PM
2,2,4-trimethylpentane	< 0.71	0.71		ug/m3	1	1/26/2011 6:46:00 PM
4-ethyltoluene	< 0.75	0.75		ug/m3	1	1/26/2011 6:46:00 PM
Acetone	19	7.2		ug/m3	10	1/28/2011 3:34:00 AM
Allyl chloride	< 0.48	0.48		ug/m3	1	1/26/2011 6:46:00 PM
Benzene	0.84	0.49		ug/m3	1	1/26/2011 6:46:00 PM
Benzyl chloride	< 0.88	0.88		ug/m3	1	1/26/2011 6:46:00 PM
Bromodichloromethane	< 1.0	1.0		ug/m3	1	1/26/2011 6:46:00 PM
Bromoform	< 1.6	1.6		ug/m3	1	1/26/2011 6:46:00 PM
Bromomethane	< 0.59	0.59		ug/m3	1	1/26/2011 6:46:00 PM
Carbon disulfide	< 0.47	0.47		ug/m3	1	1/26/2011 6:46:00 PM
Carbon tetrachloride	0.26	0.26		ug/m3	1	1/26/2011 6:46:00 PM
Chlorobenzene	< 0.70	0.70		ug/m3	1	1/26/2011 6:46:00 PM
Chloroethane	< 0.40	0.40		ug/m3	1	1/26/2011 6:46:00 PM
Chloroform	< 0.74	0.74		ug/m3	1	1/26/2011 6:46:00 PM
Chloromethane	0.67	0.31		ug/m3	1	1/26/2011 6:46:00 PM
cis-1,2-Dichloroethene	< 0.60	0.60		ug/m3	1	1/26/2011 6:46:00 PM
cis-1,3-Dichloropropene	< 0.69	0.69		ug/m3	1	1/26/2011 6:46:00 PM
Cyclohexane	< 0.52	0.52		ug/m3	1	1/26/2011 6:46:00 PM
Dibromochloromethane	< 1.3	1.3		ug/m3	1	1/26/2011 6:46:00 PM
Ethyl acetate	< 0.92	0.92		ug/m3	1	1/26/2011 6:46:00 PM
Ethylbenzene	0.97	0.66		ug/m3	1	1/26/2011 6:46:00 PM
Freon 11	1.3	0.86		ug/m3	1	1/26/2011 6:46:00 PM

Qualifiers:

**	Reporting Limit
B	Analyte detected in the associated Method Blank
H	Holding times for preparation or analysis exceeded
JN	Non-routine analyte. Quantitation estimated.
S	Spike Recovery outside accepted recovery limits
.	Results reported are not blank corrected
E	Value above quantitation range
J	Analyte detected at or below quantitation limits
ND	Not Detected at the Reporting Limit

CLIENT:	Arcadis	**Client Sample ID:**	IA-VMP 3B
Lab Order:	C1101035	**Tag Number:**	106,395
Project:	Lockheed Martin NJ001014.0001	**Collection Date:**	1/24/2011
Lab ID:	C1101035-009A	**Matrix:**	AIR

Analyses	Result	**Limit	Qual	Units	DF	Date Analyzed
1UG/M3 W/ 0.25UG/M3 CT-TCE-VC		**TO-15**				Analyst: **LL**
Freon 113	< 1.2	1.2		ug/m3	1	1/26/2011 6:46:00 PM
Freon 114	< 1.1	1.1		ug/m3	1	1/26/2011 6:46:00 PM
Freon 12	1.9	0.75		ug/m3	1	1/26/2011 6:46:00 PM
Heptane	3.1	0.62		ug/m3	1	1/26/2011 6:46:00 PM
Hexachloro-1,3-butadiene	< 1.6	1.6		ug/m3	1	1/26/2011 6:46:00 PM
Hexane	1.1	0.54		ug/m3	1	1/26/2011 6:46:00 PM
Isopropyl alcohol	210	15		ug/m3	40	1/28/2011 4:07:00 AM
m&p-Xylene	1.1	1.3	J	ug/m3	1	1/26/2011 6:46:00 PM
Methyl Butyl Ketone	< 1.2	1.2		ug/m3	1	1/26/2011 6:46:00 PM
Methyl Ethyl Ketone	< 0.90	0.90		ug/m3	1	1/26/2011 6:46:00 PM
Methyl Isobutyl Ketone	< 1.2	1.2		ug/m3	1	1/26/2011 6:46:00 PM
Methyl tert-butyl ether	< 0.55	0.55		ug/m3	1	1/26/2011 6:46:00 PM
Methylene chloride	150	21		ug/m3	40	1/28/2011 4:07:00 AM
o-Xylene	0.79	0.66		ug/m3	1	1/26/2011 6:46:00 PM
Propylene	< 0.26	0.26		ug/m3	1	1/26/2011 6:46:00 PM
Styrene	8.6	0.65		ug/m3	1	1/26/2011 6:46:00 PM
Tetrachloroethylene	< 1.0	1.0		ug/m3	1	1/26/2011 6:46:00 PM
Tetrahydrofuran	< 0.45	0.45		ug/m3	1	1/26/2011 6:46:00 PM
Toluene	12	5.7		ug/m3	10	1/28/2011 3:34:00 AM
trans-1,2-Dichloroethene	< 0.60	0.60		ug/m3	1	1/26/2011 6:46:00 PM
trans-1,3-Dichloropropene	< 0.69	0.69		ug/m3	1	1/26/2011 6:46:00 PM
Trichloroethene	0.66	0.22		ug/m3	1	1/26/2011 6:46:00 PM
Vinyl acetate	< 0.54	0.54		ug/m3	1	1/26/2011 6:46:00 PM
Vinyl Bromide	< 0.67	0.67		ug/m3	1	1/26/2011 6:46:00 PM
Vinyl chloride	< 0.10	0.10		ug/m3	1	1/26/2011 6:46:00 PM

Qualifiers:

**	Reporting Limit	.	Results reported are not blank corrected
B	Analyte detected in the associated Method Blank	E	Value above quantitation range
H	Holding times for preparation or analysis exceeded	J	Analyte detected at or below quantitation limits
JN	Non-routine analyte. Quantitation estimated.	ND	Not Detected at the Reporting Limit
S	Spike Recovery outside accepted recovery limits		

CLIENT:	Arcadis	**Client Sample ID:**	SS-VMP 3B
Lab Order:	C1101035	**Tag Number:**	479,123
Project:	Lockheed Martin NJ001014.0001	**Collection Date:**	1/24/2011
Lab ID:	C1101035-010A	**Matrix:**	AIR

Analyses	Result	**Limit	Qual	Units	DF	Date Analyzed
1UG/M3 BY METHOD TO15		**TO-15**				Analyst: **LL**
1,1,1-Trichloroethane	< 0.83	0.83		ug/m3	1	1/27/2011 8:39:00 AM
1,1,2,2-Tetrachloroethane	< 1.0	1.0		ug/m3	1	1/27/2011 8:39:00 AM
1,1,2-Trichloroethane	< 0.83	0.83		ug/m3	1	1/27/2011 8:39:00 AM
1,1-Dichloroethane	< 0.62	0.62		ug/m3	1	1/27/2011 8:39:00 AM
1,1-Dichloroethene	< 0.60	0.60		ug/m3	1	1/27/2011 8:39:00 AM
1,2,4-Trichlorobenzene	< 1.1	1.1		ug/m3	1	1/27/2011 8:39:00 AM
1,2,4-Trimethylbenzene	1.7	0.75		ug/m3	1	1/27/2011 8:39:00 AM
1,2-Dibromoethane	< 1.2	1.2		ug/m3	1	1/27/2011 8:39:00 AM
1,2-Dichlorobenzene	< 0.92	0.92		ug/m3	1	1/27/2011 8:39:00 AM
1,2-Dichloroethane	< 0.62	0.62		ug/m3	1	1/27/2011 8:39:00 AM
1,2-Dichloropropane	< 0.70	0.70		ug/m3	1	1/27/2011 8:39:00 AM
1,3,5-Trimethylbenzene	0.80	0.75		ug/m3	1	1/27/2011 8:39:00 AM
1,3-butadiene	< 0.34	0.34		ug/m3	1	1/27/2011 8:39:00 AM
1,3-Dichlorobenzene	< 0.92	0.92		ug/m3	1	1/27/2011 8:39:00 AM
1,4-Dichlorobenzene	4.6	0.92		ug/m3	1	1/27/2011 8:39:00 AM
1,4-Dioxane	< 1.1	1.1		ug/m3	1	1/27/2011 8:39:00 AM
2,2,4-trimethylpentane	< 0.71	0.71		ug/m3	1	1/27/2011 8:39:00 AM
4-ethyltoluene	< 0.75	0.75		ug/m3	1	1/27/2011 8:39:00 AM
Acetone	29	7.2		ug/m3	10	1/27/2011 9:11:00 AM
Allyl chloride	< 0.48	0.48		ug/m3	1	1/27/2011 8:39:00 AM
Benzene	1.0	0.49		ug/m3	1	1/27/2011 8:39:00 AM
Benzyl chloride	< 0.88	0.88		ug/m3	1	1/27/2011 8:39:00 AM
Bromodichloromethane	< 1.0	1.0		ug/m3	1	1/27/2011 8:39:00 AM
Bromoform	< 1.6	1.6		ug/m3	1	1/27/2011 8:39:00 AM
Bromomethane	< 0.59	0.59		ug/m3	1	1/27/2011 8:39:00 AM
Carbon disulfide	< 0.47	0.47		ug/m3	1	1/27/2011 8:39:00 AM
Carbon tetrachloride	0.38	0.96	J	ug/m3	1	1/27/2011 8:39:00 AM
Chlorobenzene	< 0.70	0.70		ug/m3	1	1/27/2011 8:39:00 AM
Chloroethane	< 0.40	0.40		ug/m3	1	1/27/2011 8:39:00 AM
Chloroform	< 0.74	0.74		ug/m3	1	1/27/2011 8:39:00 AM
Chloromethane	0.65	0.31		ug/m3	1	1/27/2011 8:39:00 AM
cis-1,2-Dichloroethene	< 0.60	0.60		ug/m3	1	1/27/2011 8:39:00 AM
cis-1,3-Dichloropropene	< 0.69	0.69		ug/m3	1	1/27/2011 8:39:00 AM
Cyclohexane	1.8	0.52		ug/m3	1	1/27/2011 8:39:00 AM
Dibromochloromethane	< 1.3	1.3		ug/m3	1	1/27/2011 8:39:00 AM
Ethyl acetate	< 0.92	0.92		ug/m3	1	1/27/2011 8:39:00 AM
Ethylbenzene	1.2	0.66		ug/m3	1	1/27/2011 8:39:00 AM
Freon 11	1.3	0.86		ug/m3	1	1/27/2011 8:39:00 AM

Qualifiers:

**	Reporting Limit	.	Results reported are not blank corrected
B	Analyte detected in the associated Method Blank	E	Value above quantitation range
H	Holding times for preparation or analysis exceeded	J	Analyte detected at or below quantitation limits
JN	Non-routine analyte. Quantitation estimated.	ND	Not Detected at the Reporting Limit
S	Spike Recovery outside accepted recovery limits		

CLIENT:	Arcadis	**Client Sample ID:**	SS-VMP 3B
Lab Order:	C1101035	**Tag Number:**	479,123
Project:	Lockheed Martin NJ001014.0001	**Collection Date:**	1/24/2011
Lab ID:	C1101035-010A	**Matrix:**	AIR

Analyses	Result	**Limit	Qual	Units	DF	Date Analyzed
1UG/M3 BY METHOD TO15		**TO-15**				Analyst: **LL**
Freon 113	< 1.2	1.2		ug/m3	1	1/27/2011 8:39:00 AM
Freon 114	< 1.1	1.1		ug/m3	1	1/27/2011 8:39:00 AM
Freon 12	2.1	0.75		ug/m3	1	1/27/2011 8:39:00 AM
Heptane	3.2	0.62		ug/m3	1	1/27/2011 8:39:00 AM
Hexachloro-1,3-butadiene	< 1.6	1.6		ug/m3	1	1/27/2011 8:39:00 AM
Hexane	1.1	0.54		ug/m3	1	1/27/2011 8:39:00 AM
Isopropyl alcohol	290	30		ug/m3	80	1/29/2011 9:17:00 AM
m&p-Xylene	1.9	1.3		ug/m3	1	1/27/2011 8:39:00 AM
Methyl Butyl Ketone	< 1.2	1.2		ug/m3	1	1/27/2011 8:39:00 AM
Methyl Ethyl Ketone	< 0.90	0.90		ug/m3	1	1/27/2011 8:39:00 AM
Methyl Isobutyl Ketone	< 1.2	1.2		ug/m3	1	1/27/2011 8:39:00 AM
Methyl tert-butyl ether	< 0.55	0.55		ug/m3	1	1/27/2011 8:39:00 AM
Methylene chloride	160	21		ug/m3	40	1/29/2011 8:42:00 AM
o-Xylene	1.1	0.66		ug/m3	1	1/27/2011 8:39:00 AM
Propylene	< 0.26	0.26		ug/m3	1	1/27/2011 8:39:00 AM
Styrene	7.2	0.65		ug/m3	1	1/27/2011 8:39:00 AM
Tetrachloroethylene	< 1.0	1.0		ug/m3	1	1/27/2011 8:39:00 AM
Tetrahydrofuran	< 0.45	0.45		ug/m3	1	1/27/2011 8:39:00 AM
Toluene	11	5.7		ug/m3	10	1/27/2011 9:11:00 AM
trans-1,2-Dichloroethene	< 0.60	0.60		ug/m3	1	1/27/2011 8:39:00 AM
trans-1,3-Dichloropropene	< 0.69	0.69		ug/m3	1	1/27/2011 8:39:00 AM
Trichloroethene	0.60	0.82	J	ug/m3	1	1/27/2011 8:39:00 AM
Vinyl acetate	< 0.54	0.54		ug/m3	1	1/27/2011 8:39:00 AM
Vinyl Bromide	< 0.67	0.67		ug/m3	1	1/27/2011 8:39:00 AM
Vinyl chloride	< 0.39	0.39		ug/m3	1	1/27/2011 8:39:00 AM

Qualifiers:

**	Reporting Limit
B	Analyte detected in the associated Method Blank
H	Holding times for preparation or analysis exceeded
JN	Non-routine analyte. Quantitation estimated.
S	Spike Recovery outside accepted recovery limits
.	Results reported are not blank corrected
E	Value above quantitation range
J	Analyte detected at or below quantitation limits
ND	Not Detected at the Reporting Limit

CLIENT:	Arcadis	**Client Sample ID:**	SS-VMP 3E
Lab Order:	C1101035	**Tag Number:**	193,405
Project:	Lockheed Martin NJ001014.0001	**Collection Date:**	1/24/2011
Lab ID:	C1101035-011A	**Matrix:**	AIR

Analyses	Result	**Limit	Qual	Units	DF	Date Analyzed
1UG/M3 BY METHOD TO15		**TO-15**				Analyst: **LL**
1,1,1-Trichloroethane	< 0.83	0.83		ug/m3	1	1/27/2011 9:46:00 AM
1,1,2,2-Tetrachloroethane	< 1.0	1.0		ug/m3	1	1/27/2011 9:46:00 AM
1,1,2-Trichloroethane	< 0.83	0.83		ug/m3	1	1/27/2011 9:46:00 AM
1,1-Dichloroethane	< 0.62	0.62		ug/m3	1	1/27/2011 9:46:00 AM
1,1-Dichloroethene	< 0.60	0.60		ug/m3	1	1/27/2011 9:46:00 AM
1,2,4-Trichlorobenzene	< 1.1	1.1		ug/m3	1	1/27/2011 9:46:00 AM
1,2,4-Trimethylbenzene	5.1	0.75		ug/m3	1	1/27/2011 9:46:00 AM
1,2-Dibromoethane	< 1.2	1.2		ug/m3	1	1/27/2011 9:46:00 AM
1,2-Dichlorobenzene	< 0.92	0.92		ug/m3	1	1/27/2011 9:46:00 AM
1,2-Dichloroethane	< 0.62	0.62		ug/m3	1	1/27/2011 9:46:00 AM
1,2-Dichloropropane	< 0.70	0.70		ug/m3	1	1/27/2011 9:46:00 AM
1,3,5-Trimethylbenzene	1.2	0.75		ug/m3	1	1/27/2011 9:46:00 AM
1,3-butadiene	< 0.34	0.34		ug/m3	1	1/27/2011 9:46:00 AM
1,3-Dichlorobenzene	< 0.92	0.92		ug/m3	1	1/27/2011 9:46:00 AM
1,4-Dichlorobenzene	< 0.92	0.92		ug/m3	1	1/27/2011 9:46:00 AM
1,4-Dioxane	< 1.1	1.1		ug/m3	1	1/27/2011 9:46:00 AM
2,2,4-trimethylpentane	< 0.71	0.71		ug/m3	1	1/27/2011 9:46:00 AM
4-ethyltoluene	1.1	0.75		ug/m3	1	1/27/2011 9:46:00 AM
Acetone	6.9	3.6		ug/m3	5	1/29/2011 9:52:00 AM
Allyl chloride	< 0.48	0.48		ug/m3	1	1/27/2011 9:46:00 AM
Benzene	0.94	0.49		ug/m3	1	1/27/2011 9:46:00 AM
Benzyl chloride	< 0.88	0.88		ug/m3	1	1/27/2011 9:46:00 AM
Bromodichloromethane	< 1.0	1.0		ug/m3	1	1/27/2011 9:46:00 AM
Bromoform	< 1.6	1.6		ug/m3	1	1/27/2011 9:46:00 AM
Bromomethane	< 0.59	0.59		ug/m3	1	1/27/2011 9:46:00 AM
Carbon disulfide	< 0.47	0.47		ug/m3	1	1/27/2011 9:46:00 AM
Carbon tetrachloride	0.38	0.96	J	ug/m3	1	1/27/2011 9:46:00 AM
Chlorobenzene	< 0.70	0.70		ug/m3	1	1/27/2011 9:46:00 AM
Chloroethane	< 0.40	0.40		ug/m3	1	1/27/2011 9:46:00 AM
Chloroform	< 0.74	0.74		ug/m3	1	1/27/2011 9:46:00 AM
Chloromethane	0.80	0.31		ug/m3	1	1/27/2011 9:46:00 AM
cis-1,2-Dichloroethene	< 0.60	0.60		ug/m3	1	1/27/2011 9:46:00 AM
cis-1,3-Dichloropropene	< 0.69	0.69		ug/m3	1	1/27/2011 9:46:00 AM
Cyclohexane	< 0.52	0.52		ug/m3	1	1/27/2011 9:46:00 AM
Dibromochloromethane	< 1.3	1.3		ug/m3	1	1/27/2011 9:46:00 AM
Ethyl acetate	< 0.92	0.92		ug/m3	1	1/27/2011 9:46:00 AM
Ethylbenzene	0.93	0.66		ug/m3	1	1/27/2011 9:46:00 AM
Freon 11	1.4	0.86		ug/m3	1	1/27/2011 9:46:00 AM

Qualifiers:

**	Reporting Limit	.	Results reported are not blank corrected
B	Analyte detected in the associated Method Blank	E	Value above quantitation range
H	Holding times for preparation or analysis exceeded	J	Analyte detected at or below quantitation limits
JN	Non-routine analyte. Quantitation estimated.	ND	Not Detected at the Reporting Limit
S	Spike Recovery outside accepted recovery limits		

CLIENT:	Arcadis	**Client Sample ID:**	SS-VMP 3E
Lab Order:	C1101035	**Tag Number:**	193,405
Project:	Lockheed Martin NJ001014.0001	**Collection Date:**	1/24/2011
Lab ID:	C1101035-011A	**Matrix:**	AIR

Analyses	Result	**Limit	Qual	Units	DF	Date Analyzed
1UG/M3 BY METHOD TO15		**TO-15**				Analyst: **LL**
Freon 113	< 1.2	1.2		ug/m3	1	1/27/2011 9:46:00 AM
Freon 114	< 1.1	1.1		ug/m3	1	1/27/2011 9:46:00 AM
Freon 12	2.3	0.75		ug/m3	1	1/27/2011 9:46:00 AM
Heptane	12	3.1		ug/m3	5	1/29/2011 9:52:00 AM
Hexachloro-1,3-butadiene	< 1.6	1.6		ug/m3	1	1/27/2011 9:46:00 AM
Hexane	1.8	0.54		ug/m3	1	1/27/2011 9:46:00 AM
Isopropyl alcohol	15	1.9		ug/m3	5	1/29/2011 9:52:00 AM
m&p-Xylene	2.1	1.3		ug/m3	1	1/27/2011 9:46:00 AM
Methyl Butyl Ketone	< 1.2	1.2		ug/m3	1	1/27/2011 9:46:00 AM
Methyl Ethyl Ketone	< 0.90	0.90		ug/m3	1	1/27/2011 9:46:00 AM
Methyl Isobutyl Ketone	< 1.2	1.2		ug/m3	1	1/27/2011 9:46:00 AM
Methyl tert-butyl ether	< 0.55	0.55		ug/m3	1	1/27/2011 9:46:00 AM
Methylene chloride	5.9	0.53		ug/m3	1	1/27/2011 9:46:00 AM
o-Xylene	0.62	0.66	J	ug/m3	1	1/27/2011 9:46:00 AM
Propylene	< 0.26	0.26		ug/m3	1	1/27/2011 9:46:00 AM
Styrene	1.1	0.65		ug/m3	1	1/27/2011 9:46:00 AM
Tetrachloroethylene	1.2	1.0		ug/m3	1	1/27/2011 9:46:00 AM
Tetrahydrofuran	< 0.45	0.45		ug/m3	1	1/27/2011 9:46:00 AM
Toluene	5.8	0.57		ug/m3	1	1/27/2011 9:46:00 AM
trans-1,2-Dichloroethene	< 0.60	0.60		ug/m3	1	1/27/2011 9:46:00 AM
trans-1,3-Dichloropropene	< 0.69	0.69		ug/m3	1	1/27/2011 9:46:00 AM
Trichloroethene	1.3	0.82		ug/m3	1	1/27/2011 9:46:00 AM
Vinyl acetate	< 0.54	0.54		ug/m3	1	1/27/2011 9:46:00 AM
Vinyl Bromide	< 0.67	0.67		ug/m3	1	1/27/2011 9:46:00 AM
Vinyl chloride	< 0.39	0.39		ug/m3	1	1/27/2011 9:46:00 AM

Qualifiers:

**	Reporting Limit	.	Results reported are not blank corrected
B	Analyte detected in the associated Method Blank	E	Value above quantitation range
H	Holding times for preparation or analysis exceeded	J	Analyte detected at or below quantitation limits
JN	Non-routine analyte. Quantitation estimated.	ND	Not Detected at the Reporting Limit
S	Spike Recovery outside accepted recovery limits		

CLIENT:	Arcadis	**Client Sample ID:**	IA-VMP 3E
Lab Order:	C1101035	**Tag Number:**	422,56
Project:	Lockheed Martin NJ001014.0001	**Collection Date:**	1/24/2011
Lab ID:	C1101035-012A	**Matrix:**	AIR

Analyses	Result	**Limit	Qual	Units	DF	Date Analyzed
1UG/M3 W/ 0.25UG/M3 CT-TCE-VC		**TO-15**				Analyst: **LL**
1,1,1-Trichloroethane	< 0.83	0.83		ug/m3	1	1/26/2011 7:21:00 PM
1,1,2,2-Tetrachloroethane	< 1.0	1.0		ug/m3	1	1/26/2011 7:21:00 PM
1,1,2-Trichloroethane	< 0.83	0.83		ug/m3	1	1/26/2011 7:21:00 PM
1,1-Dichloroethane	< 0.62	0.62		ug/m3	1	1/26/2011 7:21:00 PM
1,1-Dichloroethene	< 0.60	0.60		ug/m3	1	1/26/2011 7:21:00 PM
1,2,4-Trichlorobenzene	< 1.1	1.1		ug/m3	1	1/26/2011 7:21:00 PM
1,2,4-Trimethylbenzene	3.8	0.75		ug/m3	1	1/26/2011 7:21:00 PM
1,2-Dibromoethane	< 1.2	1.2		ug/m3	1	1/26/2011 7:21:00 PM
1,2-Dichlorobenzene	< 0.92	0.92		ug/m3	1	1/26/2011 7:21:00 PM
1,2-Dichloroethane	< 0.62	0.62		ug/m3	1	1/26/2011 7:21:00 PM
1,2-Dichloropropane	< 0.70	0.70		ug/m3	1	1/26/2011 7:21:00 PM
1,3,5-Trimethylbenzene	0.80	0.75		ug/m3	1	1/26/2011 7:21:00 PM
1,3-butadiene	< 0.34	0.34		ug/m3	1	1/26/2011 7:21:00 PM
1,3-Dichlorobenzene	< 0.92	0.92		ug/m3	1	1/26/2011 7:21:00 PM
1,4-Dichlorobenzene	< 0.92	0.92		ug/m3	1	1/26/2011 7:21:00 PM
1,4-Dioxane	< 1.1	1.1		ug/m3	1	1/26/2011 7:21:00 PM
2,2,4-trimethylpentane	< 0.71	0.71		ug/m3	1	1/26/2011 7:21:00 PM
4-ethyltoluene	0.80	0.75		ug/m3	1	1/26/2011 7:21:00 PM
Acetone	6.5	3.6		ug/m3	5	1/28/2011 4:39:00 AM
Allyl chloride	< 0.48	0.48		ug/m3	1	1/26/2011 7:21:00 PM
Benzene	0.88	0.49		ug/m3	1	1/26/2011 7:21:00 PM
Benzyl chloride	< 0.88	0.88		ug/m3	1	1/26/2011 7:21:00 PM
Bromodichloromethane	< 1.0	1.0		ug/m3	1	1/26/2011 7:21:00 PM
Bromoform	< 1.6	1.6		ug/m3	1	1/26/2011 7:21:00 PM
Bromomethane	< 0.59	0.59		ug/m3	1	1/26/2011 7:21:00 PM
Carbon disulfide	< 0.47	0.47		ug/m3	1	1/26/2011 7:21:00 PM
Carbon tetrachloride	0.32	0.26		ug/m3	1	1/26/2011 7:21:00 PM
Chlorobenzene	< 0.70	0.70		ug/m3	1	1/26/2011 7:21:00 PM
Chloroethane	< 0.40	0.40		ug/m3	1	1/26/2011 7:21:00 PM
Chloroform	< 0.74	0.74		ug/m3	1	1/26/2011 7:21:00 PM
Chloromethane	0.61	0.31		ug/m3	1	1/26/2011 7:21:00 PM
cis-1,2-Dichloroethene	< 0.60	0.60		ug/m3	1	1/26/2011 7:21:00 PM
cis-1,3-Dichloropropene	< 0.69	0.69		ug/m3	1	1/26/2011 7:21:00 PM
Cyclohexane	< 0.52	0.52		ug/m3	1	1/26/2011 7:21:00 PM
Dibromochloromethane	< 1.3	1.3		ug/m3	1	1/26/2011 7:21:00 PM
Ethyl acetate	< 0.92	0.92		ug/m3	1	1/26/2011 7:21:00 PM
Ethylbenzene	0.79	0.66		ug/m3	1	1/26/2011 7:21:00 PM
Freon 11	1.0	0.86		ug/m3	1	1/26/2011 7:21:00 PM

Qualifiers:

**	Reporting Limit	.	Results reported are not blank corrected
B	Analyte detected in the associated Method Blank	E	Value above quantitation range
H	Holding times for preparation or analysis exceeded	J	Analyte detected at or below quantitation limits
JN	Non-routine analyte. Quantitation estimated.	ND	Not Detected at the Reporting Limit
S	Spike Recovery outside accepted recovery limits		

CLIENT:	Arcadis	**Client Sample ID:**	IA-VMP 3E
Lab Order:	C1101035	**Tag Number:**	422,56
Project:	Lockheed Martin NJ001014.0001	**Collection Date:**	1/24/2011
Lab ID:	C1101035-012A	**Matrix:**	AIR

Analyses	Result	**Limit	Qual	Units	DF	Date Analyzed
1UG/M3 W/ 0.25UG/M3 CT-TCE-VC		**TO-15**				Analyst: **LL**
Freon 113	< 1.2	1.2		ug/m3	1	1/26/2011 7:21:00 PM
Freon 114	< 1.1	1.1		ug/m3	1	1/26/2011 7:21:00 PM
Freon 12	1.9	0.75		ug/m3	1	1/26/2011 7:21:00 PM
Heptane	21	3.1		ug/m3	5	1/28/2011 4:39:00 AM
Hexachloro-1,3-butadiene	< 1.6	1.6		ug/m3	1	1/26/2011 7:21:00 PM
Hexane	1.4	0.54		ug/m3	1	1/26/2011 7:21:00 PM
Isopropyl alcohol	19	1.9		ug/m3	5	1/28/2011 4:39:00 AM
m&p-Xylene	1.6	1.3		ug/m3	1	1/26/2011 7:21:00 PM
Methyl Butyl Ketone	< 1.2	1.2		ug/m3	1	1/26/2011 7:21:00 PM
Methyl Ethyl Ketone	< 0.90	0.90		ug/m3	1	1/26/2011 7:21:00 PM
Methyl Isobutyl Ketone	< 1.2	1.2		ug/m3	1	1/26/2011 7:21:00 PM
Methyl tert-butyl ether	< 0.55	0.55		ug/m3	1	1/26/2011 7:21:00 PM
Methylene chloride	9.7	2.6		ug/m3	5	1/28/2011 4:39:00 AM
o-Xylene	0.66	0.66		ug/m3	1	1/26/2011 7:21:00 PM
Propylene	< 0.26	0.26		ug/m3	1	1/26/2011 7:21:00 PM
Styrene	2.1	0.65		ug/m3	1	1/26/2011 7:21:00 PM
Tetrachloroethylene	0.69	1.0	J	ug/m3	1	1/26/2011 7:21:00 PM
Tetrahydrofuran	< 0.45	0.45		ug/m3	1	1/26/2011 7:21:00 PM
Toluene	5.7	0.57		ug/m3	1	1/26/2011 7:21:00 PM
trans-1,2-Dichloroethene	< 0.60	0.60		ug/m3	1	1/26/2011 7:21:00 PM
trans-1,3-Dichloropropene	< 0.69	0.69		ug/m3	1	1/26/2011 7:21:00 PM
Trichloroethene	1.3	0.22		ug/m3	1	1/26/2011 7:21:00 PM
Vinyl acetate	< 0.54	0.54		ug/m3	1	1/26/2011 7:21:00 PM
Vinyl Bromide	< 0.67	0.67		ug/m3	1	1/26/2011 7:21:00 PM
Vinyl chloride	< 0.10	0.10		ug/m3	1	1/26/2011 7:21:00 PM

Qualifiers:

**	Reporting Limit	.	Results reported are not blank corrected
B	Analyte detected in the associated Method Blank	E	Value above quantitation range
H	Holding times for preparation or analysis exceeded	J	Analyte detected at or below quantitation limits
JN	Non-routine analyte. Quantitation estimated.	ND	Not Detected at the Reporting Limit
S	Spike Recovery outside accepted recovery limits		

CLIENT:	Arcadis	**Client Sample ID:**	SS-VMP 5B
Lab Order:	C1101035	**Tag Number:**	418,277
Project:	Lockheed Martin NJ001014.0001	**Collection Date:**	1/25/2011
Lab ID:	C1101035-013A	**Matrix:**	AIR

Analyses	Result	**Limit	Qual	Units	DF	Date Analyzed
1UG/M3 BY METHOD TO15		**TO-15**				Analyst: **LL**
1,1,1-Trichloroethane	< 0.83	0.83		ug/m3	1	1/27/2011 5:33:00 PM
1,1,2,2-Tetrachloroethane	< 1.0	1.0		ug/m3	1	1/27/2011 5:33:00 PM
1,1,2-Trichloroethane	< 0.83	0.83		ug/m3	1	1/27/2011 5:33:00 PM
1,1-Dichloroethane	< 0.62	0.62		ug/m3	1	1/27/2011 5:33:00 PM
1,1-Dichloroethene	< 0.60	0.60		ug/m3	1	1/27/2011 5:33:00 PM
1,2,4-Trichlorobenzene	< 1.1	1.1		ug/m3	1	1/27/2011 5:33:00 PM
1,2,4-Trimethylbenzene	1.0	0.75		ug/m3	1	1/27/2011 5:33:00 PM
1,2-Dibromoethane	< 1.2	1.2		ug/m3	1	1/27/2011 5:33:00 PM
1,2-Dichlorobenzene	< 0.92	0.92		ug/m3	1	1/27/2011 5:33:00 PM
1,2-Dichloroethane	< 0.62	0.62		ug/m3	1	1/27/2011 5:33:00 PM
1,2-Dichloropropane	< 0.70	0.70		ug/m3	1	1/27/2011 5:33:00 PM
1,3,5-Trimethylbenzene	< 0.75	0.75		ug/m3	1	1/27/2011 5:33:00 PM
1,3-butadiene	< 0.34	0.34		ug/m3	1	1/27/2011 5:33:00 PM
1,3-Dichlorobenzene	< 0.92	0.92		ug/m3	1	1/27/2011 5:33:00 PM
1,4-Dichlorobenzene	3.9	0.92		ug/m3	1	1/27/2011 5:33:00 PM
1,4-Dioxane	< 1.1	1.1		ug/m3	1	1/27/2011 5:33:00 PM
2,2,4-trimethylpentane	< 0.71	0.71		ug/m3	1	1/27/2011 5:33:00 PM
4-ethyltoluene	< 0.75	0.75		ug/m3	1	1/27/2011 5:33:00 PM
Acetone	19	5.8		ug/m3	8	1/28/2011 5:53:00 PM
Allyl chloride	< 0.48	0.48		ug/m3	1	1/27/2011 5:33:00 PM
Benzene	0.88	0.49		ug/m3	1	1/27/2011 5:33:00 PM
Benzyl chloride	< 0.88	0.88		ug/m3	1	1/27/2011 5:33:00 PM
Bromodichloromethane	< 1.0	1.0		ug/m3	1	1/27/2011 5:33:00 PM
Bromoform	< 1.6	1.6		ug/m3	1	1/27/2011 5:33:00 PM
Bromomethane	< 0.59	0.59		ug/m3	1	1/27/2011 5:33:00 PM
Carbon disulfide	0.92	0.47		ug/m3	1	1/27/2011 5:33:00 PM
Carbon tetrachloride	0.32	0.96	J	ug/m3	1	1/27/2011 5:33:00 PM
Chlorobenzene	< 0.70	0.70		ug/m3	1	1/27/2011 5:33:00 PM
Chloroethane	< 0.40	0.40		ug/m3	1	1/27/2011 5:33:00 PM
Chloroform	< 0.74	0.74		ug/m3	1	1/27/2011 5:33:00 PM
Chloromethane	0.65	0.31		ug/m3	1	1/27/2011 5:33:00 PM
cis-1,2-Dichloroethene	< 0.60	0.60		ug/m3	1	1/27/2011 5:33:00 PM
cis-1,3-Dichloropropene	< 0.69	0.69		ug/m3	1	1/27/2011 5:33:00 PM
Cyclohexane	1.1	0.52		ug/m3	1	1/27/2011 5:33:00 PM
Dibromochloromethane	< 1.3	1.3		ug/m3	1	1/27/2011 5:33:00 PM
Ethyl acetate	< 0.92	0.92		ug/m3	1	1/27/2011 5:33:00 PM
Ethylbenzene	0.49	0.66	J	ug/m3	1	1/27/2011 5:33:00 PM
Freon 11	1.3	0.86		ug/m3	1	1/27/2011 5:33:00 PM

Qualifiers:

**	Reporting Limit	.	Results reported are not blank corrected
B	Analyte detected in the associated Method Blank	E	Value above quantitation range
H	Holding times for preparation or analysis exceeded	J	Analyte detected at or below quantitation limits
JN	Non-routine analyte. Quantitation estimated.	ND	Not Detected at the Reporting Limit
S	Spike Recovery outside accepted recovery limits		

CLIENT:	Arcadis	**Client Sample ID:**	SS-VMP 5B
Lab Order:	C1101035	**Tag Number:**	418,277
Project:	Lockheed Martin NJ001014.0001	**Collection Date:**	1/25/2011
Lab ID:	C1101035-013A	**Matrix:**	AIR

Analyses	Result	**Limit	Qual	Units	DF	Date Analyzed
1UG/M3 BY METHOD TO15		**TO-15**				Analyst: **LL**
Freon 113	0.86	1.2	J	ug/m3	1	1/27/2011 5:33:00 PM
Freon 114	< 1.1	1.1		ug/m3	1	1/27/2011 5:33:00 PM
Freon 12	2.1	0.75		ug/m3	1	1/27/2011 5:33:00 PM
Heptane	1.1	0.62		ug/m3	1	1/27/2011 5:33:00 PM
Hexachloro-1,3-butadiene	< 1.6	1.6		ug/m3	1	1/27/2011 5:33:00 PM
Hexane	1.2	0.54		ug/m3	1	1/27/2011 5:33:00 PM
Isopropyl alcohol	460	60		ug/m3	160	1/28/2011 6:27:00 PM
m&p-Xylene	1.2	1.3	J	ug/m3	1	1/27/2011 5:33:00 PM
Methyl Butyl Ketone	< 1.2	1.2		ug/m3	1	1/27/2011 5:33:00 PM
Methyl Ethyl Ketone	< 0.90	0.90		ug/m3	1	1/27/2011 5:33:00 PM
Methyl Isobutyl Ketone	< 1.2	1.2		ug/m3	1	1/27/2011 5:33:00 PM
Methyl tert-butyl ether	< 0.55	0.55		ug/m3	1	1/27/2011 5:33:00 PM
Methylene chloride	320	85		ug/m3	160	1/28/2011 6:27:00 PM
o-Xylene	< 0.66	0.66		ug/m3	1	1/27/2011 5:33:00 PM
Propylene	< 0.26	0.26		ug/m3	1	1/27/2011 5:33:00 PM
Styrene	< 0.65	0.65		ug/m3	1	1/27/2011 5:33:00 PM
Tetrachloroethylene	< 1.0	1.0		ug/m3	1	1/27/2011 5:33:00 PM
Tetrahydrofuran	4.7	0.45		ug/m3	1	1/27/2011 5:33:00 PM
Toluene	4.1	0.57		ug/m3	1	1/27/2011 5:33:00 PM
trans-1,2-Dichloroethene	< 0.60	0.60		ug/m3	1	1/27/2011 5:33:00 PM
trans-1,3-Dichloropropene	< 0.69	0.69		ug/m3	1	1/27/2011 5:33:00 PM
Trichloroethene	0.27	0.82	J	ug/m3	1	1/27/2011 5:33:00 PM
Vinyl acetate	< 0.54	0.54		ug/m3	1	1/27/2011 5:33:00 PM
Vinyl Bromide	< 0.67	0.67		ug/m3	1	1/27/2011 5:33:00 PM
Vinyl chloride	< 0.39	0.39		ug/m3	1	1/27/2011 5:33:00 PM

Qualifiers:

**	Reporting Limit
B	Analyte detected in the associated Method Blank
H	Holding times for preparation or analysis exceeded
JN	Non-routine analyte. Quantitation estimated.
S	Spike Recovery outside accepted recovery limits
.	Results reported are not blank corrected
E	Value above quantitation range
J	Analyte detected at or below quantitation limits
ND	Not Detected at the Reporting Limit

CLIENT:	Arcadis	**Client Sample ID:**	SS-VMP 3A
Lab Order:	C1101035	**Tag Number:**	463,399
Project:	Lockheed Martin NJ001014.0001	**Collection Date:**	1/25/2011
Lab ID:	C1101035-014A	**Matrix:**	AIR

Analyses	Result	**Limit	Qual	Units	DF	Date Analyzed
1UG/M3 BY METHOD TO15		**TO-15**				Analyst: **LL**
1,1,1-Trichloroethane	< 0.83	0.83		ug/m3	1	1/27/2011 6:06:00 PM
1,1,2,2-Tetrachloroethane	< 1.0	1.0		ug/m3	1	1/27/2011 6:06:00 PM
1,1,2-Trichloroethane	< 0.83	0.83		ug/m3	1	1/27/2011 6:06:00 PM
1,1-Dichloroethane	< 0.62	0.62		ug/m3	1	1/27/2011 6:06:00 PM
1,1-Dichloroethene	< 0.60	0.60		ug/m3	1	1/27/2011 6:06:00 PM
1,2,4-Trichlorobenzene	< 1.1	1.1		ug/m3	1	1/27/2011 6:06:00 PM
1,2,4-Trimethylbenzene	1.0	0.75		ug/m3	1	1/27/2011 6:06:00 PM
1,2-Dibromoethane	< 1.2	1.2		ug/m3	1	1/27/2011 6:06:00 PM
1,2-Dichlorobenzene	< 0.92	0.92		ug/m3	1	1/27/2011 6:06:00 PM
1,2-Dichloroethane	< 0.62	0.62		ug/m3	1	1/27/2011 6:06:00 PM
1,2-Dichloropropane	< 0.70	0.70		ug/m3	1	1/27/2011 6:06:00 PM
1,3,5-Trimethylbenzene	< 0.75	0.75		ug/m3	1	1/27/2011 6:06:00 PM
1,3-butadiene	< 0.34	0.34		ug/m3	1	1/27/2011 6:06:00 PM
1,3-Dichlorobenzene	< 0.92	0.92		ug/m3	1	1/27/2011 6:06:00 PM
1,4-Dichlorobenzene	4.4	0.92		ug/m3	1	1/27/2011 6:06:00 PM
1,4-Dioxane	< 1.1	1.1		ug/m3	1	1/27/2011 6:06:00 PM
2,2,4-trimethylpentane	< 0.71	0.71		ug/m3	1	1/27/2011 6:06:00 PM
4-ethyltoluene	< 0.75	0.75		ug/m3	1	1/27/2011 6:06:00 PM
Acetone	22	5.8		ug/m3	8	1/28/2011 7:01:00 PM
Allyl chloride	< 0.48	0.48		ug/m3	1	1/27/2011 6:06:00 PM
Benzene	0.84	0.49		ug/m3	1	1/27/2011 6:06:00 PM
Benzyl chloride	< 0.88	0.88		ug/m3	1	1/27/2011 6:06:00 PM
Bromodichloromethane	< 1.0	1.0		ug/m3	1	1/27/2011 6:06:00 PM
Bromoform	< 1.6	1.6		ug/m3	1	1/27/2011 6:06:00 PM
Bromomethane	< 0.59	0.59		ug/m3	1	1/27/2011 6:06:00 PM
Carbon disulfide	< 0.47	0.47		ug/m3	1	1/27/2011 6:06:00 PM
Carbon tetrachloride	0.38	0.96	J	ug/m3	1	1/27/2011 6:06:00 PM
Chlorobenzene	< 0.70	0.70		ug/m3	1	1/27/2011 6:06:00 PM
Chloroethane	< 0.40	0.40		ug/m3	1	1/27/2011 6:06:00 PM
Chloroform	< 0.74	0.74		ug/m3	1	1/27/2011 6:06:00 PM
Chloromethane	0.67	0.31		ug/m3	1	1/27/2011 6:06:00 PM
cis-1,2-Dichloroethene	< 0.60	0.60		ug/m3	1	1/27/2011 6:06:00 PM
cis-1,3-Dichloropropene	< 0.69	0.69		ug/m3	1	1/27/2011 6:06:00 PM
Cyclohexane	1.5	0.52		ug/m3	1	1/27/2011 6:06:00 PM
Dibromochloromethane	< 1.3	1.3		ug/m3	1	1/27/2011 6:06:00 PM
Ethyl acetate	1.2	0.92		ug/m3	1	1/27/2011 6:06:00 PM
Ethylbenzene	< 0.66	0.66		ug/m3	1	1/27/2011 6:06:00 PM
Freon 11	1.2	0.86		ug/m3	1	1/27/2011 6:06:00 PM

Qualifiers:

**	Reporting Limit
B	Analyte detected in the associated Method Blank
H	Holding times for preparation or analysis exceeded
JN	Non-routine analyte. Quantitation estimated.
S	Spike Recovery outside accepted recovery limits
.	Results reported are not blank corrected
E	Value above quantitation range
J	Analyte detected at or below quantitation limits
ND	Not Detected at the Reporting Limit

CLIENT:	Arcadis	**Client Sample ID:**	SS-VMP 3A
Lab Order:	C1101035	**Tag Number:**	463,399
Project:	Lockheed Martin NJ001014.0001	**Collection Date:**	1/25/2011
Lab ID:	C1101035-014A	**Matrix:**	AIR

Analyses	Result	**Limit	Qual	Units	DF	Date Analyzed
1UG/M3 BY METHOD TO15		**TO-15**				Analyst: **LL**
Freon 113	0.78	1.2	J	ug/m3	1	1/27/2011 6:06:00 PM
Freon 114	< 1.1	1.1		ug/m3	1	1/27/2011 6:06:00 PM
Freon 12	2.0	0.75		ug/m3	1	1/27/2011 6:06:00 PM
Heptane	1.4	0.62		ug/m3	1	1/27/2011 6:06:00 PM
Hexachloro-1,3-butadiene	< 1.6	1.6		ug/m3	1	1/27/2011 6:06:00 PM
Hexane	0.97	0.54		ug/m3	1	1/27/2011 6:06:00 PM
Isopropyl alcohol	490	60		ug/m3	160	1/28/2011 7:35:00 PM
m&p-Xylene	1.3	1.3		ug/m3	1	1/27/2011 6:06:00 PM
Methyl Butyl Ketone	< 1.2	1.2		ug/m3	1	1/27/2011 6:06:00 PM
Methyl Ethyl Ketone	< 0.90	0.90		ug/m3	1	1/27/2011 6:06:00 PM
Methyl Isobutyl Ketone	< 1.2	1.2		ug/m3	1	1/27/2011 6:06:00 PM
Methyl tert-butyl ether	< 0.55	0.55		ug/m3	1	1/27/2011 6:06:00 PM
Methylene chloride	380	85		ug/m3	160	1/28/2011 7:35:00 PM
o-Xylene	< 0.66	0.66		ug/m3	1	1/27/2011 6:06:00 PM
Propylene	< 0.26	0.26		ug/m3	1	1/27/2011 6:06:00 PM
Styrene	< 0.65	0.65		ug/m3	1	1/27/2011 6:06:00 PM
Tetrachloroethylene	< 1.0	1.0		ug/m3	1	1/27/2011 6:06:00 PM
Tetrahydrofuran	5.9	0.45		ug/m3	1	1/27/2011 6:06:00 PM
Toluene	6.6	0.57		ug/m3	1	1/27/2011 6:06:00 PM
trans-1,2-Dichloroethene	< 0.60	0.60		ug/m3	1	1/27/2011 6:06:00 PM
trans-1,3-Dichloropropene	< 0.69	0.69		ug/m3	1	1/27/2011 6:06:00 PM
Trichloroethene	0.33	0.82	J	ug/m3	1	1/27/2011 6:06:00 PM
Vinyl acetate	< 0.54	0.54		ug/m3	1	1/27/2011 6:06:00 PM
Vinyl Bromide	< 0.67	0.67		ug/m3	1	1/27/2011 6:06:00 PM
Vinyl chloride	< 0.39	0.39		ug/m3	1	1/27/2011 6:06:00 PM

Qualifiers:

**	Reporting Limit
B	Analyte detected in the associated Method Blank
H	Holding times for preparation or analysis exceeded
JN	Non-routine analyte. Quantitation estimated.
S	Spike Recovery outside accepted recovery limits
.	Results reported are not blank corrected
E	Value above quantitation range
J	Analyte detected at or below quantitation limits
ND	Not Detected at the Reporting Limit

CLIENT:	Arcadis	**Client Sample ID:**	IA-VMP 3A
Lab Order:	C1101035	**Tag Number:**	544,278
Project:	Lockheed Martin NJ001014.0001	**Collection Date:**	1/25/2011
Lab ID:	C1101035-015A	**Matrix:**	AIR

Analyses	Result	**Limit	Qual	Units	DF	Date Analyzed
1UG/M3 W/ 0.25UG/M3 CT-TCE-VC		**TO-15**				Analyst: **LL**
1,1,1-Trichloroethane	< 0.83	0.83		ug/m3	1	1/26/2011 7:56:00 PM
1,1,2,2-Tetrachloroethane	< 1.0	1.0		ug/m3	1	1/26/2011 7:56:00 PM
1,1,2-Trichloroethane	< 0.83	0.83		ug/m3	1	1/26/2011 7:56:00 PM
1,1-Dichloroethane	< 0.62	0.62		ug/m3	1	1/26/2011 7:56:00 PM
1,1-Dichloroethene	< 0.60	0.60		ug/m3	1	1/26/2011 7:56:00 PM
1,2,4-Trichlorobenzene	< 1.1	1.1		ug/m3	1	1/26/2011 7:56:00 PM
1,2,4-Trimethylbenzene	1.3	0.75		ug/m3	1	1/26/2011 7:56:00 PM
1,2-Dibromoethane	< 1.2	1.2		ug/m3	1	1/26/2011 7:56:00 PM
1,2-Dichlorobenzene	< 0.92	0.92		ug/m3	1	1/26/2011 7:56:00 PM
1,2-Dichloroethane	< 0.62	0.62		ug/m3	1	1/26/2011 7:56:00 PM
1,2-Dichloropropane	< 0.70	0.70		ug/m3	1	1/26/2011 7:56:00 PM
1,3,5-Trimethylbenzene	0.50	0.75	J	ug/m3	1	1/26/2011 7:56:00 PM
1,3-butadiene	< 0.34	0.34		ug/m3	1	1/26/2011 7:56:00 PM
1,3-Dichlorobenzene	< 0.92	0.92		ug/m3	1	1/26/2011 7:56:00 PM
1,4-Dichlorobenzene	3.7	0.92		ug/m3	1	1/26/2011 7:56:00 PM
1,4-Dioxane	< 1.1	1.1		ug/m3	1	1/26/2011 7:56:00 PM
2,2,4-trimethylpentane	< 0.71	0.71		ug/m3	1	1/26/2011 7:56:00 PM
4-ethyltoluene	< 0.75	0.75		ug/m3	1	1/26/2011 7:56:00 PM
Acetone	35	5.8		ug/m3	8	1/28/2011 5:47:00 AM
Allyl chloride	< 0.48	0.48		ug/m3	1	1/26/2011 7:56:00 PM
Benzene	0.88	0.49		ug/m3	1	1/26/2011 7:56:00 PM
Benzyl chloride	< 0.88	0.88		ug/m3	1	1/26/2011 7:56:00 PM
Bromodichloromethane	< 1.0	1.0		ug/m3	1	1/26/2011 7:56:00 PM
Bromoform	< 1.6	1.6		ug/m3	1	1/26/2011 7:56:00 PM
Bromomethane	< 0.59	0.59		ug/m3	1	1/26/2011 7:56:00 PM
Carbon disulfide	< 0.47	0.47		ug/m3	1	1/26/2011 7:56:00 PM
Carbon tetrachloride	0.26	0.26		ug/m3	1	1/26/2011 7:56:00 PM
Chlorobenzene	< 0.70	0.70		ug/m3	1	1/26/2011 7:56:00 PM
Chloroethane	< 0.40	0.40		ug/m3	1	1/26/2011 7:56:00 PM
Chloroform	< 0.74	0.74		ug/m3	1	1/26/2011 7:56:00 PM
Chloromethane	0.94	0.31		ug/m3	1	1/26/2011 7:56:00 PM
cis-1,2-Dichloroethene	< 0.60	0.60		ug/m3	1	1/26/2011 7:56:00 PM
cis-1,3-Dichloropropene	< 0.69	0.69		ug/m3	1	1/26/2011 7:56:00 PM
Cyclohexane	1.4	0.52		ug/m3	1	1/26/2011 7:56:00 PM
Dibromochloromethane	< 1.3	1.3		ug/m3	1	1/26/2011 7:56:00 PM
Ethyl acetate	1.0	0.92		ug/m3	1	1/26/2011 7:56:00 PM
Ethylbenzene	< 0.66	0.66		ug/m3	1	1/26/2011 7:56:00 PM
Freon 11	1.4	0.86		ug/m3	1	1/26/2011 7:56:00 PM

Qualifiers:

**	Reporting Limit
B	Analyte detected in the associated Method Blank
H	Holding times for preparation or analysis exceeded
JN	Non-routine analyte. Quantitation estimated.
S	Spike Recovery outside accepted recovery limits
.	Results reported are not blank corrected
E	Value above quantitation range
J	Analyte detected at or below quantitation limits
ND	Not Detected at the Reporting Limit

CLIENT:	Arcadis	**Client Sample ID:**	IA-VMP 3A
Lab Order:	C1101035	**Tag Number:**	544,278
Project:	Lockheed Martin NJ001014.0001	**Collection Date:**	1/25/2011
Lab ID:	C1101035-015A	**Matrix:**	AIR

Analyses	Result	**Limit	Qual	Units	DF	Date Analyzed
1UG/M3 W/ 0.25UG/M3 CT-TCE-VC		**TO-15**				Analyst: **LL**
Freon 113	< 1.2	1.2		ug/m3	1	1/26/2011 7:56:00 PM
Freon 114	< 1.1	1.1		ug/m3	1	1/26/2011 7:56:00 PM
Freon 12	2.5	0.75		ug/m3	1	1/26/2011 7:56:00 PM
Heptane	1.7	0.62		ug/m3	1	1/26/2011 7:56:00 PM
Hexachloro-1,3-butadiene	< 1.6	1.6		ug/m3	1	1/26/2011 7:56:00 PM
Hexane	1.7	0.54		ug/m3	1	1/26/2011 7:56:00 PM
Isopropyl alcohol	610	120		ug/m3	320	1/28/2011 5:12:00 AM
m&p-Xylene	1.3	1.3		ug/m3	1	1/26/2011 7:56:00 PM
Methyl Butyl Ketone	< 1.2	1.2		ug/m3	1	1/26/2011 7:56:00 PM
Methyl Ethyl Ketone	4.2	0.90		ug/m3	1	1/26/2011 7:56:00 PM
Methyl Isobutyl Ketone	< 1.2	1.2		ug/m3	1	1/26/2011 7:56:00 PM
Methyl tert-butyl ether	< 0.55	0.55		ug/m3	1	1/26/2011 7:56:00 PM
Methylene chloride	530	170		ug/m3	320	1/28/2011 5:12:00 AM
o-Xylene	0.44	0.66	J	ug/m3	1	1/26/2011 7:56:00 PM
Propylene	< 0.26	0.26		ug/m3	1	1/26/2011 7:56:00 PM
Styrene	< 0.65	0.65		ug/m3	1	1/26/2011 7:56:00 PM
Tetrachloroethylene	< 1.0	1.0		ug/m3	1	1/26/2011 7:56:00 PM
Tetrahydrofuran	9.2	0.45		ug/m3	1	1/26/2011 7:56:00 PM
Toluene	5.5	4.6		ug/m3	8	1/28/2011 5:47:00 AM
trans-1,2-Dichloroethene	< 0.60	0.60		ug/m3	1	1/26/2011 7:56:00 PM
trans-1,3-Dichloropropene	< 0.69	0.69		ug/m3	1	1/26/2011 7:56:00 PM
Trichloroethene	0.55	0.22		ug/m3	1	1/26/2011 7:56:00 PM
Vinyl acetate	< 0.54	0.54		ug/m3	1	1/26/2011 7:56:00 PM
Vinyl Bromide	< 0.67	0.67		ug/m3	1	1/26/2011 7:56:00 PM
Vinyl chloride	< 0.10	0.10		ug/m3	1	1/26/2011 7:56:00 PM

Qualifiers:

**	Reporting Limit	.	Results reported are not blank corrected
B	Analyte detected in the associated Method Blank	E	Value above quantitation range
H	Holding times for preparation or analysis exceeded	J	Analyte detected at or below quantitation limits
JN	Non-routine analyte. Quantitation estimated.	ND	Not Detected at the Reporting Limit
S	Spike Recovery outside accepted recovery limits		

ARCADIS

Laboratory Task Order No./P.O. No. _____ **CHAIN-OF-CUSTODY RECORD** Page 1 of 2

Project Number/Name NJ001814.0001 / Lockheed Martin

Project Location Utica NY

Laboratory CenTeK LABS

Project Manager Chris Motta

Sampler(s)/Affiliation Katie Bidwell

Sample ID/Location	Matrix	Date/Time Sampled	~~Lab ID~~ Canister ID	ANALYSIS / METHOD / SIZE: Flow Controller ID	Gauge Reading Prior to Sample Collection	Gauge Reading Following Sample Collection	TO-15	Start Time	END Time	Remarks	Total
IA-VMP6	A	1/24/2011	229	452	27.5	3.0	X	0854	1325	Questions?	
IA-VMP7A	A	1/24/2011	564	382	29.0	5.25	X	0829	1443	Call Jeff	
SS-VMP7	A	1/24/2011	275	143	30.0	5.5	X	0812	1449	Bonsteel @	
SS-VMP7A	A	1/24/2011	207	111	30.0+	6.0	X	0827	1510	518 452 7826	
IA-VMP7	A	1/24/2011	101	292	28.0	5.5	X	0814	1536		
SS-VMP6A	A	1/24/2011	359	186	30.0	5.5	X	0840	1610		
IA-VMP6A	A	1/24/2011	191	69	28.5	12.0	X	0843	1643		
SS-VMP6	A	1/24/2011	317	436	28.5	5.5	X	0853	1653		
IA-VMP3B	A	1/24/2011	1006	395	30.0+	5.0	X	0930	1704		
SS-VMP3B	A	1/24/2011	479	123	30.0	5.5	X	0927	1727		
SS-VMP3E	A	1/24/2011	193	405	30.0	11	X	0939	1739		
IA-VMP3E	A	1/24/2011	422	56	29.5	6.0	X	0943	1743		
SS-VMP5B	A	1/25/2011	418	277	28.5	5.25	X	0729	1301		
SS-VMP3A	A	1/25/2011	463	399	28.0	5.50	X	0720	1350		
IA-VMP3A	A	1/25/2011	544	278	28.5	5.25	X	0723	1353		

Sample Matrix: L = Liquid; S = Solid; A = Air

Total No. of Bottles/ Containers 36

					Seal Intact?
Relinquished by: Katie Bidwell	Organization: Arcadis	Date 1/25/2011	Time 1815		
Received by: David Little	Organization: CenTeK LABS	Date 1/25/2011	Time 1815		Yes No N/A
Relinquished by: _____	Organization: _____	Date / /	Time _____		Seal Intact?
Received by: Jan Saala	Organization: _____	Date / /	Time _____		Yes No N/A

Special Instructions/Remarks:

ASP B / EPA Level IV 1 ug/M3 + TCE .25

C1101035

Delivery Method: ☑ In Person ☐ Common Carrier _____ ☐ Lab Courier ☐ Other _____

CLIENT:	Arcadis	**Client Sample ID:**	SS-VMP 5A
Lab Order:	C1101036	**Tag Number:**	242,59
Project:	Lockheed Martin NJ001014.0001	**Collection Date:**	1/25/2011
Lab ID:	C1101036-001A	**Matrix:**	AIR

Analyses	Result	**Limit	Qual	Units	DF	Date Analyzed
FIELD PARAMETERS		**FLD**				Analyst:
Lab Vacuum In	-5			"Hg		1/26/2011
Lab Vacuum Out	-30			"Hg		1/26/2011
1UG/M3 BY METHOD TO15		**TO-15**				Analyst: **LL**
1,1,1-Trichloroethane	< 0.15	0.15		ppbV	1	1/27/2011 6:39:00 PM
1,1,2,2-Tetrachloroethane	< 0.15	0.15		ppbV	1	1/27/2011 6:39:00 PM
1,1,2-Trichloroethane	< 0.15	0.15		ppbV	1	1/27/2011 6:39:00 PM
1,1-Dichloroethane	< 0.15	0.15		ppbV	1	1/27/2011 6:39:00 PM
1,1-Dichloroethene	< 0.15	0.15		ppbV	1	1/27/2011 6:39:00 PM
1,2,4-Trichlorobenzene	< 0.15	0.15		ppbV	1	1/27/2011 6:39:00 PM
1,2,4-Trimethylbenzene	0.46	0.15		ppbV	1	1/27/2011 6:39:00 PM
1,2-Dibromoethane	< 0.15	0.15		ppbV	1	1/27/2011 6:39:00 PM
1,2-Dichlorobenzene	< 0.15	0.15		ppbV	1	1/27/2011 6:39:00 PM
1,2-Dichloroethane	< 0.15	0.15		ppbV	1	1/27/2011 6:39:00 PM
1,2-Dichloropropane	< 0.15	0.15		ppbV	1	1/27/2011 6:39:00 PM
1,3,5-Trimethylbenzene	0.14	0.15	J	ppbV	1	1/27/2011 6:39:00 PM
1,3-butadiene	< 0.15	0.15		ppbV	1	1/27/2011 6:39:00 PM
1,3-Dichlorobenzene	< 0.15	0.15		ppbV	1	1/27/2011 6:39:00 PM
1,4-Dichlorobenzene	3.8	1.2		ppbV	8	1/28/2011 8:09:00 PM
1,4-Dioxane	< 0.30	0.30		ppbV	1	1/27/2011 6:39:00 PM
2,2,4-trimethylpentane	< 0.15	0.15		ppbV	1	1/27/2011 6:39:00 PM
4-ethyltoluene	< 0.15	0.15		ppbV	1	1/27/2011 6:39:00 PM
Acetone	18	2.4		ppbV	8	1/28/2011 8:09:00 PM
Allyl chloride	< 0.15	0.15		ppbV	1	1/27/2011 6:39:00 PM
Benzene	0.37	0.15		ppbV	1	1/27/2011 6:39:00 PM
Benzyl chloride	< 0.15	0.15		ppbV	1	1/27/2011 6:39:00 PM
Bromodichloromethane	< 0.15	0.15		ppbV	1	1/27/2011 6:39:00 PM
Bromoform	< 0.15	0.15		ppbV	1	1/27/2011 6:39:00 PM
Bromomethane	< 0.15	0.15		ppbV	1	1/27/2011 6:39:00 PM
Carbon disulfide	0.57	0.15		ppbV	1	1/27/2011 6:39:00 PM
Carbon tetrachloride	0.040	0.15	J	ppbV	1	1/27/2011 6:39:00 PM
Chlorobenzene	< 0.15	0.15		ppbV	1	1/27/2011 6:39:00 PM
Chloroethane	< 0.15	0.15		ppbV	1	1/27/2011 6:39:00 PM
Chloroform	< 0.15	0.15		ppbV	1	1/27/2011 6:39:00 PM
Chloromethane	0.42	0.15		ppbV	1	1/27/2011 6:39:00 PM
cis-1,2-Dichloroethene	< 0.15	0.15		ppbV	1	1/27/2011 6:39:00 PM
cis-1,3-Dichloropropene	< 0.15	0.15		ppbV	1	1/27/2011 6:39:00 PM
Cyclohexane	0.47	0.15		ppbV	1	1/27/2011 6:39:00 PM
Dibromochloromethane	< 0.15	0.15		ppbV	1	1/27/2011 6:39:00 PM

Qualifiers:

**	Reporting Limit	.	Results reported are not blank corrected
B	Analyte detected in the associated Method Blank	E	Value above quantitation range
H	Holding times for preparation or analysis exceeded	J	Analyte detected at or below quantitation limits
JN	Non-routine analyte. Quantitation estimated.	ND	Not Detected at the Reporting Limit
S	Spike Recovery outside accepted recovery limits		

CLIENT:	Arcadis	**Client Sample ID:**	SS-VMP 5A
Lab Order:	C1101036	**Tag Number:**	242,59
Project:	Lockheed Martin NJ001014.0001	**Collection Date:**	1/25/2011
Lab ID:	C1101036-001A	**Matrix:**	AIR

Analyses	Result	**Limit	Qual	Units	DF	Date Analyzed
1UG/M3 BY METHOD TO15		**TO-15**				Analyst: **LL**
Ethyl acetate	2.2	2.0		ppbV	8	1/28/2011 8:09:00 PM
Ethylbenzene	0.18	0.15		ppbV	1	1/27/2011 6:39:00 PM
Freon 11	0.18	0.15		ppbV	1	1/27/2011 6:39:00 PM
Freon 113	< 0.15	0.15		ppbV	1	1/27/2011 6:39:00 PM
Freon 114	< 0.15	0.15		ppbV	1	1/27/2011 6:39:00 PM
Freon 12	0.37	0.15		ppbV	1	1/27/2011 6:39:00 PM
Heptane	0.72	0.15		ppbV	1	1/27/2011 6:39:00 PM
Hexachloro-1,3-butadiene	< 0.15	0.15		ppbV	1	1/27/2011 6:39:00 PM
Hexane	0.47	0.15		ppbV	1	1/27/2011 6:39:00 PM
Isopropyl alcohol	390	48		ppbV	320	1/28/2011 8:42:00 PM
m&p-Xylene	0.52	0.30		ppbV	1	1/27/2011 6:39:00 PM
Methyl Butyl Ketone	< 0.30	0.30		ppbV	1	1/27/2011 6:39:00 PM
Methyl Ethyl Ketone	2.3	0.30		ppbV	1	1/27/2011 6:39:00 PM
Methyl Isobutyl Ketone	< 0.30	0.30		ppbV	1	1/27/2011 6:39:00 PM
Methyl tert-butyl ether	< 0.15	0.15		ppbV	1	1/27/2011 6:39:00 PM
Methylene chloride	54	48		ppbV	320	1/28/2011 8:42:00 PM
o-Xylene	0.15	0.15		ppbV	1	1/27/2011 6:39:00 PM
Propylene	< 0.15	0.15		ppbV	1	1/27/2011 6:39:00 PM
Styrene	< 0.15	0.15		ppbV	1	1/27/2011 6:39:00 PM
Tetrachloroethylene	< 0.15	0.15		ppbV	1	1/27/2011 6:39:00 PM
Tetrahydrofuran	1.1	0.15		ppbV	1	1/27/2011 6:39:00 PM
Toluene	4.2	1.2		ppbV	8	1/28/2011 8:09:00 PM
trans-1,2-Dichloroethene	< 0.15	0.15		ppbV	1	1/27/2011 6:39:00 PM
trans-1,3-Dichloropropene	< 0.15	0.15		ppbV	1	1/27/2011 6:39:00 PM
Trichloroethene	0.090	0.15	J	ppbV	1	1/27/2011 6:39:00 PM
Vinyl acetate	< 0.15	0.15		ppbV	1	1/27/2011 6:39:00 PM
Vinyl Bromide	< 0.15	0.15		ppbV	1	1/27/2011 6:39:00 PM
Vinyl chloride	< 0.15	0.15		ppbV	1	1/27/2011 6:39:00 PM
Surr: Bromofluorobenzene	106	70-130		%REC	1	1/27/2011 6:39:00 PM

Qualifiers:

**	Reporting Limit	.	Results reported are not blank corrected
B	Analyte detected in the associated Method Blank	E	Value above quantitation range
H	Holding times for preparation or analysis exceeded	J	Analyte detected at or below quantitation limits
JN	Non-routine analyte. Quantitation estimated.	ND	Not Detected at the Reporting Limit
S	Spike Recovery outside accepted recovery limits		

CLIENT:	Arcadis	**Client Sample ID:**	IA-VMP 5B
Lab Order:	C1101036	**Tag Number:**	353,177
Project:	Lockheed Martin NJ001014.0001	**Collection Date:**	1/25/2011
Lab ID:	C1101036-002A	**Matrix:**	AIR

Analyses	Result	**Limit	Qual	Units	DF	Date Analyzed
FIELD PARAMETERS		**FLD**				Analyst:
Lab Vacuum In	-5			"Hg		1/26/2011
Lab Vacuum Out	-30			"Hg		1/26/2011
1UG/M3 W/ 0.25UG/M3 CT-TCE-VC		**TO-15**				Analyst: **LL**
1,1,1-Trichloroethane	< 0.15	0.15		ppbV	1	1/26/2011 8:31:00 PM
1,1,2,2-Tetrachloroethane	< 0.15	0.15		ppbV	1	1/26/2011 8:31:00 PM
1,1,2-Trichloroethane	< 0.15	0.15		ppbV	1	1/26/2011 8:31:00 PM
1,1-Dichloroethane	< 0.15	0.15		ppbV	1	1/26/2011 8:31:00 PM
1,1-Dichloroethene	< 0.15	0.15		ppbV	1	1/26/2011 8:31:00 PM
1,2,4-Trichlorobenzene	< 0.15	0.15		ppbV	1	1/26/2011 8:31:00 PM
1,2,4-Trimethylbenzene	0.22	0.15		ppbV	1	1/26/2011 8:31:00 PM
1,2-Dibromoethane	< 0.15	0.15		ppbV	1	1/26/2011 8:31:00 PM
1,2-Dichlorobenzene	< 0.15	0.15		ppbV	1	1/26/2011 8:31:00 PM
1,2-Dichloroethane	< 0.15	0.15		ppbV	1	1/26/2011 8:31:00 PM
1,2-Dichloropropane	< 0.15	0.15		ppbV	1	1/26/2011 8:31:00 PM
1,3,5-Trimethylbenzene	0.10	0.15	J	ppbV	1	1/26/2011 8:31:00 PM
1,3-butadiene	< 0.15	0.15		ppbV	1	1/26/2011 8:31:00 PM
1,3-Dichlorobenzene	< 0.15	0.15		ppbV	1	1/26/2011 8:31:00 PM
1,4-Dichlorobenzene	1.1	0.15		ppbV	1	1/26/2011 8:31:00 PM
1,4-Dioxane	< 0.30	0.30		ppbV	1	1/26/2011 8:31:00 PM
2,2,4-trimethylpentane	< 0.15	0.15		ppbV	1	1/26/2011 8:31:00 PM
4-ethyltoluene	< 0.15	0.15		ppbV	1	1/26/2011 8:31:00 PM
Acetone	18	12		ppbV	40	1/28/2011 6:53:00 AM
Allyl chloride	< 0.15	0.15		ppbV	1	1/26/2011 8:31:00 PM
Benzene	0.28	0.15		ppbV	1	1/26/2011 8:31:00 PM
Benzyl chloride	< 0.15	0.15		ppbV	1	1/26/2011 8:31:00 PM
Bromodichloromethane	< 0.15	0.15		ppbV	1	1/26/2011 8:31:00 PM
Bromoform	< 0.15	0.15		ppbV	1	1/26/2011 8:31:00 PM
Bromomethane	< 0.15	0.15		ppbV	1	1/26/2011 8:31:00 PM
Carbon disulfide	< 0.15	0.15		ppbV	1	1/26/2011 8:31:00 PM
Carbon tetrachloride	0.050	0.040		ppbV	1	1/26/2011 8:31:00 PM
Chlorobenzene	< 0.15	0.15		ppbV	1	1/26/2011 8:31:00 PM
Chloroethane	< 0.15	0.15		ppbV	1	1/26/2011 8:31:00 PM
Chloroform	< 0.15	0.15		ppbV	1	1/26/2011 8:31:00 PM
Chloromethane	0.33	0.15		ppbV	1	1/26/2011 8:31:00 PM
cis-1,2-Dichloroethene	< 0.15	0.15		ppbV	1	1/26/2011 8:31:00 PM
cis-1,3-Dichloropropene	< 0.15	0.15		ppbV	1	1/26/2011 8:31:00 PM
Cyclohexane	0.46	0.15		ppbV	1	1/26/2011 8:31:00 PM
Dibromochloromethane	< 0.15	0.15		ppbV	1	1/26/2011 8:31:00 PM

Qualifiers:

**	Reporting Limit	.	Results reported are not blank corrected
B	Analyte detected in the associated Method Blank	E	Value above quantitation range
H	Holding times for preparation or analysis exceeded	J	Analyte detected at or below quantitation limits
JN	Non-routine analyte. Quantitation estimated.	ND	Not Detected at the Reporting Limit
S	Spike Recovery outside accepted recovery limits		

CLIENT:	Arcadis	**Client Sample ID:**	IA-VMP 5B
Lab Order:	C1101036	**Tag Number:**	353,177
Project:	Lockheed Martin NJ001014.0001	**Collection Date:**	1/25/2011
Lab ID:	C1101036-002A	**Matrix:**	AIR

Analyses	Result	**Limit	Qual	Units	DF	Date Analyzed
1UG/M3 W/ 0.25UG/M3 CT-TCE-VC		**TO-15**				Analyst: **LL**
Ethyl acetate	< 0.25	0.25		ppbV	1	1/26/2011 8:31:00 PM
Ethylbenzene	0.11	0.15	J	ppbV	1	1/26/2011 8:31:00 PM
Freon 11	0.22	0.15		ppbV	1	1/26/2011 8:31:00 PM
Freon 113	< 0.15	0.15		ppbV	1	1/26/2011 8:31:00 PM
Freon 114	< 0.15	0.15		ppbV	1	1/26/2011 8:31:00 PM
Freon 12	0.40	0.15		ppbV	1	1/26/2011 8:31:00 PM
Heptane	0.49	0.15		ppbV	1	1/26/2011 8:31:00 PM
Hexachloro-1,3-butadiene	< 0.15	0.15		ppbV	1	1/26/2011 8:31:00 PM
Hexane	0.35	0.15		ppbV	1	1/26/2011 8:31:00 PM
Isopropyl alcohol	240	48		ppbV	320	1/28/2011 7:27:00 AM
m&p-Xylene	0.26	0.30	J	ppbV	1	1/26/2011 8:31:00 PM
Methyl Butyl Ketone	< 0.30	0.30		ppbV	1	1/26/2011 8:31:00 PM
Methyl Ethyl Ketone	1.0	0.30		ppbV	1	1/26/2011 8:31:00 PM
Methyl Isobutyl Ketone	< 0.30	0.30		ppbV	1	1/26/2011 8:31:00 PM
Methyl tert-butyl ether	< 0.15	0.15		ppbV	1	1/26/2011 8:31:00 PM
Methylene chloride	140	48		ppbV	320	1/28/2011 7:27:00 AM
o-Xylene	0.10	0.15	J	ppbV	1	1/26/2011 8:31:00 PM
Propylene	< 0.15	0.15		ppbV	1	1/26/2011 8:31:00 PM
Styrene	< 0.15	0.15		ppbV	1	1/26/2011 8:31:00 PM
Tetrachloroethylene	< 0.15	0.15		ppbV	1	1/26/2011 8:31:00 PM
Tetrahydrofuran	3.2	0.15		ppbV	1	1/26/2011 8:31:00 PM
Toluene	2.0	0.15		ppbV	1	1/26/2011 8:31:00 PM
trans-1,2-Dichloroethene	< 0.15	0.15		ppbV	1	1/26/2011 8:31:00 PM
trans-1,3-Dichloropropene	< 0.15	0.15		ppbV	1	1/26/2011 8:31:00 PM
Trichloroethene	0.070	0.040		ppbV	1	1/26/2011 8:31:00 PM
Vinyl acetate	< 0.15	0.15		ppbV	1	1/26/2011 8:31:00 PM
Vinyl Bromide	< 0.15	0.15		ppbV	1	1/26/2011 8:31:00 PM
Vinyl chloride	< 0.040	0.040		ppbV	1	1/26/2011 8:31:00 PM
Surr: Bromofluorobenzene	101	70-130		%REC	1	1/26/2011 8:31:00 PM

Qualifiers:

**	Reporting Limit	.	Results reported are not blank corrected
B	Analyte detected in the associated Method Blank	E	Value above quantitation range
H	Holding times for preparation or analysis exceeded	J	Analyte detected at or below quantitation limits
JN	Non-routine analyte. Quantitation estimated.	ND	Not Detected at the Reporting Limit
S	Spike Recovery outside accepted recovery limits		

CLIENT:	Arcadis	**Client Sample ID:**	IA-VMP 3D
Lab Order:	C1101036	**Tag Number:**	171,299
Project:	Lockheed Martin NJ001014.0001	**Collection Date:**	1/25/2011
Lab ID:	C1101036-003A	**Matrix:**	AIR

Analyses	Result	**Limit	Qual	Units	DF	Date Analyzed
FIELD PARAMETERS		**FLD**				Analyst:
Lab Vacuum In	-5			"Hg		1/26/2011
Lab Vacuum Out	-30			"Hg		1/26/2011
1UG/M3 W/ 0.25UG/M3 CT-TCE-VC		**TO-15**				Analyst: **LL**
1,1,1-Trichloroethane	< 0.15	0.15		ppbV	1	1/26/2011 9:40:00 PM
1,1,2,2-Tetrachloroethane	< 0.15	0.15		ppbV	1	1/26/2011 9:40:00 PM
1,1,2-Trichloroethane	< 0.15	0.15		ppbV	1	1/26/2011 9:40:00 PM
1,1-Dichloroethane	< 0.15	0.15		ppbV	1	1/26/2011 9:40:00 PM
1,1-Dichloroethene	< 0.15	0.15		ppbV	1	1/26/2011 9:40:00 PM
1,2,4-Trichlorobenzene	< 0.15	0.15		ppbV	1	1/26/2011 9:40:00 PM
1,2,4-Trimethylbenzene	0.23	0.15		ppbV	1	1/26/2011 9:40:00 PM
1,2-Dibromoethane	< 0.15	0.15		ppbV	1	1/26/2011 9:40:00 PM
1,2-Dichlorobenzene	< 0.15	0.15		ppbV	1	1/26/2011 9:40:00 PM
1,2-Dichloroethane	< 0.15	0.15		ppbV	1	1/26/2011 9:40:00 PM
1,2-Dichloropropane	< 0.15	0.15		ppbV	1	1/26/2011 9:40:00 PM
1,3,5-Trimethylbenzene	< 0.15	0.15		ppbV	1	1/26/2011 9:40:00 PM
1,3-butadiene	< 0.15	0.15		ppbV	1	1/26/2011 9:40:00 PM
1,3-Dichlorobenzene	< 0.15	0.15		ppbV	1	1/26/2011 9:40:00 PM
1,4-Dichlorobenzene	< 0.15	0.15		ppbV	1	1/26/2011 9:40:00 PM
1,4-Dioxane	< 0.30	0.30		ppbV	1	1/26/2011 9:40:00 PM
2,2,4-trimethylpentane	< 0.15	0.15		ppbV	1	1/26/2011 9:40:00 PM
4-ethyltoluene	< 0.15	0.15		ppbV	1	1/26/2011 9:40:00 PM
Acetone	3.7	3.0		ppbV	10	1/26/2011 10:14:00 PM
Allyl chloride	< 0.15	0.15		ppbV	1	1/26/2011 9:40:00 PM
Benzene	0.28	0.15		ppbV	1	1/26/2011 9:40:00 PM
Benzyl chloride	< 0.15	0.15		ppbV	1	1/26/2011 9:40:00 PM
Bromodichloromethane	< 0.15	0.15		ppbV	1	1/26/2011 9:40:00 PM
Bromoform	< 0.15	0.15		ppbV	1	1/26/2011 9:40:00 PM
Bromomethane	< 0.15	0.15		ppbV	1	1/26/2011 9:40:00 PM
Carbon disulfide	< 0.15	0.15		ppbV	1	1/26/2011 9:40:00 PM
Carbon tetrachloride	0.050	0.040		ppbV	1	1/26/2011 9:40:00 PM
Chlorobenzene	< 0.15	0.15		ppbV	1	1/26/2011 9:40:00 PM
Chloroethane	< 0.15	0.15		ppbV	1	1/26/2011 9:40:00 PM
Chloroform	< 0.15	0.15		ppbV	1	1/26/2011 9:40:00 PM
Chloromethane	0.36	0.15		ppbV	1	1/26/2011 9:40:00 PM
cis-1,2-Dichloroethene	< 0.15	0.15		ppbV	1	1/26/2011 9:40:00 PM
cis-1,3-Dichloropropene	< 0.15	0.15		ppbV	1	1/26/2011 9:40:00 PM
Cyclohexane	< 0.15	0.15		ppbV	1	1/26/2011 9:40:00 PM
Dibromochloromethane	< 0.15	0.15		ppbV	1	1/26/2011 9:40:00 PM

Qualifiers:

**	Reporting Limit	.	Results reported are not blank corrected
B	Analyte detected in the associated Method Blank	E	Value above quantitation range
H	Holding times for preparation or analysis exceeded	J	Analyte detected at or below quantitation limits
JN	Non-routine analyte. Quantitation estimated.	ND	Not Detected at the Reporting Limit
S	Spike Recovery outside accepted recovery limits		

CLIENT:	Arcadis	**Client Sample ID:**	IA-VMP 3D
Lab Order:	C1101036	**Tag Number:**	171,299
Project:	Lockheed Martin NJ001014.0001	**Collection Date:**	1/25/2011
Lab ID:	C1101036-003A	**Matrix:**	AIR

Analyses	Result	**Limit	Qual	Units	DF	Date Analyzed
1UG/M3 W/ 0.25UG/M3 CT-TCE-VC		**TO-15**				Analyst: **LL**
Ethyl acetate	< 0.25	0.25		ppbV	1	1/26/2011 9:40:00 PM
Ethylbenzene	0.12	0.15	J	ppbV	1	1/26/2011 9:40:00 PM
Freon 11	0.18	0.15		ppbV	1	1/26/2011 9:40:00 PM
Freon 113	< 0.15	0.15		ppbV	1	1/26/2011 9:40:00 PM
Freon 114	< 0.15	0.15		ppbV	1	1/26/2011 9:40:00 PM
Freon 12	0.34	0.15		ppbV	1	1/26/2011 9:40:00 PM
Heptane	0.79	0.15		ppbV	1	1/26/2011 9:40:00 PM
Hexachloro-1,3-butadiene	< 0.15	0.15		ppbV	1	1/26/2011 9:40:00 PM
Hexane	0.27	0.15		ppbV	1	1/26/2011 9:40:00 PM
Isopropyl alcohol	20	1.5		ppbV	10	1/26/2011 10:14:00 PM
m&p-Xylene	0.23	0.30	J	ppbV	1	1/26/2011 9:40:00 PM
Methyl Butyl Ketone	< 0.30	0.30		ppbV	1	1/26/2011 9:40:00 PM
Methyl Ethyl Ketone	< 0.30	0.30		ppbV	1	1/26/2011 9:40:00 PM
Methyl Isobutyl Ketone	< 0.30	0.30		ppbV	1	1/26/2011 9:40:00 PM
Methyl tert-butyl ether	< 0.15	0.15		ppbV	1	1/26/2011 9:40:00 PM
Methylene chloride	8.5	1.5		ppbV	10	1/26/2011 10:14:00 PM
o-Xylene	0.12	0.15	J	ppbV	1	1/26/2011 9:40:00 PM
Propylene	< 0.15	0.15		ppbV	1	1/26/2011 9:40:00 PM
Styrene	0.58	0.15		ppbV	1	1/26/2011 9:40:00 PM
Tetrachloroethylene	< 0.15	0.15		ppbV	1	1/26/2011 9:40:00 PM
Tetrahydrofuran	< 0.15	0.15		ppbV	1	1/26/2011 9:40:00 PM
Toluene	0.69	0.15		ppbV	1	1/26/2011 9:40:00 PM
trans-1,2-Dichloroethene	< 0.15	0.15		ppbV	1	1/26/2011 9:40:00 PM
trans-1,3-Dichloropropene	< 0.15	0.15		ppbV	1	1/26/2011 9:40:00 PM
Trichloroethene	0.10	0.040		ppbV	1	1/26/2011 9:40:00 PM
Vinyl acetate	< 0.15	0.15		ppbV	1	1/26/2011 9:40:00 PM
Vinyl Bromide	< 0.15	0.15		ppbV	1	1/26/2011 9:40:00 PM
Vinyl chloride	< 0.040	0.040		ppbV	1	1/26/2011 9:40:00 PM
Surr: Bromofluorobenzene	92.0	70-130		%REC	1	1/26/2011 9:40:00 PM

CLIENT:	Arcadis	**Client Sample ID:**	IA-VMP 2B
Lab Order:	C1101036	**Tag Number:**	475,400
Project:	Lockheed Martin NJ001014.0001	**Collection Date:**	1/25/2011
Lab ID:	C1101036-004A	**Matrix:**	AIR

Analyses	Result	**Limit	Qual	Units	DF	Date Analyzed
FIELD PARAMETERS		**FLD**				Analyst:
Lab Vacuum In	-5			"Hg		1/26/2011
Lab Vacuum Out	-30			"Hg		1/26/2011
1UG/M3 W/ 0.25UG/M3 CT-TCE-VC		**TO-15**				Analyst: **LL**
1,1,1-Trichloroethane	< 0.15	0.15		ppbV	1	1/26/2011 10:49:00 PM
1,1,2,2-Tetrachloroethane	< 0.15	0.15		ppbV	1	1/26/2011 10:49:00 PM
1,1,2-Trichloroethane	< 0.15	0.15		ppbV	1	1/26/2011 10:49:00 PM
1,1-Dichloroethane	< 0.15	0.15		ppbV	1	1/26/2011 10:49:00 PM
1,1-Dichloroethene	< 0.15	0.15		ppbV	1	1/26/2011 10:49:00 PM
1,2,4-Trichlorobenzene	< 0.15	0.15		ppbV	1	1/26/2011 10:49:00 PM
1,2,4-Trimethylbenzene	1.6	1.5		ppbV	10	1/26/2011 11:22:00 PM
1,2-Dibromoethane	< 0.15	0.15		ppbV	1	1/26/2011 10:49:00 PM
1,2-Dichlorobenzene	< 0.15	0.15		ppbV	1	1/26/2011 10:49:00 PM
1,2-Dichloroethane	< 0.15	0.15		ppbV	1	1/26/2011 10:49:00 PM
1,2-Dichloropropane	< 0.15	0.15		ppbV	1	1/26/2011 10:49:00 PM
1,3,5-Trimethylbenzene	0.54	0.15		ppbV	1	1/26/2011 10:49:00 PM
1,3-butadiene	< 0.15	0.15		ppbV	1	1/26/2011 10:49:00 PM
1,3-Dichlorobenzene	< 0.15	0.15		ppbV	1	1/26/2011 10:49:00 PM
1,4-Dichlorobenzene	< 0.15	0.15		ppbV	1	1/26/2011 10:49:00 PM
1,4-Dioxane	< 0.30	0.30		ppbV	1	1/26/2011 10:49:00 PM
2,2,4-trimethylpentane	< 0.15	0.15		ppbV	1	1/26/2011 10:49:00 PM
4-ethyltoluene	0.49	0.15		ppbV	1	1/26/2011 10:49:00 PM
Acetone	7.8	3.0		ppbV	10	1/26/2011 11:22:00 PM
Allyl chloride	< 0.15	0.15		ppbV	1	1/26/2011 10:49:00 PM
Benzene	0.40	0.15		ppbV	1	1/26/2011 10:49:00 PM
Benzyl chloride	< 0.15	0.15		ppbV	1	1/26/2011 10:49:00 PM
Bromodichloromethane	< 0.15	0.15		ppbV	1	1/26/2011 10:49:00 PM
Bromoform	< 0.15	0.15		ppbV	1	1/26/2011 10:49:00 PM
Bromomethane	< 0.15	0.15		ppbV	1	1/26/2011 10:49:00 PM
Carbon disulfide	< 0.15	0.15		ppbV	1	1/26/2011 10:49:00 PM
Carbon tetrachloride	0.050	0.040		ppbV	1	1/26/2011 10:49:00 PM
Chlorobenzene	0.30	0.15		ppbV	1	1/26/2011 10:49:00 PM
Chloroethane	< 0.15	0.15		ppbV	1	1/26/2011 10:49:00 PM
Chloroform	< 0.15	0.15		ppbV	1	1/26/2011 10:49:00 PM
Chloromethane	0.41	0.15		ppbV	1	1/26/2011 10:49:00 PM
cis-1,2-Dichloroethene	< 0.15	0.15		ppbV	1	1/26/2011 10:49:00 PM
cis-1,3-Dichloropropene	< 0.15	0.15		ppbV	1	1/26/2011 10:49:00 PM
Cyclohexane	4.2	1.5		ppbV	10	1/26/2011 11:22:00 PM
Dibromochloromethane	< 0.15	0.15		ppbV	1	1/26/2011 10:49:00 PM

Qualifiers:

**	Reporting Limit	.	Results reported are not blank corrected
B	Analyte detected in the associated Method Blank	E	Value above quantitation range
H	Holding times for preparation or analysis exceeded	J	Analyte detected at or below quantitation limits
JN	Non-routine analyte. Quantitation estimated.	ND	Not Detected at the Reporting Limit
S	Spike Recovery outside accepted recovery limits		

CLIENT:	Arcadis	**Client Sample ID:**	IA-VMP 2B
Lab Order:	C1101036	**Tag Number:**	475,400
Project:	Lockheed Martin NJ001014.0001	**Collection Date:**	1/25/2011
Lab ID:	C1101036-004A	**Matrix:**	AIR

Analyses	Result	**Limit	Qual	Units	DF	Date Analyzed
1UG/M3 W/ 0.25UG/M3 CT-TCE-VC		**TO-15**				Analyst: **LL**
Ethyl acetate	< 0.25	0.25		ppbV	1	1/26/2011 10:49:00 PM
Ethylbenzene	0.18	0.15		ppbV	1	1/26/2011 10:49:00 PM
Freon 11	0.37	0.15		ppbV	1	1/26/2011 10:49:00 PM
Freon 113	< 0.15	0.15		ppbV	1	1/26/2011 10:49:00 PM
Freon 114	< 0.15	0.15		ppbV	1	1/26/2011 10:49:00 PM
Freon 12	0.43	0.15		ppbV	1	1/26/2011 10:49:00 PM
Heptane	1.6	0.15		ppbV	1	1/26/2011 10:49:00 PM
Hexachloro-1,3-butadiene	< 0.15	0.15		ppbV	1	1/26/2011 10:49:00 PM
Hexane	0.33	0.15		ppbV	1	1/26/2011 10:49:00 PM
Isopropyl alcohol	120	12		ppbV	80	1/28/2011 7:59:00 AM
m&p-Xylene	0.37	0.30		ppbV	1	1/26/2011 10:49:00 PM
Methyl Butyl Ketone	< 0.30	0.30		ppbV	1	1/26/2011 10:49:00 PM
Methyl Ethyl Ketone	< 0.30	0.30		ppbV	1	1/26/2011 10:49:00 PM
Methyl Isobutyl Ketone	< 0.30	0.30		ppbV	1	1/26/2011 10:49:00 PM
Methyl tert-butyl ether	< 0.15	0.15		ppbV	1	1/26/2011 10:49:00 PM
Methylene chloride	5.0	1.5		ppbV	10	1/26/2011 11:22:00 PM
o-Xylene	0.20	0.15		ppbV	1	1/26/2011 10:49:00 PM
Propylene	< 0.15	0.15		ppbV	1	1/26/2011 10:49:00 PM
Styrene	1.2	0.15		ppbV	1	1/26/2011 10:49:00 PM
Tetrachloroethylene	< 0.15	0.15		ppbV	1	1/26/2011 10:49:00 PM
Tetrahydrofuran	< 0.15	0.15		ppbV	1	1/26/2011 10:49:00 PM
Toluene	0.78	0.15		ppbV	1	1/26/2011 10:49:00 PM
trans-1,2-Dichloroethene	< 0.15	0.15		ppbV	1	1/26/2011 10:49:00 PM
trans-1,3-Dichloropropene	< 0.15	0.15		ppbV	1	1/26/2011 10:49:00 PM
Trichloroethene	0.12	0.040		ppbV	1	1/26/2011 10:49:00 PM
Vinyl acetate	< 0.15	0.15		ppbV	1	1/26/2011 10:49:00 PM
Vinyl Bromide	< 0.15	0.15		ppbV	1	1/26/2011 10:49:00 PM
Vinyl chloride	< 0.040	0.040		ppbV	1	1/26/2011 10:49:00 PM
Surr: Bromofluorobenzene	103	70-130		%REC	1	1/26/2011 10:49:00 PM

Qualifiers:

**	Reporting Limit	.	Results reported are not blank corrected
B	Analyte detected in the associated Method Blank	E	Value above quantitation range
H	Holding times for preparation or analysis exceeded	J	Analyte detected at or below quantitation limits
JN	Non-routine analyte. Quantitation estimated.	ND	Not Detected at the Reporting Limit
S	Spike Recovery outside accepted recovery limits		

CLIENT:	Arcadis	**Client Sample ID:**	IA-DUPE
Lab Order:	C1101036	**Tag Number:**	358,400
Project:	Lockheed Martin NJ001014.0001	**Collection Date:**	1/25/2011
Lab ID:	C1101036-005A	**Matrix:**	AIR

Analyses	Result	**Limit	Qual	Units	DF	Date Analyzed
FIELD PARAMETERS		**FLD**				Analyst:
Lab Vacuum In	-5			"Hg		1/26/2011
Lab Vacuum Out	-30			"Hg		1/26/2011
1UG/M3 W/ 0.25UG/M3 CT-TCE-VC		**TO-15**				Analyst: **LL**
1,1,1-Trichloroethane	< 0.15	0.15		ppbV	1	1/26/2011 11:57:00 PM
1,1,2,2-Tetrachloroethane	< 0.15	0.15		ppbV	1	1/26/2011 11:57:00 PM
1,1,2-Trichloroethane	< 0.15	0.15		ppbV	1	1/26/2011 11:57:00 PM
1,1-Dichloroethane	< 0.15	0.15		ppbV	1	1/26/2011 11:57:00 PM
1,1-Dichloroethene	< 0.15	0.15		ppbV	1	1/26/2011 11:57:00 PM
1,2,4-Trichlorobenzene	< 0.15	0.15		ppbV	1	1/26/2011 11:57:00 PM
1,2,4-Trimethylbenzene	1.7	1.5		ppbV	10	1/27/2011 12:31:00 AM
1,2-Dibromoethane	< 0.15	0.15		ppbV	1	1/26/2011 11:57:00 PM
1,2-Dichlorobenzene	< 0.15	0.15		ppbV	1	1/26/2011 11:57:00 PM
1,2-Dichloroethane	< 0.15	0.15		ppbV	1	1/26/2011 11:57:00 PM
1,2-Dichloropropane	< 0.15	0.15		ppbV	1	1/26/2011 11:57:00 PM
1,3,5-Trimethylbenzene	0.53	0.15		ppbV	1	1/26/2011 11:57:00 PM
1,3-butadiene	< 0.15	0.15		ppbV	1	1/26/2011 11:57:00 PM
1,3-Dichlorobenzene	< 0.15	0.15		ppbV	1	1/26/2011 11:57:00 PM
1,4-Dichlorobenzene	< 0.15	0.15		ppbV	1	1/26/2011 11:57:00 PM
1,4-Dioxane	< 0.30	0.30		ppbV	1	1/26/2011 11:57:00 PM
2,2,4-trimethylpentane	< 0.15	0.15		ppbV	1	1/26/2011 11:57:00 PM
4-ethyltoluene	0.47	0.15		ppbV	1	1/26/2011 11:57:00 PM
Acetone	9.9	3.0		ppbV	10	1/27/2011 12:31:00 AM
Allyl chloride	< 0.15	0.15		ppbV	1	1/26/2011 11:57:00 PM
Benzene	0.35	0.15		ppbV	1	1/26/2011 11:57:00 PM
Benzyl chloride	< 0.15	0.15		ppbV	1	1/26/2011 11:57:00 PM
Bromodichloromethane	< 0.15	0.15		ppbV	1	1/26/2011 11:57:00 PM
Bromoform	< 0.15	0.15		ppbV	1	1/26/2011 11:57:00 PM
Bromomethane	< 0.15	0.15		ppbV	1	1/26/2011 11:57:00 PM
Carbon disulfide	< 0.15	0.15		ppbV	1	1/26/2011 11:57:00 PM
Carbon tetrachloride	0.060	0.040		ppbV	1	1/26/2011 11:57:00 PM
Chlorobenzene	0.30	0.15		ppbV	1	1/26/2011 11:57:00 PM
Chloroethane	< 0.15	0.15		ppbV	1	1/26/2011 11:57:00 PM
Chloroform	< 0.15	0.15		ppbV	1	1/26/2011 11:57:00 PM
Chloromethane	0.33	0.15		ppbV	1	1/26/2011 11:57:00 PM
cis-1,2-Dichloroethene	< 0.15	0.15		ppbV	1	1/26/2011 11:57:00 PM
cis-1,3-Dichloropropene	< 0.15	0.15		ppbV	1	1/26/2011 11:57:00 PM
Cyclohexane	3.8	1.5		ppbV	10	1/27/2011 12:31:00 AM
Dibromochloromethane	< 0.15	0.15		ppbV	1	1/26/2011 11:57:00 PM

Qualifiers:

**	Reporting Limit	.	Results reported are not blank corrected
B	Analyte detected in the associated Method Blank	E	Value above quantitation range
H	Holding times for preparation or analysis exceeded	J	Analyte detected at or below quantitation limits
JN	Non-routine analyte. Quantitation estimated.	ND	Not Detected at the Reporting Limit
S	Spike Recovery outside accepted recovery limits		

CLIENT:	Arcadis	**Client Sample ID:**	IA-DUPE
Lab Order:	C1101036	**Tag Number:**	358,400
Project:	Lockheed Martin NJ001014.0001	**Collection Date:**	1/25/2011
Lab ID:	C1101036-005A	**Matrix:**	AIR

Analyses	Result	**Limit	Qual	Units	DF	Date Analyzed
1UG/M3 W/ 0.25UG/M3 CT-TCE-VC		**TO-15**				Analyst: **LL**
Ethyl acetate	< 0.25	0.25		ppbV	1	1/26/2011 11:57:00 PM
Ethylbenzene	0.19	0.15		ppbV	1	1/26/2011 11:57:00 PM
Freon 11	0.34	0.15		ppbV	1	1/26/2011 11:57:00 PM
Freon 113	< 0.15	0.15		ppbV	1	1/26/2011 11:57:00 PM
Freon 114	< 0.15	0.15		ppbV	1	1/26/2011 11:57:00 PM
Freon 12	0.44	0.15		ppbV	1	1/26/2011 11:57:00 PM
Heptane	1.4	0.15		ppbV	1	1/26/2011 11:57:00 PM
Hexachloro-1,3-butadiene	< 0.15	0.15		ppbV	1	1/26/2011 11:57:00 PM
Hexane	0.28	0.15		ppbV	1	1/26/2011 11:57:00 PM
Isopropyl alcohol	130	12		ppbV	80	1/28/2011 8:31:00 AM
m&p-Xylene	0.37	0.30		ppbV	1	1/26/2011 11:57:00 PM
Methyl Butyl Ketone	< 0.30	0.30		ppbV	1	1/26/2011 11:57:00 PM
Methyl Ethyl Ketone	< 0.30	0.30		ppbV	1	1/26/2011 11:57:00 PM
Methyl Isobutyl Ketone	< 0.30	0.30		ppbV	1	1/26/2011 11:57:00 PM
Methyl tert-butyl ether	< 0.15	0.15		ppbV	1	1/26/2011 11:57:00 PM
Methylene chloride	5.6	1.5		ppbV	10	1/27/2011 12:31:00 AM
o-Xylene	0.22	0.15		ppbV	1	1/26/2011 11:57:00 PM
Propylene	< 0.15	0.15		ppbV	1	1/26/2011 11:57:00 PM
Styrene	1.0	0.15		ppbV	1	1/26/2011 11:57:00 PM
Tetrachloroethylene	< 0.15	0.15		ppbV	1	1/26/2011 11:57:00 PM
Tetrahydrofuran	< 0.15	0.15		ppbV	1	1/26/2011 11:57:00 PM
Toluene	0.75	0.15		ppbV	1	1/26/2011 11:57:00 PM
trans-1,2-Dichloroethene	< 0.15	0.15		ppbV	1	1/26/2011 11:57:00 PM
trans-1,3-Dichloropropene	< 0.15	0.15		ppbV	1	1/26/2011 11:57:00 PM
Trichloroethene	0.11	0.040		ppbV	1	1/26/2011 11:57:00 PM
Vinyl acetate	< 0.15	0.15		ppbV	1	1/26/2011 11:57:00 PM
Vinyl Bromide	< 0.15	0.15		ppbV	1	1/26/2011 11:57:00 PM
Vinyl chloride	< 0.040	0.040		ppbV	1	1/26/2011 11:57:00 PM
Surr: Bromofluorobenzene	104	70-130		%REC	1	1/26/2011 11:57:00 PM

Qualifiers:

**	Reporting Limit	.	Results reported are not blank corrected
B	Analyte detected in the associated Method Blank	E	Value above quantitation range
H	Holding times for preparation or analysis exceeded	J	Analyte detected at or below quantitation limits
JN	Non-routine analyte. Quantitation estimated.	ND	Not Detected at the Reporting Limit
S	Spike Recovery outside accepted recovery limits		

CLIENT:	Arcadis	**Client Sample ID:**	IA-VMP 2C
Lab Order:	C1101036	**Tag Number:**	170,401
Project:	Lockheed Martin NJ001014.0001	**Collection Date:**	1/25/2011
Lab ID:	C1101036-006A	**Matrix:**	AIR

Analyses	Result	**Limit	Qual	Units	DF	Date Analyzed
FIELD PARAMETERS		**FLD**				Analyst:
Lab Vacuum In	-5			"Hg		1/26/2011
Lab Vacuum Out	-30			"Hg		1/26/2011
1UG/M3 W/ 0.25UG/M3 CT-TCE-VC		**TO-15**				Analyst: **LL**
1,1,1-Trichloroethane	< 0.15	0.15		ppbV	1	1/27/2011 1:41:00 AM
1,1,2,2-Tetrachloroethane	< 0.15	0.15		ppbV	1	1/27/2011 1:41:00 AM
1,1,2-Trichloroethane	< 0.15	0.15		ppbV	1	1/27/2011 1:41:00 AM
1,1-Dichloroethane	< 0.15	0.15		ppbV	1	1/27/2011 1:41:00 AM
1,1-Dichloroethene	< 0.15	0.15		ppbV	1	1/27/2011 1:41:00 AM
1,2,4-Trichlorobenzene	< 0.15	0.15		ppbV	1	1/27/2011 1:41:00 AM
1,2,4-Trimethylbenzene	1.9	1.5		ppbV	10	1/27/2011 2:15:00 AM
1,2-Dibromoethane	< 0.15	0.15		ppbV	1	1/27/2011 1:41:00 AM
1,2-Dichlorobenzene	< 0.15	0.15		ppbV	1	1/27/2011 1:41:00 AM
1,2-Dichloroethane	< 0.15	0.15		ppbV	1	1/27/2011 1:41:00 AM
1,2-Dichloropropane	< 0.15	0.15		ppbV	1	1/27/2011 1:41:00 AM
1,3,5-Trimethylbenzene	0.65	0.15		ppbV	1	1/27/2011 1:41:00 AM
1,3-butadiene	< 0.15	0.15		ppbV	1	1/27/2011 1:41:00 AM
1,3-Dichlorobenzene	< 0.15	0.15		ppbV	1	1/27/2011 1:41:00 AM
1,4-Dichlorobenzene	< 0.15	0.15		ppbV	1	1/27/2011 1:41:00 AM
1,4-Dioxane	< 0.30	0.30		ppbV	1	1/27/2011 1:41:00 AM
2,2,4-trimethylpentane	< 0.15	0.15		ppbV	1	1/27/2011 1:41:00 AM
4-ethyltoluene	0.54	0.15		ppbV	1	1/27/2011 1:41:00 AM
Acetone	10	3.0		ppbV	10	1/27/2011 2:15:00 AM
Allyl chloride	< 0.15	0.15		ppbV	1	1/27/2011 1:41:00 AM
Benzene	0.36	0.15		ppbV	1	1/27/2011 1:41:00 AM
Benzyl chloride	< 0.15	0.15		ppbV	1	1/27/2011 1:41:00 AM
Bromodichloromethane	< 0.15	0.15		ppbV	1	1/27/2011 1:41:00 AM
Bromoform	< 0.15	0.15		ppbV	1	1/27/2011 1:41:00 AM
Bromomethane	< 0.15	0.15		ppbV	1	1/27/2011 1:41:00 AM
Carbon disulfide	< 0.15	0.15		ppbV	1	1/27/2011 1:41:00 AM
Carbon tetrachloride	0.060	0.040		ppbV	1	1/27/2011 1:41:00 AM
Chlorobenzene	0.32	0.15		ppbV	1	1/27/2011 1:41:00 AM
Chloroethane	< 0.15	0.15		ppbV	1	1/27/2011 1:41:00 AM
Chloroform	< 0.15	0.15		ppbV	1	1/27/2011 1:41:00 AM
Chloromethane	0.34	0.15		ppbV	1	1/27/2011 1:41:00 AM
cis-1,2-Dichloroethene	< 0.15	0.15		ppbV	1	1/27/2011 1:41:00 AM
cis-1,3-Dichloropropene	< 0.15	0.15		ppbV	1	1/27/2011 1:41:00 AM
Cyclohexane	4.2	1.5		ppbV	10	1/27/2011 2:15:00 AM
Dibromochloromethane	< 0.15	0.15		ppbV	1	1/27/2011 1:41:00 AM

Qualifiers:

**	Reporting Limit	.	Results reported are not blank corrected
B	Analyte detected in the associated Method Blank	E	Value above quantitation range
H	Holding times for preparation or analysis exceeded	J	Analyte detected at or below quantitation limits
JN	Non-routine analyte. Quantitation estimated.	ND	Not Detected at the Reporting Limit
S	Spike Recovery outside accepted recovery limits		

CLIENT:	Arcadis	**Client Sample ID:**	IA-VMP 2C
Lab Order:	C1101036	**Tag Number:**	170,401
Project:	Lockheed Martin NJ001014.0001	**Collection Date:**	1/25/2011
Lab ID:	C1101036-006A	**Matrix:**	AIR

Analyses	Result	**Limit	Qual	Units	DF	Date Analyzed
1UG/M3 W/ 0.25UG/M3 CT-TCE-VC		**TO-15**				Analyst: **LL**
Ethyl acetate	< 0.25	0.25		ppbV	1	1/27/2011 1:41:00 AM
Ethylbenzene	0.34	0.15		ppbV	1	1/27/2011 1:41:00 AM
Freon 11	0.33	0.15		ppbV	1	1/27/2011 1:41:00 AM
Freon 113	< 0.15	0.15		ppbV	1	1/27/2011 1:41:00 AM
Freon 114	< 0.15	0.15		ppbV	1	1/27/2011 1:41:00 AM
Freon 12	0.44	0.15		ppbV	1	1/27/2011 1:41:00 AM
Heptane	1.5	0.15		ppbV	1	1/27/2011 1:41:00 AM
Hexachloro-1,3-butadiene	< 0.15	0.15		ppbV	1	1/27/2011 1:41:00 AM
Hexane	0.39	0.15		ppbV	1	1/27/2011 1:41:00 AM
Isopropyl alcohol	160	12		ppbV	80	1/28/2011 9:05:00 AM
m&p-Xylene	0.96	0.30		ppbV	1	1/27/2011 1:41:00 AM
Methyl Butyl Ketone	< 0.30	0.30		ppbV	1	1/27/2011 1:41:00 AM
Methyl Ethyl Ketone	< 0.30	0.30		ppbV	1	1/27/2011 1:41:00 AM
Methyl Isobutyl Ketone	< 0.30	0.30		ppbV	1	1/27/2011 1:41:00 AM
Methyl tert-butyl ether	< 0.15	0.15		ppbV	1	1/27/2011 1:41:00 AM
Methylene chloride	5.7	1.5		ppbV	10	1/27/2011 2:15:00 AM
o-Xylene	0.48	0.15		ppbV	1	1/27/2011 1:41:00 AM
Propylene	< 0.15	0.15		ppbV	1	1/27/2011 1:41:00 AM
Styrene	1.2	0.15		ppbV	1	1/27/2011 1:41:00 AM
Tetrachloroethylene	< 0.15	0.15		ppbV	1	1/27/2011 1:41:00 AM
Tetrahydrofuran	< 0.15	0.15		ppbV	1	1/27/2011 1:41:00 AM
Toluene	1.4	0.15		ppbV	1	1/27/2011 1:41:00 AM
trans-1,2-Dichloroethene	< 0.15	0.15		ppbV	1	1/27/2011 1:41:00 AM
trans-1,3-Dichloropropene	< 0.15	0.15		ppbV	1	1/27/2011 1:41:00 AM
Trichloroethene	0.11	0.040		ppbV	1	1/27/2011 1:41:00 AM
Vinyl acetate	< 0.15	0.15		ppbV	1	1/27/2011 1:41:00 AM
Vinyl Bromide	< 0.15	0.15		ppbV	1	1/27/2011 1:41:00 AM
Vinyl chloride	< 0.040	0.040		ppbV	1	1/27/2011 1:41:00 AM
Surr: Bromofluorobenzene	104	70-130		%REC	1	1/27/2011 1:41:00 AM

CLIENT:	Arcadis	**Client Sample ID:**	IA-VMP 1B
Lab Order:	C1101036	**Tag Number:**	201,375
Project:	Lockheed Martin NJ001014.0001	**Collection Date:**	1/25/2011
Lab ID:	C1101036-007A	**Matrix:**	AIR

Analyses	Result	**Limit	Qual	Units	DF	Date Analyzed
FIELD PARAMETERS		**FLD**				Analyst:
Lab Vacuum In	-5			"Hg		1/26/2011
Lab Vacuum Out	-30			"Hg		1/26/2011
1UG/M3 W/ 0.25UG/M3 CT-TCE-VC		**TO-15**				Analyst: **LL**
1,1,1-Trichloroethane	< 0.15	0.15		ppbV	1	1/27/2011 2:50:00 AM
1,1,2,2-Tetrachloroethane	< 0.15	0.15		ppbV	1	1/27/2011 2:50:00 AM
1,1,2-Trichloroethane	< 0.15	0.15		ppbV	1	1/27/2011 2:50:00 AM
1,1-Dichloroethane	< 0.15	0.15		ppbV	1	1/27/2011 2:50:00 AM
1,1-Dichloroethene	< 0.15	0.15		ppbV	1	1/27/2011 2:50:00 AM
1,2,4-Trichlorobenzene	< 0.15	0.15		ppbV	1	1/27/2011 2:50:00 AM
1,2,4-Trimethylbenzene	1.8	0.15		ppbV	1	1/27/2011 2:50:00 AM
1,2-Dibromoethane	< 0.15	0.15		ppbV	1	1/27/2011 2:50:00 AM
1,2-Dichlorobenzene	< 0.15	0.15		ppbV	1	1/27/2011 2:50:00 AM
1,2-Dichloroethane	< 0.15	0.15		ppbV	1	1/27/2011 2:50:00 AM
1,2-Dichloropropane	< 0.15	0.15		ppbV	1	1/27/2011 2:50:00 AM
1,3,5-Trimethylbenzene	0.45	0.15		ppbV	1	1/27/2011 2:50:00 AM
1,3-butadiene	< 0.15	0.15		ppbV	1	1/27/2011 2:50:00 AM
1,3-Dichlorobenzene	< 0.15	0.15		ppbV	1	1/27/2011 2:50:00 AM
1,4-Dichlorobenzene	< 0.15	0.15		ppbV	1	1/27/2011 2:50:00 AM
1,4-Dioxane	< 0.30	0.30		ppbV	1	1/27/2011 2:50:00 AM
2,2,4-trimethylpentane	< 0.15	0.15		ppbV	1	1/27/2011 2:50:00 AM
4-ethyltoluene	0.33	0.15		ppbV	1	1/27/2011 2:50:00 AM
Acetone	4.9	3.0		ppbV	10	1/27/2011 3:24:00 AM
Allyl chloride	< 0.15	0.15		ppbV	1	1/27/2011 2:50:00 AM
Benzene	0.38	0.15		ppbV	1	1/27/2011 2:50:00 AM
Benzyl chloride	< 0.15	0.15		ppbV	1	1/27/2011 2:50:00 AM
Bromodichloromethane	< 0.15	0.15		ppbV	1	1/27/2011 2:50:00 AM
Bromoform	< 0.15	0.15		ppbV	1	1/27/2011 2:50:00 AM
Bromomethane	< 0.15	0.15		ppbV	1	1/27/2011 2:50:00 AM
Carbon disulfide	< 0.15	0.15		ppbV	1	1/27/2011 2:50:00 AM
Carbon tetrachloride	0.060	0.040		ppbV	1	1/27/2011 2:50:00 AM
Chlorobenzene	0.22	0.15		ppbV	1	1/27/2011 2:50:00 AM
Chloroethane	< 0.15	0.15		ppbV	1	1/27/2011 2:50:00 AM
Chloroform	< 0.15	0.15		ppbV	1	1/27/2011 2:50:00 AM
Chloromethane	0.37	0.15		ppbV	1	1/27/2011 2:50:00 AM
cis-1,2-Dichloroethene	< 0.15	0.15		ppbV	1	1/27/2011 2:50:00 AM
cis-1,3-Dichloropropene	< 0.15	0.15		ppbV	1	1/27/2011 2:50:00 AM
Cyclohexane	4.7	1.5		ppbV	10	1/27/2011 3:24:00 AM
Dibromochloromethane	< 0.15	0.15		ppbV	1	1/27/2011 2:50:00 AM

Qualifiers:

**	Reporting Limit	.	Results reported are not blank corrected
B	Analyte detected in the associated Method Blank	E	Value above quantitation range
H	Holding times for preparation or analysis exceeded	J	Analyte detected at or below quantitation limits
JN	Non-routine analyte. Quantitation estimated.	ND	Not Detected at the Reporting Limit
S	Spike Recovery outside accepted recovery limits		

CLIENT:	Arcadis	**Client Sample ID:**	IA-VMP 1B
Lab Order:	C1101036	**Tag Number:**	201,375
Project:	Lockheed Martin NJ001014.0001	**Collection Date:**	1/25/2011
Lab ID:	C1101036-007A	**Matrix:**	AIR

Analyses	Result	**Limit	Qual	Units	DF	Date Analyzed
1UG/M3 W/ 0.25UG/M3 CT-TCE-VC		**TO-15**				Analyst: **LL**
Ethyl acetate	< 0.25	0.25		ppbV	1	1/27/2011 2:50:00 AM
Ethylbenzene	0.19	0.15		ppbV	1	1/27/2011 2:50:00 AM
Freon 11	0.38	0.15		ppbV	1	1/27/2011 2:50:00 AM
Freon 113	< 0.15	0.15		ppbV	1	1/27/2011 2:50:00 AM
Freon 114	< 0.15	0.15		ppbV	1	1/27/2011 2:50:00 AM
Freon 12	0.51	0.15		ppbV	1	1/27/2011 2:50:00 AM
Heptane	1.9	1.5		ppbV	10	1/27/2011 3:24:00 AM
Hexachloro-1,3-butadiene	< 0.15	0.15		ppbV	1	1/27/2011 2:50:00 AM
Hexane	0.29	0.15		ppbV	1	1/27/2011 2:50:00 AM
Isopropyl alcohol	90	6.0		ppbV	40	1/28/2011 9:39:00 AM
m&p-Xylene	0.42	0.30		ppbV	1	1/27/2011 2:50:00 AM
Methyl Butyl Ketone	< 0.30	0.30		ppbV	1	1/27/2011 2:50:00 AM
Methyl Ethyl Ketone	< 0.30	0.30		ppbV	1	1/27/2011 2:50:00 AM
Methyl Isobutyl Ketone	< 0.30	0.30		ppbV	1	1/27/2011 2:50:00 AM
Methyl tert-butyl ether	< 0.15	0.15		ppbV	1	1/27/2011 2:50:00 AM
Methylene chloride	6.0	1.5		ppbV	10	1/27/2011 3:24:00 AM
o-Xylene	0.21	0.15		ppbV	1	1/27/2011 2:50:00 AM
Propylene	< 0.15	0.15		ppbV	1	1/27/2011 2:50:00 AM
Styrene	0.84	0.15		ppbV	1	1/27/2011 2:50:00 AM
Tetrachloroethylene	0.34	0.15		ppbV	1	1/27/2011 2:50:00 AM
Tetrahydrofuran	< 0.15	0.15		ppbV	1	1/27/2011 2:50:00 AM
Toluene	0.90	0.15		ppbV	1	1/27/2011 2:50:00 AM
trans-1,2-Dichloroethene	< 0.15	0.15		ppbV	1	1/27/2011 2:50:00 AM
trans-1,3-Dichloropropene	< 0.15	0.15		ppbV	1	1/27/2011 2:50:00 AM
Trichloroethene	0.13	0.040		ppbV	1	1/27/2011 2:50:00 AM
Vinyl acetate	< 0.15	0.15		ppbV	1	1/27/2011 2:50:00 AM
Vinyl Bromide	< 0.15	0.15		ppbV	1	1/27/2011 2:50:00 AM
Vinyl chloride	< 0.040	0.040		ppbV	1	1/27/2011 2:50:00 AM
Surr: Bromofluorobenzene	117	70-130		%REC	1	1/27/2011 2:50:00 AM

CLIENT:	Arcadis	**Client Sample ID:**	SS-VMP 1B
Lab Order:	C1101036	**Tag Number:**	131,255
Project:	Lockheed Martin NJ001014.0001	**Collection Date:**	1/25/2011
Lab ID:	C1101036-008A	**Matrix:**	

Analyses	Result	**Limit	Qual	Units	DF	Date Analyzed
FIELD PARAMETERS		**FLD**				Analyst:
Lab Vacuum In	-5			"Hg		1/26/2011
Lab Vacuum Out	-30			"Hg		1/26/2011
1UG/M3 BY METHOD TO15		**TO-15**				Analyst: **LL**
1,1,1-Trichloroethane	< 0.15	0.15		ppbV	1	1/27/2011 7:12:00 PM
1,1,2,2-Tetrachloroethane	< 0.15	0.15		ppbV	1	1/27/2011 7:12:00 PM
1,1,2-Trichloroethane	< 0.15	0.15		ppbV	1	1/27/2011 7:12:00 PM
1,1-Dichloroethane	< 0.15	0.15		ppbV	1	1/27/2011 7:12:00 PM
1,1-Dichloroethene	< 0.15	0.15		ppbV	1	1/27/2011 7:12:00 PM
1,2,4-Trichlorobenzene	< 0.15	0.15		ppbV	1	1/27/2011 7:12:00 PM
1,2,4-Trimethylbenzene	1.5	0.15		ppbV	1	1/27/2011 7:12:00 PM
1,2-Dibromoethane	< 0.15	0.15		ppbV	1	1/27/2011 7:12:00 PM
1,2-Dichlorobenzene	< 0.15	0.15		ppbV	1	1/27/2011 7:12:00 PM
1,2-Dichloroethane	< 0.15	0.15		ppbV	1	1/27/2011 7:12:00 PM
1,2-Dichloropropane	< 0.15	0.15		ppbV	1	1/27/2011 7:12:00 PM
1,3,5-Trimethylbenzene	0.32	0.15		ppbV	1	1/27/2011 7:12:00 PM
1,3-butadiene	< 0.15	0.15		ppbV	1	1/27/2011 7:12:00 PM
1,3-Dichlorobenzene	< 0.15	0.15		ppbV	1	1/27/2011 7:12:00 PM
1,4-Dichlorobenzene	0.12	0.15	J	ppbV	1	1/27/2011 7:12:00 PM
1,4-Dioxane	< 0.30	0.30		ppbV	1	1/27/2011 7:12:00 PM
2,2,4-trimethylpentane	< 0.15	0.15		ppbV	1	1/27/2011 7:12:00 PM
4-ethyltoluene	0.29	0.15		ppbV	1	1/27/2011 7:12:00 PM
Acetone	4.1	3.0		ppbV	10	1/28/2011 9:15:00 PM
Allyl chloride	< 0.15	0.15		ppbV	1	1/27/2011 7:12:00 PM
Benzene	0.41	0.15		ppbV	1	1/27/2011 7:12:00 PM
Benzyl chloride	< 0.15	0.15		ppbV	1	1/27/2011 7:12:00 PM
Bromodichloromethane	< 0.15	0.15		ppbV	1	1/27/2011 7:12:00 PM
Bromoform	< 0.15	0.15		ppbV	1	1/27/2011 7:12:00 PM
Bromomethane	< 0.15	0.15		ppbV	1	1/27/2011 7:12:00 PM
Carbon disulfide	< 0.15	0.15		ppbV	1	1/27/2011 7:12:00 PM
Carbon tetrachloride	0.050	0.15	J	ppbV	1	1/27/2011 7:12:00 PM
Chlorobenzene	0.19	0.15		ppbV	1	1/27/2011 7:12:00 PM
Chloroethane	< 0.15	0.15		ppbV	1	1/27/2011 7:12:00 PM
Chloroform	< 0.15	0.15		ppbV	1	1/27/2011 7:12:00 PM
Chloromethane	0.34	0.15		ppbV	1	1/27/2011 7:12:00 PM
cis-1,2-Dichloroethene	< 0.15	0.15		ppbV	1	1/27/2011 7:12:00 PM
cis-1,3-Dichloropropene	< 0.15	0.15		ppbV	1	1/27/2011 7:12:00 PM
Cyclohexane	3.0	1.5		ppbV	10	1/28/2011 9:15:00 PM
Dibromochloromethane	< 0.15	0.15		ppbV	1	1/27/2011 7:12:00 PM

Qualifiers:

**	Reporting Limit	.	Results reported are not blank corrected
B	Analyte detected in the associated Method Blank	E	Value above quantitation range
H	Holding times for preparation or analysis exceeded	J	Analyte detected at or below quantitation limits
JN	Non-routine analyte. Quantitation estimated.	ND	Not Detected at the Reporting Limit
S	Spike Recovery outside accepted recovery limits		

CLIENT:	Arcadis	**Client Sample ID:**	SS-VMP 1B
Lab Order:	C1101036	**Tag Number:**	131,255
Project:	Lockheed Martin NJ001014.0001	**Collection Date:**	1/25/2011
Lab ID:	C1101036-008A	**Matrix:**	

Analyses	Result	**Limit	Qual	Units	DF	Date Analyzed
1UG/M3 BY METHOD TO15		**TO-15**				Analyst: **LL**
Ethyl acetate	< 0.25	0.25		ppbV	1	1/27/2011 7:12:00 PM
Ethylbenzene	0.16	0.15		ppbV	1	1/27/2011 7:12:00 PM
Freon 11	0.34	0.15		ppbV	1	1/27/2011 7:12:00 PM
Freon 113	< 0.15	0.15		ppbV	1	1/27/2011 7:12:00 PM
Freon 114	< 0.15	0.15		ppbV	1	1/27/2011 7:12:00 PM
Freon 12	0.40	0.15		ppbV	1	1/27/2011 7:12:00 PM
Heptane	1.3	1.5	J	ppbV	10	1/28/2011 9:15:00 PM
Hexachloro-1,3-butadiene	< 0.15	0.15		ppbV	1	1/27/2011 7:12:00 PM
Hexane	0.32	0.15		ppbV	1	1/27/2011 7:12:00 PM
Isopropyl alcohol	58	12		ppbV	80	1/28/2011 9:48:00 PM
m&p-Xylene	0.36	0.30		ppbV	1	1/27/2011 7:12:00 PM
Methyl Butyl Ketone	< 0.30	0.30		ppbV	1	1/27/2011 7:12:00 PM
Methyl Ethyl Ketone	< 0.30	0.30		ppbV	1	1/27/2011 7:12:00 PM
Methyl Isobutyl Ketone	< 0.30	0.30		ppbV	1	1/27/2011 7:12:00 PM
Methyl tert-butyl ether	< 0.15	0.15		ppbV	1	1/27/2011 7:12:00 PM
Methylene chloride	4.5	1.5		ppbV	10	1/28/2011 9:15:00 PM
o-Xylene	0.18	0.15		ppbV	1	1/27/2011 7:12:00 PM
Propylene	< 0.15	0.15		ppbV	1	1/27/2011 7:12:00 PM
Styrene	0.59	0.15		ppbV	1	1/27/2011 7:12:00 PM
Tetrachloroethylene	< 0.15	0.15		ppbV	1	1/27/2011 7:12:00 PM
Tetrahydrofuran	< 0.15	0.15		ppbV	1	1/27/2011 7:12:00 PM
Toluene	0.89	0.15		ppbV	1	1/27/2011 7:12:00 PM
trans-1,2-Dichloroethene	< 0.15	0.15		ppbV	1	1/27/2011 7:12:00 PM
trans-1,3-Dichloropropene	< 0.15	0.15		ppbV	1	1/27/2011 7:12:00 PM
Trichloroethene	0.13	0.15	J	ppbV	1	1/27/2011 7:12:00 PM
Vinyl acetate	< 0.15	0.15		ppbV	1	1/27/2011 7:12:00 PM
Vinyl Bromide	< 0.15	0.15		ppbV	1	1/27/2011 7:12:00 PM
Vinyl chloride	< 0.15	0.15		ppbV	1	1/27/2011 7:12:00 PM
Surr: Bromofluorobenzene	88.0	70-130		%REC	1	1/27/2011 7:12:00 PM

Qualifiers:

**	Reporting Limit	.	Results reported are not blank corrected
B	Analyte detected in the associated Method Blank	E	Value above quantitation range
H	Holding times for preparation or analysis exceeded	J	Analyte detected at or below quantitation limits
JN	Non-routine analyte. Quantitation estimated.	ND	Not Detected at the Reporting Limit
S	Spike Recovery outside accepted recovery limits		

CLIENT:	Arcadis	**Client Sample ID:**	SS-VMP 4
Lab Order:	C1101036	**Tag Number:**	554,381
Project:	Lockheed Martin NJ001014.0001	**Collection Date:**	1/25/2011
Lab ID:	C1101036-009A	**Matrix:**	

Analyses	Result	**Limit	Qual	Units	DF	Date Analyzed
FIELD PARAMETERS		**FLD**				Analyst:
Lab Vacuum In	-5			"Hg		1/26/2011
Lab Vacuum Out	-30			"Hg		1/26/2011
1UG/M3 BY METHOD TO15		**TO-15**				Analyst: **LL**
1,1,1-Trichloroethane	< 0.15	0.15		ppbV	1	1/27/2011 7:46:00 PM
1,1,2,2-Tetrachloroethane	< 0.15	0.15		ppbV	1	1/27/2011 7:46:00 PM
1,1,2-Trichloroethane	< 0.15	0.15		ppbV	1	1/27/2011 7:46:00 PM
1,1-Dichloroethane	< 0.15	0.15		ppbV	1	1/27/2011 7:46:00 PM
1,1-Dichloroethene	< 0.15	0.15		ppbV	1	1/27/2011 7:46:00 PM
1,2,4-Trichlorobenzene	< 0.15	0.15		ppbV	1	1/27/2011 7:46:00 PM
1,2,4-Trimethylbenzene	1.1	1.2	J	ppbV	8	1/28/2011 10:21:00 PM
1,2-Dibromoethane	< 0.15	0.15		ppbV	1	1/27/2011 7:46:00 PM
1,2-Dichlorobenzene	< 0.15	0.15		ppbV	1	1/27/2011 7:46:00 PM
1,2-Dichloroethane	< 0.15	0.15		ppbV	1	1/27/2011 7:46:00 PM
1,2-Dichloropropane	< 0.15	0.15		ppbV	1	1/27/2011 7:46:00 PM
1,3,5-Trimethylbenzene	0.52	0.15		ppbV	1	1/27/2011 7:46:00 PM
1,3-butadiene	< 0.15	0.15		ppbV	1	1/27/2011 7:46:00 PM
1,3-Dichlorobenzene	< 0.15	0.15		ppbV	1	1/27/2011 7:46:00 PM
1,4-Dichlorobenzene	< 0.15	0.15		ppbV	1	1/27/2011 7:46:00 PM
1,4-Dioxane	< 0.30	0.30		ppbV	1	1/27/2011 7:46:00 PM
2,2,4-trimethylpentane	< 0.15	0.15		ppbV	1	1/27/2011 7:46:00 PM
4-ethyltoluene	0.47	0.15		ppbV	1	1/27/2011 7:46:00 PM
Acetone	3.8	2.4		ppbV	8	1/28/2011 10:21:00 PM
Allyl chloride	< 0.15	0.15		ppbV	1	1/27/2011 7:46:00 PM
Benzene	0.39	0.15		ppbV	1	1/27/2011 7:46:00 PM
Benzyl chloride	< 0.15	0.15		ppbV	1	1/27/2011 7:46:00 PM
Bromodichloromethane	< 0.15	0.15		ppbV	1	1/27/2011 7:46:00 PM
Bromoform	< 0.15	0.15		ppbV	1	1/27/2011 7:46:00 PM
Bromomethane	< 0.15	0.15		ppbV	1	1/27/2011 7:46:00 PM
Carbon disulfide	< 0.15	0.15		ppbV	1	1/27/2011 7:46:00 PM
Carbon tetrachloride	0.050	0.15	J	ppbV	1	1/27/2011 7:46:00 PM
Chlorobenzene	0.26	0.15		ppbV	1	1/27/2011 7:46:00 PM
Chloroethane	< 0.15	0.15		ppbV	1	1/27/2011 7:46:00 PM
Chloroform	< 0.15	0.15		ppbV	1	1/27/2011 7:46:00 PM
Chloromethane	0.39	0.15		ppbV	1	1/27/2011 7:46:00 PM
cis-1,2-Dichloroethene	< 0.15	0.15		ppbV	1	1/27/2011 7:46:00 PM
cis-1,3-Dichloropropene	< 0.15	0.15		ppbV	1	1/27/2011 7:46:00 PM
Cyclohexane	2.6	1.2		ppbV	8	1/28/2011 10:21:00 PM
Dibromochloromethane	< 0.15	0.15		ppbV	1	1/27/2011 7:46:00 PM

Qualifiers:

**	Reporting Limit	.	Results reported are not blank corrected
B	Analyte detected in the associated Method Blank	E	Value above quantitation range
H	Holding times for preparation or analysis exceeded	J	Analyte detected at or below quantitation limits
JN	Non-routine analyte. Quantitation estimated.	ND	Not Detected at the Reporting Limit
S	Spike Recovery outside accepted recovery limits		

CLIENT:	Arcadis	**Client Sample ID:**	SS-VMP 4
Lab Order:	C1101036	**Tag Number:**	554,381
Project:	Lockheed Martin NJ001014.0001	**Collection Date:**	1/25/2011
Lab ID:	C1101036-009A	**Matrix:**	

Analyses	Result	**Limit	Qual	Units	DF	Date Analyzed
1UG/M3 BY METHOD TO15		**TO-15**				Analyst: **LL**
Ethyl acetate	< 0.25	0.25		ppbV	1	1/27/2011 7:46:00 PM
Ethylbenzene	0.20	0.15		ppbV	1	1/27/2011 7:46:00 PM
Freon 11	0.37	0.15		ppbV	1	1/27/2011 7:46:00 PM
Freon 113	< 0.15	0.15		ppbV	1	1/27/2011 7:46:00 PM
Freon 114	< 0.15	0.15		ppbV	1	1/27/2011 7:46:00 PM
Freon 12	0.48	0.15		ppbV	1	1/27/2011 7:46:00 PM
Heptane	1.6	0.15		ppbV	1	1/27/2011 7:46:00 PM
Hexachloro-1,3-butadiene	< 0.15	0.15		ppbV	1	1/27/2011 7:46:00 PM
Hexane	0.35	0.15		ppbV	1	1/27/2011 7:46:00 PM
Isopropyl alcohol	130	24		ppbV	160	1/28/2011 10:54:00 PM
m&p-Xylene	0.42	0.30		ppbV	1	1/27/2011 7:46:00 PM
Methyl Butyl Ketone	< 0.30	0.30		ppbV	1	1/27/2011 7:46:00 PM
Methyl Ethyl Ketone	< 0.30	0.30		ppbV	1	1/27/2011 7:46:00 PM
Methyl Isobutyl Ketone	< 0.30	0.30		ppbV	1	1/27/2011 7:46:00 PM
Methyl tert-butyl ether	< 0.15	0.15		ppbV	1	1/27/2011 7:46:00 PM
Methylene chloride	5.6	1.2		ppbV	8	1/28/2011 10:21:00 PM
o-Xylene	0.25	0.15		ppbV	1	1/27/2011 7:46:00 PM
Propylene	< 0.15	0.15		ppbV	1	1/27/2011 7:46:00 PM
Styrene	0.97	0.15		ppbV	1	1/27/2011 7:46:00 PM
Tetrachloroethylene	< 0.15	0.15		ppbV	1	1/27/2011 7:46:00 PM
Tetrahydrofuran	< 0.15	0.15		ppbV	1	1/27/2011 7:46:00 PM
Toluene	1.0	0.15		ppbV	1	1/27/2011 7:46:00 PM
trans-1,2-Dichloroethene	< 0.15	0.15		ppbV	1	1/27/2011 7:46:00 PM
trans-1,3-Dichloropropene	< 0.15	0.15		ppbV	1	1/27/2011 7:46:00 PM
Trichloroethene	0.36	0.15		ppbV	1	1/27/2011 7:46:00 PM
Vinyl acetate	< 0.15	0.15		ppbV	1	1/27/2011 7:46:00 PM
Vinyl Bromide	< 0.15	0.15		ppbV	1	1/27/2011 7:46:00 PM
Vinyl chloride	< 0.15	0.15		ppbV	1	1/27/2011 7:46:00 PM
Surr: Bromofluorobenzene	103	70-130		%REC	1	1/27/2011 7:46:00 PM

Qualifiers:

**	Reporting Limit	.	Results reported are not blank corrected
B	Analyte detected in the associated Method Blank	E	Value above quantitation range
H	Holding times for preparation or analysis exceeded	J	Analyte detected at or below quantitation limits
JN	Non-routine analyte. Quantitation estimated.	ND	Not Detected at the Reporting Limit
S	Spike Recovery outside accepted recovery limits		

CLIENT:	Arcadis	**Client Sample ID:**	SS-VMP 2C
Lab Order:	C1101036	**Tag Number:**	325,281
Project:	Lockheed Martin NJ001014.0001	**Collection Date:**	1/25/2011
Lab ID:	C1101036-010A	**Matrix:**	

Analyses	Result	**Limit	Qual	Units	DF	Date Analyzed
FIELD PARAMETERS		**FLD**				Analyst:
Lab Vacuum In	-5			"Hg		1/26/2011
Lab Vacuum Out	-30			"Hg		1/26/2011
1UG/M3 BY METHOD TO15		**TO-15**				Analyst: **LL**
1,1,1-Trichloroethane	1.9	0.15		ppbV	1	1/27/2011 8:20:00 PM
1,1,2,2-Tetrachloroethane	< 0.15	0.15		ppbV	1	1/27/2011 8:20:00 PM
1,1,2-Trichloroethane	< 0.15	0.15		ppbV	1	1/27/2011 8:20:00 PM
1,1-Dichloroethane	< 0.15	0.15		ppbV	1	1/27/2011 8:20:00 PM
1,1-Dichloroethene	< 0.15	0.15		ppbV	1	1/27/2011 8:20:00 PM
1,2,4-Trichlorobenzene	< 0.15	0.15		ppbV	1	1/27/2011 8:20:00 PM
1,2,4-Trimethylbenzene	1.2	0.75		ppbV	5	1/28/2011 11:27:00 PM
1,2-Dibromoethane	< 0.15	0.15		ppbV	1	1/27/2011 8:20:00 PM
1,2-Dichlorobenzene	< 0.15	0.15		ppbV	1	1/27/2011 8:20:00 PM
1,2-Dichloroethane	< 0.15	0.15		ppbV	1	1/27/2011 8:20:00 PM
1,2-Dichloropropane	< 0.15	0.15		ppbV	1	1/27/2011 8:20:00 PM
1,3,5-Trimethylbenzene	0.41	0.15		ppbV	1	1/27/2011 8:20:00 PM
1,3-butadiene	< 0.15	0.15		ppbV	1	1/27/2011 8:20:00 PM
1,3-Dichlorobenzene	< 0.15	0.15		ppbV	1	1/27/2011 8:20:00 PM
1,4-Dichlorobenzene	< 0.15	0.15		ppbV	1	1/27/2011 8:20:00 PM
1,4-Dioxane	< 0.30	0.30		ppbV	1	1/27/2011 8:20:00 PM
2,2,4-trimethylpentane	< 0.15	0.15		ppbV	1	1/27/2011 8:20:00 PM
4-ethyltoluene	0.33	0.15		ppbV	1	1/27/2011 8:20:00 PM
Acetone	4.0	1.5		ppbV	5	1/28/2011 11:27:00 PM
Allyl chloride	< 0.15	0.15		ppbV	1	1/27/2011 8:20:00 PM
Benzene	0.18	0.15		ppbV	1	1/27/2011 8:20:00 PM
Benzyl chloride	< 0.15	0.15		ppbV	1	1/27/2011 8:20:00 PM
Bromodichloromethane	< 0.15	0.15		ppbV	1	1/27/2011 8:20:00 PM
Bromoform	< 0.15	0.15		ppbV	1	1/27/2011 8:20:00 PM
Bromomethane	< 0.15	0.15		ppbV	1	1/27/2011 8:20:00 PM
Carbon disulfide	0.23	0.15		ppbV	1	1/27/2011 8:20:00 PM
Carbon tetrachloride	0.040	0.15	J	ppbV	1	1/27/2011 8:20:00 PM
Chlorobenzene	0.10	0.15	J	ppbV	1	1/27/2011 8:20:00 PM
Chloroethane	< 0.15	0.15		ppbV	1	1/27/2011 8:20:00 PM
Chloroform	0.91	0.15		ppbV	1	1/27/2011 8:20:00 PM
Chloromethane	0.19	0.15		ppbV	1	1/27/2011 8:20:00 PM
cis-1,2-Dichloroethene	< 0.15	0.15		ppbV	1	1/27/2011 8:20:00 PM
cis-1,3-Dichloropropene	< 0.15	0.15		ppbV	1	1/27/2011 8:20:00 PM
Cyclohexane	1.4	0.15		ppbV	1	1/27/2011 8:20:00 PM
Dibromochloromethane	< 0.15	0.15		ppbV	1	1/27/2011 8:20:00 PM

Qualifiers:

**	Reporting Limit	.	Results reported are not blank corrected
B	Analyte detected in the associated Method Blank	E	Value above quantitation range
H	Holding times for preparation or analysis exceeded	J	Analyte detected at or below quantitation limits
JN	Non-routine analyte. Quantitation estimated.	ND	Not Detected at the Reporting Limit
S	Spike Recovery outside accepted recovery limits		

CLIENT:	Arcadis	**Client Sample ID:**	SS-VMP 2C
Lab Order:	C1101036	**Tag Number:**	325,281
Project:	Lockheed Martin NJ001014.0001	**Collection Date:**	1/25/2011
Lab ID:	C1101036-010A	**Matrix:**	

Analyses	Result	**Limit	Qual	Units	DF	Date Analyzed
1UG/M3 BY METHOD TO15		**TO-15**				Analyst: **LL**
Ethyl acetate	< 0.25	0.25		ppbV	1	1/27/2011 8:20:00 PM
Ethylbenzene	0.39	0.15		ppbV	1	1/27/2011 8:20:00 PM
Freon 11	0.34	0.15		ppbV	1	1/27/2011 8:20:00 PM
Freon 113	0.33	0.15		ppbV	1	1/27/2011 8:20:00 PM
Freon 114	< 0.15	0.15		ppbV	1	1/27/2011 8:20:00 PM
Freon 12	0.44	0.15		ppbV	1	1/27/2011 8:20:00 PM
Heptane	0.69	0.15		ppbV	1	1/27/2011 8:20:00 PM
Hexachloro-1,3-butadiene	< 0.15	0.15		ppbV	1	1/27/2011 8:20:00 PM
Hexane	0.18	0.15		ppbV	1	1/27/2011 8:20:00 PM
Isopropyl alcohol	73	6.0		ppbV	40	1/29/2011
m&p-Xylene	1.2	0.30		ppbV	1	1/27/2011 8:20:00 PM
Methyl Butyl Ketone	< 0.30	0.30		ppbV	1	1/27/2011 8:20:00 PM
Methyl Ethyl Ketone	< 0.30	0.30		ppbV	1	1/27/2011 8:20:00 PM
Methyl Isobutyl Ketone	< 0.30	0.30		ppbV	1	1/27/2011 8:20:00 PM
Methyl tert-butyl ether	< 0.15	0.15		ppbV	1	1/27/2011 8:20:00 PM
Methylene chloride	2.6	0.75		ppbV	5	1/28/2011 11:27:00 PM
o-Xylene	0.48	0.15		ppbV	1	1/27/2011 8:20:00 PM
Propylene	< 0.15	0.15		ppbV	1	1/27/2011 8:20:00 PM
Styrene	0.41	0.15		ppbV	1	1/27/2011 8:20:00 PM
Tetrachloroethylene	1.5	0.15		ppbV	1	1/27/2011 8:20:00 PM
Tetrahydrofuran	< 0.15	0.15		ppbV	1	1/27/2011 8:20:00 PM
Toluene	1.1	0.15		ppbV	1	1/27/2011 8:20:00 PM
trans-1,2-Dichloroethene	0.38	0.15		ppbV	1	1/27/2011 8:20:00 PM
trans-1,3-Dichloropropene	< 0.15	0.15		ppbV	1	1/27/2011 8:20:00 PM
Trichloroethene	0.60	0.15		ppbV	1	1/27/2011 8:20:00 PM
Vinyl acetate	< 0.15	0.15		ppbV	1	1/27/2011 8:20:00 PM
Vinyl Bromide	< 0.15	0.15		ppbV	1	1/27/2011 8:20:00 PM
Vinyl chloride	< 0.15	0.15		ppbV	1	1/27/2011 8:20:00 PM
Surr: Bromofluorobenzene	120	70-130		%REC	1	1/27/2011 8:20:00 PM

CLIENT:	Arcadis	**Client Sample ID:**	IA-VMP 5A
Lab Order:	C1101036	**Tag Number:**	363,386
Project:	Lockheed Martin NJ001014.0001	**Collection Date:**	1/25/2011
Lab ID:	C1101036-011A	**Matrix:**	

Analyses	Result	**Limit	Qual	Units	DF	Date Analyzed
FIELD PARAMETERS		**FLD**				Analyst:
Lab Vacuum In	-16			"Hg		1/26/2011
Lab Vacuum Out	-30			"Hg		1/26/2011
1UG/M3 W/ 0.25UG/M3 CT-TCE-VC		**TO-15**				Analyst: **LL**
1,1,1-Trichloroethane	< 0.15	0.15		ppbV	1	1/26/2011
1,1,2,2-Tetrachloroethane	< 0.15	0.15		ppbV	1	1/26/2011
1,1,2-Trichloroethane	< 0.15	0.15		ppbV	1	1/26/2011
1,1-Dichloroethane	< 0.15	0.15		ppbV	1	1/26/2011
1,1-Dichloroethene	< 0.15	0.15		ppbV	1	1/26/2011
1,2,4-Trichlorobenzene	< 0.15	0.15		ppbV	1	1/26/2011
1,2,4-Trimethylbenzene	0.44	0.15		ppbV	1	1/26/2011
1,2-Dibromoethane	< 0.15	0.15		ppbV	1	1/26/2011
1,2-Dichlorobenzene	< 0.15	0.15		ppbV	1	1/26/2011
1,2-Dichloroethane	< 0.15	0.15		ppbV	1	1/26/2011
1,2-Dichloropropane	< 0.15	0.15		ppbV	1	1/26/2011
1,3,5-Trimethylbenzene	0.14	0.15	J	ppbV	1	1/26/2011
1,3-butadiene	< 0.15	0.15		ppbV	1	1/26/2011
1,3-Dichlorobenzene	< 0.15	0.15		ppbV	1	1/26/2011
1,4-Dichlorobenzene	5.6	1.5		ppbV	10	1/27/2011 4:34:00 AM
1,4-Dioxane	< 0.30	0.30		ppbV	1	1/26/2011
2,2,4-trimethylpentane	< 0.15	0.15		ppbV	1	1/26/2011
4-ethyltoluene	< 0.15	0.15		ppbV	1	1/26/2011
Acetone	23	12		ppbV	40	1/28/2011 10:13:00 AM
Allyl chloride	< 0.15	0.15		ppbV	1	1/26/2011
Benzene	0.37	0.15		ppbV	1	1/26/2011
Benzyl chloride	< 0.15	0.15		ppbV	1	1/26/2011
Bromodichloromethane	< 0.15	0.15		ppbV	1	1/26/2011
Bromoform	< 0.15	0.15		ppbV	1	1/26/2011
Bromomethane	< 0.15	0.15		ppbV	1	1/26/2011
Carbon disulfide	< 0.15	0.15		ppbV	1	1/26/2011
Carbon tetrachloride	0.050	0.040		ppbV	1	1/26/2011
Chlorobenzene	< 0.15	0.15		ppbV	1	1/26/2011
Chloroethane	< 0.15	0.15		ppbV	1	1/26/2011
Chloroform	< 0.15	0.15		ppbV	1	1/26/2011
Chloromethane	0.36	0.15		ppbV	1	1/26/2011
cis-1,2-Dichloroethene	< 0.15	0.15		ppbV	1	1/26/2011
cis-1,3-Dichloropropene	< 0.15	0.15		ppbV	1	1/26/2011
Cyclohexane	0.75	0.15		ppbV	1	1/26/2011
Dibromochloromethane	< 0.15	0.15		ppbV	1	1/26/2011

Qualifiers:

**	Reporting Limit	.	Results reported are not blank corrected
B	Analyte detected in the associated Method Blank	E	Value above quantitation range
H	Holding times for preparation or analysis exceeded	J	Analyte detected at or below quantitation limits
JN	Non-routine analyte. Quantitation estimated.	ND	Not Detected at the Reporting Limit
S	Spike Recovery outside accepted recovery limits		

CLIENT:	Arcadis	**Client Sample ID:**	IA-VMP 5A
Lab Order:	C1101036	**Tag Number:**	363,386
Project:	Lockheed Martin NJ001014.0001	**Collection Date:**	1/25/2011
Lab ID:	C1101036-011A	**Matrix:**	

Analyses	Result	**Limit	Qual	Units	DF	Date Analyzed
1UG/M3 W/ 0.25UG/M3 CT-TCE-VC		**TO-15**				Analyst: **LL**
Ethyl acetate	6.8	2.5		ppbV	10	1/27/2011 4:34:00 AM
Ethylbenzene	0.19	0.15		ppbV	1	1/26/2011
Freon 11	0.18	0.15		ppbV	1	1/26/2011
Freon 113	< 0.15	0.15		ppbV	1	1/26/2011
Freon 114	< 0.15	0.15		ppbV	1	1/26/2011
Freon 12	0.34	0.15		ppbV	1	1/26/2011
Heptane	1.2	0.15		ppbV	1	1/26/2011
Hexachloro-1,3-butadiene	< 0.15	0.15		ppbV	1	1/26/2011
Hexane	0.47	0.15		ppbV	1	1/26/2011
Isopropyl alcohol	220	48		ppbV	320	1/28/2011 10:46:00 AM
m&p-Xylene	0.51	0.30		ppbV	1	1/26/2011
Methyl Butyl Ketone	< 0.30	0.30		ppbV	1	1/26/2011
Methyl Ethyl Ketone	1.2	0.30		ppbV	1	1/26/2011
Methyl Isobutyl Ketone	< 0.30	0.30		ppbV	1	1/26/2011
Methyl tert-butyl ether	< 0.15	0.15		ppbV	1	1/26/2011
Methylene chloride	35	6.0		ppbV	40	1/28/2011 10:13:00 AM
o-Xylene	0.14	0.15	J	ppbV	1	1/26/2011
Propylene	< 0.15	0.15		ppbV	1	1/26/2011
Styrene	< 0.15	0.15		ppbV	1	1/26/2011
Tetrachloroethylene	< 0.15	0.15		ppbV	1	1/26/2011
Tetrahydrofuran	0.57	0.15		ppbV	1	1/26/2011
Toluene	8.1	1.5		ppbV	10	1/27/2011 4:34:00 AM
trans-1,2-Dichloroethene	< 0.15	0.15		ppbV	1	1/26/2011
trans-1,3-Dichloropropene	< 0.15	0.15		ppbV	1	1/26/2011
Trichloroethene	0.14	0.040		ppbV	1	1/26/2011
Vinyl acetate	< 0.15	0.15		ppbV	1	1/26/2011
Vinyl Bromide	< 0.15	0.15		ppbV	1	1/26/2011
Vinyl chloride	< 0.040	0.040		ppbV	1	1/26/2011
Surr: Bromofluorobenzene	102	70-130		%REC	1	1/26/2011

Qualifiers:

**	Reporting Limit	.	Results reported are not blank corrected
B	Analyte detected in the associated Method Blank	E	Value above quantitation range
H	Holding times for preparation or analysis exceeded	J	Analyte detected at or below quantitation limits
JN	Non-routine analyte. Quantitation estimated.	ND	Not Detected at the Reporting Limit
S	Spike Recovery outside accepted recovery limits		

CLIENT:	Arcadis	**Client Sample ID:**	SS-VMP 3D
Lab Order:	C1101036	**Tag Number:**	93,263
Project:	Lockheed Martin NJ001014.0001	**Collection Date:**	1/25/2011
Lab ID:	C1101036-012A	**Matrix:**	

Analyses	Result	**Limit	Qual	Units	DF	Date Analyzed
FIELD PARAMETERS		**FLD**				Analyst:
Lab Vacuum In	-7			"Hg		1/26/2011
Lab Vacuum Out	-30			"Hg		1/26/2011
1UG/M3 BY METHOD TO15		**TO-15**				Analyst: **LL**
1,1,1-Trichloroethane	< 0.15	0.15		ppbV	1	1/27/2011 8:53:00 PM
1,1,2,2-Tetrachloroethane	< 0.15	0.15		ppbV	1	1/27/2011 8:53:00 PM
1,1,2-Trichloroethane	< 0.15	0.15		ppbV	1	1/27/2011 8:53:00 PM
1,1-Dichloroethane	< 0.15	0.15		ppbV	1	1/27/2011 8:53:00 PM
1,1-Dichloroethene	< 0.15	0.15		ppbV	1	1/27/2011 8:53:00 PM
1,2,4-Trichlorobenzene	< 0.15	0.15		ppbV	1	1/27/2011 8:53:00 PM
1,2,4-Trimethylbenzene	0.20	0.15		ppbV	1	1/27/2011 8:53:00 PM
1,2-Dibromoethane	< 0.15	0.15		ppbV	1	1/27/2011 8:53:00 PM
1,2-Dichlorobenzene	< 0.15	0.15		ppbV	1	1/27/2011 8:53:00 PM
1,2-Dichloroethane	< 0.15	0.15		ppbV	1	1/27/2011 8:53:00 PM
1,2-Dichloropropane	< 0.15	0.15		ppbV	1	1/27/2011 8:53:00 PM
1,3,5-Trimethylbenzene	< 0.15	0.15		ppbV	1	1/27/2011 8:53:00 PM
1,3-butadiene	< 0.15	0.15		ppbV	1	1/27/2011 8:53:00 PM
1,3-Dichlorobenzene	< 0.15	0.15		ppbV	1	1/27/2011 8:53:00 PM
1,4-Dichlorobenzene	0.12	0.15	J	ppbV	1	1/27/2011 8:53:00 PM
1,4-Dioxane	< 0.30	0.30		ppbV	1	1/27/2011 8:53:00 PM
2,2,4-trimethylpentane	< 0.15	0.15		ppbV	1	1/27/2011 8:53:00 PM
4-ethyltoluene	< 0.15	0.15		ppbV	1	1/27/2011 8:53:00 PM
Acetone	3.4	1.5		ppbV	5	1/29/2011 12:34:00 AM
Allyl chloride	< 0.15	0.15		ppbV	1	1/27/2011 8:53:00 PM
Benzene	0.29	0.15		ppbV	1	1/27/2011 8:53:00 PM
Benzyl chloride	< 0.15	0.15		ppbV	1	1/27/2011 8:53:00 PM
Bromodichloromethane	< 0.15	0.15		ppbV	1	1/27/2011 8:53:00 PM
Bromoform	< 0.15	0.15		ppbV	1	1/27/2011 8:53:00 PM
Bromomethane	< 0.15	0.15		ppbV	1	1/27/2011 8:53:00 PM
Carbon disulfide	< 0.15	0.15		ppbV	1	1/27/2011 8:53:00 PM
Carbon tetrachloride	0.050	0.15	J	ppbV	1	1/27/2011 8:53:00 PM
Chlorobenzene	< 0.15	0.15		ppbV	1	1/27/2011 8:53:00 PM
Chloroethane	< 0.15	0.15		ppbV	1	1/27/2011 8:53:00 PM
Chloroform	< 0.15	0.15		ppbV	1	1/27/2011 8:53:00 PM
Chloromethane	0.35	0.15		ppbV	1	1/27/2011 8:53:00 PM
cis-1,2-Dichloroethene	< 0.15	0.15		ppbV	1	1/27/2011 8:53:00 PM
cis-1,3-Dichloropropene	< 0.15	0.15		ppbV	1	1/27/2011 8:53:00 PM
Cyclohexane	< 0.15	0.15		ppbV	1	1/27/2011 8:53:00 PM
Dibromochloromethane	< 0.15	0.15		ppbV	1	1/27/2011 8:53:00 PM

Qualifiers:

**	Reporting Limit	.	Results reported are not blank corrected
B	Analyte detected in the associated Method Blank	E	Value above quantitation range
H	Holding times for preparation or analysis exceeded	J	Analyte detected at or below quantitation limits
JN	Non-routine analyte. Quantitation estimated.	ND	Not Detected at the Reporting Limit
S	Spike Recovery outside accepted recovery limits		

CLIENT:	Arcadis	**Client Sample ID:**	SS-VMP 3D
Lab Order:	C1101036	**Tag Number:**	93,263
Project:	Lockheed Martin NJ001014.0001	**Collection Date:**	1/25/2011
Lab ID:	C1101036-012A	**Matrix:**	

Analyses	Result	**Limit	Qual	Units	DF	Date Analyzed
1UG/M3 BY METHOD TO15		**TO-15**				Analyst: **LL**
Ethyl acetate	< 0.25	0.25		ppbV	1	1/27/2011 8:53:00 PM
Ethylbenzene	0.14	0.15	J	ppbV	1	1/27/2011 8:53:00 PM
Freon 11	0.23	0.15		ppbV	1	1/27/2011 8:53:00 PM
Freon 113	< 0.15	0.15		ppbV	1	1/27/2011 8:53:00 PM
Freon 114	< 0.15	0.15		ppbV	1	1/27/2011 8:53:00 PM
Freon 12	0.42	0.15		ppbV	1	1/27/2011 8:53:00 PM
Heptane	0.78	0.15		ppbV	1	1/27/2011 8:53:00 PM
Hexachloro-1,3-butadiene	< 0.15	0.15		ppbV	1	1/27/2011 8:53:00 PM
Hexane	0.27	0.15		ppbV	1	1/27/2011 8:53:00 PM
Isopropyl alcohol	22	3.0		ppbV	20	1/29/2011 1:08:00 AM
m&p-Xylene	0.27	0.30	J	ppbV	1	1/27/2011 8:53:00 PM
Methyl Butyl Ketone	< 0.30	0.30		ppbV	1	1/27/2011 8:53:00 PM
Methyl Ethyl Ketone	< 0.30	0.30		ppbV	1	1/27/2011 8:53:00 PM
Methyl Isobutyl Ketone	< 0.30	0.30		ppbV	1	1/27/2011 8:53:00 PM
Methyl tert-butyl ether	< 0.15	0.15		ppbV	1	1/27/2011 8:53:00 PM
Methylene chloride	7.8	0.75		ppbV	5	1/29/2011 12:34:00 AM
o-Xylene	0.11	0.15	J	ppbV	1	1/27/2011 8:53:00 PM
Propylene	< 0.15	0.15		ppbV	1	1/27/2011 8:53:00 PM
Styrene	0.62	0.15		ppbV	1	1/27/2011 8:53:00 PM
Tetrachloroethylene	< 0.15	0.15		ppbV	1	1/27/2011 8:53:00 PM
Tetrahydrofuran	< 0.15	0.15		ppbV	1	1/27/2011 8:53:00 PM
Toluene	0.84	0.15		ppbV	1	1/27/2011 8:53:00 PM
trans-1,2-Dichloroethene	< 0.15	0.15		ppbV	1	1/27/2011 8:53:00 PM
trans-1,3-Dichloropropene	< 0.15	0.15		ppbV	1	1/27/2011 8:53:00 PM
Trichloroethene	0.090	0.15	J	ppbV	1	1/27/2011 8:53:00 PM
Vinyl acetate	< 0.15	0.15		ppbV	1	1/27/2011 8:53:00 PM
Vinyl Bromide	< 0.15	0.15		ppbV	1	1/27/2011 8:53:00 PM
Vinyl chloride	< 0.15	0.15		ppbV	1	1/27/2011 8:53:00 PM
Surr: Bromofluorobenzene	81.0	70-130		%REC	1	1/27/2011 8:53:00 PM

Qualifiers:

**	Reporting Limit	.	Results reported are not blank corrected
B	Analyte detected in the associated Method Blank	E	Value above quantitation range
H	Holding times for preparation or analysis exceeded	J	Analyte detected at or below quantitation limits
JN	Non-routine analyte. Quantitation estimated.	ND	Not Detected at the Reporting Limit
S	Spike Recovery outside accepted recovery limits		

CLIENT:	Arcadis	**Client Sample ID:**	SS-DUPE
Lab Order:	C1101036	**Tag Number:**	157,263
Project:	Lockheed Martin NJ001014.0001	**Collection Date:**	1/25/2011
Lab ID:	C1101036-013A	**Matrix:**	

Analyses	Result	**Limit	Qual	Units	DF	Date Analyzed
FIELD PARAMETERS		**FLD**				Analyst:
Lab Vacuum In	-7			"Hg		1/26/2011
Lab Vacuum Out	-30			"Hg		1/26/2011
1UG/M3 BY METHOD TO15		**TO-15**				Analyst: **LL**
1,1,1-Trichloroethane	< 0.15	0.15		ppbV	1	1/27/2011 9:28:00 PM
1,1,2,2-Tetrachloroethane	< 0.15	0.15		ppbV	1	1/27/2011 9:28:00 PM
1,1,2-Trichloroethane	< 0.15	0.15		ppbV	1	1/27/2011 9:28:00 PM
1,1-Dichloroethane	< 0.15	0.15		ppbV	1	1/27/2011 9:28:00 PM
1,1-Dichloroethene	< 0.15	0.15		ppbV	1	1/27/2011 9:28:00 PM
1,2,4-Trichlorobenzene	< 0.15	0.15		ppbV	1	1/27/2011 9:28:00 PM
1,2,4-Trimethylbenzene	0.19	0.15		ppbV	1	1/27/2011 9:28:00 PM
1,2-Dibromoethane	< 0.15	0.15		ppbV	1	1/27/2011 9:28:00 PM
1,2-Dichlorobenzene	< 0.15	0.15		ppbV	1	1/27/2011 9:28:00 PM
1,2-Dichloroethane	< 0.15	0.15		ppbV	1	1/27/2011 9:28:00 PM
1,2-Dichloropropane	< 0.15	0.15		ppbV	1	1/27/2011 9:28:00 PM
1,3,5-Trimethylbenzene	< 0.15	0.15		ppbV	1	1/27/2011 9:28:00 PM
1,3-butadiene	< 0.15	0.15		ppbV	1	1/27/2011 9:28:00 PM
1,3-Dichlorobenzene	< 0.15	0.15		ppbV	1	1/27/2011 9:28:00 PM
1,4-Dichlorobenzene	0.11	0.15	J	ppbV	1	1/27/2011 9:28:00 PM
1,4-Dioxane	< 0.30	0.30		ppbV	1	1/27/2011 9:28:00 PM
2,2,4-trimethylpentane	< 0.15	0.15		ppbV	1	1/27/2011 9:28:00 PM
4-ethyltoluene	< 0.15	0.15		ppbV	1	1/27/2011 9:28:00 PM
Acetone	3.2	1.5		ppbV	5	1/29/2011 1:42:00 AM
Allyl chloride	< 0.15	0.15		ppbV	1	1/27/2011 9:28:00 PM
Benzene	0.29	0.15		ppbV	1	1/27/2011 9:28:00 PM
Benzyl chloride	< 0.15	0.15		ppbV	1	1/27/2011 9:28:00 PM
Bromodichloromethane	< 0.15	0.15		ppbV	1	1/27/2011 9:28:00 PM
Bromoform	< 0.15	0.15		ppbV	1	1/27/2011 9:28:00 PM
Bromomethane	< 0.15	0.15		ppbV	1	1/27/2011 9:28:00 PM
Carbon disulfide	< 0.15	0.15		ppbV	1	1/27/2011 9:28:00 PM
Carbon tetrachloride	0.050	0.15	J	ppbV	1	1/27/2011 9:28:00 PM
Chlorobenzene	< 0.15	0.15		ppbV	1	1/27/2011 9:28:00 PM
Chloroethane	< 0.15	0.15		ppbV	1	1/27/2011 9:28:00 PM
Chloroform	< 0.15	0.15		ppbV	1	1/27/2011 9:28:00 PM
Chloromethane	0.26	0.15		ppbV	1	1/27/2011 9:28:00 PM
cis-1,2-Dichloroethene	< 0.15	0.15		ppbV	1	1/27/2011 9:28:00 PM
cis-1,3-Dichloropropene	< 0.15	0.15		ppbV	1	1/27/2011 9:28:00 PM
Cyclohexane	0.45	0.15		ppbV	1	1/27/2011 9:28:00 PM
Dibromochloromethane	< 0.15	0.15		ppbV	1	1/27/2011 9:28:00 PM

Qualifiers:

**	Reporting Limit	.	Results reported are not blank corrected
B	Analyte detected in the associated Method Blank	E	Value above quantitation range
H	Holding times for preparation or analysis exceeded	J	Analyte detected at or below quantitation limits
JN	Non-routine analyte. Quantitation estimated.	ND	Not Detected at the Reporting Limit
S	Spike Recovery outside accepted recovery limits		

CLIENT:	Arcadis	**Client Sample ID:**	SS-DUPE
Lab Order:	C1101036	**Tag Number:**	157,263
Project:	Lockheed Martin NJ001014.0001	**Collection Date:**	1/25/2011
Lab ID:	C1101036-013A	**Matrix:**	

Analyses	Result	**Limit	Qual	Units	DF	Date Analyzed
1UG/M3 BY METHOD TO15		**TO-15**				Analyst: **LL**
Ethyl acetate	< 0.25	0.25		ppbV	1	1/27/2011 9:28:00 PM
Ethylbenzene	0.10	0.15	J	ppbV	1	1/27/2011 9:28:00 PM
Freon 11	0.19	0.15		ppbV	1	1/27/2011 9:28:00 PM
Freon 113	< 0.15	0.15		ppbV	1	1/27/2011 9:28:00 PM
Freon 114	< 0.15	0.15		ppbV	1	1/27/2011 9:28:00 PM
Freon 12	0.37	0.15		ppbV	1	1/27/2011 9:28:00 PM
Heptane	0.78	0.15		ppbV	1	1/27/2011 9:28:00 PM
Hexachloro-1,3-butadiene	< 0.15	0.15		ppbV	1	1/27/2011 9:28:00 PM
Hexane	0.21	0.15		ppbV	1	1/27/2011 9:28:00 PM
Isopropyl alcohol	25	3.0		ppbV	20	1/29/2011 2:15:00 AM
m&p-Xylene	0.25	0.30	J	ppbV	1	1/27/2011 9:28:00 PM
Methyl Butyl Ketone	< 0.30	0.30		ppbV	1	1/27/2011 9:28:00 PM
Methyl Ethyl Ketone	< 0.30	0.30		ppbV	1	1/27/2011 9:28:00 PM
Methyl Isobutyl Ketone	< 0.30	0.30		ppbV	1	1/27/2011 9:28:00 PM
Methyl tert-butyl ether	< 0.15	0.15		ppbV	1	1/27/2011 9:28:00 PM
Methylene chloride	7.8	0.75		ppbV	5	1/29/2011 1:42:00 AM
o-Xylene	0.11	0.15	J	ppbV	1	1/27/2011 9:28:00 PM
Propylene	< 0.15	0.15		ppbV	1	1/27/2011 9:28:00 PM
Styrene	0.57	0.15		ppbV	1	1/27/2011 9:28:00 PM
Tetrachloroethylene	< 0.15	0.15		ppbV	1	1/27/2011 9:28:00 PM
Tetrahydrofuran	< 0.15	0.15		ppbV	1	1/27/2011 9:28:00 PM
Toluene	0.79	0.15		ppbV	1	1/27/2011 9:28:00 PM
trans-1,2-Dichloroethene	< 0.15	0.15		ppbV	1	1/27/2011 9:28:00 PM
trans-1,3-Dichloropropene	< 0.15	0.15		ppbV	1	1/27/2011 9:28:00 PM
Trichloroethene	0.11	0.15	J	ppbV	1	1/27/2011 9:28:00 PM
Vinyl acetate	< 0.15	0.15		ppbV	1	1/27/2011 9:28:00 PM
Vinyl Bromide	< 0.15	0.15		ppbV	1	1/27/2011 9:28:00 PM
Vinyl chloride	< 0.15	0.15		ppbV	1	1/27/2011 9:28:00 PM
Surr: Bromofluorobenzene	85.0	70-130		%REC	1	1/27/2011 9:28:00 PM

Qualifiers:

**	Reporting Limit	.	Results reported are not blank corrected
B	Analyte detected in the associated Method Blank	E	Value above quantitation range
H	Holding times for preparation or analysis exceeded	J	Analyte detected at or below quantitation limits
JN	Non-routine analyte. Quantitation estimated.	ND	Not Detected at the Reporting Limit
S	Spike Recovery outside accepted recovery limits		

CLIENT:	Arcadis	**Client Sample ID:**	SS-VMP 2B
Lab Order:	C1101036	**Tag Number:**	415,44
Project:	Lockheed Martin NJ001014.0001	**Collection Date:**	1/25/2011
Lab ID:	C1101036-014A	**Matrix:**	

Analyses	Result	**Limit	Qual	Units	DF	Date Analyzed
FIELD PARAMETERS		**FLD**				Analyst:
Lab Vacuum In	-6			"Hg		1/26/2011
Lab Vacuum Out	-30			"Hg		1/26/2011
1UG/M3 BY METHOD TO15		**TO-15**				Analyst: **LL**
1,1,1-Trichloroethane	12	1.5		ppbV	10	1/27/2011 10:35:00 PM
1,1,2,2-Tetrachloroethane	< 0.15	0.15		ppbV	1	1/27/2011 10:02:00 PM
1,1,2-Trichloroethane	< 0.15	0.15		ppbV	1	1/27/2011 10:02:00 PM
1,1-Dichloroethane	< 0.15	0.15		ppbV	1	1/27/2011 10:02:00 PM
1,1-Dichloroethene	< 0.15	0.15		ppbV	1	1/27/2011 10:02:00 PM
1,2,4-Trichlorobenzene	< 0.15	0.15		ppbV	1	1/27/2011 10:02:00 PM
1,2,4-Trimethylbenzene	0.86	0.15		ppbV	1	1/27/2011 10:02:00 PM
1,2-Dibromoethane	< 0.15	0.15		ppbV	1	1/27/2011 10:02:00 PM
1,2-Dichlorobenzene	< 0.15	0.15		ppbV	1	1/27/2011 10:02:00 PM
1,2-Dichloroethane	< 0.15	0.15		ppbV	1	1/27/2011 10:02:00 PM
1,2-Dichloropropane	< 0.15	0.15		ppbV	1	1/27/2011 10:02:00 PM
1,3,5-Trimethylbenzene	0.20	0.15		ppbV	1	1/27/2011 10:02:00 PM
1,3-butadiene	< 0.15	0.15		ppbV	1	1/27/2011 10:02:00 PM
1,3-Dichlorobenzene	< 0.15	0.15		ppbV	1	1/27/2011 10:02:00 PM
1,4-Dichlorobenzene	< 0.15	0.15		ppbV	1	1/27/2011 10:02:00 PM
1,4-Dioxane	< 0.30	0.30		ppbV	1	1/27/2011 10:02:00 PM
2,2,4-trimethylpentane	< 0.15	0.15		ppbV	1	1/27/2011 10:02:00 PM
4-ethyltoluene	0.11	0.15	J	ppbV	1	1/27/2011 10:02:00 PM
Acetone	2.0	0.30		ppbV	1	1/27/2011 10:02:00 PM
Allyl chloride	< 0.15	0.15		ppbV	1	1/27/2011 10:02:00 PM
Benzene	< 0.15	0.15		ppbV	1	1/27/2011 10:02:00 PM
Benzyl chloride	< 0.15	0.15		ppbV	1	1/27/2011 10:02:00 PM
Bromodichloromethane	< 0.15	0.15		ppbV	1	1/27/2011 10:02:00 PM
Bromoform	< 0.15	0.15		ppbV	1	1/27/2011 10:02:00 PM
Bromomethane	< 0.15	0.15		ppbV	1	1/27/2011 10:02:00 PM
Carbon disulfide	0.24	0.15		ppbV	1	1/27/2011 10:02:00 PM
Carbon tetrachloride	0.050	0.15	J	ppbV	1	1/27/2011 10:02:00 PM
Chlorobenzene	< 0.15	0.15		ppbV	1	1/27/2011 10:02:00 PM
Chloroethane	< 0.15	0.15		ppbV	1	1/27/2011 10:02:00 PM
Chloroform	0.18	0.15		ppbV	1	1/27/2011 10:02:00 PM
Chloromethane	< 0.15	0.15		ppbV	1	1/27/2011 10:02:00 PM
cis-1,2-Dichloroethene	< 0.15	0.15		ppbV	1	1/27/2011 10:02:00 PM
cis-1,3-Dichloropropene	< 0.15	0.15		ppbV	1	1/27/2011 10:02:00 PM
Cyclohexane	< 0.15	0.15		ppbV	1	1/27/2011 10:02:00 PM
Dibromochloromethane	< 0.15	0.15		ppbV	1	1/27/2011 10:02:00 PM

Qualifiers:

**	Reporting Limit	.	Results reported are not blank corrected
B	Analyte detected in the associated Method Blank	E	Value above quantitation range
H	Holding times for preparation or analysis exceeded	J	Analyte detected at or below quantitation limits
JN	Non-routine analyte. Quantitation estimated.	ND	Not Detected at the Reporting Limit
S	Spike Recovery outside accepted recovery limits		

CLIENT:	Arcadis	**Client Sample ID:**	SS-VMP 2B
Lab Order:	C1101036	**Tag Number:**	415,44
Project:	Lockheed Martin NJ001014.0001	**Collection Date:**	1/25/2011
Lab ID:	C1101036-014A	**Matrix:**	

Analyses	Result	**Limit	Qual	Units	DF	Date Analyzed
1UG/M3 BY METHOD TO15		**TO-15**				Analyst: **LL**
Ethyl acetate	< 0.25	0.25		ppbV	1	1/27/2011 10:02:00 PM
Ethylbenzene	0.15	0.15		ppbV	1	1/27/2011 10:02:00 PM
Freon 11	0.40	0.15		ppbV	1	1/27/2011 10:02:00 PM
Freon 113	0.47	0.15		ppbV	1	1/27/2011 10:02:00 PM
Freon 114	< 0.15	0.15		ppbV	1	1/27/2011 10:02:00 PM
Freon 12	6.6	1.5		ppbV	10	1/27/2011 10:35:00 PM
Heptane	< 0.15	0.15		ppbV	1	1/27/2011 10:02:00 PM
Hexachloro-1,3-butadiene	< 0.15	0.15		ppbV	1	1/27/2011 10:02:00 PM
Hexane	< 0.15	0.15		ppbV	1	1/27/2011 10:02:00 PM
Isopropyl alcohol	1.2	0.15		ppbV	1	1/27/2011 10:02:00 PM
m&p-Xylene	0.51	0.30		ppbV	1	1/27/2011 10:02:00 PM
Methyl Butyl Ketone	< 0.30	0.30		ppbV	1	1/27/2011 10:02:00 PM
Methyl Ethyl Ketone	< 0.30	0.30		ppbV	1	1/27/2011 10:02:00 PM
Methyl Isobutyl Ketone	< 0.30	0.30		ppbV	1	1/27/2011 10:02:00 PM
Methyl tert-butyl ether	< 0.15	0.15		ppbV	1	1/27/2011 10:02:00 PM
Methylene chloride	< 0.15	0.15		ppbV	1	1/27/2011 10:02:00 PM
o-Xylene	0.23	0.15		ppbV	1	1/27/2011 10:02:00 PM
Propylene	< 0.15	0.15		ppbV	1	1/27/2011 10:02:00 PM
Styrene	< 0.15	0.15		ppbV	1	1/27/2011 10:02:00 PM
Tetrachloroethylene	13	1.5		ppbV	10	1/27/2011 10:35:00 PM
Tetrahydrofuran	< 0.15	0.15		ppbV	1	1/27/2011 10:02:00 PM
Toluene	0.57	0.15		ppbV	1	1/27/2011 10:02:00 PM
trans-1,2-Dichloroethene	< 0.15	0.15		ppbV	1	1/27/2011 10:02:00 PM
trans-1,3-Dichloropropene	< 0.15	0.15		ppbV	1	1/27/2011 10:02:00 PM
Trichloroethene	6.1	1.5		ppbV	10	1/27/2011 10:35:00 PM
Vinyl acetate	< 0.15	0.15		ppbV	1	1/27/2011 10:02:00 PM
Vinyl Bromide	< 0.15	0.15		ppbV	1	1/27/2011 10:02:00 PM
Vinyl chloride	< 0.15	0.15		ppbV	1	1/27/2011 10:02:00 PM
Surr: Bromofluorobenzene	106	70-130		%REC	1	1/27/2011 10:02:00 PM

Qualifiers:

**	Reporting Limit	.	Results reported are not blank corrected
B	Analyte detected in the associated Method Blank	E	Value above quantitation range
H	Holding times for preparation or analysis exceeded	J	Analyte detected at or below quantitation limits
JN	Non-routine analyte. Quantitation estimated.	ND	Not Detected at the Reporting Limit
S	Spike Recovery outside accepted recovery limits		

CLIENT:	Arcadis	**Client Sample ID:**	IA-VMP 4
Lab Order:	C1101036	**Tag Number:**	163,147
Project:	Lockheed Martin NJ001014.0001	**Collection Date:**	1/24/2011
Lab ID:	C1101036-015A	**Matrix:**	

Analyses	Result	**Limit	Qual	Units	DF	Date Analyzed
FIELD PARAMETERS		**FLD**				Analyst:
Lab Vacuum In	-10			"Hg		1/26/2011
Lab Vacuum Out	-30			"Hg		1/26/2011
1UG/M3 W/ 0.25UG/M3 CT-TCE-VC		**TO-15**				Analyst: **LL**
1,1,1-Trichloroethane	< 0.15	0.15		ppbV	1	1/27/2011 5:09:00 AM
1,1,2,2-Tetrachloroethane	< 0.15	0.15		ppbV	1	1/27/2011 5:09:00 AM
1,1,2-Trichloroethane	< 0.15	0.15		ppbV	1	1/27/2011 5:09:00 AM
1,1-Dichloroethane	< 0.15	0.15		ppbV	1	1/27/2011 5:09:00 AM
1,1-Dichloroethene	< 0.15	0.15		ppbV	1	1/27/2011 5:09:00 AM
1,2,4-Trichlorobenzene	< 0.15	0.15		ppbV	1	1/27/2011 5:09:00 AM
1,2,4-Trimethylbenzene	1.9	0.15		ppbV	1	1/27/2011 5:09:00 AM
1,2-Dibromoethane	< 0.15	0.15		ppbV	1	1/27/2011 5:09:00 AM
1,2-Dichlorobenzene	< 0.15	0.15		ppbV	1	1/27/2011 5:09:00 AM
1,2-Dichloroethane	< 0.15	0.15		ppbV	1	1/27/2011 5:09:00 AM
1,2-Dichloropropane	< 0.15	0.15		ppbV	1	1/27/2011 5:09:00 AM
1,3,5-Trimethylbenzene	0.44	0.15		ppbV	1	1/27/2011 5:09:00 AM
1,3-butadiene	< 0.15	0.15		ppbV	1	1/27/2011 5:09:00 AM
1,3-Dichlorobenzene	< 0.15	0.15		ppbV	1	1/27/2011 5:09:00 AM
1,4-Dichlorobenzene	< 0.15	0.15		ppbV	1	1/27/2011 5:09:00 AM
1,4-Dioxane	< 0.30	0.30		ppbV	1	1/27/2011 5:09:00 AM
2,2,4-trimethylpentane	< 0.15	0.15		ppbV	1	1/27/2011 5:09:00 AM
4-ethyltoluene	0.37	0.15		ppbV	1	1/27/2011 5:09:00 AM
Acetone	9.2	3.0		ppbV	10	1/27/2011 5:43:00 AM
Allyl chloride	< 0.15	0.15		ppbV	1	1/27/2011 5:09:00 AM
Benzene	0.34	0.15		ppbV	1	1/27/2011 5:09:00 AM
Benzyl chloride	< 0.15	0.15		ppbV	1	1/27/2011 5:09:00 AM
Bromodichloromethane	< 0.15	0.15		ppbV	1	1/27/2011 5:09:00 AM
Bromoform	< 0.15	0.15		ppbV	1	1/27/2011 5:09:00 AM
Bromomethane	< 0.15	0.15		ppbV	1	1/27/2011 5:09:00 AM
Carbon disulfide	< 0.15	0.15		ppbV	1	1/27/2011 5:09:00 AM
Carbon tetrachloride	0.060	0.040		ppbV	1	1/27/2011 5:09:00 AM
Chlorobenzene	0.21	0.15		ppbV	1	1/27/2011 5:09:00 AM
Chloroethane	< 0.15	0.15		ppbV	1	1/27/2011 5:09:00 AM
Chloroform	0.11	0.15	J	ppbV	1	1/27/2011 5:09:00 AM
Chloromethane	0.36	0.15		ppbV	1	1/27/2011 5:09:00 AM
cis-1,2-Dichloroethene	0.35	0.15		ppbV	1	1/27/2011 5:09:00 AM
cis-1,3-Dichloropropene	< 0.15	0.15		ppbV	1	1/27/2011 5:09:00 AM
Cyclohexane	3.0	1.5		ppbV	10	1/27/2011 5:43:00 AM
Dibromochloromethane	< 0.15	0.15		ppbV	1	1/27/2011 5:09:00 AM

Qualifiers:

**	Reporting Limit	.	Results reported are not blank corrected
B	Analyte detected in the associated Method Blank	E	Value above quantitation range
H	Holding times for preparation or analysis exceeded	J	Analyte detected at or below quantitation limits
JN	Non-routine analyte. Quantitation estimated.	ND	Not Detected at the Reporting Limit
S	Spike Recovery outside accepted recovery limits		

CLIENT:	Arcadis	**Client Sample ID:**	IA-VMP 4
Lab Order:	C1101036	**Tag Number:**	163,147
Project:	Lockheed Martin NJ001014.0001	**Collection Date:**	1/24/2011
Lab ID:	C1101036-015A	**Matrix:**	

Analyses	Result	**Limit	Qual	Units	DF	Date Analyzed
1UG/M3 W/ 0.25UG/M3 CT-TCE-VC		**TO-15**				Analyst: **LL**
Ethyl acetate	< 0.25	0.25		ppbV	1	1/27/2011 5:09:00 AM
Ethylbenzene	0.16	0.15		ppbV	1	1/27/2011 5:09:00 AM
Freon 11	0.33	0.15		ppbV	1	1/27/2011 5:09:00 AM
Freon 113	< 0.15	0.15		ppbV	1	1/27/2011 5:09:00 AM
Freon 114	< 0.15	0.15		ppbV	1	1/27/2011 5:09:00 AM
Freon 12	0.40	0.15		ppbV	1	1/27/2011 5:09:00 AM
Heptane	0.94	0.15		ppbV	1	1/27/2011 5:09:00 AM
Hexachloro-1,3-butadiene	< 0.15	0.15		ppbV	1	1/27/2011 5:09:00 AM
Hexane	0.39	0.15		ppbV	1	1/27/2011 5:09:00 AM
Isopropyl alcohol	72	12		ppbV	80	1/29/2011 3:24:00 AM
m&p-Xylene	0.34	0.30		ppbV	1	1/27/2011 5:09:00 AM
Methyl Butyl Ketone	< 0.30	0.30		ppbV	1	1/27/2011 5:09:00 AM
Methyl Ethyl Ketone	< 0.30	0.30		ppbV	1	1/27/2011 5:09:00 AM
Methyl Isobutyl Ketone	< 0.30	0.30		ppbV	1	1/27/2011 5:09:00 AM
Methyl tert-butyl ether	< 0.15	0.15		ppbV	1	1/27/2011 5:09:00 AM
Methylene chloride	6.5	1.5		ppbV	10	1/27/2011 5:43:00 AM
o-Xylene	0.21	0.15		ppbV	1	1/27/2011 5:09:00 AM
Propylene	< 0.15	0.15		ppbV	1	1/27/2011 5:09:00 AM
Styrene	0.83	0.15		ppbV	1	1/27/2011 5:09:00 AM
Tetrachloroethylene	0.13	0.15	J	ppbV	1	1/27/2011 5:09:00 AM
Tetrahydrofuran	< 0.15	0.15		ppbV	1	1/27/2011 5:09:00 AM
Toluene	0.93	0.15		ppbV	1	1/27/2011 5:09:00 AM
trans-1,2-Dichloroethene	< 0.15	0.15		ppbV	1	1/27/2011 5:09:00 AM
trans-1,3-Dichloropropene	< 0.15	0.15		ppbV	1	1/27/2011 5:09:00 AM
Trichloroethene	1.4	0.040		ppbV	1	1/27/2011 5:09:00 AM
Vinyl acetate	< 0.15	0.15		ppbV	1	1/27/2011 5:09:00 AM
Vinyl Bromide	< 0.15	0.15		ppbV	1	1/27/2011 5:09:00 AM
Vinyl chloride	< 0.040	0.040		ppbV	1	1/27/2011 5:09:00 AM
Surr: Bromofluorobenzene	98.0	70-130		%REC	1	1/27/2011 5:09:00 AM

Qualifiers:

**	Reporting Limit	.	Results reported are not blank corrected
B	Analyte detected in the associated Method Blank	E	Value above quantitation range
H	Holding times for preparation or analysis exceeded	J	Analyte detected at or below quantitation limits
JN	Non-routine analyte. Quantitation estimated.	ND	Not Detected at the Reporting Limit
S	Spike Recovery outside accepted recovery limits		

CLIENT:	Arcadis	**Client Sample ID:**	Trip Blank
Lab Order:	C1101036	**Tag Number:**	228
Project:	Lockheed Martin NJ001014.0001	**Collection Date:**	1/24/2011
Lab ID:	C1101036-016A	**Matrix:**	AIR

Analyses	Result	**Limit	Qual	Units	DF	Date Analyzed
FIELD PARAMETERS		**FLD**				Analyst:
Lab Vacuum In	NA			"Hg		1/26/2011
Lab Vacuum Out	NA			"Hg		1/26/2011
1UG/M3 W/ 0.25UG/M3 CT-TCE-VC		**TO-15**				Analyst: **LL**
1,1,1-Trichloroethane	< 0.15	0.15		ppbV	1	1/27/2011 3:01:00 PM
1,1,2,2-Tetrachloroethane	< 0.15	0.15		ppbV	1	1/27/2011 3:01:00 PM
1,1,2-Trichloroethane	< 0.15	0.15		ppbV	1	1/27/2011 3:01:00 PM
1,1-Dichloroethane	< 0.15	0.15		ppbV	1	1/27/2011 3:01:00 PM
1,1-Dichloroethene	< 0.15	0.15		ppbV	1	1/27/2011 3:01:00 PM
1,2,4-Trichlorobenzene	< 0.15	0.15		ppbV	1	1/27/2011 3:01:00 PM
1,2,4-Trimethylbenzene	< 0.15	0.15		ppbV	1	1/27/2011 3:01:00 PM
1,2-Dibromoethane	< 0.15	0.15		ppbV	1	1/27/2011 3:01:00 PM
1,2-Dichlorobenzene	< 0.15	0.15		ppbV	1	1/27/2011 3:01:00 PM
1,2-Dichloroethane	< 0.15	0.15		ppbV	1	1/27/2011 3:01:00 PM
1,2-Dichloropropane	< 0.15	0.15		ppbV	1	1/27/2011 3:01:00 PM
1,3,5-Trimethylbenzene	< 0.15	0.15		ppbV	1	1/27/2011 3:01:00 PM
1,3-butadiene	< 0.15	0.15		ppbV	1	1/27/2011 3:01:00 PM
1,3-Dichlorobenzene	< 0.15	0.15		ppbV	1	1/27/2011 3:01:00 PM
1,4-Dichlorobenzene	< 0.15	0.15		ppbV	1	1/27/2011 3:01:00 PM
1,4-Dioxane	< 0.30	0.30		ppbV	1	1/27/2011 3:01:00 PM
2,2,4-trimethylpentane	< 0.15	0.15		ppbV	1	1/27/2011 3:01:00 PM
4-ethyltoluene	< 0.15	0.15		ppbV	1	1/27/2011 3:01:00 PM
Acetone	< 0.30	0.30		ppbV	1	1/27/2011 3:01:00 PM
Allyl chloride	< 0.15	0.15		ppbV	1	1/27/2011 3:01:00 PM
Benzene	< 0.15	0.15		ppbV	1	1/27/2011 3:01:00 PM
Benzyl chloride	< 0.15	0.15		ppbV	1	1/27/2011 3:01:00 PM
Bromodichloromethane	< 0.15	0.15		ppbV	1	1/27/2011 3:01:00 PM
Bromoform	< 0.15	0.15		ppbV	1	1/27/2011 3:01:00 PM
Bromomethane	< 0.15	0.15		ppbV	1	1/27/2011 3:01:00 PM
Carbon disulfide	< 0.15	0.15		ppbV	1	1/27/2011 3:01:00 PM
Carbon tetrachloride	< 0.040	0.040		ppbV	1	1/27/2011 3:01:00 PM
Chlorobenzene	< 0.15	0.15		ppbV	1	1/27/2011 3:01:00 PM
Chloroethane	< 0.15	0.15		ppbV	1	1/27/2011 3:01:00 PM
Chloroform	< 0.15	0.15		ppbV	1	1/27/2011 3:01:00 PM
Chloromethane	< 0.15	0.15		ppbV	1	1/27/2011 3:01:00 PM
cis-1,2-Dichloroethene	< 0.15	0.15		ppbV	1	1/27/2011 3:01:00 PM
cis-1,3-Dichloropropene	< 0.15	0.15		ppbV	1	1/27/2011 3:01:00 PM
Cyclohexane	< 0.15	0.15		ppbV	1	1/27/2011 3:01:00 PM
Dibromochloromethane	< 0.15	0.15		ppbV	1	1/27/2011 3:01:00 PM

Qualifiers:

**	Reporting Limit	.	Results reported are not blank corrected
B	Analyte detected in the associated Method Blank	E	Value above quantitation range
H	Holding times for preparation or analysis exceeded	J	Analyte detected at or below quantitation limits
JN	Non-routine analyte. Quantitation estimated.	ND	Not Detected at the Reporting Limit
S	Spike Recovery outside accepted recovery limits		

CLIENT:	Arcadis	**Client Sample ID:**	Trip Blank
Lab Order:	C1101036	**Tag Number:**	228
Project:	Lockheed Martin NJ001014.0001	**Collection Date:**	1/24/2011
Lab ID:	C1101036-016A	**Matrix:**	AIR

Analyses	Result	**Limit	Qual	Units	DF	Date Analyzed
1UG/M3 W/ 0.25UG/M3 CT-TCE-VC		**TO-15**				Analyst: **LL**
Ethyl acetate	< 0.25	0.25		ppbV	1	1/27/2011 3:01:00 PM
Ethylbenzene	< 0.15	0.15		ppbV	1	1/27/2011 3:01:00 PM
Freon 11	< 0.15	0.15		ppbV	1	1/27/2011 3:01:00 PM
Freon 113	< 0.15	0.15		ppbV	1	1/27/2011 3:01:00 PM
Freon 114	< 0.15	0.15		ppbV	1	1/27/2011 3:01:00 PM
Freon 12	< 0.15	0.15		ppbV	1	1/27/2011 3:01:00 PM
Heptane	< 0.15	0.15		ppbV	1	1/27/2011 3:01:00 PM
Hexachloro-1,3-butadiene	< 0.15	0.15		ppbV	1	1/27/2011 3:01:00 PM
Hexane	< 0.15	0.15		ppbV	1	1/27/2011 3:01:00 PM
Isopropyl alcohol	< 0.15	0.15		ppbV	1	1/27/2011 3:01:00 PM
m&p-Xylene	< 0.30	0.30		ppbV	1	1/27/2011 3:01:00 PM
Methyl Butyl Ketone	< 0.30	0.30		ppbV	1	1/27/2011 3:01:00 PM
Methyl Ethyl Ketone	< 0.30	0.30		ppbV	1	1/27/2011 3:01:00 PM
Methyl Isobutyl Ketone	< 0.30	0.30		ppbV	1	1/27/2011 3:01:00 PM
Methyl tert-butyl ether	< 0.15	0.15		ppbV	1	1/27/2011 3:01:00 PM
Methylene chloride	< 0.15	0.15		ppbV	1	1/27/2011 3:01:00 PM
o-Xylene	< 0.15	0.15		ppbV	1	1/27/2011 3:01:00 PM
Propylene	< 0.15	0.15		ppbV	1	1/27/2011 3:01:00 PM
Styrene	< 0.15	0.15		ppbV	1	1/27/2011 3:01:00 PM
Tetrachloroethylene	< 0.15	0.15		ppbV	1	1/27/2011 3:01:00 PM
Tetrahydrofuran	< 0.15	0.15		ppbV	1	1/27/2011 3:01:00 PM
Toluene	< 0.15	0.15		ppbV	1	1/27/2011 3:01:00 PM
trans-1,2-Dichloroethene	< 0.15	0.15		ppbV	1	1/27/2011 3:01:00 PM
trans-1,3-Dichloropropene	< 0.15	0.15		ppbV	1	1/27/2011 3:01:00 PM
Trichloroethene	< 0.040	0.040		ppbV	1	1/27/2011 3:01:00 PM
Vinyl acetate	< 0.15	0.15		ppbV	1	1/27/2011 3:01:00 PM
Vinyl Bromide	< 0.15	0.15		ppbV	1	1/27/2011 3:01:00 PM
Vinyl chloride	< 0.040	0.040		ppbV	1	1/27/2011 3:01:00 PM
Surr: Bromofluorobenzene	81.0	70-130		%REC	1	1/27/2011 3:01:00 PM

CLIENT:	Arcadis	**Client Sample ID:**	SS-VMP 5A
Lab Order:	C1101036	**Tag Number:**	242,59
Project:	Lockheed Martin NJ001014.0001	**Collection Date:**	1/25/2011
Lab ID:	C1101036-001A	**Matrix:**	AIR

Analyses	Result	**Limit	Qual	Units	DF	Date Analyzed
1UG/M3 BY METHOD TO15		**TO-15**				Analyst: **LL**
1,1,1-Trichloroethane	< 0.83	0.83		ug/m3	1	1/27/2011 6:39:00 PM
1,1,2,2-Tetrachloroethane	< 1.0	1.0		ug/m3	1	1/27/2011 6:39:00 PM
1,1,2-Trichloroethane	< 0.83	0.83		ug/m3	1	1/27/2011 6:39:00 PM
1,1-Dichloroethane	< 0.62	0.62		ug/m3	1	1/27/2011 6:39:00 PM
1,1-Dichloroethene	< 0.60	0.60		ug/m3	1	1/27/2011 6:39:00 PM
1,2,4-Trichlorobenzene	< 1.1	1.1		ug/m3	1	1/27/2011 6:39:00 PM
1,2,4-Trimethylbenzene	2.3	0.75		ug/m3	1	1/27/2011 6:39:00 PM
1,2-Dibromoethane	< 1.2	1.2		ug/m3	1	1/27/2011 6:39:00 PM
1,2-Dichlorobenzene	< 0.92	0.92		ug/m3	1	1/27/2011 6:39:00 PM
1,2-Dichloroethane	< 0.62	0.62		ug/m3	1	1/27/2011 6:39:00 PM
1,2-Dichloropropane	< 0.70	0.70		ug/m3	1	1/27/2011 6:39:00 PM
1,3,5-Trimethylbenzene	0.70	0.75	J	ug/m3	1	1/27/2011 6:39:00 PM
1,3-butadiene	< 0.34	0.34		ug/m3	1	1/27/2011 6:39:00 PM
1,3-Dichlorobenzene	< 0.92	0.92		ug/m3	1	1/27/2011 6:39:00 PM
1,4-Dichlorobenzene	23	7.3		ug/m3	8	1/28/2011 8:09:00 PM
1,4-Dioxane	< 1.1	1.1		ug/m3	1	1/27/2011 6:39:00 PM
2,2,4-trimethylpentane	< 0.71	0.71		ug/m3	1	1/27/2011 6:39:00 PM
4-ethyltoluene	< 0.75	0.75		ug/m3	1	1/27/2011 6:39:00 PM
Acetone	43	5.8		ug/m3	8	1/28/2011 8:09:00 PM
Allyl chloride	< 0.48	0.48		ug/m3	1	1/27/2011 6:39:00 PM
Benzene	1.2	0.49		ug/m3	1	1/27/2011 6:39:00 PM
Benzyl chloride	< 0.88	0.88		ug/m3	1	1/27/2011 6:39:00 PM
Bromodichloromethane	< 1.0	1.0		ug/m3	1	1/27/2011 6:39:00 PM
Bromoform	< 1.6	1.6		ug/m3	1	1/27/2011 6:39:00 PM
Bromomethane	< 0.59	0.59		ug/m3	1	1/27/2011 6:39:00 PM
Carbon disulfide	1.8	0.47		ug/m3	1	1/27/2011 6:39:00 PM
Carbon tetrachloride	0.26	0.96	J	ug/m3	1	1/27/2011 6:39:00 PM
Chlorobenzene	< 0.70	0.70		ug/m3	1	1/27/2011 6:39:00 PM
Chloroethane	< 0.40	0.40		ug/m3	1	1/27/2011 6:39:00 PM
Chloroform	< 0.74	0.74		ug/m3	1	1/27/2011 6:39:00 PM
Chloromethane	0.88	0.31		ug/m3	1	1/27/2011 6:39:00 PM
cis-1,2-Dichloroethene	< 0.60	0.60		ug/m3	1	1/27/2011 6:39:00 PM
cis-1,3-Dichloropropene	< 0.69	0.69		ug/m3	1	1/27/2011 6:39:00 PM
Cyclohexane	1.6	0.52		ug/m3	1	1/27/2011 6:39:00 PM
Dibromochloromethane	< 1.3	1.3		ug/m3	1	1/27/2011 6:39:00 PM
Ethyl acetate	7.9	7.3		ug/m3	8	1/28/2011 8:09:00 PM
Ethylbenzene	0.79	0.66		ug/m3	1	1/27/2011 6:39:00 PM
Freon 11	1.0	0.86		ug/m3	1	1/27/2011 6:39:00 PM

Qualifiers:

**	Reporting Limit
B	Analyte detected in the associated Method Blank
H	Holding times for preparation or analysis exceeded
JN	Non-routine analyte. Quantitation estimated.
S	Spike Recovery outside accepted recovery limits
.	Results reported are not blank corrected
E	Value above quantitation range
J	Analyte detected at or below quantitation limits
ND	Not Detected at the Reporting Limit

CLIENT:	Arcadis	**Client Sample ID:**	SS-VMP 5A
Lab Order:	C1101036	**Tag Number:**	242,59
Project:	Lockheed Martin NJ001014.0001	**Collection Date:**	1/25/2011
Lab ID:	C1101036-001A	**Matrix:**	AIR

Analyses	Result	**Limit	Qual	Units	DF	Date Analyzed
1UG/M3 BY METHOD TO15		**TO-15**				Analyst: **LL**
Freon 113	< 1.2	1.2		ug/m3	1	1/27/2011 6:39:00 PM
Freon 114	< 1.1	1.1		ug/m3	1	1/27/2011 6:39:00 PM
Freon 12	1.9	0.75		ug/m3	1	1/27/2011 6:39:00 PM
Heptane	3.0	0.62		ug/m3	1	1/27/2011 6:39:00 PM
Hexachloro-1,3-butadiene	< 1.6	1.6		ug/m3	1	1/27/2011 6:39:00 PM
Hexane	1.7	0.54		ug/m3	1	1/27/2011 6:39:00 PM
Isopropyl alcohol	970	120		ug/m3	320	1/28/2011 8:42:00 PM
m&p-Xylene	2.3	1.3		ug/m3	1	1/27/2011 6:39:00 PM
Methyl Butyl Ketone	< 1.2	1.2		ug/m3	1	1/27/2011 6:39:00 PM
Methyl Ethyl Ketone	6.9	0.90		ug/m3	1	1/27/2011 6:39:00 PM
Methyl Isobutyl Ketone	< 1.2	1.2		ug/m3	1	1/27/2011 6:39:00 PM
Methyl tert-butyl ether	< 0.55	0.55		ug/m3	1	1/27/2011 6:39:00 PM
Methylene chloride	190	170		ug/m3	320	1/28/2011 8:42:00 PM
o-Xylene	0.66	0.66		ug/m3	1	1/27/2011 6:39:00 PM
Propylene	< 0.26	0.26		ug/m3	1	1/27/2011 6:39:00 PM
Styrene	< 0.65	0.65		ug/m3	1	1/27/2011 6:39:00 PM
Tetrachloroethylene	< 1.0	1.0		ug/m3	1	1/27/2011 6:39:00 PM
Tetrahydrofuran	3.3	0.45		ug/m3	1	1/27/2011 6:39:00 PM
Toluene	16	4.6		ug/m3	8	1/28/2011 8:09:00 PM
trans-1,2-Dichloroethene	< 0.60	0.60		ug/m3	1	1/27/2011 6:39:00 PM
trans-1,3-Dichloropropene	< 0.69	0.69		ug/m3	1	1/27/2011 6:39:00 PM
Trichloroethene	0.49	0.82	J	ug/m3	1	1/27/2011 6:39:00 PM
Vinyl acetate	< 0.54	0.54		ug/m3	1	1/27/2011 6:39:00 PM
Vinyl Bromide	< 0.67	0.67		ug/m3	1	1/27/2011 6:39:00 PM
Vinyl chloride	< 0.39	0.39		ug/m3	1	1/27/2011 6:39:00 PM

Qualifiers:

**	Reporting Limit	.	Results reported are not blank corrected
B	Analyte detected in the associated Method Blank	E	Value above quantitation range
H	Holding times for preparation or analysis exceeded	J	Analyte detected at or below quantitation limits
JN	Non-routine analyte. Quantitation estimated.	ND	Not Detected at the Reporting Limit
S	Spike Recovery outside accepted recovery limits		

CLIENT:	Arcadis	**Client Sample ID:**	IA-VMP 5B
Lab Order:	C1101036	**Tag Number:**	353,177
Project:	Lockheed Martin NJ001014.0001	**Collection Date:**	1/25/2011
Lab ID:	C1101036-002A	**Matrix:**	AIR

Analyses	Result	**Limit	Qual	Units	DF	Date Analyzed
1UG/M3 W/ 0.25UG/M3 CT-TCE-VC		**TO-15**				Analyst: **LL**
1,1,1-Trichloroethane	< 0.83	0.83		ug/m3	1	1/26/2011 8:31:00 PM
1,1,2,2-Tetrachloroethane	< 1.0	1.0		ug/m3	1	1/26/2011 8:31:00 PM
1,1,2-Trichloroethane	< 0.83	0.83		ug/m3	1	1/26/2011 8:31:00 PM
1,1-Dichloroethane	< 0.62	0.62		ug/m3	1	1/26/2011 8:31:00 PM
1,1-Dichloroethene	< 0.60	0.60		ug/m3	1	1/26/2011 8:31:00 PM
1,2,4-Trichlorobenzene	< 1.1	1.1		ug/m3	1	1/26/2011 8:31:00 PM
1,2,4-Trimethylbenzene	1.1	0.75		ug/m3	1	1/26/2011 8:31:00 PM
1,2-Dibromoethane	< 1.2	1.2		ug/m3	1	1/26/2011 8:31:00 PM
1,2-Dichlorobenzene	< 0.92	0.92		ug/m3	1	1/26/2011 8:31:00 PM
1,2-Dichloroethane	< 0.62	0.62		ug/m3	1	1/26/2011 8:31:00 PM
1,2-Dichloropropane	< 0.70	0.70		ug/m3	1	1/26/2011 8:31:00 PM
1,3,5-Trimethylbenzene	0.50	0.75	J	ug/m3	1	1/26/2011 8:31:00 PM
1,3-butadiene	< 0.34	0.34		ug/m3	1	1/26/2011 8:31:00 PM
1,3-Dichlorobenzene	< 0.92	0.92		ug/m3	1	1/26/2011 8:31:00 PM
1,4-Dichlorobenzene	6.7	0.92		ug/m3	1	1/26/2011 8:31:00 PM
1,4-Dioxane	< 1.1	1.1		ug/m3	1	1/26/2011 8:31:00 PM
2,2,4-trimethylpentane	< 0.71	0.71		ug/m3	1	1/26/2011 8:31:00 PM
4-ethyltoluene	< 0.75	0.75		ug/m3	1	1/26/2011 8:31:00 PM
Acetone	43	29		ug/m3	40	1/28/2011 6:53:00 AM
Allyl chloride	< 0.48	0.48		ug/m3	1	1/26/2011 8:31:00 PM
Benzene	0.91	0.49		ug/m3	1	1/26/2011 8:31:00 PM
Benzyl chloride	< 0.88	0.88		ug/m3	1	1/26/2011 8:31:00 PM
Bromodichloromethane	< 1.0	1.0		ug/m3	1	1/26/2011 8:31:00 PM
Bromoform	< 1.6	1.6		ug/m3	1	1/26/2011 8:31:00 PM
Bromomethane	< 0.59	0.59		ug/m3	1	1/26/2011 8:31:00 PM
Carbon disulfide	< 0.47	0.47		ug/m3	1	1/26/2011 8:31:00 PM
Carbon tetrachloride	0.32	0.26		ug/m3	1	1/26/2011 8:31:00 PM
Chlorobenzene	< 0.70	0.70		ug/m3	1	1/26/2011 8:31:00 PM
Chloroethane	< 0.40	0.40		ug/m3	1	1/26/2011 8:31:00 PM
Chloroform	< 0.74	0.74		ug/m3	1	1/26/2011 8:31:00 PM
Chloromethane	0.69	0.31		ug/m3	1	1/26/2011 8:31:00 PM
cis-1,2-Dichloroethene	< 0.60	0.60		ug/m3	1	1/26/2011 8:31:00 PM
cis-1,3-Dichloropropene	< 0.69	0.69		ug/m3	1	1/26/2011 8:31:00 PM
Cyclohexane	1.6	0.52		ug/m3	1	1/26/2011 8:31:00 PM
Dibromochloromethane	< 1.3	1.3		ug/m3	1	1/26/2011 8:31:00 PM
Ethyl acetate	< 0.92	0.92		ug/m3	1	1/26/2011 8:31:00 PM
Ethylbenzene	0.49	0.66	J	ug/m3	1	1/26/2011 8:31:00 PM
Freon 11	1.3	0.86		ug/m3	1	1/26/2011 8:31:00 PM

Qualifiers:

**	Reporting Limit	.	Results reported are not blank corrected
B	Analyte detected in the associated Method Blank	E	Value above quantitation range
H	Holding times for preparation or analysis exceeded	J	Analyte detected at or below quantitation limits
JN	Non-routine analyte. Quantitation estimated.	ND	Not Detected at the Reporting Limit
S	Spike Recovery outside accepted recovery limits		

CLIENT:	Arcadis	**Client Sample ID:**	IA-VMP 5B
Lab Order:	C1101036	**Tag Number:**	353,177
Project:	Lockheed Martin NJ001014.0001	**Collection Date:**	1/25/2011
Lab ID:	C1101036-002A	**Matrix:**	AIR

Analyses	Result	**Limit	Qual	Units	DF	Date Analyzed
1UG/M3 W/ 0.25UG/M3 CT-TCE-VC		**TO-15**				Analyst: **LL**
Freon 113	< 1.2	1.2		ug/m3	1	1/26/2011 8:31:00 PM
Freon 114	< 1.1	1.1		ug/m3	1	1/26/2011 8:31:00 PM
Freon 12	2.0	0.75		ug/m3	1	1/26/2011 8:31:00 PM
Heptane	2.0	0.62		ug/m3	1	1/26/2011 8:31:00 PM
Hexachloro-1,3-butadiene	< 1.6	1.6		ug/m3	1	1/26/2011 8:31:00 PM
Hexane	1.3	0.54		ug/m3	1	1/26/2011 8:31:00 PM
Isopropyl alcohol	590	120		ug/m3	320	1/28/2011 7:27:00 AM
m&p-Xylene	1.1	1.3	J	ug/m3	1	1/26/2011 8:31:00 PM
Methyl Butyl Ketone	< 1.2	1.2		ug/m3	1	1/26/2011 8:31:00 PM
Methyl Ethyl Ketone	3.1	0.90		ug/m3	1	1/26/2011 8:31:00 PM
Methyl Isobutyl Ketone	< 1.2	1.2		ug/m3	1	1/26/2011 8:31:00 PM
Methyl tert-butyl ether	< 0.55	0.55		ug/m3	1	1/26/2011 8:31:00 PM
Methylene chloride	500	170		ug/m3	320	1/28/2011 7:27:00 AM
o-Xylene	0.44	0.66	J	ug/m3	1	1/26/2011 8:31:00 PM
Propylene	< 0.26	0.26		ug/m3	1	1/26/2011 8:31:00 PM
Styrene	< 0.65	0.65		ug/m3	1	1/26/2011 8:31:00 PM
Tetrachloroethylene	< 1.0	1.0		ug/m3	1	1/26/2011 8:31:00 PM
Tetrahydrofuran	9.5	0.45		ug/m3	1	1/26/2011 8:31:00 PM
Toluene	7.5	0.57		ug/m3	1	1/26/2011 8:31:00 PM
trans-1,2-Dichloroethene	< 0.60	0.60		ug/m3	1	1/26/2011 8:31:00 PM
trans-1,3-Dichloropropene	< 0.69	0.69		ug/m3	1	1/26/2011 8:31:00 PM
Trichloroethene	0.38	0.22		ug/m3	1	1/26/2011 8:31:00 PM
Vinyl acetate	< 0.54	0.54		ug/m3	1	1/26/2011 8:31:00 PM
Vinyl Bromide	< 0.67	0.67		ug/m3	1	1/26/2011 8:31:00 PM
Vinyl chloride	< 0.10	0.10		ug/m3	1	1/26/2011 8:31:00 PM

Qualifiers:

**	Reporting Limit	.	Results reported are not blank corrected
B	Analyte detected in the associated Method Blank	E	Value above quantitation range
H	Holding times for preparation or analysis exceeded	J	Analyte detected at or below quantitation limits
JN	Non-routine analyte. Quantitation estimated.	ND	Not Detected at the Reporting Limit
S	Spike Recovery outside accepted recovery limits		

CLIENT:	Arcadis	**Client Sample ID:**	IA-VMP 3D
Lab Order:	C1101036	**Tag Number:**	171,299
Project:	Lockheed Martin NJ001014.0001	**Collection Date:**	1/25/2011
Lab ID:	C1101036-003A	**Matrix:**	AIR

Analyses	Result	**Limit	Qual	Units	DF	Date Analyzed
1UG/M3 W/ 0.25UG/M3 CT-TCE-VC		**TO-15**				Analyst: **LL**
1,1,1-Trichloroethane	< 0.83	0.83		ug/m3	1	1/26/2011 9:40:00 PM
1,1,2,2-Tetrachloroethane	< 1.0	1.0		ug/m3	1	1/26/2011 9:40:00 PM
1,1,2-Trichloroethane	< 0.83	0.83		ug/m3	1	1/26/2011 9:40:00 PM
1,1-Dichloroethane	< 0.62	0.62		ug/m3	1	1/26/2011 9:40:00 PM
1,1-Dichloroethene	< 0.60	0.60		ug/m3	1	1/26/2011 9:40:00 PM
1,2,4-Trichlorobenzene	< 1.1	1.1		ug/m3	1	1/26/2011 9:40:00 PM
1,2,4-Trimethylbenzene	1.1	0.75		ug/m3	1	1/26/2011 9:40:00 PM
1,2-Dibromoethane	< 1.2	1.2		ug/m3	1	1/26/2011 9:40:00 PM
1,2-Dichlorobenzene	< 0.92	0.92		ug/m3	1	1/26/2011 9:40:00 PM
1,2-Dichloroethane	< 0.62	0.62		ug/m3	1	1/26/2011 9:40:00 PM
1,2-Dichloropropane	< 0.70	0.70		ug/m3	1	1/26/2011 9:40:00 PM
1,3,5-Trimethylbenzene	< 0.75	0.75		ug/m3	1	1/26/2011 9:40:00 PM
1,3-butadiene	< 0.34	0.34		ug/m3	1	1/26/2011 9:40:00 PM
1,3-Dichlorobenzene	< 0.92	0.92		ug/m3	1	1/26/2011 9:40:00 PM
1,4-Dichlorobenzene	< 0.92	0.92		ug/m3	1	1/26/2011 9:40:00 PM
1,4-Dioxane	< 1.1	1.1		ug/m3	1	1/26/2011 9:40:00 PM
2,2,4-trimethylpentane	< 0.71	0.71		ug/m3	1	1/26/2011 9:40:00 PM
4-ethyltoluene	< 0.75	0.75		ug/m3	1	1/26/2011 9:40:00 PM
Acetone	8.9	7.2		ug/m3	10	1/26/2011 10:14:00 PM
Allyl chloride	< 0.48	0.48		ug/m3	1	1/26/2011 9:40:00 PM
Benzene	0.91	0.49		ug/m3	1	1/26/2011 9:40:00 PM
Benzyl chloride	< 0.88	0.88		ug/m3	1	1/26/2011 9:40:00 PM
Bromodichloromethane	< 1.0	1.0		ug/m3	1	1/26/2011 9:40:00 PM
Bromoform	< 1.6	1.6		ug/m3	1	1/26/2011 9:40:00 PM
Bromomethane	< 0.59	0.59		ug/m3	1	1/26/2011 9:40:00 PM
Carbon disulfide	< 0.47	0.47		ug/m3	1	1/26/2011 9:40:00 PM
Carbon tetrachloride	0.32	0.26		ug/m3	1	1/26/2011 9:40:00 PM
Chlorobenzene	< 0.70	0.70		ug/m3	1	1/26/2011 9:40:00 PM
Chloroethane	< 0.40	0.40		ug/m3	1	1/26/2011 9:40:00 PM
Chloroform	< 0.74	0.74		ug/m3	1	1/26/2011 9:40:00 PM
Chloromethane	0.76	0.31		ug/m3	1	1/26/2011 9:40:00 PM
cis-1,2-Dichloroethene	< 0.60	0.60		ug/m3	1	1/26/2011 9:40:00 PM
cis-1,3-Dichloropropene	< 0.69	0.69		ug/m3	1	1/26/2011 9:40:00 PM
Cyclohexane	< 0.52	0.52		ug/m3	1	1/26/2011 9:40:00 PM
Dibromochloromethane	< 1.3	1.3		ug/m3	1	1/26/2011 9:40:00 PM
Ethyl acetate	< 0.92	0.92		ug/m3	1	1/26/2011 9:40:00 PM
Ethylbenzene	0.53	0.66	J	ug/m3	1	1/26/2011 9:40:00 PM
Freon 11	1.0	0.86		ug/m3	1	1/26/2011 9:40:00 PM

Qualifiers:

**	Reporting Limit
B	Analyte detected in the associated Method Blank
H	Holding times for preparation or analysis exceeded
JN	Non-routine analyte. Quantitation estimated.
S	Spike Recovery outside accepted recovery limits
.	Results reported are not blank corrected
E	Value above quantitation range
J	Analyte detected at or below quantitation limits
ND	Not Detected at the Reporting Limit

CLIENT:	Arcadis	**Client Sample ID:**	IA-VMP 3D
Lab Order:	C1101036	**Tag Number:**	171,299
Project:	Lockheed Martin NJ001014.0001	**Collection Date:**	1/25/2011
Lab ID:	C1101036-003A	**Matrix:**	AIR

Analyses	Result	**Limit	Qual	Units	DF	Date Analyzed
1UG/M3 W/ 0.25UG/M3 CT-TCE-VC		**TO-15**				Analyst: **LL**
Freon 113	< 1.2	1.2		ug/m3	1	1/26/2011 9:40:00 PM
Freon 114	< 1.1	1.1		ug/m3	1	1/26/2011 9:40:00 PM
Freon 12	1.7	0.75		ug/m3	1	1/26/2011 9:40:00 PM
Heptane	3.3	0.62		ug/m3	1	1/26/2011 9:40:00 PM
Hexachloro-1,3-butadiene	< 1.6	1.6		ug/m3	1	1/26/2011 9:40:00 PM
Hexane	0.97	0.54		ug/m3	1	1/26/2011 9:40:00 PM
Isopropyl alcohol	51	3.7		ug/m3	10	1/26/2011 10:14:00 PM
m&p-Xylene	1.0	1.3	J	ug/m3	1	1/26/2011 9:40:00 PM
Methyl Butyl Ketone	< 1.2	1.2		ug/m3	1	1/26/2011 9:40:00 PM
Methyl Ethyl Ketone	< 0.90	0.90		ug/m3	1	1/26/2011 9:40:00 PM
Methyl Isobutyl Ketone	< 1.2	1.2		ug/m3	1	1/26/2011 9:40:00 PM
Methyl tert-butyl ether	< 0.55	0.55		ug/m3	1	1/26/2011 9:40:00 PM
Methylene chloride	30	5.3		ug/m3	10	1/26/2011 10:14:00 PM
o-Xylene	0.53	0.66	J	ug/m3	1	1/26/2011 9:40:00 PM
Propylene	< 0.26	0.26		ug/m3	1	1/26/2011 9:40:00 PM
Styrene	2.5	0.65		ug/m3	1	1/26/2011 9:40:00 PM
Tetrachloroethylene	< 1.0	1.0		ug/m3	1	1/26/2011 9:40:00 PM
Tetrahydrofuran	< 0.45	0.45		ug/m3	1	1/26/2011 9:40:00 PM
Toluene	2.6	0.57		ug/m3	1	1/26/2011 9:40:00 PM
trans-1,2-Dichloroethene	< 0.60	0.60		ug/m3	1	1/26/2011 9:40:00 PM
trans-1,3-Dichloropropene	< 0.69	0.69		ug/m3	1	1/26/2011 9:40:00 PM
Trichloroethene	0.55	0.22		ug/m3	1	1/26/2011 9:40:00 PM
Vinyl acetate	< 0.54	0.54		ug/m3	1	1/26/2011 9:40:00 PM
Vinyl Bromide	< 0.67	0.67		ug/m3	1	1/26/2011 9:40:00 PM
Vinyl chloride	< 0.10	0.10		ug/m3	1	1/26/2011 9:40:00 PM

Qualifiers:

**	Reporting Limit	.	Results reported are not blank corrected
B	Analyte detected in the associated Method Blank	E	Value above quantitation range
H	Holding times for preparation or analysis exceeded	J	Analyte detected at or below quantitation limits
JN	Non-routine analyte. Quantitation estimated.	ND	Not Detected at the Reporting Limit
S	Spike Recovery outside accepted recovery limits		

CLIENT:	Arcadis	**Client Sample ID:**	IA-VMP 2B
Lab Order:	C1101036	**Tag Number:**	475,400
Project:	Lockheed Martin NJ001014.0001	**Collection Date:**	1/25/2011
Lab ID:	C1101036-004A	**Matrix:**	AIR

Analyses	Result	**Limit	Qual	Units	DF	Date Analyzed
1UG/M3 W/ 0.25UG/M3 CT-TCE-VC		**TO-15**				Analyst: **LL**
1,1,1-Trichloroethane	< 0.83	0.83		ug/m3	1	1/26/2011 10:49:00 PM
1,1,2,2-Tetrachloroethane	< 1.0	1.0		ug/m3	1	1/26/2011 10:49:00 PM
1,1,2-Trichloroethane	< 0.83	0.83		ug/m3	1	1/26/2011 10:49:00 PM
1,1-Dichloroethane	< 0.62	0.62		ug/m3	1	1/26/2011 10:49:00 PM
1,1-Dichloroethene	< 0.60	0.60		ug/m3	1	1/26/2011 10:49:00 PM
1,2,4-Trichlorobenzene	< 1.1	1.1		ug/m3	1	1/26/2011 10:49:00 PM
1,2,4-Trimethylbenzene	8.0	7.5		ug/m3	10	1/26/2011 11:22:00 PM
1,2-Dibromoethane	< 1.2	1.2		ug/m3	1	1/26/2011 10:49:00 PM
1,2-Dichlorobenzene	< 0.92	0.92		ug/m3	1	1/26/2011 10:49:00 PM
1,2-Dichloroethane	< 0.62	0.62		ug/m3	1	1/26/2011 10:49:00 PM
1,2-Dichloropropane	< 0.70	0.70		ug/m3	1	1/26/2011 10:49:00 PM
1,3,5-Trimethylbenzene	2.7	0.75		ug/m3	1	1/26/2011 10:49:00 PM
1,3-butadiene	< 0.34	0.34		ug/m3	1	1/26/2011 10:49:00 PM
1,3-Dichlorobenzene	< 0.92	0.92		ug/m3	1	1/26/2011 10:49:00 PM
1,4-Dichlorobenzene	< 0.92	0.92		ug/m3	1	1/26/2011 10:49:00 PM
1,4-Dioxane	< 1.1	1.1		ug/m3	1	1/26/2011 10:49:00 PM
2,2,4-trimethylpentane	< 0.71	0.71		ug/m3	1	1/26/2011 10:49:00 PM
4-ethyltoluene	2.4	0.75		ug/m3	1	1/26/2011 10:49:00 PM
Acetone	19	7.2		ug/m3	10	1/26/2011 11:22:00 PM
Allyl chloride	< 0.48	0.48		ug/m3	1	1/26/2011 10:49:00 PM
Benzene	1.3	0.49		ug/m3	1	1/26/2011 10:49:00 PM
Benzyl chloride	< 0.88	0.88		ug/m3	1	1/26/2011 10:49:00 PM
Bromodichloromethane	< 1.0	1.0		ug/m3	1	1/26/2011 10:49:00 PM
Bromoform	< 1.6	1.6		ug/m3	1	1/26/2011 10:49:00 PM
Bromomethane	< 0.59	0.59		ug/m3	1	1/26/2011 10:49:00 PM
Carbon disulfide	< 0.47	0.47		ug/m3	1	1/26/2011 10:49:00 PM
Carbon tetrachloride	0.32	0.26		ug/m3	1	1/26/2011 10:49:00 PM
Chlorobenzene	1.4	0.70		ug/m3	1	1/26/2011 10:49:00 PM
Chloroethane	< 0.40	0.40		ug/m3	1	1/26/2011 10:49:00 PM
Chloroform	< 0.74	0.74		ug/m3	1	1/26/2011 10:49:00 PM
Chloromethane	0.86	0.31		ug/m3	1	1/26/2011 10:49:00 PM
cis-1,2-Dichloroethene	< 0.60	0.60		ug/m3	1	1/26/2011 10:49:00 PM
cis-1,3-Dichloropropene	< 0.69	0.69		ug/m3	1	1/26/2011 10:49:00 PM
Cyclohexane	15	5.2		ug/m3	10	1/26/2011 11:22:00 PM
Dibromochloromethane	< 1.3	1.3		ug/m3	1	1/26/2011 10:49:00 PM
Ethyl acetate	< 0.92	0.92		ug/m3	1	1/26/2011 10:49:00 PM
Ethylbenzene	0.79	0.66		ug/m3	1	1/26/2011 10:49:00 PM
Freon 11	2.1	0.86		ug/m3	1	1/26/2011 10:49:00 PM

Qualifiers:

**	Reporting Limit	.	Results reported are not blank corrected
B	Analyte detected in the associated Method Blank	E	Value above quantitation range
H	Holding times for preparation or analysis exceeded	J	Analyte detected at or below quantitation limits
JN	Non-routine analyte. Quantitation estimated.	ND	Not Detected at the Reporting Limit
S	Spike Recovery outside accepted recovery limits		

CLIENT:	Arcadis	**Client Sample ID:**	IA-VMP 2B
Lab Order:	C1101036	**Tag Number:**	475,400
Project:	Lockheed Martin NJ001014.0001	**Collection Date:**	1/25/2011
Lab ID:	C1101036-004A	**Matrix:**	AIR

Analyses	Result	**Limit	Qual	Units	DF	Date Analyzed
1UG/M3 W/ 0.25UG/M3 CT-TCE-VC		**TO-15**				Analyst: **LL**
Freon 113	< 1.2	1.2		ug/m3	1	1/26/2011 10:49:00 PM
Freon 114	< 1.1	1.1		ug/m3	1	1/26/2011 10:49:00 PM
Freon 12	2.2	0.75		ug/m3	1	1/26/2011 10:49:00 PM
Heptane	6.5	0.62		ug/m3	1	1/26/2011 10:49:00 PM
Hexachloro-1,3-butadiene	< 1.6	1.6		ug/m3	1	1/26/2011 10:49:00 PM
Hexane	1.2	0.54		ug/m3	1	1/26/2011 10:49:00 PM
Isopropyl alcohol	290	30		ug/m3	80	1/28/2011 7:59:00 AM
m&p-Xylene	1.6	1.3		ug/m3	1	1/26/2011 10:49:00 PM
Methyl Butyl Ketone	< 1.2	1.2		ug/m3	1	1/26/2011 10:49:00 PM
Methyl Ethyl Ketone	< 0.90	0.90		ug/m3	1	1/26/2011 10:49:00 PM
Methyl Isobutyl Ketone	< 1.2	1.2		ug/m3	1	1/26/2011 10:49:00 PM
Methyl tert-butyl ether	< 0.55	0.55		ug/m3	1	1/26/2011 10:49:00 PM
Methylene chloride	18	5.3		ug/m3	10	1/26/2011 11:22:00 PM
o-Xylene	0.88	0.66		ug/m3	1	1/26/2011 10:49:00 PM
Propylene	< 0.26	0.26		ug/m3	1	1/26/2011 10:49:00 PM
Styrene	5.1	0.65		ug/m3	1	1/26/2011 10:49:00 PM
Tetrachloroethylene	< 1.0	1.0		ug/m3	1	1/26/2011 10:49:00 PM
Tetrahydrofuran	< 0.45	0.45		ug/m3	1	1/26/2011 10:49:00 PM
Toluene	3.0	0.57		ug/m3	1	1/26/2011 10:49:00 PM
trans-1,2-Dichloroethene	< 0.60	0.60		ug/m3	1	1/26/2011 10:49:00 PM
trans-1,3-Dichloropropene	< 0.69	0.69		ug/m3	1	1/26/2011 10:49:00 PM
Trichloroethene	0.66	0.22		ug/m3	1	1/26/2011 10:49:00 PM
Vinyl acetate	< 0.54	0.54		ug/m3	1	1/26/2011 10:49:00 PM
Vinyl Bromide	< 0.67	0.67		ug/m3	1	1/26/2011 10:49:00 PM
Vinyl chloride	< 0.10	0.10		ug/m3	1	1/26/2011 10:49:00 PM

Qualifiers:

**	Reporting Limit	.	Results reported are not blank corrected
B	Analyte detected in the associated Method Blank	E	Value above quantitation range
H	Holding times for preparation or analysis exceeded	J	Analyte detected at or below quantitation limits
JN	Non-routine analyte. Quantitation estimated.	ND	Not Detected at the Reporting Limit
S	Spike Recovery outside accepted recovery limits		

CLIENT:	Arcadis	**Client Sample ID:**	IA-DUPE
Lab Order:	C1101036	**Tag Number:**	358,400
Project:	Lockheed Martin NJ001014.0001	**Collection Date:**	1/25/2011
Lab ID:	C1101036-005A	**Matrix:**	AIR

Analyses	Result	**Limit	Qual	Units	DF	Date Analyzed
1UG/M3 W/ 0.25UG/M3 CT-TCE-VC		**TO-15**				Analyst: **LL**
1,1,1-Trichloroethane	< 0.83	0.83		ug/m3	1	1/26/2011 11:57:00 PM
1,1,2,2-Tetrachloroethane	< 1.0	1.0		ug/m3	1	1/26/2011 11:57:00 PM
1,1,2-Trichloroethane	< 0.83	0.83		ug/m3	1	1/26/2011 11:57:00 PM
1,1-Dichloroethane	< 0.62	0.62		ug/m3	1	1/26/2011 11:57:00 PM
1,1-Dichloroethene	< 0.60	0.60		ug/m3	1	1/26/2011 11:57:00 PM
1,2,4-Trichlorobenzene	< 1.1	1.1		ug/m3	1	1/26/2011 11:57:00 PM
1,2,4-Trimethylbenzene	8.5	7.5		ug/m3	10	1/27/2011 12:31:00 AM
1,2-Dibromoethane	< 1.2	1.2		ug/m3	1	1/26/2011 11:57:00 PM
1,2-Dichlorobenzene	< 0.92	0.92		ug/m3	1	1/26/2011 11:57:00 PM
1,2-Dichloroethane	< 0.62	0.62		ug/m3	1	1/26/2011 11:57:00 PM
1,2-Dichloropropane	< 0.70	0.70		ug/m3	1	1/26/2011 11:57:00 PM
1,3,5-Trimethylbenzene	2.6	0.75		ug/m3	1	1/26/2011 11:57:00 PM
1,3-butadiene	< 0.34	0.34		ug/m3	1	1/26/2011 11:57:00 PM
1,3-Dichlorobenzene	< 0.92	0.92		ug/m3	1	1/26/2011 11:57:00 PM
1,4-Dichlorobenzene	< 0.92	0.92		ug/m3	1	1/26/2011 11:57:00 PM
1,4-Dioxane	< 1.1	1.1		ug/m3	1	1/26/2011 11:57:00 PM
2,2,4-trimethylpentane	< 0.71	0.71		ug/m3	1	1/26/2011 11:57:00 PM
4-ethyltoluene	2.3	0.75		ug/m3	1	1/26/2011 11:57:00 PM
Acetone	24	7.2		ug/m3	10	1/27/2011 12:31:00 AM
Allyl chloride	< 0.48	0.48		ug/m3	1	1/26/2011 11:57:00 PM
Benzene	1.1	0.49		ug/m3	1	1/26/2011 11:57:00 PM
Benzyl chloride	< 0.88	0.88		ug/m3	1	1/26/2011 11:57:00 PM
Bromodichloromethane	< 1.0	1.0		ug/m3	1	1/26/2011 11:57:00 PM
Bromoform	< 1.6	1.6		ug/m3	1	1/26/2011 11:57:00 PM
Bromomethane	< 0.59	0.59		ug/m3	1	1/26/2011 11:57:00 PM
Carbon disulfide	< 0.47	0.47		ug/m3	1	1/26/2011 11:57:00 PM
Carbon tetrachloride	0.38	0.26		ug/m3	1	1/26/2011 11:57:00 PM
Chlorobenzene	1.4	0.70		ug/m3	1	1/26/2011 11:57:00 PM
Chloroethane	< 0.40	0.40		ug/m3	1	1/26/2011 11:57:00 PM
Chloroform	< 0.74	0.74		ug/m3	1	1/26/2011 11:57:00 PM
Chloromethane	0.69	0.31		ug/m3	1	1/26/2011 11:57:00 PM
cis-1,2-Dichloroethene	< 0.60	0.60		ug/m3	1	1/26/2011 11:57:00 PM
cis-1,3-Dichloropropene	< 0.69	0.69		ug/m3	1	1/26/2011 11:57:00 PM
Cyclohexane	13	5.2		ug/m3	10	1/27/2011 12:31:00 AM
Dibromochloromethane	< 1.3	1.3		ug/m3	1	1/26/2011 11:57:00 PM
Ethyl acetate	< 0.92	0.92		ug/m3	1	1/26/2011 11:57:00 PM
Ethylbenzene	0.84	0.66		ug/m3	1	1/26/2011 11:57:00 PM
Freon 11	1.9	0.86		ug/m3	1	1/26/2011 11:57:00 PM

Qualifiers:

**	Reporting Limit	.	Results reported are not blank corrected
B	Analyte detected in the associated Method Blank	E	Value above quantitation range
H	Holding times for preparation or analysis exceeded	J	Analyte detected at or below quantitation limits
JN	Non-routine analyte. Quantitation estimated.	ND	Not Detected at the Reporting Limit
S	Spike Recovery outside accepted recovery limits		

CLIENT:	Arcadis	**Client Sample ID:**	IA-DUPE
Lab Order:	C1101036	**Tag Number:**	358,400
Project:	Lockheed Martin NJ001014.0001	**Collection Date:**	1/25/2011
Lab ID:	C1101036-005A	**Matrix:**	AIR

Analyses	Result	**Limit	Qual	Units	DF	Date Analyzed
1UG/M3 W/ 0.25UG/M3 CT-TCE-VC		**TO-15**				Analyst: **LL**
Freon 113	< 1.2	1.2		ug/m3	1	1/26/2011 11:57:00 PM
Freon 114	< 1.1	1.1		ug/m3	1	1/26/2011 11:57:00 PM
Freon 12	2.2	0.75		ug/m3	1	1/26/2011 11:57:00 PM
Heptane	6.0	0.62		ug/m3	1	1/26/2011 11:57:00 PM
Hexachloro-1,3-butadiene	< 1.6	1.6		ug/m3	1	1/26/2011 11:57:00 PM
Hexane	1.0	0.54		ug/m3	1	1/26/2011 11:57:00 PM
Isopropyl alcohol	310	30		ug/m3	80	1/28/2011 8:31:00 AM
m&p-Xylene	1.6	1.3		ug/m3	1	1/26/2011 11:57:00 PM
Methyl Butyl Ketone	< 1.2	1.2		ug/m3	1	1/26/2011 11:57:00 PM
Methyl Ethyl Ketone	< 0.90	0.90		ug/m3	1	1/26/2011 11:57:00 PM
Methyl Isobutyl Ketone	< 1.2	1.2		ug/m3	1	1/26/2011 11:57:00 PM
Methyl tert-butyl ether	< 0.55	0.55		ug/m3	1	1/26/2011 11:57:00 PM
Methylene chloride	20	5.3		ug/m3	10	1/27/2011 12:31:00 AM
o-Xylene	0.97	0.66		ug/m3	1	1/26/2011 11:57:00 PM
Propylene	< 0.26	0.26		ug/m3	1	1/26/2011 11:57:00 PM
Styrene	4.4	0.65		ug/m3	1	1/26/2011 11:57:00 PM
Tetrachloroethylene	< 1.0	1.0		ug/m3	1	1/26/2011 11:57:00 PM
Tetrahydrofuran	< 0.45	0.45		ug/m3	1	1/26/2011 11:57:00 PM
Toluene	2.9	0.57		ug/m3	1	1/26/2011 11:57:00 PM
trans-1,2-Dichloroethene	< 0.60	0.60		ug/m3	1	1/26/2011 11:57:00 PM
trans-1,3-Dichloropropene	< 0.69	0.69		ug/m3	1	1/26/2011 11:57:00 PM
Trichloroethene	0.60	0.22		ug/m3	1	1/26/2011 11:57:00 PM
Vinyl acetate	< 0.54	0.54		ug/m3	1	1/26/2011 11:57:00 PM
Vinyl Bromide	< 0.67	0.67		ug/m3	1	1/26/2011 11:57:00 PM
Vinyl chloride	< 0.10	0.10		ug/m3	1	1/26/2011 11:57:00 PM

CLIENT:	Arcadis	**Client Sample ID:**	IA-VMP 2C
Lab Order:	C1101036	**Tag Number:**	170,401
Project:	Lockheed Martin NJ001014.0001	**Collection Date:**	1/25/2011
Lab ID:	C1101036-006A	**Matrix:**	AIR

Analyses	Result	**Limit	Qual	Units	DF	Date Analyzed
1UG/M3 W/ 0.25UG/M3 CT-TCE-VC		**TO-15**				Analyst: **LL**
1,1,1-Trichloroethane	< 0.83	0.83		ug/m3	1	1/27/2011 1:41:00 AM
1,1,2,2-Tetrachloroethane	< 1.0	1.0		ug/m3	1	1/27/2011 1:41:00 AM
1,1,2-Trichloroethane	< 0.83	0.83		ug/m3	1	1/27/2011 1:41:00 AM
1,1-Dichloroethane	< 0.62	0.62		ug/m3	1	1/27/2011 1:41:00 AM
1,1-Dichloroethene	< 0.60	0.60		ug/m3	1	1/27/2011 1:41:00 AM
1,2,4-Trichlorobenzene	< 1.1	1.1		ug/m3	1	1/27/2011 1:41:00 AM
1,2,4-Trimethylbenzene	9.5	7.5		ug/m3	10	1/27/2011 2:15:00 AM
1,2-Dibromoethane	< 1.2	1.2		ug/m3	1	1/27/2011 1:41:00 AM
1,2-Dichlorobenzene	< 0.92	0.92		ug/m3	1	1/27/2011 1:41:00 AM
1,2-Dichloroethane	< 0.62	0.62		ug/m3	1	1/27/2011 1:41:00 AM
1,2-Dichloropropane	< 0.70	0.70		ug/m3	1	1/27/2011 1:41:00 AM
1,3,5-Trimethylbenzene	3.2	0.75		ug/m3	1	1/27/2011 1:41:00 AM
1,3-butadiene	< 0.34	0.34		ug/m3	1	1/27/2011 1:41:00 AM
1,3-Dichlorobenzene	< 0.92	0.92		ug/m3	1	1/27/2011 1:41:00 AM
1,4-Dichlorobenzene	< 0.92	0.92		ug/m3	1	1/27/2011 1:41:00 AM
1,4-Dioxane	< 1.1	1.1		ug/m3	1	1/27/2011 1:41:00 AM
2,2,4-trimethylpentane	< 0.71	0.71		ug/m3	1	1/27/2011 1:41:00 AM
4-ethyltoluene	2.7	0.75		ug/m3	1	1/27/2011 1:41:00 AM
Acetone	25	7.2		ug/m3	10	1/27/2011 2:15:00 AM
Allyl chloride	< 0.48	0.48		ug/m3	1	1/27/2011 1:41:00 AM
Benzene	1.2	0.49		ug/m3	1	1/27/2011 1:41:00 AM
Benzyl chloride	< 0.88	0.88		ug/m3	1	1/27/2011 1:41:00 AM
Bromodichloromethane	< 1.0	1.0		ug/m3	1	1/27/2011 1:41:00 AM
Bromoform	< 1.6	1.6		ug/m3	1	1/27/2011 1:41:00 AM
Bromomethane	< 0.59	0.59		ug/m3	1	1/27/2011 1:41:00 AM
Carbon disulfide	< 0.47	0.47		ug/m3	1	1/27/2011 1:41:00 AM
Carbon tetrachloride	0.38	0.26		ug/m3	1	1/27/2011 1:41:00 AM
Chlorobenzene	1.5	0.70		ug/m3	1	1/27/2011 1:41:00 AM
Chloroethane	< 0.40	0.40		ug/m3	1	1/27/2011 1:41:00 AM
Chloroform	< 0.74	0.74		ug/m3	1	1/27/2011 1:41:00 AM
Chloromethane	0.71	0.31		ug/m3	1	1/27/2011 1:41:00 AM
cis-1,2-Dichloroethene	< 0.60	0.60		ug/m3	1	1/27/2011 1:41:00 AM
cis-1,3-Dichloropropene	< 0.69	0.69		ug/m3	1	1/27/2011 1:41:00 AM
Cyclohexane	15	5.2		ug/m3	10	1/27/2011 2:15:00 AM
Dibromochloromethane	< 1.3	1.3		ug/m3	1	1/27/2011 1:41:00 AM
Ethyl acetate	< 0.92	0.92		ug/m3	1	1/27/2011 1:41:00 AM
Ethylbenzene	1.5	0.66		ug/m3	1	1/27/2011 1:41:00 AM
Freon 11	1.9	0.86		ug/m3	1	1/27/2011 1:41:00 AM

Qualifiers:

**	Reporting Limit	.	Results reported are not blank corrected
B	Analyte detected in the associated Method Blank	E	Value above quantitation range
H	Holding times for preparation or analysis exceeded	J	Analyte detected at or below quantitation limits
JN	Non-routine analyte. Quantitation estimated.	ND	Not Detected at the Reporting Limit
S	Spike Recovery outside accepted recovery limits		

CLIENT:	Arcadis	**Client Sample ID:**	IA-VMP 2C
Lab Order:	C1101036	**Tag Number:**	170,401
Project:	Lockheed Martin NJ001014.0001	**Collection Date:**	1/25/2011
Lab ID:	C1101036-006A	**Matrix:**	AIR

Analyses	Result	**Limit	Qual	Units	DF	Date Analyzed
1UG/M3 W/ 0.25UG/M3 CT-TCE-VC		**TO-15**				Analyst: **LL**
Freon 113	< 1.2	1.2		ug/m3	1	1/27/2011 1:41:00 AM
Freon 114	< 1.1	1.1		ug/m3	1	1/27/2011 1:41:00 AM
Freon 12	2.2	0.75		ug/m3	1	1/27/2011 1:41:00 AM
Heptane	6.3	0.62		ug/m3	1	1/27/2011 1:41:00 AM
Hexachloro-1,3-butadiene	< 1.6	1.6		ug/m3	1	1/27/2011 1:41:00 AM
Hexane	1.4	0.54		ug/m3	1	1/27/2011 1:41:00 AM
Isopropyl alcohol	410	30		ug/m3	80	1/28/2011 9:05:00 AM
m&p-Xylene	4.2	1.3		ug/m3	1	1/27/2011 1:41:00 AM
Methyl Butyl Ketone	< 1.2	1.2		ug/m3	1	1/27/2011 1:41:00 AM
Methyl Ethyl Ketone	< 0.90	0.90		ug/m3	1	1/27/2011 1:41:00 AM
Methyl Isobutyl Ketone	< 1.2	1.2		ug/m3	1	1/27/2011 1:41:00 AM
Methyl tert-butyl ether	< 0.55	0.55		ug/m3	1	1/27/2011 1:41:00 AM
Methylene chloride	20	5.3		ug/m3	10	1/27/2011 2:15:00 AM
o-Xylene	2.1	0.66		ug/m3	1	1/27/2011 1:41:00 AM
Propylene	< 0.26	0.26		ug/m3	1	1/27/2011 1:41:00 AM
Styrene	5.2	0.65		ug/m3	1	1/27/2011 1:41:00 AM
Tetrachloroethylene	< 1.0	1.0		ug/m3	1	1/27/2011 1:41:00 AM
Tetrahydrofuran	< 0.45	0.45		ug/m3	1	1/27/2011 1:41:00 AM
Toluene	5.2	0.57		ug/m3	1	1/27/2011 1:41:00 AM
trans-1,2-Dichloroethene	< 0.60	0.60		ug/m3	1	1/27/2011 1:41:00 AM
trans-1,3-Dichloropropene	< 0.69	0.69		ug/m3	1	1/27/2011 1:41:00 AM
Trichloroethene	0.60	0.22		ug/m3	1	1/27/2011 1:41:00 AM
Vinyl acetate	< 0.54	0.54		ug/m3	1	1/27/2011 1:41:00 AM
Vinyl Bromide	< 0.67	0.67		ug/m3	1	1/27/2011 1:41:00 AM
Vinyl chloride	< 0.10	0.10		ug/m3	1	1/27/2011 1:41:00 AM

CLIENT:	Arcadis	**Client Sample ID:**	IA-VMP 1B
Lab Order:	C1101036	**Tag Number:**	201,375
Project:	Lockheed Martin NJ001014.0001	**Collection Date:**	1/25/2011
Lab ID:	C1101036-007A	**Matrix:**	AIR

Analyses	Result	**Limit	Qual	Units	DF	Date Analyzed
1UG/M3 W/ 0.25UG/M3 CT-TCE-VC		**TO-15**				Analyst: **LL**
1,1,1-Trichloroethane	< 0.83	0.83		ug/m3	1	1/27/2011 2:50:00 AM
1,1,2,2-Tetrachloroethane	< 1.0	1.0		ug/m3	1	1/27/2011 2:50:00 AM
1,1,2-Trichloroethane	< 0.83	0.83		ug/m3	1	1/27/2011 2:50:00 AM
1,1-Dichloroethane	< 0.62	0.62		ug/m3	1	1/27/2011 2:50:00 AM
1,1-Dichloroethene	< 0.60	0.60		ug/m3	1	1/27/2011 2:50:00 AM
1,2,4-Trichlorobenzene	< 1.1	1.1		ug/m3	1	1/27/2011 2:50:00 AM
1,2,4-Trimethylbenzene	9.2	0.75		ug/m3	1	1/27/2011 2:50:00 AM
1,2-Dibromoethane	< 1.2	1.2		ug/m3	1	1/27/2011 2:50:00 AM
1,2-Dichlorobenzene	< 0.92	0.92		ug/m3	1	1/27/2011 2:50:00 AM
1,2-Dichloroethane	< 0.62	0.62		ug/m3	1	1/27/2011 2:50:00 AM
1,2-Dichloropropane	< 0.70	0.70		ug/m3	1	1/27/2011 2:50:00 AM
1,3,5-Trimethylbenzene	2.2	0.75		ug/m3	1	1/27/2011 2:50:00 AM
1,3-butadiene	< 0.34	0.34		ug/m3	1	1/27/2011 2:50:00 AM
1,3-Dichlorobenzene	< 0.92	0.92		ug/m3	1	1/27/2011 2:50:00 AM
1,4-Dichlorobenzene	< 0.92	0.92		ug/m3	1	1/27/2011 2:50:00 AM
1,4-Dioxane	< 1.1	1.1		ug/m3	1	1/27/2011 2:50:00 AM
2,2,4-trimethylpentane	< 0.71	0.71		ug/m3	1	1/27/2011 2:50:00 AM
4-ethyltoluene	1.6	0.75		ug/m3	1	1/27/2011 2:50:00 AM
Acetone	12	7.2		ug/m3	10	1/27/2011 3:24:00 AM
Allyl chloride	< 0.48	0.48		ug/m3	1	1/27/2011 2:50:00 AM
Benzene	1.2	0.49		ug/m3	1	1/27/2011 2:50:00 AM
Benzyl chloride	< 0.88	0.88		ug/m3	1	1/27/2011 2:50:00 AM
Bromodichloromethane	< 1.0	1.0		ug/m3	1	1/27/2011 2:50:00 AM
Bromoform	< 1.6	1.6		ug/m3	1	1/27/2011 2:50:00 AM
Bromomethane	< 0.59	0.59		ug/m3	1	1/27/2011 2:50:00 AM
Carbon disulfide	< 0.47	0.47		ug/m3	1	1/27/2011 2:50:00 AM
Carbon tetrachloride	0.38	0.26		ug/m3	1	1/27/2011 2:50:00 AM
Chlorobenzene	1.0	0.70		ug/m3	1	1/27/2011 2:50:00 AM
Chloroethane	< 0.40	0.40		ug/m3	1	1/27/2011 2:50:00 AM
Chloroform	< 0.74	0.74		ug/m3	1	1/27/2011 2:50:00 AM
Chloromethane	0.78	0.31		ug/m3	1	1/27/2011 2:50:00 AM
cis-1,2-Dichloroethene	< 0.60	0.60		ug/m3	1	1/27/2011 2:50:00 AM
cis-1,3-Dichloropropene	< 0.69	0.69		ug/m3	1	1/27/2011 2:50:00 AM
Cyclohexane	16	5.2		ug/m3	10	1/27/2011 3:24:00 AM
Dibromochloromethane	< 1.3	1.3		ug/m3	1	1/27/2011 2:50:00 AM
Ethyl acetate	< 0.92	0.92		ug/m3	1	1/27/2011 2:50:00 AM
Ethylbenzene	0.84	0.66		ug/m3	1	1/27/2011 2:50:00 AM
Freon 11	2.2	0.86		ug/m3	1	1/27/2011 2:50:00 AM

Qualifiers:

**	Reporting Limit	.	Results reported are not blank corrected
B	Analyte detected in the associated Method Blank	E	Value above quantitation range
H	Holding times for preparation or analysis exceeded	J	Analyte detected at or below quantitation limits
JN	Non-routine analyte. Quantitation estimated.	ND	Not Detected at the Reporting Limit
S	Spike Recovery outside accepted recovery limits		

CLIENT:	Arcadis	**Client Sample ID:**	IA-VMP 1B
Lab Order:	C1101036	**Tag Number:**	201,375
Project:	Lockheed Martin NJ001014.0001	**Collection Date:**	1/25/2011
Lab ID:	C1101036-007A	**Matrix:**	AIR

Analyses	Result	**Limit	Qual	Units	DF	Date Analyzed
1UG/M3 W/ 0.25UG/M3 CT-TCE-VC		**TO-15**				Analyst: **LL**
Freon 113	< 1.2	1.2		ug/m3	1	1/27/2011 2:50:00 AM
Freon 114	< 1.1	1.1		ug/m3	1	1/27/2011 2:50:00 AM
Freon 12	2.6	0.75		ug/m3	1	1/27/2011 2:50:00 AM
Heptane	7.9	6.2		ug/m3	10	1/27/2011 3:24:00 AM
Hexachloro-1,3-butadiene	< 1.6	1.6		ug/m3	1	1/27/2011 2:50:00 AM
Hexane	1.0	0.54		ug/m3	1	1/27/2011 2:50:00 AM
Isopropyl alcohol	220	15		ug/m3	40	1/28/2011 9:39:00 AM
m&p-Xylene	1.9	1.3		ug/m3	1	1/27/2011 2:50:00 AM
Methyl Butyl Ketone	< 1.2	1.2		ug/m3	1	1/27/2011 2:50:00 AM
Methyl Ethyl Ketone	< 0.90	0.90		ug/m3	1	1/27/2011 2:50:00 AM
Methyl Isobutyl Ketone	< 1.2	1.2		ug/m3	1	1/27/2011 2:50:00 AM
Methyl tert-butyl ether	< 0.55	0.55		ug/m3	1	1/27/2011 2:50:00 AM
Methylene chloride	21	5.3		ug/m3	10	1/27/2011 3:24:00 AM
o-Xylene	0.93	0.66		ug/m3	1	1/27/2011 2:50:00 AM
Propylene	< 0.26	0.26		ug/m3	1	1/27/2011 2:50:00 AM
Styrene	3.6	0.65		ug/m3	1	1/27/2011 2:50:00 AM
Tetrachloroethylene	2.3	1.0		ug/m3	1	1/27/2011 2:50:00 AM
Tetrahydrofuran	< 0.45	0.45		ug/m3	1	1/27/2011 2:50:00 AM
Toluene	3.4	0.57		ug/m3	1	1/27/2011 2:50:00 AM
trans-1,2-Dichloroethene	< 0.60	0.60		ug/m3	1	1/27/2011 2:50:00 AM
trans-1,3-Dichloropropene	< 0.69	0.69		ug/m3	1	1/27/2011 2:50:00 AM
Trichloroethene	0.71	0.22		ug/m3	1	1/27/2011 2:50:00 AM
Vinyl acetate	< 0.54	0.54		ug/m3	1	1/27/2011 2:50:00 AM
Vinyl Bromide	< 0.67	0.67		ug/m3	1	1/27/2011 2:50:00 AM
Vinyl chloride	< 0.10	0.10		ug/m3	1	1/27/2011 2:50:00 AM

Qualifiers:

**	Reporting Limit	.	Results reported are not blank corrected
B	Analyte detected in the associated Method Blank	E	Value above quantitation range
H	Holding times for preparation or analysis exceeded	J	Analyte detected at or below quantitation limits
JN	Non-routine analyte. Quantitation estimated.	ND	Not Detected at the Reporting Limit
S	Spike Recovery outside accepted recovery limits		

CLIENT:	Arcadis	**Client Sample ID:**	SS-VMP 1B
Lab Order:	C1101036	**Tag Number:**	131,255
Project:	Lockheed Martin NJ001014.0001	**Collection Date:**	1/25/2011
Lab ID:	C1101036-008A	**Matrix:**	

Analyses	Result	**Limit	Qual	Units	DF	Date Analyzed
1UG/M3 BY METHOD TO15		**TO-15**				Analyst: **LL**
1,1,1-Trichloroethane	< 0.83	0.83		ug/m3	1	1/27/2011 7:12:00 PM
1,1,2,2-Tetrachloroethane	< 1.0	1.0		ug/m3	1	1/27/2011 7:12:00 PM
1,1,2-Trichloroethane	< 0.83	0.83		ug/m3	1	1/27/2011 7:12:00 PM
1,1-Dichloroethane	< 0.62	0.62		ug/m3	1	1/27/2011 7:12:00 PM
1,1-Dichloroethene	< 0.60	0.60		ug/m3	1	1/27/2011 7:12:00 PM
1,2,4-Trichlorobenzene	< 1.1	1.1		ug/m3	1	1/27/2011 7:12:00 PM
1,2,4-Trimethylbenzene	7.6	0.75		ug/m3	1	1/27/2011 7:12:00 PM
1,2-Dibromoethane	< 1.2	1.2		ug/m3	1	1/27/2011 7:12:00 PM
1,2-Dichlorobenzene	< 0.92	0.92		ug/m3	1	1/27/2011 7:12:00 PM
1,2-Dichloroethane	< 0.62	0.62		ug/m3	1	1/27/2011 7:12:00 PM
1,2-Dichloropropane	< 0.70	0.70		ug/m3	1	1/27/2011 7:12:00 PM
1,3,5-Trimethylbenzene	1.6	0.75		ug/m3	1	1/27/2011 7:12:00 PM
1,3-butadiene	< 0.34	0.34		ug/m3	1	1/27/2011 7:12:00 PM
1,3-Dichlorobenzene	< 0.92	0.92		ug/m3	1	1/27/2011 7:12:00 PM
1,4-Dichlorobenzene	0.73	0.92	J	ug/m3	1	1/27/2011 7:12:00 PM
1,4-Dioxane	< 1.1	1.1		ug/m3	1	1/27/2011 7:12:00 PM
2,2,4-trimethylpentane	< 0.71	0.71		ug/m3	1	1/27/2011 7:12:00 PM
4-ethyltoluene	1.4	0.75		ug/m3	1	1/27/2011 7:12:00 PM
Acetone	9.9	7.2		ug/m3	10	1/28/2011 9:15:00 PM
Allyl chloride	< 0.48	0.48		ug/m3	1	1/27/2011 7:12:00 PM
Benzene	1.3	0.49		ug/m3	1	1/27/2011 7:12:00 PM
Benzyl chloride	< 0.88	0.88		ug/m3	1	1/27/2011 7:12:00 PM
Bromodichloromethane	< 1.0	1.0		ug/m3	1	1/27/2011 7:12:00 PM
Bromoform	< 1.6	1.6		ug/m3	1	1/27/2011 7:12:00 PM
Bromomethane	< 0.59	0.59		ug/m3	1	1/27/2011 7:12:00 PM
Carbon disulfide	< 0.47	0.47		ug/m3	1	1/27/2011 7:12:00 PM
Carbon tetrachloride	0.32	0.96	J	ug/m3	1	1/27/2011 7:12:00 PM
Chlorobenzene	0.89	0.70		ug/m3	1	1/27/2011 7:12:00 PM
Chloroethane	< 0.40	0.40		ug/m3	1	1/27/2011 7:12:00 PM
Chloroform	< 0.74	0.74		ug/m3	1	1/27/2011 7:12:00 PM
Chloromethane	0.71	0.31		ug/m3	1	1/27/2011 7:12:00 PM
cis-1,2-Dichloroethene	< 0.60	0.60		ug/m3	1	1/27/2011 7:12:00 PM
cis-1,3-Dichloropropene	< 0.69	0.69		ug/m3	1	1/27/2011 7:12:00 PM
Cyclohexane	10	5.2		ug/m3	10	1/28/2011 9:15:00 PM
Dibromochloromethane	< 1.3	1.3		ug/m3	1	1/27/2011 7:12:00 PM
Ethyl acetate	< 0.92	0.92		ug/m3	1	1/27/2011 7:12:00 PM
Ethylbenzene	0.71	0.66		ug/m3	1	1/27/2011 7:12:00 PM
Freon 11	1.9	0.86		ug/m3	1	1/27/2011 7:12:00 PM

Qualifiers:

**	Reporting Limit	.	Results reported are not blank corrected
B	Analyte detected in the associated Method Blank	E	Value above quantitation range
H	Holding times for preparation or analysis exceeded	J	Analyte detected at or below quantitation limits
JN	Non-routine analyte. Quantitation estimated.	ND	Not Detected at the Reporting Limit
S	Spike Recovery outside accepted recovery limits		

CLIENT:	Arcadis	**Client Sample ID:**	SS-VMP 1B
Lab Order:	C1101036	**Tag Number:**	131,255
Project:	Lockheed Martin NJ001014.0001	**Collection Date:**	1/25/2011
Lab ID:	C1101036-008A	**Matrix:**	

Analyses	Result	**Limit	Qual	Units	DF	Date Analyzed
1UG/M3 BY METHOD TO15		**TO-15**				Analyst: **LL**
Freon 113	< 1.2	1.2		ug/m3	1	1/27/2011 7:12:00 PM
Freon 114	< 1.1	1.1		ug/m3	1	1/27/2011 7:12:00 PM
Freon 12	2.0	0.75		ug/m3	1	1/27/2011 7:12:00 PM
Heptane	5.4	6.2	J	ug/m3	10	1/28/2011 9:15:00 PM
Hexachloro-1,3-butadiene	< 1.6	1.6		ug/m3	1	1/27/2011 7:12:00 PM
Hexane	1.1	0.54		ug/m3	1	1/27/2011 7:12:00 PM
Isopropyl alcohol	150	30		ug/m3	80	1/28/2011 9:48:00 PM
m&p-Xylene	1.6	1.3		ug/m3	1	1/27/2011 7:12:00 PM
Methyl Butyl Ketone	< 1.2	1.2		ug/m3	1	1/27/2011 7:12:00 PM
Methyl Ethyl Ketone	< 0.90	0.90		ug/m3	1	1/27/2011 7:12:00 PM
Methyl Isobutyl Ketone	< 1.2	1.2		ug/m3	1	1/27/2011 7:12:00 PM
Methyl tert-butyl ether	< 0.55	0.55		ug/m3	1	1/27/2011 7:12:00 PM
Methylene chloride	16	5.3		ug/m3	10	1/28/2011 9:15:00 PM
o-Xylene	0.79	0.66		ug/m3	1	1/27/2011 7:12:00 PM
Propylene	< 0.26	0.26		ug/m3	1	1/27/2011 7:12:00 PM
Styrene	2.6	0.65		ug/m3	1	1/27/2011 7:12:00 PM
Tetrachloroethylene	< 1.0	1.0		ug/m3	1	1/27/2011 7:12:00 PM
Tetrahydrofuran	< 0.45	0.45		ug/m3	1	1/27/2011 7:12:00 PM
Toluene	3.4	0.57		ug/m3	1	1/27/2011 7:12:00 PM
trans-1,2-Dichloroethene	< 0.60	0.60		ug/m3	1	1/27/2011 7:12:00 PM
trans-1,3-Dichloropropene	< 0.69	0.69		ug/m3	1	1/27/2011 7:12:00 PM
Trichloroethene	0.71	0.82	J	ug/m3	1	1/27/2011 7:12:00 PM
Vinyl acetate	< 0.54	0.54		ug/m3	1	1/27/2011 7:12:00 PM
Vinyl Bromide	< 0.67	0.67		ug/m3	1	1/27/2011 7:12:00 PM
Vinyl chloride	< 0.39	0.39		ug/m3	1	1/27/2011 7:12:00 PM

Qualifiers:

**	Reporting Limit
B	Analyte detected in the associated Method Blank
H	Holding times for preparation or analysis exceeded
JN	Non-routine analyte. Quantitation estimated.
S	Spike Recovery outside accepted recovery limits
.	Results reported are not blank corrected
E	Value above quantitation range
J	Analyte detected at or below quantitation limits
ND	Not Detected at the Reporting Limit

CLIENT:	Arcadis	**Client Sample ID:**	SS-VMP 4
Lab Order:	C1101036	**Tag Number:**	554,381
Project:	Lockheed Martin NJ001014.0001	**Collection Date:**	1/25/2011
Lab ID:	C1101036-009A	**Matrix:**	

Analyses	Result	**Limit	Qual	Units	DF	Date Analyzed
1UG/M3 BY METHOD TO15		**TO-15**				Analyst: **LL**
1,1,1-Trichloroethane	< 0.83	0.83		ug/m3	1	1/27/2011 7:46:00 PM
1,1,2,2-Tetrachloroethane	< 1.0	1.0		ug/m3	1	1/27/2011 7:46:00 PM
1,1,2-Trichloroethane	< 0.83	0.83		ug/m3	1	1/27/2011 7:46:00 PM
1,1-Dichloroethane	< 0.62	0.62		ug/m3	1	1/27/2011 7:46:00 PM
1,1-Dichloroethene	< 0.60	0.60		ug/m3	1	1/27/2011 7:46:00 PM
1,2,4-Trichlorobenzene	< 1.1	1.1		ug/m3	1	1/27/2011 7:46:00 PM
1,2,4-Trimethylbenzene	5.6	6.0	J	ug/m3	8	1/28/2011 10:21:00 PM
1,2-Dibromoethane	< 1.2	1.2		ug/m3	1	1/27/2011 7:46:00 PM
1,2-Dichlorobenzene	< 0.92	0.92		ug/m3	1	1/27/2011 7:46:00 PM
1,2-Dichloroethane	< 0.62	0.62		ug/m3	1	1/27/2011 7:46:00 PM
1,2-Dichloropropane	< 0.70	0.70		ug/m3	1	1/27/2011 7:46:00 PM
1,3,5-Trimethylbenzene	2.6	0.75		ug/m3	1	1/27/2011 7:46:00 PM
1,3-butadiene	< 0.34	0.34		ug/m3	1	1/27/2011 7:46:00 PM
1,3-Dichlorobenzene	< 0.92	0.92		ug/m3	1	1/27/2011 7:46:00 PM
1,4-Dichlorobenzene	< 0.92	0.92		ug/m3	1	1/27/2011 7:46:00 PM
1,4-Dioxane	< 1.1	1.1		ug/m3	1	1/27/2011 7:46:00 PM
2,2,4-trimethylpentane	< 0.71	0.71		ug/m3	1	1/27/2011 7:46:00 PM
4-ethyltoluene	2.3	0.75		ug/m3	1	1/27/2011 7:46:00 PM
Acetone	9.1	5.8		ug/m3	8	1/28/2011 10:21:00 PM
Allyl chloride	< 0.48	0.48		ug/m3	1	1/27/2011 7:46:00 PM
Benzene	1.3	0.49		ug/m3	1	1/27/2011 7:46:00 PM
Benzyl chloride	< 0.88	0.88		ug/m3	1	1/27/2011 7:46:00 PM
Bromodichloromethane	< 1.0	1.0		ug/m3	1	1/27/2011 7:46:00 PM
Bromoform	< 1.6	1.6		ug/m3	1	1/27/2011 7:46:00 PM
Bromomethane	< 0.59	0.59		ug/m3	1	1/27/2011 7:46:00 PM
Carbon disulfide	< 0.47	0.47		ug/m3	1	1/27/2011 7:46:00 PM
Carbon tetrachloride	0.32	0.96	J	ug/m3	1	1/27/2011 7:46:00 PM
Chlorobenzene	1.2	0.70		ug/m3	1	1/27/2011 7:46:00 PM
Chloroethane	< 0.40	0.40		ug/m3	1	1/27/2011 7:46:00 PM
Chloroform	< 0.74	0.74		ug/m3	1	1/27/2011 7:46:00 PM
Chloromethane	0.82	0.31		ug/m3	1	1/27/2011 7:46:00 PM
cis-1,2-Dichloroethene	< 0.60	0.60		ug/m3	1	1/27/2011 7:46:00 PM
cis-1,3-Dichloropropene	< 0.69	0.69		ug/m3	1	1/27/2011 7:46:00 PM
Cyclohexane	9.0	4.2		ug/m3	8	1/28/2011 10:21:00 PM
Dibromochloromethane	< 1.3	1.3		ug/m3	1	1/27/2011 7:46:00 PM
Ethyl acetate	< 0.92	0.92		ug/m3	1	1/27/2011 7:46:00 PM
Ethylbenzene	0.88	0.66		ug/m3	1	1/27/2011 7:46:00 PM
Freon 11	2.1	0.86		ug/m3	1	1/27/2011 7:46:00 PM

Qualifiers:

**	Reporting Limit	.	Results reported are not blank corrected
B	Analyte detected in the associated Method Blank	E	Value above quantitation range
H	Holding times for preparation or analysis exceeded	J	Analyte detected at or below quantitation limits
JN	Non-routine analyte. Quantitation estimated.	ND	Not Detected at the Reporting Limit
S	Spike Recovery outside accepted recovery limits		

CLIENT:	Arcadis	**Client Sample ID:**	SS-VMP 4
Lab Order:	C1101036	**Tag Number:**	554,381
Project:	Lockheed Martin NJ001014.0001	**Collection Date:**	1/25/2011
Lab ID:	C1101036-009A	**Matrix:**	

Analyses	Result	**Limit	Qual	Units	DF	Date Analyzed
1UG/M3 BY METHOD TO15		**TO-15**				Analyst: **LL**
Freon 113	< 1.2	1.2		ug/m3	1	1/27/2011 7:46:00 PM
Freon 114	< 1.1	1.1		ug/m3	1	1/27/2011 7:46:00 PM
Freon 12	2.4	0.75		ug/m3	1	1/27/2011 7:46:00 PM
Heptane	6.8	0.62		ug/m3	1	1/27/2011 7:46:00 PM
Hexachloro-1,3-butadiene	< 1.6	1.6		ug/m3	1	1/27/2011 7:46:00 PM
Hexane	1.3	0.54		ug/m3	1	1/27/2011 7:46:00 PM
Isopropyl alcohol	320	60		ug/m3	160	1/28/2011 10:54:00 PM
m&p-Xylene	1.9	1.3		ug/m3	1	1/27/2011 7:46:00 PM
Methyl Butyl Ketone	< 1.2	1.2		ug/m3	1	1/27/2011 7:46:00 PM
Methyl Ethyl Ketone	< 0.90	0.90		ug/m3	1	1/27/2011 7:46:00 PM
Methyl Isobutyl Ketone	< 1.2	1.2		ug/m3	1	1/27/2011 7:46:00 PM
Methyl tert-butyl ether	< 0.55	0.55		ug/m3	1	1/27/2011 7:46:00 PM
Methylene chloride	20	4.2		ug/m3	8	1/28/2011 10:21:00 PM
o-Xylene	1.1	0.66		ug/m3	1	1/27/2011 7:46:00 PM
Propylene	< 0.26	0.26		ug/m3	1	1/27/2011 7:46:00 PM
Styrene	4.2	0.65		ug/m3	1	1/27/2011 7:46:00 PM
Tetrachloroethylene	< 1.0	1.0		ug/m3	1	1/27/2011 7:46:00 PM
Tetrahydrofuran	< 0.45	0.45		ug/m3	1	1/27/2011 7:46:00 PM
Toluene	3.9	0.57		ug/m3	1	1/27/2011 7:46:00 PM
trans-1,2-Dichloroethene	< 0.60	0.60		ug/m3	1	1/27/2011 7:46:00 PM
trans-1,3-Dichloropropene	< 0.69	0.69		ug/m3	1	1/27/2011 7:46:00 PM
Trichloroethene	2.0	0.82		ug/m3	1	1/27/2011 7:46:00 PM
Vinyl acetate	< 0.54	0.54		ug/m3	1	1/27/2011 7:46:00 PM
Vinyl Bromide	< 0.67	0.67		ug/m3	1	1/27/2011 7:46:00 PM
Vinyl chloride	< 0.39	0.39		ug/m3	1	1/27/2011 7:46:00 PM

Qualifiers:

**	Reporting Limit	.	Results reported are not blank corrected
B	Analyte detected in the associated Method Blank	E	Value above quantitation range
H	Holding times for preparation or analysis exceeded	J	Analyte detected at or below quantitation limits
JN	Non-routine analyte. Quantitation estimated.	ND	Not Detected at the Reporting Limit
S	Spike Recovery outside accepted recovery limits		

CLIENT:	Arcadis	**Client Sample ID:**	SS-VMP 2C
Lab Order:	C1101036	**Tag Number:**	325,281
Project:	Lockheed Martin NJ001014.0001	**Collection Date:**	1/25/2011
Lab ID:	C1101036-010A	**Matrix:**	

Analyses	Result	**Limit	Qual	Units	DF	Date Analyzed
1UG/M3 BY METHOD TO15		**TO-15**				Analyst: **LL**
1,1,1-Trichloroethane	11	0.83		ug/m3	1	1/27/2011 8:20:00 PM
1,1,2,2-Tetrachloroethane	< 1.0	1.0		ug/m3	1	1/27/2011 8:20:00 PM
1,1,2-Trichloroethane	< 0.83	0.83		ug/m3	1	1/27/2011 8:20:00 PM
1,1-Dichloroethane	< 0.62	0.62		ug/m3	1	1/27/2011 8:20:00 PM
1,1-Dichloroethene	< 0.60	0.60		ug/m3	1	1/27/2011 8:20:00 PM
1,2,4-Trichlorobenzene	< 1.1	1.1		ug/m3	1	1/27/2011 8:20:00 PM
1,2,4-Trimethylbenzene	6.0	3.7		ug/m3	5	1/28/2011 11:27:00 PM
1,2-Dibromoethane	< 1.2	1.2		ug/m3	1	1/27/2011 8:20:00 PM
1,2-Dichlorobenzene	< 0.92	0.92		ug/m3	1	1/27/2011 8:20:00 PM
1,2-Dichloroethane	< 0.62	0.62		ug/m3	1	1/27/2011 8:20:00 PM
1,2-Dichloropropane	< 0.70	0.70		ug/m3	1	1/27/2011 8:20:00 PM
1,3,5-Trimethylbenzene	2.0	0.75		ug/m3	1	1/27/2011 8:20:00 PM
1,3-butadiene	< 0.34	0.34		ug/m3	1	1/27/2011 8:20:00 PM
1,3-Dichlorobenzene	< 0.92	0.92		ug/m3	1	1/27/2011 8:20:00 PM
1,4-Dichlorobenzene	< 0.92	0.92		ug/m3	1	1/27/2011 8:20:00 PM
1,4-Dioxane	< 1.1	1.1		ug/m3	1	1/27/2011 8:20:00 PM
2,2,4-trimethylpentane	< 0.71	0.71		ug/m3	1	1/27/2011 8:20:00 PM
4-ethyltoluene	1.6	0.75		ug/m3	1	1/27/2011 8:20:00 PM
Acetone	9.7	3.6		ug/m3	5	1/28/2011 11:27:00 PM
Allyl chloride	< 0.48	0.48		ug/m3	1	1/27/2011 8:20:00 PM
Benzene	0.58	0.49		ug/m3	1	1/27/2011 8:20:00 PM
Benzyl chloride	< 0.88	0.88		ug/m3	1	1/27/2011 8:20:00 PM
Bromodichloromethane	< 1.0	1.0		ug/m3	1	1/27/2011 8:20:00 PM
Bromoform	< 1.6	1.6		ug/m3	1	1/27/2011 8:20:00 PM
Bromomethane	< 0.59	0.59		ug/m3	1	1/27/2011 8:20:00 PM
Carbon disulfide	0.73	0.47		ug/m3	1	1/27/2011 8:20:00 PM
Carbon tetrachloride	0.26	0.96	J	ug/m3	1	1/27/2011 8:20:00 PM
Chlorobenzene	0.47	0.70	J	ug/m3	1	1/27/2011 8:20:00 PM
Chloroethane	< 0.40	0.40		ug/m3	1	1/27/2011 8:20:00 PM
Chloroform	4.5	0.74		ug/m3	1	1/27/2011 8:20:00 PM
Chloromethane	0.40	0.31		ug/m3	1	1/27/2011 8:20:00 PM
cis-1,2-Dichloroethene	< 0.60	0.60		ug/m3	1	1/27/2011 8:20:00 PM
cis-1,3-Dichloropropene	< 0.69	0.69		ug/m3	1	1/27/2011 8:20:00 PM
Cyclohexane	4.9	0.52		ug/m3	1	1/27/2011 8:20:00 PM
Dibromochloromethane	< 1.3	1.3		ug/m3	1	1/27/2011 8:20:00 PM
Ethyl acetate	< 0.92	0.92		ug/m3	1	1/27/2011 8:20:00 PM
Ethylbenzene	1.7	0.66		ug/m3	1	1/27/2011 8:20:00 PM
Freon 11	1.9	0.86		ug/m3	1	1/27/2011 8:20:00 PM

Qualifiers:

**	Reporting Limit
B	Analyte detected in the associated Method Blank
H	Holding times for preparation or analysis exceeded
JN	Non-routine analyte. Quantitation estimated.
S	Spike Recovery outside accepted recovery limits
.	Results reported are not blank corrected
E	Value above quantitation range
J	Analyte detected at or below quantitation limits
ND	Not Detected at the Reporting Limit

CLIENT:	Arcadis	**Client Sample ID:**	SS-VMP 2C
Lab Order:	C1101036	**Tag Number:**	325,281
Project:	Lockheed Martin NJ001014.0001	**Collection Date:**	1/25/2011
Lab ID:	C1101036-010A	**Matrix:**	

Analyses	Result	**Limit	Qual	Units	DF	Date Analyzed
1UG/M3 BY METHOD TO15		**TO-15**				Analyst: **LL**
Freon 113	2.6	1.2		ug/m3	1	1/27/2011 8:20:00 PM
Freon 114	< 1.1	1.1		ug/m3	1	1/27/2011 8:20:00 PM
Freon 12	2.2	0.75		ug/m3	1	1/27/2011 8:20:00 PM
Heptane	2.9	0.62		ug/m3	1	1/27/2011 8:20:00 PM
Hexachloro-1,3-butadiene	< 1.6	1.6		ug/m3	1	1/27/2011 8:20:00 PM
Hexane	0.64	0.54		ug/m3	1	1/27/2011 8:20:00 PM
Isopropyl alcohol	180	15		ug/m3	40	1/29/2011
m&p-Xylene	5.2	1.3		ug/m3	1	1/27/2011 8:20:00 PM
Methyl Butyl Ketone	< 1.2	1.2		ug/m3	1	1/27/2011 8:20:00 PM
Methyl Ethyl Ketone	< 0.90	0.90		ug/m3	1	1/27/2011 8:20:00 PM
Methyl Isobutyl Ketone	< 1.2	1.2		ug/m3	1	1/27/2011 8:20:00 PM
Methyl tert-butyl ether	< 0.55	0.55		ug/m3	1	1/27/2011 8:20:00 PM
Methylene chloride	9.2	2.6		ug/m3	5	1/28/2011 11:27:00 PM
o-Xylene	2.1	0.66		ug/m3	1	1/27/2011 8:20:00 PM
Propylene	< 0.26	0.26		ug/m3	1	1/27/2011 8:20:00 PM
Styrene	1.8	0.65		ug/m3	1	1/27/2011 8:20:00 PM
Tetrachloroethylene	11	1.0		ug/m3	1	1/27/2011 8:20:00 PM
Tetrahydrofuran	< 0.45	0.45		ug/m3	1	1/27/2011 8:20:00 PM
Toluene	4.3	0.57		ug/m3	1	1/27/2011 8:20:00 PM
trans-1,2-Dichloroethene	1.5	0.60		ug/m3	1	1/27/2011 8:20:00 PM
trans-1,3-Dichloropropene	< 0.69	0.69		ug/m3	1	1/27/2011 8:20:00 PM
Trichloroethene	3.3	0.82		ug/m3	1	1/27/2011 8:20:00 PM
Vinyl acetate	< 0.54	0.54		ug/m3	1	1/27/2011 8:20:00 PM
Vinyl Bromide	< 0.67	0.67		ug/m3	1	1/27/2011 8:20:00 PM
Vinyl chloride	< 0.39	0.39		ug/m3	1	1/27/2011 8:20:00 PM

Qualifiers:

**	Reporting Limit	.	Results reported are not blank corrected
B	Analyte detected in the associated Method Blank	E	Value above quantitation range
H	Holding times for preparation or analysis exceeded	J	Analyte detected at or below quantitation limits
JN	Non-routine analyte. Quantitation estimated.	ND	Not Detected at the Reporting Limit
S	Spike Recovery outside accepted recovery limits		

CLIENT:	Arcadis	**Client Sample ID:**	IA-VMP 5A
Lab Order:	C1101036	**Tag Number:**	363,386
Project:	Lockheed Martin NJ001014.0001	**Collection Date:**	1/25/2011
Lab ID:	C1101036-011A	**Matrix:**	

Analyses	Result	**Limit	Qual	Units	DF	Date Analyzed
1UG/M3 W/ 0.25UG/M3 CT-TCE-VC		**TO-15**				Analyst: **LL**
1,1,1-Trichloroethane	< 0.83	0.83		ug/m3	1	1/26/2011
1,1,2,2-Tetrachloroethane	< 1.0	1.0		ug/m3	1	1/26/2011
1,1,2-Trichloroethane	< 0.83	0.83		ug/m3	1	1/26/2011
1,1-Dichloroethane	< 0.62	0.62		ug/m3	1	1/26/2011
1,1-Dichloroethene	< 0.60	0.60		ug/m3	1	1/26/2011
1,2,4-Trichlorobenzene	< 1.1	1.1		ug/m3	1	1/26/2011
1,2,4-Trimethylbenzene	2.2	0.75		ug/m3	1	1/26/2011
1,2-Dibromoethane	< 1.2	1.2		ug/m3	1	1/26/2011
1,2-Dichlorobenzene	< 0.92	0.92		ug/m3	1	1/26/2011
1,2-Dichloroethane	< 0.62	0.62		ug/m3	1	1/26/2011
1,2-Dichloropropane	< 0.70	0.70		ug/m3	1	1/26/2011
1,3,5-Trimethylbenzene	0.70	0.75	J	ug/m3	1	1/26/2011
1,3-butadiene	< 0.34	0.34		ug/m3	1	1/26/2011
1,3-Dichlorobenzene	< 0.92	0.92		ug/m3	1	1/26/2011
1,4-Dichlorobenzene	34	9.2		ug/m3	10	1/27/2011 4:34:00 AM
1,4-Dioxane	< 1.1	1.1		ug/m3	1	1/26/2011
2,2,4-trimethylpentane	< 0.71	0.71		ug/m3	1	1/26/2011
4-ethyltoluene	< 0.75	0.75		ug/m3	1	1/26/2011
Acetone	56	29		ug/m3	40	1/28/2011 10:13:00 AM
Allyl chloride	< 0.48	0.48		ug/m3	1	1/26/2011
Benzene	1.2	0.49		ug/m3	1	1/26/2011
Benzyl chloride	< 0.88	0.88		ug/m3	1	1/26/2011
Bromodichloromethane	< 1.0	1.0		ug/m3	1	1/26/2011
Bromoform	< 1.6	1.6		ug/m3	1	1/26/2011
Bromomethane	< 0.59	0.59		ug/m3	1	1/26/2011
Carbon disulfide	< 0.47	0.47		ug/m3	1	1/26/2011
Carbon tetrachloride	0.32	0.26		ug/m3	1	1/26/2011
Chlorobenzene	< 0.70	0.70		ug/m3	1	1/26/2011
Chloroethane	< 0.40	0.40		ug/m3	1	1/26/2011
Chloroform	< 0.74	0.74		ug/m3	1	1/26/2011
Chloromethane	0.76	0.31		ug/m3	1	1/26/2011
cis-1,2-Dichloroethene	< 0.60	0.60		ug/m3	1	1/26/2011
cis-1,3-Dichloropropene	< 0.69	0.69		ug/m3	1	1/26/2011
Cyclohexane	2.6	0.52		ug/m3	1	1/26/2011
Dibromochloromethane	< 1.3	1.3		ug/m3	1	1/26/2011
Ethyl acetate	25	9.2		ug/m3	10	1/27/2011 4:34:00 AM
Ethylbenzene	0.84	0.66		ug/m3	1	1/26/2011
Freon 11	1.0	0.86		ug/m3	1	1/26/2011

Qualifiers:

**	Reporting Limit	.	Results reported are not blank corrected
B	Analyte detected in the associated Method Blank	E	Value above quantitation range
H	Holding times for preparation or analysis exceeded	J	Analyte detected at or below quantitation limits
JN	Non-routine analyte. Quantitation estimated.	ND	Not Detected at the Reporting Limit
S	Spike Recovery outside accepted recovery limits		

CLIENT:	Arcadis	**Client Sample ID:**	IA-VMP 5A
Lab Order:	C1101036	**Tag Number:**	363,386
Project:	Lockheed Martin NJ001014.0001	**Collection Date:**	1/25/2011
Lab ID:	C1101036-011A	**Matrix:**	

Analyses	Result	**Limit	Qual	Units	DF	Date Analyzed
1UG/M3 W/ 0.25UG/M3 CT-TCE-VC		**TO-15**				Analyst: **LL**
Freon 113	< 1.2	1.2		ug/m3	1	1/26/2011
Freon 114	< 1.1	1.1		ug/m3	1	1/26/2011
Freon 12	1.7	0.75		ug/m3	1	1/26/2011
Heptane	5.0	0.62		ug/m3	1	1/26/2011
Hexachloro-1,3-butadiene	< 1.6	1.6		ug/m3	1	1/26/2011
Hexane	1.7	0.54		ug/m3	1	1/26/2011
Isopropyl alcohol	540	120		ug/m3	320	1/28/2011 10:46:00 AM
m&p-Xylene	2.3	1.3		ug/m3	1	1/26/2011
Methyl Butyl Ketone	< 1.2	1.2		ug/m3	1	1/26/2011
Methyl Ethyl Ketone	3.7	0.90		ug/m3	1	1/26/2011
Methyl Isobutyl Ketone	< 1.2	1.2		ug/m3	1	1/26/2011
Methyl tert-butyl ether	< 0.55	0.55		ug/m3	1	1/26/2011
Methylene chloride	120	21		ug/m3	40	1/28/2011 10:13:00 AM
o-Xylene	0.62	0.66	J	ug/m3	1	1/26/2011
Propylene	< 0.26	0.26		ug/m3	1	1/26/2011
Styrene	< 0.65	0.65		ug/m3	1	1/26/2011
Tetrachloroethylene	< 1.0	1.0		ug/m3	1	1/26/2011
Tetrahydrofuran	1.7	0.45		ug/m3	1	1/26/2011
Toluene	31	5.7		ug/m3	10	1/27/2011 4:34:00 AM
trans-1,2-Dichloroethene	< 0.60	0.60		ug/m3	1	1/26/2011
trans-1,3-Dichloropropene	< 0.69	0.69		ug/m3	1	1/26/2011
Trichloroethene	0.76	0.22		ug/m3	1	1/26/2011
Vinyl acetate	< 0.54	0.54		ug/m3	1	1/26/2011
Vinyl Bromide	< 0.67	0.67		ug/m3	1	1/26/2011
Vinyl chloride	< 0.10	0.10		ug/m3	1	1/26/2011

CLIENT:	Arcadis	**Client Sample ID:**	SS-VMP 3D
Lab Order:	C1101036	**Tag Number:**	93,263
Project:	Lockheed Martin NJ001014.0001	**Collection Date:**	1/25/2011
Lab ID:	C1101036-012A	**Matrix:**	

Analyses	Result	**Limit	Qual	Units	DF	Date Analyzed
1UG/M3 BY METHOD TO15		**TO-15**				Analyst: **LL**
1,1,1-Trichloroethane	< 0.83	0.83		ug/m3	1	1/27/2011 8:53:00 PM
1,1,2,2-Tetrachloroethane	< 1.0	1.0		ug/m3	1	1/27/2011 8:53:00 PM
1,1,2-Trichloroethane	< 0.83	0.83		ug/m3	1	1/27/2011 8:53:00 PM
1,1-Dichloroethane	< 0.62	0.62		ug/m3	1	1/27/2011 8:53:00 PM
1,1-Dichloroethene	< 0.60	0.60		ug/m3	1	1/27/2011 8:53:00 PM
1,2,4-Trichlorobenzene	< 1.1	1.1		ug/m3	1	1/27/2011 8:53:00 PM
1,2,4-Trimethylbenzene	1.0	0.75		ug/m3	1	1/27/2011 8:53:00 PM
1,2-Dibromoethane	< 1.2	1.2		ug/m3	1	1/27/2011 8:53:00 PM
1,2-Dichlorobenzene	< 0.92	0.92		ug/m3	1	1/27/2011 8:53:00 PM
1,2-Dichloroethane	< 0.62	0.62		ug/m3	1	1/27/2011 8:53:00 PM
1,2-Dichloropropane	< 0.70	0.70		ug/m3	1	1/27/2011 8:53:00 PM
1,3,5-Trimethylbenzene	< 0.75	0.75		ug/m3	1	1/27/2011 8:53:00 PM
1,3-butadiene	< 0.34	0.34		ug/m3	1	1/27/2011 8:53:00 PM
1,3-Dichlorobenzene	< 0.92	0.92		ug/m3	1	1/27/2011 8:53:00 PM
1,4-Dichlorobenzene	0.73	0.92	J	ug/m3	1	1/27/2011 8:53:00 PM
1,4-Dioxane	< 1.1	1.1		ug/m3	1	1/27/2011 8:53:00 PM
2,2,4-trimethylpentane	< 0.71	0.71		ug/m3	1	1/27/2011 8:53:00 PM
4-ethyltoluene	< 0.75	0.75		ug/m3	1	1/27/2011 8:53:00 PM
Acetone	8.2	3.6		ug/m3	5	1/29/2011 12:34:00 AM
Allyl chloride	< 0.48	0.48		ug/m3	1	1/27/2011 8:53:00 PM
Benzene	0.94	0.49		ug/m3	1	1/27/2011 8:53:00 PM
Benzyl chloride	< 0.88	0.88		ug/m3	1	1/27/2011 8:53:00 PM
Bromodichloromethane	< 1.0	1.0		ug/m3	1	1/27/2011 8:53:00 PM
Bromoform	< 1.6	1.6		ug/m3	1	1/27/2011 8:53:00 PM
Bromomethane	< 0.59	0.59		ug/m3	1	1/27/2011 8:53:00 PM
Carbon disulfide	< 0.47	0.47		ug/m3	1	1/27/2011 8:53:00 PM
Carbon tetrachloride	0.32	0.96	J	ug/m3	1	1/27/2011 8:53:00 PM
Chlorobenzene	< 0.70	0.70		ug/m3	1	1/27/2011 8:53:00 PM
Chloroethane	< 0.40	0.40		ug/m3	1	1/27/2011 8:53:00 PM
Chloroform	< 0.74	0.74		ug/m3	1	1/27/2011 8:53:00 PM
Chloromethane	0.73	0.31		ug/m3	1	1/27/2011 8:53:00 PM
cis-1,2-Dichloroethene	< 0.60	0.60		ug/m3	1	1/27/2011 8:53:00 PM
cis-1,3-Dichloropropene	< 0.69	0.69		ug/m3	1	1/27/2011 8:53:00 PM
Cyclohexane	< 0.52	0.52		ug/m3	1	1/27/2011 8:53:00 PM
Dibromochloromethane	< 1.3	1.3		ug/m3	1	1/27/2011 8:53:00 PM
Ethyl acetate	< 0.92	0.92		ug/m3	1	1/27/2011 8:53:00 PM
Ethylbenzene	0.62	0.66	J	ug/m3	1	1/27/2011 8:53:00 PM
Freon 11	1.3	0.86		ug/m3	1	1/27/2011 8:53:00 PM

Qualifiers:

**	Reporting Limit
B	Analyte detected in the associated Method Blank
H	Holding times for preparation or analysis exceeded
JN	Non-routine analyte. Quantitation estimated.
S	Spike Recovery outside accepted recovery limits
.	Results reported are not blank corrected
E	Value above quantitation range
J	Analyte detected at or below quantitation limits
ND	Not Detected at the Reporting Limit

CLIENT:	Arcadis	**Client Sample ID:**	SS-VMP 3D
Lab Order:	C1101036	**Tag Number:**	93,263
Project:	Lockheed Martin NJ001014.0001	**Collection Date:**	1/25/2011
Lab ID:	C1101036-012A	**Matrix:**	

Analyses	Result	**Limit	Qual	Units	DF	Date Analyzed
1UG/M3 BY METHOD TO15		**TO-15**				Analyst: **LL**
Freon 113	< 1.2	1.2		ug/m3	1	1/27/2011 8:53:00 PM
Freon 114	< 1.1	1.1		ug/m3	1	1/27/2011 8:53:00 PM
Freon 12	2.1	0.75		ug/m3	1	1/27/2011 8:53:00 PM
Heptane	3.2	0.62		ug/m3	1	1/27/2011 8:53:00 PM
Hexachloro-1,3-butadiene	< 1.6	1.6		ug/m3	1	1/27/2011 8:53:00 PM
Hexane	0.97	0.54		ug/m3	1	1/27/2011 8:53:00 PM
Isopropyl alcohol	55	7.5		ug/m3	20	1/29/2011 1:08:00 AM
m&p-Xylene	1.2	1.3	J	ug/m3	1	1/27/2011 8:53:00 PM
Methyl Butyl Ketone	< 1.2	1.2		ug/m3	1	1/27/2011 8:53:00 PM
Methyl Ethyl Ketone	< 0.90	0.90		ug/m3	1	1/27/2011 8:53:00 PM
Methyl Isobutyl Ketone	< 1.2	1.2		ug/m3	1	1/27/2011 8:53:00 PM
Methyl tert-butyl ether	< 0.55	0.55		ug/m3	1	1/27/2011 8:53:00 PM
Methylene chloride	28	2.6		ug/m3	5	1/29/2011 12:34:00 AM
o-Xylene	0.49	0.66	J	ug/m3	1	1/27/2011 8:53:00 PM
Propylene	< 0.26	0.26		ug/m3	1	1/27/2011 8:53:00 PM
Styrene	2.7	0.65		ug/m3	1	1/27/2011 8:53:00 PM
Tetrachloroethylene	< 1.0	1.0		ug/m3	1	1/27/2011 8:53:00 PM
Tetrahydrofuran	< 0.45	0.45		ug/m3	1	1/27/2011 8:53:00 PM
Toluene	3.2	0.57		ug/m3	1	1/27/2011 8:53:00 PM
trans-1,2-Dichloroethene	< 0.60	0.60		ug/m3	1	1/27/2011 8:53:00 PM
trans-1,3-Dichloropropene	< 0.69	0.69		ug/m3	1	1/27/2011 8:53:00 PM
Trichloroethene	0.49	0.82	J	ug/m3	1	1/27/2011 8:53:00 PM
Vinyl acetate	< 0.54	0.54		ug/m3	1	1/27/2011 8:53:00 PM
Vinyl Bromide	< 0.67	0.67		ug/m3	1	1/27/2011 8:53:00 PM
Vinyl chloride	< 0.39	0.39		ug/m3	1	1/27/2011 8:53:00 PM

Qualifiers:

**	Reporting Limit	.	Results reported are not blank corrected
B	Analyte detected in the associated Method Blank	E	Value above quantitation range
H	Holding times for preparation or analysis exceeded	J	Analyte detected at or below quantitation limits
JN	Non-routine analyte. Quantitation estimated.	ND	Not Detected at the Reporting Limit
S	Spike Recovery outside accepted recovery limits		

CLIENT:	Arcadis	**Client Sample ID:**	SS-DUPE
Lab Order:	C1101036	**Tag Number:**	157,263
Project:	Lockheed Martin NJ001014.0001	**Collection Date:**	1/25/2011
Lab ID:	C1101036-013A	**Matrix:**	

Analyses	Result	**Limit	Qual	Units	DF	Date Analyzed
1UG/M3 BY METHOD TO15		**TO-15**				Analyst: **LL**
1,1,1-Trichloroethane	< 0.83	0.83		ug/m3	1	1/27/2011 9:28:00 PM
1,1,2,2-Tetrachloroethane	< 1.0	1.0		ug/m3	1	1/27/2011 9:28:00 PM
1,1,2-Trichloroethane	< 0.83	0.83		ug/m3	1	1/27/2011 9:28:00 PM
1,1-Dichloroethane	< 0.62	0.62		ug/m3	1	1/27/2011 9:28:00 PM
1,1-Dichloroethene	< 0.60	0.60		ug/m3	1	1/27/2011 9:28:00 PM
1,2,4-Trichlorobenzene	< 1.1	1.1		ug/m3	1	1/27/2011 9:28:00 PM
1,2,4-Trimethylbenzene	0.95	0.75		ug/m3	1	1/27/2011 9:28:00 PM
1,2-Dibromoethane	< 1.2	1.2		ug/m3	1	1/27/2011 9:28:00 PM
1,2-Dichlorobenzene	< 0.92	0.92		ug/m3	1	1/27/2011 9:28:00 PM
1,2-Dichloroethane	< 0.62	0.62		ug/m3	1	1/27/2011 9:28:00 PM
1,2-Dichloropropane	< 0.70	0.70		ug/m3	1	1/27/2011 9:28:00 PM
1,3,5-Trimethylbenzene	< 0.75	0.75		ug/m3	1	1/27/2011 9:28:00 PM
1,3-butadiene	< 0.34	0.34		ug/m3	1	1/27/2011 9:28:00 PM
1,3-Dichlorobenzene	< 0.92	0.92		ug/m3	1	1/27/2011 9:28:00 PM
1,4-Dichlorobenzene	0.67	0.92	J	ug/m3	1	1/27/2011 9:28:00 PM
1,4-Dioxane	< 1.1	1.1		ug/m3	1	1/27/2011 9:28:00 PM
2,2,4-trimethylpentane	< 0.71	0.71		ug/m3	1	1/27/2011 9:28:00 PM
4-ethyltoluene	< 0.75	0.75		ug/m3	1	1/27/2011 9:28:00 PM
Acetone	7.8	3.6		ug/m3	5	1/29/2011 1:42:00 AM
Allyl chloride	< 0.48	0.48		ug/m3	1	1/27/2011 9:28:00 PM
Benzene	0.94	0.49		ug/m3	1	1/27/2011 9:28:00 PM
Benzyl chloride	< 0.88	0.88		ug/m3	1	1/27/2011 9:28:00 PM
Bromodichloromethane	< 1.0	1.0		ug/m3	1	1/27/2011 9:28:00 PM
Bromoform	< 1.6	1.6		ug/m3	1	1/27/2011 9:28:00 PM
Bromomethane	< 0.59	0.59		ug/m3	1	1/27/2011 9:28:00 PM
Carbon disulfide	< 0.47	0.47		ug/m3	1	1/27/2011 9:28:00 PM
Carbon tetrachloride	0.32	0.96	J	ug/m3	1	1/27/2011 9:28:00 PM
Chlorobenzene	< 0.70	0.70		ug/m3	1	1/27/2011 9:28:00 PM
Chloroethane	< 0.40	0.40		ug/m3	1	1/27/2011 9:28:00 PM
Chloroform	< 0.74	0.74		ug/m3	1	1/27/2011 9:28:00 PM
Chloromethane	0.55	0.31		ug/m3	1	1/27/2011 9:28:00 PM
cis-1,2-Dichloroethene	< 0.60	0.60		ug/m3	1	1/27/2011 9:28:00 PM
cis-1,3-Dichloropropene	< 0.69	0.69		ug/m3	1	1/27/2011 9:28:00 PM
Cyclohexane	1.6	0.52		ug/m3	1	1/27/2011 9:28:00 PM
Dibromochloromethane	< 1.3	1.3		ug/m3	1	1/27/2011 9:28:00 PM
Ethyl acetate	< 0.92	0.92		ug/m3	1	1/27/2011 9:28:00 PM
Ethylbenzene	0.44	0.66	J	ug/m3	1	1/27/2011 9:28:00 PM
Freon 11	1.1	0.86		ug/m3	1	1/27/2011 9:28:00 PM

Qualifiers:

**	Reporting Limit	.	Results reported are not blank corrected
B	Analyte detected in the associated Method Blank	E	Value above quantitation range
H	Holding times for preparation or analysis exceeded	J	Analyte detected at or below quantitation limits
JN	Non-routine analyte. Quantitation estimated.	ND	Not Detected at the Reporting Limit
S	Spike Recovery outside accepted recovery limits		

CLIENT:	Arcadis	**Client Sample ID:**	SS-DUPE
Lab Order:	C1101036	**Tag Number:**	157,263
Project:	Lockheed Martin NJ001014.0001	**Collection Date:**	1/25/2011
Lab ID:	C1101036-013A	**Matrix:**	

Analyses	Result	**Limit	Qual	Units	DF	Date Analyzed
1UG/M3 BY METHOD TO15		**TO-15**				Analyst: **LL**
Freon 113	< 1.2	1.2		ug/m3	1	1/27/2011 9:28:00 PM
Freon 114	< 1.1	1.1		ug/m3	1	1/27/2011 9:28:00 PM
Freon 12	1.9	0.75		ug/m3	1	1/27/2011 9:28:00 PM
Heptane	3.2	0.62		ug/m3	1	1/27/2011 9:28:00 PM
Hexachloro-1,3-butadiene	< 1.6	1.6		ug/m3	1	1/27/2011 9:28:00 PM
Hexane	0.75	0.54		ug/m3	1	1/27/2011 9:28:00 PM
Isopropyl alcohol	63	7.5		ug/m3	20	1/29/2011 2:15:00 AM
m&p-Xylene	1.1	1.3	J	ug/m3	1	1/27/2011 9:28:00 PM
Methyl Butyl Ketone	< 1.2	1.2		ug/m3	1	1/27/2011 9:28:00 PM
Methyl Ethyl Ketone	< 0.90	0.90		ug/m3	1	1/27/2011 9:28:00 PM
Methyl Isobutyl Ketone	< 1.2	1.2		ug/m3	1	1/27/2011 9:28:00 PM
Methyl tert-butyl ether	< 0.55	0.55		ug/m3	1	1/27/2011 9:28:00 PM
Methylene chloride	28	2.6		ug/m3	5	1/29/2011 1:42:00 AM
o-Xylene	0.49	0.66	J	ug/m3	1	1/27/2011 9:28:00 PM
Propylene	< 0.26	0.26		ug/m3	1	1/27/2011 9:28:00 PM
Styrene	2.5	0.65		ug/m3	1	1/27/2011 9:28:00 PM
Tetrachloroethylene	< 1.0	1.0		ug/m3	1	1/27/2011 9:28:00 PM
Tetrahydrofuran	< 0.45	0.45		ug/m3	1	1/27/2011 9:28:00 PM
Toluene	3.0	0.57		ug/m3	1	1/27/2011 9:28:00 PM
trans-1,2-Dichloroethene	< 0.60	0.60		ug/m3	1	1/27/2011 9:28:00 PM
trans-1,3-Dichloropropene	< 0.69	0.69		ug/m3	1	1/27/2011 9:28:00 PM
Trichloroethene	0.60	0.82	J	ug/m3	1	1/27/2011 9:28:00 PM
Vinyl acetate	< 0.54	0.54		ug/m3	1	1/27/2011 9:28:00 PM
Vinyl Bromide	< 0.67	0.67		ug/m3	1	1/27/2011 9:28:00 PM
Vinyl chloride	< 0.39	0.39		ug/m3	1	1/27/2011 9:28:00 PM

Qualifiers:

**	Reporting Limit
B	Analyte detected in the associated Method Blank
H	Holding times for preparation or analysis exceeded
JN	Non-routine analyte. Quantitation estimated.
S	Spike Recovery outside accepted recovery limits
.	Results reported are not blank corrected
E	Value above quantitation range
J	Analyte detected at or below quantitation limits
ND	Not Detected at the Reporting Limit

CLIENT:	Arcadis	**Client Sample ID:**	SS-VMP 2B
Lab Order:	C1101036	**Tag Number:**	415,44
Project:	Lockheed Martin NJ001014.0001	**Collection Date:**	1/25/2011
Lab ID:	C1101036-014A	**Matrix:**	

Analyses	Result	**Limit	Qual	Units	DF	Date Analyzed
1UG/M3 BY METHOD TO15		**TO-15**				Analyst: **LL**
1,1,1-Trichloroethane	69	8.3		ug/m3	10	1/27/2011 10:35:00 PM
1,1,2,2-Tetrachloroethane	< 1.0	1.0		ug/m3	1	1/27/2011 10:02:00 PM
1,1,2-Trichloroethane	< 0.83	0.83		ug/m3	1	1/27/2011 10:02:00 PM
1,1-Dichloroethane	< 0.62	0.62		ug/m3	1	1/27/2011 10:02:00 PM
1,1-Dichloroethene	< 0.60	0.60		ug/m3	1	1/27/2011 10:02:00 PM
1,2,4-Trichlorobenzene	< 1.1	1.1		ug/m3	1	1/27/2011 10:02:00 PM
1,2,4-Trimethylbenzene	4.3	0.75		ug/m3	1	1/27/2011 10:02:00 PM
1,2-Dibromoethane	< 1.2	1.2		ug/m3	1	1/27/2011 10:02:00 PM
1,2-Dichlorobenzene	< 0.92	0.92		ug/m3	1	1/27/2011 10:02:00 PM
1,2-Dichloroethane	< 0.62	0.62		ug/m3	1	1/27/2011 10:02:00 PM
1,2-Dichloropropane	< 0.70	0.70		ug/m3	1	1/27/2011 10:02:00 PM
1,3,5-Trimethylbenzene	1.0	0.75		ug/m3	1	1/27/2011 10:02:00 PM
1,3-butadiene	< 0.34	0.34		ug/m3	1	1/27/2011 10:02:00 PM
1,3-Dichlorobenzene	< 0.92	0.92		ug/m3	1	1/27/2011 10:02:00 PM
1,4-Dichlorobenzene	< 0.92	0.92		ug/m3	1	1/27/2011 10:02:00 PM
1,4-Dioxane	< 1.1	1.1		ug/m3	1	1/27/2011 10:02:00 PM
2,2,4-trimethylpentane	< 0.71	0.71		ug/m3	1	1/27/2011 10:02:00 PM
4-ethyltoluene	0.55	0.75	J	ug/m3	1	1/27/2011 10:02:00 PM
Acetone	4.8	0.72		ug/m3	1	1/27/2011 10:02:00 PM
Allyl chloride	< 0.48	0.48		ug/m3	1	1/27/2011 10:02:00 PM
Benzene	< 0.49	0.49		ug/m3	1	1/27/2011 10:02:00 PM
Benzyl chloride	< 0.88	0.88		ug/m3	1	1/27/2011 10:02:00 PM
Bromodichloromethane	< 1.0	1.0		ug/m3	1	1/27/2011 10:02:00 PM
Bromoform	< 1.6	1.6		ug/m3	1	1/27/2011 10:02:00 PM
Bromomethane	< 0.59	0.59		ug/m3	1	1/27/2011 10:02:00 PM
Carbon disulfide	0.76	0.47		ug/m3	1	1/27/2011 10:02:00 PM
Carbon tetrachloride	0.32	0.96	J	ug/m3	1	1/27/2011 10:02:00 PM
Chlorobenzene	< 0.70	0.70		ug/m3	1	1/27/2011 10:02:00 PM
Chloroethane	< 0.40	0.40		ug/m3	1	1/27/2011 10:02:00 PM
Chloroform	0.89	0.74		ug/m3	1	1/27/2011 10:02:00 PM
Chloromethane	< 0.31	0.31		ug/m3	1	1/27/2011 10:02:00 PM
cis-1,2-Dichloroethene	< 0.60	0.60		ug/m3	1	1/27/2011 10:02:00 PM
cis-1,3-Dichloropropene	< 0.69	0.69		ug/m3	1	1/27/2011 10:02:00 PM
Cyclohexane	< 0.52	0.52		ug/m3	1	1/27/2011 10:02:00 PM
Dibromochloromethane	< 1.3	1.3		ug/m3	1	1/27/2011 10:02:00 PM
Ethyl acetate	< 0.92	0.92		ug/m3	1	1/27/2011 10:02:00 PM
Ethylbenzene	0.66	0.66		ug/m3	1	1/27/2011 10:02:00 PM
Freon 11	2.3	0.86		ug/m3	1	1/27/2011 10:02:00 PM

Qualifiers:

**	Reporting Limit	.	Results reported are not blank corrected
B	Analyte detected in the associated Method Blank	E	Value above quantitation range
H	Holding times for preparation or analysis exceeded	J	Analyte detected at or below quantitation limits
JN	Non-routine analyte. Quantitation estimated.	ND	Not Detected at the Reporting Limit
S	Spike Recovery outside accepted recovery limits		

CLIENT:	Arcadis	**Client Sample ID:**	SS-VMP 2B
Lab Order:	C1101036	**Tag Number:**	415,44
Project:	Lockheed Martin NJ001014.0001	**Collection Date:**	1/25/2011
Lab ID:	C1101036-014A	**Matrix:**	

Analyses	Result	**Limit	Qual	Units	DF	Date Analyzed
1UG/M3 BY METHOD TO15		**TO-15**				Analyst: **LL**
Freon 113	3.7	1.2		ug/m3	1	1/27/2011 10:02:00 PM
Freon 114	< 1.1	1.1		ug/m3	1	1/27/2011 10:02:00 PM
Freon 12	33	7.5		ug/m3	10	1/27/2011 10:35:00 PM
Heptane	< 0.62	0.62		ug/m3	1	1/27/2011 10:02:00 PM
Hexachloro-1,3-butadiene	< 1.6	1.6		ug/m3	1	1/27/2011 10:02:00 PM
Hexane	< 0.54	0.54		ug/m3	1	1/27/2011 10:02:00 PM
Isopropyl alcohol	3.1	0.37		ug/m3	1	1/27/2011 10:02:00 PM
m&p-Xylene	2.3	1.3		ug/m3	1	1/27/2011 10:02:00 PM
Methyl Butyl Ketone	< 1.2	1.2		ug/m3	1	1/27/2011 10:02:00 PM
Methyl Ethyl Ketone	< 0.90	0.90		ug/m3	1	1/27/2011 10:02:00 PM
Methyl Isobutyl Ketone	< 1.2	1.2		ug/m3	1	1/27/2011 10:02:00 PM
Methyl tert-butyl ether	< 0.55	0.55		ug/m3	1	1/27/2011 10:02:00 PM
Methylene chloride	< 0.53	0.53		ug/m3	1	1/27/2011 10:02:00 PM
o-Xylene	1.0	0.66		ug/m3	1	1/27/2011 10:02:00 PM
Propylene	< 0.26	0.26		ug/m3	1	1/27/2011 10:02:00 PM
Styrene	< 0.65	0.65		ug/m3	1	1/27/2011 10:02:00 PM
Tetrachloroethylene	90	10		ug/m3	10	1/27/2011 10:35:00 PM
Tetrahydrofuran	< 0.45	0.45		ug/m3	1	1/27/2011 10:02:00 PM
Toluene	2.2	0.57		ug/m3	1	1/27/2011 10:02:00 PM
trans-1,2-Dichloroethene	< 0.60	0.60		ug/m3	1	1/27/2011 10:02:00 PM
trans-1,3-Dichloropropene	< 0.69	0.69		ug/m3	1	1/27/2011 10:02:00 PM
Trichloroethene	33	8.2		ug/m3	10	1/27/2011 10:35:00 PM
Vinyl acetate	< 0.54	0.54		ug/m3	1	1/27/2011 10:02:00 PM
Vinyl Bromide	< 0.67	0.67		ug/m3	1	1/27/2011 10:02:00 PM
Vinyl chloride	< 0.39	0.39		ug/m3	1	1/27/2011 10:02:00 PM

Qualifiers:

**	Reporting Limit
B	Analyte detected in the associated Method Blank
H	Holding times for preparation or analysis exceeded
JN	Non-routine analyte. Quantitation estimated.
S	Spike Recovery outside accepted recovery limits
.	Results reported are not blank corrected
E	Value above quantitation range
J	Analyte detected at or below quantitation limits
ND	Not Detected at the Reporting Limit

CLIENT:	Arcadis	**Client Sample ID:**	IA-VMP 4
Lab Order:	C1101036	**Tag Number:**	163,147
Project:	Lockheed Martin NJ001014.0001	**Collection Date:**	1/24/2011
Lab ID:	C1101036-015A	**Matrix:**	

Analyses	Result	**Limit	Qual	Units	DF	Date Analyzed
1UG/M3 W/ 0.25UG/M3 CT-TCE-VC		**TO-15**				Analyst: **LL**
1,1,1-Trichloroethane	< 0.83	0.83		ug/m3	1	1/27/2011 5:09:00 AM
1,1,2,2-Tetrachloroethane	< 1.0	1.0		ug/m3	1	1/27/2011 5:09:00 AM
1,1,2-Trichloroethane	< 0.83	0.83		ug/m3	1	1/27/2011 5:09:00 AM
1,1-Dichloroethane	< 0.62	0.62		ug/m3	1	1/27/2011 5:09:00 AM
1,1-Dichloroethene	< 0.60	0.60		ug/m3	1	1/27/2011 5:09:00 AM
1,2,4-Trichlorobenzene	< 1.1	1.1		ug/m3	1	1/27/2011 5:09:00 AM
1,2,4-Trimethylbenzene	9.6	0.75		ug/m3	1	1/27/2011 5:09:00 AM
1,2-Dibromoethane	< 1.2	1.2		ug/m3	1	1/27/2011 5:09:00 AM
1,2-Dichlorobenzene	< 0.92	0.92		ug/m3	1	1/27/2011 5:09:00 AM
1,2-Dichloroethane	< 0.62	0.62		ug/m3	1	1/27/2011 5:09:00 AM
1,2-Dichloropropane	< 0.70	0.70		ug/m3	1	1/27/2011 5:09:00 AM
1,3,5-Trimethylbenzene	2.2	0.75		ug/m3	1	1/27/2011 5:09:00 AM
1,3-butadiene	< 0.34	0.34		ug/m3	1	1/27/2011 5:09:00 AM
1,3-Dichlorobenzene	< 0.92	0.92		ug/m3	1	1/27/2011 5:09:00 AM
1,4-Dichlorobenzene	< 0.92	0.92		ug/m3	1	1/27/2011 5:09:00 AM
1,4-Dioxane	< 1.1	1.1		ug/m3	1	1/27/2011 5:09:00 AM
2,2,4-trimethylpentane	< 0.71	0.71		ug/m3	1	1/27/2011 5:09:00 AM
4-ethyltoluene	1.8	0.75		ug/m3	1	1/27/2011 5:09:00 AM
Acetone	22	7.2		ug/m3	10	1/27/2011 5:43:00 AM
Allyl chloride	< 0.48	0.48		ug/m3	1	1/27/2011 5:09:00 AM
Benzene	1.1	0.49		ug/m3	1	1/27/2011 5:09:00 AM
Benzyl chloride	< 0.88	0.88		ug/m3	1	1/27/2011 5:09:00 AM
Bromodichloromethane	< 1.0	1.0		ug/m3	1	1/27/2011 5:09:00 AM
Bromoform	< 1.6	1.6		ug/m3	1	1/27/2011 5:09:00 AM
Bromomethane	< 0.59	0.59		ug/m3	1	1/27/2011 5:09:00 AM
Carbon disulfide	< 0.47	0.47		ug/m3	1	1/27/2011 5:09:00 AM
Carbon tetrachloride	0.38	0.26		ug/m3	1	1/27/2011 5:09:00 AM
Chlorobenzene	0.98	0.70		ug/m3	1	1/27/2011 5:09:00 AM
Chloroethane	< 0.40	0.40		ug/m3	1	1/27/2011 5:09:00 AM
Chloroform	0.55	0.74	J	ug/m3	1	1/27/2011 5:09:00 AM
Chloromethane	0.76	0.31		ug/m3	1	1/27/2011 5:09:00 AM
cis-1,2-Dichloroethene	1.4	0.60		ug/m3	1	1/27/2011 5:09:00 AM
cis-1,3-Dichloropropene	< 0.69	0.69		ug/m3	1	1/27/2011 5:09:00 AM
Cyclohexane	10	5.2		ug/m3	10	1/27/2011 5:43:00 AM
Dibromochloromethane	< 1.3	1.3		ug/m3	1	1/27/2011 5:09:00 AM
Ethyl acetate	< 0.92	0.92		ug/m3	1	1/27/2011 5:09:00 AM
Ethylbenzene	0.71	0.66		ug/m3	1	1/27/2011 5:09:00 AM
Freon 11	1.9	0.86		ug/m3	1	1/27/2011 5:09:00 AM

Qualifiers:

**	Reporting Limit	.	Results reported are not blank corrected
B	Analyte detected in the associated Method Blank	E	Value above quantitation range
H	Holding times for preparation or analysis exceeded	J	Analyte detected at or below quantitation limits
JN	Non-routine analyte. Quantitation estimated.	ND	Not Detected at the Reporting Limit
S	Spike Recovery outside accepted recovery limits		

CLIENT:	Arcadis	**Client Sample ID:**	IA-VMP 4
Lab Order:	C1101036	**Tag Number:**	163,147
Project:	Lockheed Martin NJ001014.0001	**Collection Date:**	1/24/2011
Lab ID:	C1101036-015A	**Matrix:**	

Analyses	Result	**Limit	Qual	Units	DF	Date Analyzed
1UG/M3 W/ 0.25UG/M3 CT-TCE-VC		**TO-15**				Analyst: **LL**
Freon 113	< 1.2	1.2		ug/m3	1	1/27/2011 5:09:00 AM
Freon 114	< 1.1	1.1		ug/m3	1	1/27/2011 5:09:00 AM
Freon 12	2.0	0.75		ug/m3	1	1/27/2011 5:09:00 AM
Heptane	3.9	0.62		ug/m3	1	1/27/2011 5:09:00 AM
Hexachloro-1,3-butadiene	< 1.6	1.6		ug/m3	1	1/27/2011 5:09:00 AM
Hexane	1.4	0.54		ug/m3	1	1/27/2011 5:09:00 AM
Isopropyl alcohol	180	30		ug/m3	80	1/29/2011 3:24:00 AM
m&p-Xylene	1.5	1.3		ug/m3	1	1/27/2011 5:09:00 AM
Methyl Butyl Ketone	< 1.2	1.2		ug/m3	1	1/27/2011 5:09:00 AM
Methyl Ethyl Ketone	< 0.90	0.90		ug/m3	1	1/27/2011 5:09:00 AM
Methyl Isobutyl Ketone	< 1.2	1.2		ug/m3	1	1/27/2011 5:09:00 AM
Methyl tert-butyl ether	< 0.55	0.55		ug/m3	1	1/27/2011 5:09:00 AM
Methylene chloride	23	5.3		ug/m3	10	1/27/2011 5:43:00 AM
o-Xylene	0.93	0.66		ug/m3	1	1/27/2011 5:09:00 AM
Propylene	< 0.26	0.26		ug/m3	1	1/27/2011 5:09:00 AM
Styrene	3.6	0.65		ug/m3	1	1/27/2011 5:09:00 AM
Tetrachloroethylene	0.90	1.0	J	ug/m3	1	1/27/2011 5:09:00 AM
Tetrahydrofuran	< 0.45	0.45		ug/m3	1	1/27/2011 5:09:00 AM
Toluene	3.6	0.57		ug/m3	1	1/27/2011 5:09:00 AM
trans-1,2-Dichloroethene	< 0.60	0.60		ug/m3	1	1/27/2011 5:09:00 AM
trans-1,3-Dichloropropene	< 0.69	0.69		ug/m3	1	1/27/2011 5:09:00 AM
Trichloroethene	7.8	0.22		ug/m3	1	1/27/2011 5:09:00 AM
Vinyl acetate	< 0.54	0.54		ug/m3	1	1/27/2011 5:09:00 AM
Vinyl Bromide	< 0.67	0.67		ug/m3	1	1/27/2011 5:09:00 AM
Vinyl chloride	< 0.10	0.10		ug/m3	1	1/27/2011 5:09:00 AM

Qualifiers:

**	Reporting Limit	.	Results reported are not blank corrected
B	Analyte detected in the associated Method Blank	E	Value above quantitation range
H	Holding times for preparation or analysis exceeded	J	Analyte detected at or below quantitation limits
JN	Non-routine analyte. Quantitation estimated.	ND	Not Detected at the Reporting Limit
S	Spike Recovery outside accepted recovery limits		

CLIENT:	Arcadis	**Client Sample ID:**	Trip Blank
Lab Order:	C1101036	**Tag Number:**	228
Project:	Lockheed Martin NJ001014.0001	**Collection Date:**	1/24/2011
Lab ID:	C1101036-016A	**Matrix:**	AIR

Analyses	Result	**Limit	Qual	Units	DF	Date Analyzed
1UG/M3 W/ 0.25UG/M3 CT-TCE-VC		**TO-15**				Analyst: **LL**
1,1,1-Trichloroethane	< 0.83	0.83		ug/m3	1	1/27/2011 3:01:00 PM
1,1,2,2-Tetrachloroethane	< 1.0	1.0		ug/m3	1	1/27/2011 3:01:00 PM
1,1,2-Trichloroethane	< 0.83	0.83		ug/m3	1	1/27/2011 3:01:00 PM
1,1-Dichloroethane	< 0.62	0.62		ug/m3	1	1/27/2011 3:01:00 PM
1,1-Dichloroethene	< 0.60	0.60		ug/m3	1	1/27/2011 3:01:00 PM
1,2,4-Trichlorobenzene	< 1.1	1.1		ug/m3	1	1/27/2011 3:01:00 PM
1,2,4-Trimethylbenzene	< 0.75	0.75		ug/m3	1	1/27/2011 3:01:00 PM
1,2-Dibromoethane	< 1.2	1.2		ug/m3	1	1/27/2011 3:01:00 PM
1,2-Dichlorobenzene	< 0.92	0.92		ug/m3	1	1/27/2011 3:01:00 PM
1,2-Dichloroethane	< 0.62	0.62		ug/m3	1	1/27/2011 3:01:00 PM
1,2-Dichloropropane	< 0.70	0.70		ug/m3	1	1/27/2011 3:01:00 PM
1,3,5-Trimethylbenzene	< 0.75	0.75		ug/m3	1	1/27/2011 3:01:00 PM
1,3-butadiene	< 0.34	0.34		ug/m3	1	1/27/2011 3:01:00 PM
1,3-Dichlorobenzene	< 0.92	0.92		ug/m3	1	1/27/2011 3:01:00 PM
1,4-Dichlorobenzene	< 0.92	0.92		ug/m3	1	1/27/2011 3:01:00 PM
1,4-Dioxane	< 1.1	1.1		ug/m3	1	1/27/2011 3:01:00 PM
2,2,4-trimethylpentane	< 0.71	0.71		ug/m3	1	1/27/2011 3:01:00 PM
4-ethyltoluene	< 0.75	0.75		ug/m3	1	1/27/2011 3:01:00 PM
Acetone	< 0.72	0.72		ug/m3	1	1/27/2011 3:01:00 PM
Allyl chloride	< 0.48	0.48		ug/m3	1	1/27/2011 3:01:00 PM
Benzene	< 0.49	0.49		ug/m3	1	1/27/2011 3:01:00 PM
Benzyl chloride	< 0.88	0.88		ug/m3	1	1/27/2011 3:01:00 PM
Bromodichloromethane	< 1.0	1.0		ug/m3	1	1/27/2011 3:01:00 PM
Bromoform	< 1.6	1.6		ug/m3	1	1/27/2011 3:01:00 PM
Bromomethane	< 0.59	0.59		ug/m3	1	1/27/2011 3:01:00 PM
Carbon disulfide	< 0.47	0.47		ug/m3	1	1/27/2011 3:01:00 PM
Carbon tetrachloride	< 0.26	0.26		ug/m3	1	1/27/2011 3:01:00 PM
Chlorobenzene	< 0.70	0.70		ug/m3	1	1/27/2011 3:01:00 PM
Chloroethane	< 0.40	0.40		ug/m3	1	1/27/2011 3:01:00 PM
Chloroform	< 0.74	0.74		ug/m3	1	1/27/2011 3:01:00 PM
Chloromethane	< 0.31	0.31		ug/m3	1	1/27/2011 3:01:00 PM
cis-1,2-Dichloroethene	< 0.60	0.60		ug/m3	1	1/27/2011 3:01:00 PM
cis-1,3-Dichloropropene	< 0.69	0.69		ug/m3	1	1/27/2011 3:01:00 PM
Cyclohexane	< 0.52	0.52		ug/m3	1	1/27/2011 3:01:00 PM
Dibromochloromethane	< 1.3	1.3		ug/m3	1	1/27/2011 3:01:00 PM
Ethyl acetate	< 0.92	0.92		ug/m3	1	1/27/2011 3:01:00 PM
Ethylbenzene	< 0.66	0.66		ug/m3	1	1/27/2011 3:01:00 PM
Freon 11	< 0.86	0.86		ug/m3	1	1/27/2011 3:01:00 PM

Qualifiers:

**	Reporting Limit	.	Results reported are not blank corrected
B	Analyte detected in the associated Method Blank	E	Value above quantitation range
H	Holding times for preparation or analysis exceeded	J	Analyte detected at or below quantitation limits
JN	Non-routine analyte. Quantitation estimated.	ND	Not Detected at the Reporting Limit
S	Spike Recovery outside accepted recovery limits		

CLIENT:	Arcadis	**Client Sample ID:**	Trip Blank
Lab Order:	C1101036	**Tag Number:**	228
Project:	Lockheed Martin NJ001014.0001	**Collection Date:**	1/24/2011
Lab ID:	C1101036-016A	**Matrix:**	AIR

Analyses	Result	**Limit	Qual	Units	DF	Date Analyzed
1UG/M3 W/ 0.25UG/M3 CT-TCE-VC		**TO-15**				Analyst: **LL**
Freon 113	< 1.2	1.2		ug/m3	1	1/27/2011 3:01:00 PM
Freon 114	< 1.1	1.1		ug/m3	1	1/27/2011 3:01:00 PM
Freon 12	< 0.75	0.75		ug/m3	1	1/27/2011 3:01:00 PM
Heptane	< 0.62	0.62		ug/m3	1	1/27/2011 3:01:00 PM
Hexachloro-1,3-butadiene	< 1.6	1.6		ug/m3	1	1/27/2011 3:01:00 PM
Hexane	< 0.54	0.54		ug/m3	1	1/27/2011 3:01:00 PM
Isopropyl alcohol	< 0.37	0.37		ug/m3	1	1/27/2011 3:01:00 PM
m&p-Xylene	< 1.3	1.3		ug/m3	1	1/27/2011 3:01:00 PM
Methyl Butyl Ketone	< 1.2	1.2		ug/m3	1	1/27/2011 3:01:00 PM
Methyl Ethyl Ketone	< 0.90	0.90		ug/m3	1	1/27/2011 3:01:00 PM
Methyl Isobutyl Ketone	< 1.2	1.2		ug/m3	1	1/27/2011 3:01:00 PM
Methyl tert-butyl ether	< 0.55	0.55		ug/m3	1	1/27/2011 3:01:00 PM
Methylene chloride	< 0.53	0.53		ug/m3	1	1/27/2011 3:01:00 PM
o-Xylene	< 0.66	0.66		ug/m3	1	1/27/2011 3:01:00 PM
Propylene	< 0.26	0.26		ug/m3	1	1/27/2011 3:01:00 PM
Styrene	< 0.65	0.65		ug/m3	1	1/27/2011 3:01:00 PM
Tetrachloroethylene	< 1.0	1.0		ug/m3	1	1/27/2011 3:01:00 PM
Tetrahydrofuran	< 0.45	0.45		ug/m3	1	1/27/2011 3:01:00 PM
Toluene	< 0.57	0.57		ug/m3	1	1/27/2011 3:01:00 PM
trans-1,2-Dichloroethene	< 0.60	0.60		ug/m3	1	1/27/2011 3:01:00 PM
trans-1,3-Dichloropropene	< 0.69	0.69		ug/m3	1	1/27/2011 3:01:00 PM
Trichloroethene	< 0.22	0.22		ug/m3	1	1/27/2011 3:01:00 PM
Vinyl acetate	< 0.54	0.54		ug/m3	1	1/27/2011 3:01:00 PM
Vinyl Bromide	< 0.67	0.67		ug/m3	1	1/27/2011 3:01:00 PM
Vinyl chloride	< 0.10	0.10		ug/m3	1	1/27/2011 3:01:00 PM

Qualifiers:

**	Reporting Limit	.	Results reported are not blank corrected
B	Analyte detected in the associated Method Blank	E	Value above quantitation range
H	Holding times for preparation or analysis exceeded	J	Analyte detected at or below quantitation limits
JN	Non-routine analyte. Quantitation estimated.	ND	Not Detected at the Reporting Limit
S	Spike Recovery outside accepted recovery limits		

ARCADIS

Laboratory Task Order No./P.O. No. _____ **CHAIN-OF-CUSTODY RECORD** Page 2 of 2

Project Number/Name NJ000614.0001 / Lockheed martin
Project Location Utica NY
Laboratory Centek Labs
Project Manager Chris Motta
Sampler(s)/Affiliation Katie Bidwell

Sample ID/Location	Matrix	Date/Time Sampled	Lab ID	Canister ID	Flow controller ID	Gauge Reading prior to sample collection	Gauge Reading following sample collection	TO-15	Start Time	END Time	Remarks	Total
SS-VMP 5A	A	1/25/11	242	59	27.5	5.5	X	0740	1412		
IA-VMP 5B	A	1/25/11	353	177	28.5	5.0	X	0733	1426		
IA-VMP 3D	A	1/25/11	171	299	28.0	5.0	X	0801	1430		
IA-VMP 2B	A	1/25/11	4375	400	29.0	5.25	X	0817	1450		
IA-DUPE	A	1/25/11	358	400	29.0	5.25	X	—	—		
IA-VMP 2C	A	1/25/11	170	401	28.5	5.50	X	0828	1454		
IA-VMP 1B	A	1/25/11	201	375	28.5	5.25	X	0851	1500		
SS-VMP 1B	A	1/25/11	131	255	29.0	5.00	X	0847	1525		
SS-VMP-4	A	1/25/11	554	381	28.0	5.0	X	0837	1528		
SS-VMP 2C	A	1/25/11	325	281	29.0	5.5	X	0824	1532		
IA-VMP 5A	A	1/25/11	363	386	30+	16.5	X	0743	1543		
SS-VMP 3D	A	1/25/11	93	263	30	7.25	X	0757	1557		
SS-DUPE	A	1/25/11	157	263	30	7.25	X	—	—		
SS-VMP 2B	A	1/25/11	415	44	30	6.5	X	0814	1614		
IA-VMP 4	A	1/25/11	163	147	29	10.25	X	0839	1640		

Sample Matrix: L = Liquid; S = Solid; A = Air

C1101036

Total No. of Bottles/ Containers: 31

					Seal Intact?
Relinquished by: Katie B. Bidwell	Organization: Arcadis	Date 1/25/2011	Time 1815		Yes No N/A
Received by: David Linder	Organization: Centek Labs	Date 1/25/2011	Time 1815		
Relinquished by:	Organization:	Date / /	Time		Seal Intact?
Received by:	Organization:	Date / /	Time		Yes No N/A

Special Instructions/Remarks:
ASP B / EPA Level IV 1ug/m3 + TCE .25
1- Trip blank included

Delivery Method: ☑ In Person ☐ Common Carrier _____ ☐ Lab Courier ☐ Other _____

ARCADIS

Appendix D

Data-Usability Summary Report

Lockheed Martin Corporation

Data Usability Summary Report

UTICA, NEW YORK

Volatile Analyses

SDG#C1101035

Analyses Performed By:
Centek Laboratories, LLC

Report: #13851R
Review Level: Tier III
Project: NJ001029.0001.00001

SUMMARY

This data quality assessment summarizes the review of Sample Delivery Group (SDG) # C1101035 for samples collected in association with the Lockheed Martin Utica Site. The review was conducted as a Tier III evaluation and included review of data package completeness. Only analytical data associated with constituents of concern were reviewed for this validation. Field documentation was not included in this review. Included with this assessment are the validation annotated sample result sheets, and chain of custody. Analyses were performed on the following samples:

Sample ID	Lab ID	Matrix	Sample Collection Date	Parent Sample	Analysis				
					VOC	SVOC	PCB	MET	MISC
IA-VMP6	C1101035-001	AIR	1/24/2011		X				
IA-VMP7A	C1101035-002	AIR	1/24/2011		X				
SS-VMP7	C1101035-003	AIR	1/24/2011		X				
SS-VMP7A	C1101035-004	AIR	1/24/2011		X				
IA-VMP7	C1101035-005	AIR	1/24/2011		X				
SS-VMP6A	C1101035-006	AIR	1/24/2011		X				
IA-VMP6A	C1101035-007	AIR	1/24/2011		X				
SS-VMP6	C1101035-008	AIR	1/24/2011		X				
IA-VMP3B	C1101035-009	AIR	1/24/2011		X				
SS-VMP3B	C1101035-010	AIR	1/24/2011		X				
SS-VMP3E	C1101035-011	AIR	1/24/2011		X				
IA-VMP3E	C1101035-012	AIR	1/24/2011		X				
SS-VMP5B	C1101035-013	AIR	1/25/2011		X				
SS-VMP3A	C1101035-014	AIR	1/25/2011		X				
IA-VMP-3A	C1101035-015	AIR	1/25/2011		X				

ANALYTICAL DATA PACKAGE DOCUMENTATION
GENERAL INFORMATION

Items Reviewed	Reported		Performance Acceptable		Not Required
	No	Yes	No	Yes	
Sample receipt condition		X		X	
Requested analyses and sample results		X		X	
Collection Technique (grab, composite, etc.)		X		X	
Methods of analysis		X		X	
Reporting limits		X		X	
Sample collection date		X		X	
Laboratory sample received date		X		X	
Sample preservation verification (as applicable)		X		X	
Sample preparation/extraction/analysis dates		X		X	
Fully executed Chain-of-Custody (COC) form completed		X		X	
Narrative summary of QA or sample problems provided		X		X	
Data Package Completeness and Compliance		X		X	

QA - Quality Assurance

INTRODUCTION

Analyses were performed according to United States Environmental Protection Agency (USEPA) Method TO-15. Data were reviewed in accordance with USEPA National Functional Guidelines of October 1999, USEPA Region II SOP HW-31- Validating Air Samples Volatile Organic Analysis of Ambient Air In Canister by Method TO-15 of October 2006, New York State DEC Analytical Method ASP 2005 TO-15 (QA/QC Criteria R9 TO-15), NYSDEC Modifications to R9 TO-15 QA/QC Criteria February 2008 and NYSDEC Proposed Change to the ASP Regarding Canister Vacuum June 26, 2009.

The data review process is an evaluation of data on a technical basis rather than a determination of contract compliance. As such, the standards against which the data are being weighed may differ from those specified in the analytical method. It is assumed that the data package represents the best efforts of the laboratory and had already been subjected to adequate and sufficient quality review prior to submission.

During the review process, laboratory qualified and unqualified data are verified against the supporting documentation. Based on this evaluation, qualifier codes may be added, deleted, or modified by the data reviewer. Results are qualified with the following codes in accordance with USEPA National Functional Guidelines:

- Concentration (C) Qualifiers

  U The compound was analyzed for but not detected. The associated value is the compound quantitation limit.

  B The compound has been found in the sample as well as its associated blank, its presence in the sample may be suspect.

- Quantitation (Q) Qualifiers

  E The compound was quantitated above the calibration range.

  D Concentration is based on a diluted sample analysis.

- Validation Qualifiers

  J The compound was positively identified; however, the associated numerical value is an estimated concentration only.

  UJ The compound was not detected above the reported sample quantitation limit. However, the reported limit is approximate and may or may not represent the actual limit of quantitation.

  JN The analysis indicates the presence of a compound for which there is presumptive evidence to make a tentative identification. The associated numerical value is an estimated concentration only.

  UB Compound considered non-detect at the listed value due to associated blank contamination.

  N The analysis indicates the presence of a compound for which there is presumptive evidence to make a tentative identification.

  R The sample results are rejected.

Two facts should be noted by all data users. First, the "R" flag means that the associated value is unusable. In other words, due to significant quality control (QC) problems, the analysis is invalid and

provides no information as to whether the compound is present or not. "R" values should not appear on data tables because they cannot be relied upon, even as a last resort. The second fact to keep in mind is that no compound concentration, even if it has passed all QC tests, is guaranteed to be accurate. Strict QC serves to increase confidence in data but any value potentially contains error.

VOLATILE ORGANIC COMPOUND (VOC) ANALYSES

1. Holding Times

The specified holding times for the following methods are presented in the following table.

Method	Matrix	Holding Time	Preservation
Method TO-15	Air	30 days storage from collection to analysis	Ambient temperature

All samples were analyzed within the specified holding time criteria.

2. Blank Contamination

Quality assurance (QA) blanks (i.e., method and rinse blanks) are prepared to identify any contamination which may have been introduced into the samples during sample preparation or field activity. Method blanks measure laboratory contamination. Rinse blanks measure contamination of samples during field operations.

A blank action level (BAL) of five times the concentration of a detected compound in an associated blank (common laboratory contaminant compounds are calculated at ten times) is calculated for QA blanks containing concentrations greater than the method detection limit (MDL). The BAL is compared to the associated sample results to determine the appropriate qualification of the sample results, if needed.

All compounds associated with the QA blanks exhibited a concentration less than the MDL.

3. Mass Spectrometer Tuning

Mass spectrometer performance and column resolution was acceptable.

4. Calibration

Satisfactory instrument calibration is established to insure that the instrument is capable of producing acceptable quantitative data. An initial calibration demonstrates that the instrument is capable of acceptable performance at the beginning of an experimental sequence. The continuing calibration verifies that the instrument daily performance is satisfactory.

4.1 Initial Calibration

The method specifies percent relative standard deviation (%RSD) and relative response factor (RRF) limits for select compounds only. A technical review of the data applies limits to all compounds with no exceptions.

All target compounds associated with the initial calibration standards must exhibit a %RSD less than the control limit (30%) and an RRF value greater than control limit (0.05).

4.2 Continuing Calibration

All target compounds associated with the continuing calibration standard must exhibit a percent difference (%D) less than the control limit (30%) and RRF value greater than control limit (0.05).

All compounds associated with the calibrations were within the specified control limits, with the exception of the compounds presented in the following table.

Sample Locations	Initial/Continuing	Compound	Criteria
All sample locations within this SDG	CCV %D	1,2,4-Trichlorbenzene	44.7%
		Benzyl Chloride	-38.3%
		Propylene	-42.8%

The criteria used to evaluate the initial and continuing calibration are presented in the following table. In the case of a calibration deviation, the sample results are qualified.

Initial/Continuing	Criteria	Sample Result	Qualification
Initial and Continuing Calibration	RRF <0.05	Non-detect	R
		Detect	J
	RRF <0.01[1]	Non-detect	R
		Detect	J
	RRF >0.05 or RRF >0.01[1]	Non-detect	No Action
		Detect	
Initial Calibration	%RSD > 15% or a correlation coefficient <0.99	Non-detect	UJ
		Detect	J
Continuing Calibration	%D >20% (increase in sensitivity)	Non-detect	No Action
		Detect	J
	%D >20% (decrease in sensitivity)	Non-detect	UJ
		Detect	J

[1] RRF of 0.01 only applies to compounds which are typically poor responding compounds (i.e., ketones, 1,4-dioxane, etc.)

5. Surrogates/System Monitoring Compounds

All samples to be analyzed for organic compounds are spiked with surrogate compounds prior to sample preparation to evaluate overall laboratory performance and efficiency of the analytical technique. VOC analysis requires that all surrogates associated with the analysis exhibit recoveries within the laboratory-established acceptance limits.

All surrogate recoveries were within control limits.

6. Internal Standard Performance

Internal standard performance criteria insure that the GC/MS sensitivity and response are stable during every sample analysis. The criteria requires the internal standard compounds associated with the VOC exhibit area counts that are not greater than 40% or less than 40% of the area counts of the associated continuing calibration standard.

All internal standard responses were within control limits.

7. Laboratory Control Sample /Laboratory Control Sample Duplicate (LCS/LCSD) Analysis

The LCS/LCSD analysis is used to assess the precision and accuracy of the analytical method independent of matrix interferences. The compounds associated with the LCS/LCSD analysis must exhibit a percent recovery within the established acceptance limits of 70% to 130%. The relative percent difference (RPD) between the LCS/LCSD recoveries must exhibit an RPD within the laboratory-established acceptance limits.

Sample locations associated with LCS/LCSD analysis exhibiting recoveries outside of the control limits presented in the following table.

Sample Locations	Compound	LCS Recovery	LCSD Recovery
All samples within this SDG	1,2,4-Trichlorobenzene	AC	<70% but > 10%
	Hexachloro-1,3-Butadiene		
	Freon 12		
	Propylene		

The criteria used to evaluate the LCS/LCSD recoveries are presented in the following table. In the case of an LCS/LCSD deviation, the sample results are qualified as documented in the table below.

Control Limit	Sample Result	Qualification
LCS percent recovery >130%	Non-detect	No Action
	Detect	J
LCS percent recovery <70% but > 10%	Non-detect	J
	Detect	J
< 10%	Non-detect	R
	Detect	J

Note: Sample results were not qualified as rejected (R) due to the deviations listed above.

Sample locations associated with LCS/LCSD recoveries exhibiting an RPD greater than of the control limit presented in the following table.

Sample Locations	Compound
All samples within this SDG	Isopropyl alcohol
	m&p-Xylene
	Tetrahydrofuran
	Trans-1-3-Dichloropropene
	1,1,2-Trichloroethane
	Hexachloro-1,3-Butadiene

The criteria used to evaluate the RPD between the LCS/LCSD recoveries are presented in the following table. In the case of an RPD deviation, the sample results are qualified as documented in the table below.

Control Limit	Sample Result	Qualification
> UL	Non-detect	J
	Detect	J

8. Laboratory Duplicate Analysis

The laboratory duplicate relative percent difference (RPD) criterion is applied when parent and duplicate sample concentrations are greater than or equal to 5 times the RL. A control limit of 20% for air matrices is applied when the criteria above is true. In the instance when the parent and/or duplicate sample concentrations are less than or equal to 5 times the RL, a control limit of three times the RL is applied for air matrices.

Laboratory duplicates were not performed as part of this SDG.

9. Field Duplicate Analysis

Field duplicate analysis is used to assess the precision and accuracy of the field sampling procedures and analytical method. A control limit of 100% for air matrices is applied to the RPD between the parent sample and the field duplicate. In the instance when the parent and/or duplicate sample concentrations are less than or equal to 5 times the RL, a control limit of three times the RL is applied for air matrices.

A field duplicate was not performed as part of this SDG.

10. Compound Identification

Compounds are identified on the GC/MS by using the analytes relative retention time and ion spectra.

Several compounds in the original analysis of the samples were outside calibration range and required reanalysis at a higher dilution. These compounds were flagged with a 'D' qualifier on the result forms to indicate the result was reported from a diluted run.

11. System Performance and Overall Assessment

Overall system performance was acceptable. Other than for those deviations specifically mentioned in this review, the overall data quality is within the guidelines specified in the method.

DATA VALIDATION CHECKLIST FOR VOCs

VOCs: TO-15	Reported		Performance Acceptable		Not Required
	No	Yes	No	Yes	
GAS CHROMATOGRAPHY/MASS SPECTROMETRY (GC/MS)					
Tier II Validation					
Canister return pressure/vacuum (>1"Hg)		X		X	
Holding times		X		X	
Reporting limits (units)		X		X	
Blanks					
A. Method blanks		X		X	
B. Equipment blanks					X
C. Trip blanks					X
Laboratory Control Sample (LCS)		X		X	
Laboratory Control Sample Duplicate(LCSD)		X	X		
LCS/LCSD Precision (RPD)		X	X		
Field Duplicate (RPD)					X
Surrogate Spike Recoveries		X		X	
Dilution Factor		X		X	
Moisture Content					X
Tier III Validation					
System performance and column resolution		X		X	
Initial calibration %RSDs		X		X	
Continuing calibration RRFs		X		X	
Continuing calibration %Ds		X	X		
Instrument tune and performance check		X		X	
Ion abundance criteria for each instrument used		X		X	
Internal standard		X		X	
Compound identification and quantitation					
A. Reconstructed ion chromatograms		X		X	
B. Quantitation Reports		X		X	
C. RT of sample compounds within the established RT windows		X		X	
D. Transcription/calculation errors present		X		X	
E. Reporting limits adjusted to reflect sample dilutions		X		X	

VOCs: TO-15	Reported		Performance Acceptable		Not Required
	No	Yes	No	Yes	
GAS CHROMATOGRAPHY/MASS SPECTROMETRY (GC/MS)					

%RSD Relative standard deviation
%R Percent recovery
RPD Relative percent difference
%D Percent difference

SAMPLE COMPLIANCE REPORT

Sample Delivery Group (SDG)	Sampling Date	Protocol	Sample ID	Matrix	Compliancy[1]					Noncompliance
					VOC	SVOC	PCB	MET	MISC	
C1101035-001	1/24/2011	TO-15	IA-VMP6	Air	No	--	--	--	--	VOC – CCV%D, LCSD %Recovery, LCS/LCSD RPD,Dilutions
C1101035-002	1/24/2011	TO-15	IA-VMP7A	Air	No	--	--	--	--	VOC – CCV%D, LCSD %Recovery, LCS/LCSD RPD,Dilutions
C1101035-003	1/24/2011	TO-15	SS-VMP7	Air	No	--	--	--	--	VOC – CCV%D, LCSD %Recovery, LCS/LCSD RPD,Dilutions
C1101035-004	1/24/2011	TO-15	SS-VMP7A	Air	No	--	--	--	--	VOC – CCV%D, LCSD %Recovery, LCS/LCSD RPD,Dilutions
C1101035-005	1/24/2011	TO-15	IA-VMP7	Air	No	--	--	--	--	VOC – CCV%D, LCSD %Recovery, LCS/LCSD RPD,Dilutions
C1101035-006	1/24/2011	TO-15	SS-VMP6A	Air	No	--	--	--	--	VOC – CCV%D, LCSD %Recovery, LCS/LCSD RPD,Dilutions
C1101035-007	1/24/2011	TO-15	IA-VMP6A	Air	No	--	--	--	--	VOC – CCV%D, LCSD %Recovery, LCS/LCSD RPD,Dilutions
C1101035-008	1/24/2011	TO-15	SS-VMP6	Air	No	--	--	--	--	VOC – CCV%D, LCSD %Recovery, LCS/LCSD RPD,Dilutions
C1101035-009	1/24/2011	TO-15	TA-VMP3B	Air	No	--	--	--	--	VOC – CCV%D, LCSD %Recovery, LCS/LCSD RPD,Dilutions
C1101035-010	1/24/2011	TO-15	SS-VMP3B	Air	No	--	--	--	--	VOC – CCV%D, LCSD %Recovery, LCS/LCSD RPD,Dilutions
C1101035-011	1/24/2011	TO-15	SS-VMP3E	Air	No	--	--	--	--	VOC – CCV%D, LCSD %Recovery, LCS/LCSD RPD,Dilutions
C1101035-012	1/24/2011	TO-15	IA-VMP3E	Air	No	--	--	--	--	VOC – CCV%D, LCSD %Recovery, LCS/LCSD RPD,Dilutions
C1101035-013	1/25/2011	TO-15	SS-VMP5B	Air	No	--	--	--	--	VOC – CCV%D, LCSD %Recovery, LCS/LCSD RPD,Dilutions
C1101035-014	1/25/2011	TO-15	SS-VMP3A	Air	No	--	--	--	--	VOC – CCV%D, LCSD %Recovery, LCS/LCSD RPD,Dilutions
C1101035-015	1/25/2011	TO-15	IA-VMP-3A	Air	No	--	--	--	--	VOC – CCV%D, LCSD %Recovery, LCS/LCSD RPD,Dilutions

1 Samples which are compliant with no added validation qualifiers are listed as "yes". Samples which are non-compliant or which have added qualifiers are listed as "no". A "no" designation does not necessarily indicate that the data have been rejected or are otherwise unusable.

VALIDATION PERFORMED BY: Mary Ann Doyle

SIGNATURE: 

DATE: March 20, 2011

PEER REVIEW BY: Joseph C. Houser

DATE: March 28, 2011

CHAIN OF CUSTODY/
CORRECTED SAMPLE ANALYSIS DATA SHEETS

13851

Centek Laboratories, LLC

Date: *22-Feb-11*

CLIENT:	Arcadis	Client Sample ID:	IA-VMP6
Lab Order:	C1101035	Tag Number:	229,452
Project:	Lockheed Martin NJ001014.0001	Collection Date:	1/24/2011
Lab ID:	C1101035-001A	Matrix:	AIR

Analyses	Result	**Limit	Qual	Units	DF	Date Analyzed
1UG/M3 W/ 0.25UG/M3 CT-TCE-VC		TO-15				Analyst: LL
1,1,1-Trichloroethane	< 0.83	0.83		ug/m3	1	1/26/2011 4:26:00 PM
1,1,2,2-Tetrachloroethane	< 1.0	1.0		ug/m3	1	1/26/2011 4:26:00 PM
1,1,2-Trichloroethane	< 0.83 J	0.83		ug/m3	1	1/26/2011 4:26:00 PM
1,1-Dichloroethane	< 0.62	0.62		ug/m3	1	1/26/2011 4:26:00 PM
1,1-Dichloroethene	< 0.60	0.60		ug/m3	1	1/26/2011 4:26:00 PM
1,2,4-Trichlorobenzene	< 1.1 J	1.1		ug/m3	1	1/26/2011 4:26:00 PM
1,2,4-Trimethylbenzene	1.5	0.75		ug/m3	1	1/26/2011 4:26:00 PM
1,2-Dibromoethane	< 1.2	1.2		ug/m3	1	1/26/2011 4:26:00 PM
1,2-Dichlorobenzene	< 0.92	0.92		ug/m3	1	1/26/2011 4:26:00 PM
1,2-Dichloroethane	< 0.62	0.62		ug/m3	1	1/26/2011 4:26:00 PM
1,2-Dichloropropane	< 0.70	0.70		ug/m3	1	1/26/2011 4:26:00 PM
1,3,5-Trimethylbenzene	< 0.75	0.75		ug/m3	1	1/26/2011 4:26:00 PM
1,3-butadiene	< 0.34	0.34		ug/m3	1	1/26/2011 4:26:00 PM
1,3-Dichlorobenzene	< 0.92	0.92		ug/m3	1	1/26/2011 4:26:00 PM
1,4-Dichlorobenzene	7.6	0.92		ug/m3	1	1/26/2011 4:26:00 PM
1,4-Dioxane	< 1.1	1.1		ug/m3	1	1/26/2011 4:26:00 PM
2,2,4-trimethylpentane	< 0.71	0.71		ug/m3	1	1/26/2011 4:26:00 PM
4-ethyltoluene	< 0.75	0.75		ug/m3	1	1/26/2011 4:26:00 PM
Acetone	28 D	7.2		ug/m3	10	1/27/2011 3:39:00 PM
Allyl chloride	< 0.48	0.48		ug/m3	1	1/26/2011 4:26:00 PM
Benzene	1.2	0.49		ug/m3	1	1/26/2011 4:26:00 PM
Benzyl chloride	< 0.88 J	0.88		ug/m3	1	1/26/2011 4:26:00 PM
Bromodichloromethane	< 1.0	1.0		ug/m3	1	1/26/2011 4:26:00 PM
Bromoform	< 1.6	1.6		ug/m3	1	1/26/2011 4:26:00 PM
Bromomethane	< 0.59	0.59		ug/m3	1	1/26/2011 4:26:00 PM
Carbon disulfide	0.44	0.47	J	ug/m3	1	1/26/2011 4:26:00 PM
Carbon tetrachloride	0.38	0.26		ug/m3	1	1/26/2011 4:26:00 PM
Chlorobenzene	< 0.70	0.70		ug/m3	1	1/26/2011 4:26:00 PM
Chloroethane	< 0.40	0.40		ug/m3	1	1/26/2011 4:26:00 PM
Chloroform	< 0.74	0.74		ug/m3	1	1/26/2011 4:26:00 PM
Chloromethane	0.71	0.31		ug/m3	1	1/26/2011 4:26:00 PM
cis-1,2-Dichloroethene	< 0.60	0.60		ug/m3	1	1/26/2011 4:26:00 PM
cis-1,3-Dichloropropene	< 0.69	0.69		ug/m3	1	1/26/2011 4:26:00 PM
Cyclohexane	1.5	0.52		ug/m3	1	1/26/2011 4:26:00 PM
Dibromochloromethane	< 1.3	1.3		ug/m3	1	1/26/2011 4:26:00 PM
Ethyl acetate	< 0.92	0.92		ug/m3	1	1/26/2011 4:26:00 PM
Ethylbenzene	0.57	0.66	J	ug/m3	1	1/26/2011 4:26:00 PM
Freon 11	1.4	0.86		ug/m3	1	1/26/2011 4:26:00 PM
Freon 113	< 1.2	1.2		ug/m3	1	1/26/2011 4:26:00 PM
Freon 114	< 1.1	1.1		ug/m3	1	1/26/2011 4:26:00 PM

Qualifiers:

- ** Reporting Limit
- B Analyte detected in the associated Method Blank
- H Holding times for preparation or analysis exceeded
- JN Non-routine analyte. Quantitation estimated.
- S Spike Recovery outside accepted recovery limits
- . Results reported are not blank corrected
- E Value above quantitation range
- J Analyte detected at or below quantitation limits
- ND Not Detected at the Reporting Limit

Centek Laboratories, LLC

Date: *22-Feb-11*

CLIENT:	Arcadis	Client Sample ID:	IA-VMP6
Lab Order:	C1101035	Tag Number:	229,452
Project:	Lockheed Martin NJ001014.0001	Collection Date:	1/24/2011
Lab ID:	C1101035-001A	Matrix:	AIR

Analyses	Result	**Limit	Qual	Units	DF	Date Analyzed
1UG/M3 W/ 0.25UG/M3 CT-TCE-VC		TO-15				Analyst: LL
Freon 12	2.4 J	0.75		ug/m3	1	1/26/2011 4:26:00 PM
Heptane	3.4	0.62		ug/m3	1	1/26/2011 4:26:00 PM
Hexachloro-1,3-butadiene	< 1.6 J	1.6		ug/m3	1	1/26/2011 4:26:00 PM
Hexane	2.7	0.54		ug/m3	1	1/26/2011 4:26:00 PM
Isopropyl alcohol	1100 JD	240		ug/m3	640	1/27/2011 11:41:00 PM
m&p-Xylene	1.3 J	1.3	J	ug/m3	1	1/26/2011 4:26:00 PM
Methyl Butyl Ketone	< 1.2	1.2		ug/m3	1	1/26/2011 4:26:00 PM
Methyl Ethyl Ketone	3.0	0.90		ug/m3	1	1/26/2011 4:26:00 PM
Methyl Isobutyl Ketone	< 1.2	1.2		ug/m3	1	1/26/2011 4:26:00 PM
Methyl tert-butyl ether	< 0.55	0.55		ug/m3	1	1/26/2011 4:26:00 PM
Methylene chloride	700 D	340		ug/m3	640	1/27/2011 11:41:00 PM
o-Xylene	0.57	0.66	J	ug/m3	1	1/26/2011 4:26:00 PM
Propylene	< 0.26 J	0.26		ug/m3	1	1/26/2011 4:26:00 PM
Styrene	< 0.65	0.65		ug/m3	1	1/26/2011 4:26:00 PM
Tetrachloroethylene	< 1.0	1.0		ug/m3	1	1/26/2011 4:26:00 PM
Tetrahydrofuran	8.1 JD	4.5		ug/m3	10	1/27/2011 3:39:00 PM
Toluene	6.5 D	5.7		ug/m3	10	1/27/2011 3:39:00 PM
trans-1,2-Dichloroethene	< 0.60	0.60		ug/m3	1	1/26/2011 4:26:00 PM
trans-1,3-Dichloropropene	< 0.69 J	0.69		ug/m3	1	1/26/2011 4:26:00 PM
Trichloroethene	1.3	0.22		ug/m3	1	1/26/2011 4:26:00 PM
Vinyl acetate	< 0.54	0.54		ug/m3	1	1/26/2011 4:26:00 PM
Vinyl Bromide	< 0.67	0.67		ug/m3	1	1/26/2011 4:26:00 PM
Vinyl chloride	< 0.10	0.10		ug/m3	1	1/26/2011 4:26:00 PM

Qualifiers:

**	Reporting Limit	.	Results reported are not blank corrected
B	Analyte detected in the associated Method Blank	E	Value above quantitation range
H	Holding times for preparation or analysis exceeded	J	Analyte detected at or below quantitation limits
JN	Non-routine analyte. Quantitation estimated.	ND	Not Detected at the Reporting Limit
S	Spike Recovery outside accepted recovery limits		

Centek Laboratories, LLC

Date: *22-Feb-11*

CLIENT:	Arcadis	Client Sample ID:	IA-VMP 7A
Lab Order:	C1101035	Tag Number:	564,382
Project:	Lockheed Martin NJ001014.0001	Collection Date:	1/24/2011
Lab ID:	C1101035-002A	Matrix:	AIR

Analyses	Result	**Limit	Qual	Units	DF	Date Analyzed
1UG/M3 W/ 0.25UG/M3 CT-TCE-VC		TO-15				Analyst: LL
1,1,1-Trichloroethane	< 0.83	0.83		ug/m3	1	1/26/2011 5:01:00 PM
1,1,2,2-Tetrachloroethane	< 1.0	1.0		ug/m3	1	1/26/2011 5:01:00 PM
1,1,2-Trichloroethane	< 0.83 J	0.83		ug/m3	1	1/26/2011 5:01:00 PM
1,1-Dichloroethane	< 0.62	0.62		ug/m3	1	1/26/2011 5:01:00 PM
1,1-Dichloroethene	< 0.60	0.60		ug/m3	1	1/26/2011 5:01:00 PM
1,2,4-Trichlorobenzene	< 1.1 J	1.1		ug/m3	1	1/26/2011 5:01:00 PM
1,2,4-Trimethylbenzene	1.1	0.75		ug/m3	1	1/26/2011 5:01:00 PM
1,2-Dibromoethane	< 1.2	1.2		ug/m3	1	1/26/2011 5:01:00 PM
1,2-Dichlorobenzene	< 0.92	0.92		ug/m3	1	1/26/2011 5:01:00 PM
1,2-Dichloroethane	< 0.62	0.62		ug/m3	1	1/26/2011 5:01:00 PM
1,2-Dichloropropane	< 0.70	0.70		ug/m3	1	1/26/2011 5:01:00 PM
1,3,5-Trimethylbenzene	< 0.75	0.75		ug/m3	1	1/26/2011 5:01:00 PM
1,3-butadiene	< 0.34	0.34		ug/m3	1	1/26/2011 5:01:00 PM
1,3-Dichlorobenzene	< 0.92	0.92		ug/m3	1	1/26/2011 5:01:00 PM
1,4-Dichlorobenzene	2.9	0.92		ug/m3	1	1/26/2011 5:01:00 PM
1,4-Dioxane	< 1.1	1.1		ug/m3	1	1/26/2011 5:01:00 PM
2,2,4-trimethylpentane	< 0.71	0.71		ug/m3	1	1/26/2011 5:01:00 PM
4-ethyltoluene	< 0.75	0.75		ug/m3	1	1/26/2011 5:01:00 PM
Acetone	22 D	5.8		ug/m3	8	1/28/2011 12:48:00 AM
Allyl chloride	< 0.48	0.48		ug/m3	1	1/26/2011 5:01:00 PM
Benzene	1.0	0.49		ug/m3	1	1/26/2011 5:01:00 PM
Benzyl chloride	< 0.88 J	0.88		ug/m3	1	1/26/2011 5:01:00 PM
Bromodichloromethane	< 1.0	1.0		ug/m3	1	1/26/2011 5:01:00 PM
Bromoform	< 1.6	1.6		ug/m3	1	1/26/2011 5:01:00 PM
Bromomethane	< 0.59	0.59		ug/m3	1	1/26/2011 5:01:00 PM
Carbon disulfide	< 0.47	0.47		ug/m3	1	1/26/2011 5:01:00 PM
Carbon tetrachloride	0.32	0.26		ug/m3	1	1/26/2011 5:01:00 PM
Chlorobenzene	< 0.70	0.70		ug/m3	1	1/26/2011 5:01:00 PM
Chloroethane	< 0.40	0.40		ug/m3	1	1/26/2011 5:01:00 PM
Chloroform	< 0.74	0.74		ug/m3	1	1/26/2011 5:01:00 PM
Chloromethane	0.65	0.31		ug/m3	1	1/26/2011 5:01:00 PM
cis-1,2-Dichloroethene	< 0.60	0.60		ug/m3	1	1/26/2011 5:01:00 PM
cis-1,3-Dichloropropene	< 0.69	0.69		ug/m3	1	1/26/2011 5:01:00 PM
Cyclohexane	5.3	0.52		ug/m3	1	1/26/2011 5:01:00 PM
Dibromochloromethane	< 1.3	1.3		ug/m3	1	1/26/2011 5:01:00 PM
Ethyl acetate	< 0.92	0.92		ug/m3	1	1/26/2011 5:01:00 PM
Ethylbenzene	0.53	0.66	J	ug/m3	1	1/26/2011 5:01:00 PM
Freon 11	1.3	0.86		ug/m3	1	1/26/2011 5:01:00 PM
Freon 113	< 1.2	1.2		ug/m3	1	1/26/2011 5:01:00 PM
Freon 114	< 1.1	1.1		ug/m3	1	1/26/2011 5:01:00 PM

Qualifiers:

**	Reporting Limit	.	Results reported are not blank corrected
B	Analyte detected in the associated Method Blank	E	Value above quantitation range
H	Holding times for preparation or analysis exceeded	J	Analyte detected at or below quantitation limits
JN	Non-routine analyte. Quantitation estimated.	ND	Not Detected at the Reporting Limit
S	Spike Recovery outside accepted recovery limits		

Centek Laboratories, LLC

Date: *22-Feb-11*

CLIENT:	Arcadis	Client Sample ID:	IA-VMP 7A
Lab Order:	C1101035	Tag Number:	564,382
Project:	Lockheed Martin NJ001014.0001	Collection Date:	1/24/2011
Lab ID:	C1101035-002A	Matrix:	AIR

Analyses	Result	**Limit	Qual	Units	DF	Date Analyzed
1UG/M3 W/ 0.25UG/M3 CT-TCE-VC		TO-15				Analyst: LL
Freon 12	1.9 J	0.75		ug/m3	1	1/26/2011 5:01:00 PM
Heptane	2.0	0.62		ug/m3	1	1/26/2011 5:01:00 PM
Hexachloro-1,3-butadiene	< 1.6 J	1.6		ug/m3	1	1/26/2011 5:01:00 PM
Hexane	2.0	0.54		ug/m3	1	1/26/2011 5:01:00 PM
Isopropyl alcohol	1200 JD	120		ug/m3	320	1/28/2011 12:14:00 AM
m&p-Xylene	1.4 J	1.3		ug/m3	1	1/26/2011 5:01:00 PM
Methyl Butyl Ketone	< 1.2	1.2		ug/m3	1	1/26/2011 5:01:00 PM
Methyl Ethyl Ketone	4.3	0.90		ug/m3	1	1/26/2011 5:01:00 PM
Methyl Isobutyl Ketone	< 1.2	1.2		ug/m3	1	1/26/2011 5:01:00 PM
Methyl tert-butyl ether	< 0.55	0.55		ug/m3	1	1/26/2011 5:01:00 PM
Methylene chloride	1200 D	170		ug/m3	320	1/28/2011 12:14:00 AM
o-Xylene	< 0.66	0.66		ug/m3	1	1/26/2011 5:01:00 PM
Propylene	< 0.26 J	0.26		ug/m3	1	1/26/2011 5:01:00 PM
Styrene	0.56	0.65	J	ug/m3	1	1/26/2011 5:01:00 PM
Tetrachloroethylene	< 1.0	1.0		ug/m3	1	1/26/2011 5:01:00 PM
Tetrahydrofuran	95 JD	3.6		ug/m3	8	1/28/2011 12:46:00 AM
Toluene	6.5	0.57		ug/m3	1	1/26/2011 5:01:00 PM
trans-1,2-Dichloroethene	< 0.60	0.60		ug/m3	1	1/26/2011 5:01:00 PM
trans-1,3-Dichloropropene	< 0.69 J	0.69		ug/m3	1	1/26/2011 5:01:00 PM
Trichloroethene	0.44	0.22		ug/m3	1	1/26/2011 5:01:00 PM
Vinyl acetate	3.9	0.54		ug/m3	1	1/26/2011 5:01:00 PM
Vinyl Bromide	< 0.67	0.67		ug/m3	1	1/26/2011 5:01:00 PM
Vinyl chloride	< 0.10	0.10		ug/m3	1	1/26/2011 5:01:00 PM

Qualifiers:

**	Reporting Limit	.	Results reported are not blank corrected
B	Analyte detected in the associated Method Blank	E	Value above quantitation range
H	Holding times for preparation or analysis exceeded	J	Analyte detected at or below quantitation limits
JN	Non-routine analyte. Quantitation estimated.	ND	Not Detected at the Reporting Limit
S	Spike Recovery outside accepted recovery limits		

Centek Laboratories, LLC

Date: *22-Feb-11*

CLIENT:	Arcadis	Client Sample ID:	SS-VMP 7
Lab Order:	C1101035	Tag Number:	275,143
Project:	Lockheed Martin NJ001014.0001	Collection Date:	1/24/2011
Lab ID:	C1101035-003A	Matrix:	AIR

Analyses	Result	**Limit	Qual	Units	DF	Date Analyzed
1UG/M3 BY METHOD TO15		TO-15				Analyst: LL
1,1,1-Trichloroethane	< 0.83	0.83		ug/m3	1	1/27/2011 6:18:00 AM
1,1,2,2-Tetrachloroethane	< 1.0	1.0		ug/m3	1	1/27/2011 6:18:00 AM
1,1,2-Trichloroethane	< 0.83 J	0.83		ug/m3	1	1/27/2011 6:18:00 AM
1,1-Dichloroethane	< 0.62	0.62		ug/m3	1	1/27/2011 6:18:00 AM
1,1-Dichloroethene	< 0.60	0.60		ug/m3	1	1/27/2011 6:18:00 AM
1,2,4-Trichlorobenzene	< 1.1 J	1.1		ug/m3	1	1/27/2011 6:18:00 AM
1,2,4-Trimethylbenzene	7.8	0.75		ug/m3	1	1/27/2011 6:18:00 AM
1,2-Dibromoethane	< 1.2	1.2		ug/m3	1	1/27/2011 6:18:00 AM
1,2-Dichlorobenzene	< 0.92	0.92		ug/m3	1	1/27/2011 6:18:00 AM
1,2-Dichloroethane	< 0.62	0.62		ug/m3	1	1/27/2011 6:18:00 AM
1,2-Dichloropropane	< 0.70	0.70		ug/m3	1	1/27/2011 6:18:00 AM
1,3,5-Trimethylbenzene	1.4	0.75		ug/m3	1	1/27/2011 6:18:00 AM
1,3-butadiene	< 0.34	0.34		ug/m3	1	1/27/2011 6:18:00 AM
1,3-Dichlorobenzene	< 0.92	0.92		ug/m3	1	1/27/2011 6:18:00 AM
1,4-Dichlorobenzene	0.92	0.92		ug/m3	1	1/27/2011 6:18:00 AM
1,4-Dioxane	< 1.1	1.1		ug/m3	1	1/27/2011 6:18:00 AM
2,2,4-trimethylpentane	< 0.71	0.71		ug/m3	1	1/27/2011 6:18:00 AM
4-ethyltoluene	1.2	0.75		ug/m3	1	1/27/2011 6:18:00 AM
Acetone	23 D	5.8		ug/m3	8	1/29/2011 4:01:00 AM
Allyl chloride	< 0.48	0.48		ug/m3	1	1/27/2011 6:18:00 AM
Benzene	1.6	0.49		ug/m3	1	1/27/2011 6:18:00 AM
Benzyl chloride	< 0.88 J	0.88		ug/m3	1	1/27/2011 6:18:00 AM
Bromodichloromethane	< 1.0	1.0		ug/m3	1	1/27/2011 6:18:00 AM
Bromoform	< 1.6	1.6		ug/m3	1	1/27/2011 6:18:00 AM
Bromomethane	< 0.59	0.59		ug/m3	1	1/27/2011 6:18:00 AM
Carbon disulfide	0.63	0.47		ug/m3	1	1/27/2011 6:18:00 AM
Carbon tetrachloride	0.38	0.96	J	ug/m3	1	1/27/2011 6:18:00 AM
Chlorobenzene	< 0.70	0.70		ug/m3	1	1/27/2011 6:18:00 AM
Chloroethane	< 0.40	0.40		ug/m3	1	1/27/2011 6:18:00 AM
Chloroform	< 0.74	0.74		ug/m3	1	1/27/2011 6:18:00 AM
Chloromethane	0.73	0.31		ug/m3	1	1/27/2011 6:18:00 AM
cis-1,2-Dichloroethene	< 0.60	0.60		ug/m3	1	1/27/2011 6:18:00 AM
cis-1,3-Dichloropropene	< 0.69	0.69		ug/m3	1	1/27/2011 6:18:00 AM
Cyclohexane	6.8	0.52		ug/m3	1	1/27/2011 6:18:00 AM
Dibromochloromethane	< 1.3	1.3		ug/m3	1	1/27/2011 6:18:00 AM
Ethyl acetate	< 0.92	0.92		ug/m3	1	1/27/2011 6:18:00 AM
Ethylbenzene	2.7	0.66		ug/m3	1	1/27/2011 6:18:00 AM
Freon 11	1.3	0.86		ug/m3	1	1/27/2011 6:18:00 AM
Freon 113	< 1.2	1.2		ug/m3	1	1/27/2011 6:18:00 AM
Freon 114	< 1.1	1.1		ug/m3	1	1/27/2011 6:18:00 AM

Qualifiers:

**	Reporting Limit	,	Results reported are not blank corrected
B	Analyte detected in the associated Method Blank	E	Value above quantitation range
H	Holding times for preparation or analysis exceeded	J	Analyte detected at or below quantitation limits
JN	Non-routine analyte. Quantitation estimated.	ND	Not Detected at the Reporting Limit
S	Spike Recovery outside accepted recovery limits		

Centek Laboratories, LLC

Date: *22-Feb-11*

CLIENT:	Arcadis	Client Sample ID:	SS-VMP 7
Lab Order:	C1101035	Tag Number:	275,143
Project:	Lockheed Martin NJ001014.0001	Collection Date:	1/24/2011
Lab ID:	C1101035-003A	Matrix:	AIR

Analyses	Result	**Limit	Qual	Units	DF	Date Analyzed
1UG/M3 BY METHOD TO15		TO-15				Analyst: LL
Freon 12	2.1 J	0.75		ug/m3	1	1/27/2011 6:18:00 AM
Heptane	3.4	0.62		ug/m3	1	1/27/2011 6:18:00 AM
Hexachloro-1,3-butadiene	< 1.6 J	1.6		ug/m3	1	1/27/2011 6:18:00 AM
Hexane	2.5	0.54		ug/m3	1	1/27/2011 6:18:00 AM
Isopropyl alcohol	1200 JD	120		ug/m3	320	1/29/2011 4:35:00 AM
m&p-Xylene	8.7 J	1.3		ug/m3	1	1/27/2011 6:18:00 AM
Methyl Butyl Ketone	< 1.2	1.2		ug/m3	1	1/27/2011 6:18:00 AM
Methyl Ethyl Ketone	8.6 D	7.2		ug/m3	8	1/29/2011 4:01:00 AM
Methyl Isobutyl Ketone	< 1.2	1.2		ug/m3	1	1/27/2011 6:18:00 AM
Methyl tert-butyl ether	< 0.55	0.55		ug/m3	1	1/27/2011 6:18:00 AM
Methylene chloride	850 D	170		ug/m3	320	1/29/2011 4:35:00 AM
o-Xylene	3.1	0.66		ug/m3	1	1/27/2011 6:18:00 AM
Propylene	< 0.26 J	0.26		ug/m3	1	1/27/2011 6:18:00 AM
Styrene	1.4	0.65		ug/m3	1	1/27/2011 6:18:00 AM
Tetrachloroethylene	< 1.0	1.0		ug/m3	1	1/27/2011 6:18:00 AM
Tetrahydrofuran	21 JD	3.6		ug/m3	8	1/29/2011 4:01:00 AM
Toluene	8.3 D	4.6		ug/m3	8	1/29/2011 4:01:00 AM
trans-1,2-Dichloroethene	0.56	0.60	J	ug/m3	1	1/27/2011 6:18:00 AM
trans-1,3-Dichloropropene	< 0.69 J	0.69		ug/m3	1	1/27/2011 6:18:00 AM
Trichloroethene	0.55	0.82	J	ug/m3	1	1/27/2011 6:18:00 AM
Vinyl acetate	5.3	0.54		ug/m3	1	1/27/2011 6:18:00 AM
Vinyl Bromide	< 0.67	0.67		ug/m3	1	1/27/2011 6:18:00 AM
Vinyl chloride	< 0.39	0.39		ug/m3	1	1/27/2011 6:18:00 AM

Qualifiers:

**	Reporting Limit	.	Results reported are not blank corrected
B	Analyte detected in the associated Method Blank	E	Value above quantitation range
H	Holding times for preparation or analysis exceeded	J	Analyte detected at or below quantitation limits
JN	Non-routine analyte. Quantitation estimated.	ND	Not Detected at the Reporting Limit
S	Spike Recovery outside accepted recovery limits		

Centek Laboratories, LLC

Date: *22-Feb-11*

CLIENT:	Arcadis	Client Sample ID:	SS-VMP 7A
Lab Order:	C1101035	Tag Number:	207,111
Project:	Lockheed Martin NJ001014.0001	Collection Date:	1/24/2011
Lab ID:	C1101035-004A	Matrix:	AIR

Analyses	Result	**Limit	Qual	Units	DF	Date Analyzed
1UG/M3 BY METHOD TO15		TO-15				Analyst: LL
1,1,1-Trichloroethane	70 D	5.3		ug/m3	10	1/29/2011 5:10:00 AM
1,1,2,2-Tetrachloroethane	< 1.0	1.0		ug/m3	1	1/27/2011 6:54:00 AM
1,1,2-Trichloroethane	< 0.83 J	0.83		ug/m3	1	1/27/2011 6:54:00 AM
1,1-Dichloroethane	3.3	0.62		ug/m3	1	1/27/2011 6:54:00 AM
1,1-Dichloroethene	3.5	0.60		ug/m3	1	1/27/2011 6:54:00 AM
1,2,4-Trichlorobenzene	< 1.1 J	1.1		ug/m3	1	1/27/2011 6:54:00 AM
1,2,4-Trimethylbenzene	10	0.75		ug/m3	1	1/27/2011 6:54:00 AM
1,2-Dibromoethane	< 1.2	1.2		ug/m3	1	1/27/2011 6:54:00 AM
1,2-Dichlorobenzene	< 0.92	0.92		ug/m3	1	1/27/2011 6:54:00 AM
1,2-Dichloroethane	< 0.62	0.62		ug/m3	1	1/27/2011 6:54:00 AM
1,2-Dichloropropane	< 0.70	0.70		ug/m3	1	1/27/2011 6:54:00 AM
1,3,5-Trimethylbenzene	2.2	0.75		ug/m3	1	1/27/2011 6:54:00 AM
1,3-butadiene	< 0.34	0.34		ug/m3	1	1/27/2011 6:54:00 AM
1,3-Dichlorobenzene	< 0.92	0.92		ug/m3	1	1/27/2011 6:54:00 AM
1,4-Dichlorobenzene	< 0.92	0.92		ug/m3	1	1/27/2011 6:54:00 AM
1,4-Dioxane	< 1.1	1.1		ug/m3	1	1/27/2011 6:54:00 AM
2,2,4-trimethylpentane	< 0.71	0.71		ug/m3	1	1/27/2011 6:54:00 AM
4-ethyltoluene	1.6	0.75		ug/m3	1	1/27/2011 6:54:00 AM
Acetone	5.1 D	7.2	J	ug/m3	10	1/29/2011 5:10:00 AM
Allyl chloride	< 0.48	0.48		ug/m3	1	1/27/2011 6:54:00 AM
Benzene	0.49	0.49		ug/m3	1	1/27/2011 6:54:00 AM
Benzyl chloride	< 0.88 J	0.88		ug/m3	1	1/27/2011 6:54:00 AM
Bromodichloromethane	< 1.0	1.0		ug/m3	1	1/27/2011 6:54:00 AM
Bromoform	< 1.6	1.6		ug/m3	1	1/27/2011 6:54:00 AM
Bromomethane	< 0.59	0.59		ug/m3	1	1/27/2011 6:54:00 AM
Carbon disulfide	1.9	0.47		ug/m3	1	1/27/2011 6:54:00 AM
Carbon tetrachloride	< 0.96	0.96		ug/m3	1	1/27/2011 6:54:00 AM
Chlorobenzene	< 0.70	0.70		ug/m3	1	1/27/2011 6:54:00 AM
Chloroethane	< 0.40	0.40		ug/m3	1	1/27/2011 6:54:00 AM
Chloroform	16 D	7.4		ug/m3	10	1/29/2011 5:10:00 AM
Chloromethane	< 0.31	0.31		ug/m3	1	1/27/2011 6:54:00 AM
cis-1,2-Dichloroethene	0.48	0.60	J	ug/m3	1	1/27/2011 6:54:00 AM
cis-1,3-Dichloropropene	< 0.69	0.69		ug/m3	1	1/27/2011 6:54:00 AM
Cyclohexane	0.66	0.52		ug/m3	1	1/27/2011 6:54:00 AM
Dibromochloromethane	< 1.3	1.3		ug/m3	1	1/27/2011 6:54:00 AM
Ethyl acetate	< 0.92	0.92		ug/m3	1	1/27/2011 6:54:00 AM
Ethylbenzene	2.0	0.66		ug/m3	1	1/27/2011 6:54:00 AM
Freon 11	1.2	0.86		ug/m3	1	1/27/2011 6:54:00 AM
Freon 113	34 D	12		ug/m3	10	1/29/2011 5:10:00 AM
Freon 114	< 1.1	1.1		ug/m3	1	1/27/2011 6:54:00 AM

Qualifiers:

- ** Reporting Limit
- B Analyte detected in the associated Method Blank
- H Holding times for preparation or analysis exceeded
- JN Non-routine analyte. Quantitation estimated.
- S Spike Recovery outside accepted recovery limits
- . Results reported are not blank corrected
- E Value above quantitation range
- J Analyte detected at or below quantitation limits
- ND Not Detected at the Reporting Limit

Centek Laboratories, LLC

Date: *22-Feb-11*

CLIENT:	Arcadis	Client Sample ID:	SS-VMP 7A
Lab Order:	C1101035	Tag Number:	207,111
Project:	Lockheed Martin NJ001014.0001	Collection Date:	1/24/2011
Lab ID:	C1101035-004A	Matrix:	AIR

Analyses	Result	**Limit	Qual	Units	DF	Date Analyzed
1UG/M3 BY METHOD TO15		TO-15				Analyst: LL
Freon 12	2.1 J	0.75		ug/m3	1	1/27/2011 6:54:00 AM
Heptane	0.75	0.62		ug/m3	1	1/27/2011 6:54:00 AM
Hexachloro-1,3-butadiene	< 1.6 J	1.6		ug/m3	1	1/27/2011 6:54:00 AM
Hexane	1.2	0.54		ug/m3	1	1/27/2011 6:54:00 AM
Isopropyl alcohol	41 J D	3.7		ug/m3	10	1/29/2011 5:10:00 AM
m&p-Xylene	6.9 J	1.3		ug/m3	1	1/27/2011 6:54:00 AM
Methyl Butyl Ketone	< 1.2	1.2		ug/m3	1	1/27/2011 6:54:00 AM
Methyl Ethyl Ketone	2.2	0.90		ug/m3	1	1/27/2011 6:54:00 AM
Methyl Isobutyl Ketone	< 1.2	1.2		ug/m3	1	1/27/2011 6:54:00 AM
Methyl tert-butyl ether	< 0.55	0.55		ug/m3	1	1/27/2011 6:54:00 AM
Methylene chloride	35 D	5.3		ug/m3	10	1/29/2011 5:10:00 AM
o-Xylene	2.6	0.66		ug/m3	1	1/27/2011 6:54:00 AM
Propylene	< 0.26 J	0.26		ug/m3	1	1/27/2011 6:54:00 AM
Styrene	0.91	0.65		ug/m3	1	1/27/2011 6:54:00 AM
Tetrachloroethylene	43 D	10		ug/m3	10	1/29/2011 5:10:00 AM
Tetrahydrofuran	5.4 J	0.45		ug/m3	1	1/27/2011 6:54:00 AM
Toluene	8.4 D	5.7		ug/m3	10	1/29/2011 5:10:00 AM
trans-1,2-Dichloroethene	1.1	0.60		ug/m3	1	1/27/2011 6:54:00 AM
trans-1,3-Dichloropropene	< 0.69 J	0.69		ug/m3	1	1/27/2011 6:54:00 AM
Trichloroethene	350 D	33		ug/m3	40	1/29/2011 5:45:00 AM
Vinyl acetate	< 0.54	0.54		ug/m3	1	1/27/2011 6:54:00 AM
Vinyl Bromide	< 0.67	0.67		ug/m3	1	1/27/2011 6:54:00 AM
Vinyl chloride	< 0.39	0.39		ug/m3	1	1/27/2011 6:54:00 AM

Qualifiers:

**	Reporting Limit	.	Results reported are not blank corrected
B	Analyte detected in the associated Method Blank	E	Value above quantitation range
H	Holding times for preparation or analysis exceeded	J	Analyte detected at or below quantitation limits
JN	Non-routine analyte. Quantitation estimated.	ND	Not Detected at the Reporting Limit
S	Spike Recovery outside accepted recovery limits		

Centek Laboratories, LLC

Date: *22-Feb-11*

CLIENT:	Arcadis	Client Sample ID:	IA-VMP 7
Lab Order:	C1101035	Tag Number:	101,292
Project:	Lockheed Martin NJ001014.0001	Collection Date:	1/24/2011
Lab ID:	C1101035-005A	Matrix:	AIR

Analyses	Result	**Limit	Qual	Units	DF	Date Analyzed
1UG/M3 W/ 0.25UG/M3 CT-TCE-VC		TO-15				Analyst: LL
1,1,1-Trichloroethane	< 0.83	0.83		ug/m3	1	1/26/2011 5:36:00 PM
1,1,2,2-Tetrachloroethane	< 1.0	1.0		ug/m3	1	1/26/2011 5:36:00 PM
1,1,2-Trichloroethane	< 0.83 J	0.83		ug/m3	1	1/26/2011 5:36:00 PM
1,1-Dichloroethane	< 0.62	0.62		ug/m3	1	1/26/2011 5:36:00 PM
1,1-Dichloroethene	< 0.60	0.60		ug/m3	1	1/26/2011 5:36:00 PM
1,2,4-Trichlorobenzene	< 1.1 J	1.1		ug/m3	1	1/26/2011 5:36:00 PM
1,2,4-Trimethylbenzene	1.4	0.75		ug/m3	1	1/26/2011 5:36:00 PM
1,2-Dibromoethane	< 1.2	1.2		ug/m3	1	1/26/2011 5:36:00 PM
1,2-Dichlorobenzene	< 0.92	0.92		ug/m3	1	1/26/2011 5:36:00 PM
1,2-Dichloroethane	< 0.62	0.62		ug/m3	1	1/26/2011 5:36:00 PM
1,2-Dichloropropane	< 0.70	0.70		ug/m3	1	1/26/2011 5:36:00 PM
1,3,5-Trimethylbenzene	0.50	0.75	J	ug/m3	1	1/26/2011 5:36:00 PM
1,3-butadiene	< 0.34	0.34		ug/m3	1	1/26/2011 5:36:00 PM
1,3-Dichlorobenzene	< 0.92	0.92		ug/m3	1	1/26/2011 5:36:00 PM
1,4-Dichlorobenzene	3.5	0.92		ug/m3	1	1/26/2011 5:36:00 PM
1,4-Dioxane	< 1.1	1.1		ug/m3	1	1/26/2011 5:36:00 PM
2,2,4-trimethylpentane	< 0.71	0.71		ug/m3	1	1/26/2011 5:36:00 PM
4-ethyltoluene	< 0.75	0.75		ug/m3	1	1/26/2011 5:36:00 PM
Acetone	23 D	5.8		ug/m3	8	1/28/2011 1:55:00 AM
Allyl chloride	< 0.48	0.48		ug/m3	1	1/26/2011 5:36:00 PM
Benzene	1.1	0.49		ug/m3	1	1/26/2011 5:36:00 PM
Benzyl chloride	< 0.88 J	0.88		ug/m3	1	1/26/2011 5:36:00 PM
Bromodichloromethane	< 1.0	1.0		ug/m3	1	1/26/2011 5:36:00 PM
Bromoform	< 1.6	1.6		ug/m3	1	1/26/2011 5:36:00 PM
Bromomethane	< 0.59	0.59		ug/m3	1	1/26/2011 5:36:00 PM
Carbon disulfide	< 0.47	0.47		ug/m3	1	1/26/2011 5:36:00 PM
Carbon tetrachloride	0.26	0.26		ug/m3	1	1/26/2011 5:36:00 PM
Chlorobenzene	< 0.70	0.70		ug/m3	1	1/26/2011 5:36:00 PM
Chloroethane	< 0.40	0.40		ug/m3	1	1/26/2011 5:36:00 PM
Chloroform	< 0.74	0.74		ug/m3	1	1/26/2011 5:36:00 PM
Chloromethane	0.69	0.31		ug/m3	1	1/26/2011 5:36:00 PM
cis-1,2-Dichloroethene	< 0.60	0.60		ug/m3	1	1/26/2011 5:36:00 PM
cis-1,3-Dichloropropene	< 0.69	0.69		ug/m3	1	1/26/2011 5:36:00 PM
Cyclohexane	6.3	0.52		ug/m3	1	1/26/2011 5:36:00 PM
Dibromochloromethane	< 1.3	1.3		ug/m3	1	1/26/2011 5:36:00 PM
Ethyl acetate	< 0.92	0.92		ug/m3	1	1/26/2011 5:36:00 PM
Ethylbenzene	0.66	0.66		ug/m3	1	1/26/2011 5:36:00 PM
Freon 11	1.4	0.86		ug/m3	1	1/26/2011 5:36:00 PM
Freon 113	< 1.2	1.2		ug/m3	1	1/26/2011 5:36:00 PM
Freon 114	< 1.1	1.1		ug/m3	1	1/26/2011 5:36:00 PM

Qualifiers:

- ** Reporting Limit
- B Analyte detected in the associated Method Blank
- H Holding times for preparation or analysis exceeded
- JN Non-routine analyte. Quantitation estimated.
- S Spike Recovery outside accepted recovery limits
- . Results reported are not blank corrected
- E Value above quantitation range
- J Analyte detected at or below quantitation limits
- ND Not Detected at the Reporting Limit

Centek Laboratories, LLC

Date: *22-Feb-11*

CLIENT:	Arcadis	Client Sample ID:	IA-VMP 7
Lab Order:	C1101035	Tag Number:	101,292
Project:	Lockheed Martin NJ001014.0001	Collection Date:	1/24/2011
Lab ID:	C1101035-005A	Matrix:	AIR

Analyses	Result	**Limit	Qual	Units	DF	Date Analyzed
1UG/M3 W/ 0.25UG/M3 CT-TCE-VC		TO-15				Analyst: LL
Freon 12	2.3 J	0.75		ug/m3	1	1/26/2011 5:36:00 PM
Heptane	2.2	0.62		ug/m3	1	1/26/2011 5:36:00 PM
Hexachloro-1,3-butadiene	< 1.6 J	1.6		ug/m3	1	1/26/2011 5:36:00 PM
Hexane	2.2	0.54		ug/m3	1	1/26/2011 5:36:00 PM
Isopropyl alcohol	1600 J D	120		ug/m3	320	1/28/2011 1:21:00 AM
m&p-Xylene	1.5 J	1.3		ug/m3	1	1/26/2011 5:36:00 PM
Methyl Butyl Ketone	< 1.2	1.2		ug/m3	1	1/26/2011 5:36:00 PM
Methyl Ethyl Ketone	6.9	0.90		ug/m3	1	1/26/2011 5:36:00 PM
Methyl Isobutyl Ketone	< 1.2	1.2		ug/m3	1	1/26/2011 5:36:00 PM
Methyl tert-butyl ether	< 0.55	0.55		ug/m3	1	1/26/2011 5:36:00 PM
Methylene chloride	970 D	170		ug/m3	320	1/28/2011 1:21:00 AM
o-Xylene	0.62	0.66	J	ug/m3	1	1/26/2011 5:36:00 PM
Propylene	< 0.26 J	0.26		ug/m3	1	1/26/2011 5:36:00 PM
Styrene	0.87	0.65		ug/m3	1	1/26/2011 5:36:00 PM
Tetrachloroethylene	< 1.0	1.0		ug/m3	1	1/26/2011 5:36:00 PM
Tetrahydrofuran	31 J D	3.6		ug/m3	8	1/28/2011 1:55:00 AM
Toluene	6.4	0.57		ug/m3	1	1/26/2011 5:36:00 PM
trans-1,2-Dichloroethene	0.60	0.60		ug/m3	1	1/26/2011 5:36:00 PM
trans-1,3-Dichloropropene	< 0.69 J	0.69		ug/m3	1	1/26/2011 5:36:00 PM
Trichloroethene	0.55	0.22		ug/m3	1	1/26/2011 5:36:00 PM
Vinyl acetate	5.7	0.54		ug/m3	1	1/26/2011 5:36:00 PM
Vinyl Bromide	< 0.67	0.67		ug/m3	1	1/26/2011 5:36:00 PM
Vinyl chloride	< 0.10	0.10		ug/m3	1	1/26/2011 5:36:00 PM

Qualifiers:

**	Reporting Limit	.	Results reported are not blank corrected
B	Analyte detected in the associated Method Blank	E	Value above quantitation range
H	Holding times for preparation or analysis exceeded	J	Analyte detected at or below quantitation limits
JN	Non-routine analyte. Quantitation estimated.	ND	Not Detected at the Reporting Limit
S	Spike Recovery outside accepted recovery limits		

Centek Laboratories, LLC

Date: 22-Feb-11

CLIENT:	Arcadis	Client Sample ID:	SS-VMP 6A
Lab Order:	C1101035	Tag Number:	359,186
Project:	Lockheed Martin NJ001014.0001	Collection Date:	1/24/2011
Lab ID:	C1101035-006A	Matrix:	AIR

Analyses	Result	**Limit	Qual	Units	DF	Date Analyzed
1UG/M3 BY METHOD TO15		TO-15				Analyst: LL
1,1,1-Trichloroethane	13 D	6.7		ug/m3	8	1/29/2011 6:21:00 AM
1,1,2,2-Tetrachloroethane	< 1.0	1.0		ug/m3	1	1/27/2011 7:29:00 AM
1,1,2-Trichloroethane	< 0.83 J	0.83		ug/m3	1	1/27/2011 7:29:00 AM
1,1-Dichloroethane	0.49	0.62	J	ug/m3	1	1/27/2011 7:29:00 AM
1,1-Dichloroethene	< 0.60	0.60		ug/m3	1	1/27/2011 7:29:00 AM
1,2,4-Trichlorobenzene	< 1.1 J	1.1		ug/m3	1	1/27/2011 7:29:00 AM
1,2,4-Trimethylbenzene	5.5	0.75		ug/m3	1	1/27/2011 7:29:00 AM
1,2-Dibromoethane	< 1.2	1.2		ug/m3	1	1/27/2011 7:29:00 AM
1,2-Dichlorobenzene	< 0.92	0.92		ug/m3	1	1/27/2011 7:29:00 AM
1,2-Dichloroethane	< 0.62	0.62		ug/m3	1	1/27/2011 7:29:00 AM
1,2-Dichloropropane	< 0.70	0.70		ug/m3	1	1/27/2011 7:29:00 AM
1,3,5-Trimethylbenzene	1.4	0.75		ug/m3	1	1/27/2011 7:29:00 AM
1,3-butadiene	< 0.34	0.34		ug/m3	1	1/27/2011 7:29:00 AM
1,3-Dichlorobenzene	< 0.92	0.92		ug/m3	1	1/27/2011 7:29:00 AM
1,4-Dichlorobenzene	2.3	0.92		ug/m3	1	1/27/2011 7:29:00 AM
1,4-Dioxane	< 1.1	1.1		ug/m3	1	1/27/2011 7:29:00 AM
2,2,4-trimethylpentane	< 0.71	0.71		ug/m3	1	1/27/2011 7:29:00 AM
4-ethyltoluene	0.80	0.75		ug/m3	1	1/27/2011 7:29:00 AM
Acetone	19 D	5.8		ug/m3	8	1/29/2011 6:21:00 AM
Allyl chloride	< 0.48	0.48		ug/m3	1	1/27/2011 7:29:00 AM
Benzene	0.62	0.49		ug/m3	1	1/27/2011 7:29:00 AM
Benzyl chloride	< 0.88 J	0.88		ug/m3	1	1/27/2011 7:29:00 AM
Bromodichloromethane	< 1.0	1.0		ug/m3	1	1/27/2011 7:29:00 AM
Bromoform	< 1.6	1.6		ug/m3	1	1/27/2011 7:29:00 AM
Bromomethane	< 0.59	0.59		ug/m3	1	1/27/2011 7:29:00 AM
Carbon disulfide	0.44	0.47	J	ug/m3	1	1/27/2011 7:29:00 AM
Carbon tetrachloride	0.32	0.96	J	ug/m3	1	1/27/2011 7:29:00 AM
Chlorobenzene	< 0.70	0.70		ug/m3	1	1/27/2011 7:29:00 AM
Chloroethane	< 0.40	0.40		ug/m3	1	1/27/2011 7:29:00 AM
Chloroform	1.4	0.74		ug/m3	1	1/27/2011 7:29:00 AM
Chloromethane	0.42	0.31		ug/m3	1	1/27/2011 7:29:00 AM
cis-1,2-Dichloroethene	< 0.60	0.60		ug/m3	1	1/27/2011 7:29:00 AM
cis-1,3-Dichloropropene	< 0.69	0.69		ug/m3	1	1/27/2011 7:29:00 AM
Cyclohexane	2.9	0.52		ug/m3	1	1/27/2011 7:29:00 AM
Dibromochloromethane	< 1.3	1.3		ug/m3	1	1/27/2011 7:29:00 AM
Ethyl acetate	< 0.92	0.92		ug/m3	1	1/27/2011 7:29:00 AM
Ethylbenzene	1.1	0.66		ug/m3	1	1/27/2011 7:29:00 AM
Freon 11	1.4	0.86		ug/m3	1	1/27/2011 7:29:00 AM
Freon 113	17 D	9.3		ug/m3	8	1/29/2011 6:21:00 AM
Freon 114	< 1.1	1.1		ug/m3	1	1/27/2011 7:29:00 AM

Qualifiers:

**	Reporting Limit	.	Results reported are not blank corrected
B	Analyte detected in the associated Method Blank	E	Value above quantitation range
H	Holding times for preparation or analysis exceeded	J	Analyte detected at or below quantitation limits
JN	Non-routine analyte. Quantitation estimated.	ND	Not Detected at the Reporting Limit
S	Spike Recovery outside accepted recovery limits		

Centek Laboratories, LLC

Date: *22-Feb-11*

CLIENT:	Arcadis	Client Sample ID:	SS-VMP 6A
Lab Order:	C1101035	Tag Number:	359,186
Project:	Lockheed Martin NJ001014.0001	Collection Date:	1/24/2011
Lab ID:	C1101035-006A	Matrix:	AIR

Analyses	Result	**Limit	Qual	Units	DF	Date Analyzed
1UG/M3 BY METHOD TO15		TO-15				Analyst: LL
Freon 12	2.0	0.75	J	ug/m3	1	1/27/2011 7:29:00 AM
Heptane	< 0.62	0.62		ug/m3	1	1/27/2011 7:29:00 AM
Hexachloro-1,3-buladiene	< 1.6	1.6	J	ug/m3	1	1/27/2011 7:29:00 AM
Hexane	1.8	0.54		ug/m3	1	1/27/2011 7:29:00 AM
Isopropyl alcohol	980	120	J D	ug/m3	320	1/29/2011 6:56:00 AM
m&p-Xylene	3.2	1.3	J	ug/m3	1	1/27/2011 7:29:00 AM
Methyl Butyl Ketone	< 1.2	1.2		ug/m3	1	1/27/2011 7:29:00 AM
Methyl Ethyl Ketone	2.3	0.90		ug/m3	1	1/27/2011 7:29:00 AM
Methyl Isobutyl Ketone	< 1.2	1.2		ug/m3	1	1/27/2011 7:29:00 AM
Methyl tert-butyl ether	< 0.55	0.55		ug/m3	1	1/27/2011 7:29:00 AM
Methylene chloride	820	170	D	ug/m3	320	1/29/2011 6:56:00 AM
o-Xylene	1.1	0.65		ug/m3	1	1/27/2011 7:29:00 AM
Propylene	< 0.26	0.26	J	ug/m3	1	1/27/2011 7:29:00 AM
Styrene	0.87	0.65		ug/m3	1	1/27/2011 7:29:00 AM
Tetrachloroethylene	6.8	1.0		ug/m3	1	1/27/2011 7:29:00 AM
Tetrahydrofuran	23	3.6	J D	ug/m3	8	1/29/2011 6:21:00 AM
Toluene	4.9	0.57		ug/m3	1	1/27/2011 7:29:00 AM
trans-1,2-Dichloroethene	0.73	0.60		ug/m3	1	1/27/2011 7:29:00 AM
trans-1,3-Dichloropropene	< 0.69	0.69	J	ug/m3	1	1/27/2011 7:29:00 AM
Trichloroethene	4.8	0.82		ug/m3	1	1/27/2011 7:29:00 AM
Vinyl acetate	2.6	0.54		ug/m3	1	1/27/2011 7:29:00 AM
Vinyl Bromide	< 0.67	0.67		ug/m3	1	1/27/2011 7:29:00 AM
Vinyl chloride	< 0.39	0.39		ug/m3	1	1/27/2011 7:29:00 AM

Qualifiers:	**	Reporting Limit	.	Results reported are not blank corrected
	B	Analyte detected in the associated Method Blank	E	Value above quantitation range
	H	Holding times for preparation or analysis exceeded	J	Analyte detected at or below quantitation limits
	JN	Non-routine analyte. Quantitation estimated.	ND	Not Detected at the Reporting Limit
	S	Spike Recovery outside accepted recovery limits		

Centek Laboratories, LLC

Date: *22-Feb-11*

CLIENT:	Arcadis	Client Sample ID:	IA-VMP 6A
Lab Order:	C1101035	Tag Number:	191,69
Project:	Lockheed Martin NJ001014.0001	Collection Date:	1/24/2011
Lab ID:	C1101035-007A	Matrix:	AIR

Analyses	Result	**Limit	Qual	Units	DF	Date Analyzed
1UG/M3 W/ 0.25UG/M3 CT-TCE-VC		TO-15				Analyst: LL
1,1,1-Trichloroethane	< 0.83	0.83		ug/m3	1	1/26/2011 6:11:00 PM
1,1,2,2-Tetrachloroethane	< 1.0	1.0		ug/m3	1	1/26/2011 6:11:00 PM
1,1,2-Trichloroethane	< 0.83 J	0.83		ug/m3	1	1/26/2011 6:11:00 PM
1,1-Dichloroethane	< 0.62	0.62		ug/m3	1	1/26/2011 6:11:00 PM
1,1-Dichloroethene	< 0.60	0.60		ug/m3	1	1/26/2011 6:11:00 PM
1,2,4-Trichlorobenzene	< 1.1 J	1.1		ug/m3	1	1/26/2011 6:11:00 PM
1,2,4-Trimethylbenzene	2.4	0.75		ug/m3	1	1/26/2011 6:11:00 PM
1,2-Dibromoethane	< 1.2	1.2		ug/m3	1	1/26/2011 6:11:00 PM
1,2-Dichlorobenzene	< 0.92	0.92		ug/m3	1	1/26/2011 6:11:00 PM
1,2-Dichloroethane	< 0.62	0.62		ug/m3	1	1/26/2011 6:11:00 PM
1,2-Dichloropropane	< 0.70	0.70		ug/m3	1	1/26/2011 6:11:00 PM
1,3,5-Trimethylbenzene	0.60	0.75	J	ug/m3	1	1/26/2011 6:11:00 PM
1,3-butadiene	< 0.34	0.34		ug/m3	1	1/26/2011 6:11:00 PM
1,3-Dichlorobenzene	< 0.92	0.92		ug/m3	1	1/26/2011 6:11:00 PM
1,4-Dichlorobenzene	3.1	0.92		ug/m3	1	1/26/2011 6:11:00 PM
1,4-Dioxane	< 1.1	1.1		ug/m3	1	1/26/2011 6:11:00 PM
2,2,4-trimethylpentane	< 0.71	0.71		ug/m3	1	1/26/2011 6:11:00 PM
4-ethyltoluene	< 0.75	0.75		ug/m3	1	1/26/2011 6:11:00 PM
Acetone	23 D	5.8		ug/m3	8	1/28/2011 3:01:00 AM
Allyl chloride	< 0.48	0.48		ug/m3	1	1/26/2011 6:11:00 PM
Benzene	1.0	0.49		ug/m3	1	1/26/2011 6:11:00 PM
Benzyl chloride	< 0.88 J	0.88		ug/m3	1	1/26/2011 6:11:00 PM
Bromodichloromethane	< 1.0	1.0		ug/m3	1	1/26/2011 6:11:00 PM
Bromoform	< 1.6	1.6		ug/m3	1	1/26/2011 6:11:00 PM
Bromomethane	< 0.59	0.59		ug/m3	1	1/26/2011 6:11:00 PM
Carbon disulfide	0.41	0.47	J	ug/m3	1	1/26/2011 6:11:00 PM
Carbon tetrachloride	0.32	0.26		ug/m3	1	1/26/2011 6:11:00 PM
Chlorobenzene	< 0.70	0.70		ug/m3	1	1/26/2011 6:11:00 PM
Chloroethane	< 0.40	0.40		ug/m3	1	1/26/2011 6:11:00 PM
Chloroform	< 0.74	0.74		ug/m3	1	1/26/2011 6:11:00 PM
Chloromethane	0.59	0.31		ug/m3	1	1/26/2011 6:11:00 PM
cis-1,2-Dichloroethene	< 0.60	0.60		ug/m3	1	1/26/2011 6:11:00 PM
cis-1,3-Dichloropropene	< 0.69	0.69		ug/m3	1	1/26/2011 6:11:00 PM
Cyclohexane	5.8	0.52		ug/m3	1	1/26/2011 6:11:00 PM
Dibromochloromethane	< 1.3	1.3		ug/m3	1	1/26/2011 6:11:00 PM
Ethyl acetate	< 0.92	0.92		ug/m3	1	1/26/2011 6:11:00 PM
Ethylbenzene	0.66	0.66		ug/m3	1	1/26/2011 6:11:00 PM
Freon 11	1.1	0.86		ug/m3	1	1/26/2011 6:11:00 PM
Freon 113	< 1.2	1.2		ug/m3	1	1/26/2011 6:11:00 PM
Freon 114	< 1.1	1.1		ug/m3	1	1/26/2011 6:11:00 PM

Qualifiers:

**	Reporting Limit	.	Results reported are not blank corrected
B	Analyte detected in the associated Method Blank	E	Value above quantitation range
H	Holding times for preparation or analysis exceeded	J	Analyte detected at or below quantitation limits
JN	Non-routine analyte. Quantitation estimated.	ND	Not Detected at the Reporting Limit
S	Spike Recovery outside accepted recovery limits		

Centek Laboratories, LLC

Date: *22-Feb-11*

CLIENT:	Arcadis	Client Sample ID:	IA-VMP 6A
Lab Order:	C1101035	Tag Number:	191,69
Project:	Lockheed Martin NJ001014.0001	Collection Date:	1/24/2011
Lab ID:	C1101035-007A	Matrix:	AIR

Analyses	Result	**Limit	Qual	Units	DF	Date Analyzed
1UG/M3 W/ 0.25UG/M3 CT-TCE-VC		TO-15				Analyst: LL
Freon 12	1.9 J	0.75		ug/m3	1	1/26/2011 6:11:00 PM
Heptane	2.5	0.62		ug/m3	1	1/26/2011 6:11:00 PM
Hexachloro-1,3-butadiene	< 1.6 J	1.6		ug/m3	1	1/26/2011 6:11:00 PM
Hexane	2.6	0.54		ug/m3	1	1/26/2011 6:11:00 PM
Isopropyl alcohol	1400 JD	120		ug/m3	320	1/28/2011 2:27:00 AM
m&p-Xylene	2.0 J	1.3		ug/m3	1	1/26/2011 6:11:00 PM
Methyl Butyl Ketone	< 1.2	1.2		ug/m3	1	1/26/2011 6:11:00 PM
Methyl Ethyl Ketone	3.4	0.90		ug/m3	1	1/26/2011 6:11:00 PM
Methyl Isobutyl Ketone	< 1.2	1.2		ug/m3	1	1/26/2011 6:11:00 PM
Methyl tert-butyl ether	< 0.55	0.55		ug/m3	1	1/26/2011 6:11:00 PM
Methylene chloride	800 D	170		ug/m3	320	1/28/2011 2:27:00 AM
o-Xylene	0.79	0.66		ug/m3	1	1/26/2011 6:11:00 PM
Propylene	< 0.26 J	0.26		ug/m3	1	1/26/2011 6:11:00 PM
Styrene	0.74	0.65		ug/m3	1	1/26/2011 6:11:00 PM
Tetrachloroethylene	< 1.0	1.0		ug/m3	1	1/26/2011 6:11:00 PM
Tetrahydrofuran	38 JD	3.6		ug/m3	8	1/28/2011 3:01:00 AM
Toluene	5.5	0.57		ug/m3	1	1/26/2011 6:11:00 PM
trans-1,2-Dichloroethene	0.56	0.60	J	ug/m3	1	1/26/2011 6:11:00 PM
trans-1,3-Dichloropropene	< 0.69 J	0.69		ug/m3	1	1/26/2011 6:11:00 PM
Trichloroethene	0.60	0.22		ug/m3	1	1/26/2011 6:11:00 PM
Vinyl acetate	4.2	0.54		ug/m3	1	1/26/2011 6:11:00 PM
Vinyl Bromide	< 0.67	0.67		ug/m3	1	1/26/2011 6:11:00 PM
Vinyl chloride	< 0.10	0.10		ug/m3	1	1/26/2011 6:11:00 PM

Qualifiers:

**	Reporting Limit
B	Analyte detected in the associated Method Blank
H	Holding times for preparation or analysis exceeded
JN	Non-routine analyte. Quantitation estimated.
S	Spike Recovery outside accepted recovery limits
.	Results reported are not blank corrected
E	Value above quantitation range
J	Analyte detected at or below quantitation limits
ND	Not Detected at the Reporting Limit

Centek Laboratories, LLC

Date: *22-Feb-11*

CLIENT:	Arcadis	Client Sample ID:	SS-VMP 6
Lab Order:	C1101035	Tag Number:	317,436
Project:	Lockheed Martin NJ001014.0001	Collection Date:	1/24/2011
Lab ID:	C1101035-008A	Matrix:	AIR

Analyses	Result	**Limit	Qual	Units	DF	Date Analyzed
1UG/M3 BY METHOD TO15		TO-15				Analyst: LL
1,1,1-Trichloroethane	< 0.83	0.83		ug/m3	1	1/27/2011 8:04:00 AM
1,1,2,2-Tetrachloroethane	< 1.0	1.0		ug/m3	1	1/27/2011 8:04:00 AM
1,1,2-Trichloroethane	< 0.83 J	0.83		ug/m3	1	1/27/2011 8:04:00 AM
1,1-Dichloroethane	< 0.62	0.62		ug/m3	1	1/27/2011 8:04:00 AM
1,1-Dichloroethene	< 0.60	0.60		ug/m3	1	1/27/2011 8:04:00 AM
1,2,4-Trichlorobenzene	< 1.1 J	1.1		ug/m3	1	1/27/2011 8:04:00 AM
1,2,4-Trimethylbenzene	2.8	0.75		ug/m3	1	1/27/2011 8:04:00 AM
1,2-Dibromoethane	< 1.2	1.2		ug/m3	1	1/27/2011 8:04:00 AM
1,2-Dichlorobenzene	< 0.92	0.92		ug/m3	1	1/27/2011 8:04:00 AM
1,2-Dichloroethane	< 0.62	0.62		ug/m3	1	1/27/2011 8:04:00 AM
1,2-Dichloropropane	< 0.70	0.70		ug/m3	1	1/27/2011 8:04:00 AM
1,3,5-Trimethylbenzene	0.80	0.75		ug/m3	1	1/27/2011 8:04:00 AM
1,3-butadiene	< 0.34	0.34		ug/m3	1	1/27/2011 8:04:00 AM
1,3-Dichlorobenzene	< 0.92	0.92		ug/m3	1	1/27/2011 8:04:00 AM
1,4-Dichlorobenzene	8.0	0.92		ug/m3	1	1/27/2011 8:04:00 AM
1,4-Dioxane	< 1.1	1.1		ug/m3	1	1/27/2011 8:04:00 AM
2,2,4-trimethylpentane	< 0.71	0.71		ug/m3	1	1/27/2011 8:04:00 AM
4-ethyltoluene	0.60	0.75	J	ug/m3	1	1/27/2011 8:04:00 AM
Acetone	31 D	5.8		ug/m3	8	1/29/2011 7:32:00 AM
Allyl chloride	< 0.48	0.48		ug/m3	1	1/27/2011 8:04:00 AM
Benzene	1.0	0.49		ug/m3	1	1/27/2011 8:04:00 AM
Benzyl chloride	< 0.88 J	0.88		ug/m3	1	1/27/2011 8:04:00 AM
Bromodichloromethane	< 1.0	1.0		ug/m3	1	1/27/2011 8:04:00 AM
Bromoform	< 1.6	1.6		ug/m3	1	1/27/2011 8:04:00 AM
Bromomethane	< 0.59	0.59		ug/m3	1	1/27/2011 8:04:00 AM
Carbon disulfide	0.32	0.47	J	ug/m3	1	1/27/2011 8:04:00 AM
Carbon tetrachloride	0.32	0.96	J	ug/m3	1	1/27/2011 8:04:00 AM
Chlorobenzene	< 0.70	0.70		ug/m3	1	1/27/2011 8:04:00 AM
Chloroethane	< 0.40	0.40		ug/m3	1	1/27/2011 8:04:00 AM
Chloroform	< 0.74	0.74		ug/m3	1	1/27/2011 8:04:00 AM
Chloromethane	0.61	0.31		ug/m3	1	1/27/2011 8:04:00 AM
cis-1,2-Dichloroethene	< 0.60	0.60		ug/m3	1	1/27/2011 8:04:00 AM
cis-1,3-Dichloropropene	< 0.69	0.69		ug/m3	1	1/27/2011 8:04:00 AM
Cyclohexane	1.8	0.52		ug/m3	1	1/27/2011 8:04:00 AM
Dibromochloromethane	< 1.3	1.3		ug/m3	1	1/27/2011 8:04:00 AM
Ethyl acetate	< 0.92	0.92		ug/m3	1	1/27/2011 8:04:00 AM
Ethylbenzene	0.84	0.66		ug/m3	1	1/27/2011 8:04:00 AM
Freon 11	1.3	0.86		ug/m3	1	1/27/2011 8:04:00 AM
Freon 113	< 1.2	1.2		ug/m3	1	1/27/2011 8:04:00 AM
Freon 114	< 1.1	1.1		ug/m3	1	1/27/2011 8:04:00 AM

Qualifiers:

- ** Reporting Limit
- B Analyte detected in the associated Method Blank
- H Holding times for preparation or analysis exceeded
- JN Non-routine analyte. Quantitation estimated.
- S Spike Recovery outside accepted recovery limits
- . Results reported are not blank corrected
- E Value above quantitation range
- J Analyte detected at or below quantitation limits
- ND Not Detected at the Reporting Limit

Centek Laboratories, LLC

Date: *22-Feb-11*

CLIENT:	Arcadis	Client Sample ID:	SS-VMP 6
Lab Order:	C1101035	Tag Number:	317,436
Project:	Lockheed Martin NJ001014.0001	Collection Date:	1/24/2011
Lab ID:	C1101035-008A	Matrix:	AIR

Analyses	Result	**Limit	Qual	Units	DF	Date Analyzed
1UG/M3 BY METHOD TO15		TO-15				Analyst: LL
Freon 12	2.0 J	0.75		ug/m3	1	1/27/2011 8:04:00 AM
Heptane	2.6	0.62		ug/m3	1	1/27/2011 8:04:00 AM
Hexachloro-1,3-butadiene	< 1.6 J	1.6		ug/m3	1	1/27/2011 8:04:00 AM
Hexane	2.0	0.54		ug/m3	1	1/27/2011 8:04:00 AM
Isopropyl alcohol	1500 JD	120		ug/m3	320	1/29/2011 8:07:00 AM
m&p-Xylene	2.1 J	1.3		ug/m3	1	1/27/2011 8:04:00 AM
Methyl Butyl Ketone	< 1.2	1.2		ug/m3	1	1/27/2011 8:04:00 AM
Methyl Ethyl Ketone	3.1	0.90		ug/m3	1	1/27/2011 8:04:00 AM
Methyl Isobutyl Ketone	< 1.2	1.2		ug/m3	1	1/27/2011 8:04:00 AM
Methyl tert-butyl ether	< 0.55	0.55		ug/m3	1	1/27/2011 8:04:00 AM
Methylene chloride	800 D	170		ug/m3	320	1/29/2011 8:07:00 AM
o-Xylene	0.75	0.66		ug/m3	1	1/27/2011 8:04:00 AM
Propylene	< 0.26 J	0.26		ug/m3	1	1/27/2011 8:04:00 AM
Styrene	0.56	0.65	J	ug/m3	1	1/27/2011 8:04:00 AM
Tetrachloroethylene	< 1.0	1.0		ug/m3	1	1/27/2011 8:04:00 AM
Tetrahydrofuran	11 J	0.45		ug/m3	1	1/27/2011 8:04:00 AM
Toluene	5.8 D	4.6		ug/m3	8	1/29/2011 7:32:00 AM
trans-1,2-Dichloroethene	0.44	0.60	J	ug/m3	1	1/27/2011 8:04:00 AM
trans-1,3-Dichloropropene	< 0.69 J	0.69		ug/m3	1	1/27/2011 8:04:00 AM
Trichloroethene	0.49	0.82	J	ug/m3	1	1/27/2011 8:04:00 AM
Vinyl acetate	< 0.54	0.54		ug/m3	1	1/27/2011 8:04:00 AM
Vinyl Bromide	< 0.67	0.67		ug/m3	1	1/27/2011 8:04:00 AM
Vinyl chloride	< 0.39	0.39		ug/m3	1	1/27/2011 8:04:00 AM

Qualifiers:			
**	Reporting Limit	.	Results reported are not blank corrected
B	Analyte detected in the associated Method Blank	E	Value above quantitation range
H	Holding times for preparation or analysis exceeded	J	Analyte detected at or below quantitation limits
JN	Non-routine analyte. Quantitation estimated.	ND	Not Detected at the Reporting Limit
S	Spike Recovery outside accepted recovery limits		

Centek Laboratories, LLC

Date: *22-Feb-11*

CLIENT:	Arcadis	Client Sample ID:	IA-VMP 3B
Lab Order:	C1101035	Tag Number:	106,395
Project:	Lockheed Martin NJ001014.0001	Collection Date:	1/24/2011
Lab ID:	C1101035-009A	Matrix:	AIR

Analyses	Result	**Limit	Qual	Units	DF	Date Analyzed
1UG/M3 W/ 0.25UG/M3 CT-TCE-VC		TO-15				Analyst: LL
1,1,1-Trichloroethane	< 0.83	0.83		ug/m3	1	1/26/2011 6:46:00 PM
1,1,2,2-Tetrachloroethane	< 1.0	1.0		ug/m3	1	1/26/2011 6:46:00 PM
1,1,2-Trichloroethane	< 0.83 J	0.83		ug/m3	1	1/26/2011 6:46:00 PM
1,1-Dichloroethane	< 0.62	0.62		ug/m3	1	1/26/2011 6:46:00 PM
1,1-Dichloroethene	< 0.60	0.60		ug/m3	1	1/26/2011 6:46:00 PM
1,2,4-Trichlorobenzene	< 1.1 J	1.1		ug/m3	1	1/26/2011 6:46:00 PM
1,2,4-Trimethylbenzene	1.3	0.75		ug/m3	1	1/26/2011 6:46:00 PM
1,2-Dibromoethane	< 1.2	1.2		ug/m3	1	1/26/2011 6:46:00 PM
1,2-Dichlorobenzene	< 0.92	0.92		ug/m3	1	1/26/2011 6:46:00 PM
1,2-Dichloroethane	< 0.62	0.62		ug/m3	1	1/26/2011 6:46:00 PM
1,2-Dichloropropane	< 0.70	0.70		ug/m3	1	1/26/2011 6:46:00 PM
1,3,5-Trimethylbenzene	0.55	0.75	J	ug/m3	1	1/26/2011 6:46:00 PM
1,3-butadiene	< 0.34	0.34		ug/m3	1	1/26/2011 6:46:00 PM
1,3-Dichlorobenzene	< 0.92	0.92		ug/m3	1	1/26/2011 6:46:00 PM
1,4-Dichlorobenzene	1.4	0.92		ug/m3	1	1/26/2011 6:46:00 PM
1,4-Dioxane	< 1.1	1.1		ug/m3	1	1/26/2011 6:46:00 PM
2,2,4-trimethylpentane	< 0.71	0.71		ug/m3	1	1/26/2011 6:46:00 PM
4-ethyltoluene	< 0.75	0.75		ug/m3	1	1/26/2011 6:46:00 PM
Acetone	19 D	7.2		ug/m3	10	1/28/2011 3:34:00 AM
Allyl chloride	< 0.48	0.48		ug/m3	1	1/26/2011 6:46:00 PM
Benzene	0.84	0.49		ug/m3	1	1/26/2011 6:46:00 PM
Benzyl chloride	< 0.88 J	0.88		ug/m3	1	1/26/2011 6:46:00 PM
Bromodichloromethane	< 1.0	1.0		ug/m3	1	1/26/2011 6:46:00 PM
Bromoform	< 1.6	1.6		ug/m3	1	1/26/2011 6:46:00 PM
Bromomethane	< 0.59	0.59		ug/m3	1	1/26/2011 6:46:00 PM
Carbon disulfide	< 0.47	0.47		ug/m3	1	1/26/2011 6:46:00 PM
Carbon tetrachloride	0.26	0.26		ug/m3	1	1/26/2011 6:46:00 PM
Chlorobenzene	< 0.70	0.70		ug/m3	1	1/26/2011 6:46:00 PM
Chloroethane	< 0.40	0.40		ug/m3	1	1/26/2011 6:46:00 PM
Chloroform	< 0.74	0.74		ug/m3	1	1/26/2011 6:46:00 PM
Chloromethane	0.67	0.31		ug/m3	1	1/26/2011 6:46:00 PM
cis-1,2-Dichloroethene	< 0.60	0.60		ug/m3	1	1/26/2011 6:46:00 PM
cis-1,3-Dichloropropene	< 0.69	0.69		ug/m3	1	1/26/2011 6:46:00 PM
Cyclohexane	< 0.52	0.52		ug/m3	1	1/26/2011 6:46:00 PM
Dibromochloromethane	< 1.3	1.3		ug/m3	1	1/26/2011 6:46:00 PM
Ethyl acetate	< 0.92	0.92		ug/m3	1	1/26/2011 6:46:00 PM
Ethylbenzene	0.97	0.66		ug/m3	1	1/26/2011 6:46:00 PM
Freon 11	1.3	0.86		ug/m3	1	1/26/2011 6:46:00 PM
Freon 113	< 1.2	1.2		ug/m3	1	1/26/2011 6:46:00 PM
Freon 114	< 1.1	1.1		ug/m3	1	1/26/2011 6:46:00 PM

Qualifiers:

**	Reporting Limit	.	Results reported are not blank corrected
B	Analyte detected in the associated Method Blank	E	Value above quantitation range
H	Holding times for preparation or analysis exceeded	J	Analyte detected at or below quantitation limits
JN	Non-routine analyte. Quantitation estimated.	ND	Not Detected at the Reporting Limit
S	Spike Recovery outside accepted recovery limits		

Centek Laboratories, LLC

Date: *22-Feb-11*

CLIENT:	Arcadis	Client Sample ID:	IA-VMP 3B
Lab Order:	C1101035	Tag Number:	106,395
Project:	Lockheed Martin NJ001014.0001	Collection Date:	1/24/2011
Lab ID:	C1101035-009A	Matrix:	AIR

Analyses	Result	**Limit	Qual	Units	DF	Date Analyzed
1UG/M3 W/ 0.25UG/M3 CT-TCE-VC		TO-15				Analyst: LL
Freon 12	1.9 J	0.75		ug/m3	1	1/26/2011 6:46:00 PM
Heptane	3.1	0.62		ug/m3	1	1/26/2011 6:46:00 PM
Hexachloro-1,3-butadiene	< 1.6 J	1.6		ug/m3	1	1/26/2011 6:46:00 PM
Hexane	1.1	0.54		ug/m3	1	1/26/2011 6:46:00 PM
Isopropyl alcohol	210 J D	15		ug/m3	40	1/28/2011 4:07:00 AM
m&p-Xylene	1.1 J	1.3	J	ug/m3	1	1/26/2011 6:46:00 PM
Methyl Butyl Ketone	< 1.2	1.2		ug/m3	1	1/26/2011 6:46:00 PM
Methyl Ethyl Ketone	< 0.90	0.90		ug/m3	1	1/26/2011 6:46:00 PM
Methyl Isobutyl Ketone	< 1.2	1.2		ug/m3	1	1/26/2011 6:46:00 PM
Methyl tert-butyl ether	< 0.55	0.55		ug/m3	1	1/26/2011 6:46:00 PM
Methylene chloride	150 D	21		ug/m3	40	1/28/2011 4:07:00 AM
o-Xylene	0.79	0.66		ug/m3	1	1/26/2011 6:46:00 PM
Propylene	< 0.26 J	0.26		ug/m3	1	1/26/2011 6:46:00 PM
Styrene	8.6	0.65		ug/m3	1	1/26/2011 6:46:00 PM
Tetrachloroethylene	< 1.0	1.0		ug/m3	1	1/26/2011 6:46:00 PM
Tetrahydrofuran	< 0.45 J	0.45		ug/m3	1	1/26/2011 6:46:00 PM
Toluene	12 D	5.7		ug/m3	10	1/28/2011 3:34:00 AM
trans-1,2-Dichloroethene	< 0.60	0.60		ug/m3	1	1/26/2011 6:46:00 PM
trans-1,3-Dichloropropene	< 0.69 J	0.69		ug/m3	1	1/26/2011 6:46:00 PM
Trichloroethene	0.66	0.22		ug/m3	1	1/26/2011 6:46:00 PM
Vinyl acetate	< 0.54	0.54		ug/m3	1	1/26/2011 6:46:00 PM
Vinyl Bromide	< 0.67	0.67		ug/m3	1	1/26/2011 6:46:00 PM
Vinyl chloride	< 0.10	0.10		ug/m3	1	1/26/2011 6:46:00 PM

Qualifiers:

**	Reporting Limit	.	Results reported are not blank corrected
B	Analyte detected in the associated Method Blank	E	Value above quantitation range
H	Holding times for preparation or analysis exceeded	J	Analyte detected at or below quantitation limits
JN	Non-routine analyte. Quantitation estimated.	ND	Not Detected at the Reporting Limit
S	Spike Recovery outside accepted recovery limits		

Centek Laboratories, LLC

Date: *22-Feb-11*

CLIENT:	Arcadis	Client Sample ID:	SS-VMP 3B
Lab Order:	C1101035	Tag Number:	479,123
Project:	Lockheed Martin NJ001014.0001	Collection Date:	1/24/2011
Lab ID:	C1101035-010A	Matrix:	AIR

Analyses	Result	**Limit	Qual	Units	DF	Date Analyzed
1UG/M3 BY METHOD TO15		TO-15				Analyst: LL
1,1,1-Trichloroethane	< 0.83	0.83		ug/m3	1	1/27/2011 8:39:00 AM
1,1,2,2-Tetrachloroethane	< 1.0	1.0		ug/m3	1	1/27/2011 8:39:00 AM
1,1,2-Trichloroethane	< 0.83 J	0.83		ug/m3	1	1/27/2011 8:39:00 AM
1,1-Dichloroethane	< 0.62	0.62		ug/m3	1	1/27/2011 8:39:00 AM
1,1-Dichloroethene	< 0.60	0.60		ug/m3	1	1/27/2011 8:39:00 AM
1,2,4-Trichlorobenzene	< 1.1 J	1.1		ug/m3	1	1/27/2011 8:39:00 AM
1,2,4-Trimethylbenzene	1.7	0.75		ug/m3	1	1/27/2011 8:39:00 AM
1,2-Dibromoethane	< 1.2	1.2		ug/m3	1	1/27/2011 8:39:00 AM
1,2-Dichlorobenzene	< 0.92	0.92		ug/m3	1	1/27/2011 8:39:00 AM
1,2-Dichloroethane	< 0.62	0.62		ug/m3	1	1/27/2011 8:39:00 AM
1,2-Dichloropropane	< 0.70	0.70		ug/m3	1	1/27/2011 8:39:00 AM
1,3,5-Trimethylbenzene	0.80	0.75		ug/m3	1	1/27/2011 8:39:00 AM
1,3-butadiene	< 0.34	0.34		ug/m3	1	1/27/2011 8:39:00 AM
1,3-Dichlorobenzene	< 0.92	0.92		ug/m3	1	1/27/2011 8:39:00 AM
1,4-Dichlorobenzene	4.6	0.92		ug/m3	1	1/27/2011 8:39:00 AM
1,4-Dioxane	< 1.1	1.1		ug/m3	1	1/27/2011 8:39:00 AM
2,2,4-trimethylpentane	< 0.71	0.71		ug/m3	1	1/27/2011 8:39:00 AM
4-ethyltoluene	< 0.75	0.75		ug/m3	1	1/27/2011 8:39:00 AM
Acetone	29 D	7.2		ug/m3	10	1/27/2011 9:11:00 AM
Allyl chloride	< 0.48	0.48		ug/m3	1	1/27/2011 8:39:00 AM
Benzene	1.0	0.49		ug/m3	1	1/27/2011 8:39:00 AM
Benzyl chloride	< 0.88 J	0.88		ug/m3	1	1/27/2011 8:39:00 AM
Bromodichloromethane	< 1.0	1.0		ug/m3	1	1/27/2011 8:39:00 AM
Bromoform	< 1.6	1.6		ug/m3	1	1/27/2011 8:39:00 AM
Bromomethane	< 0.59	0.59		ug/m3	1	1/27/2011 8:39:00 AM
Carbon disulfide	< 0.47	0.47		ug/m3	1	1/27/2011 8:39:00 AM
Carbon tetrachloride	0.38	0.96	J	ug/m3	1	1/27/2011 8:39:00 AM
Chlorobenzene	< 0.70	0.70		ug/m3	1	1/27/2011 8:39:00 AM
Chloroethane	< 0.40	0.40		ug/m3	1	1/27/2011 8:39:00 AM
Chloroform	< 0.74	0.74		ug/m3	1	1/27/2011 8:39:00 AM
Chloromethane	0.65	0.31		ug/m3	1	1/27/2011 8:39:00 AM
cis-1,2-Dichloroethene	< 0.60	0.60		ug/m3	1	1/27/2011 8:39:00 AM
cis-1,3-Dichloropropene	< 0.69	0.69		ug/m3	1	1/27/2011 8:39:00 AM
Cyclohexane	1.8	0.52		ug/m3	1	1/27/2011 8:39:00 AM
Dibromochloromethane	< 1.3	1.3		ug/m3	1	1/27/2011 8:39:00 AM
Ethyl acetate	< 0.92	0.92		ug/m3	1	1/27/2011 8:39:00 AM
Ethylbenzene	1.2	0.66		ug/m3	1	1/27/2011 8:39:00 AM
Freon 11	1.3	0.86		ug/m3	1	1/27/2011 8:39:00 AM
Freon 113	< 1.2	1.2		ug/m3	1	1/27/2011 8:39:00 AM
Freon 114	< 1.1	1.1		ug/m3	1	1/27/2011 8:39:00 AM

Qualifiers:

- ** Reporting Limit
- B Analyte detected in the associated Method Blank
- H Holding times for preparation or analysis exceeded
- JN Non-routine analyte. Quantitation estimated.
- S Spike Recovery outside accepted recovery limits
- . Results reported are not blank corrected
- E Value above quantitation range
- J Analyte detected at or below quantitation limits
- ND Not Detected at the Reporting Limit

Centek Laboratories, LLC

Date: *22-Feb-11*

CLIENT:	Arcadis	Client Sample ID:	SS-VMP 3B
Lab Order:	C1101035	Tag Number:	479,123
Project:	Lockheed Martin NJ001014.0001	Collection Date:	1/24/2011
Lab ID:	C1101035-010A	Matrix:	AIR

Analyses	Result	**Limit	Qual	Units	DF	Date Analyzed
1UG/M3 BY METHOD TO15		TO-15				Analyst: LL
Freon 12	2.1 J	0.75		ug/m3	1	1/27/2011 8:39:00 AM
Heptane	3.2	0.62		ug/m3	1	1/27/2011 8:39:00 AM
Hexachloro-1,3-butadiene	< 1.6 J	1.6		ug/m3	1	1/27/2011 8:39:00 AM
Hexane	1.1	0.54		ug/m3	1	1/27/2011 8:39:00 AM
Isopropyl alcohol	290 J D	30		ug/m3	60	1/29/2011 9:17:00 AM
m&p-Xylene	1.9 J	1.3		ug/m3	1	1/27/2011 8:39:00 AM
Methyl Butyl Ketone	< 1.2	1.2		ug/m3	1	1/27/2011 8:39:00 AM
Methyl Ethyl Ketone	< 0.90	0.90		ug/m3	1	1/27/2011 8:39:00 AM
Methyl Isobutyl Ketone	< 1.2	1.2		ug/m3	1	1/27/2011 8:39:00 AM
Methyl tert-butyl ether	< 0.55	0.55		ug/m3	1	1/27/2011 8:39:00 AM
Methylene chloride	160 D	21		ug/m3	40	1/29/2011 8:42:00 AM
o-Xylene	1.1	0.66		ug/m3	1	1/27/2011 8:39:00 AM
Propylene	< 0.26 J	0.26		ug/m3	1	1/27/2011 8:39:00 AM
Styrene	7.2	0.65		ug/m3	1	1/27/2011 8:39:00 AM
Tetrachloroethylene	< 1.0	1.0		ug/m3	1	1/27/2011 8:39:00 AM
Tetrahydrofuran	< 0.45 J	0.45		ug/m3	1	1/27/2011 8:39:00 AM
Toluene	11 D	5.7		ug/m3	10	1/27/2011 9:11:00 AM
trans-1,2-Dichloroethene	< 0.60	0.60		ug/m3	1	1/27/2011 8:39:00 AM
trans-1,3-Dichloropropene	< 0.69 J	0.69		ug/m3	1	1/27/2011 8:39:00 AM
Trichloroethene	0.60	0.82	J	ug/m3	1	1/27/2011 8:39:00 AM
Vinyl acetate	< 0.54	0.54		ug/m3	1	1/27/2011 8:39:00 AM
Vinyl Bromide	< 0.67	0.67		ug/m3	1	1/27/2011 8:39:00 AM
Vinyl chloride	< 0.39	0.39		ug/m3	1	1/27/2011 8:39:00 AM

Qualifiers:

**	Reporting Limit	.	Results reported are not blank corrected
B	Analyte detected in the associated Method Blank	E	Value above quantitation range
H	Holding times for preparation or analysis exceeded	J	Analyte detected at or below quantitation limits
JN	Non-routine analyte. Quantitation estimated.	ND	Not Detected at the Reporting Limit
S	Spike Recovery outside accepted recovery limits		

Centek Laboratories, LLC

Date: *22-Feb-11*

CLIENT:	Arcadis	Client Sample ID:	SS-VMP 3E
Lab Order:	C1101035	Tag Number:	193,405
Project:	Lockheed Martin NJ001014.0001	Collection Date:	1/24/2011
Lab ID:	C1101035-011A	Matrix:	AIR

Analyses	Result	**Limit	Qual	Units	DF	Date Analyzed
1UG/M3 BY METHOD TO15		TO-15				Analyst: LL
1,1,1-Trichloroethane	< 0.83	0.83		ug/m3	1	1/27/2011 9:46:00 AM
1,1,2,2-Tetrachloroethane	< 1.0	1.0		ug/m3	1	1/27/2011 9:46:00 AM
1,1,2-Trichloroethane	< 0.83	0.83		ug/m3	1	1/27/2011 9:46:00 AM
1,1-Dichloroethane	< 0.62	0.62		ug/m3	1	1/27/2011 9:46:00 AM
1,1-Dichloroethene	< 0.60	0.60		ug/m3	1	1/27/2011 9:46:00 AM
1,2,4-Trichlorobenzene	< 1.1	1.1		ug/m3	1	1/27/2011 9:46:00 AM
1,2,4-Trimethylbenzene	5.1	0.75		ug/m3	1	1/27/2011 9:46:00 AM
1,2-Dibromoethane	< 1.2	1.2		ug/m3	1	1/27/2011 9:46:00 AM
1,2-Dichlorobenzene	< 0.92	0.92		ug/m3	1	1/27/2011 9:46:00 AM
1,2-Dichloroethane	< 0.62	0.62		ug/m3	1	1/27/2011 9:46:00 AM
1,2-Dichloropropane	< 0.70	0.70		ug/m3	1	1/27/2011 9:46:00 AM
1,3,5-Trimethylbenzene	1.2	0.75		ug/m3	1	1/27/2011 9:46:00 AM
1,3-butadiene	< 0.34	0.34		ug/m3	1	1/27/2011 9:46:00 AM
1,3-Dichlorobenzene	< 0.92	0.92		ug/m3	1	1/27/2011 9:46:00 AM
1,4-Dichlorobenzene	< 0.92	0.92		ug/m3	1	1/27/2011 9:46:00 AM
1,4-Dioxane	< 1.1	1.1		ug/m3	1	1/27/2011 9:46:00 AM
2,2,4-trimethylpentane	< 0.71	0.71		ug/m3	1	1/27/2011 9:46:00 AM
4-ethyltoluene	1.1	0.75		ug/m3	1	1/27/2011 9:46:00 AM
Acetone	6.9	3.6		ug/m3	5	1/29/2011 9:52:00 AM
Allyl chloride	< 0.48	0.48		ug/m3	1	1/27/2011 9:46:00 AM
Benzene	0.94	0.49		ug/m3	1	1/27/2011 9:46:00 AM
Benzyl chloride	< 0.88	0.88		ug/m3	1	1/27/2011 9:46:00 AM
Bromodichloromethane	< 1.0	1.0		ug/m3	1	1/27/2011 9:46:00 AM
Bromoform	< 1.6	1.6		ug/m3	1	1/27/2011 9:46:00 AM
Bromomethane	< 0.59	0.59		ug/m3	1	1/27/2011 9:46:00 AM
Carbon disulfide	< 0.47	0.47		ug/m3	1	1/27/2011 9:46:00 AM
Carbon tetrachloride	0.38	0.96	J	ug/m3	1	1/27/2011 9:46:00 AM
Chlorobenzene	< 0.70	0.70		ug/m3	1	1/27/2011 9:46:00 AM
Chloroethane	< 0.40	0.40		ug/m3	1	1/27/2011 9:46:00 AM
Chloroform	< 0.74	0.74		ug/m3	1	1/27/2011 9:46:00 AM
Chloromethane	0.80	0.31		ug/m3	1	1/27/2011 9:46:00 AM
cis-1,2-Dichloroethene	< 0.60	0.60		ug/m3	1	1/27/2011 9:46:00 AM
cis-1,3-Dichloropropene	< 0.69	0.69		ug/m3	1	1/27/2011 9:46:00 AM
Cyclohexane	< 0.52	0.52		ug/m3	1	1/27/2011 9:46:00 AM
Dibromochloromethane	< 1.3	1.3		ug/m3	1	1/27/2011 9:46:00 AM
Ethyl acetate	< 0.92	0.92		ug/m3	1	1/27/2011 9:46:00 AM
Ethylbenzene	0.93	0.66		ug/m3	1	1/27/2011 9:46:00 AM
Freon 11	1.4	0.66		ug/m3	1	1/27/2011 9:46:00 AM
Freon 113	< 1.2	1.2		ug/m3	1	1/27/2011 9:46:00 AM
Freon 114	< 1.1	1.1		ug/m3	1	1/27/2011 9:46:00 AM

Qualifiers:

**	Reporting Limit	.	Results reported are not blank corrected
B	Analyte detected in the associated Method Blank	E	Value above quantitation range
H	Holding times for preparation or analysis exceeded	J	Analyte detected at or below quantitation limits
JN	Non-routine analyte. Quantitation estimated.	ND	Not Detected at the Reporting Limit
S	Spike Recovery outside accepted recovery limits		

Centek Laboratories, LLC

Date: *22-Feb-11*

CLIENT:	Arcadis	Client Sample ID:	SS-VMP 3E
Lab Order:	C1101035	Tag Number:	193,405
Project:	Lockheed Martin NJ001014.0001	Collection Date:	1/24/2011
Lab ID:	C1101035-011A	Matrix:	AIR

Analyses	Result	**Limit	Qual	Units	DF	Date Analyzed
1UG/M3 BY METHOD TO15		TO-15				Analyst: LL
Freon 12	2.3 J	0.75		ug/m3	1	1/27/2011 9:46:00 AM
Heptane	12 D	3.1		ug/m3	5	1/29/2011 9:52:00 AM
Hexachloro-1,3-butadiene	< 1.6 J	1.6		ug/m3	1	1/27/2011 9:46:00 AM
Hexane	1.8	0.54		ug/m3	1	1/27/2011 9:46:00 AM
Isopropyl alcohol	15 JD	1.9		ug/m3	5	1/29/2011 9:52:00 AM
m&p-Xylene	2.1 J	1.3		ug/m3	1	1/27/2011 9:46:00 AM
Methyl Butyl Ketone	< 1.2	1.2		ug/m3	1	1/27/2011 9:46:00 AM
Methyl Ethyl Ketone	< 0.90	0.90		ug/m3	1	1/27/2011 9:46:00 AM
Methyl Isobutyl Ketone	< 1.2	1.2		ug/m3	1	1/27/2011 9:46:00 AM
Methyl tert-butyl ether	< 0.55	0.55		ug/m3	1	1/27/2011 9:46:00 AM
Methylene chloride	5.9	0.53		ug/m3	1	1/27/2011 9:46:00 AM
o-Xylene	0.62	0.65	J	ug/m3	1	1/27/2011 9:46:00 AM
Propylene	< 0.26 J	0.26		ug/m3	1	1/27/2011 9:46:00 AM
Styrene	1.1	0.65		ug/m3	1	1/27/2011 9:46:00 AM
Tetrachloroethylene	1.2	1.0		ug/m3	1	1/27/2011 9:46:00 AM
Tetrahydrofuran	< 0.45 J	0.45		ug/m3	1	1/27/2011 9:46:00 AM
Toluene	5.8	0.57		ug/m3	1	1/27/2011 9:46:00 AM
trans-1,2-Dichloroethene	< 0.60	0.60		ug/m3	1	1/27/2011 9:46:00 AM
trans-1,3-Dichloropropene	< 0.69 J	0.69		ug/m3	1	1/27/2011 9:46:00 AM
Trichloroethene	1.3	0.82		ug/m3	1	1/27/2011 9:46:00 AM
Vinyl acetate	< 0.54	0.54		ug/m3	1	1/27/2011 9:46:00 AM
Vinyl Bromide	< 0.67	0.67		ug/m3	1	1/27/2011 9:46:00 AM
Vinyl chloride	< 0.39	0.39		ug/m3	1	1/27/2011 9:46:00 AM

Qualifiers:

**	Reporting Limit	.	Results reported are not blank corrected
B	Analyte detected in the associated Method Blank	E	Value above quantitation range
H	Holding times for preparation or analysis exceeded	J	Analyte detected at or below quantitation limits
JN	Non-routine analyte. Quantitation estimated.	ND	Not Detected at the Reporting Limit
S	Spike Recovery outside accepted recovery limits		

Centek Laboratories, LLC

Date: *22-Feb-11*

CLIENT:	Arcadis	Client Sample ID:	IA-VMP 3E
Lab Order:	C1101035	Tag Number:	422,56
Project:	Lockheed Martin NJ001014.0001	Collection Date:	1/24/2011
Lab ID:	C1101035-012A	Matrix:	AIR

Analyses	Result	**Limit	Qual	Units	DF	Date Analyzed
1UG/M3 W/ 0.25UG/M3 CT-TCE-VC		TO-15				Analyst: LL
1,1,1-Trichloroethane	< 0.83	0.83		ug/m3	1	1/26/2011 7:21:00 PM
1,1,2,2-Tetrachloroethane	< 1.0	1.0		ug/m3	1	1/26/2011 7:21:00 PM
1,1,2-Trichloroethane	< 0.83	0.83	J	ug/m3	1	1/26/2011 7:21:00 PM
1,1-Dichloroethane	< 0.62	0.62		ug/m3	1	1/26/2011 7:21:00 PM
1,1-Dichloroethene	< 0.60	0.60		ug/m3	1	1/26/2011 7:21:00 PM
1,2,4-Trichlorobenzene	< 1.1	1.1	J	ug/m3	1	1/26/2011 7:21:00 PM
1,2,4-Trimethylbenzene	3.8	0.75		ug/m3	1	1/26/2011 7:21:00 PM
1,2-Dibromoethane	< 1.2	1.2		ug/m3	1	1/26/2011 7:21:00 PM
1,2-Dichlorobenzene	< 0.92	0.92		ug/m3	1	1/26/2011 7:21:00 PM
1,2-Dichloroethane	< 0.62	0.62		ug/m3	1	1/26/2011 7:21:00 PM
1,2-Dichloropropane	< 0.70	0.70		ug/m3	1	1/26/2011 7:21:00 PM
1,3,5-Trimethylbenzene	0.80	0.75		ug/m3	1	1/26/2011 7:21:00 PM
1,3-butadiene	< 0.34	0.34		ug/m3	1	1/26/2011 7:21:00 PM
1,3-Dichlorobenzene	< 0.92	0.92		ug/m3	1	1/26/2011 7:21:00 PM
1,4-Dichlorobenzene	< 0.92	0.92		ug/m3	1	1/26/2011 7:21:00 PM
1,4-Dioxane	< 1.1	1.1		ug/m3	1	1/26/2011 7:21:00 PM
2,2,4-trimethylpentane	< 0.71	0.71		ug/m3	1	1/26/2011 7:21:00 PM
4-ethyltoluene	0.80	0.75		ug/m3	1	1/26/2011 7:21:00 PM
Acetone	6.5	3.6	D	ug/m3	5	1/28/2011 4:39:00 AM
Allyl chloride	< 0.48	0.48		ug/m3	1	1/26/2011 7:21:00 PM
Benzene	0.88	0.49		ug/m3	1	1/26/2011 7:21:00 PM
Benzyl chloride	< 0.88	0.88	J	ug/m3	1	1/26/2011 7:21:00 PM
Bromodichloromethane	< 1.0	1.0		ug/m3	1	1/26/2011 7:21:00 PM
Bromoform	< 1.6	1.6		ug/m3	1	1/26/2011 7:21:00 PM
Bromomethane	< 0.59	0.59		ug/m3	1	1/26/2011 7:21:00 PM
Carbon disulfide	< 0.47	0.47		ug/m3	1	1/26/2011 7:21:00 PM
Carbon tetrachloride	0.32	0.26		ug/m3	1	1/26/2011 7:21:00 PM
Chlorobenzene	< 0.70	0.70		ug/m3	1	1/26/2011 7:21:00 PM
Chloroethane	< 0.40	0.40		ug/m3	1	1/26/2011 7:21:00 PM
Chloroform	< 0.74	0.74		ug/m3	1	1/26/2011 7:21:00 PM
Chloromethane	0.61	0.31		ug/m3	1	1/26/2011 7:21:00 PM
cis-1,2-Dichloroethene	< 0.60	0.60		ug/m3	1	1/26/2011 7:21:00 PM
cis-1,3-Dichloropropene	< 0.69	0.69		ug/m3	1	1/26/2011 7:21:00 PM
Cyclohexane	< 0.52	0.52		ug/m3	1	1/26/2011 7:21:00 PM
Dibromochloromethane	< 1.3	1.3		ug/m3	1	1/26/2011 7:21:00 PM
Ethyl acetate	< 0.92	0.92		ug/m3	1	1/26/2011 7:21:00 PM
Ethylbenzene	0.79	0.66		ug/m3	1	1/26/2011 7:21:00 PM
Freon 11	1.0	0.86		ug/m3	1	1/26/2011 7:21:00 PM
Freon 113	< 1.2	1.2		ug/m3	1	1/26/2011 7:21:00 PM
Freon 114	< 1.1	1.1		ug/m3	1	1/26/2011 7:21:00 PM

Qualifiers:

- ** Reporting Limit
- B Analyte detected in the associated Method Blank
- H Holding times for preparation or analysis exceeded
- JN Non-routine analyte. Quantitation estimated.
- S Spike Recovery outside accepted recovery limits
- . Results reported are not blank corrected
- E Value above quantitation range
- J Analyte detected at or below quantitation limits
- ND Not Detected at the Reporting Limit

Centek Laboratories, LLC

Date: *22-Feb-11*

CLIENT:	Arcadis	Client Sample ID:	IA-VMP 3E
Lab Order:	C1101035	Tag Number:	422,56
Project:	Lockheed Martin NJ001014.0001	Collection Date:	1/24/2011
Lab ID:	C1101035-012A	Matrix:	AIR

Analyses	Result	**Limit	Qual	Units	DF	Date Analyzed
1UG/M3 W/ 0.25UG/M3 CT-TCE-VC		TO-15				Analyst: LL
Freon 12	1.9 J	0.75		ug/m3	1	1/26/2011 7:21:00 PM
Heptane	21 D	3.1		ug/m3	5	1/28/2011 4:39:00 AM
Hexachloro-1,3-butadiene	< 1.6 J	1.6		ug/m3	1	1/26/2011 7:21:00 PM
Hexane	1.4	0.54		ug/m3	1	1/26/2011 7:21:00 PM
Isopropyl alcohol	19 J D	1.9		ug/m3	5	1/28/2011 4:39:00 AM
m&p-Xylene	1.6 J	1.3		ug/m3	1	1/26/2011 7:21:00 PM
Methyl Butyl Ketone	< 1.2	1.2		ug/m3	1	1/26/2011 7:21:00 PM
Methyl Ethyl Ketone	< 0.90	0.90		ug/m3	1	1/26/2011 7:21:00 PM
Methyl Isobutyl Ketone	< 1.2	1.2		ug/m3	1	1/26/2011 7:21:00 PM
Methyl tert-butyl ether	< 0.55	0.55		ug/m3	1	1/26/2011 7:21:00 PM
Methylene chloride	9.7 D	2.6		ug/m3	5	1/28/2011 4:39:00 AM
o-Xylene	0.66	0.66		ug/m3	1	1/26/2011 7:21:00 PM
Propylene	< 0.26 J	0.26		ug/m3	1	1/26/2011 7:21:00 PM
Styrene	2.1	0.65		ug/m3	1	1/26/2011 7:21:00 PM
Tetrachloroethylene	0.69	1.0	J	ug/m3	1	1/26/2011 7:21:00 PM
Tetrahydrofuran	< 0.45 J	0.45		ug/m3	1	1/26/2011 7:21:00 PM
Toluene	5.7	0.57		ug/m3	1	1/26/2011 7:21:00 PM
trans-1,2-Dichloroethene	< 0.60	0.60		ug/m3	1	1/26/2011 7:21:00 PM
trans-1,3-Dichloropropene	< 0.69 J	0.69		ug/m3	1	1/26/2011 7:21:00 PM
Trichloroethene	1.3	0.22		ug/m3	1	1/26/2011 7:21:00 PM
Vinyl acetate	< 0.54	0.54		ug/m3	1	1/26/2011 7:21:00 PM
Vinyl Bromide	< 0.67	0.67		ug/m3	1	1/26/2011 7:21:00 PM
Vinyl chloride	< 0.10	0.10		ug/m3	1	1/26/2011 7:21:00 PM

Qualifiers:

**	Reporting Limit	.	Results reported are not blank corrected
B	Analyte detected in the associated Method Blank	E	Value above quantitation range
H	Holding times for preparation or analysis exceeded	J	Analyte detected at or below quantitation limits
JN	Non-routine analyte. Quantitation estimated.	ND	Not Detected at the Reporting Limit
S	Spike Recovery outside accepted recovery limits		

Centek Laboratories, LLC

Date: *22-Feb-11*

CLIENT:	Arcadis	Client Sample ID:	SS-VMP 5B
Lab Order:	C1101035	Tag Number:	418,277
Project:	Lockheed Martin NJ001014.0001	Collection Date:	1/25/2011
Lab ID:	C1101035-013A	Matrix:	AIR

Analyses	Result	**Limit	Qual	Units	DF	Date Analyzed
1UG/M3 BY METHOD TO15		TO-15				Analyst: LL
1,1,1-Trichloroethane	< 0.83	0.83		ug/m3	1	1/27/2011 5:33:00 PM
1,1,2,2-Tetrachloroethane	< 1.0	1.0		ug/m3	1	1/27/2011 5:33:00 PM
1,1,2-Trichloroethane	< 0.83 J	0.83		ug/m3	1	1/27/2011 5:33:00 PM
1,1-Dichloroethane	< 0.62	0.62		ug/m3	1	1/27/2011 5:33:00 PM
1,1-Dichloroethene	< 0.60	0.60		ug/m3	1	1/27/2011 5:33:00 PM
1,2,4-Trichlorobenzene	< 1.1 J	1.1		ug/m3	1	1/27/2011 5:33:00 PM
1,2,4-Trimethylbenzene	1.0	0.75		ug/m3	1	1/27/2011 5:33:00 PM
1,2-Dibromoethane	< 1.2	1.2		ug/m3	1	1/27/2011 5:33:00 PM
1,2-Dichlorobenzene	< 0.92	0.92		ug/m3	1	1/27/2011 5:33:00 PM
1,2-Dichloroethane	< 0.62	0.62		ug/m3	1	1/27/2011 5:33:00 PM
1,2-Dichloropropane	< 0.70	0.70		ug/m3	1	1/27/2011 5:33:00 PM
1,3,5-Trimethylbenzene	< 0.75	0.75		ug/m3	1	1/27/2011 5:33:00 PM
1,3-butadiene	< 0.34	0.34		ug/m3	1	1/27/2011 5:33:00 PM
1,3-Dichlorobenzene	< 0.92	0.92		ug/m3	1	1/27/2011 5:33:00 PM
1,4-Dichlorobenzene	3.9	0.92		ug/m3	1	1/27/2011 5:33:00 PM
1,4-Dioxane	< 1.1	1.1		ug/m3	1	1/27/2011 5:33:00 PM
2,2,4-trimethylpentane	< 0.71	0.71		ug/m3	1	1/27/2011 5:33:00 PM
4-ethyltoluene	< 0.75	0.75		ug/m3	1	1/27/2011 5:33:00 PM
Acetone	19 D	5.8		ug/m3	8	1/28/2011 5:53:00 PM
Allyl chloride	< 0.48	0.48		ug/m3	1	1/27/2011 5:33:00 PM
Benzene	0.88	0.49		ug/m3	1	1/27/2011 5:33:00 PM
Benzyl chloride	< 0.86 J	0.86		ug/m3	1	1/27/2011 5:33:00 PM
Bromodichloromethane	< 1.0	1.0		ug/m3	1	1/27/2011 5:33:00 PM
Bromoform	< 1.6	1.6		ug/m3	1	1/27/2011 5:33:00 PM
Bromomethane	< 0.59	0.59		ug/m3	1	1/27/2011 5:33:00 PM
Carbon disulfide	0.92	0.47		ug/m3	1	1/27/2011 5:33:00 PM
Carbon tetrachloride	0.32	0.95	J	ug/m3	1	1/27/2011 5:33:00 PM
Chlorobenzene	< 0.70	0.70		ug/m3	1	1/27/2011 5:33:00 PM
Chloroethane	< 0.40	0.40		ug/m3	1	1/27/2011 5:33:00 PM
Chloroform	< 0.74	0.74		ug/m3	1	1/27/2011 5:33:00 PM
Chloromethane	0.65	0.31		ug/m3	1	1/27/2011 5:33:00 PM
cis-1,2-Dichloroethene	< 0.60	0.60		ug/m3	1	1/27/2011 5:33:00 PM
cis-1,3-Dichloropropene	< 0.69	0.69		ug/m3	1	1/27/2011 5:33:00 PM
Cyclohexane	1.1	0.52		ug/m3	1	1/27/2011 5:33:00 PM
Dibromochloromethane	< 1.3	1.3		ug/m3	1	1/27/2011 5:33:00 PM
Ethyl acetate	< 0.92	0.92		ug/m3	1	1/27/2011 5:33:00 PM
Ethylbenzene	0.49	0.66	J	ug/m3	1	1/27/2011 5:33:00 PM
Freon 11	1.3	0.86		ug/m3	1	1/27/2011 5:33:00 PM
Freon 113	0.86	1.2	J	ug/m3	1	1/27/2011 5:33:00 PM
Freon 114	< 1.1	1.1		ug/m3	1	1/27/2011 5:33:00 PM

Qualifiers:

- ** Reporting Limit
- B Analyte detected in the associated Method Blank
- H Holding times for preparation or analysis exceeded
- JN Non-routine analyte. Quantitation estimated.
- S Spike Recovery outside accepted recovery limits
- . Results reported are not blank corrected
- E Value above quantitation range
- J Analyte detected at or below quantitation limits
- ND Not Detected at the Reporting Limit

Centek Laboratories, LLC

Date: *22-Feb-11*

CLIENT:	Arcadis	Client Sample ID:	SS-VMP 5B
Lab Order:	C1101035	Tag Number:	418,277
Project:	Lockheed Martin NJ001014.0001	Collection Date:	1/25/2011
Lab ID:	C1101035-013A	Matrix:	AIR

Analyses	Result	**Limit	Qual	Units	DF	Date Analyzed
1UG/M3 BY METHOD TO15		TO-15				Analyst: LL
Freon 12	2.1 J	0.75		ug/m3	1	1/27/2011 5:33:00 PM
Heptane	1.1	0.62		ug/m3	1	1/27/2011 5:33:00 PM
Hexachloro-1,3-butadiene	< 1.6 J	1.6		ug/m3	1	1/27/2011 5:33:00 PM
Hexane	1.2	0.54		ug/m3	1	1/27/2011 5:33:00 PM
Isopropyl alcohol	460 JD	60		ug/m3	160	1/28/2011 6:27:00 PM
m&p-Xylene	1.2 J	1.3	J	ug/m3	1	1/27/2011 5:33:00 PM
Methyl Butyl Ketone	< 1.2	1.2		ug/m3	1	1/27/2011 5:33:00 PM
Methyl Ethyl Ketone	< 0.90	0.90		ug/m3	1	1/27/2011 5:33:00 PM
Methyl Isobutyl Ketone	< 1.2	1.2		ug/m3	1	1/27/2011 5:33:00 PM
Methyl tert-butyl ether	< 0.55	0.55		ug/m3	1	1/27/2011 5:33:00 PM
Methylene chloride	320 D	85		ug/m3	160	1/28/2011 6:27:00 PM
o-Xylene	< 0.66	0.66		ug/m3	1	1/27/2011 5:33:00 PM
Propylene	< 0.26 J	0.26		ug/m3	1	1/27/2011 5:33:00 PM
Styrene	< 0.65	0.65		ug/m3	1	1/27/2011 5:33:00 PM
Tetrachloroethylene	< 1.0	1.0		ug/m3	1	1/27/2011 5:33:00 PM
Tetrahydrofuran	4.7 J	0.45		ug/m3	1	1/27/2011 5:33:00 PM
Toluene	4.1	0.57		ug/m3	1	1/27/2011 5:33:00 PM
trans-1,2-Dichloroethene	< 0.60	0.60		ug/m3	1	1/27/2011 5:33:00 PM
trans-1,3-Dichloropropene	< 0.69 J	0.69		ug/m3	1	1/27/2011 5:33:00 PM
Trichloroethene	0.27	0.82	J	ug/m3	1	1/27/2011 5:33:00 PM
Vinyl acetate	< 0.54	0.54		ug/m3	1	1/27/2011 5:33:00 PM
Vinyl Bromide	< 0.67	0.67		ug/m3	1	1/27/2011 5:33:00 PM
Vinyl chloride	< 0.39	0.39		ug/m3	1	1/27/2011 5:33:00 PM

Qualifiers:

**	Reporting Limit	.	Results reported are not blank corrected
B	Analyte detected in the associated Method Blank	E	Value above quantitation range
H	Holding times for preparation or analysis exceeded	J	Analyte detected at or below quantitation limits
JN	Non-routine analyte. Quantitation estimated.	ND	Not Detected at the Reporting Limit
S	Spike Recovery outside accepted recovery limits		

Centek Laboratories, LLC

Date: *22-Feb-11*

CLIENT:	Arcadis	Client Sample ID:	SS-VMP 3A
Lab Order:	C1101035	Tag Number:	463,399
Project:	Lockheed Martin NJ001014.0001	Collection Date:	1/25/2011
Lab ID:	C1101035-014A	Matrix:	AIR

Analyses	Result	**Limit	Qual	Units	DF	Date Analyzed
1UG/M3 BY METHOD TO15		TO-15				Analyst: LL
1,1,1-Trichloroethane	< 0.83	0.83		ug/m3	1	1/27/2011 6:06:00 PM
1,1,2,2-Tetrachloroethane	< 1.0	1.0		ug/m3	1	1/27/2011 6:06:00 PM
1,1,2-Trichloroethane	< 0.83 J	0.83		ug/m3	1	1/27/2011 6:06:00 PM
1,1-Dichloroethane	< 0.62	0.62		ug/m3	1	1/27/2011 6:06:00 PM
1,1-Dichloroethene	< 0.60	0.60		ug/m3	1	1/27/2011 6:06:00 PM
1,2,4-Trichlorobenzene	< 1.1 J	1.1		ug/m3	1	1/27/2011 6:06:00 PM
1,2,4-Trimethylbenzene	1.0	0.75		ug/m3	1	1/27/2011 6:06:00 PM
1,2-Dibromoethane	< 1.2	1.2		ug/m3	1	1/27/2011 6:06:00 PM
1,2-Dichlorobenzene	< 0.92	0.92		ug/m3	1	1/27/2011 6:06:00 PM
1,2-Dichloroethane	< 0.62	0.62		ug/m3	1	1/27/2011 6:06:00 PM
1,2-Dichloropropane	< 0.70	0.70		ug/m3	1	1/27/2011 6:06:00 PM
1,3,5-Trimethylbenzene	< 0.75	0.75		ug/m3	1	1/27/2011 6:06:00 PM
1,3-butadiene	< 0.34	0.34		ug/m3	1	1/27/2011 6:06:00 PM
1,3-Dichlorobenzene	< 0.92	0.92		ug/m3	1	1/27/2011 6:06:00 PM
1,4-Dichlorobenzene	4.4	0.92		ug/m3	1	1/27/2011 6:06:00 PM
1,4-Dioxane	< 1.1	1.1		ug/m3	1	1/27/2011 6:06:00 PM
2,2,4-trimethylpentane	< 0.71	0.71		ug/m3	1	1/27/2011 6:06:00 PM
4-ethyltoluene	< 0.75	0.75		ug/m3	1	1/27/2011 6:06:00 PM
Acetone	22 D	5.8		ug/m3	8	1/28/2011 7:01:00 PM
Allyl chloride	< 0.48	0.48		ug/m3	1	1/27/2011 6:06:00 PM
Benzene	0.84	0.49		ug/m3	1	1/27/2011 6:06:00 PM
Benzyl chloride	< 0.88 J	0.88		ug/m3	1	1/27/2011 6:06:00 PM
Bromodichloromethane	< 1.0	1.0		ug/m3	1	1/27/2011 6:06:00 PM
Bromoform	< 1.6	1.6		ug/m3	1	1/27/2011 6:06:00 PM
Bromomethane	< 0.59	0.59		ug/m3	1	1/27/2011 6:06:00 PM
Carbon disulfide	< 0.47	0.47		ug/m3	1	1/27/2011 6:06:00 PM
Carbon tetrachloride	0.38	0.96	J	ug/m3	1	1/27/2011 6:06:00 PM
Chlorobenzene	< 0.70	0.70		ug/m3	1	1/27/2011 6:06:00 PM
Chloroethane	< 0.40	0.40		ug/m3	1	1/27/2011 6:06:00 PM
Chloroform	< 0.74	0.74		ug/m3	1	1/27/2011 6:06:00 PM
Chloromethane	0.67	0.31		ug/m3	1	1/27/2011 6:06:00 PM
cis-1,2-Dichloroethene	< 0.60	0.60		ug/m3	1	1/27/2011 6:06:00 PM
cis-1,3-Dichloropropene	< 0.69	0.69		ug/m3	1	1/27/2011 6:06:00 PM
Cyclohexane	1.5	0.52		ug/m3	1	1/27/2011 6:06:00 PM
Dibromochloromethane	< 1.3	1.3		ug/m3	1	1/27/2011 6:06:00 PM
Ethyl acetate	1.2	0.92		ug/m3	1	1/27/2011 6:06:00 PM
Ethylbenzene	< 0.66	0.66		ug/m3	1	1/27/2011 6:06:00 PM
Freon 11	1.2	0.86		ug/m3	1	1/27/2011 6:06:00 PM
Freon 113	0.78	1.2	J	ug/m3	1	1/27/2011 6:06:00 PM
Freon 114	< 1.1	1.1		ug/m3	1	1/27/2011 6:06:00 PM

Qualifiers:

**	Reporting Limit	.	Results reported are not blank corrected
B	Analyte detected in the associated Method Blank	E	Value above quantitation range
H	Holding times for preparation or analysis exceeded	J	Analyte detected at or below quantitation limits
JN	Non-routine analyte. Quantitation estimated.	ND	Not Detected at the Reporting Limit
S	Spike Recovery outside accepted recovery limits		

Centek Laboratories, LLC

Date: *22-Feb-11*

CLIENT:	Arcadis	Client Sample ID:	SS-VMP 3A
Lab Order:	C1101035	Tag Number:	463,399
Project:	Lockheed Martin NJ001014.0001	Collection Date:	1/25/2011
Lab ID:	C1101035-014A	Matrix:	AIR

Analyses	Result	**Limit	Qual	Units	DF	Date Analyzed
1UG/M3 BY METHOD TO15		TO-15				Analyst: LL
Freon 12	2.0 J	0.75		ug/m3	1	1/27/2011 6:06:00 PM
Heptane	1.4	0.62		ug/m3	1	1/27/2011 6:06:00 PM
Hexachloro-1,3-butadiene	< 1.6 J	1.6		ug/m3	1	1/27/2011 6:06:00 PM
Hexane	0.97	0.54		ug/m3	1	1/27/2011 6:06:00 PM
Isopropyl alcohol	490 J D	60		ug/m3	160	1/28/2011 7:35:00 PM
m&p-Xylene	1.3 J	1.3		ug/m3	1	1/27/2011 6:06:00 PM
Methyl Butyl Ketone	< 1.2	1.2		ug/m3	1	1/27/2011 6:06:00 PM
Methyl Ethyl Ketone	< 0.90	0.90		ug/m3	1	1/27/2011 6:06:00 PM
Methyl Isobutyl Ketone	< 1.2	1.2		ug/m3	1	1/27/2011 6:06:00 PM
Methyl tert-butyl ether	< 0.55	0.55		ug/m3	1	1/27/2011 6:06:00 PM
Methylene chloride	360 D	85		ug/m3	160	1/28/2011 7:35:00 PM
o-Xylene	< 0.66	0.66		ug/m3	1	1/27/2011 6:06:00 PM
Propylene	< 0.26 J	0.26		ug/m3	1	1/27/2011 6:06:00 PM
Styrene	< 0.65	0.65		ug/m3	1	1/27/2011 6:06:00 PM
Tetrachloroethylene	< 1.0	1.0		ug/m3	1	1/27/2011 6:06:00 PM
Tetrahydrofuran	5.9 J	0.46		ug/m3	1	1/27/2011 6:06:00 PM
Toluene	6.6	0.57		ug/m3	1	1/27/2011 6:06:00 PM
trans-1,2-Dichloroethene	< 0.60	0.60		ug/m3	1	1/27/2011 6:06:00 PM
trans-1,3-Dichloropropene	< 0.69 J	0.69		ug/m3	1	1/27/2011 6:06:00 PM
Trichloroethene	0.33	0.82	J	ug/m3	1	1/27/2011 6:06:00 PM
Vinyl acetate	< 0.54	0.54		ug/m3	1	1/27/2011 6:06:00 PM
Vinyl Bromide	< 0.67	0.67		ug/m3	1	1/27/2011 6:06:00 PM
Vinyl chloride	< 0.39	0.39		ug/m3	1	1/27/2011 6:06:00 PM

Qualifiers:

**	Reporting Limit	.	Results reported are not blank corrected
B	Analyte detected in the associated Method Blank	E	Value above quantitation range
H	Holding times for preparation or analysis exceeded	J	Analyte detected at or below quantitation limits
JN	Non-routine analyte. Quantitation estimated.	ND	Not Detected at the Reporting Limit
S	Spike Recovery outside accepted recovery limits		

Centek Laboratories, LLC

Date: *22-Feb-11*

CLIENT:	Arcadis	Client Sample ID:	IA-VMP 3A
Lab Order:	C1101035	Tag Number:	544,278
Project:	Lockheed Martin NJ001014.0001	Collection Date:	1/25/2011
Lab ID:	C1101035-015A	Matrix:	AIR

Analyses	Result	**Limit	Qual	Units	DF	Date Analyzed
1UG/M3 W/ 0.25UG/M3 CT-TCE-VC		TO-15				Analyst: LL
1,1,1-Trichloroethane	< 0.83	0.83		ug/m3	1	1/26/2011 7:56:00 PM
1,1,2,2-Tetrachloroethane	< 1.0	1.0		ug/m3	1	1/26/2011 7:56:00 PM
1,1,2-Trichloroethane	< 0.83 J	0.83		ug/m3	1	1/26/2011 7:56:00 PM
1,1-Dichloroethane	< 0.62	0.62		ug/m3	1	1/26/2011 7:56:00 PM
1,1-Dichloroethene	< 0.60	0.60		ug/m3	1	1/26/2011 7:56:00 PM
1,2,4-Trichlorobenzene	< 1.1 J	1.1		ug/m3	1	1/26/2011 7:56:00 PM
1,2,4-Trimethylbenzene	1.3	0.75		ug/m3	1	1/26/2011 7:56:00 PM
1,2-Dibromoethane	< 1.2	1.2		ug/m3	1	1/26/2011 7:56:00 PM
1,2-Dichlorobenzene	< 0.92	0.92		ug/m3	1	1/26/2011 7:56:00 PM
1,2-Dichloroethane	< 0.62	0.62		ug/m3	1	1/26/2011 7:56:00 PM
1,2-Dichloropropane	< 0.70	0.70		ug/m3	1	1/26/2011 7:56:00 PM
1,3,5-Trimethylbenzene	0.50	0.75	J	ug/m3	1	1/26/2011 7:56:00 PM
1,3-butadiene	< 0.34	0.34		ug/m3	1	1/26/2011 7:56:00 PM
1,3-Dichlorobenzene	< 0.92	0.92		ug/m3	1	1/26/2011 7:56:00 PM
1,4-Dichlorobenzene	3.7	0.92		ug/m3	1	1/26/2011 7:56:00 PM
1,4-Dioxane	< 1.1	1.1		ug/m3	1	1/26/2011 7:56:00 PM
2,2,4-trimethylpentane	< 0.71	0.71		ug/m3	1	1/26/2011 7:56:00 PM
4-ethyltoluene	< 0.75	0.75		ug/m3	1	1/26/2011 7:56:00 PM
Acetone	35 D	5.8		ug/m3	8	1/28/2011 5:47:00 AM
Allyl chloride	< 0.48	0.48		ug/m3	1	1/26/2011 7:56:00 PM
Benzene	0.88	0.49		ug/m3	1	1/26/2011 7:56:00 PM
Benzyl chloride	< 0.88 J	0.88		ug/m3	1	1/26/2011 7:56:00 PM
Bromodichloromethane	< 1.0	1.0		ug/m3	1	1/26/2011 7:56:00 PM
Bromoform	< 1.6	1.6		ug/m3	1	1/26/2011 7:56:00 PM
Bromomethane	< 0.59	0.59		ug/m3	1	1/26/2011 7:56:00 PM
Carbon disulfide	< 0.47	0.47		ug/m3	1	1/26/2011 7:56:00 PM
Carbon tetrachloride	0.26	0.26		ug/m3	1	1/26/2011 7:56:00 PM
Chlorobenzene	< 0.70	0.70		ug/m3	1	1/26/2011 7:56:00 PM
Chloroethane	< 0.40	0.40		ug/m3	1	1/26/2011 7:56:00 PM
Chloroform	< 0.74	0.74		ug/m3	1	1/26/2011 7:56:00 PM
Chloromethane	0.94	0.31		ug/m3	1	1/26/2011 7:56:00 PM
cis-1,2-Dichloroethene	< 0.60	0.60		ug/m3	1	1/26/2011 7:56:00 PM
cis-1,3-Dichloropropene	< 0.69	0.69		ug/m3	1	1/26/2011 7:56:00 PM
Cyclohexane	1.4	0.52		ug/m3	1	1/26/2011 7:56:00 PM
Dibromochloromethane	< 1.3	1.3		ug/m3	1	1/26/2011 7:56:00 PM
Ethyl acetate	1.0	0.92		ug/m3	1	1/26/2011 7:56:00 PM
Ethylbenzene	< 0.66	0.66		ug/m3	1	1/26/2011 7:56:00 PM
Freon 11	1.4	0.86		ug/m3	1	1/26/2011 7:56:00 PM
Freon 113	< 1.2	1.2		ug/m3	1	1/26/2011 7:56:00 PM
Freon 114	< 1.1	1.1		ug/m3	1	1/26/2011 7:56:00 PM

Qualifiers:

- ** Reporting Limit
- B Analyte detected in the associated Method Blank
- H Holding times for preparation or analysis exceeded
- JN Non-routine analyte. Quantitation estimated.
- S Spike Recovery outside accepted recovery limits
- . Results reported are not blank corrected
- E Value above quantitation range
- J Analyte detected at or below quantitation limits
- ND Not Detected at the Reporting Limit

Centek Laboratories, LLC

Date: *22-Feb-11*

CLIENT:	Arcadis	Client Sample ID:	IA-VMP 3A
Lab Order:	C1101035	Tag Number:	544,278
Project:	Lockheed Martin NJ001014.0001	Collection Date:	1/25/2011
Lab ID:	C1101035-015A	Matrix:	AIR

Analyses	Result	**Limit	Qual	Units	DF	Date Analyzed
1UG/M3 W/ 0.25UG/M3 CT-TCE-VC		TO-15				Analyst: LL
Freon 12	2.5	0.75		ug/m3	1	1/26/2011 7:56:00 PM
Heptane	1.7	0.62		ug/m3	1	1/26/2011 7:56:00 PM
Hexachloro-1,3-butadiene	< 1.6	1.6		ug/m3	1	1/26/2011 7:56:00 PM
Hexane	1.7	0.54		ug/m3	1	1/26/2011 7:56:00 PM
Isopropyl alcohol	610	120		ug/m3	320	1/28/2011 5:12:00 AM
m&p-Xylene	1.3	1.3		ug/m3	1	1/26/2011 7:56:00 PM
Methyl Butyl Ketone	< 1.2	1.2		ug/m3	1	1/26/2011 7:56:00 PM
Methyl Ethyl Ketone	4.2	0.90		ug/m3	1	1/26/2011 7:56:00 PM
Methyl Isobutyl Ketone	< 1.2	1.2		ug/m3	1	1/26/2011 7:56:00 PM
Methyl tert-butyl ether	< 0.55	0.55		ug/m3	1	1/26/2011 7:56:00 PM
Methylene chloride	530	170		ug/m3	320	1/28/2011 5:12:00 AM
o-Xylene	0.44	0.66	J	ug/m3	1	1/26/2011 7:56:00 PM
Propylene	< 0.26	0.26		ug/m3	1	1/26/2011 7:56:00 PM
Styrene	< 0.65	0.65		ug/m3	1	1/26/2011 7:56:00 PM
Tetrachloroethylene	< 1.0	1.0		ug/m3	1	1/26/2011 7:56:00 PM
Tetrahydrofuran	9.2	0.45		ug/m3	1	1/26/2011 7:56:00 PM
Toluene	5.6	4.6		ug/m3	8	1/28/2011 5:47:00 AM
trans-1,2-Dichloroethene	< 0.60	0.60		ug/m3	1	1/26/2011 7:56:00 PM
trans-1,3-Dichloropropene	< 0.69	0.69		ug/m3	1	1/26/2011 7:56:00 PM
Trichloroethene	0.55	0.22		ug/m3	1	1/26/2011 7:56:00 PM
Vinyl acetate	< 0.54	0.54		ug/m3	1	1/26/2011 7:56:00 PM
Vinyl Bromide	< 0.67	0.67		ug/m3	1	1/26/2011 7:56:00 PM
Vinyl chloride	< 0.10	0.10		ug/m3	1	1/26/2011 7:56:00 PM

Qualifiers:

**	Reporting Limit	.	Results reported are not blank corrected
B	Analyte detected in the associated Method Blank	E	Value above quantitation range
H	Holding times for preparation or analysis exceeded	J	Analyte detected at or below quantitation limits
JN	Non-routine analyte. Quantitation estimated.	ND	Not Detected at the Reporting Limit
S	Spike Recovery outside accepted recovery limits		

ARCADIS

Laboratory Task Order No./P.O. No. _____ **CHAIN-OF-CUSTODY RECORD** Page 1 of 2

Project Number/Name NY001814.0001 / Lockheed Martin

Project Location Utica, NY

Laboratory CenTek Labs

Project Manager Chris Motta

Sampler(s)/Affiliation Katie Bidwell

Page 14 of 637

Sample ID/Location	Matrix	Date/Time Sampled	Canister ID / Lab ID	ANALYSIS / METHOD / SIZE: Flow Controller ID	Gauge Reading Prior to Sample Collection	Gauge Reading Following Sample Collection	TO-15	Start Time	End Time	Remarks	Total
IA - VMP 6	A	1/24/2011	229	452	27.5	3.0	X	0854	1325	Questions?	
IA - VMP 7A	A	1/24/2011	564	382	29.0	5.25	X	0829	1443	Call Jeff	
SS - VMP 7	A	1/24/2011	275	143	30.0	5.5	X	0812	1449	BonSteel@	
SS - VMP 7A	A	1/24/2011	207	111	30.0+	6.0	X	0827	1510	518 452 7826	
IA - VMP 7	A	1/24/2011	101	292	28.0	5.5	X	0814	1536		
SS - VMP 6A	A	1/24/2011	359	186	30.0	5.5	X	0840	1610		
IA - VMP 6A	A	1/24/2011	191	69	28.5	12.0	X	0843	1643		
SS - VMP 6	A	1/24/2011	317	436	28.5	5.5	X	0853	1653		
IA - VMP 3B	A	1/24/2011	106	395	30.0+	5.0	X	0930	1704		
SS - VMP 3B	A	1/24/2011	479	123	30.0	5.5	X	0927	1727		
SS - VMP 3E	A	1/24/2011	193	405	30.0	11	X	0939	1739		
IA - VMP 3E	A	1/24/2011	422	56	29.5	6.0	X	0943	1743		
SS - VMP 5B	A	1/25/2011	418	277	28.5	5.25	X	0729	1301		
SS - VMP 3A	A	1/25/2011	463	399	28.0	5.50	X	0720	1350		
IA - VMP 3A	A	1/25/2011	544	278	28.5	5.25	X	0723	1353		

Total No. of Bottles/Containers: 34

Sample Matrix: L = Liquid; S = Solid; A = Air

					Seal Intact?
Relinquished by: Katie Bidwell	Organization: ARCADIS	Date 1/25/2011	Time 1815		Yes No N/A
Received by: David Lima	Organization: CenTek Labs	Date 1/25/2011	Time 1815		
Relinquished by:	Organization:	Date / /	Time		Seal Intact?
Received by: Jan Saale	Organization:	Date / /	Time		Yes No N/A

Special Instructions/Remarks:

ASP B / EPA Level IV 1 ug/m3 + TCE .25

C1101035

Delivery Method: ☒ In Person ☐ Common Carrier _____ (SPECIFY) ☐ Lab Courier ☐ Other _____ (SPECIFY)

AG 05-12/01

Centek Laboratories, LLC

ARCADIS
Infrastructure · Water · Environment · Buildings

Lockheed Martin Corporation

Data Usability Summary Report

UTICA, NEW YORK

Volatile Analyses

SDG#C1101036

Analyses Performed By:
Centek Laboratories, LLC

Report: #13852R
Review Level: Tier III
Project: NJ001029.0001.00001

SUMMARY

This data quality assessment summarizes the review of Sample Delivery Group (SDG) # C1101036 for samples collected in association with the Lockheed Martin Utica Site. The review was conducted as a Tier III evaluation and included review of data package completeness. Only analytical data associated with constituents of concern were reviewed for this validation. Field documentation was not included in this review. Included with this assessment are the validation annotated sample result sheets, and chain of custody. Analyses were performed on the following samples:

Sample ID	Lab ID	Matrix	Sample Collection Date	Parent Sample	Analysis				
					VOC	SVOC	PCB	MET	MISC
SS-VMP 5A	C1101036-001	AIR	1/25/2011		X				
IA-VMP 5B	C1101036-002	AIR	1/25/2011		X				
IA-VMP 3D	C1101036-003	AIR	1/25/2011		X				
IA-VMP 2B	C1101036-004	AIR	1/25/2011		X				
IA-DUPE	C1101036-005	AIR	1/25/2011	IA-VMP 2B	X				
IA-VMP 2C	C1101036-006	AIR	1/25/2011		X				
IA-VMP 1B	C1101036-007	AIR	1/25/2011		X				
SS-VMP 1B	C1101036-008	AIR	1/25/2011		X				
SS-VMP 4	C1101036-009	AIR	1/25/2011		X				
SS-VMP 2C	C1101035-010	AIR	1/25/2011		X				
IA-VMP 5A	C1101035-011	AIR	1/25/2011		X				
SS-VMP 3D	C1101035-012	AIR	1/25/2011		X				
SS-DUPE	C1101035-013	AIR	1/25/2011	SS-VMP 3D	X				
SS-VMP2B	C1101035-014	AIR	1/25/2011		X				
IA-VMP4	C1101035-015	AIR	1/25/2011		X				
Trip Blank	C1101035-016	AIR	1/24/2011		X				

ANALYTICAL DATA PACKAGE DOCUMENTATION
GENERAL INFORMATION

Items Reviewed	Reported		Performance Acceptable		Not Required
	No	Yes	No	Yes	
Sample receipt condition		X		X	
Requested analyses and sample results		X		X	
Collection Technique (grab, composite, etc.)		X		X	
Methods of analysis		X		X	
Reporting limits		X		X	
Sample collection date		X		X	
Laboratory sample received date		X		X	
Sample preservation verification (as applicable)		X		X	
Sample preparation/extraction/analysis dates		X		X	
Fully executed Chain-of-Custody (COC) form completed		X		X	
Narrative summary of QA or sample problems provided		X		X	
Data Package Completeness and Compliance		X		X	

QA - Quality Assurance

INTRODUCTION

Analyses were performed according to United States Environmental Protection Agency (USEPA) Method TO-15. Data were reviewed in accordance with USEPA National Functional Guidelines of October 1999, USEPA Region II SOP HW-31- Validating Air Samples Volatile Organic Analysis of Ambient Air In Canister by Method TO-15 of October 2006, New York State DEC Analytical Method ASP 2005 TO-15 (QA/QC Criteria R9 TO-15), NYSDEC Modifications to R9 TO-15 QA/QC Criteria February 2008 and NYSDEC Proposed Change to the ASP Regarding Canister Vacuum June 26, 2009.

The data review process is an evaluation of data on a technical basis rather than a determination of contract compliance. As such, the standards against which the data are being weighed may differ from those specified in the analytical method. It is assumed that the data package represents the best efforts of the laboratory and had already been subjected to adequate and sufficient quality review prior to submission.

During the review process, laboratory qualified and unqualified data are verified against the supporting documentation. Based on this evaluation, qualifier codes may be added, deleted, or modified by the data reviewer. Results are qualified with the following codes in accordance with USEPA National Functional Guidelines:

- Concentration (C) Qualifiers

  U The compound was analyzed for but not detected. The associated value is the compound quantitation limit.

  B The compound has been found in the sample as well as its associated blank, its presence in the sample may be suspect.

- Quantitation (Q) Qualifiers

  E The compound was quantitated above the calibration range.

  D Concentration is based on a diluted sample analysis.

- Validation Qualifiers

  J The compound was positively identified; however, the associated numerical value is an estimated concentration only.

  UJ The compound was not detected above the reported sample quantitation limit. However, the reported limit is approximate and may or may not represent the actual limit of quantitation.

  JN The analysis indicates the presence of a compound for which there is presumptive evidence to make a tentative identification. The associated numerical value is an estimated concentration only.

  UB Compound considered non-detect at the listed value due to associated blank contamination.

  N The analysis indicates the presence of a compound for which there is presumptive evidence to make a tentative identification.

  R The sample results are rejected.

Two facts should be noted by all data users. First, the "R" flag means that the associated value is unusable. In other words, due to significant quality control (QC) problems, the analysis is invalid and

provides no information as to whether the compound is present or not. "R" values should not appear on data tables because they cannot be relied upon, even as a last resort. The second fact to keep in mind is that no compound concentration, even if it has passed all QC tests, is guaranteed to be accurate. Strict QC serves to increase confidence in data but any value potentially contains error.

VOLATILE ORGANIC COMPOUND (VOC) ANALYSES

1. Holding Times

The specified holding times for the following methods are presented in the following table.

Method	Matrix	Holding Time	Preservation
Method TO-15	Air	30 days storage from collection to analysis	Ambient temperature

All samples were analyzed within the specified holding time criteria.

2. Blank Contamination

Quality assurance (QA) blanks (i.e., method and rinse blanks) are prepared to identify any contamination which may have been introduced into the samples during sample preparation or field activity. Method blanks measure laboratory contamination. Rinse blanks measure contamination of samples during field operations.

A blank action level (BAL) of five times the concentration of a detected compound in an associated blank (common laboratory contaminant compounds are calculated at ten times) is calculated for QA blanks containing concentrations greater than the method detection limit (MDL). The BAL is compared to the associated sample results to determine the appropriate qualification of the sample results, if needed.

All compounds associated with the QA blanks exhibited a concentration less than the MDL.

3. Mass Spectrometer Tuning

Mass spectrometer performance and column resolution was acceptable.

4. Calibration

Satisfactory instrument calibration is established to insure that the instrument is capable of producing acceptable quantitative data. An initial calibration demonstrates that the instrument is capable of acceptable performance at the beginning of an experimental sequence. The continuing calibration verifies that the instrument daily performance is satisfactory.

4.1 Initial Calibration

The method specifies percent relative standard deviation (%RSD) and relative response factor (RRF) limits for select compounds only. A technical review of the data applies limits to all compounds with no exceptions.

All target compounds associated with the initial calibration standards must exhibit a %RSD less than the control limit (30%) and an RRF value greater than control limit (0.05).

4.2 Continuing Calibration

All target compounds associated with the continuing calibration standard must exhibit a percent difference (%D) less than the control limit (30%) and RRF value greater than control limit (0.05).

All compounds associated with the calibrations were within the specified control limits, with the exception of the compounds presented in the following table.

Sample Locations	Initial/Continuing	Compound	Criteria
All samples associated with this SDG	CCV %D	1,2,4-Trichlorbenzene	44.7%
		Benzyl Chloride	-38.3%
		Propylene	-42.8%

The criteria used to evaluate the initial and continuing calibration are presented in the following table. In the case of a calibration deviation, the sample results are qualified.

Initial/Continuing	Criteria	Sample Result	Qualification
Initial and Continuing Calibration	RRF <0.05	Non-detect	R
		Detect	J
	RRF <0.01[1]	Non-detect	R
		Detect	J
	RRF >0.05 or RRF >0.01[1]	Non-detect	No Action
		Detect	
Initial Calibration	%RSD > 15% or a correlation coefficient <0.99	Non-detect	UJ
		Detect	J
Continuing Calibration	%D >20% (increase in sensitivity)	Non-detect	No Action
		Detect	J
	%D >20% (decrease in sensitivity)	Non-detect	UJ
		Detect	J

[1] RRF of 0.01 only applies to compounds which are typically poor responding compounds (i.e., ketones, 1,4-dioxane, etc.)

5. Surrogates/System Monitoring Compounds

All samples to be analyzed for organic compounds are spiked with surrogate compounds prior to sample preparation to evaluate overall laboratory performance and efficiency of the analytical technique. VOC analysis requires that all surrogates associated with the analysis exhibit recoveries within the laboratory-established acceptance limits.

All surrogate recoveries were within control limits.

6. Internal Standard Performance

Internal standard performance criteria insure that the GC/MS sensitivity and response are stable during every sample analysis. The criteria requires the internal standard compounds associated with the VOC exhibit area counts that are not greater than 40% or less than 40% of the area counts of the associated continuing calibration standard.

All internal standard responses were within control limits.

7. Laboratory Control Sample /Laboratory Control Sample Duplicate (LCS/LCSD) Analysis

The LCS/LCSD analysis is used to assess the precision and accuracy of the analytical method independent of matrix interferences. The compounds associated with the LCS/LCSD analysis must exhibit a percent recovery within the established acceptance limits of 70% to 130%. The relative percent difference (RPD) between the LCS/LCSD recoveries must exhibit an RPD within the laboratory-established acceptance limits.

Sample locations associated with LCS/LCSD analysis exhibiting recoveries outside of the control limits presented in the following table.

Sample Locations	Compound	LCS Recovery	LCSD Recovery
All samples associated with this SDG	1,2,4-Trichlorobenzene	AC	<70% but > 10%
	Hexachloro-1,3-Butadiene		
	Freon 12		
	Propylene		

The criteria used to evaluate the LCS/LCSD recoveries are presented in the following table. In the case of an LCS/LCSD deviation, the sample results are qualified as documented in the table below.

Control Limit	Sample Result	Qualification
LCS percent recovery >130%	Non-detect	No Action
	Detect	J
LCS percent recovery <70% but > 10%	Non-detect	J
	Detect	J
< 10%	Non-detect	R
	Detect	J

Note: Sample results were not qualified as rejected (R) due to the deviations listed above.

Sample locations associated with LCS/LCSD recoveries exhibiting an RPD greater than of the control limit presented in the following table.

Sample Locations	Compound
All samples associated with this SDG	Isopropyl alcohol
	m&p-Xylene
	Tetrahydrofuran
	Trans-1-3-Dichloropropene
	1,1,2-Trichloroethane
	Hexachloro-1,3-Butadiene

The criteria used to evaluate the RPD between the LCS/LCSD recoveries are presented in the following table. In the case of an RPD deviation, the sample results are qualified as documented in the table below.

Control Limit	Sample Result	Qualification
> UL	Non-detect	J
	Detect	J

8. Laboratory Duplicate Analysis

The laboratory duplicate relative percent difference (RPD) criterion is applied when parent and duplicate sample concentrations are greater than or equal to 5 times the RL. A control limit of 20% for air matrices is applied when the criteria above is true. In the instance when the parent and/or duplicate sample concentrations are less than or equal to 5 times the RL, a control limit of three times the RL is applied for air matrices.

Laboratory duplicates were not performed as part of this SDG.

9. Field Duplicate Analysis

Field duplicate analysis is used to assess the precision and accuracy of the field sampling procedures and analytical method. A control limit of 100% for air matrices is applied to the RPD between the parent sample and the field duplicate. In the instance when the parent and/or duplicate sample concentrations are less than or equal to 5 times the RL, a control limit of three times the RL is applied for air matrices.

Results for duplicate samples are summarized in the following table.

Sample ID/Duplicate ID	Compound	Sample Result	Duplicate Result	RPD
IA-VMP 2B / IA-DUP E	1,2,4-Trimethylbenzene	8.0 D	8.5 D	AC
	1,3,5-Trimethylbenzene	2.7	2.6	AC
	4-ethyltoluene	2.4	2.3	AC
	Acetone	19 D	24 D	AC
	Benzene	1.3	1.1	AC
	Carbon Tetrachloride	0.32	0.38	AC
	Chlorobenzene	1.4	1.4	AC
	Chloromethane	0.86	0.69	AC
	Cyclohexane	15 D	13 D	AC
	Ethylbenzene	0.79	0.84	AC
	Freon 11	2.1	1.9	AC
	Freon 12	2.2 J	2.2 J	AC
	Heptane	6.5	6.0	8.0 %
	Hexane	1.2	1.0	AC
	Isopropyl Alcohol	290 JD	310 JD	6.7%
	m&p Xylene	1.6 J	1.6 J	AC

Sample ID/Duplicate ID	Compound	Sample Result	Duplicate Result	RPD
	Methylene Chloride	18 D	20 D	AC
	o-xylene	0.88	0.97	AC
	Styrene	5.1	4.4	14.7%
	Toluene	3.0	2.9	3.4%
	Trichloroethene	0.66	0.60	AC
SS-VMP 3D/ SS-DUP E	1,2,4-Trimethylbenzene	1.0	0.95	AC
	1,4-Dichlorobenzene	0.73 J	0.67 J	AC
	Acetone	8.2 D	7.8 D	AC
	Benzene	0.94	0.94	AC
	Carbon Tetrachloride	0.32 J	0.32 J	AC
	Cyclohexane	ND (0.52)	1.6	AC
	Chloromethane	0.73	0.55	AC
	Ethyl Benzene	0.62 J	0.44 J	AC
	Freon 11	1.3	1.1	AC
	Freon 12	2.1 J	1.9 J	AC
	Heptane	3.2	3.2	AC
	Hexane	0.97	0.75	AC
	Isopropyl Alcohol	55 JD	63 JD	13.6%
	m&p Xylene	1.2 J	1.1 J	AC
	Methylene Chloride	28 D	28 D	AC
	o-Xylene	0.49 J	0.49 J	AC
	Styrene	2.7	2.5	AC
	Toluene	3.2	3.0	6.4%
	Trichloroethene	0.49 J	0.60 J	AC

ND = Not detected.
AC = Acceptable.
NC = Not compliant.

The calculated RPDs between the parent sample and field duplicate were acceptable.

10. Compound Identification

Compounds are identified on the GC/MS by using the analytes relative retention time and ion spectra.

Several compounds in the original analysis of the samples were outside calibration range and required reanalysis at a higher dilution. These compounds were flagged with a 'D' qualifier on the result forms to indicate the result was reported from a diluted run.

11. System Performance and Overall Assessment

Overall system performance was acceptable. Other than for those deviations specifically mentioned in this review, the overall data quality is within the guidelines specified in the method.

DATA VALIDATION CHECKLIST FOR VOCs

VOCs: TO-15	Reported		Performance Acceptable		Not Required
	No	Yes	No	Yes	
GAS CHROMATOGRAPHY/MASS SPECTROMETRY (GC/MS)					
Tier II Validation					
Canister return pressure/vacuum (>1"Hg)		X		X	
Holding times		X		X	
Reporting limits (units)		X		X	
Blanks					
A. Method blanks		X		X	
B. Equipment blanks					X
C. Trip blanks					X
Laboratory Control Sample (LCS)		X		X	
Laboratory Control Sample Duplicate(LCSD)		X	X		
LCS/LCSD Precision (RPD)		X	X		
Field Duplicate (RPD)		X		X	
Surrogate Spike Recoveries		X		X	
Dilution Factor		X		X	
Moisture Content					X
Tier III Validation					
System performance and column resolution		X		X	
Initial calibration %RSDs		X		X	
Continuing calibration RRFs		X		X	
Continuing calibration %Ds		X	X		
Instrument tune and performance check		X		X	
Ion abundance criteria for each instrument used		X		X	
Internal standard		X		X	
Compound identification and quantitation					
A. Reconstructed ion chromatograms		X		X	
B. Quantitation Reports		X		X	
C. RT of sample compounds within the established RT windows		X		X	
D. Transcription/calculation errors present		X		X	
E. Reporting limits adjusted to reflect sample dilutions		X		X	

VOCs: TO-15	Reported		Performance Acceptable		Not Required
	No	Yes	No	Yes	
GAS CHROMATOGRAPHY/MASS SPECTROMETRY (GC/MS)					

%RSD Relative standard deviation
%R Percent recovery
RPD Relative percent difference
%D Percent difference

SAMPLE COMPLIANCE REPORT

Sample Delivery Group (SDG)	Sampling Date	Protocol	Sample ID	Matrix	Compliancy[1]					Noncompliance
					VOC	SVOC	PCB	MET	MISC	
C1101036-001	1/25/2011	TO-15	SS-VMP 5A	Air	No	--	--	--	--	VOC – CCV%D, LCSD %Recovery, LCS/LCSD RPD, Dilutions
C1101036-002	1/24/2011	TO-15	IA-VMP 5B	Air	No	--	--	--	--	VOC – CCV%D, LCSD %Recovery, LCS/LCSD RPD, Dilutions
C1101036-003	1/24/2011	TO-15	IA-VMP 3D	Air	No	--	--	--	--	VOC – CCV%D, LCSD %Recovery, LCS/LCSD RPD, Dilutions
C1101036-004	1/24/2011	TO-15	IA-VMP 2B	Air	No	--	--	--	--	VOC – CCV%D, LCSD %Recovery, LCS/LCSD RPD, Dilutions
C1101036-005	1/24/2011	TO-15	IA-DUP E	Air	No	--	--	--	--	VOC – CCV%D, LCSD %Recovery, LCS/LCSD RPD, Dilutions
C1101036-006	1/24/2011	TO-15	IA-VMP 2C	Air	No	--	--	--	--	VOC – CCV%D, LCSD %Recovery, LCS/LCSD RPD, Dilutions
C1101036-007	1/24/2011	TO-15	IA-VMP 1B	Air	No	--	--	--	--	VOC – CCV%D, LCSD %Recovery, LCS/LCSD RPD, Dilutions
C1101036-008	1/24/2011	TO-15	SS-VMP 1B	Air	No	--	--	--	--	VOC – CCV%D, LCSD %Recovery, LCS/LCSD RPD, Dilutions
C1101036-009	1/24/2011	TO-15	SS-VMP 4	Air	No	--	--	--	--	VOC – CCV%D, LCSD %Recovery, LCS/LCSD RPD, Dilutions
C1101035-010	1/24/2011	TO-15	SS-VMP 2C	Air	No	--	--	--	--	VOC – CCV%D, LCSD %Recovery, LCS/LCSD RPD, Dilutions
C1101035-011	1/24/2011	TO-15	IA-VMP 5A	Air	No	--	--	--	--	VOC – CCV%D, LCSD %Recovery, LCS/LCSD RPD, Dilutions
C1101035-012	1/24/2011	TO-15	SS-VMP 3D	Air	No	--	--	--	--	VOC – CCV%D, LCSD %Recovery, LCS/LCSD RPD, Dilutions
C1101035-013	1/24/2011	TO-15	SS-DUP E	Air	No	--	--	--	--	VOC – CCV%D, LCSD %Recovery, LCS/LCSD RPD, Dilutions
C1101035-014	1/25/2011	TO-15	SS-VMP2B	Air	No	--	--	--	--	VOC – CCV%D, LCSD %Recovery, LCS/LCSD RPD, Dilutions
C1101035-015	1/25/2011	TO-15	IA-VMP4	Air	No	--	--	--	--	VOC – CCV%D, LCSD %Recovery, LCS/LCSD RPD, Dilutions

1 Samples which are compliant with no added validation qualifiers are listed as "yes". Samples which are non-compliant or which have added qualifiers are listed as "no". A "no" designation does not necessarily indicate that the data have been rejected or are otherwise unusable.

VALIDATION PERFORMED BY: Mary Ann Doyle

SIGNATURE: 

DATE: March 21, 2011

PEER REVIEW BY: Joseph C. Houser

DATE: March 28, 2011

CHAIN OF CUSTODY/
CORRECTED SAMPLE ANALYSIS DATA SHEETS

13852

Centek Laboratories, LLC

Date: *24-Feb-11*

CLIENT:	Arcadis	Client Sample ID:	SS-VMP 5A
Lab Order:	C1101036	Tag Number:	242,59
Project:	Lockheed Martin NJ001014.0001	Collection Date:	1/25/2011
Lab ID:	C1101036-001A	Matrix:	AIR

Analyses	Result	**Limit	Qual	Units	DF	Date Analyzed
1UG/M3 BY METHOD TO15		TO-15				Analyst: LL
1,1,1-Trichloroethane	< 0.83	0.83		ug/m3	1	1/27/2011 6:39:00 PM
1,1,2,2-Tetrachloroethane	< 1.0	1.0		ug/m3	1	1/27/2011 6:39:00 PM
1,1,2-Trichloroethane	< 0.83 J	0.83		ug/m3	1	1/27/2011 6:39:00 PM
1,1-Dichloroethane	< 0.62	0.62		ug/m3	1	1/27/2011 6:39:00 PM
1,1-Dichloroethene	< 0.60	0.60		ug/m3	1	1/27/2011 6:39:00 PM
1,2,4-Trichlorobenzene	< 1.1 J	1.1		ug/m3	1	1/27/2011 6:39:00 PM
1,2,4-Trimethylbenzene	2.3	0.75		ug/m3	1	1/27/2011 6:39:00 PM
1,2-Dibromoethane	< 1.2	1.2		ug/m3	1	1/27/2011 6:39:00 PM
1,2-Dichlorobenzene	< 0.92	0.92		ug/m3	1	1/27/2011 6:39:00 PM
1,2-Dichloroethane	< 0.62	0.62		ug/m3	1	1/27/2011 6:39:00 PM
1,2-Dichloropropane	< 0.70	0.70		ug/m3	1	1/27/2011 6:39:00 PM
1,3,5-Trimethylbenzene	0.70	0.75	J	ug/m3	1	1/27/2011 6:39:00 PM
1,3-butadiene	< 0.34	0.34		ug/m3	1	1/27/2011 6:39:00 PM
1,3-Dichlorobenzene	< 0.92	0.92		ug/m3	1	1/27/2011 6:39:00 PM
1,4-Dichlorobenzene	23 D	7.3		ug/m3	8	1/28/2011 8:09:00 PM
1,4-Dioxane	< 1.1	1.1		ug/m3	1	1/27/2011 6:39:00 PM
2,2,4-trimethylpentane	< 0.71	0.71		ug/m3	1	1/27/2011 6:39:00 PM
4-ethyltoluene	< 0.75	0.75		ug/m3	1	1/27/2011 6:39:00 PM
Acetone	43 D	5.6		ug/m3	8	1/28/2011 8:09:00 PM
Allyl chloride	< 0.48	0.48		ug/m3	1	1/27/2011 6:39:00 PM
Benzene	1.2	0.49		ug/m3	1	1/27/2011 6:39:00 PM
Benzyl chloride	< 0.88 J	0.88		ug/m3	1	1/27/2011 6:39:00 PM
Bromodichloromethane	< 1.0	1.0		ug/m3	1	1/27/2011 6:39:00 PM
Bromoform	< 1.6	1.6		ug/m3	1	1/27/2011 6:39:00 PM
Bromomethane	< 0.59	0.59		ug/m3	1	1/27/2011 6:39:00 PM
Carbon disulfide	1.8	0.47		ug/m3	1	1/27/2011 6:39:00 PM
Carbon tetrachloride	0.26	0.96	J	ug/m3	1	1/27/2011 6:39:00 PM
Chlorobenzene	< 0.70	0.70		ug/m3	1	1/27/2011 6:39:00 PM
Chloroethane	< 0.40	0.40		ug/m3	1	1/27/2011 6:39:00 PM
Chloroform	< 0.74	0.74		ug/m3	1	1/27/2011 6:39:00 PM
Chloromethane	0.88	0.31		ug/m3	1	1/27/2011 6:39:00 PM
cis-1,2-Dichloroethene	< 0.60	0.60		ug/m3	1	1/27/2011 6:39:00 PM
cis-1,3-Dichloropropene	< 0.69	0.69		ug/m3	1	1/27/2011 6:39:00 PM
Cyclohexane	1.6	0.52		ug/m3	1	1/27/2011 6:39:00 PM
Dibromochloromethane	< 1.3	1.3		ug/m3	1	1/27/2011 6:39:00 PM
Ethyl acetate	7.9 D	7.3		ug/m3	8	1/28/2011 8:09:00 PM
Ethylbenzene	0.79	0.66		ug/m3	1	1/27/2011 6:39:00 PM
Freon 11	1.0	0.86		ug/m3	1	1/27/2011 6:39:00 PM
Freon 113	< 1.2	1.2		ug/m3	1	1/27/2011 6:39:00 PM
Freon 114	< 1.1	1.1		ug/m3	1	1/27/2011 6:39:00 PM

Qualifiers:

- ** Reporting Limit
- B Analyte detected in the associated Method Blank
- H Holding times for preparation or analysis exceeded
- JN Non-routine analyte. Quantitation estimated.
- S Spike Recovery outside accepted recovery limits
- . Results reported are not blank corrected
- E Value above quantitation range
- J Analyte detected at or below quantitation limits
- ND Not Detected at the Reporting Limit

Centek Laboratories, LLC

Date: *24-Feb-11*

CLIENT:	Arcadis	Client Sample ID:	SS-VMP 5A
Lab Order:	C1101036	Tag Number:	242,59
Project:	Lockheed Martin NJ001014.0001	Collection Date:	1/25/2011
Lab ID:	C1101036-001A	Matrix:	AIR

Analyses	Result	**Limit	Qual	Units	DF	Date Analyzed
1UG/M3 BY METHOD TO15		TO-15				Analyst: LL
Freon 12	1.9 J	0.75		ug/m3	1	1/27/2011 6:39:00 PM
Heptane	3.0	0.62		ug/m3	1	1/27/2011 6:39:00 PM
Hexachloro-1,3-butadiene	< 1.6 J	1.6		ug/m3	1	1/27/2011 6:39:00 PM
Hexane	1.7	0.54		ug/m3	1	1/27/2011 6:39:00 PM
Isopropyl alcohol	970 J D	120		ug/m3	320	1/28/2011 8:42:00 PM
m&p-Xylene	2.3 J	1.3		ug/m3	1	1/27/2011 6:39:00 PM
Methyl Butyl Ketone	< 1.2	1.2		ug/m3	1	1/27/2011 6:39:00 PM
Methyl Ethyl Ketone	6.9	0.90		ug/m3	1	1/27/2011 6:39:00 PM
Methyl Isobutyl Ketone	< 1.2	1.2		ug/m3	1	1/27/2011 6:39:00 PM
Methyl tert-butyl ether	< 0.55	0.55		ug/m3	1	1/27/2011 6:39:00 PM
Methylene chloride	190 D	170		ug/m3	320	1/28/2011 8:42:00 PM
o-Xylene	0.66	0.66		ug/m3	1	1/27/2011 6:39:00 PM
Propylene	< 0.26 J	0.26		ug/m3	1	1/27/2011 6:39:00 PM
Styrene	< 0.65	0.65		ug/m3	1	1/27/2011 6:39:00 PM
Tetrachloroethylene	< 1.0	1.0		ug/m3	1	1/27/2011 6:39:00 PM
Tetrahydrofuran	3.3 J	0.45		ug/m3	1	1/27/2011 6:39:00 PM
Toluene	16 D	4.6		ug/m3	8	1/28/2011 8:09:00 PM
trans-1,2-Dichloroethene	< 0.60	0.60		ug/m3	1	1/27/2011 6:39:00 PM
trans-1,3-Dichloropropene	< 0.69 J	0.69		ug/m3	1	1/27/2011 6:39:00 PM
Trichloroethene	0.49	0.82	J	ug/m3	1	1/27/2011 6:39:00 PM
Vinyl acetate	< 0.54	0.54		ug/m3	1	1/27/2011 6:39:00 PM
Vinyl Bromide	< 0.67	0.67		ug/m3	1	1/27/2011 6:39:00 PM
Vinyl chloride	< 0.39	0.39		ug/m3	1	1/27/2011 6:39:00 PM

Qualifiers:

**	Reporting Limit	.	Results reported are not blank corrected
B	Analyte detected in the associated Method Blank	E	Value above quantitation range
H	Holding times for preparation or analysis exceeded	J	Analyte detected at or below quantitation limits
JN	Non-routine analyte. Quantitation estimated.	ND	Not Detected at the Reporting Limit
S	Spike Recovery outside accepted recovery limits		

Centek Laboratories, LLC

Date: *24-Feb-11*

CLIENT:	Arcadis	Client Sample ID:	IA-VMP 5B
Lab Order:	C1101036	Tag Number:	353,177
Project:	Lockheed Martin NJ001014.0001	Collection Date:	1/25/2011
Lab ID:	C1101036-002A	Matrix:	AIR

Analyses	Result	**Limit	Qual	Units	DF	Date Analyzed
1UG/M3 W/ 0.25UG/M3 CT-TCE-VC		TO-15				Analyst: LL
1,1,1-Trichloroethane	< 0.83	0.83		ug/m3	1	1/26/2011 8:31:00 PM
1,1,2,2-Tetrachloroethane	< 1.0	1.0		ug/m3	1	1/26/2011 8:31:00 PM
1,1,2-Trichloroethane	< 0.83 J	0.83		ug/m3	1	1/26/2011 8:31:00 PM
1,1-Dichloroethane	< 0.62	0.62		ug/m3	1	1/26/2011 8:31:00 PM
1,1-Dichloroethene	< 0.60	0.60		ug/m3	1	1/26/2011 8:31:00 PM
1,2,4-Trichlorobenzene	< 1.1 J	1.1		ug/m3	1	1/26/2011 8:31:00 PM
1,2,4-Trimethylbenzene	1.1	0.75		ug/m3	1	1/26/2011 8:31:00 PM
1,2-Dibromoethane	< 1.2	1.2		ug/m3	1	1/26/2011 8:31:00 PM
1,2-Dichlorobenzene	< 0.92	0.92		ug/m3	1	1/26/2011 8:31:00 PM
1,2-Dichloroethane	< 0.62	0.62		ug/m3	1	1/26/2011 8:31:00 PM
1,2-Dichloropropane	< 0.70	0.70		ug/m3	1	1/26/2011 8:31:00 PM
1,3,5-Trimethylbenzene	0.50	0.75	J	ug/m3	1	1/26/2011 8:31:00 PM
1,3-butadiene	< 0.34	0.34		ug/m3	1	1/26/2011 8:31:00 PM
1,3-Dichlorobenzene	< 0.92	0.92		ug/m3	1	1/26/2011 8:31:00 PM
1,4-Dichlorobenzene	6.7	0.92		ug/m3	1	1/26/2011 8:31:00 PM
1,4-Dioxane	< 1.1	1.1		ug/m3	1	1/26/2011 8:31:00 PM
2,2,4-trimethylpentane	< 0.71	0.71		ug/m3	1	1/26/2011 8:31:00 PM
4-ethyltoluene	< 0.75	0.75		ug/m3	1	1/26/2011 8:31:00 PM
Acetone	43 D	29		ug/m3	40	1/28/2011 5:53:00 AM
Allyl chloride	< 0.48	0.48		ug/m3	1	1/26/2011 8:31:00 PM
Benzene	0.91	0.49		ug/m3	1	1/26/2011 8:31:00 PM
Benzyl chloride	< 0.88 J	0.88		ug/m3	1	1/26/2011 8:31:00 PM
Bromodichloromethane	< 1.0	1.0		ug/m3	1	1/26/2011 8:31:00 PM
Bromoform	< 1.6	1.6		ug/m3	1	1/26/2011 8:31:00 PM
Bromomethane	< 0.59	0.59		ug/m3	1	1/26/2011 8:31:00 PM
Carbon disulfide	< 0.47	0.47		ug/m3	1	1/26/2011 8:31:00 PM
Carbon tetrachloride	0.32	0.26		ug/m3	1	1/26/2011 8:31:00 PM
Chlorobenzene	< 0.70	0.70		ug/m3	1	1/26/2011 8:31:00 PM
Chloroethane	< 0.40	0.40		ug/m3	1	1/26/2011 8:31:00 PM
Chloroform	< 0.74	0.74		ug/m3	1	1/26/2011 8:31:00 PM
Chloromethane	0.69	0.31		ug/m3	1	1/26/2011 8:31:00 PM
cis-1,2-Dichloroethene	< 0.60	0.60		ug/m3	1	1/26/2011 8:31:00 PM
cis-1,3-Dichloropropene	< 0.69	0.69		ug/m3	1	1/26/2011 8:31:00 PM
Cyclohexane	1.6	0.52		ug/m3	1	1/26/2011 8:31:00 PM
Dibromochloromethane	< 1.3	1.3		ug/m3	1	1/26/2011 8:31:00 PM
Ethyl acetate	< 0.92	0.92		ug/m3	1	1/26/2011 8:31:00 PM
Ethylbenzene	0.49	0.66	J	ug/m3	1	1/26/2011 8:31:00 PM
Freon 11	1.3	0.86		ug/m3	1	1/26/2011 8:31:00 PM
Freon 113	< 1.2	1.2		ug/m3	1	1/26/2011 8:31:00 PM
Freon 114	< 1.1	1.1		ug/m3	1	1/26/2011 8:31:00 PM

Qualifiers:

**	Reporting Limit	.	Results reported are not blank corrected
B	Analyte detected in the associated Method Blank	E	Value above quantitation range
H	Holding times for preparation or analysis exceeded	J	Analyte detected at or below quantitation limits
JN	Non-routine analyte. Quantitation estimated.	ND	Not Detected at the Reporting Limit
S	Spike Recovery outside accepted recovery limits		

Centek Laboratories, LLC

Date: *24-Feb-11*

CLIENT:	Arcadis	Client Sample ID:	IA-VMP 5B
Lab Order:	C1101036	Tag Number:	353,177
Project:	Lockheed Martin NJ001014.0001	Collection Date:	1/25/2011
Lab ID:	C1101036-002A	Matrix:	AIR

Analyses	Result	**Limit	Qual	Units	DF	Date Analyzed
1UG/M3 W/ 0.25UG/M3 CT-TCE-VC		TO-15				Analyst: LL
Freon 12	2.0 J	0.75		ug/m3	1	1/26/2011 8:31:00 PM
Heptane	2.0	0.62		ug/m3	1	1/26/2011 8:31:00 PM
Hexachloro-1,3-butadiene	< 1.6 J	1.6		ug/m3	1	1/26/2011 8:31:00 PM
Hexane	1.3	0.54		ug/m3	1	1/26/2011 8:31:00 PM
Isopropyl alcohol	590 JD	120		ug/m3	320	1/28/2011 7:27:00 AM
m&p-Xylene	1.1 J	1.3	J	ug/m3	1	1/26/2011 8:31:00 PM
Methyl Butyl Ketone	< 1.2	1.2		ug/m3	1	1/26/2011 8:31:00 PM
Methyl Ethyl Ketone	3.1	0.90		ug/m3	1	1/26/2011 8:31:00 PM
Methyl Isobutyl Ketone	< 1.2	1.2		ug/m3	1	1/26/2011 8:31:00 PM
Methyl tert-butyl ether	< 0.55	0.55		ug/m3	1	1/26/2011 8:31:00 PM
Methylene chloride	500 D	170		ug/m3	320	1/28/2011 7:27:00 AM
o-Xylene	0.44	0.66	J	ug/m3	1	1/26/2011 8:31:00 PM
Propylene	< 0.26 J	0.26		ug/m3	1	1/26/2011 8:31:00 PM
Styrene	< 0.65	0.65		ug/m3	1	1/26/2011 8:31:00 PM
Tetrachloroethylene	< 1.0	1.0		ug/m3	1	1/26/2011 8:31:00 PM
Tetrahydrofuran	9.5 J	0.46		ug/m3	1	1/26/2011 8:31:00 PM
Toluene	7.5	0.57		ug/m3	1	1/26/2011 8:31:00 PM
trans-1,2-Dichloroethene	< 0.60	0.60		ug/m3	1	1/26/2011 8:31:00 PM
trans-1,3-Dichloropropene	< 0.69 J	0.69		ug/m3	1	1/26/2011 8:31:00 PM
Trichloroethene	0.38	0.22		ug/m3	1	1/26/2011 8:31:00 PM
Vinyl acetate	< 0.54	0.54		ug/m3	1	1/26/2011 8:31:00 PM
Vinyl Bromide	< 0.67	0.67		ug/m3	1	1/26/2011 8:31:00 PM
Vinyl chloride	< 0.10	0.10		ug/m3	1	1/26/2011 8:31:00 PM

Qualifiers:

**	Reporting Limit	.	Results reported are not blank corrected
B	Analyte detected in the associated Method Blank	E	Value above quantitation range
H	Holding times for preparation or analysis exceeded	J	Analyte detected at or below quantitation limits
JN	Non-routine analyte. Quantitation estimated.	ND	Not Detected at the Reporting Limit
S	Spike Recovery outside accepted recovery limits		

Centek Laboratories, LLC

Date: 24-Feb-11

CLIENT: Arcadis
Lab Order: C1101036
Project: Lockheed Martin NJ001014.0001
Lab ID: C1101036-003A

Client Sample ID: IA-VMP 3D
Tag Number: 171,299
Collection Date: 1/25/2011
Matrix: AIR

Analyses	Result	**Limit	Qual	Units	DF	Date Analyzed
1UG/M3 W/ 0.25UG/M3 CT-TCE-VC		TO-15				Analyst: LL
1,1,1-Trichloroethane	< 0.83	0.83		ug/m3	1	1/26/2011 9:40:00 PM
1,1,2,2-Tetrachloroethane	< 1.0	1.0		ug/m3	1	1/26/2011 9:40:00 PM
1,1,2-Trichloroethane	< 0.83 J	0.83		ug/m3	1	1/26/2011 9:40:00 PM
1,1-Dichloroethane	< 0.62	0.62		ug/m3	1	1/26/2011 9:40:00 PM
1,1-Dichloroethene	< 0.60	0.60		ug/m3	1	1/26/2011 9:40:00 PM
1,2,4-Trichlorobenzene	< 1.1 J	1.1		ug/m3	1	1/26/2011 9:40:00 PM
1,2,4-Trimethylbenzene	1.1	0.75		ug/m3	1	1/26/2011 9:40:00 PM
1,2-Dibromoethane	< 1.2	1.2		ug/m3	1	1/26/2011 9:40:00 PM
1,2-Dichlorobenzene	< 0.92	0.92		ug/m3	1	1/26/2011 9:40:00 PM
1,2-Dichloroethane	< 0.62	0.62		ug/m3	1	1/26/2011 9:40:00 PM
1,2-Dichloropropane	< 0.70	0.70		ug/m3	1	1/26/2011 9:40:00 PM
1,3,5-Trimethylbenzene	< 0.75	0.75		ug/m3	1	1/26/2011 9:40:00 PM
1,3-butadiene	< 0.34	0.34		ug/m3	1	1/26/2011 9:40:00 PM
1,3-Dichlorobenzene	< 0.92	0.92		ug/m3	1	1/26/2011 9:40:00 PM
1,4-Dichlorobenzene	< 0.92	0.92		ug/m3	1	1/26/2011 9:40:00 PM
1,4-Dioxane	< 1.1	1.1		ug/m3	1	1/26/2011 9:40:00 PM
2,2,4-trimethylpentane	< 0.71	0.71		ug/m3	1	1/26/2011 9:40:00 PM
4-ethyltoluene	< 0.75	0.75		ug/m3	1	1/26/2011 9:40:00 PM
Acetone	8.9 D	7.2		ug/m3	10	1/26/2011 10:14:00 PM
Allyl chloride	< 0.48	0.48		ug/m3	1	1/26/2011 9:40:00 PM
Benzene	0.91	0.49		ug/m3	1	1/26/2011 9:40:00 PM
Benzyl chloride	< 0.88 J	0.88		ug/m3	1	1/26/2011 9:40:00 PM
Bromodichloromethane	< 1.0	1.0		ug/m3	1	1/26/2011 9:40:00 PM
Bromoform	< 1.6	1.6		ug/m3	1	1/26/2011 9:40:00 PM
Bromomethane	< 0.59	0.59		ug/m3	1	1/26/2011 9:40:00 PM
Carbon disulfide	< 0.47	0.47		ug/m3	1	1/26/2011 9:40:00 PM
Carbon tetrachloride	0.32	0.26		ug/m3	1	1/26/2011 9:40:00 PM
Chlorobenzene	< 0.70	0.70		ug/m3	1	1/26/2011 9:40:00 PM
Chloroethane	< 0.40	0.40		ug/m3	1	1/26/2011 9:40:00 PM
Chloroform	< 0.74	0.74		ug/m3	1	1/26/2011 9:40:00 PM
Chloromethane	0.76	0.31		ug/m3	1	1/26/2011 9:40:00 PM
cis-1,2-Dichloroethene	< 0.60	0.60		ug/m3	1	1/26/2011 9:40:00 PM
cis-1,3-Dichloropropene	< 0.69	0.69		ug/m3	1	1/26/2011 9:40:00 PM
Cyclohexane	< 0.52	0.52		ug/m3	1	1/26/2011 9:40:00 PM
Dibromochloromethane	< 1.3	1.3		ug/m3	1	1/26/2011 9:40:00 PM
Ethyl acetate	< 0.92	0.92		ug/m3	1	1/26/2011 9:40:00 PM
Ethylbenzene	0.53	0.66	J	ug/m3	1	1/26/2011 9:40:00 PM
Freon 11	1.0	0.86		ug/m3	1	1/26/2011 9:40:00 PM
Freon 113	< 1.2	1.2		ug/m3	1	1/26/2011 9:40:00 PM
Freon 114	< 1.1	1.1		ug/m3	1	1/26/2011 9:40:00 PM

Qualifiers:
** Reporting Limit
B Analyte detected in the associated Method Blank
H Holding times for preparation or analysis exceeded
JN Non-routine analyte. Quantitation estimated.
S Spike Recovery outside accepted recovery limits
. Results reported are not blank corrected
E Value above quantitation range
J Analyte detected at or below quantitation limits
ND Not Detected at the Reporting Limit

Centek Laboratories, LLC

Date: *24-Feb-11*

CLIENT:	Arcadis		
Lab Order:	C1101036	Client Sample ID:	IA-VMP 3D
Project:	Lockheed Martin NJ001014.0001	Tag Number:	171,299
Lab ID:	C1101036-003A	Collection Date:	1/25/2011
		Matrix:	AIR

Analyses	Result	**Limit	Qual	Units	DF	Date Analyzed
1UG/M3 W/ 0.25UG/M3 CT-TCE-VC		TO-15				Analyst: LL
Freon 12	1.7 J	0.75		ug/m3	1	1/26/2011 9:40:00 PM
Heptane	3.3	0.62		ug/m3	1	1/26/2011 9:40:00 PM
Hexachloro-1,3-butadiene	< 1.6 J	1.6		ug/m3	1	1/26/2011 9:40:00 PM
Hexane	0.97	0.54		ug/m3	1	1/26/2011 9:40:00 PM
Isopropyl alcohol	51 JD	3.7		ug/m3	10	1/26/2011 10:14:00 PM
m&p-Xylene	1.0 J	1.3	J	ug/m3	1	1/26/2011 9:40:00 PM
Methyl Butyl Ketone	< 1.2	1.2		ug/m3	1	1/26/2011 9:40:00 PM
Methyl Ethyl Ketone	< 0.90	0.90		ug/m3	1	1/26/2011 9:40:00 PM
Methyl Isobutyl Ketone	< 1.2	1.2		ug/m3	1	1/26/2011 9:40:00 PM
Methyl tert-butyl ether	< 0.55	0.55		ug/m3	1	1/26/2011 9:40:00 PM
Methylene chloride	30 D	5.3		ug/m3	10	1/26/2011 10:14:00 PM
o-Xylene	0.53	0.66	J	ug/m3	1	1/26/2011 9:40:00 PM
Propylene	< 0.26 J	0.26		ug/m3	1	1/26/2011 9:40:00 PM
Styrene	2.5	0.55		ug/m3	1	1/26/2011 9:40:00 PM
Tetrachloroethylene	< 1.0	1.0		ug/m3	1	1/26/2011 9:40:00 PM
Tetrahydrofuran	< 0.45 J	0.45		ug/m3	1	1/26/2011 9:40:00 PM
Toluene	2.6	0.57		ug/m3	1	1/26/2011 9:40:00 PM
trans-1,2-Dichloroethene	< 0.60	0.60		ug/m3	1	1/26/2011 9:40:00 PM
trans-1,3-Dichloropropene	< 0.69 J	0.69		ug/m3	1	1/26/2011 9:40:00 PM
Trichloroethene	0.55	0.22		ug/m3	1	1/26/2011 9:40:00 PM
Vinyl acetate	< 0.54	0.54		ug/m3	1	1/26/2011 9:40:00 PM
Vinyl Bromide	< 0.67	0.67		ug/m3	1	1/26/2011 9:40:00 PM
Vinyl chloride	< 0.10	0.10		ug/m3	1	1/26/2011 9:40:00 PM

Qualifiers:

**	Reporting Limit	.	Results reported are not blank corrected
B	Analyte detected in the associated Method Blank	E	Value above quantitation range
H	Holding times for preparation or analysis exceeded	J	Analyte detected at or below quantitation limits
JN	Non-routine analyte. Quantitation estimated.	ND	Not Detected at the Reporting Limit
S	Spike Recovery outside accepted recovery limits		

Centek Laboratories, LLC

Date: *24-Feb-11*

CLIENT:	Arcadis	Client Sample ID:	IA-VMP 2B
Lab Order:	C1101036	Tag Number:	475,400
Project:	Lockheed Martin NJ001014.0001	Collection Date:	1/25/2011
Lab ID:	C1101036-004A	Matrix:	AIR

Analyses	Result	**Limit	Qual	Units	DF	Date Analyzed
1UG/M3 W/ 0.25UG/M3 CT-TCE-VC		TO-15				Analyst: LL
1,1,1-Trichloroethane	< 0.83	0.83		ug/m3	1	1/26/2011 10:49:00 PM
1,1,2,2-Tetrachloroethane	< 1.0	1.0		ug/m3	1	1/26/2011 10:49:00 PM
1,1,2-Trichloroethane	< 0.83	0.83	J	ug/m3	1	1/26/2011 10:49:00 PM
1,1-Dichloroethane	< 0.62	0.62		ug/m3	1	1/26/2011 10:49:00 PM
1,1-Dichloroethene	< 0.60	0.60		ug/m3	1	1/26/2011 10:49:00 PM
1,2,4-Trichlorobenzene	< 1.1	1.1	J	ug/m3	1	1/26/2011 10:49:00 PM
1,2,4-Trimethylbenzene	8.0	7.5	D	ug/m3	10	1/26/2011 11:22:00 PM
1,2-Dibromoethane	< 1.2	1.2		ug/m3	1	1/26/2011 10:49:00 PM
1,2-Dichlorobenzene	< 0.92	0.92		ug/m3	1	1/26/2011 10:49:00 PM
1,2-Dichloroethane	< 0.62	0.62		ug/m3	1	1/26/2011 10:49:00 PM
1,2-Dichloropropane	< 0.70	0.70		ug/m3	1	1/26/2011 10:49:00 PM
1,3,5-Trimethylbenzene	2.7	0.75		ug/m3	1	1/26/2011 10:49:00 PM
1,3-butadiene	< 0.34	0.34		ug/m3	1	1/26/2011 10:49:00 PM
1,3-Dichlorobenzene	< 0.92	0.92		ug/m3	1	1/26/2011 10:49:00 PM
1,4-Dichlorobenzene	< 0.92	0.92		ug/m3	1	1/26/2011 10:49:00 PM
1,4-Dioxane	< 1.1	1.1		ug/m3	1	1/26/2011 10:49:00 PM
2,2,4-trimethylpentane	< 0.71	0.71		ug/m3	1	1/26/2011 10:49:00 PM
4-ethyltoluene	2.4	0.75		ug/m3	1	1/26/2011 10:49:00 PM
Acetone	19	7.2	D	ug/m3	10	1/26/2011 11:22:00 PM
Allyl chloride	< 0.48	0.48		ug/m3	1	1/26/2011 10:49:00 PM
Benzene	1.3	0.49		ug/m3	1	1/26/2011 10:49:00 PM
Benzyl chloride	< 0.88	0.88	J	ug/m3	1	1/26/2011 10:49:00 PM
Bromodichloromethane	< 1.0	1.0		ug/m3	1	1/26/2011 10:49:00 PM
Bromoform	< 1.6	1.6		ug/m3	1	1/26/2011 10:49:00 PM
Bromomethane	< 0.59	0.59		ug/m3	1	1/26/2011 10:49:00 PM
Carbon disulfide	< 0.47	0.47		ug/m3	1	1/26/2011 10:49:00 PM
Carbon tetrachloride	0.32	0.26		ug/m3	1	1/26/2011 10:49:00 PM
Chlorobenzene	1.4	0.70		ug/m3	1	1/26/2011 10:49:00 PM
Chloroethane	< 0.40	0.40		ug/m3	1	1/26/2011 10:49:00 PM
Chloroform	< 0.74	0.74		ug/m3	1	1/26/2011 10:49:00 PM
Chloromethane	0.86	0.31		ug/m3	1	1/26/2011 10:49:00 PM
cis-1,2-Dichloroethene	< 0.60	0.60		ug/m3	1	1/26/2011 10:49:00 PM
cis-1,3-Dichloropropene	< 0.69	0.69		ug/m3	1	1/26/2011 10:49:00 PM
Cyclohexane	15	5.2	D	ug/m3	10	1/26/2011 11:22:00 PM
Dibromochloromethane	< 1.3	1.3		ug/m3	1	1/26/2011 10:49:00 PM
Ethyl acetate	< 0.92	0.92		ug/m3	1	1/26/2011 10:49:00 PM
Ethylbenzene	0.79	0.66		ug/m3	1	1/26/2011 10:49:00 PM
Freon 11	2.1	0.86		ug/m3	1	1/26/2011 10:49:00 PM
Freon 113	< 1.2	1.2		ug/m3	1	1/26/2011 10:49:00 PM
Freon 114	< 1.1	1.1		ug/m3	1	1/26/2011 10:49:00 PM

Qualifiers:

**	Reporting Limit	.	Results reported are not blank corrected
B	Analyte detected in the associated Method Blank	E	Value above quantitation range
H	Holding times for preparation or analysis exceeded	J	Analyte detected at or below quantitation limits
JN	Non-routine analyte. Quantitation estimated.	ND	Not Detected at the Reporting Limit
S	Spike Recovery outside accepted recovery limits		

Centek Laboratories, LLC

Date: *24-Feb-11*

CLIENT:	Arcadis	Client Sample ID:	IA-VMP 2B
Lab Order:	C1101036	Tag Number:	475,400
Project:	Lockheed Martin NJ001014.0001	Collection Date:	1/25/2011
Lab ID:	C1101036-004A	Matrix:	AIR

Analyses	Result	**Limit	Qual	Units	DF	Date Analyzed
1UG/M3 W/ 0.25UG/M3 CT-TCE-VC		TO-15				Analyst: LL
Freon 12	2.2 J	0.75		ug/m3	1	1/26/2011 10:49:00 PM
Heptane	6.5	0.62		ug/m3	1	1/26/2011 10:49:00 PM
Hexachloro-1,3-butadiene	< 1.6 J	1.6		ug/m3	1	1/26/2011 10:49:00 PM
Hexane	1.2	0.54		ug/m3	1	1/26/2011 10:49:00 PM
Isopropyl alcohol	290 J D	30		ug/m3	80	1/28/2011 7:59:00 AM
m&p-Xylene	1.6 J	1.3		ug/m3	1	1/26/2011 10:49:00 PM
Methyl Butyl Ketone	< 1.2	1.2		ug/m3	1	1/26/2011 10:49:00 PM
Methyl Ethyl Ketone	< 0.90	0.90		ug/m3	1	1/26/2011 10:49:00 PM
Methyl Isobutyl Ketone	< 1.2	1.2		ug/m3	1	1/26/2011 10:49:00 PM
Methyl tert-butyl ether	< 0.55	0.55		ug/m3	1	1/26/2011 10:49:00 PM
Methylene chloride	18 D	5.3		ug/m3	10	1/26/2011 11:22:00 PM
o-Xylene	0.88	0.66		ug/m3	1	1/26/2011 10:49:00 PM
Propylene	< 0.26 J	0.26		ug/m3	1	1/26/2011 10:49:00 PM
Styrene	5.1	0.65		ug/m3	1	1/26/2011 10:49:00 PM
Tetrachloroethylene	< 1.0	1.0		ug/m3	1	1/26/2011 10:49:00 PM
Tetrahydrofuran	< 0.45 J	0.45		ug/m3	1	1/26/2011 10:49:00 PM
Toluene	3.0	0.57		ug/m3	1	1/26/2011 10:49:00 PM
trans-1,2-Dichloroethene	< 0.60	0.60		ug/m3	1	1/26/2011 10:49:00 PM
trans-1,3-Dichloropropene	< 0.69 J	0.69		ug/m3	1	1/26/2011 10:49:00 PM
Trichloroethene	0.66	0.22		ug/m3	1	1/26/2011 10:49:00 PM
Vinyl acetate	< 0.54	0.54		ug/m3	1	1/26/2011 10:49:00 PM
Vinyl Bromide	< 0.67	0.67		ug/m3	1	1/26/2011 10:49:00 PM
Vinyl chloride	< 0.10	0.10		ug/m3	1	1/26/2011 10:49:00 PM

Qualifiers:				
	**	Reporting Limit	.	Results reported are not blank corrected
	B	Analyte detected in the associated Method Blank	E	Value above quantitation range
	H	Holding times for preparation or analysis exceeded	J	Analyte detected at or below quantitation limits
	JN	Non-routine analyte. Quantitation estimated.	ND	Not Detected at the Reporting Limit
	S	Spike Recovery outside accepted recovery limits		

Centek Laboratories, LLC

Date: *24-Feb-11*

CLIENT:	Arcadis	Client Sample ID:	IA-DUPE
Lab Order:	C1101036	Tag Number:	358,400
Project:	Lockheed Martin NJ001014.0001	Collection Date:	1/25/2011
Lab ID:	C1101036-005A	Matrix:	AIR

Analyses	Result	**Limit	Qual	Units	DF	Date Analyzed
1UG/M3 W/ 0.25UG/M3 CT-TCE-VC		TO-15				Analyst: LL
1,1,1-Trichloroethane	< 0.83	0.83		ug/m3	1	1/26/2011 11:57:00 PM
1,1,2,2-Tetrachloroethane	< 1.0	1.0		ug/m3	1	1/26/2011 11:57:00 PM
1,1,2-Trichloroethane	< 0.83	0.83	J	ug/m3	1	1/26/2011 11:57:00 PM
1,1-Dichloroethane	< 0.62	0.62		ug/m3	1	1/26/2011 11:57:00 PM
1,1-Dichloroethene	< 0.60	0.60		ug/m3	1	1/26/2011 11:57:00 PM
1,2,4-Trichlorobenzene	< 1.1	1.1	J	ug/m3	1	1/26/2011 11:57:00 PM
1,2,4-Trimethylbenzene	8.5	7.5	D	ug/m3	10	1/27/2011 12:31:00 AM
1,2-Dibromoethane	< 1.2	1.2		ug/m3	1	1/26/2011 11:57:00 PM
1,2-Dichlorobenzene	< 0.92	0.92		ug/m3	1	1/26/2011 11:57:00 PM
1,2-Dichloroethane	< 0.62	0.62		ug/m3	1	1/26/2011 11:57:00 PM
1,2-Dichloropropane	< 0.70	0.70		ug/m3	1	1/26/2011 11:57:00 PM
1,3,5-Trimethylbenzene	2.6	0.75		ug/m3	1	1/26/2011 11:57:00 PM
1,3-butadiene	< 0.34	0.34		ug/m3	1	1/26/2011 11:57:00 PM
1,3-Dichlorobenzene	< 0.92	0.92		ug/m3	1	1/26/2011 11:57:00 PM
1,4-Dichlorobenzene	< 0.92	0.92		ug/m3	1	1/26/2011 11:57:00 PM
1,4-Dioxane	< 1.1	1.1		ug/m3	1	1/26/2011 11:57:00 PM
2,2,4-trimethylpentane	< 0.71	0.71		ug/m3	1	1/26/2011 11:57:00 PM
4-ethyltoluene	2.3	0.75		ug/m3	1	1/26/2011 11:57:00 PM
Acetone	24	7.2	D	ug/m3	10	1/27/2011 12:31:00 AM
Allyl chloride	< 0.48	0.48		ug/m3	1	1/26/2011 11:57:00 PM
Benzene	1.1	0.49		ug/m3	1	1/26/2011 11:57:00 PM
Benzyl chloride	< 0.88	0.88	J	ug/m3	1	1/26/2011 11:57:00 PM
Bromodichloromethane	< 1.0	1.0		ug/m3	1	1/26/2011 11:57:00 PM
Bromoform	< 1.6	1.6		ug/m3	1	1/26/2011 11:57:00 PM
Bromomethane	< 0.59	0.59		ug/m3	1	1/26/2011 11:57:00 PM
Carbon disulfide	< 0.47	0.47		ug/m3	1	1/26/2011 11:57:00 PM
Carbon tetrachloride	0.38	0.26		ug/m3	1	1/26/2011 11:57:00 PM
Chlorobenzene	1.4	0.70		ug/m3	1	1/26/2011 11:57:00 PM
Chloroethane	< 0.40	0.40		ug/m3	1	1/26/2011 11:57:00 PM
Chloroform	< 0.74	0.74		ug/m3	1	1/26/2011 11:57:00 PM
Chloromethane	0.69	0.31		ug/m3	1	1/26/2011 11:57:00 PM
cis-1,2-Dichloroethene	< 0.60	0.60		ug/m3	1	1/26/2011 11:57:00 PM
cis-1,3-Dichloropropene	< 0.69	0.69		ug/m3	1	1/26/2011 11:57:00 PM
Cyclohexane	13	5.2	D	ug/m3	10	1/27/2011 12:31:00 AM
Dibromochloromethane	< 1.3	1.3		ug/m3	1	1/26/2011 11:57:00 PM
Ethyl acetate	< 0.92	0.92		ug/m3	1	1/26/2011 11:57:00 PM
Ethylbenzene	0.84	0.66		ug/m3	1	1/26/2011 11:57:00 PM
Freon 11	1.9	0.86		ug/m3	1	1/26/2011 11:57:00 PM
Freon 113	< 1.2	1.2		ug/m3	1	1/26/2011 11:57:00 PM
Freon 114	< 1.1	1.1		ug/m3	1	1/26/2011 11:57:00 PM

Qualifiers:

- ** Reporting Limit
- B Analyte detected in the associated Method Blank
- H Holding times for preparation or analysis exceeded
- JN Non-routine analyte. Quantitation estimated.
- S Spike Recovery outside accepted recovery limits
- . Results reported are not blank corrected
- E Value above quantitation range
- J Analyte detected at or below quantitation limits
- ND Not Detected at the Reporting Limit

Centek Laboratories, LLC

Date: *24-Feb-11*

CLIENT:	Arcadis	Client Sample ID:	IA-DUPE
Lab Order:	C1101036	Tag Number:	358,400
Project:	Lockheed Martin NJ001014.0001	Collection Date:	1/25/2011
Lab ID:	C1101036-005A	Matrix:	AIR

Analyses	Result	**Limit	Qual	Units	DF	Date Analyzed
1UG/M3 W/ 0.25UG/M3 CT-TCE-VC		TO-15				Analyst: LL
Freon 12	2.2	0.75	J	ug/m3	1	1/26/2011 11:57:00 PM
Heptane	6.0	0.62		ug/m3	1	1/26/2011 11:57:00 PM
Hexachloro-1,3-butadiene	< 1.6	1.6	J	ug/m3	1	1/26/2011 11:57:00 PM
Hexane	1.0	0.54		ug/m3	1	1/26/2011 11:57:00 PM
Isopropyl alcohol	310	30	JD	ug/m3	80	1/28/2011 8:31:00 AM
m&p-Xylene	1.5	1.3	J	ug/m3	1	1/26/2011 11:57:00 PM
Methyl Butyl Ketone	< 1.2	1.2		ug/m3	1	1/26/2011 11:57:00 PM
Methyl Ethyl Ketone	< 0.90	0.90		ug/m3	1	1/26/2011 11:57:00 PM
Methyl Isobutyl Ketone	< 1.2	1.2		ug/m3	1	1/26/2011 11:57:00 PM
Methyl tert-butyl ether	< 0.55	0.55		ug/m3	1	1/26/2011 11:57:00 PM
Methylene chloride	20	5.3	D	ug/m3	10	1/27/2011 12:31:00 AM
o-Xylene	0.97	0.66		ug/m3	1	1/26/2011 11:57:00 PM
Propylene	< 0.26	0.26	J	ug/m3	1	1/26/2011 11:57:00 PM
Styrene	4.4	0.65		ug/m3	1	1/26/2011 11:57:00 PM
Tetrachloroethylene	< 1.0	1.0		ug/m3	1	1/26/2011 11:57:00 PM
Tetrahydrofuran	< 0.45	0.45	J	ug/m3	1	1/26/2011 11:57:00 PM
Toluene	2.9	0.57		ug/m3	1	1/26/2011 11:57:00 PM
trans-1,2-Dichloroethene	< 0.60	0.60		ug/m3	1	1/26/2011 11:57:00 PM
trans-1,3-Dichloropropene	< 0.69	0.69	J	ug/m3	1	1/26/2011 11:57:00 PM
Trichloroethene	0.60	0.22		ug/m3	1	1/26/2011 11:57:00 PM
Vinyl acetate	< 0.54	0.54		ug/m3	1	1/26/2011 11:57:00 PM
Vinyl Bromide	< 0.67	0.67		ug/m3	1	1/26/2011 11:57:00 PM
Vinyl chloride	< 0.10	0.10		ug/m3	1	1/26/2011 11:57:00 PM

Qualifiers:					
	**	Reporting Limit	.	Results reported are not blank corrected
	B	Analyte detected in the associated Method Blank	E	Value above quantitation range
	H	Holding times for preparation or analysis exceeded	J	Analyte detected at or below quantitation limits
	JN	Non-routine analyte. Quantitation estimated.	ND	Not Detected at the Reporting Limit
	S	Spike Recovery outside accepted recovery limits		

Centek Laboratories, LLC

Date: 24-Feb-11

CLIENT: Arcadis
Lab Order: C1101036
Project: Lockheed Martin NJ001014.0001
Lab ID: C1101036-006A

Client Sample ID: IA-VMP 2C
Tag Number: 170,401
Collection Date: 1/25/2011
Matrix: AIR

Analyses	Result	**Limit	Qual	Units	DF	Date Analyzed
1UG/M3 W/ 0.25UG/M3 CT-TCE-VC		TO-15				Analyst: LL
1,1,1-Trichloroethane	< 0.83	0.83		ug/m3	1	1/27/2011 1:41:00 AM
1,1,2,2-Tetrachloroethane	< 1.0	1.0		ug/m3	1	1/27/2011 1:41:00 AM
1,1,2-Trichloroethane	< 0.83	0.83	J	ug/m3	1	1/27/2011 1:41:00 AM
1,1-Dichloroethane	< 0.62	0.62		ug/m3	1	1/27/2011 1:41:00 AM
1,1-Dichloroethene	< 0.60	0.60		ug/m3	1	1/27/2011 1:41:00 AM
1,2,4-Trichlorobenzene	< 1.1	1.1	DJ	ug/m3	1	1/27/2011 1:41:00 AM
1,2,4-Trimethylbenzene	9.5	7.5	D	ug/m3	10	1/27/2011 2:15:00 AM
1,2-Dibromoethane	< 1.2	1.2		ug/m3	1	1/27/2011 1:41:00 AM
1,2-Dichlorobenzene	< 0.92	0.92		ug/m3	1	1/27/2011 1:41:00 AM
1,2-Dichloroethane	< 0.62	0.62		ug/m3	1	1/27/2011 1:41:00 AM
1,2-Dichloropropane	< 0.70	0.70		ug/m3	1	1/27/2011 1:41:00 AM
1,3,5-Trimethylbenzene	3.2	0.75		ug/m3	1	1/27/2011 1:41:00 AM
1,3-butadiene	< 0.34	0.34		ug/m3	1	1/27/2011 1:41:00 AM
1,3-Dichlorobenzene	< 0.92	0.92		ug/m3	1	1/27/2011 1:41:00 AM
1,4-Dichlorobenzene	< 0.92	0.92		ug/m3	1	1/27/2011 1:41:00 AM
1,4-Dioxane	< 1.1	1.1		ug/m3	1	1/27/2011 1:41:00 AM
2,2,4-trimethylpentane	< 0.71	0.71		ug/m3	1	1/27/2011 1:41:00 AM
4-ethyltoluene	2.7	0.75		ug/m3	1	1/27/2011 1:41:00 AM
Acetone	25	7.2	D	ug/m3	10	1/27/2011 2:15:00 AM
Allyl chloride	< 0.48	0.48		ug/m3	1	1/27/2011 1:41:00 AM
Benzene	1.2	0.49		ug/m3	1	1/27/2011 1:41:00 AM
Benzyl chloride	< 0.88	0.88	H	ug/m3	1	1/27/2011 1:41:00 AM
Bromodichloromethane	< 1.0	1.0		ug/m3	1	1/27/2011 1:41:00 AM
Bromoform	< 1.6	1.6		ug/m3	1	1/27/2011 1:41:00 AM
Bromomethane	< 0.59	0.59		ug/m3	1	1/27/2011 1:41:00 AM
Carbon disulfide	< 0.47	0.47		ug/m3	1	1/27/2011 1:41:00 AM
Carbon tetrachloride	0.38	0.26		ug/m3	1	1/27/2011 1:41:00 AM
Chlorobenzene	1.5	0.70		ug/m3	1	1/27/2011 1:41:00 AM
Chloroethane	< 0.40	0.40		ug/m3	1	1/27/2011 1:41:00 AM
Chloroform	< 0.74	0.74		ug/m3	1	1/27/2011 1:41:00 AM
Chloromethane	0.71	0.31		ug/m3	1	1/27/2011 1:41:00 AM
cis-1,2-Dichloroethene	< 0.60	0.60		ug/m3	1	1/27/2011 1:41:00 AM
cis-1,3-Dichloropropene	< 0.69	0.69		ug/m3	1	1/27/2011 1:41:00 AM
Cyclohexane	15	5.2	D	ug/m3	10	1/27/2011 2:15:00 AM
Dibromochloromethane	< 1.3	1.3		ug/m3	1	1/27/2011 1:41:00 AM
Ethyl acetate	< 0.92	0.92		ug/m3	1	1/27/2011 1:41:00 AM
Ethylbenzene	1.5	0.66		ug/m3	1	1/27/2011 1:41:00 AM
Freon 11	1.9	0.86		ug/m3	1	1/27/2011 1:41:00 AM
Freon 113	< 1.2	1.2		ug/m3	1	1/27/2011 1:41:00 AM
Freon 114	< 1.1	1.1		ug/m3	1	1/27/2011 1:41:00 AM

Qualifiers:
** Reporting Limit
B Analyte detected in the associated Method Blank
H Holding times for preparation or analysis exceeded
JN Non-routine analyte. Quantitation estimated.
S Spike Recovery outside accepted recovery limits
- Results reported are not blank corrected
E Value above quantitation range
J Analyte detected at or below quantitation limits
ND Not Detected at the Reporting Limit

Centek Laboratories, LLC

Date: *24-Feb-11*

CLIENT:	Arcadis	Client Sample ID:	IA-VMP 2C
Lab Order:	C1101036	Tag Number:	170,401
Project:	Lockheed Martin NJ001014.0001	Collection Date:	1/25/2011
Lab ID:	C1101036-006A	Matrix:	AIR

Analyses	Result	**Limit	Qual	Units	DF	Date Analyzed
1UG/M3 W/ 0.25UG/M3 CT-TCE-VC		TO-15				Analyst: LL
Freon 12	2.2 J	0.75		ug/m3	1	1/27/2011 1:41:00 AM
Heptane	6.3	0.62		ug/m3	1	1/27/2011 1:41:00 AM
Hexachloro-1,3-butadiene	< 1.6 J	1.6		ug/m3	1	1/27/2011 1:41:00 AM
Hexane	1.4	0.54		ug/m3	1	1/27/2011 1:41:00 AM
Isopropyl alcohol	410 J D	30		ug/m3	80	1/28/2011 9:05:00 AM
m&p-Xylene	4.2 J	1.3		ug/m3	1	1/27/2011 1:41:00 AM
Methyl Butyl Ketone	< 1.2	1.2		ug/m3	1	1/27/2011 1:41:00 AM
Methyl Ethyl Ketone	< 0.90	0.90		ug/m3	1	1/27/2011 1:41:00 AM
Methyl Isobutyl Ketone	< 1.2	1.2		ug/m3	1	1/27/2011 1:41:00 AM
Methyl tert-butyl ether	< 0.55	0.55		ug/m3	1	1/27/2011 1:41:00 AM
Methylene chloride	20 D	5.3		ug/m3	10	1/27/2011 2:15:00 AM
o-Xylene	2.1	0.66		ug/m3	1	1/27/2011 1:41:00 AM
Propylene	< 0.26 J	0.26		ug/m3	1	1/27/2011 1:41:00 AM
Styrene	5.2	0.65		ug/m3	1	1/27/2011 1:41:00 AM
Tetrachloroethylene	< 1.0	1.0		ug/m3	1	1/27/2011 1:41:00 AM
Tetrahydrofuran	< 0.45 J	0.45		ug/m3	1	1/27/2011 1:41:00 AM
Toluene	5.2	0.57		ug/m3	1	1/27/2011 1:41:00 AM
trans-1,2-Dichloroethene	< 0.60	0.60		ug/m3	1	1/27/2011 1:41:00 AM
trans-1,3-Dichloropropene	< 0.69 J	0.69		ug/m3	1	1/27/2011 1:41:00 AM
Trichloroethene	0.60	0.22		ug/m3	1	1/27/2011 1:41:00 AM
Vinyl acetate	< 0.54	0.54		ug/m3	1	1/27/2011 1:41:00 AM
Vinyl Bromide	< 0.67	0.67		ug/m3	1	1/27/2011 1:41:00 AM
Vinyl chloride	< 0.10	0.10		ug/m3	1	1/27/2011 1:41:00 AM

Qualifiers:

- ** Reporting Limit
- B Analyte detected in the associated Method Blank
- H Holding times for preparation or analysis exceeded
- JN Non-routine analyte. Quantitation estimated.
- S Spike Recovery outside accepted recovery limits
- . Results reported are not blank corrected
- E Value above quantitation range
- J Analyte detected at or below quantitation limits
- ND Not Detected at the Reporting Limit

Centek Laboratories, LLC

Date: *24-Feb-11*

CLIENT:	Arcadis	Client Sample ID:	IA-VMP 1B
Lab Order:	C1101036	Tag Number:	201,375
Project:	Lockheed Martin NJ001014.0001	Collection Date:	1/25/2011
Lab ID:	C1101036-007A	Matrix:	AIR

Analyses	Result	**Limit	Qual	Units	DF	Date Analyzed
1UG/M3 W/ 0.25UG/M3 CT-TCE-VC		TO-15				Analyst: LL
1,1,1-Trichloroethane	< 0.83	0.83		ug/m3	1	1/27/2011 2:50:00 AM
1,1,2,2-Tetrachloroethane	< 1.0	1.0		ug/m3	1	1/27/2011 2:50:00 AM
1,1,2-Trichloroethane	< 0.83	0.83	J	ug/m3	1	1/27/2011 2:50:00 AM
1,1-Dichloroethane	< 0.62	0.62		ug/m3	1	1/27/2011 2:50:00 AM
1,1-Dichloroethene	< 0.60	0.60		ug/m3	1	1/27/2011 2:50:00 AM
1,2,4-Trichlorobenzene	< 1.1	1.1	J	ug/m3	1	1/27/2011 2:50:00 AM
1,2,4-Trimethylbenzene	9.2	0.75		ug/m3	1	1/27/2011 2:50:00 AM
1,2-Dibromoethane	< 1.2	1.2		ug/m3	1	1/27/2011 2:50:00 AM
1,2-Dichlorobenzene	< 0.92	0.92		ug/m3	1	1/27/2011 2:50:00 AM
1,2-Dichloroethane	< 0.62	0.62		ug/m3	1	1/27/2011 2:50:00 AM
1,2-Dichloropropane	< 0.70	0.70		ug/m3	1	1/27/2011 2:50:00 AM
1,3,5-Trimethylbenzene	2.2	0.75		ug/m3	1	1/27/2011 2:50:00 AM
1,3-butadiene	< 0.34	0.34		ug/m3	1	1/27/2011 2:50:00 AM
1,3-Dichlorobenzene	< 0.92	0.92		ug/m3	1	1/27/2011 2:50:00 AM
1,4-Dichlorobenzene	< 0.92	0.92		ug/m3	1	1/27/2011 2:50:00 AM
1,4-Dioxane	< 1.1	1.1		ug/m3	1	1/27/2011 2:50:00 AM
2,2,4-trimethylpentane	< 0.71	0.71		ug/m3	1	1/27/2011 2:50:00 AM
4-ethyltoluene	1.6	0.75		ug/m3	1	1/27/2011 2:50:00 AM
Acetone	12	7.2	D	ug/m3	10	1/27/2011 3:24:00 AM
Allyl chloride	< 0.48	0.48		ug/m3	1	1/27/2011 2:50:00 AM
Benzene	1.2	0.49		ug/m3	1	1/27/2011 2:50:00 AM
Benzyl chloride	< 0.88	0.88	J	ug/m3	1	1/27/2011 2:50:00 AM
Bromodichloromethane	< 1.0	1.0		ug/m3	1	1/27/2011 2:50:00 AM
Bromoform	< 1.6	1.6		ug/m3	1	1/27/2011 2:50:00 AM
Bromomethane	< 0.59	0.59		ug/m3	1	1/27/2011 2:50:00 AM
Carbon disulfide	< 0.47	0.47		ug/m3	1	1/27/2011 2:50:00 AM
Carbon tetrachloride	0.38	0.26		ug/m3	1	1/27/2011 2:50:00 AM
Chlorobenzene	1.0	0.70		ug/m3	1	1/27/2011 2:50:00 AM
Chloroethane	< 0.40	0.40		ug/m3	1	1/27/2011 2:50:00 AM
Chloroform	< 0.74	0.74		ug/m3	1	1/27/2011 2:50:00 AM
Chloromethane	0.78	0.31		ug/m3	1	1/27/2011 2:50:00 AM
cis-1,2-Dichloroethene	< 0.60	0.60		ug/m3	1	1/27/2011 2:50:00 AM
cis-1,3-Dichloropropene	< 0.69	0.69		ug/m3	1	1/27/2011 2:50:00 AM
Cyclohexane	16	5.2	D	ug/m3	10	1/27/2011 3:24:00 AM
Dibromochloromethane	< 1.3	1.3		ug/m3	1	1/27/2011 2:50:00 AM
Ethyl acetate	< 0.92	0.92		ug/m3	1	1/27/2011 2:50:00 AM
Ethylbenzene	0.84	0.66		ug/m3	1	1/27/2011 2:50:00 AM
Freon 11	2.2	0.86		ug/m3	1	1/27/2011 2:50:00 AM
Freon 113	< 1.2	1.2		ug/m3	1	1/27/2011 2:50:00 AM
Freon 114	< 1.1	1.1		ug/m3	1	1/27/2011 2:50:00 AM

Qualifiers:
- ** Reporting Limit
- B Analyte detected in the associated Method Blank
- H Holding times for preparation or analysis exceeded
- JN Non-routine analyte. Quantitation estimated.
- S Spike Recovery outside accepted recovery limits
- . Results reported are not blank corrected
- E Value above quantitation range
- J Analyte detected at or below quantitation limits
- ND Not Detected at the Reporting Limit

Centek Laboratories, LLC

Date: 24-Feb-11

CLIENT:	Arcadis		
Lab Order:	C1101036	Client Sample ID:	IA-VMP 1B
Project:	Lockheed Martin NJ001014.0001	Tag Number:	201,375
Lab ID:	C1101036-007A	Collection Date:	1/25/2011
		Matrix:	AIR

Analyses	Result	**Limit	Qual	Units	DF	Date Analyzed
1UG/M3 W/ 0.25UG/M3 CT-TCE-VC		TO-15				Analyst: LL
Freon 12	2.6 J	0.75		ug/m3	1	1/27/2011 2:50:00 AM
Heptane	7.9 D	6.2		ug/m3	10	1/27/2011 3:24:00 AM
Hexachloro-1,3-butadiene	< 1.6 J	1.6		ug/m3	1	1/27/2011 2:50:00 AM
Hexane	1.0	0.54		ug/m3	1	1/27/2011 2:50:00 AM
Isopropyl alcohol	220 J D	15		ug/m3	40	1/28/2011 9:39:00 AM
m&p-Xylene	1.9 J	1.3		ug/m3	1	1/27/2011 2:50:00 AM
Methyl Butyl Ketone	< 1.2	1.2		ug/m3	1	1/27/2011 2:50:00 AM
Methyl Ethyl Ketone	< 0.90	0.90		ug/m3	1	1/27/2011 2:50:00 AM
Methyl Isobutyl Ketone	< 1.2	1.2		ug/m3	1	1/27/2011 2:50:00 AM
Methyl tert-butyl ether	< 0.55	0.55		ug/m3	1	1/27/2011 2:50:00 AM
Methylene chloride	21 D	5.3		ug/m3	10	1/27/2011 3:24:00 AM
o-Xylene	0.93	0.66		ug/m3	1	1/27/2011 2:50:00 AM
Propylene	< 0.26 J	0.26		ug/m3	1	1/27/2011 2:50:00 AM
Styrene	3.6	0.65	*	ug/m3	1	1/27/2011 2:50:00 AM
Tetrachloroethylene	2.3	1.0		ug/m3	1	1/27/2011 2:50:00 AM
Tetrahydrofuran	< 0.45 J	0.45		ug/m3	1	1/27/2011 2:50:00 AM
Toluene	3.4	0.57		ug/m3	1	1/27/2011 2:50:00 AM
trans-1,2-Dichloroethene	< 0.60	0.60		ug/m3	1	1/27/2011 2:50:00 AM
trans-1,3-Dichloropropene	< 0.69 J	0.69		ug/m3	1	1/27/2011 2:50:00 AM
Trichloroethene	0.71	0.22		ug/m3	1	1/27/2011 2:50:00 AM
Vinyl acetate	< 0.54	0.54		ug/m3	1	1/27/2011 2:50:00 AM
Vinyl Bromide	< 0.67	0.67		ug/m3	1	1/27/2011 2:50:00 AM
Vinyl chloride	< 0.10	0.10		ug/m3	1	1/27/2011 2:50:00 AM

Qualifiers:			
	**	Reporting Limit	
	B	Analyte detected in the associated Method Blank	
	H	Holding times for preparation or analysis exceeded	
	JN	Non-routine analyte. Quantitation estimated.	
	S	Spike Recovery outside accepted recovery limits	
	.	Results reported are not blank corrected	
	E	Value above quantitation range	
	J	Analyte detected at or below quantitation limits	
	ND	Not Detected at the Reporting Limit	

Date: 24-Feb-11

Centek Laboratories, LLC

CLIENT:	Arcadis	Client Sample ID:	SS-VMP 1B
Lab Order:	C1101036	Tag Number:	131,255
Project:	Lockheed Martin NJ001014.0001	Collection Date:	1/25/2011
Lab ID:	C1101036-008A	Matrix:	

Analyses	Result	**Limit	Qual	Units	DF	Date Analyzed
		TO-15				Analyst: LL
1UG/M3 BY METHOD TO15						
1,1,1-Trichloroethane	< 0.83	0.83		ug/m3	1	1/27/2011 7:12:00 PM
1,1,2,2-Tetrachloroethane	< 1.0	1.0		ug/m3	1	1/27/2011 7:12:00 PM
1,1,2-Trichloroethane	< 0.83 UJ	0.83		ug/m3	1	1/27/2011 7:12:00 PM
1,1-Dichloroethane	< 0.62	0.62		ug/m3	1	1/27/2011 7:12:00 PM
1,1-Dichloroethene	< 0.60	0.60		ug/m3	1	1/27/2011 7:12:00 PM
1,2,4-Trichlorobenzene	< 1.1 UJ	1.1		ug/m3	1	1/27/2011 7:12:00 PM
1,2,4-Trimethylbenzene	7.6	0.75		ug/m3	1	1/27/2011 7:12:00 PM
1,2-Dibromoethane	< 1.2	1.2		ug/m3	1	1/27/2011 7:12:00 PM
1,2-Dichlorobenzene	< 0.92	0.92		ug/m3	1	1/27/2011 7:12:00 PM
1,2-Dichloroethane	< 0.62	0.62		ug/m3	1	1/27/2011 7:12:00 PM
1,2-Dichloropropane	< 0.70	0.70		ug/m3	1	1/27/2011 7:12:00 PM
1,3,5-Trimethylbenzene	1.6	0.75		ug/m3	1	1/27/2011 7:12:00 PM
1,3-butadiene	< 0.34	0.34		ug/m3	1	1/27/2011 7:12:00 PM
1,3-Dichlorobenzene	< 0.92	0.92		ug/m3	1	1/27/2011 7:12:00 PM
1,4-Dichlorobenzene	0.73	0.92	J	ug/m3	1	1/27/2011 7:12:00 PM
1,4-Dioxane	< 1.1	1.1		ug/m3	1	1/27/2011 7:12:00 PM
2,2,4-trimethylpentane	< 0.71	0.71		ug/m3	1	1/27/2011 7:12:00 PM
4-ethyltoluene	1.4	0.75		ug/m3	1	1/27/2011 7:12:00 PM
Acetone	9.9 D	7.2		ug/m3	10	1/28/2011 9:15:00 PM
Allyl chloride	< 0.48	0.48		ug/m3	1	1/27/2011 7:12:00 PM
Benzene	1.3	0.49		ug/m3	1	1/27/2011 7:12:00 PM
Benzyl chloride	< 0.88 UJ	0.88		ug/m3	1	1/27/2011 7:12:00 PM
Bromodichloromethane	< 1.0	1.0		ug/m3	1	1/27/2011 7:12:00 PM
Bromoform	< 1.6	1.6		ug/m3	1	1/27/2011 7:12:00 PM
Bromomethane	< 0.59	0.59		ug/m3	1	1/27/2011 7:12:00 PM
Carbon disulfide	< 0.47	0.47		ug/m3	1	1/27/2011 7:12:00 PM
Carbon tetrachloride	0.32	0.96	J	ug/m3	1	1/27/2011 7:12:00 PM
Chlorobenzene	0.89	0.70		ug/m3	1	1/27/2011 7:12:00 PM
Chloroethane	< 0.40	0.40		ug/m3	1	1/27/2011 7:12:00 PM
Chloroform	< 0.74	0.74		ug/m3	1	1/27/2011 7:12:00 PM
Chloromethane	0.71	0.31		ug/m3	1	1/27/2011 7:12:00 PM
cis-1,2-Dichloroethene	< 0.60	0.60		ug/m3	1	1/27/2011 7:12:00 PM
cis-1,3-Dichloropropene	< 0.69	0.69		ug/m3	1	1/27/2011 7:12:00 PM
Cyclohexane	10 D	5.2		ug/m3	10	1/28/2011 9:15:00 PM
Dibromochloromethane	< 1.3	1.3		ug/m3	1	1/27/2011 7:12:00 PM
Ethyl acetate	< 0.92	0.92		ug/m3	1	1/27/2011 7:12:00 PM
Ethylbenzene	0.71	0.66		ug/m3	1	1/27/2011 7:12:00 PM
Freon 11	1.9	0.86		ug/m3	1	1/27/2011 7:12:00 PM
Freon 113	< 1.2	1.2		ug/m3	1	1/27/2011 7:12:00 PM
Freon 114	< 1.1	1.1		ug/m3	1	1/27/2011 7:12:00 PM

Qualifiers:

**	Reporting Limit
B	Analyte detected in the associated Method Blank
H	Holding times for preparation or analysis exceeded
JN	Non-routine analyte. Quantitation estimated.
S	Spike Recovery outside accepted recovery limits
.	Results reported are not blank corrected
E	Value above quantitation range
J	Analyte detected at or below quantitation limits
ND	Not Detected at the Reporting Limit

Centek Laboratories, LLC

Date: *24-Feb-11*

CLIENT:	Arcadis	Client Sample ID:	SS-VMP 1B
Lab Order:	C1101036	Tag Number:	131,255
Project:	Lockheed Martin NJ001014.0001	Collection Date:	1/25/2011
Lab ID:	C1101036-008A	Matrix:	

Analyses	Result	**Limit	Qual	Units	DF	Date Analyzed
1UG/M3 BY METHOD TO15		TO-15				Analyst: LL
Freon 12	2.0	0.75		ug/m3	1	1/27/2011 7:12:00 PM
Heptane	5.4	6.2	J	ug/m3	10	1/28/2011 9:15:00 PM
Hexachloro-1,3-butadiene	< 1.6	1.6		ug/m3	1	1/27/2011 7:12:00 PM
Hexane	1.1	0.54		ug/m3	1	1/27/2011 7:12:00 PM
Isopropyl alcohol	150	30		ug/m3	80	1/28/2011 9:48:00 PM
m&p-Xylene	1.6	1.3		ug/m3	1	1/27/2011 7:12:00 PM
Methyl Butyl Ketone	< 1.2	1.2		ug/m3	1	1/27/2011 7:12:00 PM
Methyl Ethyl Ketone	< 0.90	0.90		ug/m3	1	1/27/2011 7:12:00 PM
Methyl Isobutyl Ketone	< 1.2	1.2		ug/m3	1	1/27/2011 7:12:00 PM
Methyl tert-butyl ether	< 0.55	0.55		ug/m3	1	1/27/2011 7:12:00 PM
Methylene chloride	16	5.3		ug/m3	10	1/28/2011 9:15:00 PM
o-Xylene	0.79	0.66		ug/m3	1	1/27/2011 7:12:00 PM
Propylene	< 0.26	0.26		ug/m3	1	1/27/2011 7:12:00 PM
Styrene	2.6	0.65		ug/m3	1	1/27/2011 7:12:00 PM
Tetrachloroethylene	< 1.0	1.0		ug/m3	1	1/27/2011 7:12:00 PM
Tetrahydrofuran	< 0.45	0.45		ug/m3	1	1/27/2011 7:12:00 PM
Toluene	3.4	0.57		ug/m3	1	1/27/2011 7:12:00 PM
trans-1,2-Dichloroethene	< 0.60	0.60		ug/m3	1	1/27/2011 7:12:00 PM
trans-1,3-Dichloropropene	< 0.69	0.69		ug/m3	1	1/27/2011 7:12:00 PM
Trichloroethene	0.71	0.82	J	ug/m3	1	1/27/2011 7:12:00 PM
Vinyl acetate	< 0.54	0.54		ug/m3	1	1/27/2011 7:12:00 PM
Vinyl Bromide	< 0.67	0.67		ug/m3	1	1/27/2011 7:12:00 PM
Vinyl chloride	< 0.39	0.39		ug/m3	1	1/27/2011 7:12:00 PM

Qualifiers:

**	Reporting Limit	.	Results reported are not blank corrected
B	Analyte detected in the associated Method Blank	E	Value above quantitation range
H	Holding times for preparation or analysis exceeded	J	Analyte detected at or below quantitation limits
JN	Non-routine analyte. Quantitation estimated.	ND	Not Detected at the Reporting Limit
S	Spike Recovery outside accepted recovery limits		

Centek Laboratories, LLC

Date: *24-Feb-11*

CLIENT:	Arcadis	Client Sample ID:	SS-VMP 4
Lab Order:	C1101036	Tag Number:	554,381
Project:	Lockheed Martin NJ001014.0001	Collection Date:	1/25/2011
Lab ID:	C1101036-009A	Matrix:	

Analyses	Result	**Limit	Qual	Units	DF	Date Analyzed
1UG/M3 BY METHOD TO15		TO-15				Analyst: LL
1,1,1-Trichloroethane	< 0.83	0.83		ug/m3	1	1/27/2011 7:46:00 PM
1,1,2,2-Tetrachloroethane	< 1.0	1.0		ug/m3	1	1/27/2011 7:46:00 PM
1,1,2-Trichloroethane	< 0.83 J	0.83		ug/m3	1	1/27/2011 7:46:00 PM
1,1-Dichloroethane	< 0.62	0.62		ug/m3	1	1/27/2011 7:46:00 PM
1,1-Dichloroethene	< 0.60	0.60		ug/m3	1	1/27/2011 7:46:00 PM
1,2,4-Trichlorobenzene	< 1.1 J	1.1		ug/m3	1	1/27/2011 7:46:00 PM
1,2,4-Trimethylbenzene	5.6 D	6.0	J	ug/m3	8	1/28/2011 10:21:00 PM
1,2-Dibromoethane	< 1.2	1.2		ug/m3	1	1/27/2011 7:46:00 PM
1,2-Dichlorobenzene	< 0.92	0.92		ug/m3	1	1/27/2011 7:46:00 PM
1,2-Dichloroethane	< 0.62	0.62		ug/m3	1	1/27/2011 7:46:00 PM
1,2-Dichloropropane	< 0.70	0.70		ug/m3	1	1/27/2011 7:46:00 PM
1,3,5-Trimethylbenzene	2.6	0.75		ug/m3	1	1/27/2011 7:46:00 PM
1,3-butadiene	< 0.34	0.34		ug/m3	1	1/27/2011 7:46:00 PM
1,3-Dichlorobenzene	< 0.92	0.92		ug/m3	1	1/27/2011 7:46:00 PM
1,4-Dichlorobenzene	< 0.92	0.92		ug/m3	1	1/27/2011 7:46:00 PM
1,4-Dioxane	< 1.1	1.1		ug/m3	1	1/27/2011 7:46:00 PM
2,2,4-trimethylpentane	< 0.71	0.71		ug/m3	1	1/27/2011 7:46:00 PM
4-ethyltoluene	2.3	0.75		ug/m3	1	1/27/2011 7:46:00 PM
Acetone	9.1 D	5.8		ug/m3	8	1/28/2011 10:21:00 PM
Allyl chloride	< 0.48	0.48		ug/m3	1	1/27/2011 7:46:00 PM
Benzene	1.3	0.49		ug/m3	1	1/27/2011 7:46:00 PM
Benzyl chloride	< 0.88 J	0.88		ug/m3	1	1/27/2011 7:46:00 PM
Bromodichloromethane	< 1.0	1.0		ug/m3	1	1/27/2011 7:46:00 PM
Bromoform	< 1.6	1.6		ug/m3	1	1/27/2011 7:46:00 PM
Bromomethane	< 0.59	0.59		ug/m3	1	1/27/2011 7:46:00 PM
Carbon disulfide	< 0.47	0.47		ug/m3	1	1/27/2011 7:46:00 PM
Carbon tetrachloride	0.32	0.96	J	ug/m3	1	1/27/2011 7:46:00 PM
Chlorobenzene	1.2	0.70		ug/m3	1	1/27/2011 7:46:00 PM
Chloroethane	< 0.40	0.40		ug/m3	1	1/27/2011 7:46:00 PM
Chloroform	< 0.74	0.74		ug/m3	1	1/27/2011 7:46:00 PM
Chloromethane	0.82	0.31		ug/m3	1	1/27/2011 7:46:00 PM
cis-1,2-Dichloroethene	< 0.60	0.60		ug/m3	1	1/27/2011 7:46:00 PM
cis-1,3-Dichloropropene	< 0.69	0.69		ug/m3	1	1/27/2011 7:46:00 PM
Cyclohexane	9.0 D	4.2		ug/m3	8	1/28/2011 10:21:00 PM
Dibromochloromethane	< 1.3	1.3		ug/m3	1	1/27/2011 7:46:00 PM
Ethyl acetate	< 0.92	0.92		ug/m3	1	1/27/2011 7:46:00 PM
Ethylbenzene	0.88	0.66		ug/m3	1	1/27/2011 7:46:00 PM
Freon 11	2.1	0.86		ug/m3	1	1/27/2011 7:46:00 PM
Freon 113	< 1.2	1.2		ug/m3	1	1/27/2011 7:46:00 PM
Freon 114	< 1.1	1.1		ug/m3	1	1/27/2011 7:46:00 PM

Qualifiers:

**	Reporting Limit
B	Analyte detected in the associated Method Blank
H	Holding times for preparation or analysis exceeded
JN	Non-routine analyte. Quantitation estimated.
S	Spike Recovery outside accepted recovery limits
,	Results reported are not blank corrected
E	Value above quantitation range
J	Analyte detected at or below quantitation limits
ND	Not Detected at the Reporting Limit

Centek Laboratories, LLC

Date: *24-Feb-11*

CLIENT:	Arcadis	Client Sample ID:	SS-VMP 4
Lab Order:	C1101036	Tag Number:	554,381
Project:	Lockheed Martin NJ001014.0001	Collection Date:	1/25/2011
Lab ID:	C1101036-009A	Matrix:	

Analyses	Result	**Limit	Qual	Units	DF	Date Analyzed
1UG/M3 BY METHOD TO15		TO-15				Analyst: LL
Freon 12	2.4 J	0.75		ug/m3	1	1/27/2011 7:46:00 PM
Heptane	6.8	0.62		ug/m3	1	1/27/2011 7:46:00 PM
Hexachloro-1,3-butadiene	< 1.6 J	1.6		ug/m3	1	1/27/2011 7:46:00 PM
Hexane	1.3	0.54		ug/m3	1	1/27/2011 7:46:00 PM
Isopropyl alcohol	320 J D	60		ug/m3	160	1/28/2011 10:54:00 PM
m&p-Xylene	1.9 J	1.3		ug/m3	1	1/27/2011 7:46:00 PM
Methyl Butyl Ketone	< 1.2	1.2		ug/m3	1	1/27/2011 7:46:00 PM
Methyl Ethyl Ketone	< 0.90	0.90		ug/m3	1	1/27/2011 7:46:00 PM
Methyl Isobutyl Ketone	< 1.2	1.2		ug/m3	1	1/27/2011 7:46:00 PM
Methyl tert-butyl ether	< 0.55	0.55		ug/m3	1	1/27/2011 7:46:00 PM
Methylene chloride	20 D	4.2		ug/m3	8	1/28/2011 10:21:00 PM
o-Xylene	1.1	0.66		ug/m3	1	1/27/2011 7:46:00 PM
Propylene	< 0.26 J	0.26		ug/m3	1	1/27/2011 7:46:00 PM
Styrene	4.2	0.65		ug/m3	1	1/27/2011 7:46:00 PM
Tetrachloroethylene	< 1.0	1.0		ug/m3	1	1/27/2011 7:46:00 PM
Tetrahydrofuran	< 0.45 J	0.45		ug/m3	1	1/27/2011 7:46:00 PM
Toluene	3.9	0.57		ug/m3	1	1/27/2011 7:46:00 PM
trans-1,2-Dichloroethene	< 0.60	0.60		ug/m3	1	1/27/2011 7:46:00 PM
trans-1,3-Dichloropropene	< 0.69 J	0.69		ug/m3	1	1/27/2011 7:46:00 PM
Trichloroethene	2.0	0.82		ug/m3	1	1/27/2011 7:46:00 PM
Vinyl acetate	< 0.54	0.54		ug/m3	1	1/27/2011 7:46:00 PM
Vinyl Bromide	< 0.67	0.67		ug/m3	1	1/27/2011 7:46:00 PM
Vinyl chloride	< 0.39	0.39		ug/m3	1	1/27/2011 7:46:00 PM

Qualifiers:			
	**	Reporting Limit	. Results reported are not blank corrected
	B	Analyte detected in the associated Method Blank	E Value above quantitation range
	H	Holding times for preparation or analysis exceeded	J Analyte detected at or below quantitation limits
	JN	Non-routine analyte. Quantitation estimated.	ND Not Detected at the Reporting Limit
	S	Spike Recovery outside accepted recovery limits	

Centek Laboratories, LLC

Date: *24-Feb-11*

CLIENT:	Arcadis	Client Sample ID:	SS-VMP 2C
Lab Order:	C1101036	Tag Number:	325,281
Project:	Lockheed Martin NJ001014.0001	Collection Date:	1/25/2011
Lab ID:	C1101036-010A	Matrix:	

Analyses	Result	**Limit	Qual	Units	DF	Date Analyzed
1UG/M3 BY METHOD TO15		TO-15				Analyst: LL
1,1,1-Trichloroethane	11	0.83		ug/m3	1	1/27/2011 8:20:00 PM
1,1,2,2-Tetrachloroethane	< 1.0	1.0		ug/m3	1	1/27/2011 8:20:00 PM
1,1,2-Trichloroethane	< 0.83 J	0.83		ug/m3	1	1/27/2011 8:20:00 PM
1,1-Dichloroethane	< 0.62	0.62		ug/m3	1	1/27/2011 8:20:00 PM
1,1-Dichloroethene	< 0.60	0.60		ug/m3	1	1/27/2011 8:20:00 PM
1,2,4-Trichlorobenzene	< 1.1 J	1.1		ug/m3	1	1/27/2011 8:20:00 PM
1,2,4-Trimethylbenzene	6.0 D	3.7		ug/m3	5	1/28/2011 11:27:00 PM
1,2-Dibromoethane	< 1.2	1.2		ug/m3	1	1/27/2011 8:20:00 PM
1,2-Dichlorobenzene	< 0.92	0.92		ug/m3	1	1/27/2011 8:20:00 PM
1,2-Dichloroethane	< 0.62	0.62		ug/m3	1	1/27/2011 8:20:00 PM
1,2-Dichloropropane	< 0.70	0.70		ug/m3	1	1/27/2011 8:20:00 PM
1,3,5-Trimethylbenzene	2.0	0.75		ug/m3	1	1/27/2011 8:20:00 PM
1,3-butadiene	< 0.34	0.34		ug/m3	1	1/27/2011 8:20:00 PM
1,3-Dichlorobenzene	< 0.92	0.92		ug/m3	1	1/27/2011 8:20:00 PM
1,4-Dichlorobenzene	< 0.92	0.92		ug/m3	1	1/27/2011 8:20:00 PM
1,4-Dioxane	< 1.1	1.1		ug/m3	1	1/27/2011 8:20:00 PM
2,2,4-trimethylpentane	< 0.71	0.71		ug/m3	1	1/27/2011 8:20:00 PM
4-ethyltoluene	1.6	0.75		ug/m3	1	1/27/2011 8:20:00 PM
Acetone	9.7 D	3.6		ug/m3	5	1/28/2011 11:27:00 PM
Allyl chloride	< 0.48	0.48		ug/m3	1	1/27/2011 8:20:00 PM
Benzene	0.58	0.49		ug/m3	1	1/27/2011 8:20:00 PM
Benzyl chloride	< 0.88 J	0.88		ug/m3	1	1/27/2011 8:20:00 PM
Bromodichloromethane	< 1.0	1.0		ug/m3	1	1/27/2011 8:20:00 PM
Bromoform	< 1.6	1.6		ug/m3	1	1/27/2011 8:20:00 PM
Bromomethane	< 0.59	0.59		ug/m3	1	1/27/2011 8:20:00 PM
Carbon disulfide	0.73	0.47		ug/m3	1	1/27/2011 8:20:00 PM
Carbon tetrachloride	0.26	0.96	J	ug/m3	1	1/27/2011 8:20:00 PM
Chlorobenzene	0.47	0.70	J	ug/m3	1	1/27/2011 8:20:00 PM
Chloroethane	< 0.40	0.40		ug/m3	1	1/27/2011 8:20:00 PM
Chloroform	4.5	0.74		ug/m3	1	1/27/2011 8:20:00 PM
Chloromethane	0.40	0.31		ug/m3	1	1/27/2011 8:20:00 PM
cis-1,2-Dichloroethene	< 0.60	0.60		ug/m3	1	1/27/2011 8:20:00 PM
cis-1,3-Dichloropropene	< 0.69	0.69		ug/m3	1	1/27/2011 8:20:00 PM
Cyclohexane	4.9	0.52		ug/m3	1	1/27/2011 8:20:00 PM
Dibromochloromethane	< 1.3	1.3		ug/m3	1	1/27/2011 8:20:00 PM
Ethyl acetate	< 0.92	0.92		ug/m3	1	1/27/2011 8:20:00 PM
Ethylbenzene	1.7	0.66		ug/m3	1	1/27/2011 8:20:00 PM
Freon 11	1.9	0.86		ug/m3	1	1/27/2011 8:20:00 PM
Freon 113	2.6	1.2		ug/m3	1	1/27/2011 8:20:00 PM
Freon 114	< 1.1	1.1		ug/m3	1	1/27/2011 8:20:00 PM

Qualifiers:

**	Reporting Limit
B	Analyte detected in the associated Method Blank
H	Holding times for preparation or analysis exceeded
JN	Non-routine analyte. Quantitation estimated.
S	Spike Recovery outside accepted recovery limits
.	Results reported are not blank corrected
E	Value above quantitation range
J	Analyte detected at or below quantitation limits
ND	Not Detected at the Reporting Limit

Centek Laboratories, LLC

Date: *24-Feb-11*

CLIENT:	Arcadis	Client Sample ID:	SS-VMP 2C
Lab Order:	C1101036	Tag Number:	325,281
Project:	Lockheed Martin NJ001014.0001	Collection Date:	1/25/2011
Lab ID:	C1101036-010A	Matrix:	

Analyses	Result	**Limit	Qual	Units	DF	Date Analyzed
1UG/M3 BY METHOD TO15		TO-15				Analyst: LL
Freon 12	2.2 J	0.75		ug/m3	1	1/27/2011 8:20:00 PM
Heptane	2.9	0.62		ug/m3	1	1/27/2011 8:20:00 PM
Hexachloro-1,3-butadiene	< 1.6 J	1.6		ug/m3	1	1/27/2011 8:20:00 PM
Hexane	0.64	0.54		ug/m3	1	1/27/2011 8:20:00 PM
Isopropyl alcohol	180 J D	15		ug/m3	40	1/29/2011
m&p-Xylene	5.2 J	1.3		ug/m3	1	1/27/2011 8:20:00 PM
Methyl Butyl Ketone	< 1.2	1.2		ug/m3	1	1/27/2011 8:20:00 PM
Methyl Ethyl Ketone	< 0.90	0.90		ug/m3	1	1/27/2011 8:20:00 PM
Methyl Isobutyl Ketone	< 1.2	1.2		ug/m3	1	1/27/2011 8:20:00 PM
Methyl tert-butyl ether	< 0.55	0.55		ug/m3	1	1/27/2011 8:20:00 PM
Methylene chloride	9.2 D	2.6		ug/m3	5	1/28/2011 11:27:00 PM
o-Xylene	2.1	0.66		ug/m3	1	1/27/2011 8:20:00 PM
Propylene	< 0.26 J	0.26		ug/m3	1	1/27/2011 8:20:00 PM
Styrene	1.8	0.65		ug/m3	1	1/27/2011 8:20:00 PM
Tetrachloroethylene	11	1.0		ug/m3	1	1/27/2011 8:20:00 PM
Tetrahydrofuran	< 0.45 J	0.45		ug/m3	1	1/27/2011 8:20:00 PM
Toluene	4.3	0.57		ug/m3	1	1/27/2011 8:20:00 PM
trans-1,2-Dichloroethene	1.5	0.60		ug/m3	1	1/27/2011 8:20:00 PM
trans-1,3-Dichloropropene	< 0.69 J	0.69		ug/m3	1	1/27/2011 8:20:00 PM
Trichloroethene	3.3	0.82		ug/m3	1	1/27/2011 8:20:00 PM
Vinyl acetate	< 0.54	0.54		ug/m3	1	1/27/2011 8:20:00 PM
Vinyl Bromide	< 0.67	0.67		ug/m3	1	1/27/2011 8:20:00 PM
Vinyl chloride	< 0.39	0.39		ug/m3	1	1/27/2011 8:20:00 PM

Qualifiers:

**	Reporting Limit	.	Results reported are not blank corrected
B	Analyte detected in the associated Method Blank	E	Value above quantitation range
H	Holding times for preparation or analysis exceeded	J	Analyte detected at or below quantitation limits
JN	Non-routine analyte. Quantitation estimated.	ND	Not Detected at the Reporting Limit
S	Spike Recovery outside accepted recovery limits		

Centek Laboratories, LLC

Date: *24-Feb-11*

CLIENT:	Arcadis	Client Sample ID:	IA-VMP 5A
Lab Order:	C1101036	Tag Number:	363,386
Project:	Lockheed Martin NJ001014.0001	Collection Date:	1/25/2011
Lab ID:	C1101036-011A	Matrix:	

Analyses	Result	**Limit	Qual	Units	DF	Date Analyzed
1UG/M3 W/ 0.25UG/M3 CT-TCE-VC		TO-15				Analyst: LL
1,1,1-Trichloroethane	< 0.83	0.83		ug/m3	1	1/26/2011
1,1,2,2-Tetrachloroethane	< 1.0	1.0		ug/m3	1	1/26/2011
1,1,2-Trichloroethane	< 0.83 J	0.83		ug/m3	1	1/26/2011
1,1-Dichloroethane	< 0.62	0.62		ug/m3	1	1/26/2011
1,1-Dichloroethene	< 0.60	0.60		ug/m3	1	1/26/2011
1,2,4-Trichlorobenzene	< 1.1 J	1.1		ug/m3	1	1/26/2011
1,2,4-Trimethylbenzene	2.2	0.75		ug/m3	1	1/26/2011
1,2-Dibromoethane	< 1.2	1.2		ug/m3	1	1/26/2011
1,2-Dichlorobenzene	< 0.92	0.92		ug/m3	1	1/26/2011
1,2-Dichloroethane	< 0.62	0.62		ug/m3	1	1/26/2011
1,2-Dichloropropane	< 0.70	0.70		ug/m3	1	1/26/2011
1,3,5-Trimethylbenzene	0.70	0.75	J	ug/m3	1	1/26/2011
1,3-butadiene	< 0.34	0.34		ug/m3	1	1/26/2011
1,3-Dichlorobenzene	< 0.92	0.92		ug/m3	1	1/26/2011
1,4-Dichlorobenzene	34 D	9.2		ug/m3	10	1/27/2011 4:34:00 AM
1,4-Dioxane	< 1.1	1.1		ug/m3	1	1/26/2011
2,2,4-trimethylpentane	< 0.71	0.71		ug/m3	1	1/26/2011
4-ethyltoluene	< 0.75	0.75		ug/m3	1	1/26/2011
Acetone	56 D	29		ug/m3	40	1/28/2011 10:13:00 AM
Allyl chloride	< 0.48	0.48		ug/m3	1	1/26/2011
Benzene	1.2	0.49		ug/m3	1	1/26/2011
Benzyl chloride	< 0.88 J	0.88		ug/m3	1	1/26/2011
Bromodichloromethane	< 1.0	1.0		ug/m3	1	1/26/2011
Bromoform	< 1.6	1.6		ug/m3	1	1/26/2011
Bromomethane	< 0.59	0.59		ug/m3	1	1/26/2011
Carbon disulfide	< 0.47	0.47		ug/m3	1	1/26/2011
Carbon tetrachloride	0.32	0.26		ug/m3	1	1/26/2011
Chlorobenzene	< 0.70	0.70		ug/m3	1	1/26/2011
Chloroethane	< 0.40	0.40		ug/m3	1	1/26/2011
Chloroform	< 0.74	0.74		ug/m3	1	1/26/2011
Chloromethane	0.76	0.31		ug/m3	1	1/26/2011
cis-1,2-Dichloroethene	< 0.60	0.60		ug/m3	1	1/26/2011
cis-1,3-Dichloropropene	< 0.69	0.69		ug/m3	1	1/26/2011
Cyclohexane	2.6	0.52		ug/m3	1	1/26/2011
Dibromochloromethane	< 1.3	1.3		ug/m3	1	1/26/2011
Ethyl acetate	25 D	9.2		ug/m3	10	1/27/2011 4:34:00 AM
Ethylbenzene	0.84	0.66		ug/m3	1	1/26/2011
Freon 11	1.0	0.86		ug/m3	1	1/26/2011
Freon 113	< 1.2	1.2		ug/m3	1	1/26/2011
Freon 114	< 1.1	1.1		ug/m3	1	1/26/2011

Qualifiers:

**	Reporting Limit	.	Results reported are not blank corrected
B	Analyte detected in the associated Method Blank	E	Value above quantitation range
H	Holding times for preparation or analysis exceeded	J	Analyte detected at or below quantitation limits
JN	Non-routine analyte. Quantitation estimated.	ND	Not Detected at the Reporting Limit
S	Spike Recovery outside accepted recovery limits		

Centek Laboratories, LLC

Date: *24-Feb-11*

CLIENT:	Arcadis	Client Sample ID:	IA-VMP 5A
Lab Order:	C1101036	Tag Number:	363,386
Project:	Lockheed Martin NJ001014.0001	Collection Date:	1/25/2011
Lab ID:	C1101036-011A	Matrix:	

Analyses	Result	**Limit	Qual	Units	DF	Date Analyzed
1UG/M3 W/ 0.25UG/M3 CT-TCE-VC		TO-15				Analyst: LL
Freon 12	1.7 J	0.75		ug/m3	1	1/26/2011
Heptane	5.0	0.62		ug/m3	1	1/26/2011
Hexachloro-1,3-butadiene	< 1.6 J	1.6		ug/m3	1	1/26/2011
Hexane	1.7	0.54		ug/m3	1	1/26/2011
Isopropyl alcohol	540 J D	120		ug/m3	320	1/28/2011 10:46:00 AM
m&p-Xylene	2.3 J	1.3		ug/m3	1	1/26/2011
Methyl Butyl Ketone	< 1.2	1.2		ug/m3	1	1/26/2011
Methyl Ethyl Ketone	3.7	0.90		ug/m3	1	1/26/2011
Methyl Isobutyl Ketone	< 1.2	1.2		ug/m3	1	1/26/2011
Methyl tert-butyl ether	< 0.55	0.55		ug/m3	1	1/26/2011
Methylene chloride	120 D	21		ug/m3	40	1/28/2011 10:13:00 AM
o-Xylene	0.62	0.66	J	ug/m3	1	1/26/2011
Propylene	< 0.26 J	0.26		ug/m3	1	1/26/2011
Styrene	< 0.65	0.65		ug/m3	1	1/26/2011
Tetrachloroethylene	< 1.0	1.0		ug/m3	1	1/26/2011
Tetrahydrofuran	1.7 J	0.45		ug/m3	1	1/26/2011
Toluene	31 D	5.7		ug/m3	10	1/27/2011 4:34:00 AM
trans-1,2-Dichloroethene	< 0.60	0.60		ug/m3	1	1/26/2011
trans-1,3-Dichloropropene	< 0.69 J	0.69		ug/m3	1	1/26/2011
Trichloroethene	0.76	0.22		ug/m3	1	1/26/2011
Vinyl acetate	< 0.54	0.54		ug/m3	1	1/26/2011
Vinyl Bromide	< 0.67	0.67		ug/m3	1	1/26/2011
Vinyl chloride	< 0.10	0.10		ug/m3	1	1/26/2011

Qualifiers:

**	Reporting Limit	.	Results reported are not blank corrected
B	Analyte detected in the associated Method Blank	E	Value above quantitation range
H	Holding times for preparation or analysis exceeded	J	Analyte detected at or below quantitation limits
JN	Non-routine analyte. Quantitation estimated.	ND	Not Detected at the Reporting Limit
S	Spike Recovery outside accepted recovery limits		

Centek Laboratories, LLC

Date: *24-Feb-11*

CLIENT:	Arcadis	Client Sample ID:	SS-VMP 3D
Lab Order:	C1101036	Tag Number:	93,263
Project:	Lockheed Martin NJ001014.0001	Collection Date:	1/25/2011
Lab ID:	C1101036-012A	Matrix:	

Analyses	Result	**Limit	Qual	Units	DF	Date Analyzed
1UG/M3 BY METHOD TO15		TO-15				Analyst: LL
1,1,1-Trichloroethane	< 0.83	0.83		ug/m3	1	1/27/2011 8:53:00 PM
1,1,2,2-Tetrachloroethane	< 1.0	1.0		ug/m3	1	1/27/2011 8:53:00 PM
1,1,2-Trichloroethane	< 0.83 J	0.83		ug/m3	1	1/27/2011 8:53:00 PM
1,1-Dichloroethane	< 0.62	0.62		ug/m3	1	1/27/2011 8:53:00 PM
1,1-Dichloroethene	< 0.60	0.60		ug/m3	1	1/27/2011 8:53:00 PM
1,2,4-Trichlorobenzene	< 1.1 J	1.1		ug/m3	1	1/27/2011 8:53:00 PM
1,2,4-Trimethylbenzene	1.0	0.75		ug/m3	1	1/27/2011 8:53:00 PM
1,2-Dibromoethane	< 1.2	1.2		ug/m3	1	1/27/2011 8:53:00 PM
1,2-Dichlorobenzene	< 0.92	0.92		ug/m3	1	1/27/2011 8:53:00 PM
1,2-Dichloroethane	< 0.62	0.62		ug/m3	1	1/27/2011 8:53:00 PM
1,2-Dichloropropane	< 0.70	0.70		ug/m3	1	1/27/2011 8:53:00 PM
1,3,5-Trimethylbenzene	< 0.75	0.75		ug/m3	1	1/27/2011 8:53:00 PM
1,3-butadiene	< 0.34	0.34		ug/m3	1	1/27/2011 8:53:00 PM
1,3-Dichlorobenzene	< 0.92	0.92		ug/m3	1	1/27/2011 8:53:00 PM
1,4-Dichlorobenzene	0.73	0.92	J	ug/m3	1	1/27/2011 8:53:00 PM
1,4-Dioxane	< 1.1	1.1		ug/m3	1	1/27/2011 8:53:00 PM
2,2,4-trimethylpentane	< 0.71	0.71		ug/m3	1	1/27/2011 8:53:00 PM
4-ethyltoluene	< 0.75	0.75		ug/m3	1	1/27/2011 8:53:00 PM
Acetone	8.2 D	3.6		ug/m3	5	1/29/2011 12:34:00 AM
Allyl chloride	< 0.48	0.48		ug/m3	1	1/27/2011 8:53:00 PM
Benzene	0.94	0.49		ug/m3	1	1/27/2011 8:53:00 PM
Benzyl chloride	< 0.88 J	0.88		ug/m3	1	1/27/2011 8:53:00 PM
Bromodichloromethane	< 1.0	1.0		ug/m3	1	1/27/2011 8:53:00 PM
Bromoform	< 1.6	1.6		ug/m3	1	1/27/2011 8:53:00 PM
Bromomethane	< 0.59	0.59		ug/m3	1	1/27/2011 8:53:00 PM
Carbon disulfide	< 0.47	0.47		ug/m3	1	1/27/2011 8:53:00 PM
Carbon tetrachloride	0.32	0.96	J	ug/m3	1	1/27/2011 8:53:00 PM
Chlorobenzene	< 0.70	0.70		ug/m3	1	1/27/2011 8:53:00 PM
Chloroethane	< 0.40	0.40		ug/m3	1	1/27/2011 8:53:00 PM
Chloroform	< 0.74	0.74		ug/m3	1	1/27/2011 8:53:00 PM
Chloromethane	0.73	0.31		ug/m3	1	1/27/2011 8:53:00 PM
cis-1,2-Dichloroethene	< 0.60	0.60		ug/m3	1	1/27/2011 8:53:00 PM
cis-1,3-Dichloropropene	< 0.69	0.69		ug/m3	1	1/27/2011 8:53:00 PM
Cyclohexane	< 0.52	0.52		ug/m3	1	1/27/2011 8:53:00 PM
Dibromochloromethane	< 1.3	1.3		ug/m3	1	1/27/2011 8:53:00 PM
Ethyl acetate	< 0.92	0.92		ug/m3	1	1/27/2011 8:53:00 PM
Ethylbenzene	0.62	0.66	J	ug/m3	1	1/27/2011 8:53:00 PM
Freon 11	1.3	0.66		ug/m3	1	1/27/2011 8:53:00 PM
Freon 113	< 1.2	1.2		ug/m3	1	1/27/2011 8:53:00 PM
Freon 114	< 1.1	1.1		ug/m3	1	1/27/2011 8:53:00 PM

Qualifiers:

**	Reporting Limit	.	Results reported are not blank corrected
B	Analyte detected in the associated Method Blank	E	Value above quantitation range
H	Holding times for preparation or analysis exceeded	J	Analyte detected at or below quantitation limits
JN	Non-routine analyte. Quantitation estimated.	ND	Not Detected at the Reporting Limit
S	Spike Recovery outside accepted recovery limits		

Centek Laboratories, LLC

Date: *24-Feb-11*

CLIENT:	Arcadis	Client Sample ID:	SS-VMP 3D
Lab Order:	C1101036	Tag Number:	93,263
Project:	Lockheed Martin NJ001014.0001	Collection Date:	1/25/2011
Lab ID:	C1101036-012A	Matrix:	

Analyses	Result	**Limit	Qual	Units	DF	Date Analyzed
1UG/M3 BY METHOD TO15		TO-15				Analyst: LL
Freon 12	2.1 J	0.75		ug/m3	1	1/27/2011 8:53:00 PM
Heptane	3.2	0.62		ug/m3	1	1/27/2011 8:53:00 PM
Hexachloro-1,3-buladiene	< 1.6 J	1.6		ug/m3	1	1/27/2011 8:53:00 PM
Hexane	0.97	0.54		ug/m3	1	1/27/2011 8:53:00 PM
Isopropyl alcohol	55 JD	7.5		ug/m3	20	1/29/2011 1:08:00 AM
m&p-Xylene	1.2 J	1.3	J	ug/m3	1	1/27/2011 8:53:00 PM
Methyl Butyl Ketone	< 1.2	1.2		ug/m3	1	1/27/2011 8:53:00 PM
Methyl Ethyl Ketone	< 0.90	0.90		ug/m3	1	1/27/2011 8:53:00 PM
Methyl Isobutyl Ketone	< 1.2	1.2		ug/m3	1	1/27/2011 8:53:00 PM
Methyl tert-butyl ether	< 0.55	0.55		ug/m3	1	1/27/2011 8:53:00 PM
Methylene chloride	28 D	2.6		ug/m3	5	1/29/2011 12:34:00 AM
o-Xylene	0.49	0.66	J	ug/m3	1	1/27/2011 8:53:00 PM
Propylene	< 0.26 J	0.26		ug/m3	1	1/27/2011 8:53:00 PM
Styrene	2.7	0.65		ug/m3	1	1/27/2011 8:53:00 PM
Tetrachloroethylene	< 1.0	1.0		ug/m3	1	1/27/2011 8:53:00 PM
Tetrahydrofuran	< 0.45 J	0.45		ug/m3	1	1/27/2011 8:53:00 PM
Toluene	3.2	0.57		ug/m3	1	1/27/2011 8:53:00 PM
trans-1,2-Dichloroethene	< 0.60	0.60		ug/m3	1	1/27/2011 8:53:00 PM
trans-1,3-Dichloropropene	< 0.69 J	0.69		ug/m3	1	1/27/2011 8:53:00 PM
Trichloroethene	0.49	0.82	J	ug/m3	1	1/27/2011 8:53:00 PM
Vinyl acetate	< 0.54	0.54		ug/m3	1	1/27/2011 8:53:00 PM
Vinyl Bromide	< 0.67	0.67		ug/m3	1	1/27/2011 8:53:00 PM
Vinyl chloride	< 0.39	0.39		ug/m3	1	1/27/2011 8:53:00 PM

Qualifiers:				
	**	Reporting Limit	.	Results reported are not blank corrected
	B	Analyte detected in the associated Method Blank	E	Value above quantitation range
	H	Holding times for preparation or analysis exceeded	J	Analyte detected at or below quantitation limits
	JN	Non-routine analyte. Quantitation estimated.	ND	Not Detected at the Reporting Limit
	S	Spike Recovery outside accepted recovery limits		

Centek Laboratories, LLC

Date: *24-Feb-11*

CLIENT:	Arcadis	Client Sample ID:	SS-DUPE
Lab Order:	C1101036	Tag Number:	157,263
Project:	Lockheed Martin NJ001014.0001	Collection Date:	1/25/2011
Lab ID:	C1101036-013A	Matrix:	

Analyses	Result	**Limit	Qual	Units	DF	Date Analyzed
1UG/M3 BY METHOD TO15		TO-15				Analyst: LL
Freon 12	1.9 J	0.75		ug/m3	1	1/27/2011 9:28:00 PM
Heptane	3.2	0.62		ug/m3	1	1/27/2011 9:28:00 PM
Hexachloro-1,3-butadiene	< 1.6 J	1.6		ug/m3	1	1/27/2011 9:28:00 PM
Hexane	0.75	0.54		ug/m3	1	1/27/2011 9:28:00 PM
Isopropyl alcohol	63 J,D	7.5		ug/m3	20	1/29/2011 2:15:00 AM
m&p-Xylene	1.1 J	1.3	J	ug/m3	1	1/27/2011 9:28:00 PM
Methyl Butyl Ketone	< 1.2	1.2		ug/m3	1	1/27/2011 9:28:00 PM
Methyl Ethyl Ketone	< 0.90	0.90		ug/m3	1	1/27/2011 9:28:00 PM
Methyl Isobutyl Ketone	< 1.2	1.2		ug/m3	1	1/27/2011 9:28:00 PM
Methyl tert-butyl ether	< 0.55	0.55		ug/m3	1	1/27/2011 9:28:00 PM
Methylene chloride	28 D	2.6		ug/m3	5	1/29/2011 1:42:00 AM
o-Xylene	0.49	0.66	J	ug/m3	1	1/27/2011 9:28:00 PM
Propylene	< 0.26 J	0.26		ug/m3	1	1/27/2011 9:28:00 PM
Styrene	2.5	0.65		ug/m3	1	1/27/2011 9:28:00 PM
Tetrachloroethylene	< 1.0	1.0		ug/m3	1	1/27/2011 9:28:00 PM
Tetrahydrofuran	< 0.45 J	0.45		ug/m3	1	1/27/2011 9:28:00 PM
Toluene	3.0	0.57		ug/m3	1	1/27/2011 9:28:00 PM
trans-1,2-Dichloroethene	< 0.60	0.60		ug/m3	1	1/27/2011 9:28:00 PM
trans-1,3-Dichloropropene	< 0.69 J	0.69		ug/m3	1	1/27/2011 9:28:00 PM
Trichloroethene	0.60	0.82	J	ug/m3	1	1/27/2011 9:28:00 PM
Vinyl acetate	< 0.54	0.54		ug/m3	1	1/27/2011 9:28:00 PM
Vinyl Bromide	< 0.67	0.67		ug/m3	1	1/27/2011 9:28:00 PM
Vinyl chloride	< 0.39	0.39		ug/m3	1	1/27/2011 9:28:00 PM

Qualifiers:

**	Reporting Limit	.	Results reported are not blank corrected
B	Analyte detected in the associated Method Blank	E	Value above quantitation range
H	Holding times for preparation or analysis exceeded	J	Analyte detected at or below quantitation limits
JN	Non-routine analyte. Quantitation estimated.	ND	Not Detected at the Reporting Limit
S	Spike Recovery outside accepted recovery limits		

Centek Laboratories, LLC

Date: *24-Feb-11*

CLIENT:	Arcadis	Client Sample ID:	SS-DUPE
Lab Order:	C1101036	Tag Number:	157,263
Project:	Lockheed Martin NJ001014.0001	Collection Date:	1/25/2011
Lab ID:	C1101036-013A	Matrix:	

Analyses	Result	**Limit	Qual	Units	DF	Date Analyzed
1UG/M3 BY METHOD TO15		TO-15				Analyst: LL
1,1,1-Trichloroethane	< 0.83	0.83		ug/m3	1	1/27/2011 9:28:00 PM
1,1,2,2-Tetrachloroethane	< 1.0	1.0		ug/m3	1	1/27/2011 9:28:00 PM
1,1,2-Trichloroethane	< 0.83 J	0.83		ug/m3	1	1/27/2011 9:28:00 PM
1,1-Dichloroethane	< 0.62	0.62		ug/m3	1	1/27/2011 9:28:00 PM
1,1-Dichloroethene	< 0.60	0.60		ug/m3	1	1/27/2011 9:28:00 PM
1,2,4-Trichlorobenzene	< 1.1 J	1.1		ug/m3	1	1/27/2011 9:28:00 PM
1,2,4-Trimethylbenzene	0.96	0.75		ug/m3	1	1/27/2011 9:28:00 PM
1,2-Dibromoethane	< 1.2	1.2		ug/m3	1	1/27/2011 9:28:00 PM
1,2-Dichlorobenzene	< 0.92	0.92		ug/m3	1	1/27/2011 9:28:00 PM
1,2-Dichloroethane	< 0.62	0.62		ug/m3	1	1/27/2011 9:28:00 PM
1,2-Dichloropropane	< 0.70	0.70		ug/m3	1	1/27/2011 9:28:00 PM
1,3,5-Trimethylbenzene	< 0.75	0.75		ug/m3	1	1/27/2011 9:28:00 PM
1,3-butadiene	< 0.34	0.34		ug/m3	1	1/27/2011 9:28:00 PM
1,3-Dichlorobenzene	< 0.92	0.92		ug/m3	1	1/27/2011 9:28:00 PM
1,4-Dichlorobenzene	0.67	0.92	J	ug/m3	1	1/27/2011 9:28:00 PM
1,4-Dioxane	< 1.1	1.1		ug/m3	1	1/27/2011 9:28:00 PM
2,2,4-trimethylpentane	< 0.71	0.71		ug/m3	1	1/27/2011 9:28:00 PM
4-ethyltoluene	< 0.75	0.75		ug/m3	1	1/27/2011 9:28:00 PM
Acetone	7.8 D	3.6		ug/m3	5	1/29/2011 1:42:00 AM
Allyl chloride	< 0.48	0.48		ug/m3	1	1/27/2011 9:28:00 PM
Benzene	0.94	0.49		ug/m3	1	1/27/2011 9:28:00 PM
Benzyl chloride	< 0.88 J	0.88		ug/m3	1	1/27/2011 9:28:00 PM
Bromodichloromethane	< 1.0	1.0		ug/m3	1	1/27/2011 9:28:00 PM
Bromoform	< 1.6	1.6		ug/m3	1	1/27/2011 9:28:00 PM
Bromomethane	< 0.59	0.59		ug/m3	1	1/27/2011 9:28:00 PM
Carbon disulfide	< 0.47	0.47		ug/m3	1	1/27/2011 9:28:00 PM
Carbon tetrachloride	0.32	0.96	J	ug/m3	1	1/27/2011 9:28:00 PM
Chlorobenzene	< 0.70	0.70		ug/m3	1	1/27/2011 9:28:00 PM
Chloroethane	< 0.40	0.40		ug/m3	1	1/27/2011 9:28:00 PM
Chloroform	< 0.74	0.74		ug/m3	1	1/27/2011 9:28:00 PM
Chloromethane	0.55	0.31		ug/m3	1	1/27/2011 9:28:00 PM
cis-1,2-Dichloroethene	< 0.60	0.60		ug/m3	1	1/27/2011 9:28:00 PM
cis-1,3-Dichloropropene	< 0.69	0.69		ug/m3	1	1/27/2011 9:28:00 PM
Cyclohexane	1.6	0.52		ug/m3	1	1/27/2011 9:28:00 PM
Dibromochloromethane	< 1.3	1.3		ug/m3	1	1/27/2011 9:28:00 PM
Ethyl acetate	< 0.92	0.92		ug/m3	1	1/27/2011 9:28:00 PM
Ethylbenzene	0.44	0.66	J	ug/m3	1	1/27/2011 9:28:00 PM
Freon 11	1.1	0.86		ug/m3	1	1/27/2011 9:28:00 PM
Freon 113	< 1.2	1.2		ug/m3	1	1/27/2011 9:28:00 PM
Freon 114	< 1.1	1.1		ug/m3	1	1/27/2011 9:28:00 PM

Qualifiers:
- ** Reporting Limit
- B Analyte detected in the associated Method Blank
- H Holding times for preparation or analysis exceeded
- JN Non-routine analyte. Quantitation estimated.
- S Spike Recovery outside accepted recovery limits
- . Results reported are not blank corrected
- E Value above quantitation range
- J Analyte detected at or below quantitation limits
- ND Not Detected at the Reporting Limit

Centek Laboratories, LLC

Date: *24-Feb-11*

CLIENT:	Arcadis	Client Sample ID:	SS-VMP 2B
Lab Order:	C1101036	Tag Number:	415,44
Project:	Lockheed Martin NJ001014.0001	Collection Date:	1/25/2011
Lab ID:	C1101036-014A	Matrix:	

Analyses	Result	**Limit	Qual	Units	DF	Date Analyzed
1UG/M3 BY METHOD TO15		TO-15				Analyst: LL
1,1,1-Trichloroethane	69 D	8.3		ug/m3	10	1/27/2011 10:35:00 PM
1,1,2,2-Tetrachloroethane	< 1.0	1.0		ug/m3	1	1/27/2011 10:02:00 PM
1,1,2-Trichloroethane	< 0.83 J	0.83		ug/m3	1	1/27/2011 10:02:00 PM
1,1-Dichloroethane	< 0.62	0.62		ug/m3	1	1/27/2011 10:02:00 PM
1,1-Dichloroethene	< 0.60	0.60		ug/m3	1	1/27/2011 10:02:00 PM
1,2,4-Trichlorobenzene	< 1.1 J	1.1		ug/m3	1	1/27/2011 10:02:00 PM
1,2,4-Trimethylbenzene	4.3	0.75		ug/m3	1	1/27/2011 10:02:00 PM
1,2-Dibromoethane	< 1.2	1.2		ug/m3	1	1/27/2011 10:02:00 PM
1,2-Dichlorobenzene	< 0.92	0.92		ug/m3	1	1/27/2011 10:02:00 PM
1,2-Dichloroethane	< 0.62	0.62		ug/m3	1	1/27/2011 10:02:00 PM
1,2-Dichloropropane	< 0.70	0.70		ug/m3	1	1/27/2011 10:02:00 PM
1,3,5-Trimethylbenzene	1.0	0.75		ug/m3	1	1/27/2011 10:02:00 PM
1,3-butadiene	< 0.34	0.34		ug/m3	1	1/27/2011 10:02:00 PM
1,3-Dichlorobenzene	< 0.92	0.92		ug/m3	1	1/27/2011 10:02:00 PM
1,4-Dichlorobenzene	< 0.92	0.92		ug/m3	1	1/27/2011 10:02:00 PM
1,4-Dioxane	< 1.1	1.1		ug/m3	1	1/27/2011 10:02:00 PM
2,2,4-trimethylpentane	< 0.71	0.71		ug/m3	1	1/27/2011 10:02:00 PM
4-ethyltoluene	0.55	0.75	J	ug/m3	1	1/27/2011 10:02:00 PM
Acetone	4.8	0.72		ug/m3	1	1/27/2011 10:02:00 PM
Allyl chloride	< 0.48	0.48		ug/m3	1	1/27/2011 10:02:00 PM
Benzene	< 0.49	0.49		ug/m3	1	1/27/2011 10:02:00 PM
Benzyl chloride	< 0.88 J	0.88		ug/m3	1	1/27/2011 10:02:00 PM
Bromodichloromethane	< 1.0	1.0		ug/m3	1	1/27/2011 10:02:00 PM
Bromoform	< 1.6	1.6		ug/m3	1	1/27/2011 10:02:00 PM
Bromomethane	< 0.59	0.59		ug/m3	1	1/27/2011 10:02:00 PM
Carbon disulfide	0.76	0.47		ug/m3	1	1/27/2011 10:02:00 PM
Carbon tetrachloride	0.32	0.96	J	ug/m3	1	1/27/2011 10:02:00 PM
Chlorobenzene	< 0.70	0.70		ug/m3	1	1/27/2011 10:02:00 PM
Chloroethane	< 0.40	0.40		ug/m3	1	1/27/2011 10:02:00 PM
Chloroform	0.89	0.74		ug/m3	1	1/27/2011 10:02:00 PM
Chloromethane	< 0.31	0.31		ug/m3	1	1/27/2011 10:02:00 PM
cis-1,2-Dichloroethene	< 0.60	0.60		ug/m3	1	1/27/2011 10:02:00 PM
cis-1,3-Dichloropropene	< 0.69	0.69		ug/m3	1	1/27/2011 10:02:00 PM
Cyclohexane	< 0.52	0.52		ug/m3	1	1/27/2011 10:02:00 PM
Dibromochloromethane	< 1.3	1.3		ug/m3	1	1/27/2011 10:02:00 PM
Ethyl acetate	< 0.92	0.92		ug/m3	1	1/27/2011 10:02:00 PM
Ethylbenzene	0.66	0.66		ug/m3	1	1/27/2011 10:02:00 PM
Freon 11	2.3	0.86		ug/m3	1	1/27/2011 10:02:00 PM
Freon 113	3.7	1.2		ug/m3	1	1/27/2011 10:02:00 PM
Freon 114	< 1.1	1.1		ug/m3	1	1/27/2011 10:02:00 PM

Qualifiers:

**	Reporting Limit	.	Results reported are not blank corrected
B	Analyte detected in the associated Method Blank	E	Value above quantitation range
H	Holding times for preparation or analysis exceeded	J	Analyte detected at or below quantitation limits
JN	Non-routine analyte. Quantitation estimated.	ND	Not Detected at the Reporting Limit
S	Spike Recovery outside accepted recovery limits		

Centek Laboratories, LLC

Date: *24-Feb-11*

CLIENT:	Arcadis	Client Sample ID:	SS-VMP 2B
Lab Order:	C1101036	Tag Number:	415,44
Project:	Lockheed Martin NJ001014.0001	Collection Date:	1/25/2011
Lab ID:	C1101036-014A	Matrix:	

Analyses	Result	**Limit	Qual	Units	DF	Date Analyzed
1UG/M3 BY METHOD TO15		TO-15				Analyst: LL
Freon 12	33	7.5	J D	ug/m3	10	1/27/2011 10:35:00 PM
Heptane	< 0.62	0.62		ug/m3	1	1/27/2011 10:02:00 PM
Hexachloro-1,3-butadiene	< 1.6	1.6	J	ug/m3	1	1/27/2011 10:02:00 PM
Hexane	< 0.54	0.54		ug/m3	1	1/27/2011 10:02:00 PM
Isopropyl alcohol	3.1	0.37	J	ug/m3	1	1/27/2011 10:02:00 PM
m&p-Xylene	2.3	1.3	J	ug/m3	1	1/27/2011 10:02:00 PM
Methyl Butyl Ketone	< 1.2	1.2		ug/m3	1	1/27/2011 10:02:00 PM
Methyl Ethyl Ketone	< 0.90	0.90		ug/m3	1	1/27/2011 10:02:00 PM
Methyl Isobutyl Ketone	< 1.2	1.2		ug/m3	1	1/27/2011 10:02:00 PM
Methyl tert-butyl ether	< 0.55	0.55		ug/m3	1	1/27/2011 10:02:00 PM
Methylene chloride	< 0.53	0.53		ug/m3	1	1/27/2011 10:02:00 PM
o-Xylene	1.0	0.66		ug/m3	1	1/27/2011 10:02:00 PM
Propylene	< 0.26	0.26	J	ug/m3	1	1/27/2011 10:02:00 PM
Styrene	< 0.65	0.65		ug/m3	1	1/27/2011 10:02:00 PM
Tetrachloroethylene	90	10	D	ug/m3	10	1/27/2011 10:35:00 PM
Tetrahydrofuran	< 0.45	0.45	J	ug/m3	1	1/27/2011 10:02:00 PM
Toluene	2.2	0.57		ug/m3	1	1/27/2011 10:02:00 PM
trans-1,2-Dichloroethene	< 0.60	0.60		ug/m3	1	1/27/2011 10:02:00 PM
trans-1,3-Dichloropropene	< 0.69	0.69	J	ug/m3	1	1/27/2011 10:02:00 PM
Trichloroethene	33	8.2	D	ug/m3	10	1/27/2011 10:35:00 PM
Vinyl acetate	< 0.54	0.54		ug/m3	1	1/27/2011 10:02:00 PM
Vinyl Bromide	< 0.67	0.67		ug/m3	1	1/27/2011 10:02:00 PM
Vinyl chloride	< 0.39	0.39		ug/m3	1	1/27/2011 10:02:00 PM

Qualifiers:

**	Reporting Limit	.	Results reported are not blank corrected
B	Analyte detected in the associated Method Blank	E	Value above quantitation range
H	Holding times for preparation or analysis exceeded	J	Analyte detected at or below quantitation limits
JN	Non-routine analyte. Quantitation estimated.	ND	Not Detected at the Reporting Limit
S	Spike Recovery outside accepted recovery limits		

Centek Laboratories, LLC

Date: *24-Feb-11*

CLIENT:	Arcadis	Client Sample ID:	IA-VMP 4
Lab Order:	C1101036	Tag Number:	163,147
Project:	Lockheed Martin NJ001014.0001	Collection Date:	1/24/2011
Lab ID:	C1101036-015A	Matrix:	25

Analyses	Result	**Limit	Qual	Units	DF	Date Analyzed
1UG/M3 W/ 0.25UG/M3 CT-TCE-VC		TO-15				Analyst: LL
1,1,1-Trichloroethane	< 0.83	0.83		ug/m3	1	1/27/2011 5:09:00 AM
1,1,2,2-Tetrachloroethane	< 1.0	1.0		ug/m3	1	1/27/2011 5:09:00 AM
1,1,2-Trichloroethane	< 0.83 J	0.83		ug/m3	1	1/27/2011 5:09:00 AM
1,1-Dichloroethane	< 0.62	0.62		ug/m3	1	1/27/2011 5:09:00 AM
1,1-Dichloroethene	< 0.60	0.60		ug/m3	1	1/27/2011 5:09:00 AM
1,2,4-Trichlorobenzene	< 1.1 J	1.1		ug/m3	1	1/27/2011 5:09:00 AM
1,2,4-Trimethylbenzene	9.6	0.75		ug/m3	1	1/27/2011 5:09:00 AM
1,2-Dibromoethane	< 1.2	1.2		ug/m3	1	1/27/2011 5:09:00 AM
1,2-Dichlorobenzene	< 0.92	0.92		ug/m3	1	1/27/2011 5:09:00 AM
1,2-Dichloroethane	< 0.62	0.62		ug/m3	1	1/27/2011 5:09:00 AM
1,2-Dichloropropane	< 0.70	0.70		ug/m3	1	1/27/2011 5:09:00 AM
1,3,5-Trimethylbenzene	2.2	0.75		ug/m3	1	1/27/2011 5:09:00 AM
1,3-butadiene	< 0.34	0.34		ug/m3	1	1/27/2011 5:09:00 AM
1,3-Dichlorobenzene	< 0.92	0.92		ug/m3	1	1/27/2011 5:09:00 AM
1,4-Dichlorobenzene	< 0.92	0.92		ug/m3	1	1/27/2011 5:09:00 AM
1,4-Dioxane	< 1.1	1.1		ug/m3	1	1/27/2011 5:09:00 AM
2,2,4-trimethylpentane	< 0.71	0.71		ug/m3	1	1/27/2011 5:09:00 AM
4-ethyltoluene	1.8	0.75		ug/m3	1	1/27/2011 5:09:00 AM
Acetone	22 D	7.2		ug/m3	10	1/27/2011 5:43:00 AM
Allyl chloride	< 0.48	0.48		ug/m3	1	1/27/2011 5:09:00 AM
Benzene	1.1	0.49		ug/m3	1	1/27/2011 5:09:00 AM
Benzyl chloride	< 0.88 J	0.88		ug/m3	1	1/27/2011 5:09:00 AM
Bromodichloromethane	< 1.0	1.0		ug/m3	1	1/27/2011 5:09:00 AM
Bromoform	< 1.6	1.6		ug/m3	1	1/27/2011 5:09:00 AM
Bromomethane	< 0.59	0.59		ug/m3	1	1/27/2011 5:09:00 AM
Carbon disulfide	< 0.47	0.47		ug/m3	1	1/27/2011 5:09:00 AM
Carbon tetrachloride	0.36	0.26		ug/m3	1	1/27/2011 5:09:00 AM
Chlorobenzene	0.98	0.70		ug/m3	1	1/27/2011 5:09:00 AM
Chloroethane	< 0.40	0.40		ug/m3	1	1/27/2011 5:09:00 AM
Chloroform	0.55	0.74	J	ug/m3	1	1/27/2011 5:09:00 AM
Chloromethane	0.76	0.31		ug/m3	1	1/27/2011 5:09:00 AM
cis-1,2-Dichloroethene	1.4	0.60		ug/m3	1	1/27/2011 5:09:00 AM
cis-1,3-Dichloropropene	< 0.69	0.69		ug/m3	1	1/27/2011 5:09:00 AM
Cyclohexane	10 D	5.2		ug/m3	10	1/27/2011 5:43:00 AM
Dibromochloromethane	< 1.3	1.3		ug/m3	1	1/27/2011 5:09:00 AM
Ethyl acetate	< 0.92	0.92		ug/m3	1	1/27/2011 5:09:00 AM
Ethylbenzene	0.71	0.66		ug/m3	1	1/27/2011 5:09:00 AM
Freon 11	1.9	0.86		ug/m3	1	1/27/2011 5:09:00 AM
Freon 113	< 1.2	1.2		ug/m3	1	1/27/2011 5:09:00 AM
Freon 114	< 1.1	1.1		ug/m3	1	1/27/2011 5:09:00 AM

Qualifiers:

- ** Reporting Limit
- B Analyte detected in the associated Method Blank
- H Holding times for preparation or analysis exceeded
- JN Non-routine analyte. Quantitation estimated.
- S Spike Recovery outside accepted recovery limits
- . Results reported are not blank corrected
- E Value above quantitation range
- J Analyte detected at or below quantitation limits
- ND Not Detected at the Reporting Limit

Centek Laboratories, LLC

Date: *24-Feb-11*

CLIENT:	Arcadis	Client Sample ID:	IA-VMP 4
Lab Order:	C1101036	Tag Number:	163,147
Project:	Lockheed Martin NJ001014.0001	Collection Date:	1/24/2011
Lab ID:	C1101036-015A	Matrix:	25

Analyses	Result	**Limit	Qual	Units	DF	Date Analyzed
1UG/M3 W/ 0.25UG/M3 CT-TCE-VC		TO-15				Analyst: LL
Freon 12	2.0 J	0.75		ug/m3	1	1/27/2011 5:09:00 AM
Heptane	3.9	0.62		ug/m3	1	1/27/2011 5:09:00 AM
Hexachloro-1,3-butadiene	< 1.5 J	1.5		ug/m3	1	1/27/2011 5:09:00 AM
Hexane	1.4	0.54		ug/m3	1	1/27/2011 5:09:00 AM
Isopropyl alcohol	180 JD	30		ug/m3	80	1/29/2011 3:24:00 AM
m&p-Xylene	1.6 J	1.3		ug/m3	1	1/27/2011 5:09:00 AM
Methyl Butyl Ketone	< 1.2	1.2		ug/m3	1	1/27/2011 5:09:00 AM
Methyl Ethyl Ketone	< 0.90	0.90		ug/m3	1	1/27/2011 5:09:00 AM
Methyl Isobutyl Ketone	< 1.2	1.2		ug/m3	1	1/27/2011 5:09:00 AM
Methyl tert-butyl ether	< 0.55	0.55		ug/m3	1	1/27/2011 5:09:00 AM
Methylene chloride	23 D	5.3		ug/m3	10	1/27/2011 5:43:00 AM
o-Xylene	0.93	0.65		ug/m3	1	1/27/2011 5:09:00 AM
Propylene	< 0.26 J	0.26		ug/m3	1	1/27/2011 5:09:00 AM
Styrene	3.6	0.65		ug/m3	1	1/27/2011 5:09:00 AM
Tetrachloroethylene	0.90	1.0	J	ug/m3	1	1/27/2011 5:09:00 AM
Tetrahydrofuran	< 0.45 J	0.45		ug/m3	1	1/27/2011 5:09:00 AM
Toluene	3.6	0.57		ug/m3	1	1/27/2011 5:09:00 AM
trans-1,2-Dichloroethene	< 0.60	0.60		ug/m3	1	1/27/2011 5:09:00 AM
trans-1,3-Dichloropropene	< 0.69 J	0.69		ug/m3	1	1/27/2011 5:09:00 AM
Trichloroethene	7.8	0.22		ug/m3	1	1/27/2011 5:09:00 AM
Vinyl acetate	< 0.54	0.54		ug/m3	1	1/27/2011 5:09:00 AM
Vinyl Bromide	< 0.67	0.67		ug/m3	1	1/27/2011 5:09:00 AM
Vinyl chloride	< 0.10	0.10		ug/m3	1	1/27/2011 5:09:00 AM

Qualifiers:

**	Reporting Limit	.	Results reported are not blank corrected
B	Analyte detected in the associated Method Blank	E	Value above quantitation range
H	Holding times for preparation or analysis exceeded	J	Analyte detected at or below quantitation limits
JN	Non-routine analyte. Quantitation estimated.	ND	Not Detected at the Reporting Limit
S	Spike Recovery outside accepted recovery limits		

Centek Laboratories, LLC

Date: *24-Feb-11*

CLIENT:	Arcadis	Client Sample ID:	Trip Blank
Lab Order:	C1101036	Tag Number:	228
Project:	Lockheed Martin NJ001014.0001	Collection Date:	1/24/2011
Lab ID:	C1101036-016A	Matrix:	AIR

Analyses	Result	**Limit	Qual	Units	DF	Date Analyzed
1UG/M3 W/ 0.25UG/M3 CT-TCE-VC		TO-15				Analyst: LL
1,1,1-Trichloroethane	< 0.83	0.83		ug/m3	1	1/27/2011 3:01:00 PM
1,1,2,2-Tetrachloroethane	< 1.0	1.0		ug/m3	1	1/27/2011 3:01:00 PM
1,1,2-Trichloroethane	< 0.83	0.83		ug/m3	1	1/27/2011 3:01:00 PM
1,1-Dichloroethane	< 0.62	0.62		ug/m3	1	1/27/2011 3:01:00 PM
1,1-Dichloroethene	< 0.60	0.60		ug/m3	1	1/27/2011 3:01:00 PM
1,2,4-Trichlorobenzene	< 1.1	1.1	J	ug/m3	1	1/27/2011 3:01:00 PM
1,2,4-Trimethylbenzene	< 0.75	0.75		ug/m3	1	1/27/2011 3:01:00 PM
1,2-Dibromoethane	< 1.2	1.2		ug/m3	1	1/27/2011 3:01:00 PM
1,2-Dichlorobenzene	< 0.92	0.92		ug/m3	1	1/27/2011 3:01:00 PM
1,2-Dichloroethane	< 0.62	0.62		ug/m3	1	1/27/2011 3:01:00 PM
1,2-Dichloropropane	< 0.70	0.70		ug/m3	1	1/27/2011 3:01:00 PM
1,3,5-Trimethylbenzene	< 0.75	0.75		ug/m3	1	1/27/2011 3:01:00 PM
1,3-butadiene	< 0.34	0.34		ug/m3	1	1/27/2011 3:01:00 PM
1,3-Dichlorobenzene	< 0.92	0.92		ug/m3	1	1/27/2011 3:01:00 PM
1,4-Dichlorobenzene	< 0.92	0.92		ug/m3	1	1/27/2011 3:01:00 PM
1,4-Dioxane	< 1.1	1.1		ug/m3	1	1/27/2011 3:01:00 PM
2,2,4-trimethylpentane	< 0.71	0.71		ug/m3	1	1/27/2011 3:01:00 PM
4-ethyltoluene	< 0.75	0.75		ug/m3	1	1/27/2011 3:01:00 PM
Acetone	< 0.72	0.72		ug/m3	1	1/27/2011 3:01:00 PM
Allyl chloride	< 0.48	0.48		ug/m3	1	1/27/2011 3:01:00 PM
Benzene	< 0.49	0.49		ug/m3	1	1/27/2011 3:01:00 PM
Benzyl chloride	< 0.88	0.88	J	ug/m3	1	1/27/2011 3:01:00 PM
Bromodichloromethane	< 1.0	1.0		ug/m3	1	1/27/2011 3:01:00 PM
Bromoform	< 1.6	1.6		ug/m3	1	1/27/2011 3:01:00 PM
Bromomethane	< 0.59	0.59		ug/m3	1	1/27/2011 3:01:00 PM
Carbon disulfide	< 0.47	0.47		ug/m3	1	1/27/2011 3:01:00 PM
Carbon tetrachloride	< 0.26	0.26		ug/m3	1	1/27/2011 3:01:00 PM
Chlorobenzene	< 0.70	0.70		ug/m3	1	1/27/2011 3:01:00 PM
Chloroethane	< 0.40	0.40		ug/m3	1	1/27/2011 3:01:00 PM
Chloroform	< 0.74	0.74		ug/m3	1	1/27/2011 3:01:00 PM
Chloromethane	< 0.31	0.31		ug/m3	1	1/27/2011 3:01:00 PM
cis-1,2-Dichloroethene	< 0.60	0.60		ug/m3	1	1/27/2011 3:01:00 PM
cis-1,3-Dichloropropene	< 0.69	0.69		ug/m3	1	1/27/2011 3:01:00 PM
Cyclohexane	< 0.52	0.52		ug/m3	1	1/27/2011 3:01:00 PM
Dibromochloromethane	< 1.3	1.3		ug/m3	1	1/27/2011 3:01:00 PM
Ethyl acetate	< 0.92	0.92		ug/m3	1	1/27/2011 3:01:00 PM
Ethylbenzene	< 0.66	0.66		ug/m3	1	1/27/2011 3:01:00 PM
Freon 11	< 0.86	0.86		ug/m3	1	1/27/2011 3:01:00 PM
Freon 113	< 1.2	1.2		ug/m3	1	1/27/2011 3:01:00 PM
Freon 114	< 1.1	1.1		ug/m3	1	1/27/2011 3:01:00 PM

Qualifiers:

**	Reporting Limit	.	Results reported are not blank corrected
B	Analyte detected in the associated Method Blank	E	Value above quantitation range
H	Holding times for preparation or analysis exceeded	J	Analyte detected at or below quantitation limits
JN	Non-routine analyte. Quantitation estimated.	ND	Not Detected at the Reporting Limit
S	Spike Recovery outside accepted recovery limits		

Centek Laboratories, LLC

Date: *24-Feb-11*

CLIENT:	Arcadis	Client Sample ID:	Trip Blank
Lab Order:	C1101036	Tag Number:	228
Project:	Lockheed Martin NJ001014.0001	Collection Date:	1/24/2011
Lab ID:	C1101036-016A	Matrix:	AIR

Analyses	Result	**Limit	Qual	Units	DF	Date Analyzed
1UG/M3 W/ 0.25UG/M3 CT-TCE-VC		TO-15				Analyst: LL
Freon 12	< 0.75	0.75		ug/m3	1	1/27/2011 3:01:00 PM
Heptane	< 0.62	0.62		ug/m3	1	1/27/2011 3:01:00 PM
Hexachloro-1,3-butadiene	< 1.6	1.6		ug/m3	1	1/27/2011 3:01:00 PM
Hexane	< 0.54	0.54		ug/m3	1	1/27/2011 3:01:00 PM
Isopropyl alcohol	< 0.37	0.37		ug/m3	1	1/27/2011 3:01:00 PM
m&p-Xylene	< 1.3	1.3		ug/m3	1	1/27/2011 3:01:00 PM
Methyl Butyl Ketone	< 1.2	1.2		ug/m3	1	1/27/2011 3:01:00 PM
Methyl Ethyl Ketone	< 0.90	0.90		ug/m3	1	1/27/2011 3:01:00 PM
Methyl Isobutyl Ketone	< 1.2	1.2		ug/m3	1	1/27/2011 3:01:00 PM
Methyl tert-butyl ether	< 0.55	0.55		ug/m3	1	1/27/2011 3:01:00 PM
Methylene chloride	< 0.53	0.53		ug/m3	1	1/27/2011 3:01:00 PM
o-Xylene	< 0.66	0.66		ug/m3	1	1/27/2011 3:01:00 PM
Propylene	< 0.26	0.26		ug/m3	1	1/27/2011 3:01:00 PM
Styrene	< 0.65	0.65		ug/m3	1	1/27/2011 3:01:00 PM
Tetrachloroethylene	< 1.0	1.0		ug/m3	1	1/27/2011 3:01:00 PM
Tetrahydrofuran	< 0.45	0.45		ug/m3	1	1/27/2011 3:01:00 PM
Toluene	< 0.57	0.57		ug/m3	1	1/27/2011 3:01:00 PM
trans-1,2-Dichloroethene	< 0.60	0.60		ug/m3	1	1/27/2011 3:01:00 PM
trans-1,3-Dichloropropene	< 0.69	0.69		ug/m3	1	1/27/2011 3:01:00 PM
Trichloroethene	< 0.22	0.22		ug/m3	1	1/27/2011 3:01:00 PM
Vinyl acetate	< 0.54	0.54		ug/m3	1	1/27/2011 3:01:00 PM
Vinyl Bromide	< 0.67	0.67		ug/m3	1	1/27/2011 3:01:00 PM
Vinyl chloride	< 0.10	0.10		ug/m3	1	1/27/2011 3:01:00 PM

Qualifiers:

**	Reporting Limit	.	Results reported are not blank corrected
B	Analyte detected in the associated Method Blank	E	Value above quantitation range
H	Holding times for preparation or analysis exceeded	J	Analyte detected at or below quantitation limits
JN	Non-routine analyte. Quantitation estimated.	ND	Not Detected at the Reporting Limit
S	Spike Recovery outside accepted recovery limits		

ARCADIS

Laboratory Task Order No./P.O. No. _____

CHAIN-OF-CUSTODY RECORD

Page 2 of 2

Project Number/Name N5001014.0001 / Lockheed Martin

Project Location Utica NY

Laboratory Centek Labs

Project Manager Chris Motta

Sampler(s)/Affiliation Katie Bidwell

ANALYSIS / METHOD / SIZE

Sample ID/Location	Matrix	Date/Time Sampled	Canister ID / Lab ID	Flow Controller ID	Gauge Reading Prior to Sample Collection	Gauge Reading Following Sample Collection	TO-15	Start Time	END Time	Remarks	Total
SS-VMP 5A	A	1/25/11	242	59	27.5	5.5	X	0740	1412		
IA-VMP 5B	A	1/25/11	353	177	28.5	5.0	X	0733	1426		
IA-VMP 3D	A	1/25/11	171	299	28.0	5.0	X	0801	1430		
IA-VMP 2B	A	1/25/11	475	400	29.0	5.25	X	0817	1450		
IA-DUPE	A	1/25/11	358	400	29.0	5.25	X	—	—		
IA-VMP 2C	A	1/25/11	170	401	28.5	5.50	X	0828	1454		
IA-VMP 1B	A	1/25/11	201	375	28.5	5.25	X	0851	1500		
SS-VMP 1B	A	1/25/11	131	255	29.0	5.00	X	0847	1525		
SS-VMP-4	A	1/25/11	554	381	28.0	5.0	X	0837	1528		
SS-VMP 2C	A	1/25/11	325	281	29.0	5.5	X	0824	1532		
IA-VMP 5A	A	1/25/11	363	386	30+	16.5	X	0743	1543		
SS-VMP 3D	A	1/25/11	93	263	30	7.25	X	0757	1557		
SS-DUPE	A	1/25/11	157	263	30	7.25	X	—	—		
SS-VMP 2B	A	1/25/11	415	44	30	6.5	X	0814	1614		
IA-VMP 4	A	1/25/11	163	147	29	10.25	X	0839	1640		

Sample Matrix: L = Liquid; S = Solid; A = Air

C1101036

Total No. of Bottles/Containers 31

Relinquished by: Katie B. Bidwell Organization: Arcadis Date 1/25/2011 Time 1815
Received by: David Linden Organization: Centek Labs Date 1/25/2011 Time 1815
Seal Intact? Yes No N/A

Relinquished by: _____ Organization: _____ Date __/__/__ Time _____
Received by: _____ Organization: _____ Date __/__/__ Time _____
Seal Intact? Yes No N/A

Special Instructions/Remarks:
ASPB / EPA Level IV 1ug/m3 + TCE .25
1- Trip blank included

Delivery Method: ☑ In Person ☐ Common Carrier _____ SPECIFY ☐ Lab Courier ☐ Other _____ SPECIFY

AG 05-12/01